

Congress organised by the Heart Failure Association of the ESC

Heart Failure

2017

and 4th World Congress
on Acute Heart Failure

Final Programme

Paris
France

29 April - 2 May

Heart Failure: rendez-vous with the future

www.escardio.org/HFA

#heartfailure2017





Harnessing a revolution in biology for human health[®]

Alnylam is developing RNA Interference (RNAi) therapeutics with an aim to meaningfully impact patient health.

Learn more at Alnylam.com

© 2016 Alnylam Pharmaceuticals, Inc.



Welcome Address

Dear friends and colleagues,

On behalf of the board of the Heart Failure Association and the organising committee, it is our great pleasure to welcome you to our annual congress [Heart Failure 2017 & World Congress on Acute Heart Failure](#).

“Rendez-vous with the future” is the theme of this year’s meeting of the world’s leading heart failure association. Our congress is an essential platform for [scientific exchange](#) and [networking](#) with invaluable contributions of experts from around the world.

The scientific programme will provide the latest updates from the field of heart failure and recommendations [for implementation in daily practice](#). Original scientific research is the core of the congress and we are proud to report the submission of a record-breaking [2 197 abstracts & clinical cases](#).

In addition, we are honoured that our esteemed colleagues Prof. Michel Komajda and Prof. Faiez Zannad will be awarded HFA Lifetime Achievement Awards and present the [Eugene Braunwald](#) and [Philip Poole-Wilson Lectures](#) during the [Inaugural session](#).

On Sunday, join us for the [HoT Walk](#) organised by the Heart Failure specialist of Tomorrow to raise the public awareness on heart failure.

We look forward to welcoming you to beautiful Paris - the [“City of Lights”](#).

Alexandre Mebazaa
[Heart Failure 2017 Chairperson](#)

Frank Ruschitzka
[HFA President](#)



Organising Committees

BOARD MEMBERS OF THE HFA

Frank Ruschitzka	HFA President
Petar Seferovic	President Elect
Gerasimos Filippatos	Immediate Past President
Andrew Coats	Treasurer
Mitja Lainscak	National HF Societies coordinator
Rudolf De Boer	Chairman of the Basic Science section
Massimo Piepoli	Chairman of the Clinical Science section
Marisa Crespo-Leiro	Secretary

Clinical Section

Yuri Lopatin
Jelena Celutkiene
Veli Pekka Harjola
Ewa Jankowska
Lars Lund
Christian Mueller
Giuseppe Rosano
Loreena Hill
Davor Milicic

Basic Science Section

Johann Bauersachs
Johannes Backs
Alexander Lyon



Ex-officio

Marco Metra
Alexandre Mebazaa
Stefan Anker
Stephane Heymans
Piotr Ponikowski
Isabel Bardinet

Sui Generis

Theresa Mcdonagh
Jillian Riley
Arno Hoes

Local organising committee

Alexandre Mebazaa - Heart Failure 2017 Chairperson

Thibaud Damy
Michel Komajda
Alain Cohen Solal
Jean-Yves Le Heuzey
Faiez Zannad
Pascal De Groote
Michel Galinier
Laribi Saïd

Patrick Rossignol
François Roubille
Véronique Alibert
Véronique Thore
Damien Logeart
Jean-Noël Trochu
Dominique Guedj
Alain Ducardonnet

Patrick Jourdain
Florence Beauvais
Richard Isnard
Frédéric Mouquet
Stéphane Germain
Yves Juillère
Claire Boulet
Etienne Gayat

VISION OF THE HFA



HEART FAILURE ASSOCIATION OF THE ESC

Membership

- Regular
- Silver
- Gold
- Fellows
- Heart Failure Specialists of Tomorrow
- Committees and Study Groups

Advocacy

- National Heart Failure Societies
- Heart Failure Awareness Day
- Patient website
- HFA Summit

Research

- European Journal of Heart Failure
- ESC Heart Failure
- Registries

TO REDUCE THE BURDEN OF CARDIOVASCULAR DISEASE IN EUROPE

Education

- E-learning
- Webinars
- Heart Failure Specialist Curriculum
- Heart Failure Certification
- Postgraduate Course in Heart Failure
- Guidelines
- Patient Care Workshop

Grants

- Nurse Research Fellowship
- Congress grants & awards

Congresses & Events

- Heart Failure congresses
- Scientific Workshops
- Winter Meeting
- Clinical Trialists Summer School
- Joint sessions at international congresses

HFA

HEART FAILURE ASSOCIATION OF THE ESC

Working together for the future of heart failure

ONLY DURING THE CONGRESS
GET 20% OFF YOUR ANNUAL MEMBERSHIP*

Make the most of your congress

Relive the congress with exclusive access to slides and webcasts

Meet your peers in the HFA Members' Lounge


Benefit from exclusive discount on Heart Failure Certification and educational courses

Find your colleagues online with the HFA members network

Join our Fellow community and get recognition from your peers



SPECIAL PRICE: APPLY FOR MEMBERSHIP



77€*



115€*

*Conditions apply: discount exclusively available during the duration of the congress. For more information come to the HFA stand B20.

WE
ARE THE
ESC

I'M AN HFA MEMBER. WE ARE THE ESC

BOOTH B20

www.escardio.org/HFA



HEART FAILURE
ASSOCIATION
OF THE ESC



EUROPEAN
SOCIETY OF
CARDIOLOGY®

Table of contents

Congress Information.....	8
Highlights at Heart Failure 2017.....	10
Sessions by Topic.....	11
Sessions by Day.....	17

Scientific Programme

| Saturday 29 April

Scientific sessions.....	22
Poster session 1.....	42

| Sunday 30 April

Hands-On tutorials.....	72
Scientific sessions.....	75
Poster session 2.....	98

| Monday 1st May

Hands-On tutorials.....	128
Scientific sessions.....	131
Poster session 3.....	154

| Tuesday 2 May

Scientific sessions.....	184
Poster session 4.....	190

Index of Chairpersons & Judges.....	206
Index of Speakers.....	208
Index of Authors.....	211

INAUGURAL SESSION

Saturday 17:40 - 18:45 Room HUGO

Chairpersons

F. Ruschitzka, A. Mebazaa, P. Seferovic

**Welcome from the
President of the HFA**
F. Ruschitzka

**Welcome to Heart Failure 2017
& World Congress on
Acute Heart Failure**
A. Mebazaa

Welcome from the President of the ESC
J. Bax

Introduction of Faiez Zannad
G. Filippatos


**HFA Philip Poole Wilson lecture:
Mineralocorticoid receptor antagonists.
Navigating the landscape, from trials
to clinical practice and to reverse
translational science.**
F. Zannad

Introduction of Michel Komajda
E. Braunwald

**HFA Eugene Braunwald lecture:
Heart failure and diabetes mellitus:
"les liaisons dangereuses"**
M. Komajda

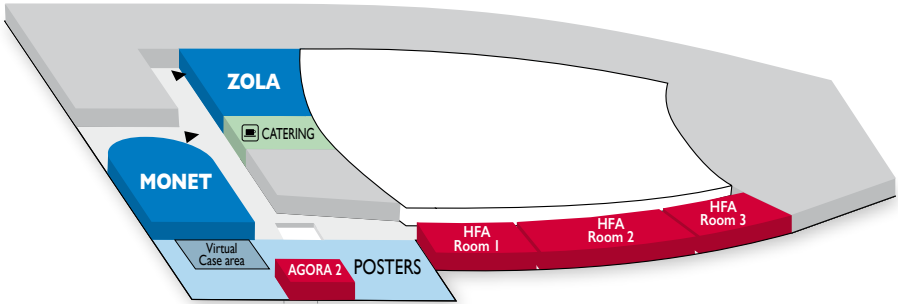
New elected Fellows of the HFA
T.A. McDonagh

Winners of the Heart Failure Awareness Days
M. Lainscak

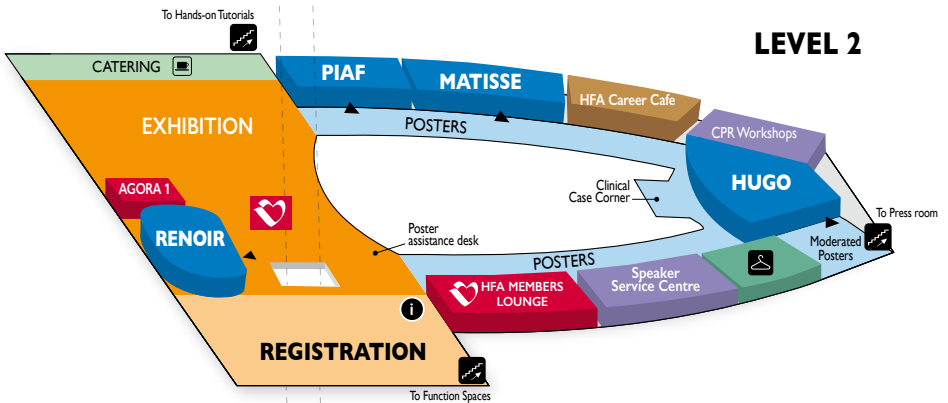


Building Floor Plan

LEVEL 3



LEVEL 2



**Take the escalator on Level 0
and join us on Level 2**

Congress Information

Abstracts, slides, videos

The congress resources (abstracts, slides and videos) are available on:

- e-Library: accessible to all during the congress, located in the exhibition
- Scientific Programme & Planner: accessible online the resources are open to HFA Silver, Gold Members and Fellows of the HFA

Catering

Refreshments are provided during official coffee breaks. Cash bars are available throughout the venue.

Certificates

- Certificates of attendance can be printed at the registration from Monday at noon.
- Poster certificates can be picked up from the Poster Assistance Desk (level 2).


Congress News

Pick up your free daily newspaper and check your inbox for the electronic version: We cover the scientific highlights of the congress for you!



HFA Members' Lounge

The lounge is an exclusive area located on level 2 where Gold Members and Fellows of the HFA are invited to enjoy a break and refreshments.





Cloakroom

Leave your belongings (free of charge) at the cloakroom.

Internet Corner

Computers with internet access are located in the exhibition.

Language

The official language during the congress is English. All lectures & presentations (apart from four sessions in French, on Saturday, in the Local Language track) will be held in English. No translation is available.

Programme Changes / Date of print

The date of print is 17 March 2017. For the most updated version of the programme, visit the Scientific Programme & Planner or download the Mobile App.

Security

Please ensure your badge is visible at all times and comply with security controls that you may be subject to within the congress venue.

Information points

For any other information (medical care, lost & found...) please address the organisers at the registration.

Highlights at Heart Failure 2017



- **Guidelines into Practice sessions**

This track will focus on how to implement the ESC Guidelines into routine management of cardiovascular patients. Based on real clinical cases, these sessions will provide you with the tools to improve your daily practice.

- **World Congress on Acute Heart Failure**

A special offer of Symposia, How-To, Abstract based sessions are organised on Saturday, and a track continued throughout the Heart Failure congress.

- **Local track**

Featuring local and international experts, these sessions (half in French, half in English), are aimed at a local audience of specialists.

What's new this year?

- **HFA Grand Debates**

The most popular controversies in the management of heart failure will be debated by specialists, who will defend their arguments in front of their opponent and a panel of world renowned experts.

- **Off the record with experts**

In the Agora, these sessions will open the floor to an informal discussion with world-renowned experts on topics relevant to your career.

- **HFA Championships**

Teams from France, Japan and Poland will compete for the Cup! Each team will present a different challenging case and answer questions from the chairpersons. Expert judges will grade their performance and the audience will vote for the winners: which team will you support?

- **Ask questions to the chairpersons**

During any session, use the Mobile App to send your questions!

World Congress on Acute Heart Failure

• Acute heart failure: immediate management	76
• Acute right heart failure	37
• Advancing acute heart failure treatment – quo vadis?	29
• Biomarkers in my daily practice	150
• Challenging clinical scenarios in acute heart failure	38
• Emergencies in peripartum cardiomyopathy	93
• Essentials of congestion in acute heart failure	34
• Furosemide 2.0 - Subcutaneous administration of a novel formulation	30, 80
• Getting the patient ready for discharge	26
• Guidelines in Daily Practice I: atrial fibrillation in heart failure	26
• How to tackle congestion	137
• How to use biomarkers in acute heart failure	137
• Late Breaking Trials I	22
• Organ dysfunction in acute heart failure	22
• Therapy of acute heart failure	131
• Therapy of cardiogenic shock	81


Guidelines in Daily Practice

• Guidelines in Daily Practice II: hospital discharge and outpatient management	34
• Guidelines in Daily Practice III: pharmacological management based on LVEF	80
• Guidelines in Daily Practice IV: co-morbidities: valvular and kidney disease	136
• Guidelines in Daily Practice V: arrhythmias and devices	184

Acute heart failure

• Acute heart failure: immediate management	76
• Best practise for discharge and follow up of patients hospitalised with acute heart failure: role of natriuretic peptides and point-of-care testing	130
• Challenging clinical scenarios in acute heart failure	38
• Inodilators and renal function: how to avoid kidney dysfunction in Acute Heart Failure (AHF) - Cardiorenal syndrome	73, 129
• Inodilators and renal function: how to avoid kidney dysfunction in Acute Heart Failure (AHF) - Therapeutic options: what, when and why	73, 129
• Inodilators and renal function: how to avoid kidney dysfunction in Acute Heart Failure (AHF)	73, 129
• Inotropes in acute heart failure: from guidelines to practical use - How to treat such patients	73, 129
• Inotropes in acute heart failure: from guidelines to practical use - Patients in need of inotropes	73, 129
• Inotropes in acute heart failure: from guidelines to practical use - The ESC guidelines in practice	73, 129
• Inotropes or inodilators in Heart Failure with reduced Ejection Fraction (HFrEF): what to use, on whom, when and how? The clinical practice	73, 129
• Inotropes or inodilators in Heart Failure with reduced Ejection Fraction (HFrEF): what to use, on whom, when and how? The therapeutic needs	73, 129
• Inotropes or inodilators in Heart Failure with reduced Ejection Fraction (HFrEF): what to use, on whom, when and how? What is available	73, 129
• New solutions for old problems in heart failure	35
• Novel drugs in acute heart failure: hurdles, hype and hope	35
• Rapid Fire 3 - Acute heart failure - From diagnosis to prognosis	94
• Rapid Fire 7 - Acute heart failure	185
• Time is muscle in acute heart failure: diagnose, treat and prevent!	74
• Understanding congestion: thinking beyond diuretic therapy	142

Advanced heart failure

• 50 th anniversary of heart transplantation 	88
• Beat as one: a multidisciplinary approach to treating heart failure	86
• Novel aspects in heart transplantation	138
• Rapid Fire 6 - Advanced heart failure	151
• Repetitive use of inodilators in advanced heart failure - The clinical practice	73, 129
• Repetitive use of inodilators in advanced heart failure - The rationale	73, 129
• Repetitive use of inodilators in advanced heart failure - The scientific evidence	73, 129


Anaemia and iron deficiency

• Iron deficiency in patients with heart failure: implementing the guidelines in your clinical practice	136
• Iron deficiency in patients with heart failure: time for action	86

Arrhythmias and treatment

• How to manage atrial fibrillation and low ejection fraction? 	81
• The wearable cardioverter defibrillator: an essential tool in the management of patients at high risk for sudden cardiac death	140

Basic Science - Translational

• A fresh look on iron deficiency in heart failure	145
• Arrhythmias in heart failure – What are the mechanisms?	132
• Cancer and the heart	39
• Diabetes, obesity and the heart	82
• Highlights of translational medicine	151
• Hot insights in metabolic interventions 	36
• Moderated Poster session 4 - Basic Science	134
• Novel aspects of hereditary cardiomyopathies	36
• Novel drugs: how do they work?	76
• Rapid Fire 1 - Basic Science	23
• Sleep disordered breathing and heart failure – Time to rethink?	94
• Understanding cardiomyopathies. What are the mechanisms?	27
• What to target outside of cardiac myocytes in heart failure	138


Biomarkers

• Biomarkers in chronic heart failure	144
• Lay hands on our point-of-care solutions	74, 130
• NT-proBNP: the gold standard biomarker in heart failure	33
• Role of biomarkers to prevent heart failure development in diabetes patients	91

Cancer and anti-cancer drugs - cardiotoxicity - cachexia

• Cardio-oncology: a partnership between heart failure specialists and oncologists	81
--	----

Cardiomyopathy

• Amyloidosis: don't miss it	76
• Cardiomyopathies: what the clinical cardiologist should know about... 	144
• Differential diagnosis of dilated cardiomyopathy	22
• Emergencies in peripartum cardiomyopathy	93
• How to diagnose and treat myocarditis?	138
• Novel aspects of hereditary cardiomyopathies	36
• Takotsubo: an acute heart failure syndrome	185
• Understanding cardiomyopathies. What are the mechanisms?	27

Cell signalling

- A mitochondrial approach to heart failure..... 85

Chronic Heart Failure

- A practical guide how to manage heart failure with mid-range ejection fraction (HFmrEF)?..... 132
- Comorbidities: prequel or sequel to heart failure..... 144
- Contemporary management of patients with heart failure with reduced Ejection Fraction (HFrEF)..... 84
- Dilemmas in the dosing of HFrEF drugs..... 37
- Heart and brain interactions in heart failure: mechanisms and therapies..... 185
- Heart failure, diabetes, and renal dysfunction: time for a more unified approach..... 140, 148
- Heart failure patients with comorbidities..... 92
- Heart failure with reduced ejection fraction and narrow QRS: how baroreflex stimulation help?..... 30
- Heart failure: what is the potential of SGLT2 inhibition?..... 141
- How the results of recent randomized clinical trials will impact our practice..... 87
- Journey of a heart failure patient: similarities and differences across the world..... 32
- Optimising treatment of heart failure – Where are we today?..... 91
- Managing heart failure patients in day-to-day practice..... 136
- New opportunities for an old problem: lowering potassium to maximize heart failure therapy..... 33
- Novel transcatheter options for functional mitral regurgitation in heart failure..... 32
- The concept of timing in the therapeutic algorithm for chronic heart failure..... 79
- What a busy clinician should know about heart failure with preserved ejection fraction?..... 75

Clinical Cases sessions

- Clinical Case 1 - The very best from clinical cases - 1..... 39
- Clinical Case 2 - The very best from clinical cases - 2..... 139
- Clinical Case Corner 1 - HoT heart: inflammation and infections in heart failure..... 25
- Clinical Case Corner 2 - The horizon in pharmacological therapies, interventions & device..... 78
- Clinical Case Corner 3 - Metabolic issues in heart failure: don't forget periphery!..... 90
- Clinical Case Corner 4 - CAD and heart failure: a liaison dangereuse..... 135
- Clinical Case Corner 5 - Cancer and cancer therapy: a double edged sword..... 147
- Clinical Case Corner 6 - Heart (and peripheral!) muscle disease..... 188

Comorbidities

- Attention needed for comorbidities..... 39
- Hot topics in diabetes and heart failure..... 75
- How should comorbidities in heart failure be treated?..... 150
- Management of comorbidities in chronic heart failure..... 87
- Rapid Fire 2 - Comorbidities..... 28


Devices / CRT / ICD / Surgery

- Allez les Bleus! Groundbreaking French contributions to cardiology..... 82
- Challenging heart team decisions in patients with ventricular assist systems..... 150
- Controversies in cardiac resynchronisation therapy..... 38
- Implantable cardiac device therapy for heart failure: update 2017..... 85
- Left ventricular assist device: performing a ramp study using echocardiographic guidance..... 72, 128
- Updates on risk guided stratification for primary prevention of sudden cardiac death in heart failure..... 31
- Using ramp studies in assist device patients: theory and evidence..... 72, 128
- Ventricular assist systems: success and challenges..... 132

Exercise testing and training

- New home-based strategies to improve physical exercise in heart failure patients 88

Heart failure imaging

- Multimodality imaging in heart failure: already today, not tomorrow!  139

Local language sessions

- Insuffisance cardiaque systolique en consultation 23
- Insuffisance cardiaque systolique évolutive 35
- Quand envisager une thérapeutique lourde? 38
- Surveillance post hospitalisation 27

MRI, nuclear cardiology, CT, other

- How imaging can guide clinical decision making in heart failure 143




Award sessions

- Clinical Case Awards 37
- Nursing Investigator Award 77
- Young investigator Award: Basic Science and Translational Science 88
- Young investigator Award: Clinical 83

Other original research

- Moderated Poster session 1 - Prognosis 24
- Moderated Poster session 2 - The global problem of heart failure 78
- Moderated Poster session 3 - Diagnosis 89
- Moderated Poster session 5 - Tips and tricks to prevent readmissions 147
- Moderated Poster session 6 - Therapy 187
- Poster Session 1 42
- Poster Session 2 98
- Poster session 3 154
- Poster Session 4 190
- Rapid Fire 4 - Therapy and management 133
- Rapid Fire 5 - Diagnosis - Pathophysiology - Prognosis 145


















Other sessions

- Cardiorenal cross-roads  94
- Practical recommendations for the clinician. How to treat  93
- Heart failure management: when the clinician needs advice  131
- Enabling and optimizing Renin-Angiotensin-Aldosterone-System inhibitors (RAASi) therapy in cardio-renal patients by controlling potassium levels 142, 148
- How innovative percutaneous Ventricular Assist Device (pVAD) systems improve outcomes in cardiogenic shock and facilitate complete revascularization in high risk Percutaneous Coronary Intervention (PCI) patients 96
- Management of co-morbidities in heart failure - Exploring new frontiers 84

Right ventricular function

- The right ventricle: the bright side of the moon 184

Special sessions

• HFA Championships  	143
• Heart Failure 2017 Highlights 	188
• Inaugural Session 	40
• Late Breaking Trials II 	75
• Late Breaking Trials III 	131
• Off the record with J. Cleland and M. Metra 	77
• Off the record with L. Warner Stevenson 	28
• Off the record with M. Boehm 	145
• Off the record with M. Crespo-Leiro 	82
• The Grand Debate 1: Nephilysin inhibitor - Vasodilators   	92
• The Grand Debate 2: ICD – Myocardial revascularisation   	149
• The year's best papers on heart failure 	87

Telemedicine and remote patient management

• Remote monitoring for heart failure	27
---------------------------------------	----

Valvular heart disease

• How to assess mitral valve and mitral regurgitation with transthoracic echocardiographic ultrasound	72, 128
• Transcatheter mitral valve repair device	72, 128
• Treating Functional Mitral Regurgitation (FMR) in heart failure with Transcatheter Mitral Valve Repair (TMVR): rendez-vous with the future now!	31
• Treating mitral regurgitation in heart failure patient: from diagnosis to follow-up	72, 128
• Tricuspid regurgitation in heart failure: how to treat it?	141
• Valvular disease in heart failure: vicious twins	131
• Valvular disease is myocardial disease	149

Virtual Case sessions

• Management of heart failure is an art: what to do when the Guidelines provide no clear answer?	93
• Virtual case 1: failing or not failing right myocardium?	21
• Virtual case 2: a patient with cardiogenic shock	71
• Virtual case 3: a patient with infective endocarditis & acute aortic regurgitation	71
• Virtual case 4: young decompensated patient with constrictive pericarditis	127
• Virtual case 5: mysterious myocarditis in a young patient	127
• Virtual case 6: heart transplantation in a HIV-positive patient	183

SEARCH
by keywords

NEWS

ACCESS
your final programme,
maps, speakers...

CREATE
your personal
programme



VOTE
& ask
questions

The congress at your fingertips!

**Search for 'Heart Failure 2017'
in App Store® / Google play**



The Heart Failure 2017 Mobile App is supported by SERVIER in the form of an unrestricted educational grant.













SATURDAY 29 APRIL 2017

<ul style="list-style-type: none"> • Late Breaking Trials I  • Organ dysfunction in acute heart failure • Differential diagnosis of dilated cardiomyopathy • Insuffisance cardiaque systolique en consultation  • Rapid Fire 1 - Basic Science 	<p style="text-align: center;">08:30 - 10:00</p>	<p>MONET ZOLA RENOIR MATISSE AGORA 2</p>
<ul style="list-style-type: none"> • Guidelines in Daily Practice I: atrial fibrillation in heart failure • Getting the patient ready for discharge • Remote monitoring for heart failure • Surveillance post hospitalisation  • Understanding cardiomyopathies. What are the mechanisms? • Off the record with L. Warner Stevenson  • Rapid Fire 2 - Comorbidities 	<p style="text-align: center;">11:00 - 12:00</p>	<p>MONET ZOLA RENOIR PIAF MATISSE AGORA I AGORA 2</p>
<ul style="list-style-type: none"> • Advancing acute heart failure treatment - quo vadis? - Sponsored by Novartis • Furosemide 2.0 - Subcutaneous administration of a novel formulation - Sponsored by scPharmaceuticals, Inc. • Heart failure with reduced ejection fraction and narrow QRS: how baroreflex stimulation help? - Sponsored by Charité Universitätsmedizin Berlin • Treating Functional Mitral Regurgitation (FMR) in heart failure with Transcatheter Mitral Valve Repair (TMVR): rendez-vous with the future now! - Sponsored by ABBOTT STRUCTURAL HEART • Updates on risk guided stratification for primary prevention of sudden cardiac death in heart failure - Sponsored by GE Healthcare 	<p style="text-align: center;">12:15 - 13:15</p>	<p>HUGO ZOLA RENOIR MATISSE PIAF</p>
<ul style="list-style-type: none"> • Journey of a heart failure patient: similarities and differences across the world - Sponsored by SERVIER • Novel transcatheter options for functional mitral regurgitation in heart failure - Sponsored by Charité Universitätsmedizin Berlin • New opportunities for an old problem: lowering potassium to maximize heart failure therapy - Organised by Lorraine University, supported by an unrestricted educational grant from AstraZeneca • NT-proBNP: the gold standard biomarker in heart failure - Sponsored by Roche Diagnostics International Ltd. 	<p style="text-align: center;">13:30 - 14:30</p>	<p>HUGO RENOIR MATISSE PIAF</p>
<ul style="list-style-type: none"> • Guidelines in Daily Practice II: hospital discharge and outpatient management • Essentials of congestion in acute heart failure • Novel drugs in acute heart failure: hurdles, hype and hope • New solutions for old problems in heart failure  • Insuffisance cardiaque systolique évolutive  • Novel aspects of hereditary cardiomyopathies • Hot insights in metabolic interventions  • Clinical Case Awards  	<p style="text-align: center;">14:45 - 16:15</p>	<p>HUGO MONET ZOLA RENOIR MATISSE PIAF AGORA I AGORA 2</p>
<ul style="list-style-type: none"> • Dilemmas in the dosing of HFrEF drugs • Acute right heart failure • Challenging clinical scenarios in acute heart failure  • Controversies in cardiac resynchronisation therapy • Quand envisager une thérapie lourde?  • Cancer and the heart • Attention needed for co-morbidities • The very best from clinical cases - I 	<p style="text-align: center;">16:30 - 17:30</p>	<p>HUGO MONET ZOLA RENOIR MATISSE PIAF AGORA I AGORA 2</p>
<ul style="list-style-type: none"> • Inaugural Session  	<p style="text-align: center;">17:45 - 19:00</p>	<p>HUGO</p>

SUNDAY 30 APRIL 2017


08:30 - 10:00	<ul style="list-style-type: none"> Late Breaking Trials II Hot topics in diabetes and heart failure What a busy clinician should know about heart failure with preserved ejection fraction? Amyloidosis: don't miss it Acute heart failure: immediate management Novel drugs: how do they work? Off the record with J. Cleland and M. Metra Nursing Investigator Award 	HUGO MONET ZOLA RENOIR MATISSE PIAF AGORA 1 AGORA 2
10:15 - 10:45	<ul style="list-style-type: none"> The concept of timing in the therapeutic algorithm for chronic heart failure - Sponsored by SERVIER Furosemide 2.0 - Subcutaneous administration of a novel formulation - Sponsored by scPharmaceuticals 	AGORA 1 AGORA 2
11:00 - 12:30	<ul style="list-style-type: none"> Guidelines in Daily Practice III: pharmacological management based on LVEF Therapy of cardiogenic shock Cardio-oncology: a partnership between heart failure specialists and oncologists How to manage atrial fibrillation and low EF? Allez les Bleus! Groundbreaking French contributions to cardiology Diabetes, obesity and the heart Off the record with M. Crespo-Leiro Young Investigator Award: Clinical 	HUGO MONET ZOLA RENOIR MATISSE PIAF AGORA 1 AGORA 2
12:45 - 13:45	<ul style="list-style-type: none"> A mitochondrial approach to heart failure - Sponsored by Charité Universitätsmedizin Berlin Beat as one: a multidisciplinary approach to treating heart failure - Sponsored by St Jude Medical is now Abbott 	RENOIR PIAF
14:25 - 14:00	<ul style="list-style-type: none"> Contemporary management of patients with heart failure with reduced Ejection Fraction (HFrEF) - Sponsored by Novartis Management of co-morbidities in heart failure - Exploring new frontiers - Sponsored by Bayer AG Implantable cardiac device therapy for heart failure: update 2017 - Sponsored by Medtronic Iron deficiency in patients with heart failure: time for action - Sponsored by Vifor Pharma 	HUGO MONET ZOLA MATISSE
14:15 - 15:45	<ul style="list-style-type: none"> How the results of recent randomized clinical trials will impact our practice Management of comorbidities in chronic heart failure The year's best papers on heart failure New home-based strategies to improve physical exercise in heart failure patients 50th anniversary of heart transplantation Young Investigator Award: Basic and Translational 	HUGO MONET ZOLA RENOIR MATISSE AGORA 2
15:55 - 16:25	<ul style="list-style-type: none"> Optimising treatment of heart failure – Where are we today? - Sponsored by Novartis Role of biomarkers to prevent heart failure development in diabetes patients - Sponsored by Roche Diagnostics International Ltd. 	AGORA 1 AGORA 2
16:00 - 16:30	<ul style="list-style-type: none"> Award Ceremony 	HFA STAND
16:30 - 18:00	<ul style="list-style-type: none"> The Grand Debate I: Nephilysin inhibitor - Vasodilators Heart failure patients with comorbidities Practical recommendations for the clinician. How to treat... Emergencies in peripartum cardiomyopathy Management of heart failure is an art: what to do when the guidelines provide no clear answer? Sleep disordered breathing and heart failure - Time to rethink Cardiorenal cross-roads Rapid Fire 3 - Acute heart failure - From diagnosis to prognosis 	HUGO MONET ZOLA RENOIR MATISSE PIAF AGORA 1 AGORA 2
18:15 - 19:15	<ul style="list-style-type: none"> How innovative percutaneous Ventricular Assist Device (pVAD) systems improve outcomes in cardiogenic shock and facilitate complete revascularization in high risk Percutaneous Coronary Intervention (PCI) patients - Sponsored by Biomed GmbH 	PIAF

MONDAY | MAY 2017

<ul style="list-style-type: none"> • Late Breaking Trials III  • Valvular disease in heart failure: vicious twins • Therapy of acute heart failure: how to use... • Heart failure management: when the clinician needs advice  • A practical guide: how to manage heart failure with mid-range ejection fraction (HFmrEF)? • Arrhythmias in heart failure - What are the mechanisms? • Ventricular assist systems: success and challenge • Rapid Fire 4 - Therapy and management 	08:30 - 10:00	HUGO MONET ZOLA RENOIR MATISSE PIAF AGORA 1 AGORA 2
<hr/>		
HFA General Assembly 	10:05 - 10:55	MATISSE
<hr/>		
<ul style="list-style-type: none"> • Managing heart failure patients in day-to-day practice - Sponsored by SERVIER • Iron deficiency in patients with heart failure: implementing the guidelines in your clinical practice - Sponsored by Vifor Pharma 	10:15 - 10:45	AGORA 1 AGORA 2
<hr/>		
<ul style="list-style-type: none"> • Guidelines in Daily Practice IV: comorbidities: valvular and kidney disease  • How to use biomarkers in acute heart failure • How to tackle congestion • How to diagnose and treat myocarditis? • Novel aspects in heart transplantation • What to target outside of cardiac myocytes in heart failure • Multimodality imaging in heart failure: already today, not tomorrow!  • The very best from clinical cases - 2 	11:00 - 12:30	HUGO MONET ZOLA RENOIR MATISSE PIAF AGORA 1 AGORA 2
<hr/>		
<ul style="list-style-type: none"> • Heart failure, diabetes, and renal dysfunction: time for a more unified approach - Organised by Physicians Academy for Cardiovascular Education, supported by an unrestricted educational grant from Boehringer-Ingelheim and Lilly • Heart failure: what is the potential of SGLT2 inhibition? - Sponsored by AstraZeneca • Tricuspid regurgitation in heart failure: how to treat it? - Sponsored by Charité Universitätsmedizin Berlin • Understanding congestion: thinking beyond diuretic therapy - Sponsored by Fresenius Medical Care 	12:45 - 13:45	MONET ZOLA RENOIR PIAF
<hr/>		
<ul style="list-style-type: none"> • The wearable cardioverter defibrillator: an essential tool in the management of patients at high risk for sudden cardiac death - Sponsored by ZOLL • Enabling and optimizing Renin-Angiotensin-Aldosterone-System inhibitors (RAASi) therapy in cardio-renal patients by controlling potassium levels - Sponsored by Vifor Pharma / Vifor Fresenius Medical Care Renal Pharma 	12:45 - 14:00	HUGO MATISSE
<hr/>		
<ul style="list-style-type: none"> • HFA Championships   • How imaging can guide clinical decision making in heart failure • Cardiomyopathies: what the clinical cardiologist should know about...  • Comorbidities in heart failure: the bigger picture • Biomarkers in chronic heart failure • A fresh look on iron deficiency in heart failure • Off the record with M. Boehm  • Rapid Fire 5 - Diagnosis - Pathophysiology - Prognosis 	14:15 - 15:45	HUGO MONET ZOLA RENOIR MATISSE PIAF AGORA 1 AGORA 2
<hr/>		
<ul style="list-style-type: none"> • Enabling and optimizing Renin-Angiotensin-Aldosterone-System inhibitors (RAASi) therapy in cardio-renal patients by controlling potassium levels - Sponsored by Vifor Pharma/Vifor Fresenius Medical Care Renal Pharma • Heart failure, diabetes, and renal dysfunction: time for a more unified approach - Sponsored by PACE-CME - Boehringer-Ingelheim/Lilly 	15:55 - 16:25	AGORA 1 AGORA 2
<hr/>		
<ul style="list-style-type: none"> • The Grand Debate 2: ICD – Myocardial revascularisation    • Valvular disease is myocardial disease • Biomarkers in my daily practice • Challenging heart team decisions in patients with ventricular assist systems • How should comorbidities in heart failure be treated? • Highlights of translational medicine • Rapid Fire 6 - Advanced heart failure 	16:30 - 18:00	HUGO MONET ZOLA RENOIR MATISSE PIAF AGORA 2

TUESDAY 2 MAY 2017

08:30 - 10:00

- Guidelines in Daily Practice V: arrhythmias and devices 
- The right ventricle: the bright side of the moon
- Takotsubo: an acute heart failure syndrome
- Heart and brain interactions in heart failure: mechanisms and therapies
- Rapid Fire 7 - Acute heart failure

MONET
ZOLA
RENOIR
MATISSE
AGORA 2

11:00 - 12:30

- Heart Failure 2017 Highlights 

MONET



SATURDAY

SCIENTIFIC SESSIONS



Also Today



VIRTUAL CASE AREA

Experience a virtual and interactive case on a digital simulator during the Coffee Breaks in the Virtual Case Area!

10:00 – 11:00: Failing or not failing right myocardium?

J. Grapsa (London, GB)

A 69-year-old man suffering from aortic aneurysm rupture was transferred immediately to a specialist heart and lung centre, for an emergency surgical repair of ruptured aneurysm...

MORNING SESSIONS

08:30 - 10:00

Special Session

MONET

Late Breaking Trials I

Chairpersons: A. Mebazaa (Paris, FR); G.S. Filippatos (Athens, GR)

World Congress on Acute Heart Failure

During this session, presenters from around the world will share the very latest results of their research. The presentations will be concluded by a review from an expert providing clear take-home messages. View the programme in the Mobile App or on the Scientific Programme & Planner! Be there to hear about the latest developments in heart failure.

08:30 - 10:00

Symposium

ZOLA

Organ dysfunction in acute heart failure

Chairpersons: G. Ambrosio (Perugia, IT); M.R. Costanzo (Naperville, US)

World Congress on Acute Heart Failure

08:30	Kidney. M. Metra (Brescia, IT)	16
08:52	Liver and gut. S. Von Haehling (Berlin, DE)	17
09:15	Lungs. A. Sionis (Barcelona, ES)	18
09:37	Brain. J. Butler (Atlanta, US)	19

08:30 - 10:00

Symposium

RENOIR

Differential diagnosis of dilated cardiomyopathy

Chairpersons: T. Damy (Creteil, FR); B.H. Greenberg (La Jolla, US)

Cardiomyopathy

08:30	Definition and classification. P. Seferovic (Belgrade, RS)	20
08:52	Genetics. S. Heymans (Maastricht, NL)	21
09:15	MRI. R.M. Manka (Zurich, CH)	22
09:37	Endomyocardial biopsy. H.P. Schultheiss (Berlin, DE)	23

08:30 - 10:00

Symposium

MATISSE

Insuffisance cardiaque systolique en consultation



Chairpersons: J. Gauthier (Cannes, FR); V. Alibert (Montpellier, FR)

Local language session - Local track

08:30	Cas clinique. R. Isnard (Paris, FR)	24
08:40	Adaptation thérapeutique basée sur les nouvelles recommandations: ce qui ne change pas. R. Isnard (Paris, FR)	25
09:00	Adaptation thérapeutique basée sur les nouvelles recommandations: ce qui change: comment je gère la 2ème étape thérapeutique. F. Mouquet (Lille, FR)	26
09:20	Modification thérapeutique: ce que peut faire le médecin généraliste. P.G. Khanoyan (Marseille, FR)	27
09:40	Place de l'infirmière dans le suivi des patients stables ambulatoires. M. Pillot (Besancon, FR)	28

08:30 - 10:00

Rapid Fire Abstract

AGORA 2

Rapid Fire I - Basic Science

Chairpersons: I.G. Lunde (Oslo, NO); F.R. Heinzel (Berlin, DE)

Rapid fire abstract sessions are dynamic and interactive presentations of related topic abstracts.

Presentation slides and ePosters will be available for further consultation on the Scientific Programme & Planner

08:30	Epac1-mediated RE/mitochondria interactions promotes mitochondrial Ca²⁺ overload and cell death during ischemia/reperfusion injury L. Fazal, M. Laudette, S. Paula-Gomes, J. Fauconnier, J. Mialet-Perez, F. Lezoualc'h (Toulouse and Montpellier, FR)	29
08:36	Intramyocardial delivery of mesenchymal stem cells transfected with minicircle-HIF-1a decreases LV adverse remodelling via release of cardioprotective miRNAs and pro-angiogenic factors E.G. Gara, S.G. Ong, J. Winkler, K. Zlabinger, D. Lukovic, A. Jakab, B. Merkely, J.C. Wu, M. Gyongyosi, N. Pavo (Budapest, HU; Stanford, US; Vienna, AT)	30
08:42	Prophylactic combined heart failure treatment attenuates the development of doxorubicin induced systolic and diastolic dysfunction in rats M. Lodi, D. Prikosz, G.A. Fulop, J. Kocsis, I. Edes, I. Czuriga, Z. Kisvarday, B. Juhasz, A. Toth, Z. Papp, D. Czuriga (Debrecen, HU)	31
08:48	NPA7, an innovative multivalent designer natriuretic peptide: Co-therapy with Furosemide to mediate renoprotection in experimental ADHF L.M.G. Meems, Y. Chen, G.J. Harty, G.E. Harders, B.K. Huntley, S.R. Iyer, D.M. Heublein, J.C. Burnett Jr (Rochester, US)	32
08:54	Eosinophils have an essential role in promoting a type 2 innate immune response and cardiac repair following myocardial infarction. I.S. Toor, D. Ruckerl, A. Thomson, A. Rossi, J. Allen, G. Gray (Edinburgh and Manchester, GB)	33
09:00	NADPH oxidase-4 promotes adaptive cardiac remodelling in the chronically stressed heart by driving protein O-GlcNAcylation and enhancing cardiac fatty acid oxidation A.A. Nabeebaccus, A. Zoccarato, A.D. Hafstad, C.X.S. Santos, E. Aasum, A.C. Brewer, M. Zhang, J. West, J. Griffin, T. Eykyn, M. Mayr, A.M. Shah (London and Cambridge, GB; Tromso, NO)	34

MORNING SESSIONS

08:30 - 10:00

Rapid Fire Abstract

AGORA 2

Rapid Fire I - Basic Science (continued)

09:06	Galectin-3 and dilated cardiomyopathy: distinct effect of pharmacological and genetic interventions	35
	M.N. Nguyen, H. Kiriazis, Z. Thomas, Y. Su, X.M. Gao, J.R. McMullen, J. Sadoshima, X.-J. Du (Melbourne, AU; New Jersey, US)	
09:12	Metformin prevents cardiac fibrosis by attenuating mitochondrial NADPH oxidase 4/PKC-alpha/Gal-3 signaling pathway in myocardial infarction	36
	M.C. Asensio-Lopez, A.M. Lax, M.J. Fernandez Del Palacio, M.C. Sanchez-Perez, Y. Sassi, R. Hajjar, D.A. Pascual-Figal (Murcia, ES; New York, US)	
09:18	Effects of acute intravenous infusion of nitroxyl donor BMS-986231 on left ventricular function and cardiac rhythm in anaesthetised dogs with intracoronary microembolisation-induced heart failure	37
	H.N. Sabbah, J.C. Hartman, J. Reardon (Detroit, Michigan, Loveland, Colorado and Charlottesville, Virginia, US)	
09:24	Activation of the innate immune receptor toll-like receptor 4 (tlr4) by fibronectin fragments negatively regulates cardiac myofibroblast differentiation.	38
	R.J. Heads, M. Khan, Y. Chuluunbaatar, V. Budhram-Mahadeo (London, GB)	
09:30	MicroRNA-21 attenuates post-ischemic inflammation triggered by DAMPs through targeting KBTBD7	39
	Z. Zhan, L. Yang, Z. Liu (Shanghai, CN)	
09:36	Hypoxia induces gene-specific epigenetic modifications in human cardiac fibroblasts which are associated with the development of myocardial fibrosis and aberrant post-ischemic cardiac remodelling	40
	N. Glezeva, S. Das, B. Moran, M. Ledwidge, K. McDonald, C. Watson (Dublin, IE; Belfast, GB)	
09:42	Studying beta-adrenergic signalling in a patient-specific induced pluripotent stem cell model for Takotsubo syndrome	41
	D. Huebscher, T. Borchert, D. Lam, C.I. Guessoum, C. Templin, G. Hasenfuss, K. Streckfuss-Boemeke (Göttingen, DE; Zurich, CH)	
09:48	Crosstalk between FGF23 and angiotensin II-mediated calcium handling in cardiac hypertrophy.	42
	K. Mhatre, P. Wakula, S. Menzel, E. Bisping, B. Pieske, F. Heinzel (Berlin, DE; Graz, AT)	
09:54	Cardiotrophin-1 is associated with perivascular fibrosis, increased collagen cross-linking and diastolic dysfunction in Dahl salt-sensitive hypertensive rats with heart failure with preserved ejection	43
	A. Gonzalez Miqueo, C. Brugnolaro, B. Lopez Salazar, S. Ravassa Albeniz, M.U. Moreno Zulategui, J. Beaumont Ezcurra, G. San Jose Eneriz, J. Diez Martinez (Pamplona, ES)	

10:00 - 11:00

Moderated Poster

Moderated Poster Area

Moderated Poster session I - Prognosis

Chairpersons: S. Di Somma (Roma, IT); S. Price (London, GB)

10:00	Daytime periodic breathing patterns and risk of appropriate cardioverter defibrillator therapies in heart failure patients	44
	M.T. La Rovere, R. Maestri, E. Robbi, M. Lovagnini, D. Rossi, E. Traversi, G.D. Pinna (Montescano (Pavia), IT)	
10:12	Global longitudinal strain (GLS) by speckle-tracking echocardiography (STE) predicts appropriate defibrillator therapy in patients with dilated cardiomyopathy (DCM)	46
	H. Omran, D. Hering, N. Bogunovic, D. Horstkotte, L. Faber (Bad Oeynhausen, DE)	

MORNING SESSIONS

10:00 - 11:00

Moderated Poster

Moderated Poster Area

Moderated Poster session I - Prognosis (continued)

10:18	Remote ischemic conditioning in ST elevation myocardial infarction as adjuvant to primary angioplasty: one-year results of a randomized clinical trial	47
	A. Gaspar, A. Lourenco, P. Azevedo, M. Pereira, J. Marques, A. Leite-Moreira (Porto and Braga, PT)	
10:24	Importance of structural heart disease and diastolic dysfunction in heart failure with preserved ejection fraction assessed according to the ESC guidelines	48
	D. Matan, H. Persson, E. Donal, L.H. Lund, E. Oger, C. Hage, J.-C. Daubert, C. Linde (Stockholm, SE; Rennes, FR)	
10:30	Heart failure with a preserved ejection fraction in asia	49
	J. Tromp, T.H.K. Teng, W.T. Tay, C.L. Hung, C. Narasimhan, W. Shimizu Sw Park, H.B. Liew, T. Ngarmukos Eb Reyes, B.B. Siswanto Cm Yu, S. Zhang J Yap, M. Macdonald, A.M. Richards, M.R. Zile, I.S. Anand, C.S. Lam (Singapore, SG; Taipei, TW; Hyderabad, IN; Seoul, KR; Kuala Lumpur, MY; Manila, PH; Hong Kong, HK; Charleston and Minneapolis, US)	
10:36	Do patients with acute heart failure and preserved ejection fraction have heart failure at follow-up, impact of framingham criteria	50
	C. Hage, U. Lofstrom, E. Donal, E. Oger, J.-C. Daubert, C. Linde, L.H. Lund (Stockholm, SE; Rennes, FR)	
10:42	Capnography in spontaneously breathing chronic heart failure patients: resting partial pressure of end-tidal carbon dioxide a new non-invasive factor on heart failure.	51
	A.C.G.B. Lima, F.M.F. Silva, F.M.T. Teixeira, M.L. Silva, A.A. Missias, R. Furtado, S.H.R. Ramalho, F. Stauffer, G. Cipriano (Brasilia, BR)	
10:48	The left ventricular noncompaction syndrome in fifty adults: clinical variants, follow-up and outcomes	52
	O.V. Blagova, A.V. Nedostup, E.V. Pavlenko, V.P. Sedov, N.V. Varionchik, N.V. Gagarina, E.A. Mershina, V.E. Sinityn, V.A. Sulimov (Moscow, RU)	
10:54	Causes and consequences of longitudinal left atrial dysfunction assessed by 2d-strain echocardiography in patients with cardiac amyloidosis	53
	D. Bodez, A. Guellich, U. Vergeylen, E. Alonso, S. Guendouz, A. Galat, A.S. Cottereau, V. Plante-Bordeneuve, J.L. Dubois-Rande, L. Hittinger, J.F. Deux, D. Mohty, T. Damy (Creteil and Limoges, FR)	

10:00 - 11:00

Clinical Case Posters

Moderated Poster Area

Clinical Case Corner I - HoT heart: inflammation and infections in heart failure

Chairpersons: T. Radovits (Veszprem, HU); A. Bayes Genis (Badalona, ES)

10:00	Eosinophilic myocarditis due to vasculitis	54
	P. Banerjee (Coventry, GB)	
10:06	Acute reactivation of chagas disease in post cardiac transplant patient under immunosuppression with cutaneous lesions manifestation	55
	S. Leandro da Silva Souza (Brasilia, BR)	
10:12	Acute myocarditis and myositis after immune checkpoint inhibition	56
	D.J. Witham (Berlin, DE)	
10:18	Managing acute heart failure (AHF) in severe dengue-leptospirosis co-infection - Walking a tightrope	57
	P. Tiau (Cheras, MY)	
10:24	Endomyocarditis as a rare complication of toxocarasis	58
	M.K.H.L. Lepshokova (Krasnodar, RU)	
10:30	A case of myopericarditis in a patient with crohn's disease who responded promptly to selenium supplementation	59
	H. Altay (Istanbul, TR)	

MORNING SESSIONS

10:00 - 11:00

Clinical Case Posters

Moderated Poster Area

Clinical Case Corner I - HoT heart: inflammation and infections in heart failure (continued)

10:36	Autoimmune acute myocarditis induced by pembrolizumab C. Anagua-Quesada (Sevilla, ES)	60
10:42	A new phenotype of immune related cardiac adverse events induced by immune checkpoint inhibitors Y. Fujii (Tokyo, JP)	61
10:48	A case of reversible dilated cardiomyopathy caused by Takayasu arteritis S.-H. Shin (Seoul, KR)	62
10:54	Acute heart failure in patient with zoonotic endocarditis O. Pachirat (Khon Kaen, TH)	63

11:00 - 12:00

Guidelines in Daily Practice

MONET

Guidelines in Daily Practice I: atrial fibrillation in heart failure

Chairpersons: P. Ponikowski (Wroclaw, PL); A. Mebazaa (Paris, FR)

World Congress on Acute Heart Failure

11:00	Case presentation: atrial fibrillation in heart failure D. Kotecha (Birmingham, GB)	64
11:10	What do the Guidelines say? C. Linde (Stockholm, SE)	65
11:25	Gaps in evidence F. Enseleit (Zurich, CH)	66
11:40	Questions & answers with the audience.	67
11:55	Conclusion and take-home messages P. Ponikowski (Wroclaw, PL)	68

11:00 - 12:00

Symposium

ZOLA

Getting the patient ready for discharge

Chairpersons: B. Pitt (Ann Arbor, US); T.A. McDonagh (London, GB)

World Congress on Acute Heart Failure

11:00	Optimising heart failure therapies. M. Arrigo (Zurich, CH)	69
11:12	Treat comorbidities. E.A. Jankowska (Wroclaw, PL)	70
11:24	Role of nurse-led programmes. A. Stromberg (Linköping, SE)	71
11:36	Planning the post-discharge journey. A. Cohen-Solal (Paris, FR)	72
11:48	Any place for novel heart failure therapies? J.J.V. McMurray (Glasgow, GB)	73

11:00 - 12:00 Symposium RENOIR

Remote monitoring for heart failure

Chairpersons: I. Pina (Bronx, US); M.R. Cowie (London, GB)

11:00	Added value in self-care. J. Riley (London, GB)	74
11:15	Lessons learned from implantable devices. G. Hindricks (Leipzig, DE)	75
11:30	Is hemodynamic monitoring the solution? W.T. Abraham (Columbus, US)	76
11:45	The future. F. Koehler (Berlin, DE)	77

11:00 - 12:00 Symposium MATISSE

Surveillance post hospitalisation



Chairpersons: F. Roubille (Montpellier, FR); V. Thore (Vandoeuvre, FR)

Local language session - Local track

11:00	Programme PRADO: premiers résultats. Y. Juilliere (Vandoeuvre-Les-Nancy, FR)	78
11:15	Place de l'infirmier libéral. G. Chollet (Serris, FR)	79
11:30	Place de la réadaptation cardiaque. F. Beauvais (Paris, FR)	80
11:45	Place de la télémedecine. P. Jourdain (Pontoise, FR)	81

11:00 - 12:00 Symposium PIAF

Understanding cardiomyopathies. What are the mechanisms?

Chairpersons: T. Pedrazzini (Lausanne, CH); J.L. Balligand (Brussels, BE)

Basic Science - Translational

11:00	Peripartum cardiomyopathy. D. Hilfiker-Kleiner (Hannover, DE)	82
11:15	Takotsubo syndrome. E. Omerovic (Gothenburg, SE)	83
11:30	Myocarditis. S. Heymans (Maastricht, NL)	84
11:45	Hypertrophic cardiomyopathy. C. Maack (Germany, DE)	85

11:00 - 11:45

Special Session

AGORA 1

Off the record with L. Warner Stevenson

NEW

Chairpersons: C.E. Mueller (Basel, CH); R. Placido (Lisbon, PT)

The new «Off the record» sessions will open the floor to an informal discussion with a world-renowned expert, a panel of discussants, and the audience.

Dr. Lynne Warner Stevenson will address issues on: «My classification of heart failure»

- Why this topic is so important in the field of heart failure

- How classification is used and taught in daily practice

- What the future holds

11:00	My classification of heart failure. L. Warner Stevenson (Boston, US)	86
11:30	My classification of heart failure - Discussion. C.E. Mueller (Basel, CH); R. Placido (Lisbon, PT)	87

11:00 - 12:00

Rapid Fire Abstract

AGORA 2

Rapid Fire 2 - Comorbidities

Chairpersons: To be announced

Rapid fire abstract sessions are dynamic and interactive presentations of related topic abstracts.

Presentation slides and ePosters will be available for further consultation on the Scientific Programme & Planner

11:00	Impact of Iron Deficiency on exercise capacity and outcome in heart failure with reduced, mid-range and preserved ejection fraction. P. Martens, P. Nijst, F.H. Verbrugge, J. Duponselle, K. Smeets, M. Dupont, W. Mullens (Genk, BE)	88
11:06	Phase 2 open-label extension (OLE) study of patisiran for the treatment of hereditary ATTR (hATTR) amyloidosis: 24-month safety and efficacy in subgroup of patients with cardiac involvement D. Adams, T. Coelho, I. Conceicao, M. Waddington Cruz, H. Schmidt, J. Buades, J. Campistol, J. Pouget, J.L. Berk, N. Ziyadeh, A.M. Partisano, M. Sweetser, J. Chen, J. Gollob, O.B. Suhr (Le Kremlin-Bicêtre and Marseille, FR; Porto and Lisbon, PT; Rio de Janeiro, BR; Munster, DE; Palma de Mallorca and Barcelona, ES; Boston and Cambridge, US; Umea, SE)	89
11:12	Heart failure and inflammation-related biomarkers as predictors of new onset diabetes in the general population N. Suthahar, W.C. Meijers, F.P. Brouwers, H.J. Lambers Heerspink, R.T. Gansevoort, S.J.L. Bakker, R.A. De Boer (Groningen, NL)	90
11:18	Right ventricular-vascular coupling in heart failure with preserved ejection fraction and pre- versus post-capillary pulmonary hypertension. T.M. Gorter, D.J. Van Veldhuisen, A.A. Voors, Y.M. Hummel, C.S.P. Lam, R.M.F. Berger, J.P. Van Melle, E.S. Hoendermis (Groningen, NL; Singapore, SG)	91
11:24	Definition of iron deficiency based on the gold standard of bone marrow iron staining and treatment effect of ferric carboxymaltose in heart failure patients N. Grote Beverborg, P. Van Der Meer (Groningen, NL)	92
11:30	Circulating miRNAs as biomarkers for familial dilated cardiomyopathy D. De Gonzalo Calvo, S. Blasco-Turron, F.J. Morales, P. Gonzalez, A. Lopez Granados, J. Segura, D. Mesa-Rubio, J. Fernandez-Armenta, L. Cano Calabria, F. Rosa Longobardo, I. Izquierdo, A. Garcia, A. Mangas, V. Llorente-Cortes, R. Toro (Barcelona, Cádiz, Cordoba, Cadiz and Santiago de Compostela, ES)	93

11:00 - 12:00

Rapid Fire Abstract

AGORA 2

Rapid Fire 2 - Comorbidities (continued)

11:36	Total left atrial emptying fraction determined by real time 3-dimensional echocardiography is an independent predictor of new-onset atrial fibrillation in patients with Chagas disease C.A.S. Nascimento, N.P. Pacheco, G.F. Alves, F.S. Madeira, A.R. Costa, A.S. Sousa, M.T. Holanda, L.H.C. Sangeris, F.S.N.S. Mendes, H.H. Veloso, G.M.S. Silva, M.F. Mediano, S.S. Xavier, R.M. Saraiva (Rio de Janeiro, BR)	94
11:42	High prevalence of subclinical right ventricle cardiomyopathy among patients infected with human immunodeficiency virus on highly active antiretroviral therapy M.N. Montoro Lopez, C.I. Soto, R. Florez Gomez, A. Alonso Ladreda, I. Ponz De Antonio, E. Refoyo Salicio, M. Moreno, J.I. Bernardino, J.J. Rios Blanco, G. Guzman Martinez (Madrid, ES)	95
11:48	Safety of metformin use in hospitalized acute heart failure patients with diabetes mellitus J.J. Park, J.H. Ohn, C.H. Yoon, D.G. Park, I.H. Chae, D.J. Choi (Seongnam and Seoul, KR)	96
11:54	Morbidity and mortality of chronic heart failure (CHF) patients with central sleep apnoea (CSA) treated by adaptive servoventilation (ASV): Interim results of FACE cohort study T. Damy, R. Tamisier, J.L. Pepin, P. Levy, L. Morin, M.P.D.ortho, J.M. Davy (Creteil, Grenoble, Paris and Montpellier, FR; Martinsried, DE)	97

12:15 - 13:15

Satellite Symposium

HUGO

Advancing acute heart failure treatment – quo vadis?**Sponsored by Novartis****Chairpersons: J.J.V. McMurray (Glasgow, GB); A. Mebazaa (Paris, FR)**

- *Appreciate the research efforts in acute heart failure drug development and the lack of progress in addressing unmet treatment needs over the past 25+ years*
- *Understand how investigational treatments in clinical studies may help address unmet treatment needs for patients with acute heart failure*

12:15	Welcome and introduction. J.J.V. McMurray (Glasgow, GB); A. Mebazaa (Paris, FR)	104
12:18	Acute heart failure drug development: challenges and learnings. J.J.V. McMurray (Glasgow, GB)	105
12:36	Recent and future developments in acute heart failure therapies. J.R. Teerlink (San Francisco, US)	106
12:56	Improving outcomes in acute heart failure: quo vadis? J.J.V. McMurray (Glasgow, GB); A. Mebazaa (Paris, FR); J.R. Teerlink (San Francisco, US)	107
13:13	Summary and key learnings. J.J.V. McMurray (Glasgow, GB)	108

LUNCHTIME SESSIONS

12:15 - 13:15

Satellite Symposium

ZOLA

Furosemide 2.0 - Subcutaneous administration of a novel formulation
Sponsored by scPharmaceuticals, Inc.

Chairpersons: M. Petrie (Glasgow, GB); B. Pitt (Ann Arbor, US)

Economic burden associated with treatment of fluid overload in an in-patient setting.

Rationale for development of a novel formulation for subcutaneous administration.

Pharmacokinetics and diuresis following subcutaneous administration.

Experience with a patch infusor for subcutaneous administration.

12:15	Health policy and economics related to treatment of fluid overload in heart failure. N. Desai (Boston, US)	109
12:30	Rationale for a new furosemide product 50 years after its first introduction. R.A. De Boer (Groningen, NL)	110
12:45	Clinical experience with subcutaneous furosemide in patients with fluid overload. N. Gilotra (Baltimore, US)	111
13:00	First experience with a patch infusor for subcutaneous administration of a novel furosemide formulation. J.E. Udelson (Boston, US)	112

12:15 - 13:15

Satellite Symposium

RENOIR

Heart failure with reduced ejection fraction and narrow QRS: how baroreflex stimulation help?
Sponsored by Charité Universitätsmedizin Berlin

Chairpersons: S.D. Anker (Gottingen, DE); A.J.S. Coats (Coventry, GB)

Learning about heart failure pathophysiology

Exploring new treatment options

12:15	HF guidelines recommendations for special populations – The need for more innovation. P. Ponikowski (Wroclaw, PL)	113
12:30	The landscape of reflex control in heart failure. E. Gronda (Sesto S. Giovanni, IT)	114
12:45	The barostim technology and HF trial results. W.T. Abraham (Columbus, US)	115
13:00	Panel discussion. P. Ponikowski (Wroclaw, PL); E. Gronda (Sesto S. Giovanni, IT); W.T. Abraham (Columbus, US)	116

12:15 - 13:15

Satellite Symposium

MATISSE

Treating Functional Mitral Regurgitation (FMR) in heart failure with Transcatheter Mitral Valve Repair (TMVR): rendez-vous with the future now! Sponsored by ABBOTT STRUCTURAL HEART

Chairpersons: F. Ruschitzka (Zurich, CH); A. Vahanian (Paris, FR)

Understand how mitral regurgitation impacts Heart Failure patients, and how to get the full value of transcatheter mitral valve repair therapy for the patients thanks to the multidisciplinary approach.

12:15	Introduction. F. Ruschitzka (Zurich, CH); A. Vahanian (Paris, FR)	117
12:18	How do we treat Functional Mitral Regurgitation with TMVRepair today? Disease and diagnosis. E. Donal (Rennes, FR)	118
12:28	How do we treat Functional Mitral Regurgitation with TMVRepair today? When to treat? J. Seeburger (Leipzig, DE)	119
12:38	How do we treat Functional Mitral Regurgitation with TMVRepair today? Who and why to treat? C. Grasso (Catania, IT)	120
13:00	How should we treat FMR in the future? Discussion. F. Ruschitzka (Zurich, CH); E. Donal (Rennes, FR); J. Seeburger (Leipzig, DE); C. Grasso (Catania, IT); A. Vahanian (Paris, FR)	121

12:15 - 13:15

Satellite Symposium

PIAF

Updates on risk guided stratification for primary prevention of sudden cardiac death in heart failure Sponsored by GE Healthcare

Chairperson: A.S. Anderson (Chicago, US)

Identify gaps in the knowledge in the ICD guidelines in view of recent published evidence

Critically analyse scientific data on risk stratification trials

Gain knowledge of new risk stratification trials

Discuss the rationale and design of the ongoing ADMIRE ICD trial

12:15	Introduction - Updates on risk guided stratification for primary prevention of sudden cardiac death in heart failure. A.S. Anderson (Chicago, US)	98
12:20	Updates on Implantable Cardiac Defibrillator (ICD) trials: the danish study and beyond. L. Kober (Copenhagen, DK)	99
12:35	Should guidelines be adapted? S.G. Priori (Pavia, IT)	100
12:50	1231-iobenguane for Myocardial Imaging for Risk Evaluation (MIRE): the AdreView Myocardial Imaging for Risk Stratification (ADMIRE) Implantable Cardioverter Defibrillator (ICD) trial. F. Zannad (Vandoeuvre Les Nancy, FR)	101
13:05	Q&A and closing remarks. A.S. Anderson (Chicago, US)	102

LUNCHTIME SESSIONS

13:30 - 14:30

Satellite Symposium

HUGO

Journey of a heart failure patient: similarities and differences across the world
Sponsored by SERVIER

Chairpersons: M.R. Cowie (London, GB); M. Komajda (Paris, FR)

The objectives of this symposium are to share with participants the challenges in managing heart failure patients and to explore the current therapies in every day practice.

Focus will be on treatment optimization with the right timing and without delay, in order to face the vulnerable phase, and to comprehend the overall management of the heart failure patient with multiple comorbidities.

13:30	Introduction. M. Komajda (Paris, FR)	122
13:35	Illustrating the heart failure patient's journey. M.R. Cowie (London, GB)	123
13:45	Panel discussion on optimizing heart failure care: view from around the world. C.I. Saldarriaga (Medellin, CO); Y.M. Lopatin (Volgograd, RU); M.M. Hassanein (Alexandria, EG); A. Margonato (Milan, IT); E. Reyes (Valenzuela, PH)	124
14:20	Conclusion. M.R. Cowie (London, GB)	125

13:30 - 14:30

Satellite Symposium

RENOIR

Novel transcatheter options for functional mitral regurgitation in heart failure
Sponsored by Charité Universitätsmedizin Berlin

Chairpersons: S.D. Anker (Göttingen, DE); W.T. Abraham (Columbus, US)

After attending the symposium, participants will be able to:- Review what current guidelines say about the management of Functional Mitral Regurgitation (FMR)- Discuss the implications of ongoing clinical trials- Understand the value of imaging of FMR to implant optimal treatment strategies- Review the data and experience about annular reconstruction therapies and particularly with the cardioband solution

13:30	Welcome and introduction. S.D. Anker (Göttingen, DE); W.T. Abraham (Columbus, US)	126
13:33	The clinical problem of Functional Mitral Regurgitation (FMR): what do the guidelines say? P. Ponikowski (Wrocław, PL)	127
13:52	Imaging of FMR and the selection of therapeutic options. R.S. Von Bardeleben (Mainz, DE)	128
14:11	Annular reconstruction therapies: the cardioband solution. A. Vahanian (Paris, FR)	129

13:30 - 14:30

Satellite Symposium

MATISSE

New opportunities for an old problem: lowering potassium to maximize heart failure therapy
Organised by Lorraine University,
supported by an unrestricted educational grant from AstraZeneca

Chairperson: F. Zannad (Vandoeuvre Les Nancy, FR)

By the end of this symposium the attendee will understand:

- 1) *The risk of morbidity and mortality posed by hyperkalemia in patients with heart failure*
- 2) *The deleterious effects of down-titration of renin–angiotensin–aldosterone system inhibitor therapy as a result of moderate or recurrent acute hyperkalemia*
- 3) *The role of novel hyperkalemia therapies to help maintain optimal guideline-recommended therapy for heart failure*

13:30	Chair's introduction. F. Zannad (Vandoeuvre Les Nancy, FR)	132
13:40	The unseen impact of hyperkalemia: implications of suboptimal renin–angiotensin–aldosterone system inhibitor therapy. J.G.F. Cleland (London, GB)	133
14:00	Managing potassium to optimize therapy for heart failure. P. Van Der Meer (Groningen, NL)	134
14:20	Panel Q&A / Discussion. F. Zannad (Vandoeuvre Les Nancy, FR); J.G.F. Cleland (London, GB); P. Van Der Meer (Groningen, NL)	135

13:30 - 14:30

Satellite Symposium

PIAF

NT-proBNP: the gold standard biomarker in heart failure
Sponsored by Roche Diagnostics International Ltd.

Chairpersons: J. Januzzi (Boston, US); M. Richards (Christchurch, NZ)

NT-proBNP has become a laboratory tool with significant implications for the diagnosis, prognosis, and treatment of patients with suspected or established HF. For the first time, ESC guideline 2016 included NPs in the diagnostic algorithm of HF for both acute patients and out-patients, with a class I/A recommendation. Early readmission after hospital discharge may be addressed through coordinated discharge planning. The standards of care which include the pre-discharge of NPs may be considered for prognostic information. Recently a new drug LCZ696 was introduced. Switching to NT-proBNP as a natriuretic peptide biomarker may be recommended in patients treated with sacubitril/valsartan.

13:30	NT-proBNP as initial test in the diagnostic algorithm of heart failure: “the golden hour”. A.A. Voors (Groningen, NL)	136
13:45	Prognostic value of NT-proBNP for safe and optimized discharge planning: “the golden month”. A. Cohen-Solal (Paris, FR)	137
14:00	The influence of sacubitril/valsartan on natriuretic peptides. S. Solomon (Boston, US)	138
14:15	Q&A.	139

14:45 - 16:15

Guidelines in Daily Practice

HUGO

Guidelines in Daily Practice II: hospital discharge and outpatient management

Chairpersons: A. Cohen-Solal (Paris, FR); F.H. Rutten (Utrecht, NL)

Guidelines into Practice

14:45	Case presentation: a patient at hospital discharge M.B. Yilmaz (Sivas, TR)	140
14:55	What do the Guidelines say? H. Bueno (Madrid, ES)	141
15:05	Gaps in evidence C. Bouleti (Paris, FR)	142
15:15	Questions & answers with the audience.	143
15:25	Conclusion and take-home messages F.H. Rutten (Utrecht, NL)	144
15:30	Case presentation: management in outpatient centre A. Bayes Genis (Badalona, ES)	145
15:40	What do the Guidelines say? J. Riley (London, GB)	146
15:50	Gaps in evidence M. Lainscak (Murska Sobota, SI)	147
16:00	Questions & answers with the audience.	148
16:10	Conclusion and take-home messages A. Cohen-Solal (Paris, FR)	149

14:45 - 16:15

Symposium

MONET

Essentials of congestion in acute heart failure

Chairpersons: D. Bettex (Zurich, CH); J.-N. Trochu (Nantes, FR)

World Congress on Acute Heart Failure

14:45	Clinical assessment. P.S. Jhund (Glasgow, GB)	150
15:07	Lung ultrasound. E. Platz (Boston, US)	151
15:30	Echocardiography. N. Girerd (Nancy, FR)	152
15:52	Biomarkers. C.E. Mueller (Basel, CH)	153

14:45 - 16:15 Symposium ZOLA

Novel drugs in acute heart failure: hurdles, hype and hope

Chairpersons: G.S. Filippatos (Athens, GR); F. Ruschitzka (Zurich, CH)

14:45	Serelaxin. M. Metra (Brescia, IT)	154
15:03	HNO Donors. J. Butler (Atlanta, US)	155
15:21	Omercaptiv mercabil. J.R. Teerlink (San Francisco, US)	156
15:39	Elamipretide. M. Gheorghade (Chicago, US)	157
15:57	Vericiquat. B. Pieske (Berlin, DE)	158

14:45 - 16:15 Symposium RENOIR

New solutions for old problems in heart failure

Joint session with the Heart failure Association of India and the CSI-Heart Failure Council



Chairpersons: S.D. Anker (Gottingen, DE); V. Chopra (New Delhi, IN); U. Samal (Patna, IN)

14:45	Diagnosis of pneumonia in acute heart failure. J.C. Mohan (New Delhi, IN)	159
15:07	Management of heart failure in rheumatic heart disease. S. Mittal (Gurgaon, IN)	160
15:30	Novel devices for advanced heart failure – from ventricular reshaping to atrial-flow regulation. H. Sievert (Frankfurt, DE)	161
15:52	Novel devices to treat tricuspid regurgitation: clinical presentation and new management options. A. Latib (Milan, IT)	162

14:45 - 16:15 Symposium MATISSE

Insuffisance cardiaque systolique évolutive



Chairpersons: P. Jourdain (Pontoise, FR); D. Guedj-Meynier (Paris, FR)

Local language session - Local track

14:45	Cas clinique. D. Logeart (Paris, FR)	163
15:03	Sur quels paramètres demander une consultation rapide de cardiologie. F. Zores (Strasbourg, FR)	164
15:21	Comment éviter une hospitalisation? N. Coquerel (Rennes, FR)	165
15:39	Sur quels paramètres hospitaliser le patient. P. de Groote (Lille, FR)	166
15:57	Quand décider de la sortie du patient. M. Galinier (Toulouse, FR)	167

AFTERNOON SESSIONS

14:45 - 16:15

Symposium

PIAF

Novel aspects of hereditary cardiomyopathies

Chairpersons: K. Clarke (Oxford, GB); I.G. Lunde (Oslo, NO)

Cardiomyopathy**Basic Science - Translational**

14:45	Overview. H. Ashrafian (Oxford, GB)	168
15:07	Energetic aspects to hypertrophic cardiomyopathy. V. Sequeira (Amsterdam, NL)	169
15:30	Genomic control in dilated cardiomyopathy. B. Meder (Heidelberg, DE)	170
15:52	Impact of genetics on heart failure management. P. Charron (Paris, FR)	171

14:45 - 16:15

Abstract Session

AGORA I

Hot insights in metabolic interventions

In collaboration with the Heart failure specialists of Tomorrow (HoT)



Chairpersons: Z. Papp (Debrecen, HU); N. Vodovar (Paris, France)

14:45	20 years of metabolic remodeling. C. Maack (Homburg/Saar, DE)	172
15:15	Nicotinamide riboside preserves cardiac functions in a mouse model of dilated cardiomyopathy N. Diguët, S. Trammel, C. Tannous, J. Piquereau, N. Mougenot, R. Deloux, M. Gressette, M. Breton, J. Decaux, G. Lavery, I. Baczko, J. Zoll, C. Brenner, Z. Li, M. Mericskay (Paris, Chatenay-Malabry and Strasbourg, FR; Iowa City, US; Birmingham, GB; Szeged, HU)	173
15:35	Anti-remodeling effects xanthohumol-fortified beer in experimental pulmonary arterial hypertension A.F. Silva, G. Faria-Costa, M.F. Santos, F. Sousa-Nunes, M.J. Ferreira-Pinto, D. Moreira-Goncalves, R. Negrao, T. Henriques-Coelho (Porto, PT)	174
15:55	The role of endothelin-1 in mediating myocardial steatosis in diabetes cardiomyopathy B. Widyantoro, N. Hersunarti, A.U. Rahajoe, M. Kasim, N. Emoto, A.M. Soesanto (Jakarta, ID; Kobe, JP)	175

14:45 - 16:15

Clinical Cases

AGORA 2

Clinical Case Awards



Chairpersons: G.Vergaro (Pisa, IT); A.J.S. Coats (Coventry, GB)
Judges: P. Ponikowski (Wrocław, PL); P. Seferovic (Belgrade, RS); M.F. Piepoli (Piacenza, IT)

This session gathers the best performing clinical cases - a panel of expert judges will determine a first prize winner and two runner-ups. Results will be announced during the Award Ceremony on Sunday at 16:00 on the HFA Stand.

14:45	An intriguing case of cardiogenic shock: 2 pathologies and 2 modes of mechanical support	176
	T.A. Musa (Leeds, GB)	
15:00	The starving myocardium	177
	P. Pastor Pueyo (Madrid, ES)	
15:15	Recurrence of hypertrophic cardiomyopathy in a 25-year-old woman post heart transplant	178
	J. Boulet (Montreal, CA)	
15:30	Familial amyloidotic polyneuropathy and chylous ascites: The heart of the problem	179
	M. Tropa (Porto, PT)	
15:45	An 85-year-old man with progressive dyspnea after eating fish	180
	J.Y. Cho (Gwangju, KR)	
16:00	Making the case for complex cardiogenic shock: from profile to recovery	181
	J.A. Hernandez-Montfort (Northampton, US)	

16:30 - 17:30

Symposium

HUGO

Dilemmas in the dosing of HFrEF drugs

Chairpersons: G.M.C. Rosano (London, GB); L. Kober (Copenhagen, DK)

16:30	Uptitrate RAASi before sacubitril/valsartan.	182
	A.A. Voors (Groningen, NL)	
16:45	HFrEF and heart rate: beta-blockers and ivabradine.	183
	M. Boehm (Homburg/Saar, DE)	
17:00	Renin-angiotensin inhibitors in patients with concomitant renal dysfunction.	184
	L.H. Lund (Stockholm, SE)	
17:15	Titrating diuretics in chronic heart failure.	185
	G.M. Felker (Durham, US)	

16:30 - 17:30

Symposium

MONET

Acute right heart failure

Chairpersons: D. Bettex (Zurich, CH); L. Warner Stevenson (Boston, US)

World Congress on Acute Heart Failure

16:30	Diagnosis.	186
	S.V. Konstantinides (Mainz, DE)	
16:45	Pharmacological therapy.	187
	C.O. Connor (Durham, US)	
17:00	Volume optimisation.	188
	M.B. Yilmaz (Sivas, TR)	
17:15	Surgical options.	189
	F. Maisano (Zurich, CH)	

AFTERNOON SESSIONS

16:30 - 17:30

HFA Focus session

ZOLA

Challenging clinical scenarios in acute heart failure



Chairpersons: J. Bax (Leiden, NL); M. Jessup (Boston, US); W. Mullens (Genk, BE)

World Congress on Acute Heart Failure - Mobile App - Voting

16:31	Myocardial ischaemia and pulmonary edema. V.-P. Harjola (Helsinki, FI)	190
16:50	Myocardial ischaemia and pulmonary edema - Panel discussion. O. Chioncel (Bucuresti, RO); M. Mehra (Boston, US); F. Roubille (Montpellier, FR); J. Masip (Barcelona, ES)	191
17:00	"Wet and cold" patient. I. Pina (Bronx, US)	192
17:20	"Wet and cold" patient - Panel discussion. O. Chioncel (Bucuresti, RO); M. Mehra (Boston, US); F. Roubille (Montpellier, FR); J. Masip (Barcelona, ES)	193

16:30 - 17:30

Symposium

RENOIR

Controversies in cardiac resynchronisation therapy

Chairpersons: G. Hindricks (Leipzig, DE); T.A. McDonagh (London, GB)

16:30	Who is most likely to benefit from CRT? J.G.F. Cleland (London, GB)	194
16:45	Optimising response to CRT: tips and tricks K. Dickstein (Stavanger, NO)	195
17:00	Atrial fibrillation. C. Linde (Stockholm, SE)	196
17:15	CRT-D or CRT-P. C. Yancy (Chicago, US)	197

16:30 - 17:30

Symposium

MATISSE

Quand envisager une thérapie lourde?



Chairpersons: P.G. Khanoyan (Marseille, FR); E. Gayat (Paris, FR)

Local language session - Local track

16:30	Assistance ventriculaire: pour qui et quand? J.N. Trochu (Nantes, FR)	198
16:45	Préparation psychologique des patients. R. Dorent (Paris, FR)	199
17:00	Quand envisager une thérapie lourde? M.C. Bories (Paris, FR)	200
17:15	Suivi à domicile des patients avec assistance. C. Goeminne (Lille, FR)	201

16:30 - 17:30 Symposium PIAF

Cancer and the heart

Chairpersons: C.G. Tocchetti (Napoli, IT); L. Van Laake (Utrecht, NL)

Basic Science - Translational

16:30	Clinical perspective. A.R. Lyon (London, GB)	202
16:45	Metabolic aspects. H. Taegtmeyer (Houston, US)	203
17:00	Obesity and chemotherapy toxicity. C. Vergely (Dijon, FR)	204
17:15	Cardiac and onco-microRNAs. K. Alitalo (Helsinki, FI)	205

16:30 - 17:30 Symposium AGORA 1

Attention needed for comorbidities

Chairpersons: A.J.S. Coats (Coventry, GB); E.A. Jankowska (Wroclaw, PL)

16:30	How to approach COPD in heart failure. M. Lainscak (Murska Sobota, SI)	206
16:50	Sarcopenia and frailty in heart failure: from skeletal muscle to fat and back. S.D. Anker (Göttingen, DE)	207
17:10	How to assess comorbidities in de novo heart failure. A.L. Clark (Kingston-Upon-Hull, GB)	208

16:30 - 17:30 Clinical Cases AGORA 2

The very best from clinical cases - I

Chairpersons: M. Wallner (Philadelphia, US); A. Rudiger (Zurich, CH)

16:30	Acute heart failure exacerbation of idiopathic cardiomyopathy in the setting of electrical storm secondary to ventricular tachycardia: Total artificial heart or left ventricle assist device? J.S. Rico Mesa (Medellin, CO)	209
16:45	Two for the price of one: improvement in left ventricular systolic function in a patient with end stage renal disease following successful kidney transplantation. M. Webber (London, GB)	210
17:00	A patient with human immunodeficiency virus infection and acute decompensated heart failure; never forget the pericardium A. Miranda (Medellin, CO)	211
17:15	First report of heart failure due to zika myocarditis I. Mendoza (Caracas, VE)	212

INAUGURAL SESSION

Saturday 17:40 - 18:45 Room HUGO

Chairpersons

F. Ruschitzka, A. Mebazaa, P. Seferovic

**Welcome from the
President of the HFA**
F. Ruschitzka

**Welcome to Heart Failure 2017
& World Congress on
Acute Heart Failure**
A. Mebazaa

Welcome from the President of the ESC
J. Bax

Introduction of Faiez Zannad
G. Filippatos


**HFA Philip Poole Wilson lecture:
Mineralocorticoid receptor antagonists.
Navigating the landscape, from trials
to clinical practice and to reverse
translational science.**
F. Zannad

Introduction of Michel Komajda
E. Braunwald

**HFA Eugene Braunwald lecture:
Heart failure and diabetes mellitus:
"les liaisons dangereuses"**
M. Komajda

New elected Fellows of the HFA
T.A. McDonagh

Winners of the Heart Failure Awareness Days
M. Lainscak



SATURDAY

POSTER SESSIONS



Also Today

CARDIOPULMONARY RESUSCITATION WORKSHOPS

Resuscitate your life saving skills: learn the latest CPR guidelines with qualified ERC instructors.

Visit our stand next to room HUGO and register for free!

14:45 – 16:15: Advanced CPR skills workshop

Participants learn to take a team leader role in a resuscitation scenario and demonstrate the universal algorithm for Advanced Life Support according to the actual ERC Guidelines (2015).

16:30 – 17:30: CPR-AED Refresher workshop

Participants are able to demonstrate the algorithm for professional Basic Life Support according to the actual ERC Guidelines (2015).



Acute heart failure

- Towards non-invasive assessment of central venous pressure variations using real time and quantitative liver stiffness estimation** P213
O. Villemain, F. Sitefane, M. Pernot, S. Malekzadeh-Milani, M. Tanter, D. Bonnet, Y. Boudjemline (Paris, FR)
- Heart failure with mid-range ejection fraction: who are these patients?** P214
L. Reis, A. Fernandes, C. Lourenco, R. Teixeira, M. Marta, P. Dinis, J. Ribeiro, L. Puga, I. Almeida, J. Nascimento, L. Goncalves (Coimbra, PT)
- HFmrEF in elderly patients: the pathogenetic role of ischemia. Real world data from the ATHENA registry.** P215
F. Orso, A. Pratesi, S. Parlapiano, A. Herbst, F. Bacci, G. Ciuti, A. Berni, A.C. Baroncini, G. Baglioni, N. Marchionni, L. Gabbani, L. Poggesi, A. Moggi Pignone, C. Nozzoli, S. Baldasseroni (Florence, IT)
- HFmrEF in elderly patients hospitalised for acute heart failure: data from the ATHENA registry.** P216
S. Parlapiano, S. Baldasseroni, A. Herbst, A. Pratesi, F. Bacci, C. Tozzetti, C. Ghiara, G. Ciuti, G. Baglioni, L. Poggesi, C. Nozzoli, A. Moggi Pignone, L. Gabbani, N. Marchionni, F. Orso (Florence, IT)
- Modified shock index at admission as predictor of in-hospital adverse events in patients with myocardial infarction** P217
R.A. Guerreiro, J. Pais, D. Bras, K. Congo, J. Carvalho, M. Carrington, D. Neves, A.R. Santos, B. Picarra, A. Caeiro, J. Aguiar (Evora, PT)
- CHA2DS2VASc score a useful tool to predict heart failure in patients admitted with STEMI** P218
G. Abreu, P. Azevedo, C. Rodrigues, I. Campos, C. Braga, J. Martins, C. Arantes, S. Rocha, A. Gaspar, M. Alvares Pereira, J. Marques (Braga, PT)
- Endocan - Novel biomarker in patients with acute heart failure?** P219
I. Potocnjak, M. Trbusic, S. Dokoza Teresak, G. Pregartner, S. Frank, V. Degoricija (Zagreb, HR; Graz, AT)
- Impact of an advanced heart failure program on the characteristics and care of patients admitted with worsening heart failure in a developing country** P220
F. Bader, M. Al-Sarie, G. Gabra, M. Soliman, B. Atallah, M. Khalil (Abu Dhabi and Abnu Dhabi, AE; Toledo, US)
- The PARASAIL study Patient reported outcomes from the Canadian real world experience use of sacubitril/valsartan in patients with heart failure and reduced ejection fraction** P221
H. Haddad, S. Bergeron, A. Ignaszewski, G. Searles, N. Bastien (Saskatoon, Quebec, Vancouver, Saint John and Dorval, CA)
- Long term safety of inotropes and/or vasopressors in acute heart failure: results from ESC-HF-LT registry** P222
A. Mebazaa, J. Motiejunaite, E. Gayat, E. Akiyama, M.G. Crespo-Leiro, L.H. Lund, A.P. Maggioni, O. Chioncel, F. Ruschitzka, G. Filippatos (Paris, FR; La Coruna, ES; Stockholm, SE; Florence, IT; Bucharest, RO; Zurich, CH; Athens, GR)
- The bleeding risk in thrombolyzed patients with intermediary-high risk pulmonary embolism** P223
A. Ion, C. Andrei, M. Raducan, C. Sinescu (Bucharest, RO)
- Clinical profile of heart failure admissions in a tertiary hospital. Implications for multidisciplinary management** P224
L. Vicent, A. Ayesta, M.T. Vidan, J.M. De Miguel-Yanes, J. Garcia, V. Gomez-Carrillo, S. Veliz, M. Tamargo, H. Gonzalez-Saldivar, F. Fernandez-Aviles, M. Martinez-Selles (Madrid, ES)
- Current use and impact on 30-day mortality of pulmonary artery catheter in cardiogenic shock patients: results from the CardShock Study.** P225
M. Rivas Lasarte, J. Sans-Rosello, M. Vila, H. Tolppanen, J. Lassus, M. Lindholm, A. Mebazaa, V.-P. Harjola, A. Sionis (Barcelona, ES; Helsinki, FI; Copenhagen, DK; Paris, FR)
- Intravenous beta-blocker therapy in st-segment elevation myocardial infarction** P226
E. Omerovic, O. Angeras, I. Haraldsson, C. Dworeck, J. Odenstedt, D. Ioanes, P. Petursson, S. Volz, P. Albertsson, B. Redfors (Gothenburg, SE)
- Relationship between improvements in long term outcomes and baseline systolic blood pressure in acute heart failure patients treated with TRV027: an exploratory subgroup analysis of BLAST-AHF** P227
G. Cotter, P.P. Pang (Durham and Indianapolis, US)

feasibility of integrating multiple remote monitoring technologies as a single heart failure decision support tool	P228
E. Berry, A. Silvera, W. Downer, D. Agar, S. Beske Radford, N. Chiromeras, M. Bogart, N. Bonnet (Morristown, US)	
Tolvaptan reduces readmission rates in acute heart failure patients with hypervolemic hyponatremia	P229
L. Wagoner, C.E. Walton, E.K. Walton, R. Cassidy, D.L. Dietrich (Cincinnati and Winston Salem, US)	
Clinical experience with eplerenone in patients with heart failure nyha iii-iv functional class and midrange ejection fraction	P230
T. Chakalova- Yancheva, K. Gospodinov, Y. Mladenova, N. Stancheva, P. Tonchev, S. Tisheva (Pleven, BG)	
Short course oral digoxin treatment in acute heart failure: a case control study	P231
I. Trabelsi-Bchir, T.N. Tounsi, B.K. Beltaief, M.M.A. Msolli, E.M. Echeikh, S.A. Sekma, B.N. Bziouich, F.N. Fredj, Z.Z. Zina, G.M.H. Grissa, B.H. Boubaker, B.R. Boukef, B.W. Bouida, N.S. Nouira (Monastir, TN)	
HFrEF, HFmrEF and HFpEF: which is the treatment of choice at discharge? Real world data from the ATHENA registry.	P232
A. Pratesi, S. Baldasseroni, A. Herbst, S. Parlapiano, A. Berni, F. Bacci, G. Ciuti, C. Tozzetti, A. Cortese, C. Nozzoli, L. Gabbani, L. Poggesi, A. Moggi Pignone, N. Marchionni, F. Orso (Florence, IT)	
Frequency and prognostic impact of heart failure type following an episode of cardiac decompensation	P233
S. Brenner, M. Breunig, C. Morbach, G. Ertl, C.E. Angermann, S. Stork, G. Guder (Würzburg, DE)	
Prediction of in-hospital mortality in acute heart failure: comparing risk scores	P234
J.G. Goncalves Pereira, H. Antunes, L. Abreu, L. Goncalves, B. Marmelo, I. Pires, I. Cunha, R. Silverio, L.F. Santos, J. Costa Cabral (Viseu, PT)	
Towards a multimarker prognostic strategy in acute heart failure. A role for GDF-15	P235
P. Bettencourt, M.J. Pinto, P. Rodrigues, P. Marques, H. Moreira, J.T. Guimaraes, P. Lourenco (Porto, PT)	
Risk scoring system for prediction of clinical outcomes in Korean patients with acute decompensated heart failure: KorAHF score	P236
J.Y. Cho, K.H. Kim, H.Y. Lee, E.S. Jeon, M.S. Kim, J.J. Kim, K.K. Hwang, S.C. Chae, S.H. Baek, S.M. Kang, D.J. Choi, B.S. Yoo, H.Y. Park, M.C. Cho, B.H. Oh (Gwangju, Seoul, Cheongju, Daegu, Seongnam, Wonju and Osong, KR)	
Precipitating factors leading to hospitalization and subsequent clinical outcomes in acute decompensated heart failure	P237
J.-H. Lee, D.H. Bae, K.K. Hwang, M.C. Cho (Cheongju, KR)	
Prognostic role of severe renal impairment in patients with HFrEF or HFpEF hospitalised for acute heart failure: data from the IN-HF Outcome Italian Registry	P238
F. Orso, A.P. Maggioni, G. Fabbri, L. Gonzini, M. Bernardinangeli, G. Celona, M. Gori, F. Venturi, L. Tavazzi (Florence, Terni, Palermo, Bergamo, Empoli and Cotignola, IT)	
Clinical characteristics and outcome of acute heart failure patients with mid-range ejection fraction	P239
E. Sciatto, V. Carubelli, A. Ravera, D. Tomasoni, E. Vizzardi, I. Bonadei, C.M. Lombardi, M. Metra (Brescia, IT)	
Contemporary assessment of lung ultrasound, bnp and echocardiography predicts outcome in patients with acute heart failure independently to systolic dysfunction	P240
A. Palazzuoli, G. Ruocco, M. Beltrami, R. Nuti, J.G. Cleland (Siena, IT; London, GB)	
Genetic determinants of heart failure prognosis	P241
R.M. Agra, M. Gago-Dominguez, B. Paradela-Dobarro, M. Torres, L. Alvarez, A. Fernandez-Trasancos, A. Varela-Roman, S. Eiras, E. Alvarez Castro, A. Carracedo, J.R. Gonzalez-Juanatey (Santiago de Compostela, ES)	
Worsening renal function in patients hospitalized for acute decompensated heart failure	P242
E.J. Zaidel, M.I. Sosa Liprandi, J.M. Picco, C.N. Pignataro, R. Villarreal, H.G. Cestari, E.F. Mele, A. Sosa Liprandi (Buenos Aires, AR)	
Different impact and prevalence of hyperuricemia in patients with acute heart failure with preserved ejection fraction respect to reduced ejection fraction	P243
A. Palazzuoli, G. Ruocco, O. De Vivo, R. Nuti, P.A. Mccullough (Siena, IT; Dallas, US)	

- Acid-base balance disorders are associated with increased 1-month and 3-month mortality in patients with acute heart failure** P244
G. Jakutis, M. Balciunas, A. Montvilaite, R. Norvilaite, A. Mebazaa, A. Kavoliuniene, J. Celutkiene (Vilnius and Kaunas, LT; Paris, FR)
- Short-term outcomes in heart failure patients with chronic obstructive pulmonary disease in the community** P245
I. Elhaddad, K. Kharbouche, L. Azouzi, R. Habbal (casablanca, MA)
- Clinical characteristics and outcomes of patients with acute heart failure and 'mid-range' ejection fraction: data from the IN-HF Outcome Italian Registry** P246
F. Orso, A.P. Maggioni, G. Fabbri, D. Lucci, S.A. Circugno, E. Giagnoni, L. Moretti, S. Valente, L. Tavazzi (Florence, Casarano, Milan, Ascoli Piceno and Cotignola, IT)
- Evaluation of prognostic indicators of in-hospital evolution and re-hospitalization of patients admitted to the coronary unit with acute heart failure** P247
M.A. Maydana Martn, D.E. Echazarreta, F. Amendola, L.M. Ortiz (La Plata, AR)
- Predictors of one year mortality in chronic systolic heart failure newly diagnosed** P248
H.M. Ali Lahmar, N. Laredj, F. Boukerche, L. Hammou (Oran, DZ)
- Incidence, risk predictors and prognosis of left ventricular systolic dysfunction after acute coronary syndrome**P249
L. Santos, F. Montenegro Sa, C. Ruivo, S. Pernencar, F. Soares, F. Saraiva, A. Antunes, J. Correia, J. Guardado, N. Carvalho, P. Gomes, J. Morais (Leiria, PT)
- Relationship between hypoalbuminemia on admission and long-term mortality in hospitalized patients following acute decompensated heart failure.** P250
S. Yatsu, T. Kasai, H. Matsumoto, A. Murata, T. Kato, S. Suda, M. Hiki, A. Takagi, H. Daida (Tokyo, JP)
- The prognostic value of carbohydrate antigen 125 level in patients with acute decompensated heart failure: correlation with echocardiographic parameters** P251
J.J. Sir, S.A. Lee, S.M. Choi, S.B. Joo (Seoul, KR)
- The prognostic value of echocardiography in early evaluation of patients with non acute coronary syndrome pulmonary edema** P252
V. Enache, A.C. Nechita, I. Iordache, S.C. Stamate (Bucharest, RO)
- Echocardiography in acute heart failure: an incremental value for patient prognosis** P253
S. Pierre, O. Huttin, S. Coiro, C. Suty-Selton, N. Sadoul, F. Zannad, N. Girerd (Nancy, FR)
- Is arrival on the weekend associated with increased short term mortality of patients with acute dyspnea?** P254
D. Verikas, D. Kuscenko, D. Anulyte, A. Kukulskis, S. Damalakas, K. Stasaitis, J. Motiejunaite, V. Juknevicus, A. Mebazaa, A. Kavoliuniene, J. Celutkiene (Kaunas and Vilnius, LT; Paris, FR)
- Survival after cardiopulmonary resuscitation by first detected electrical rhythm in patients hospitalized for acute heart failure** P255
C.I. Radulescu, L. Antohi, M. Chivulescu, I. Cosei, A. Covaliov, R. Radu, A. Ambrosy, C. Macarie, M. Gheorghiane, O. Chioncel (Bucharest, RO; Durham and Chicago, US)
- What are the differences between HFrEF, HFmrEF and HFpEF patients admitted for acute heart failure?** P256
E. Goncalvesova, P. Lesny, M. Luknar, M. Dankova, V. Simovicova, M. Kovacova (Bratislava, SK)
- Presenting emergency department hemodynamic phenotypes of acute heart failure patients** P257
R.M. Nowak, S. Disomma, P. Nanayakkara, B. Reed, M. Moyer, S. Millis, P. Levy (Detroit, US; Rome, IT; Amsterdam, NL)
- Trends of heart failure hospitalization during the period of 2003-2013.** P258
M.L. Fernandez Gasso, J.J. Martinez Diaz, D.A. Pascual Figal, L. Hernando Arizatela, J.A. Palomar Rodriguez, R.M. Soto Ruiz, I.A. Garcia-Escribano Garcia, R. Rubio Paton, C. Fernandez Pacual, J. Abellan Huertas, G. Clavel Ruiperez, P. Ramos Ruiz, J.C. Bonaque Gonzalez, S. Wasniewski, M. Merelo Nicolas (Cartagena, Murcia, Madrid and Albacete, ES)
- Longitudinal strain in patients with ischemic and non ischemic dilated cardiomyopathy.** P259
S. Omana Soman, A.R. Muneer, G. Vijayaraghavan, A.N. Kalyagin (Trivandrum, IN; Irkutsk, RU)
- Acute heart failure in patients with stress cardiomyopathy** P260
A. Shilova, M. Gilyarov, A. Nesterov, D. Shchekochikhin, A. Svet (Moscow, RU)

- ExtraHF survey: the european survey on implementation of exercise training in heart failure patients: regional differences in training modalities** P261
A. Verde, S.M. Binno, U. Corra', P. Seferovic, G.Q. Villani, G. Filippatos, P.P. Ponikowski, M.F. Piepoli (Piacenza and Veruno, IT; Belgrade, RS; Athens, GR; Wroclaw, PL)
- Severe acute heart failure complicating ST-elevation myocardial infarction. Results from the BIHOTZEZ-Gipuzkoa registry.** P262
C. Goena Vives, M. Telleria Arrieta, L. Quintas Ovejero, R. Garcia Martin, I. Lluís Serret, P. Morrondo Valdeolmillos, J.J. Artaetxeberria Zuazo, K. Ibarguren Olalde (Mendara and Donostia, ES)
- Clinical profile and in-hospital outcomes according ejection fraction in patients admitted with acute decompensated heart failure** P263
M.L. Talavera, A. Acosta, A. Benavidez, J. Otero, M. Diez (Buenos Aires, AR)
- The safety of intermittent sequential pneumatic compression sleeves in patients with severely reduced ejection fraction.** P264
G. Moady, M. Khader, A. Shturman, S. Atar (Nahariya, IL)
- Diastolic dysfunction is also related with the formation of left ventricular apical thrombus in patients with acute anterior ST elevation myocardial infarction** P265
U.L. Choi, J.H. Park, B.J. Sun, J.K. Oh, S.W. Seong, J.H. Lee, S.W. Choi, J.O. Jeong, I.W. Seong (Daejeon, KR)
- Infective endocarditis complicated by heart failure: Prognosis and predictive factors of mortality** P266
M. Hassine, M. Boussada, M. Tahar, M. Mahjoub, M. Ben Massoud, Z. Dridi, F. Betbout, H. Gamra (Monastir, TN)

Chronic heart failure

- Semiotics of coronary vessels in patients with chronic heart failure of ischemic etiology with type 2 diabetes** P267
A.M. Karimov, H.G. Fozilov, T.A. Abdullaev, I.A. Tsoy (Tashkent, UZ)
- The membrane-modifying effect of hyperbaric oxygen therapy in chronic heart failure** P268
V. Ruzov, E.N. Altylnbaeva, M.N. Goryachaya, B.B. Kostishko, A.M. Vorobev, M. Mulenga (Ulyanovsk, RU)
- Assessment of the lipid exchange at patients with chronic heart failure depending on the functional condition of kidneys** P269
U.K. Kamilova, Z.D. Rasulova, D.R. Tagaeva, V.H. Juraeva, D.R. Masharipova (Tashkent, UZ)
- Measurement of multiple cytokines for diagnosis and prognosis of chagas' disease and idiopathic dilated cardiomyopathy** P270
A. Khan, Y. Wang, N. Wessel, H.P. Scultheiss, M.D.V. Consolacao, T. Walther (Hannover, Berlin and Leipzig, DE; Belo Horizonte, BR)
- Role of obstructive sleep apnea syndrome in development of left ventricular diastolic dysfunction** P271
A. Kuchmin, I.V. Makarova, A.A. Kazachenko, K.B. Evsukov, A.A. Shevelev (St-Petersburg, RU)
- What is the incidence of elevated pulmonary artery pressure amongst patients presenting to the incident heart failure clinic?** P272
A. Al-Mohammad, L. Allcock, D. Rogers, N. Lewis, A. Charalampopoulos, D. Robson (Sheffield, GB)
- Pulmonary and cardiac characteristics of heart failure patients comparing three groups based on left ventricular ejection fraction** P273
W. Robaey, S. Bektas, J.J. Boyne, V. Van Empel, N. Uszko-Lencer, C. Knackstedt, H.P. Brunner-La Rocca (Maastricht, NL)
- Comparing mildly-reduced with preserved ejection fraction heart failure patients: two flips of the same coin?** P274
B. Neves, N. Hammoudi, F. Pousset, P. Balagny, L. Legrand, M. Komajda, R. Isnard (Paris, FR)
- The role of sympathetic co-transmitter galanin on autonomic control in heart failure: An active player or a bystander in sympathovagal crosstalk** P275
D. Ozkaramanli, M. Sagbas, A. Akyuz, S. Guzel, S. Alpsoy, N. Guler (Tekirdag, TR)
- Reverse remodeling in systolic heart failure: the relevance of aetiology and baseline function** P276
A. Aimo, G. Vergaro, V. Castiglione, A. Barison, A. Giannoni, V. Chubuchny, L. Zyw, C. Passino, M. Emdin (Pisa, IT)

- Do we treat heart failure differently according to gender?** P277
I. Rilo Miranda, J.R. Beramendi Calero, S. Garcia Gutierrez, A. Anton Ladislao, L. Quintas Ovejero, C. Goena Vives, M. Morillas Bueno, F. De La Cuesta Arzamendi (San Sebastian, Bilbao and Mendaro, ES)
- Hemodynamic effects of levosimendan in advanced but stable chronic heart failure** P278
E. Najjar, M. Stalhberg, C. Hage, E. Ottenblad, A. Manouras, I.H. Lofman, L.H. Lund (Stockholm, SE)
- Prevention of left ventricular diastolic dysfunction with long-term CPAP treatment in OSAS patients.** P279
A. Kuchmin, I.V. Makarova, K.B. Evsukov, A.A. Kazachenko, A.A. Shevelev, A.N. Kulikov (St-Petersburg, RU)
- Effect of potassium/magnesium enriched salt on functional capacity and quality of life in symptomatic patients with chronic heart failure** P280
I. Voloshyna, V.A. Vizir, M.A. Voloshyn, V.I. Krivenko, V.I. Ponomarenko (Zaporozhye and Melitopol, UA)
- Characteristics of newly diagnosed patients with heart failure managed in the primary care and cardiology settings in France** P281
S. Eisenring, C.C. Proenca, B. Balas, F. Calado, C. Thonneler, S. Bruce Wirta (Basel, CH; Rueil Malmaison, FR; Stockholm, SE)
- Comparison of office heart rate and mean 24-hours ambulatory heart rate in chronic heart failure patients** P282
V. Habenicht, E. Kolesnik, J. Schmid, K. Brandner, A. Tomaschitz, S. Pilz, F. Fruhwald, D. Von Lewinski, K. Ablasser, N. Verheyen (Graz, AT)
- Suboptimal dosing of common heart failure treatments in newly diagnosed patients with heart failure: a retrospective population-based cohort study in Sweden** P283
G. Wikstrom, K. Boman, M. Olofsson, J. Stalhammar, G.J. Bergman, M. Tornblom, V. Wintzell, B. Balas, S. Corda, K. Lindmark (Uppsala, Umea and Solna, SE; Basel, CH)
- Management of patients with heart failure with preserved versus reduced ejection fraction: a retrospective population-based cohort study in Sweden** P284
J. Stalhammar, K. Boman, M. Olofsson, G. Wikstrom, G.J. Bergman, M. Tornblom, V. Wintzell, S. Bruce Wirta, C.C. Proenca, R. Schlienger, K. Lindmark (Uppsala, Umea, Solna and Stockholm, SE; Basel, CH)
- Long-term effects of patiromer for hyperkalaemia treatment in patients with HFrEF and diabetic nephropathy on RAASI** P285
B. Pitt, D. Garza, R. Zawadzki, A. Romero, A. Conrad, M. Lainscak (Ann Arbor and Redwood City, US; Murska Sobota, SI)
- Drug treatment patterns in patients newly diagnosed with heart failure: a retrospective population-based cohort study in Sweden** P286
G. Wikstrom, K. Lindmark, M. Olofsson, J. Stalhammar, G.J. Bergman, M. Tornblom, V. Wintzell, S. Bruce Wirta, B. Balas, K. Boman (Uppsala, Umea and Solna, SE; Basel, CH)
- Degree of dyspnoea at admission and discharge in patients with heart failure and respiratory diseases** P287
L. Vicent, J.M. Nunez Olarte, L. Puente-Maestu, A. Oliva, J.C. Lopez, R. Luna, A. Postigo, I. Martin, F. Fernandez-Aviles, M. Martinez-Selles (Madrid, ES)
- The role of IGFBP7, mimecan and osteopontin in the management of heart failure with preserved and reduced ejection fraction.** P288
N.G.H.M. Marcks, S. Sanders-Van Wijk, H.P. Brunner-La Rocca (Maastricht, NL)
- Coenzyme Q-10 in treatment of patients with heart failure: Results Russian multicenter double blind placebo controlled study** P289
V.Y. Mareev, Y.V. Minina, Y.V. Mareev (Moscow, RU; London, GB)
- Effects of angiotensin receptor blocker at discharge in patients with heart failure with reduced ejection fraction** P290
K.H. Choi, G.Y. Lee, J.O. Choi, Y.J. Lee, E.S. Ju, E.S. Jeon (Seoul, KR)
- Beta blockers and chronic heart failure: prognostic impact of a dose targeted therapy vs. heart rate targeted strategy** P291
A. Corletto, H. Froehlich, T. Taeger, M. Hochadel, R. Zahn, C. Kilcofski, R. Winkler, H.A. Katus, J. Senges, L. Frankenstein (Heidelberg and Ludwigshafen, DE)
- The impact of digoxin on mortality in patients with chronic systolic heart failure** P292
M. Khateeb, R. Odeh, A. Ahmed, S. Saker, R. Elshawi, B. Bdier, M. Almallah (Riyadh, SA)

- Comparison of outcome in systolic heart failure patients using ivabradine, digoxin or neither of them: a real life study** P293
 D. Ural, F.O. Mutluer, H. Kaya, O. Beton, Y. Cavusoglu, A. Temizhan, T.S. Guvenc, H. Gungor, M. Refiker Ege, M. Zoghi, K. Karauzum, H. Altay, M.B. Yilmaz (Istanbul, Sivas, Eskisehir, Ankara, Aydin, Izmir and Kocaeli, TR)
- NTproBNP in primary care: initial experience.** P294
 J.L. Bonilla Palomas, A.L. Gamez Lopez, M. Moreno Conde, M.C. Lopez Ibanez, C.J. Raez Ruiz, M. Cruz Ruiz, E. Jimenez Medina, J.M. Abad Ortega, J. Leal Helmling, A. Villar Raez (Úbeda, ES)
- Ivabradine reduces rehospitalization in patients with chronic systolic heart failure: single country data from OPTIMIZE- HF program** P295
 H. Sisakian, H. Hayrapetyan, L. Sahakyan, M. Hovhanisyan, H. Petrosyan (Yerevan, AM)
- An audit exploring the effectiveness in medical data recording on implementation of an inpatient heart failure proforma** P296
 K. Lattey, H. Bethell, J.S. Shah (London, GB)
- Factors affecting medication adherence trajectories for elderly outpatients with chronic heart failure** P297
 V.N. Larina, I.I. Chukaeva, D.G. Karpenko, A.S. Bayramova (Moscow, RU)
- Ceiling dose of valsartan improves better ventricular-vascular coupling index than usual dose in severe heart failure** P298
 W.-J. Chung, H. Choi, J. Moon, M.-S. Shin (Incheon, KR)
- Observational Study of the Therapeutic Conduct in Patients with Heart Failure in Mexico: Baseline population characteristics.** P300
 J.A. Magana Serrano, M.A. Gamba, R.C. Cantero, J.P. Nunez, L.R. Virgen, S. Jimenez, R. Sanchez, M. Millan, M.G. Jimenez, P. Mendoza (Mexico City, Queretaro, Guadalajara, Puebla and Ecatepec, MX)
- The effect of ivabradine on reduction of heart rate and improvement of the quality of life in patients with angina or heart failure in morocco.** P301
 A. Bennis, A. Kifani, N. Chemaou, K. Adnan (casablanca and Tanger, MA)
- Red cell distribution width: an easily available parameter and an independent predictor of mortality in chronic heart failure** P302
 A.R. Marinheiro, P. Amador, L. Parreira, C. Sa, T. Duarte, M. Fonseca, S. Goncalves, R. Rodrigues, R. Caria (Setubal, PT)
- Prognostic significance of asymptomatic hyperuricemia and allopurinol therapy in chronic systolic HF outpatients** P303
 R. Bani, L. Caldini, A. Paoletti Perini, M. Nesti, P. Pieragnoli, G. Ricciardi, M. Beltrami, L. Padeletti (Florence, IT)
- Clinical, humoral and echocardiographic profile of patients with heart failure can predict long-term quality of life.** P304
 M. Di Mauro, R. Petroni, D. Clemente, A. Calafiore, S. Romano, M. Penco (L'Aquila, IT)
- The role of simple clinical indicators in the assessment of prognosis in patients with stable systolic heart failure** P305
 L.V. Prokopova, M.Y. Sitnikova, E.V. Shlyakhto (Saint Petersburg, RU)
- Phase angle by bioelectrical impedance vector analysis as predictor of prolonged hospital stay** P306
 L. Verdeja-Vendrell, D. Gonzalez-Islas, A. Orea-Tejeda, A. Navarrete-Penalosa, R. Sanchez-Santillan, A. Jimenez-Cepeda, G. Perez-Cortes, V. Pelaez-Hernandez, A. Figueroa-Herrera, S. Torres-Montiel, B. Robles-Urbe (Puebla and Mexico City, MX)
- The association between left ventricular ejection fraction, previous chronic heart failure and mortality in patients with acute coronary syndrome (data of Russian RECORD-3 registry)** P307
 A.D. Eriikh (Moscow, RU)
- Prognostic markers in heart failure patients with mid-range ejection fraction** P308
 E.E. Yakubovskaya, I.Y.U. Giverts, M.G. Poltavskaya, V.P. Sedov, M.V. Serova, M.D. Kuklina, A.A. Doletsky, A.L. Syrkin (Moscow, RU)

- Can thyroid function be a predictor of poor prognosis in heart failure?** P309
C.S. Soares De Sa, T. Duarte, S. Goncalves, R. Marinheiro, M. Fonseca, R. Rodrigues, D. Ferreira, S. Correia, A. Lourenco, F. Seixo, R. Caria (Setubal, PT)
- Left ventricular remodeling and inflammation features as predicting factors of sudden cardiac death after myocardial infarction** P310
I.A. Leonova, S. Boldueva, E. Bykova (St-Petersburg, RU)
- Echocardiography parameters in heart failure patients with moderate functional mitral regurgitation and correlation with six months outcome** P311
D.R. Vakilian Aghouee, D.R. Ghaderi, M.R. Sheikhandalibi, M.S. Bijari, M.S. Sahranavard (Mashad, IR)
- Improving heart failure care in hospitals with and without a multidisciplinary heart failure program: results from optimize Colombia project** P312
C.I. Saldarriaga, G. Gonzalez, S. Navarrete, L.E. Echeverria, M. Novoa, N. Murillo, A. Rivera, M.J. Rodriguez, B. Rolong, G. Trout, C. Martinez, C.V. Arguello, L. Semanche, E. Contreras, J. Vanegas (Medellin, Bogota, Bucaramanga, medelin, Cali, Pereira, Barranquilla, Santa Marta and Manizales, CO)
- Prognostic impact of the combined presence of anemia and chronic kidney disease on long-term mortality in patients with reduced and preserved ejection fraction following myocardial infarction** P313
L. Savic, I. Mrdovic, M. Asanin, G. Krljanac, D. Matic, R. Lasica, D. Rajic (Belgrade, RS)
- Gender difference of obesity paradox in systolic heart failure** P314
B.S. Yoo, J.W. Son, J.Y. Kim, M.S. Ahn, S.H. Lee, J.H. Yoon (Wonju, KR)
- Clinical predictors of mortality in patients with severe aortic stenosis undergoing surgical and percutaneous aortic valve intervention** P315
I.S.S. Goncalves, J.R. Agostinho, I.A. Ricardo, J. Rigueira, A.R.F. Francisco, T. Guimaraes, G.L. Silva, R. Santos, A. Ferreira, A.G. Almeida, F. Pinto (Lisbon, PT)
- Significance of NT-proBNP, TnT and soluble ST2-receptor concentrations in risk stratification in patients with acute decompensated heart failure** P316
V.N. Protasov, A.A. Skvortsov, O.Y. Narusov, D.E. Protasova, G.A. Tkachev, V.P. Masenko, S.N. Tereshchenko (Moscow, RU)
- Prognostic impact of glycated hemoglobin in patients with systolic heart failure** P317
E. Hebbar, C. Le Goffic, T. Mercier, V. Cousin, H. Riddon, A. Duva Pentiah, M. Fertin, N. Lamblin, C. Bauters, P. De Groote (Lille, FR)
- Prognostic importance of inclusion serum cystatin C level for eGFR calculation by CKD-EPI equation in patients with first decompensation of HFPEF** P318
T.V. Nikiforova, D. Shchekochihin, A.S. Shilova, H.E. El Manaa, A.A. Lomonosova, P.H.Y. Kopylov (Moscow, RU)
- A simplified bedside prognostic tool for heart failure: the proSCANNED score** P319
K. Solecki, C.M. Duflos, B. Mandoorah, F. Huet, S. Cade, F. Cransac, A. Agullo, P. Battistella, G. Mercier, F. Roubille (Montpellier, FR)
- Heart rate response to exercise in heart failure patients: the prognostic role of metabolic-chronotropic relation and heart rate recovery** P320
J. Benes, P. Hajdusek, M. Kotrc, E. Benesova, J. Kautzner, P. Jarolim, V. Melenovsky (Prague, CZ; Boston, US)
- A re-examination of the beta-blocker evaluation of survival trial (BEST) using composite outcomes including emergency department visits** P321
L. Shen, P.S. Jhund, U.M. Mogensen, L. Koeber, J.V. McMurray (Glasgow, GB; Copenhagen, DK)
- Hospitalization for heart failure following cardiac resynchronization therapy: Impact in mortality** P322
M. Treppe, R. Baggen Santos, I. Silveira, B. Brochado, M.F. Oliveira, C. Gomes, V.A. Dias, C. Roque, P.V. Vieira, H. Reis, S. Torres (Porto, PT)
- Long-term prognostic information of BNP levels in patients with stable systolic heart failure** P323
T. Mercier, E. Hebbar, P. Pigny, M. Fertin, A. Duva Pentiah, N. Lamblin, P. De Groote (Lille, FR)
- Prevalence and prognostic impact of co-morbidities in heart failure: data from the Slovenian national heart failure registry** P324
M. Pusnik Vrckovnik, B. Jug, A. Marolt, D. Kosuta, L.M. Hodosecek, M. Mulej, T. Ravnikar, C.S. Pusnik, M. Valentincic, T. Vizintin Cuderman, M. Lainscak (Slovenj Gradec, Ljubljana, Izola, Murska Sobota, Jesenice, Nova Gorica and Celje, SI)

- Patient phenotypes and outcome in heart failure: a national hospitalization database cluster analysis** P325
D. Omersa, J. Farkas, I. Erzen, M. Lainscak (Ljubljana and Murska Sobota, SI)
- Hyperphosphatemia is a predictor of poor prognosis in patients with chronic heart failure** P326
E.V. Resnik, G.E. Gendlin, I.G. Nikitin (Moscow, RU)
- Prevalence and determinant of cognitive impairment in elderly patients with heart failure - A pilot study in a geriatric hospital** P327
S. Futami, J. Ishikawa, C. Jubishi, A. Suzuki, A. Morozumi, Y. Saito, K. Nemoto, T. Okawa, J. Tanaka, T. Ishiyama, Y. Tsuboko, K. Takeda, H. Fujimoto, K. Harada (Tokyo, JP)
- Optimizing atrial fibrillation management in primary care by utilizing an electronic medical record dashboard for population health management** P328
J.H. Qiu, D. Ngui, F. Lo (Edinburgh, GB; Vancouver, CA)
- Demographic, clinical, and biological characteristics of outpatient heart failure patients in oman** P329
M. Alzadjali (Muscat, OM)
- Probability of cardiovascular events in chronic heart failure patients with preserved and mid-range ejection fraction depending on different phenotypes of peripheral arterial system** P330
A.A. Shchendrygina, Y.N. Belenkov, E.V. Privalova, E.A. Zheleznykh, Y.A. Danilogorskaya, V.Y. Kaplunova, M.V. Kozhevnikona, G.A. Shakar'iants, I.S. Chekneva, A.O. Yusupova (Moscow, RU)
- Influence and management of diabetes mellitus in patients with heart failure with reduced ejection fraction followed in a non-tertiary hospital heart failure unit.** P331
V. Martinez Mateo, L. Cejudo Del Campo, M.J. Fernandez Anguita, E. Martin Barrios, A.J. Paule Sanchez (Alcázar De San Juan, Ciudad Real, Spain, ES)
- Characteristics of patients with chronic heart failure according to new ESC guidelines derived-LVEF classification** P332
D. Logeart, T. Damy, R. Isnard, M. Saval, C. Tribouilloy, F. Piccard, J.C. Eicher, F. Roubille, J.N. Trochu, G. Roul, N. Naccache, V. Bataille, P. De Groote (Paris, Creteil, Grenoble, Amiens, Bordeaux-Pessac, Dijon, Montpellier, Nantes, Strasbourg and Lille, FR)
- Iron and infection in patients admitted for heart failure in an internal medicine ward** P333
J. Azevedo Duarte, J. Almeida, R. Ribeiro, C. Henriques, J. Delgado Alves (Amadora, PT)
- The prevalence of rhythm and conduction disorders in three different types of heart failure** P334
E. Tamulenaite, I. Jonaskiene, E. Kavaliunaite, R. Zeimaite, J. Motiejunaite, K. Stasaitis, D. Kablucko, E. Paleviciute, A. Mebazaa, A. Kavoliuniene, J. Celutkiene (Kaunas and Vilnius, LT; Paris, FR)
- The relationship between the buckberg index and functional capacity in stable chronic heart failure patients.** P335
T. Mannion, S. Fall, M. Carey, L. Devaney, A. Jago, S. Fay, R. Pharithi, V. Maher (Dublin, IE)
- Understanding heart failure with middle range ejection fraction: results from a Colombian population** P336
C.I. Saldarriaga, G.A. Ortega Ramirez, G.E. Ortega Ramirez, C. Gallego, L.A. Fajardo, A.M. Agudelo, E. Canas (Medellin and Bucaramanga, CO)
- Non-invasive cardiac output monitoring after cardiopulmonary exercise testing in patients with heart failure** P337
E. Sawicka, M. Marcinkiewicz-Siemion, K. Ptaszynska-Kopczynska, M. Lapinska, M. Szpakowicz, J. Skawronska, W.J. Musial, K.A. Kaminski (Bialystok, PL)
- Change in the precipitating factors of heart failure admission in patients included in a heart failure unit** P338
Z. Blazquez Bermejo, D. Iglesias Del Valle, E. Garcia, J. De Juan, E. De La Cruz, R. Cadenas, V. Martinez, C. Casanova, A. Garcia, A. Martin, E. Prieto, R. Cano, I. Plaza (Madrid, ES)
- Optimize Brazil - Analysis of a multidisciplinary approach in a multicenter brazilian cohort to optimize heart failure treatment** P339
P. Schwartzmann, H.T. Moreira, R. Mourilhe-Rocha, H. Villacorta, J.D. Souza-Neto, T. Sickler-Cruz, D. Albuquerque, M.V. Simoes (Ribeirao Preto, Rio de Janeiro, Fortaleza and São Paulo, BR)
- Stroke prevention with combination of ivabradine with low dose of carvedilol versus optimized dose of carvedilol alone in chronic heart failure patients.** P340
N. Sen, S. Tanwar, A. Jain (Bangalore and Jaipur, IN)
- Outcome of a transitional care clinic to reduce heart failure readmission in high-risk inner city population** P341
J. Lee, F. Reyes, M. Ramirez, M. Rahman (Brooklyn, US)

- NO metabolism in patients of elderly age with chronic heart failure.** P342
I. Etukudo, L. Abugu (Kharkov, UA)
- State of the thromboxane-prostacycline system in patients with chronic heart failure** P343
V. Vishnevsky (Orel, RU)
- Prevalence and characteristics of coronary artery disease in heart failure with preserved and mid-range ejection fraction using a systematic angiography approach** P344
L. Trevisan, J. Cautela, N. Resseguier, J. Pinto, M. Laine, M. Peyrol, J. Barraud, M. Orabona, F. Paganelli, L. Bonello, F. Thuny (Marseille, FR)
- Impact of ejection fraction on the clinical features in heart failure patients with concomitant chronic obstructive pulmonary disease** P345
V.M. Gazizianova, O.V. Bulashova, E.V. Khazova (Kazan, RU)
- The effectiveness of tolvaptan does not correlate with the severity of hyponatremia** P346
R. Setiani, R. Soerarso, N. Hersunarti, B.B. Siswanto (Jakarta, ID)

Advanced heart failure

- Influence of a continuous veno-venous hemofiltration on the long-term prognosis in patients with an advanced heart failure and an acute coronary syndrome** P347
O. Trebacz, K. Zbierska, J. Nessler, K. Zmudka, A. Gackowski (Krakow, PL)
- Beta-blockers uptitration between infusions predicts event-free survival in advanced heart failure treated with repeated cures of low-dose levosimendan** P348
N. Barras, J. Regamey, P. Vogt, R. Hullin, P.O. Yerly (Lausanne, CH)
- Utility of cTnT-hs and sAXL for prognosis evaluation after heart transplantation** P349
S. Mirabet Perez, J. Ordonez Llanos, P. Garcia Frutos, V. Brossa Loidi, L. Lopez Lopez, M. Tauron, E. Sole, A. Ferrero, E. Roig Minguell (Barcelona, ES)
- Predictors of mortality at six months after in advanced heart failure patients attended in primary care** P350
J.M. Verdu-Rotellar, M.A. Munoz, E. Calero, N. Farre, R. Abellana, C. Checa (Barcelona, ES)
- Low dose of basiliximab for induction immunosuppression therapy for heart transplant results in favourable outcomes** P351
V. Kittipibul, P. Tantrachoti, P. Ongcharit, A. Ariyachaipanich, S. Siwamogsatham, T. Chaemchoi, S. Sritangsirikul, S. Puvanant (Bangkok, TH)
- Intermittent treatment with levosimendan in outpatients with chronic advanced heart failure: our experience.** P352
D.J. Elena Aldana, M.L.G. Miguel Antonio Lopez Garrido, P.C.C. Maria Del Pilar Cardila Cruz, L.J.M. Laura Jordan Martinez, V.B.M. Victor Manuel Becerra Munoz, N.A.M. Nasiba Abdeselam Mohamed, A.G.C. Ana Guijarro Contreras, A.R.M. Ainhoa Robles Mezcuca, R.J.A. Rafael Jimenez Arjona, R.C.A. Rafael Campos Arjona, A.M.R. Ana Molina Ramos, V.G.R. Maria Victoria Garcia Ruiz, L.M.H. Luis Morcillo Hidalgo, J.M.G.P. Jose Manuel Garcia Pinilla (Malaga, ES)
- The safety and the efficacy of opioid agents for palliative care in patients with advanced heart failure** P353
Y. Nishihata, H. Mochizuki, M. Ono, I. Komatsu, T. Fukuda, M. Mizuno, N. Nakaoka, Y. Kijima, Y. Shiina, N. Komiyama (Tokyo, JP)
- End of life care and symptom control in the final year preceding mortality from end-stage heart failure - Observations from a heart failure disease management programme.** P354
V. Voon, S. Chew, C. Craig, D. White, E. Wong, C. Cahill, B. Meany, F. Twomey, T. Kiernan (Limerick, IE)

Arrhythmias and treatment

- Prolonged P-wave duration is associated with atrial fibrillation recurrence after radiofrequency catheter ablation** P355
Y.-S. Wang, G.-Y. Chen, X.-H. Li, X. Zhou, Y.-G. Li (Shanghai, CN)
- Extrasystoles from the point of view of its functional importance** P356
O.A. Germanova, N.N. Kryukov, A.V. Germanov (Samara, RU)

- Ventricular tachycardia and atrial fibrillation complicating the clinical course of takotsubo cardiomyopathy** P357
B. Schneider, A. Athanasiadis, J. Schwab, U. Gottwald, W. Toepel, R. Schoeller, U. Sechtem (Luebeck, Stuttgart, Nuernberg, Celle, Idar-Oberstein and Berlin, DE)
- Life threatening ventricular arrhythmias in patients hospitalized for acute heart failure** P358
C.I. Radulescu, L. Antohi, M. Chivulescu, I. Cosei, R. Radu, A. Covaliov, A. Ambrosy, C. Macarie, M. Gheorghade, O. Chioncel (Bucharest, RO; Durham and Chicago, US)
- Left atrial remodeling and ventricular-arterial coupling in patients with recurrent atrial fibrillation: effects of amiodarone and sotalol** P359
A. Shavarov, E.V. Kokhan, G.K. Kiyakbaev, V.S. Moiseev (Moscow, RU)

Atrial fibrillation

- Left atrial size as predictor of recurrences after catheter ablation in paroxysmal atrial fibrillation: a systematic review and meta-analysis** P360
I. Bytyci, G. Bajraktari, M.Y. Henein (Pristina, XK; Umea, SE)
- Step by step treatment of patients with congestive heart failure and long-standing persistent atrial fibrillation using combining of crt and catheter ablation** P361
E. Zhelyakov, A. Ardashev, A. Kocharyan, Y. Belenkov (Moscow, RU)
- Maze III procedure in patients with heart failure, atrial fibrillation and valve disease.** P362
A.A. Kulikov (Moscow, RU)
- A new predictor of atrial fibrillation after coronary artery bypass graft surgery: HATCH score** P363
M. Selvi, H. Gungor, C. Zencir, S. Gulasti, M. Akpek, U. Eryilmaz, C. Akgullu (Aydin, TR)
- Results from a comparison of cryoballoon vs radiofrequency ablation using carto 3 system for paroxysmal atrial fibrillation, (the first algerian experience af ablation with** P364
D.R. Bouame, D.R. Tebache (Algiers, DZ)
- Chronic digoxin utilization in patients with atrial fibrillation is associated with hospitalization for de novo acute heart failure** P365
J.B. Augusto, M. Borges Dos Santos, D. Roque, D. Faria, H. Ferreira, J. Urzal, C. Santos, C. Morais (Amadora and Leiria, PT)
- Why don't beta-blockers work in patients with heart failure and atrial fibrillation? Pauses?** P366
Y. Mareev, A.R. Lyon, R. Lane, P. Rogers, C. Butcher, R. Smith, J. Cleland (London, GB)

Cardiomyopathy

- Pregnancy in women with hypertrophic cardiomyopathy: data from the European Society of Cardiology initiated Registry of Pregnancy and Cardiac disease (ROPAC)** P367
S. Goland, I.M. Van Hagen, G. Elbaz-Greener, U. Elkayam, A. Shotan, W.M. Merz, S.C. Enar, I.R. Gaisin, P.G. Pieper, M.R. Johnson, R. Hall, A. Blatt, J.W. Roos-Hesselink (Rehovot, Zerinin and Hadera, IL; Rotterdam and Groningen, NL; Los Angeles, California, US; Bonn, DE; Istanbul, TR; Izhevsk, RU; London, GB)
- Serum NT-probrain natriuretic peptide and high-sensitivity cardiac troponin I levels in carriers of myosin-binding protein C founder mutation** P368
G. Gunnarsson, B. Adalsteinsdottir, C.Y. Ho, B.J. Maron, M.A. Burke, R. Danielsen, J.G. Seidman, C.E. Seidman (Akureyri and Reykjavik, IS; Boston and Minneapolis, US)
- Echocardiographically estimated pulmonary artery systolic pressure predicts progressive heart failure and systemic embolic events in patients with hypertrophic cardiomyopathy** P369
K. Kanbayashi, S. Haruki, Y. Minami, R. Maeda, K. Haruki, R. Itani, A. Suzuki, T. Suzuki, K. Ashihara, T. Shiga, N. Hagiwara (Tokyo, JP)
- Characterization of circulating miRNA21 in young and elderly patients with symptomatic hypertrophic cardiomyopathy** P370
V.G. Davydova, T.G. Bezhnashvili, E.N. Semernin, A.A. Poliakova, S.A. Pyko, E.V. Kiseleva, A.A. Zakharenko, M.I. Zaraiskii, A.Y. Gudkova (Saint Petersburg, RU)

- Can plasma proteomic profiling differentiate patients with hypertrophic cardiomyopathy from other cardiovascular patients?** P371
R. Pudil, S. Stulik, H. Rehlukova, P. Rehulka, A. Fucikova, L. Horakova (Hradec Kralove, CZ)
- Heart fatty acid binding protein and glycogen phosphorylase bb are associated with the morphologic and functional parameters in patients with non-obstructive hypertrophic cardiomyopathy** P372
R. Pudil, M. Vasatova, L. Horakova, P. Rehulka, H. Rehlukova, J. Stulik, V. Palicka (Hradec Kralove, CZ)
- Clinical risk factors of new onset atrial fibrillation in patient with hypertrophic cardiomyopathy.** P373
J.-H. Choi, B.W. Kim, S.H. Lee (Busan, KR)
- The course of dilated cardiomyopathy, depending on the availability of ECG changes** P374
N.A. Kurbanov, T.A. Abdullaev, I.A. Tsoy (Tashkent, UZ)
- Genetic meta-analysis in idiopathic dilated cardiomyopathy: can gene expression repositories offer a new insight?** P375
C.T.O.connor, M.E.O.callaghan, D.O.hare, T. Kiernan (Limerick and limerick, IE)
- Clinical significance of excessive myocardial trabeculation in dilated cardiomyopathy patients** P376
A. Sousa, T. Pinho, O. Azevedo, L. Lopes, M. Campelo, B. Moura, A. Madureira, F. Rocha Goncalves, J. Silva Cardoso, E. Martins (Porto, Guimaraes and Lisbon, PT)
- Clinical markers of LMNA-associated DCM and prognostic predictors of life-threatening ventricular tachyarrhythmias** P377
T.G. Vaikhanskaya, N.G. Danilenko, L.N. Sivitskaya, O.G. Davydenko (Minsk, BY)
- Implantable cardioverter/defibrillators for primary prevention in dilated cardiomyopathy post-DANISH: an updated meta-analysis and systematic review of randomized controlled trials** P378
A. Karathanos, G. Wolff, Y. Lin, M. Brockmeyer, S. Wolters, B. Nowak, A. Fuernkranz, H. Makimoto, M. Kelm, V. Schulze (Dusseldorf and Frankfurt am Main, DE)
- Arrhythmogenic phenotype of dilated cardiomyopathy: predictors of life-threatening ventricular tachyarrhythmias** P379
T.G. Vaikhanskaya, L.N. Sivitskaya, N.G. Danilenko, T.V. Kurushka, O.G. Davydenko (Minsk, BY)
- Idiopathic dilated cardiomyopathy shows increased circulating levels of soluble low-density lipoprotein receptor-related protein I** P380
S. Roura, C. Galvez-Monton, D. De Gonzalo-Calvo, A. Valero, P. Gastelurrutia, E. Revuelta-Lopez, C. Prat-Vidal, C. Soler-Botija, A. Lucia-Valldeperas, I. Perea-Gil, O. Iborra, F.E. Borrás, J. Lupon, V. Llorente-Cortes, A. Bayes-Genis (Badalona and Barcelona, ES)
- Association between bisphenol A exposure and dilated cardiomyopathy** P381
M. Saad, K. Elkhatab, N. Elsherbin, H. Ebeid (Fayoum, EG)
- Risk stratification of life-threatening ventricular tachyarrhythmias in patients with dilated cardiomyopathy** P382
T.G. Vaikhanskaya, O.P. Melnikova, A.V. Frolov (Minsk, BY)
- Women vs. men in takotsubo cardiomyopathy** P383
M. Oliveira, D. Bento, R. Santos, M.J. Vieira, H. Antunes, L. Reis, C. Ruivo, R. Faria, A. Marreiros, A.R. Almeida (Guimaraes, Faro, Penafiel, Santarem, Viseu, Coimbra, Leiria, Vila Nova de Famalicao and Almada, PT)
- Development of tachycardia is not related to ejection fraction in patients on clozapine with suspected cardiotoxicity** P384
G. Joy, M. Bolstridge, A. Porras-Segovia, E. Whiskey, S. Shergill, C. Plymen (London, GB; Granada, ES)
- Cardiological evaluation of patients with Becker muscular dystrophy** P385
A. Markman, M. Markman, B. Markman, A. Miranda, A. Lordsleem, M. Vianna, V. Van Der Linden (Recife, BR)
- Clinical characteristics and outcome of patients admitted by alcoholic cardiomyopathy to a university hospital from western Spain** P386
C. Carbonell Munoz, C. Herrera Flores, R. Antunez Conde, C. Santos Jimenez, R. Casin Bricio, P. Segovia Alonso, F.J. Laso Guzman, M. Marcos Martin (Salamanca, ES)
- Meta-analysis on the diagnosis of inflammatory cardiomyopathy in endomyocardial biopsies - Comparison of immunohistology with histology and cardiac magnetic resonance** P387
M. Noutsias, J. Katzmann, P. Schlattmann, E. Noutsias, C. Konstas, J.G. Westphal, P. Aftanski, B. Bigalke, C. Tschöepe, P.C. Schulze (Jena and Berlin, DE)

- Using longitudinal strain to identify wild type transthyretin amyloidosis in patients with aortic stenosis** P388
G. Robin, T. Cognet, M. Galinier, D. Carrie, M. Elbaz, I. Berry, G. Victor, O. Lairez (Toulouse, FR)
- Remodeling of vascular walls in different levels of arterial system in patients with progressive course of hypertrophic cardiomyopathy** P389
V.Y.U. Kaplunova, G.A. Shakaryants, M.V. Kozhevnikova, E.O. Korobkova, M.A. Kiryupina, A.I. Malakhov, E.V. Privalova, Y.U.N. Belenkov (Moscow, RU)
- Coronary calcium scoring in patients with takotsubo syndrome - Is takotsubo protective against coronary atherosclerosis?** P390
E. Omerovic, J. Lundgren, A. Ali, Y. Shao, B. Redfors (Gothenburg, SE)
- Severe heart failure due to development of cardiac sarcoidosis in the patient with familial sarcomeric cardiomyopathy** P391
O.V. Blagova, A.V. Nedostup, V.P. Sedov, S.A. Alexandrova, M.V. Yakovleva, M.E. Polyak, E.V. Zaklyazminskaya (Moscow, RU)
- Predictors of outcome in takotsubo cardiomyopathy, a multicenter study** P392
A.L. Calvo, O. Azevedo, J. Bispo, I. Cruz, R.P. Santos, M.J. Vieira, B. Marmelo, L. Reis, C. Ruivo, A. Marreiro, R. Faria (Guimaraes, Algarve, Almada, Penafiel, Santarem, Viseu, Coimbra, Leiria and Famalicao, PT)
- Will patients with a history of psychiatric disease be different from the rest of the patients with takotsubo cardiomyopathy?** P393
N. Craveiro, J. Bispo, L. Calvo, R.P. Santos, C. Ruivo, L. Reis, A.C. Gomes, S. Carvalho, A. Marreiros, E. Correia (Santarem, Faro, Guimaraes, Penafiel, Leiria, Coimbra, Almada, Vila Real and Viseu, PT)
- Will patients with a history of neurological disease be different from the other patients with takotsubo cardiomyopathy?** P394
N. Craveiro, J. Bispo, B. Faria, R.P. Santos, C. Ruivo, L. Reis, A.C. Gomes, S. Carvalho, A. Marreiros, E. Correia (Santarem, Faro, Guimaraes, Penafiel, Leiria, Coimbra, Almada, Vila Real and Viseu, PT)
- Clinical features and prognosis of amyloidosis cardiac** P395
J. Lujan Valencia, L. Madrona Jimenez, M. Chaparro Munoz, B. Prado Gotor, A. Recio Mayoral (Sevilla, ES)
- Mortality predictors in patients with takotsubo cardiomyopathy** P396
B. Faria, B. Marmelo, P. Azevedo, C. Ruivo, R. Santos, A. Gomes, M. Vieira, L. Teles, A. Marreiros, A. Almeida, L. Calvo, J. Portugues (Guimaraes, Viseu, Faro, Leiria, Penafiel, Almada, Santarem and Coimbra, PT)
- Cardiac function and endothelial progenitor cells recruitment in recovered patients with takotsubo cardiomyopathy** P397
L. Zilberman, A. Zalik, I. Fugenfirov, G. Gandelman, S. Shimoni, J. George, S. Goland (Rehovot, IL)
- Diastolic function in Crohn patients _a study of strain analysis by speckle_tracking** P398
M. Oliveira, M.R. Lourenco, O. Azevedo, T. Curdia Goncalves, M.J. Moreira, F. Castro, L. Calvo, B. Faria, P. Von Hafe, J. Portugues, J. Cotter, A. Lourenco (Guimaraes, PT)
- Prognostic Value of Echocardiography in Peripartum Cardiomyopathy - Speckle tracking study** P399
K. Hristova, R. Marinov, G. Stamenov, K. Chacheva, M. Michova, S. Persenska, N. Dimova, A. Racheva (Sofia, BG)
- Multimodality non-invasive imaging diagnosis of cardiac amyloidosis** P400
M. Groba-Marco, A. Cardenes-Leon, A. Garcia-Quintana, M. Blanco-Nuez, I. Menduina-Gallego, H. Mendoza-Lemes, J. Hernandez-Ramirez, R. Sakhrani-Gobind, V. Quevedo-Nelson, J.D. Marin-Esmenota, J. Garcia-Salvador, D. Valeron-Hernandez-Abad, E. Caballero-Dorta (Las Palmas De Gran Canaria, ES)
- Meta-analysis for the value of colchicine for the therapy and prevention of pericarditis and postpericardiotomy syndrome** P401
J.G. Westphal, P. Schlattmann, L.L. Lutschinger, C. Konstas, P. Aftanski, T. Bekfani, P.C. Schulze, M. Noutsias (Jena, DE)
- Chronic heart failure as a specific form of the arrhythmogenic right ventricle dysplasia/cardiomyopathy and a consequence of associated myocarditis.** P402
Y.A. Lutokhina, O.V. Blagova, A.V. Nedostup, S.A. Alexandrova, E.A. Mershina, A.G. Shestak, E.V. Zaklyazminskaya (Moscow, RU)

Electrocardiographic changes in takosubo cardiomyopathy: differences between apical and mid-ventricular involvement	P403
B. Schneider, K. Peters, U. Desch, J. Stein (Luebeck, DE)	
Incidence and clinical relevance of left ventricular thrombus in patients with takotsubo cardiomyopathy	P404
B. Schneider, A. Athanasiadis, J. Schwab, U. Gottwald, W. Toepel, R. Schoeller, U. Sechtem (Luebeck, Stuttgart, Nuernberg, Celle, Idar-Oberstein and Berlin, DE)	
Comorbidities	
Sequential cyclophosphamide-bortezomib-dexamethasone (CyBorD) unmasks the harmful cardiac effect of dexamethasone in primary (AL) cardiac amyloidosis	P405
T. Damy, F. Lebras, V. Moulinier-Frenkel, A. Guellich, S. Guendouz, A. Hulin, M. Kharoubi, K. Ayad, A. Jaccard, D. Bodez (Créteil and Limoges, FR)	
Detection of cardiac dysfunction in asymptomatic cancer survivors with exercise strain echocardiography	P406
K. Lam, F. Lee, T. Long, L. Naylor (Perth, AU)	
Echocardiography parameters as predictors of left ventricular ejection fraction reduction in cancer patients	P407
M. Laufer Peri, A. Milwidsky, B. Sadeh, D. Ravid, N. Amrami, G. Keren, Y. Topilsky, Y. Arbel (Tel Aviv, IL)	
Characterization of the clinical and echocardiographic profile of a population of women with breast cancer.	P408
J. Pais, B. Picarra, R.A. Guerreiro, A. Bernardo, C. Tata, D. Bras, J. Carvalho, K. Congo, A.R. Santos R. Matos, C. Cruz, J. Aguiar (Evora, PT)	
Basal renal function and its evolution in patients admitted for decompensated heart failure.	P409
L. Secco, S.M. Mettini, F. Jaliff, J. Zubiri, D.A. Fernandez, L. Lapadula, C. Cejas, G. Sumay, M.G. Masuelli, S.M. Pereiro Gonzalez (Buenos Aires, AR)	
Prevalence and prognostic value of comorbidities in patients with decompensated heart failure and acute kidney injury	P410
A. Klimenko, S. Villevalde, Z. Kobalava (Moscow, RU)	
Prognostic impact of renal dysfunction in the patients with acute heart failure	P411
E. Mezhonov, Y. Vyalkina, S. Shalaev (Tyumen, RU)	
The interaction between heart failure and renal failure	P412
A.N. Inchaouh, A. Hadadi, R. Habbal (Casablanca, MA)	
Cardiohepatic syndrome is driven by congestion rather than hypoperfusion in decompensated heart failure	P413
A. Soloveva, S. Villevalde, Z. Kobalava (Moscow, RU)	
Nonalcoholic fatty liver disease and increased risk of 1-year all-cause and cardiac hospital readmissions in elderly patients admitted for acute heart failure	P414
F. Valbusa, D. Agnoletti, S. Bonapace, L. Scala, C. Grillo, P. Arduini, E. Turcato, G. Targher, G. Arcaro (Negrar-Verona and Verona, IT)	
Mixed phenotype of cardiohepatic syndrome is common and associated with worse prognosis in patients with decompensated heart failure	P415
A. Soloveva, S. Villevalde, Z. Kobalava (Moscow, RU)	
In-hospital changes of liver stiffness and biomarkers of liver fibrosis in patients with acute decompensated heart failure	P416
A.A. Balashova, P.V. Lazarev, I.V. Garmash, V.S. Moiseev (Moscow, RU)	
Improvement of heart failure symptoms through novel implantable remede central sleep apnea treatment device: first long-term experience	P417
H. Fox, T. Bitter, D. Horstkotte, O. Oldenburg (Bad Oeynhausen, DE)	
Sleep disorders and quality of life in patients with heart failure	P418
I. Uchmanowicz, J. Orzepowska, M. Wleklík, M.H. Lisiak (Wroclaw, PL)	
Sleep apnea in peri-partum cardiomyopathy patients admitted in acute heart failure: a longitudinal study in Mozambique	P419
M. Machava, I. Mbanze, P. Deyoung, J. Orr, A. Malhotra, E. Calua, R. Banze, C. Muianga, V. Govo, N. Jessen, A. Fabula, A. Oliveira, A. Damasceno (Maputo, MZ.S. Diego, US)	
Identification of cognitive impairment and delirium in patients with decompensated heart failure	P420
S. Mitchell, K. Jones, J. Taylor, T. Quinn (Glasgow, GB)	

- Heart failure and cardiogenic shock are predisposing factors for nosocomial infections in an intensive cardiac care unit.** P421
M. Carrington, J. Pais, B. Picarra, A.R. Santos, R. Guerreiro, J. Carvalho, K. Congo, D. Bras, J. Aguiar (Evora, PT)
- The relationship between employment status and depressive symptoms and minnesota living with heart failure questionnaire** P422
G. Kozdag, K. Hebert, D. Ural, I. Gogichaishvili, L. Arcement, O. Argan (Kocaeli and Istanbul, TR; Wakasha Wisconsin, Cleveland, Ohio and Houma Louisiana, US)
- Comparison of sleep quality disturbances between patients with chronic heart failure and cancer patients** P423
V. Bistola, E. Keka, E. Danousi, G. Bakosis, J. Parissis, J. Lekakis, G. Filippatos (Athens, GR)
- Impact of chronic obstructive pulmonary disease on left ventricular geometry** P424
A. Milovancev, M. Kojic, S. Puskar, A. Stojsic Milosavljevic, M. Stefanovic, A. Ilic, S. Tadic, I. Srdanovic (Sremska Kamenica, RS)
- Outcome predictors for short and long-term evolution in patients with prosthetic valve endocarditis and prior heart failure with initial conservative intention to treat** P425
M.M. Baluta, E. Panaitescu, M.M. Vintila (Bucharest, RO)
- Osteoporosis, frailty and non-adherence to the treatment in patients with chronic heart failure** P426
V.N. Larina, I.I. Chukaeva, D.G. Karpenko, A.S. Bayramova, A.V. Pozdnyakova (Moscow, RU)
- Prevalence and risk factors of venous thromboembolism in acute heart failure patients** P427
T. Sukhpanyarak, T. Yingchoncharoen, P. Sritara, P. Vathesatogkit, S. Yamwong, P. Angchaisuksiri, T. Panpikoon (Bangkok, TH)
- Intensive statin therapy has no impact on cognition in high cardiovascular risk patients** P428
M. Vorobyeva, S. Villevalde, Z. Kobalava (Moscow, RU)
- Depressive disorders and peculiarities of cardiohemodynamics in patients with chronic heart failure and comorbidity** P429
G. Tytova, O. Liepieieva, N. Ryndina, M.B. Tcelebrhan (Kharkiv and Kharkov, UA)
- High prevalence of masked arterial hypertension in patients with rheumatoid arthritis** P430
E. Troitskaya, S. Velmakin, S. Villevalde, Z. Kobalava (Moscow, RU)
- Arterial stiffness elevation is associated with high inflammatory activity in patients with rheumatoid arthritis** P431
V.S.V. Velmakin (Moscow, RU)
- Variable contribution of heart failure to patient-reported limitation of daily activities** P432
R.R.T. Castro, E.F. Lewis, S.R. Motiwala, M. Bargash, A. Nohria, E. Joyce, G. Stewart, A. Desai, L.W. Stevenson (Boston and Cleveland, US)
- Prevention of contrast-induced acute kidney injury by furosemide with matched hydration in patients undergoing interventional procedures. a systematic review and Meta-Analysis of randomized trials** P433
M. Boscolo Berto, A. Putzu, A. Belletti, E. Pasotti, T. Cassina, T. Moccetti, G. Pedrazzini (Lugano, CH; Milan, IT)
- Predictors and implications of the left atrium volume index in an outpatient clinic.** P434
W. Robaey, H.P. Brunner-La Rocca (Maastricht, NL)

Valvular heart disease (diagnosis, management and interventional therapies)

- Hospital and one year mortality in patients who underwent redo-MVR operation: a 11-year single center experience** P435
A. Bajraktari, I. Bytyci, E. Prifti (Tirana, AL; Pristina, XK)
- Beneficial effects of percutaneous mitral valve repair (MitraClip): a multiparametric evaluation** P436
C. Vignati, G. Damiani, L. Fusini, P. Gripari, G. Tamborini, M. Muratori, S. Ghulam Ali, M. Pepi, P. Agostoni (Milan, IT)
- Factors associated with the presence of chronic mitral regurgitation in patients with stable coronary artery disease** P437
A.N. Sumin, E.V. Korok, T.Y.U. Sergeeva, L.S. Barbarash (Kemerovo, RU)

- Right ventricular strain increases early after percutaneous mitral valve repair in patients suffering from severe mitral regurgitation** P438
 J. Neuser, H.J. Buck, M. Hallbaum, F. Zauner, J.T. Sieweke, T. Reinke, M. Akin, U. Bavendiek, J. Bauersachs, J.D. Widder, D. Berliner (Hannover, DE)
- Effects of atrial fibrillation on mitral valve repair with the mitraclip system in patients with reduced left ventricular ejection fraction.** P439
 A.M. Caggegi, S. Scandura, S. Mangiafico, G. Castania, G. Ronsivalle, M. Chiaranda, S. Giaquinta, S. Farruggio, F. Felici, T. Salerno, M.E. Di Salvo, C. Grasso, P. Capranzano, D. Capodanno, C. Tamburino (Catania, IT)
- Moderate/severe aortic regurgitation after TAVI with corevalve - anatomically or procedurally determined** P440
 S. Moura Ferreira, J. Almeida, P. Fonseca, T. Dias, C. Guerreiro, R. Barbosa, P. Teixeira, N. Pelicano, N. Ferreira, R. Faria, P. Braga, V. Gama (Ponta Delgada and Vila Nova de Gaia, PT)
- Percutaneous mitral valvuloplasty with inoue versus balt single balloon in mitral stenosis. Survival and event free survival in long-term follow-up** P441
 I.P. Borges, E.C.S. Peixoto, R.T.S. Peixoto, R.T.S. Peixoto, A.A.B. Aragao, I.L.P.B. Anjos (Rio de Janeiro, BR)
- Thrombocytopenia as a predictive marker of heart failure in patients with infective endocarditis** P442
 M.A. Sorokina, N.M. Povalyaev, A.S. Pizaruk, E.O. Kotova (Moscow, RU)
- Indexed device landing zone calcium volume predicts the need for balloon post-dilation in tavi procedures with self-expandable prosthesis** P443
 S. Moura Ferreira, J. Almeida, P. Fonseca, T. Dias, C. Guerreiro, A. Barbosa, P. Teixeira, N. Pelicano, N. Ferreira, R. Faria, P. Braga, V. Gama (Ponta Delgada and Vila Nova de Gaia, PT)

Devices / CRT/ ICD / Surgery

- Comparison of electrophysiological and surgical methods of treatment in patients with heart failure complicated with atrial fibrillation** P444
 T. Troyanova, A. Kurlianskaya, D. Goncharik, A. Chasnoyt, A. Kovsh, Y. Ostrovsky (Minsk, BY)
- Endocardial left ventricle lead implantation for cardiac resynchronization therapy: an australian experience.** P445
 C. Cheshire, J. Alison, S. Healy, S. Lockwood, J.D. Cameron, E. Kotschet (Melbourne, AU)
- Super-response to cardiac resynchronization therapy** P446
 A.M. Soldatova, V.A. Kuznetsov, D.V. Krinochkin, T.N. Enina (Tyumen, RU)
- Typical left bundle branch block is associated with more favorable response to cardiac resynchronization therapy in heart failure patients** P447
 J. Oh, J.S. Uhm, I.C. Kim, T.H. Kim, H.N. Pak, M.H. Lee, B. Joung, S.M. Kang (Seoul, KR)
- Low EF as a predictor of poor CRT response** P448
 R. El-Sherif, N. Awadh, A. Hussein, H. El-Aassar (Cairo, EG; Sanaa, YE)
- Value of cardiac work estimation in the prediction of response to cardiac resynchronization therapy** P449
 E. Galli, C. Leclercq, A. Hubert, O. Smiseth, A. Bernard, E. Samset, A. Hernandez (Rennes and Tours, FR; Oslo, NO)
- CRT response, complication-rate and prognosis in elderly patients** P450
 R. Baggén Santos, M. Trepa, I. Silveira, M.J. Sousa, C. Roque, A. Pinheiro Vieira, H. Reis, A. Albuquerque, S. Torres (Porto, PT)
- Renal function at the moment of cardiac resynchronization therapy (CRT) is a powerful predictor of events during the follow-up.** P451
 G. Mascioli, G. Coppola, E. Lucca, F. Michelotti, L. Tarantino, A. Mignano, R. Russo (Bergamo and Palermo, IT)
- Prognostic value of left ventricular ejection fraction after cardiac resynchronization therapy: mid-range ejection fraction also in the echocardiographic response of cardiac resynchronization therapy** P452
 B. Alvarez, J. Garcia Seara, D. Iglesias Alvarez, R.A. Abellas Sequeiros, M. Rodriguez Manero, X.A. Fernandez Lopez, A. Varela Roman, A. Martinez Monzonis, J.L. Martinez Sande, J.R. Gonzalez Juanatey (Santiago de Compostela, ES)

- Optimal medical treatment and cardiac resynchronization therapy? Prognostic implications. HF-CardioCHUS Registry** P453
 B. Alvarez, F.J. Garcia Seara, R.A. Abellas Sequeiros, D. Dieguez Alvarez, M. Rodriguez Manero, L. Gonzalez Melchor, R.A. Agra Bermejo, M.I. Gomez Otero, A. Varela Roman, X.A. Fernandez Lopez, A. Martinez Monzonis, J.L. Martinez Sande, J.R. Gonzalez Juanatey (Santiago de Compostela, ES)
- Night-time elevation angle in heart failure patients indicates orthopnea and paroxysmal nocturnal dyspnea** P454
 S.J. Rials, J.D. Hatlestad, A. Smith, D. Pubbi, D. Slotwiner, J.P. Boehmer (Columbus, Saint Paul, Atlanta, Jacksonville, New Hyde Park and Hershey, US)
- Acceptance of home telemonitoring in patients with heart failure: the ecare client impact survey in the european funded project smartcare** P455
 D. Radini, G.M. Apuzzo, K. Stellato, G. Sola, N. Delli Quadri, E. Fragiacomio, A. Di Lenarda (Trieste, IT)
- How do cardiologists and nurses think about telemonitoring in patients with heart failure? A survey in Lithuania and Norway** P456
 E. Lycholip, I.T. Aamodt, I. Lie, J. Celutkiene, A. Stromberg, T. Jaarsma (Vilnius, LT; Oslo, NO; Linkoping, SE)
- Telemonitoring of vital signs has a minor impact on clinical decision making but well-being improves in patients with chronic heart failure.** P457
 F.W.G. Wenzelburger, B. Zippel-Schultz, T. Luiz, R. Erchinger, B. Fischer, D. Lommel, S. Kuerwitz, T. Helms, B. Schumacher (Kaiserslautern and Berlin, DE)
- Heart failure virtual consult: utilising technology to improve heart failure care in the community** P458
 S.I. James, J. Gallagher, C. Keane, A. Fitzgerald, B. Travers, M. Ledwidge, K. Mc Donald (Dublin, IE)
- Post-transplant outcomes in patients bridged with temporary mechanical support.** P459
 G. Caixal, M. Hernandez, E. Flores, R. San Antonio, G. Jimenez, A. Garcia, M. Farrero, M.A. Castel, D. Pereda, M. Castella, R. Cartanya, E. Santiago, P. Sanchez, G. Caldenty, F. Perez-Villa (Barcelona, ES)
- Improvement in liver and renal biochemistry following left ventricular assist device therapy in advanced heart failure** P460
 T.A. Musa, C.D. Chue, H.S. Lim (Birmingham, GB)
- Is the implantation of mechanical circulatory support device a risk factor for immunisation of patients with terminal heart failure ?** P461
 I. Malek, T. Gazdic, M. Hegarova, L. Hoskova, I. Netuka, A. Slavcev, L. Voska, J. Pirk (Prague, CZ)
- Dual antiplatelet therapy use in continuous flow left ventricular assist device patients: a comparison of bleeding and thrombosis outcomes in a single centre** P462
 F. Njue, K. Lam, L. Naylor (Perth, AU)
- HeartWare Continuous flow left ventricular assist device early mortality predictors: Single center experience** P463
 E. Demir, P.Ö. Ozturk, Ç.E. Engin, S.N. Nalbantgil, M.Z. Zoghi, T.Y. Yagdi, M.Ö. Ozbaran (Izmir, TR)
- Combining echocardiography with cardiopulmonary exercise stress testing to evaluate recovery of systolic function in patients with left ventricular assist devices** P464
 J.W. Christle, K.J. Moneghetti, R. Ha, F. Haddad, D. Banerjee, M.T. Wheeler (Stanford, US)
- The role of BNP longitudinal monitoring as a biomarker of continuous flow pump (Heart Mate II) thrombosis** P465
 M. Hegarova, Z. Dorazilova, I. Malek, T. Gazdic, V. Melenovsky, J. Kautzner, T. Marek, J. Maly, I. Netuka (Prague, CZ)
- Analysis of hospital mortality and primary graft dysfunction in urgent heart transplantation according to the type and duration of circulatory/ventricular assistance** P466
 R. Lopez Vilella, I. Sanchez Lazaro, M.P. Fuset Cabanes, A. Pajares Moncho, L. Donate Bertolin, R. Gimeno Costa, I. Moreno Puigdollers, I. Zarragoikoetxea Jauregui, L. Martinez Dolz, A. Castellanos Ortega, R. Vicente Guillen, S. Torregrosa Puerta, L. Almenar Bonet (Valencia, ES)
- Successful myocardial recovery of patients with heart failure on long-term left ventricular assist device HeartMate II in IKEM between 12/2006 to 10/2016** P467
 Z. Dorazilova, M. Hegarova, I. Netuka, Z. Tucanova, J. Pirk (Prague, CZ)

- Sustained effects of interatrial shunt device on exercise hemodynamics in patients with heart failure with preserved and mid-range ejection fraction: 1-year efficacy data of the REDUCE LAP-HF trial** P468
D. Burkhoff, I. Lang, F. Gustofsson, D. Kaye, J. Bartunek, J. Van Der Heyden, P. Guerin, S. Shah, A. Kolodziej, M. Rosenberg, L. Sondergaard (New York and Chicago, US; Vienna, AT; Copenhagen, DK; Melbourne, AU; Aalst, BE; Nieuwegein, NL; Nantes, FR; Wroclaw, PL; Kiel, DE)
- Propensity matched comparison of two different continuous-flow left ventricular assist devices. A matter of device?** P469
J. Bejko, T. Bottio, M. Carrozzini, M. Comisso, F. Toto, V. Tarzia, C. Lombardi, D. Gregori, M. Metra, G. Gerosa (Padua and Brescia, IT)
- Optimising implantable cardiac device prescriptions at the time of generator change** P470
D.C. Thompson, H. Bolam, J. Waller, N. Andrews, S. Kirubakaran, P. Kalra, G. Morton (Portsmouth, GB)
- Hydrostatic pressure gradient implantable ultrafiltration device: a novel approach for extracellular fluids removal** P471
Y. Feld (Toronto, CA)
- Baroreflex activation therapy in congestive heart failure: an additional therapeutic option for many of our patients?** P472
H. Omran, K.J. Gutleben, D. Horstkotte, G. Noelker (Bad Oeynhausen, DE)
- Possibility of renal denervation in patients with chronic heart failure and reduced ejection fraction** P473
A. Kurlianskaya, D. Goncharik, T. Troyanova, T. Denisevich, O. Zotova, T. Osmolovskaya, L. Rachok (Minsk, BY)
- First steps and experience in cardiac contractility modulation in patients with heart failure with reduced ejection fraction: looking into the near future.** P474
M. Trukshina, E.A. Lyasnikova, V.L. Galenko, M.Y. Sitnikova, T.A. Lelyavina, I.E. Titova, S.V. Urina, V.M. Tishkova, M.L. Abramov, E.N. Mihaylov, E.I. Zubarev, M.A. Vander, D.S. Lebedev, K. Simonova, E.V. Shlyakhto (St.Petersburg, RU)
- Efficacy of adipose graft transposition procedure (agtp) in patients with a myocardial scar: rationale and design of the AGTP II trial.** P475
P. Gastellurrutia, C. Galvez-Monton, J. Nunez, A. Bayes-Genis (Badalona and Valencia, ES)
- Preoperative levosimendan is associated with lower mortality in high-risk cardiac surgery patients with systolic left ventricular dysfunction - results of a single-centre retrospective study** P476
M. Stefan, M. Luchian, I. Marinica, A. Paunescu, S. Marin, D. Filipescu (Bucharest, RO)
- Incidence and risk factors for cytomegalovirus infection after heart transplantation** P477
E. Mendez Eirin, E. Barge- Caballero, M.J. Paniagua-Martin, R. Marzoa-Rivas, D. Couto-Mallon, G. Barge-Caballero, A. Canizares, J.M. Vazquez-Rodriguez, M.G. Crespo-Leiro (Corunna, ES)
- Surgical ventricular reconstruction: an alternative therapy in heart failure and coronary artery disease** P478
N. Lalor, A. Acosta, M. Vrancic, F. Piccinini, M. Camporotondo, L. Rodriguez, M. Diez, D. Navia (Buenos Aires, AR)

Beta blockers

- Metoprolol and carvedilol in heart failure - different mechanisms, similar effect?** P479
A.D. Farcas, A.F. Cocoi, F.P. Anton, M.A. Stoia, C.M. Goidescu, I.L. Gavrilă, L.A. Vida-Simiti (Cluj Napoca, RO)
- Beta-blockers in chronic heart failure registry FAR NHL and one year follow up** P480
K. Labr, J. Spinar, J. Parenica, L. Spinarova, F. Malek, M. Spinarova, O. Ludka, J. Jarkovsky, K. Benesova, R. Labrova (Brno and Prague, CZ)
- The reasons of no-prescription of beta blockers in patients with chronic heart failure** P481
K. Kharbouche, I. Elhaddad, K. Kharbouche, L. Azouzi, R. Habbal (Casablanca, MA)
- Beta-blockers and lipid profile in heart failure - statins as dealmakers. Results from CIBIS ELD study.** P482
D. Stanojevic, S. Apostolovic, D. Kutlesic Kurtovic, R. Jankovic-Tomasevic, S. Salinger-Martinovic, T. Kostic, D. Djordjevic-Radojkovic, M. Damjanovic, V. Mitic, V. Atanaskovic, S. Dakic, E. Tahirovic, H.D. Dungen (Nis, RS; Berlin, DE)
- Acute coronary syndromes without ST-segment elevation and beta-blocker therapy: benefit for preserved or mid-range ejection fraction?** P483
L. Reis, A. Fernandes, C. Lourenco, R. Teixeira, M. Madeira, P. Dinis, J. Ribeiro, L. Puga, I. Almeida, M. Costa, J. Nascimento, L. Goncalves (Coimbra, PT)

Metabolism - Diabetes mellitus - Obesity

- Relationship between cardiac autonomic neuropathy and heart rate variability in young patients with type 1 diabetes mellitus** P484
D. Medvedev, V.P. Efimova, Y.K. Mahamat, A.F. Safarova, Z.H.D. Kobalava (Moscow, RU)
- The relationship between glycemic control and preclinical diastolic dysfunction in patients with type 2 diabetes mellitus or prediabetes** P486
A. Banushi, I. Refatllari, V. Papparisto, N. Kuka, S. Qirko, A. Goda (Tirana, AL)
- Weight gain was associated with better prognosis after hospital discharge in patients admitted with heart failure** P487
R.M. Agra Bermejo, S. Eiras, A. Varela Roman, R. Gonzalez Ferreiro, I. Gomez Otero, A. Castro, F.F. Casanueva, J.R. Gonzalez Juanatey (Santiago de Compostela, ES)
- Rosuvastatin dose-dependently improves flow-mediated dilation, but reduces adiponectin levels and insulin sensitivity in hypercholesterolemic patients** P488
K. Koh (Incheon, KR)
- Significance of speckle-tracking in identifying subclinical myocardial injury of young patients with Type I Diabetes mellitus without cardiovascular disease.** P489
Y. Makhamat, V.P. Efimova, D.M. Medvedev, A.F. Safarova, Z.H.D. Kobalava (Moscow, RU)
- Reduction in hospitalisation for heart failure with empagliflozin is consistent across categories of baseline HbA1c and change in HbA1c: results from the EMPA-REG OUTCOME trial** P490
D. Fitchett, S.E. Inzucchi, C. Wanner, M. Mattheus, J.G. George, H.J. Woerle, B. Zinman (Toronto, CA; New Haven, US; Würzburg and Ingelheim, DE; Bracknell, Berkshire, GB)
- Sacubitril/valsartan and metformin, enemies in the metabolic control of diabetic patients with heart failure?** P491
C.N. Perez Garcia, D. Enriquez, T.S. Luque, A. Travieso, C. Olmos, I. Vilacosta, D. Vivas, J. Higuera, M. Perez, C. Macaya, R. Bover, A. Esteban (Madrid, ES)
- Gender-specific association between metabolic parameters and arterial stiffness in young healthy subjects** P492
E. Starostina, I. Strazhesko, Y.A. Orlova (Moscow, RU)
- Risk of hospitalization for decompensated heart failure in patients with BMI <25 and reduced ejection.** P493
D.R. Fernando Manzur Jattin, D.R. Hugo Corrales Santander, D.R. Rafael Herrera (Cartagena, CO)

Heart Failure Imaging

- Myocardial perfusion is reduced in patients with type 2 diabetes as comorbidity to non-ischemic systolic heart failure** P494
C. Byrne, P. Hasbak, A. Kjaer, J.J. Thune, L. Koeber (Copenhagen, DK)
- Right ventricular function and volumes evaluated by cardiac magnetic resonance in dilated cardiomyopathy patients** P495
A. Sousa, T. Pinho, L. Lopes, O. Azevedo, S. Amorim, M. Campelo, A. Madureira, F. Rocha Goncalves, J.C. Silva Cardoso, E. Martins (Porto, Lisbon and Guimaraes, PT)
- A cardiac magnetic resonance-based study on the involvement of the myocardial extracellular matrix in the pathophysiology of hypertensive heart failure** P496
R. Eiros Bachiller, A. Gonzalez Miqueo, J. Pueyo Villoslada, G. Bastarrika Aleman, J.J. Gavira Gomez, O. Beloqui Ruiz, M.F. Landecho Acha, M.U. Moreno Zulategui, J. Barba Cosials, A. Diaz Dorronsoro, I. Colina Lorda, B. Lopez Salazar, S. Ravassa Albeniz, J. Diez Martinez (Pamplona, ES)
- Late gadolinium enhancement, reverse remodeling and prognosis in patients with non-ischaemic dilated cardiomyopathy and moderate-to-severe systolic dysfunction** P497
A. Aimò, A. Barison, A. Ortalda, V. Castiglione, C. Passino, M. Ermdin (Pisa and Milan, IT)
- Echocardiographic assessments of left atrial mechanic as potentially predictors of worse prognosis during six months follow up in STEMI patients** P498
G. Krijanac, D. Trifunovic, M. Asanin, L. Savic, D. Matovic, L. Jovanovic, G. Stankovic, V. Vukcevic, I. Mrdovic (Belgrade, RS)

POSTER SESSION I

- Subclinical lv dysfunction detection in hypertensive patients with preserved lv ejection fraction: role of speckle tracking echocardiography** P499
K. Taamallah, I. Hamdi, C. Chourabi, H. Malek, H. Mahfoudhi, W. Fehri, H. Haouala (Tunis, TN)
- Left ventricular diastolic dyssynchrony in patients with in patients with treatment-naive hypertension and the effects of antihypertensive therapy** P500
B.J. Kwon (Cheong-ju, KR)
- Intrinsicoid deflection time predicts ventricular dyssynchrony better than QRS width in patients with indication to cardiac resynchronization therapy** P501
M. Koc, O. Kaypakli, G. Gozubuyuk, D.Y. Sahin (Adana, TR)
- Assessment of right and left ventricle function in HIV-infected patients** P502
A. Destounis, C. Tountas, P. Zachos, N. Kasinos, C. Ioannidis, K. Kipourou, M. Vassaki, A. Theodosis-Georgilas, D. Beldekos, G. Chrysos, S. Foussas (Piraeus, GR)
- Epidemiological and ultrasound characteristics of intracardiac thrombosis** P503
B. Rekek, R. Hammami, D. Abid, L. Abid, M. Hentati, S. Kammoun (Sfax, TN)
- Two dimensional speckle-tracking echocardiography in comparison to contrast enhanced cardiac magnetic resonance for analysis of myocardial fibrosis in patients with idiopathic dilated cardiomyopathy** P504
L. Lupi, E. Chiari, A. Ravera, D. Farina, E. Gavazzi, R. Maroldi, M. Metra, S. Nodari (Brescia, IT)
- Left atrial volume index as a predictor of outcome in patients with acute myocardial infarction: a systematic review and meta-analysis** P505
I. Bytyci, G. Bajraktari (Pristina, XK)
- Correlation between electrocardiography and stress echocardiographic abnormalities and cardiovascular events** P506
P. Von Hafe Leite, T. Lopes, F. Castro, M. Oliveira, B. Faria, P. Azevedo, M. Lourenco, J. Portugues, L. Calvo, O. Azevedo, A. Lourenco (Guimaraes, PT)

Biomarkers

- C-type natriuretic peptide in human blood of adolescent with different degree of endothelial dysfunction: a different trend for plasma levels and mRNA expression.** P507
M. Cabiati, V. Bianchi, C. Caselli, B. Marchi, S. Marchetti, E. Randazzo, G. Federico, S. Del Ry (Pisa, IT)
- Unexpected age-sex distribution of NP measurements and concentrations: results of Big Data analysis** P508
C. Meune, F.X. Goudot, N. Garnier, G. Copin, A. Betraoui, M. Schwoerer, A. Szostek, V. Bonnavard, M. Lescoart, N. Charnaux, N. Dubois, E. Sorbets (Bobigny, Montbonnot, Meylan and Saint-Malo, FR)
- Potential prognostic and clinical role of early measurement of N-terminal pro brain natriuretic peptide (NT-proBNP) in patients of acute coronary syndrome** P509
M. Gegenava, T. Gegenava (Tbilisi, GE)
- Patterns and prognostic Role of N-terminal pro-B-type natriuretic peptide in heart failure with mid range vs. preserved vs. reduced ejection fraction** P510
G. Savarese, N. Orsini, C. Hage, U. Dahlstrom, G.M.C. Rosano, L.H. Lund (Stockholm and Linkoping, SE; London, GB)
- Combined hs-cTnT and NT-proBNP plasma levels identify patients with high risk stable coronary artery disease and early LV dysfunction.** P511
C. Caselli, C. Prontera, V. Lorenzoni, R. Ragusa, S. Del Ry, A. Clerico, M. Emdin, J. Knuuti, S.R. Underwood, D. Neglia (Pisa, IT; Turku, FI; London, GB)
- Brain natriuretic peptide: a potential modifier of the pharmacodynamic response to antiplatelet agents in acute heart failure** P512
L. Malinova, N. Furman, P. Dolotovskaya, N. Puchinyan, T. Denisova (Saratov, RU)
- Cardiac CD68 and stabilin-1 positive macrophages in wound healing following myocardial infarction** P513
A. Gombozhapova, Y. Rogovskaya, M. Rebenkova, J. Kzhyskowska, V. Ryabov (Tomsk, RU; Heidelberg, DE)
- Galectin-3 is related to cardiac and vascular function in patients with acute heart failure and preserved left ventricular ejection fraction** P514
A. Bechlioulis, S. Giannitsi, M. Bougiakli, G. Chasiotis, K. Kontodimou, A. Kotsia, I. Gkirdis, E. Bairaktari, L.K. Michalis, K.K. Naka (Ioannina, GR)

- Biological markers for the diagnosis of heart failure with preserved left ventricular ejection fraction** P515
E. Bazaeva, S.A. Boytsov, R.P. Myasnikov (Moscow, RU)
- The role of st2 in patients with st segment elevation myocardial infarction** P516
I.R. Vishnevskaya, O.V. Petyunina, M.P. Kopytsya, Y.V. Hilova, L.L. Peteneva (Kharkiv, UA)
- Biomarkers in long-term prognosis of chronic heart failure formation in patients with acute coronary syndrome** P517
I.R. Vyshnevskaya, M.P. Kopytsya, O.V. Petyunina, N.V. Titarenko, Y.V. Hilova (Kharkiv, UA)
- PIGF: a putative biomarker in heart failure?** P518
A.M. Matos, A.G. Gil, A.P.S. Da Silva, T. Sequeira, I.P. Pinheiro, M.B. Bicho, L.F. De Menezes Falcao, L.M.F. Menezes Falcao (Lisbon, PT)
- Panel of serum markers of fibrosis does not contribute to prognosis in dilated cardiomyopathy** P519
P. Rubis, S. Wisniowska-Smialek, E. Dziewiecka, L. Khachatryan, P. Matusik, A. Karabinowska, A. Kozanecki, E. Wypasek, P. Podolec (Krakow, PL)
- Soluble st2 and galectin 3 as potential biomarkers for cardiac fibrosis in peripartum cardiomyopathy** P520
F. Azibani, V. Dowling, J. Baard, O. Briton, T. Adam, S. Kraus, J. Anthony, K. Sliwa (Cape Town, ZA)
- HYCHeF: A risk score to predict Congestive Heart Failure Incidence in HYPertension. Based on 18795 individual patient data.** P521
H.-H. Le, H. Ottomani, G. Sitruck, F. Subtil, F. Gueyffier (Lyon, FR)
- Exploring risk markers for incident heart failure using a targeted proteomics chip** P522
J. Molvin, M. Pareek, O. Melander, L. Rastam, U. Lindblad, B. Daka, M. Leosdottir, P.M. Nilsson, M.H. Hecht Olsen, M. Magnusson (Malmö and Gothenburg, SE; Odense, DK)
- Morphological alterations of the cardiomyocyte nuclear envelope may preclude the potential for reverse remodeling in patients with non-ischemic cardiomyopathy.** P523
T. Katsimichas, T. Ohtani, Y. Asano, M. Kanzaki, Y. Tsukamoto, H. Kioka, O. Yamaguchi, Y. Sakata (Osaka, JP)
- Plasma glycoproteomics reveals gender-specific activation of distinct pathways linked to heart failure development following myocardial infarction** P524
Y. Deleon-Pennell, O.K. Ero, E.R. Flynn, I. Espinoza, S.K. Musani, R.S. Vasan, M.E. Hall, E.R. Fox, M.L. Lindsey (Jackson and Boston, US)
- Association of brain natriuretic peptide and adrenomedullin plasma levels with left ventricular filling pressures in end-stage renal disease patients** P525
E. Tzatzaki, V. Kamperidis, D. Konstantinou, G. Giannakoulas, P. Sarafidis, H. Karvounis (Athens and Thessaloniki, GR)
- Correlation of ceruloplasmin, an acute phase protein, with NT-proBNP and liver function tests in stable HFrEF** P526
F. Malek, T. Andreasova, D. Vondrakova, L. Sedlackova, J. Dvorak, L. Taborsky, P. Neuzil (Prague, CZ)
- Role of uric acid in progression of heart remodeling in patients after myocardial infarction: liaison between metabolic profile and subclinical inflammation** P527
S. Lypovetska (Ternopil, UA)
- Association of endothelial dysfunction with biomarkers of myocardial fibrosis and left ventricle strain in patients with heart failure** P528
G. Siasos, E. Dimitropoulos, E. Oikonomou, E. Kokkou, C. Chrysohoou, K. Mourouzis, G. Vogiatzi, A. Antonopoulos, S. Tsalamandris, M. Vavuranakis, C. Stefanadis, D. Tousoulis (Athens, GR)
- Creatinine or cystatin-C? Differences in renal function estimates and relation to cardiac parameters in patients with neuromuscular disorders** P529
W.C. Meijers, J. Kootstra, J. Doorn, J. Nieuwenhuis, H.E. Meulenbelt, R.A. De Boer (Groningen, NL)
- Profile of biomarkers of extracellular matrix, inflammation and apoptosis in left ventricular reverse remodeling** P530
S.M.R. Amorim, I. Falcao-Pires, M. Oliveira, J. Rodrigues, M. Campelo, B. Moura, F. Macedo, A. Leite-Moreira, J. Silva-Cardoso, M.J. Maciel (Porto, PT)
- Diagnostic and prognostic value of elevated serum concentrations of procalcitonin in patients with suspected heart failure and infection - A systematic review and meta-analysis** P531
L. Aissou, E. Sorbets, E. Lallmahomed, F.X. Goudot, N. Pop, L. Benouda, C. Meune (Bobigny, FR)

POSTER SESSION I

- A novel risk score for prediction of new onset heart failure in patients undergoing coronary or peripheral angiography: Results from the CASABLANCA study** P532
N. Ibrahim, A. Lyass, H.K. Gaggin, Y. Liu, R.R.J. Vankimminade, S.R. Motiwala, N.P. Kelly, P.U. Gandhi, M.L. Simon, A.M. Belcher, J.E. Harisades, J.M. Massaro, R.B.D. Agostino, J.L. Januzzi (Boston and New Haven, US; Nijmegen, NL)

Nursing

- The relationship between physical activity and appetite in heart failure - A cross sectional study** P533
C. Andreae, K. Arestedt, L. Evangelista, A. Stromberg (Linkoping, SE; Irvine, US)
- Gender differences in patients-partner dyads affected by heart failure** P534
A. Stromberg, M. Liljeroos, S. Agren, T. Jaarsma (Linkoping, SE)
- Adherence to low sodium diet in heart failure patient-caregiver dyads** P535
M.L. Chung, D.K. Moser, T.A. Lennie (Lexington, US)
- Health Care Professionals' compassion rounds** P536
I. Lakatamitou, E. Lambrinou, J. Rilley, P. Andreou, N. Middleton, J. Pepper (Nicosia and Limassol, CY; London, GB)

Population studies - Epidemiology

- The potential use of ivabradine among ambulatory patients with heart failure with reduced ejection fraction in the real world scenario** P537
Z.I. Iakobishvili, D. Murninkas, A. Porter, H. Jino, S. Birkenfeld, D. Hasdai (Petah Tikva and Tel Aviv, IL)
- The characteristics of heart failure ambulatory patients with reduced ejection fraction who attend a specialized heart failure clinic compared to those who decline such follow-up** P538
Z.I. Iakobishvili, D. Murninkas, A. Porter, H. Jino, S. Birkenfeld, D. Hasdai (Petah Tikva and Tel Aviv, IL)
- Acute heart failure in the elderly and very old.** P539
L. Abreu, H. Antunes, L. Goncalves, J. Gil, I. Cunha, B. Marmelo, M.I. Pires, I. Almeida, E. Correia, C. Cabral (Viseu, PT)
- Is there a significant gender bias in treatment among ambulatory patients with heart failure with reduced ejection fraction in the real world scenario?** P541
Z.I. Iakobishvili, A. Porter, D. Murninkas, H. Jino, S. Birkenfeld, D. Hasdai (Petah Tikva and Tel Aviv, IL)
- Characteristics of a group of patients admitted for heart failure presenting intermediate FE** P542
J.R. Beramendi Calero, I. Rilo Miranda, S. Garcia Gutierrez, A. Anton Ladislao, L. Quintas Ovejero, C. Goena Vives, M. Morillas Bueno, F. De La Cuesta Arzamendi (San Sebastian, Bilbao and Mendaro, ES)
- Clinical characteristics in patients with chronic heart failure who are living in high altitude** P543
S. Bolivar, J. Lopez, R. Lasso, J. Torres, L. Jumbo, C. Segarra, E. Izaguirre, J. Valiente, J. Jativa, E. Aguilar, P. Segovia, C. Saenz (Quito, EC)
- Epidemiological, clinical, and etiological study of heart failure on a ten years period (2005 - 2014), in cardiology department of an Hospital** P544
F. Belamri, K. Oumokrane, S. Lehachi, M. Krim (Algiers, DZ)
- High rates of left ventricular systolic dysfunction in patients with diabetes in Malawi, Africa** P545
C.J. Watson, M. Chisale, H. Lee, J. Wu, J.O. donoghue, A. Cheung, M. Ledwidge, K. Mcdonald, J. Chipolombwe, J. Gallagher (Belfast and London, GB; Mzuzu, MW; Dublin, IE)
- Elder heart registry- focus on heart failure: clinical profile and outcome of elderly patients aged above eighty years admitted to a tertiary care center in a developing country.** P546
K. Jacob, S. Ahmad, A. Bahekar, K. Venugopal (Thiruvalla, IN)
- Heart failure as the cause of more than 40% of dyspneas in an orthopedic surgery unit** P547
P. Losada Mora, A.M. Garrido Castro, J.L. Carrillo Linares, M. Jimenez, L. Morcillo, J.M. Garcia Pinilla (Malaga, ES)
- Mortality and re-hospitalization in patients with new onset acute heart failure in a region of northern Italy** P548
D. Pavan, E. Clagnan, F. Valent, G. Lardieri, V. Moretti, L. Massa, C. Fresco, A. Di Chiara, P. Lesizza, L. Zanier, A. Di Lenarda (Trieste, IT)

Psychosocial - ethical concepts - education

- Impact of the implantation of a cardioverter defibrillator on quality of life in heart failure patients: preliminary results of the EDUC-DAI study** P549
C.M. Maupain, F.P. Pousset, A.H.S. Abid Saidi, S.S. Staraci, N.B. Badenco, X.W. Waintraub, G.D. Duthoit, T.C. Chastre, C.H. Himbert, Y.D.H. Dagher-Hayek, J.F. Fedida, F.H.L. Hidden-Lucet, E.G. Gandjbakhch (Paris, FR)
- Short term health perception and psychological functioning in heart failure patients undergoing surgical left ventricle restoration and cardiac rehabilitation** P550
E. Callus, E. Quadri, S. Pagliuca, E.G. Bertoldo, G. Frigerio, V. Milani, L. Maresca, B. Girardi, C. Tardio, S. Lucibello, S. Castelvecchio, L. Menicanti, R. Tramarin (San Donato Milanese, IT)
- Comparison of quality of life and perceived self-efficacy between caregivers of heart failure patients and caregivers of heart failure and chronic obstructive pulmonary disease patients.** P551
S.C. Torres-Montiel, V. Pelaez-Hernandez, A. Orea-Tejeda, B. Robles-Urbe, F. Figueroa-Herrera, D. Gonzalez-Islas, A. Jimenez-Cepeda, A. Navarrete-Penalzo, L. Verdeja-Vendrell, R. Sanchez-Santillan, G.K. Perez-Cortes (Mexico City, MX)
- Comparison of anxiety, depression and psychological stress between heart failure and chronic obstructive pulmonary disease patients with better and poorer performance of the six-minute walk test** P552
S.C. Torres-Montiel, A. Orea-Tejeda, V. Pelaez-Hernandez, F. Figueroa-Herrera, B. Robles-Urbe, D. Gonzalez-Islas, G.K. Perez-Cortes, L. Verdeja-Vendrell, A. Navarrete-Penalzo, A. Jimenez-Cepeda, R. Sanchez-Santillan (Mexico City, MX)
- Factors associated with self-care behaviours in heart failure: a systematic review of european heart failure self-care behaviour scale (EHFScBS) studies** P553
N. Sedlar, M. Lainscak, J. Martensson, A. Stromberg, T. Jaarsma, J. Farkas (Ljubljana and Murska Sobota, SI; Jönköping and Linköping, SE)

Exercise testing and training

- Physical activity of STEMI patients after cardiac rehabilitation.** P554
S. Borodzicz, P. Balsam, M. Peller, R. Glowczynska, L. Koltowski, P. Lodzinski, K.J. Filipiak, M. Grabowski, G. Opolski (Warsaw, PL)
- Response to cardiac rehabilitation: does left ventricle ejection fraction matter?** P555
M. Braga, A. Rocha, H. Nascimento, M. Tavares-Silva, R. Pinto, G. Pestana, P. Araujo, A. Nunes, V. Araujo, F. Parada-Pereira, M.J. Maciel (Porto, PT)
- Determinants of frequent ventricular extrasistole during ergometry with oxygen consumption in patients with coronary disease** P556
N.G. Uribe Heredia, J. Balaguer Recena, H. Alvaro Fernandez, L. Gil Fraguas, L.G. Piccone Saponara, R. Arroyo Espiguero, S. Moreno Reviriego, E. Novo Garcia, S. Garcia Ortego, E. Diaz Carballo, I. Rodriguez Guinea, J.L. Garcia Gonzalez, M.E. Jimenez Martinez, B. Tarancon Zubimendi, M.A. San Martin Gomez (Guadalajara and Ciudad Real, ES)
- Cardiac rehabilitation in older patients: long-term effects** P557
M. Braga, A. Rocha, H. Nascimento, R. Pinto, G. Pestana, M. Tavares-Silva, P. Araujo, A. Nunes, V. Araujo, F. Parada-Pereira, M.J. Maciel (Porto, PT)
- Exercised-based cardiac rehabilitation in heart failure patients with mid-range ejection fraction after myocardial infarction** P558
I. Burazor, P. Seferovic, S. Dodic, Y. Adler, Z. Cosic, R. Babic, M. Moraca, A. Kovacevic, B. Milovanovic (Belgrade and Sremska Kamenica, RS; Tel Aviv, IL)
- Linear correlation between cardiac output and oxygen uptake at peak exercise at different heart failure stages.** P559
A. Del Torto, N. Corrieri, P. Gentile, C. Vignati, G. Cattadori, S. Paolillo, P. Agostoni (Milan and Trieste, IT)
- Effect of pedometer-based walking intervention on functional capacity and neurohumoral modulation in patients with chronic heart failure: study protocol for a multicentre randomized controlled trial** P560
M. Siranec, T. Vetrovsky, V. Bunc, A. Linhart, J. Belohlavek (Prague, CZ)

- Influence of a physical exercise program over functional capacity of patients with artificial pacemakers** P561
L. Lopes Do Nascimento, T.S.V. Jardim, L.A.B. Sa, I.P.M. Garcia, A.S. Oliveira, A.M.C. Lima, P.C.B.V. Jardim (Goiania, BR)
- Real-time monitoring of hemodynamic response during resistance exercise in cardiac surgery patient** P562
J.-H. Choi, B.-J. Lee, M.-J. Shin (Busan, KR)
- Cardiac rehabilitation after sudden cardiac arrest in patients with left ventricular systolic dysfunction** P563
V. Rial Baston, R. Dalmau Gonzalez-Gallarza, F.J. Irazusta Cordoba, P. Meras Colunga, O. Gonzalez Fernandez, S.O. Rosillo Rodriguez, A.M. Iniesta Manjavacas, R.A. Mori Junco, C.A. Alvarez Ortega, L. Rodriguez Sotelo, J.M. Garcia De Veas, A. Rivas Perez, A. Velez Salas, A. Castro Conde, J.L. Lopez Sendon (Madrid, ES)
- The role of diastolic function in the quality of life and functional capacity of patients with heart failure undergoing a combined exercise program** P564
M.G. Roscani, T. Fabri, A.M. Catai, F.H.O. Ribeiro, J.A. Araujo Junior, J.M. Mattos, D.A.A. Rossi, R.C. Borra, S.G.Z. Bazan, M.T.S. Peracoli, J.C. Hueb, B.B. Matsubara (Sao Carlos and Botucatu, BR)
- CPET-based «rule out» tool for pulmonary vascular resistance > 3 WU** P565
V. Marinho, J. Ferreira, P. Alves, C. Domingues, M. Santos, R. Baptista, S. Costa, M. Ferreira, F. Franco, F. Goncalves, M. Pego (Coimbra, PT)

Pulmonary hypertension

- Platelet reactivity in advanced chronic left heart failure with secondary pulmonary artery hypertension - A hidden potential tool in patient management?** P566
M. Pasalic, J. Samardzic, B. Skoric, H. Jurin, J. Ljubas Macek, M. Cikes, D. Milicic (Zagreb, HR)
- Exercise pulmonary artery pressure change as a prognostic parameter in heart failure** P567
I. Sari, R. Darvishova, M. Sunbul, N. Sayar, K. Tigen, B. Ozben, Y. Basaran (Istanbul, TR)
- Early diagnosis of severe right ventricular dysfunction in pulmonary arterial hypertension through clinical evaluation. Insights from Argentine RECOPILAR Registry** P568
E.R. Perna, A. Lescano, A. Echazarreta, G. Cursack, M. Coronel, L. Lema, S. Pereiro, J. Caneva, L. Favaloro, D. Echazarreta, M. Diez (Corrientes, Buenos Aires, La Plata, Esperanza and Cordoba, AR)
- Gender differences in functional capacity, quality of life, anxiety, depression and common symptoms in pulmonary arterial hypertension patients** P569
M.S. Kucukoglu, R. Demir, R. Ceylan, Ü.Y. Sinan (Istanbul, TR)
- Morbidity and mortality in patients with pulmonary hypertension treated with iloprost** P570
L.C. Casafuz Martinez, F.N.G. Fernandez Chamorro (Asuncion, PY)
- Right ventricular 18F-FDG uptake in PET/MRI hybrid and hemodynamics in patients with pulmonary arterial hypertension.** P571
K. Kaminski, R. Kazimierczyk, M. Jasiewicz, P. Blaszcak, L. Malek, B. Milosz-Wieczorek, J. Misko, P. Szumowski, D. Jurgilewicz, M. Hladunski, B. Sobkowicz, R. Grzywna, J. Mysliwiec, W.J. Musial (Bialystok, Lublin, Zyrardow and Warsaw, PL)
- Predictors of irreversible pulmonary hypertension reduction with Sildenafil therapy in heart transplant candidates** P572
A. Duszanska, M. Zakliczynski, M. Zembala (Zabrze, PL)
- Physiological insights of exercise hyperventilation in pulmonary hypertension** P573
N. Bruno, S. Farina, C. Agalbato, M. Contini, S. Harari, P. Agostoni (Milan, IT)
- Simple parameters predict combined post- and pre-capillary pulmonary hypertension in patients with severe heart failure** P574
P. Lesny, M. Luknar, V. Simovicova, M. Kovacova, M. Dankova, S. Wimmerova, E. Goncalvesova (Bratislava, SK)
- Clinical efficiency of macitentan in patients with pulmonary hypertension. our experience in argentina** P575
H. Gomez Santa Maria, A. Ferro, G. Bortman, V. Gregoriotti, N. Atamanuk, N. Carusso, A. Lescano (Buenos Aires and Florencio Varela, AR)

Right ventricular function

- Right ventricular dilatation in coronary artery disease patients without myocardial infarction** P576
E.I. Yaroslavskaya, V.A. Kuznetsov, D.V. Krinochkin, G.S. Pushkarev, E.A. Gorbatenko (Tyumen, RU)
- Right ventricular systolic dysfunction in patients with coronary artery disease: gender-related differences** P577
A.N. Sumin, E.V. Korok, O.G. Arhipov (Kemerovo and Mysky, RU)
- echocardiographic predictors of acute right ventricular dysfunction in postoperative state of congenital heart surgery** P578
L.A. Cota Apodaca, E. Garcia Cruz, F. Baranda Tovar, C. Salgado Solorio, E. Bucio Reta, N. Garcia Cruz (Mexico City, MX)
- Acute adaptation of the right ventricle to pressure and volume overload. Preliminary analysis in human model** P579
R. Lopez Vilella, S. Benloch Perez, E. Marques-Sule, F. Perez Esteban, M. Lloret Larrea, I. Sanchez Lazaro, S. Martinez Penades, J. Melero Ferrer, J. Sanz Sanchez, D. Plaza Lopez, L. Martinez Dolz, L. Almenar Bonet (Valencia, ES)

Left ventricular function

- Predictors of diastolic function and adverse diastolic remodeling after ST-elevated myocardial infarction** P580
L. Al Ali, J.K. Prins, S. Assa, C.H.P. Lexis, Y.M. Hummel, E. Lipsic, D.J. Van Velduisen, C.S. Lam, I.C.C. Van Der Horst, P. Van Der Harst (Groningen, NL)
- Mid-range ejection fraction as a continuum of poor prognosis - a national STEMI patients analysis** P581
C. Ruivo, F. Montenegro Sa, L. Graca Santos, J. Correia, J. Morais (Leiria, PT)
- Very long-term LVEF dynamics and prognosis in HFrEF and HFmrEF** P582
M. De Antonio, J. Lupon, J. Lopez-Ayerbe, P. Moliner, M. Domingo, E. Ferrer, E. Zamora, N. Vallejo, F. Gual, A. Teis, G. Junca, M.I. Troya, M. Rodriguez, B. Gonzalez, A. Bayes-Genis (Badalona, ES)
- Development and validation of sex-specific diagnostic models to detect diastolic dysfunction in primary care** P583
A. Gohar, H. Den Ruijter, R. Kievet, A. Hoes, G. Pasterkamp, M. Bots, F. Rutten (Utrecht, NL)
- Heart failure with mid-range ejection fraction: prognostic impact of left bundle branch block** P584
H. Antunes, L. Abreu, J. Pereira, M.L. Goncalves, B. Marmelo, I. Pires, D. Moreira, I. Almeida, M. Correia, C. Cabral (Viseu, PT)

HFpEF - Heart failure with preserved ejection fraction

- Prevalence and correlates of left ventricular diastolic dysfunction in hypertensive community residents with preserved ejection fraction. Insights from survey-SEPHAR III** P585
A. Scafa Udriste, O.F. Tautu, R.O. Darobant, D. Dimulescu, D. Pitic, G. Tamasescu, M. Stoian, S. Onciul, M. Dorobantu (Bucharest, RO)
- Hemodynamic correlates of right ventricular dilation in pulmonary hypertension due to HFpEF** P586
E. Berthelot, M.T. Bailly, S. El Hatimi, I. Robard, D. Montani, D. Chemla, P. Assayag (Le Kremlin-Bicetre, FR)
- Left ventricular diastolic dysfunction and cardiovascular mortality in dialysis patients with preserved ejection fraction.** P587
M. Cafka, M. Rroji, J. Djamandi, J. Seiti, G. Burazeri, A. Goda (Tirana, AL)
- Left atrial volume index progresses significantly over time in diabetic and non-diabetic at risk populations** P588
G.O. Carroll, E. Tallon, S. Zhou, C. Watson, M. Ledwidge, J. Gallagher, V. Harkins, K. Mc Donald (Dublin, IE)
- Heart rate variability in heart failure patients with mid-range versus preserved ejection fraction and premature ventricular complexes** P589
G. Gheorghe, A. Ciobanu, I. Hartan, A.C.D. Gheorghe, G. Stanciu, I.T. Nanea (Bucharest, RO)
- Does RAAS modifying therapy attenuate the cardiomyopathic effect of diabetes?** P590
G.O. Carroll, E. Tallon, S. Zhou, C. Watson, M. Ledwidge, K. Mc Donald (Dublin, IE)
- Significant diastolic dysfunction is associated with cardioembolic stroke independent of history** P591
I. Basu Ray, G. Schwing, T. Middour, D. Monlezun, K. Katikitala, K. Korrane, S. Martin - Schild, W. Lam, H. Afsar, I. Giorgberidze, J. Cheng, M. Saeed (Houston and New Orleans, US)

- A single blind, randomised, cross over trial of short term oxygen use during cycle ergometry in ambulatory patients with heart failure with normal ejection fraction** P592
P. Shah, P. Pellicori, S. Rimer, A. Bennett, A. Clark (Hull, GB)
- Diagnostic score for the detection of cardiac amyloidosis in patients with left ventricular hypertrophy** P593
E. Cariou, G.M. Galinier, C.D. Carrie, R.J. Roncalli, F.P. Fournier, R.D. Ribes, L.O. Lairez (Toulouse, FR)
- Diastolic dysfunction in patients with primary antiphospholipid syndrome** P594
A. Djokovic, L. Stojanovich, S. Radovanovic, B. Todoc, D.V. Simic, M. Zdravkovic (Belgrade, RS)
- Left atrial volume index predicts cardiovascular events in diabetic and general at risk populations** P595
G.O. Carroll, E. Tallon, S. Zhou, L. Mc Donald, C. Watson, M. Ledwidge, V. Harkins, J. Gallagher, K. Mc Donald (Dublin, IE)
- Prognostic impact of spironolactone in patients with heart failure with preserved ejection fraction** P596
H. Antunes, J. Gil, M.L. Goncalves, L. Abreu, B. Marmelo, I. Pires, D. Moreira, I. Almeida, M. Correia, C. Cabral (Viseu, PT)
- Economic impact of heart failure with preserved ejection fraction: Insights from the prospective, randomized placebo-controlled ALDO-DHF trial** P597
D. Hashemi, L. Dettmann, T.D. Trippel, A. Bobenko, G. Gelbrich, R. Lindhorst, H.D. Duengen, R. Wachter, G. Hasenfuss, B. Pieske, F. Edelmann (Berlin, Göttingen and Würzburg, DE)
- The occurrence of interatrial dyssynchrony in heart failure across the spectrum of ejection fraction** P598
M. Cikes, D. Fabijanovic, I. Planinc, B. Skoric, D. Lovric, J. Ljubas Macek, N. Jakus, H. Jurin, J. Samardzic, B. Bijnens, D. Milicic (Zagreb, HR; Barcelona, ES)
- Is there an association between hidden HFpEF and markers of preclinical atherosclerosis?** P599
A.M. Jakstaite, J. Celutkiene, J. Badariene, E. Rinkuniene, A. Cypiene, I. Slyvovskaja, M. Miglinas, R. Navickas, L. Ryliskyte, A. Laucevicius (Vilnius, LT)

Ischemia - Reperfusion - Preconditioning - Postconditioning

- ST-elevation myocardial infarction: risk factors at admission associated with a prolonged in hospital stay** P600
M.J. Vieira, M. Madeira, L. Reis, P. Dinis, J. Ribeiro, A. Fernandes, F. Caetano, M. Alves, C. Lourenco, R. Teixeira, L. Goncalves (Santarém and Coimbra, PT; London, GB)
- The severity of myocardial dysfunction following ST-elevation myocardial infarction in patients undergoing acute percutaneous coronary intervention: time delays impact** P601
L. Malinova, N. Furman, P. Dolotovskaya (Saratov, RU)
- Primary percutaneous coronary intervention in women. independent risk factors for death and major events after immediate and medium-term follow-up** P602
I.P. Borges, E.C.S. Peixoto, R.T.S. Peixoto, R.T.S. Peixoto, I.L.P.B. Anjos, A.A.B. Aragao, V.F. Marcolla (Rio de Janeiro, BR)
- In-hospital mortality in STEMI and NSTEMI: are they so different?** P603
M.J. Vieira, P. Dinis, L. Reis, M. Madeira, J. Ribeiro, A. Fernandes, F. Caetano, M. Alves, C. Lourenco, R. Teixeira, L. Goncalves (Santarém and Coimbra, PT; London, GB)
- Cardiogenic shock in acute myocardial infarction** P604
R. Ben Said, B. Jedaïda, M. Mimouni, M. Gommidh, N. Ben Mansour, R. Dahmani, C. Chourabi, H. Mahfoudhi, N. Hajlaoui, A. Haggui, D. Lahidheb, W. Fehri, H. Haouala (Tunis, TN)

Molecular biology - Genetics

- Genome wide association study reveals novel genetic loci associated with renal function in heart transplant recipients receiving calcineurin inhibitor therapy** P606
D. Snipelisky, M. Hathcock, W. Kremers, A. Batzler, G. Jenkins, S. Kushwaha, N. Pereira (Rochester, US)
- Coronary heart disease and genetic polymorphisms. clinical, angiographic, procedure technique and long-term follow-up evaluation post percutaneous coronary intervention. major events and restenosis** P607
L.L.B. Bandeira, I.P. Borges, E.C.S. Peixoto, R.T.S. Andrade, I.L.P.B. Anjos, R.T.S. Peixoto, R.T.S. Peixoto, S.A. Simoes (Vassouras, Niteroi and Rio de Janeiro, BR)

- Impact of glutathione S-transferase M1 gene polymorphisms on the chronic heart failure** P608
N. Jankovic, D.V. Simic, O. Gudelj, S. Radovanovic, D. Djikic, S. Suvakov, V. Coric, T. Djukic, T. Simic (Belgrade, RS)
- Mutational screening of PKP2 and DSG2 genes in Russian patients with arrhythmogenic right ventricular cardiomyopathy** P609
A.G. Shestak, O.V. Blagova, Y.U.A. Lutokhina, Y.U.V. Frolova, S.L. Dzemeshevich, E.V. Zaklyazminskaya (Moscow, RU)
- (-75)G allele of APOA1 gene is associated with non-attainment of target lipid levels in very high cardiovascular risk patients** P610
M. Vorobyeva, O. Gigani, M. Azova, S. Villevalde, Z. Kobalava (Moscow, RU)

Basic Science - Poster Discussant - 10:00 - 11:00

P611

D.L. Brutsaert (Kontich, BE); J. Fauconnier (Montpellier, FR); G.W.A. De Keulenaer (Wilrijk, BE)

Basic Science - Cellular biology

- Effects of chronic ACE inhibitor treatment on a translational model of heart failure with preserved ejection fraction** P612
N. Harouki (Chilly-mazarin, FR)
- Epigenetic therapy reduces angiotensin-II induced cardiac hypertrophy and fibrosis** P613
A. Russell-Hallinan, L. Shiels, E. Mcnamara, C. Watson, J. Baugh (Dublin, IE; Belfast, GB)
- Increased plasma clusterin levels in patients with left ventricular remodeling after myocardial infarction has cardiac origin and is due to a defect in proteasome activity** P614
A. Turkieh, S. Porouchani, P. Mulder, M. Fertin, O. Besemes, M. Chwastyniak, P. Amouyel, V. Richard, C. Bauters, F. Pinet (Lille and Rouen, FR)
- Angiotensin I-7 might be a new solution in the treatment of chronic heart failure** P615
A. Kazak, A. Kurlianskaya (Minsk, BY)
- SIRT1 protects the heart from endoplasmic reticulum stress-induced apoptosis through eIF2a deacetylation** P616
J. Pires Da Silva (Chatenay-Malabry, FR)
- Influence of iron availability in the normoxic versus hypoxic conditions on the morphology and atrophy of skeletal myocytes.** P617
K.A. Kobak, M. Kasztura, M. Dziegala, J. Bania, A. Orłowska, V. Kapusniak, L. Kiczak, K. Josiak, W. Banasiak, P. Ponikowski, E.A. Jankowska (Wrocław, PL)
- Alterations in natriuretic peptides system in adult stem cells in heart failure** P618
N. Khromova, V. Galenko, D. Smirnov, P. Tikanova, T. Lelyavina, R. Dmitrieva (Saint Petersburg, RU)
- Mechanisms of action of sacubitril/valsartan on cardiac remodeling: a systems biology approach** P619
O. Iborra Egea, C. Galvez Monton, S. Roura, I. Perea Gil, C. Prat Vidal, C. Soler Botija, A. Bayes Genis (Badalona, ES)
- Vegf and hgf realized postinfarction cardiac repair by control cardiac stem cell mobilization, angiogenesis and inflammation** P620
K. Dergilev, P.I. Makarevich, E. Shevchenko, Z. Tsokolaeva, I. Beloglazova, E. Zubkova, M. Menshikov, Y.E. Parfyonova (Moscow, RU)
- Cardiac progenitor cells isolated from duchenne muscular dystrophy patients with heart failure have impaired intracellular calcium signaling and electrophysiological properties** P621
D.D. Amario, F. La Neve, A. Siracusano, G. Perri, A. Amodeo, M. Massetti, R. Piacentini, C. Grassi, F. Crea (Rome, IT)

Basic Science - Animal experimentation

- Inflammation inhibition effects in diabetes induced heart failure** P622
V. Cobet, M. Popovici, L. Ciobanu, L. Tacu, V. Ivanov, I. Popovici, I. Moraru, E. Cobet, M. Ivanov, E. Panfile, V. Rotaru (Chisinau, MD)
- Atrial and ventricular cellular Ca signaling at different stages in a rat model of heart failure with preserved ejection fraction** P623
F. Hohendanner, D. Bode, U. Primessnig, T. Guthof, S. Jeuthe, V. Adams, N. Rolim, U. Wisloff, P. Burkert, F. Heinzel (Berlin and Leipzig, DE; Trondheim, NO)
- Abstract Title: Development of a prototype for remote monitoring of patients with heart failure by short message service in middle-income country: study protocol** P624
L.L. Pedraza, J.R.W. Moraes, G.B. Aliti, E. Rabelo-Silva (Porto Alegre, BR)
- Characterization of a porcine model of heart failure with preserved ejection fraction** P625
W. Shim, K.P.M.M. Ja, C.H. Lua, S.Q. Li, P. Wong (Singapore, SG)
- Right ventricular histological and molecular alterations in a rat model of HFpEF: effects of exercise training** P626
L. Rosenbusch, C. Besler, S. T. Bowen, K. Rommel, T. Fischer, M. Von Roeder, N. Rolim, U. Wisloff, A. Linke, G. Schuler, V. Adams, P. Lurz (Leipzig, DE; Trondheim, NO)
- Protection of cardiomyocytes by E2F6 against drug induced cell death** P627
B.S. Tuana, J.L. Major, M. Salih (Ottawa, CA)
- Comparison of 12-month kinetics of serum markers of collagen synthesis, transforming growth factor and connective tissue growth factor between patients with recent and chronic dilated cardiomyopathy** P628
P. Rubis, S. Wisniowska-Smialek, E. Wypasek, E. Dziewiecka, P. Faltyn, L. Khachatryan, A. Karabinowska, P. Podolec (Krakow, PL)
- Empagliflozin influence on the course of experimental heart failure in normoglycemic rats** P629
A. Kulikov, S.V. Okovityi, D.Y. Ivkin, A.A. Karpov, D.S. Lisitskiy, M.M. Lubishin, P.A. Alekseeva, N.N. Pitukhina, A.V. Smirnov, I.G. Kaiukov, E.V. Parusova (Saint Petersburg, RU)
- Serum decorin correlates with the heart failure phenotype** P630
P. Chaggar, A. Watkins, W. Crtichley, A. Patel, P. Foden, R. Venkateswaran, N. Yonan, A. Trafford, J.E. Fildes (Manchester, GB)
- Coronary response in the doxorubicin-induced cardiomyopathy** P631
V. Cobet, V. Lutan, L. Tacu, V. Rotaru, L. Ciobanu, E. Cobet, A. Rotaru (Chisinau, MD; Cambridge, US)

Basic Science - Therapeutic approach

- Cardiac gene therapy with phosphodiesterases PDE2A and PDE4B in a mouse model of heart failure** P632
J.P. Margaria, S. Karam, P. Mateo, A. Varin, J. Vinck, C. Rubinetto, F. Balzac, C. Rucker-Martin, A. Ghigo, G. Vandecasteele, E. Turco, E. Hirsch, R. Fischmeister, J. Leroy (Turin, IT; Châtenay-Malabry and Le Plessis Robinson, FR)
- Acute and subacute functional effects of relaxin-2 on human mammary artery** P633
F. Pereira Goncalves, R. Martins, L. Mendonca, T. Laundos Santos, M. Pintalhao, F. Vasques Novoa, P. Pinho, M.J. Amorim, D.S. Nascimento, A. Leite Moreira, P. Castro Chaves (Porto, PT)
- Microencapsulated insulin-like growth factor I improves cardiac function after experimental myocardial infarction in comparison to low-dose mesenchymal stem cells** P634
C. Baez Diaz, F.M. Sanchez-Margallo, B. Moreno-Naranjo, V. Blanco-Blazquez, J. Maestre, T. Mangas, J.G. Casado, C. Hiemstra, R. Steendam, O. Franssen, I. Diaz-Guemes Martin-Portugues V. Crisostomo (Cáceres and Caceres, ES; Groningen and Oldenzaal, NL)
- Pharmacological activation of sphingosine 1-phosphate receptor 1 (S1pr1) enhances arteriole formation and improves cardiac function after myocardial infarction (MI)** P635
L. Zhang, L.E. Bao, X.L. Li, Y.Z. Zhang, H.M. Fan (Shanghai, CN)
- Raf kinase inhibitor protein regulates fibrosis depending on myocardial oxidative stress** P636
A. Kazakov, A. Trouvain, R. Hall, S. Rodionychева, F. Lammert, H.-J. Schaeffers, C. Maack, K. Lorenz, M. Boehm, U. Laufs (Homburg and Essen, DE)

The impact of long-term phosphodiesterase 5 inhibition on right and left ventricular remodelling in chronic heart failure due to volume overload	P637
T. Havlenova, M. Kotrc, P. Skaroupkova, L. Cervenka, V. Melenovsky (Prague, CZ)	
BRaf inhibitors, dabrafenib and SB590885, enhance ERK1/2 signalling in cardiomyocytes and increase angiotensin II-induced cardiac hypertrophy.	P638
M.A. Hardyman, S.J. Fuller, S.J. Leonard, P.H. Sugden, A. Clerk (Reading, GB)	
Espindolol improved cardiac function and survival in a rat cancer cachexia model	P639
J. Ishida, M. Saitoh, S. Palus, N. Ebner, S. Von Haehling, S. Anker, J. Springer (Göttingen, DE)	
Cardioprotective effect of LCZ696 versus valsartan on left ventricular remodeling in experimental model of chronic heart failure	P640
L. Hoskova, V. Melenovsky, J. Kautzner, I. Malek, Z. Huskova, L. Sedlakova, L. Kopkan (Prague, CZ)	
Functional recovery in AAV9-shXPO1-treated rats with chronic induced myocardial infarction. A preliminary study	P641
E. Rosello-Lleti, E. Tarazon, A. Ortega, C. Gil-Cayuela, F. Lago, J.R. Gonzalez-Juanatey, L. Martinez-Dolz, M. Portoles, M. Rivera (Valencia and Santiago de Compostela, ES)	

Basic Science - Animal models

Assessment of cardiac dysfunction in diabetes: could speckle-tracking echocardiography become an alternative to invasive hemodynamics?	P642
T. Radovits, C. Matyas, A. Olah, S. Braun, M. Tokodi, B.A. Barta, M. Ruppert, D. Kellermayer, M. Torok, B.K. Lakatos, A. Kovacs, B. Merkely (Budapest, HU)	
A preclinical animal model of heart failure mimics distinct clinical phenotypes of heart failure in humans	P643
X. Ma, S. Tannu, J. Allocco, J. Pan, M. Flaim, E. Crain, P. Wong (Pennington, US)	
Heart failure progression and regression in zebrafish	P644
I. Ernens, L. Zhang, A. Lumley, Y. Devaux, D.R. Wagner (Strassen and Luxembourg, LU)	
Head-to-head comparison of two biological acellular scaffolds for myocardial repair: a pre-clinical myocardial infarction swine model	P645
C. Galvez-Monton, I. Perea-Gil, C. Soler-Botija, C. Prat-Vidal, I. Diaz-Guemes, O. Iborra-Egea, V. Crisostomo, F.M. Sanchez-Margallo, S. Roura, A. Bayes-Genis (Badalona and Caceres, ES)	
The characterization of adipose tissue via an obesity-induced cardiomyopathy minipig model	P646
T.W. Wu, S.J. Li, C.Y. Wang, J.W. Chen, C.Y. Chen (Taipei, TW)	
Insulin like growth factor I-improved cardiac function after experimental infarction in swine is not related to enhanced angiogenesis	P647
C. Baez Diaz, F.M. Sanchez-Margallo, V. Blanco-Blazquez, I. Palacios, C. Galvez-Monton, J. Maestre, T. Mangas, R. Steendam, C. Hiemstra, O. Franssen, A. Bayes-Genis, V. Crisostomo (Caceres, Madrid and Badalona (Barcelona), ES; Groningen and Oldenzaal, NL)	
Role of QSOX1 in cardiac adaptation to pressure overload	P648
M. Sadoune, P. Matteo, C. Luc, E. Polidano, R. Merval, A. Mebazaa, J.-L. Samuel, A. Caillard (Paris, FR)	
NLRP3 inflammasome mediated mitochondrial damage in pressure overload-induced heart failure	P649
L. Bosch, J.J. De Haan, M. Brans, S.C.A. De Jager, H. El Azouzi, F. Arslan (Utrecht, NL)	
Exosomes are involved in the transport of miR-21-5p and miR-222-3p in left ventricular remodeling post-myocardial infarction.	P650
H. Charrier, E. Dubois-Deruy, O. Beseme, P. Mulder, M. Chwastyniak, P. Amouyel, V. Richard, F. Pinet (Lille and Rouen, FR)	

Discover the HFA Journals



Advancing Knowledge in Heart Failure Management




Impact
Factor
5.135

Subscription included as part of Silver, Gold and Fellow HFA memberships

- ESC Guidelines
- Comprehensive Reviews
- Position Statements and Recommendations
- High impact Research Articles
- Far reaching Editorial Comments
- Topical Virtual Issues

www.eurjheartfail.com



Open Access Research on all Aspects of Heart Failure and its Comorbidities

- High quality articles
- Reviews
- Topical Virtual Issues
- Case Reports
- Short Communications and Perspectives

Open Access

www.ESCHeartFailure.com

Discover the Journals at **Booth C34** and
Collect Your **FREE 'How to' USB!**

WILEY

SUNDAY

SCIENTIFIC SESSIONS



Also Today



VIRTUAL CASE AREA

Experience a virtual and interactive case on a digital simulator during the Coffee Breaks in the Virtual Case Area!

10:00 – 11:00: A patient with cardiogenic shock

A. Flammer (Zurich, CH)

A 51-year-old man was referred to hospital due to persistent cardiogenic shock. Despite initial treatment, the patient did not improve and evaluation for mechanical circulatory support was started...

15:45 – 16:30: A patient with infective endocarditis & acute aortic regurgitation

G. Vergaro (Pisa, IT)

A 68-year-old man complaining of recurrent fever for few months, anorexia and weight loss in recent weeks was admitted to hospital. He reported also transient global amnesia two months ago, but no neuroimaging has been performed yet...

HANDS-ON TUTORIALS

Sponsored by Abbott/GE Healthcare

HANDS-ON ROOM I

- Understand how you can optimize Mitral Regurgitation treatment with Transcatheter Mitral Valve Repair (TMVR) in Heart Failure patients: from diagnosis to follow-up
- Interact with Transcatheter Mitral Valve Repair device and Transthoracic Echocardiographic Ultrasound system
- Understand how a ramp study can be used to optimize device settings on a left ventricular assist device (LVAD)
- See and interact with a demonstration of a ramp study on a patient with a left ventricular assist device (LVAD)

08:30 - 09:15

Treating mitral regurgitation in heart failure patient: from diagnosis to follow-up

Chairperson: E. Donal (Rennes, FR)

09:30 - 10:00

How to assess mitral valve and mitral regurgitation with transthoracic echocardiographic ultrasound

Chairperson: O. Lairez (Toulouse, FR)

10:00 - 10:30

Transcatheter mitral valve repair device

Chairperson: D. Van Hees (Diegem, BE)

11:00 - 11:45

Treating mitral regurgitation in heart failure patient: from diagnosis to follow-up

Chairperson: E. Donal (Rennes, FR)

12:00 - 12:30

How to assess mitral valve and mitral regurgitation with transthoracic echocardiographic ultrasound

Chairperson: O. Lairez (Toulouse, FR)

12:30 - 13:00

Transcatheter mitral valve repair device

Chairperson: D. Van Hees (Diegem, BE)

14:00 - 14:45

Treating mitral regurgitation in heart failure patient: from diagnosis to follow-up

Chairperson: E. Donal (Rennes, FR)

15:00 - 15:30

How to assess mitral valve and mitral regurgitation with transthoracic echocardiographic ultrasound

Chairperson: O. Lairez (Toulouse, FR)

15:30 - 16:00

Transcatheter mitral valve repair device

Chairperson: D. Van Hees (Diegem, BE)

16:30 - 17:10

Using ramp studies in assist device patients: theory and evidence

Chairperson: N. Uriel (Chicago, US)

17:10 - 18:00

Left ventricular assist device: performing a ramp study using echocardiographic guidance

The use of inotropes for correcting hemodynamic dysfunction in patients with congestive heart failure has been described over many decades. However, negative or insufficient data has been collected on the effects of cardiac glycosides, catecholamines, and phosphodiesterase inhibitors on quality of life and survival. More recently, the calcium sensitizer and potassium channel opener levosimendan have been proposed as a safer inodilator. This series of tutorials focus on how to use safely and effectively levosimendan in acute and advanced heart failure.

09:00 - 09:30

Repetitive use of inodilators in advanced heart failure - The rationale

Chairperson: J. Altenberger (Grossgmain, AT)

09:30 - 10:00

Repetitive use of inodilators in advanced heart failure - The scientific evidence

Chairperson: G. Poelzl (Innsbruck, AT)

10:00 - 10:30

Repetitive use of inodilators in advanced heart failure - The clinical practice

Chairperson: G. Malfatto (Milan, IT)

11:15 - 11:45

Inotropes or inodilators in Heart Failure with reduced Ejection Fraction (HFrEF): what to use, on whom, when and how? What is available

Chairperson: Z. Papp (Debrecen, HU)

11:45 - 12:15

Inotropes or inodilators in Heart Failure with reduced Ejection Fraction (HFrEF): what to use, on whom, when and how? The therapeutic needs

Chairperson: V.P. Harjola (Helsinki, FI)

12:15 - 12:45

Inotropes or inodilators in Heart Failure with reduced Ejection Fraction (HFrEF): what to use, on whom, when and how? The clinical practice

Chairperson: K. Karason (Gothenburg, SE)

14:00 - 14:30

Inodilators and renal function: how to avoid kidney dysfunction in Acute Heart Failure (AHF) - Cardiorenal syndrome

Chairperson: D. Kindgen-Milles (Dusseldorf, DE)

14:30 - 15:00

Inodilators and renal function: how to avoid kidney dysfunction in Acute Heart Failure (AHF) - Therapeutic options: what, when and why

Chairperson: J.T. Parissis (Athens, GR)

15:00 - 15:30

Inodilators and renal function: how to avoid kidney dysfunction in Acute Heart Failure (AHF)

Chairperson: F. Gustafsson (Copenhagen, DK)

16:15 - 16:45

Inotropes in acute heart failure: from guidelines to practical use - The ESC guidelines in practice

Chairperson: M. Kivikko (Espoo, FI)

16:45 - 17:15

Inotropes in acute heart failure: from guidelines to practical use - Patients in need of inotropes

Chairperson: C. Tschoepe (Berlin, DE)

17:15 - 17:45

Inotropes in acute heart failure: from guidelines to practical use - How to treat such patients

Chairperson: F.O. Oliva (Milan, IT)

HANDS-ON TUTORIALS

Sponsored by Alere

HANDS-ON ROOM 3

This is a Lunch and Learn Session about the time to therapy concept for acute heart failure, which is now recommended by the new ESC guidelines. How can the journey of those patients be managed in daily practice?

13:00 - 14:30

Time is muscle in acute heart failure: diagnose, treat and prevent!

Chairpersons: M. Iacoviello (Bari, IT); C.E. Mueller (Basel, CH)

15:00 - 17:00

Please join us to find out how Near to Patient Testing can provide clinical, operational and economic benefits. In this Hands-on Tutorial we will demo our point-of-care solutions for Heart Failure, Acute Coronary Syndrome, Diabetes and Blood Gas Testing. Come and get your own results!

Lay hands on our point-of-care solutions

Chairperson: C. Rua (San Diego, US)

MORNING SESSIONS

08:30 - 10:00

Special Session

HUGO

Late Breaking Trials II



Chairpersons: F. Ruschitzka (Zurich, CH); E. Braunwald (Boston, US)

During this session, presenters from around the world will share the very latest results of their research.

The presentations will be concluded by a review from an expert providing clear take-home messages.

View the programme in the Mobile App or on the Scientific Programme & Planner!

Be there to hear about the latest developments in heart failure.

08:30 - 10:00

Symposium

MONET

Hot topics in diabetes and heart failure

Chairpersons: M. Komajda (Paris, FR); F. Cosentino (Stockholm, SE)

08:30	Diabetes-related cardiomyopathy. P. Seferovic (Belgrade, RS)	666
08:52	Sudden cardiac death. P.E. Vardas (Heraklion, GR)	667
09:15	Glucose lowering drugs and cardiovascular outcome. M. Pfeffer (Boston, US)	668
09:37	Revascularisation. S. Windecker (Bern, CH)	669

08:30 - 10:00

Symposium

ZOLA

What a busy clinician should know about heart failure with preserved ejection fraction

Chairpersons: B. Pieske (Berlin, DE); A.P. Maggioni (Milan, IT)

08:30	Diagnosis and prognosis. F. Zannad (Vandoeuvre Les Nancy, FR)	670
08:52	What went wrong in previous trials. S.D. Anker (Gottingen, DE)	671
09:15	It's just the comorbidities? F.K. Triposkiadis (Larissa, GR)	672
09:37	Novel treatments on the horizon. S. Solomon (Boston, US)	673

MORNING SESSIONS

08:30 - 10:00 Symposium RENOIR

Amyloidosis: don't miss it

Chairpersons: C. Rapezzi (Bologna, IT); P. Charron (Paris, FR)

Cardiomyopathy

08:30	Cardiac amyloidosis: one or three diseases.?? T. Damy (Creteil, FR)	674
08:52	Multiple cardiac imaging techniques: advantage and limitation. P. Garcia-Pavia (Majadahonda, ES)	675
09:15	How to treat with cardiologic tools? F. Gustafsson (Copenhagen, DK)	676
09:37	Novel therapies: hope or dream? G. Merlini (Pavia, IT)	677

08:30 - 10:00 Symposium MATISSE

Acute heart failure: immediate management

Chairpersons: S. Laribi (Tours, FR); J.T. Parisis (Athens, GR)

World Congress on Acute Heart Failure - Local track

08:30	First minutes: how to evaluate patient severity? D. Bettex (Zurich, CH)	678
08:52	Biomarkers for the early diagnosis in acute heart failure. M.-F. Seronde (Besancon, FR)	679
09:15	Ultrasound: exploring heart and lung. S. Price (London, GB)	680
09:37	Early management after hospital discharge. D. Milicic (Zagreb, HR)	681

08:30 - 10:00 Symposium PIAF

Novel drugs: how do they work?

Chairpersons: R.A. De Boer (Groningen, NL); J. Bauersachs (Hannover, DE)

Basic Science - Translational

08:30	Nepriylsin inhibition. J.C. Burnett Jr (Rochester, US)	682
08:48	Empaglifozin (SGLT-2 inhibition). N. Marx (Aachen, DE)	683
09:06	Serelaxin J.R. Teerlink (San Francisco, US)	684
09:24	Potassium binders. B. Pitt (Ann Arbor, US)	685
09:42	Beta-3 Agonists. J.L. Balligand (Brussels, BE)	686

MORNING SESSIONS

08:30 - 09:15

Special Session

AGORA 1

Off the record with J. Cleland and M. Metra



Chairpersons: A.J.S. Coats (Coventry, GB); H.E.V. Tolppanen (Helsinki, FI)

The new «Off the record» sessions will open the floor to an informal discussion with a world-renowned expert, a panel of discussants, and the audience.

Prof. Cleland will give you his advice on how to write good papers.

Prof. Metra (EJHF Editor in Chief) will tell you the most common reasons why papers are rejected.

08:30	Writing on heart failure: the good, the bad and the ugly.	687
	J. Cleland (London, GB)	
08:45	Why papers are rejected?	688
	M. Metra (Brescia, IT)	
09:00	Writing on heart failure: the good, the bad and the ugly - Why papers are rejected? Discussion.	689
	A.J.S. Coats (Coventry, GB); H.E.V. Tolppanen (Helsinki, FI)	

08:30 - 10:00

Young Investigators Awards Abstracts

AGORA 2

Nursing Investigator Award



Chairpersons: T. Jaarsma (Norrköping, SE); S.P. Welch (London, GB)

Judges: I. Ekman (Goteborg, SE); J. De Courcey (London, GB); J. Boyne (Maastricht, NL)

The Nursing Investigator Award session is a competition where finalists will present their research in oral sessions, moderated by two chairpersons and judged by a panel of experts who will determine a First Prize Winner and two Runners-Up. Results will be announced during the Award Ceremony on Sunday at 16:00 on the HFA Stand.

08:30	Home telemonitoring in patients with heart failure: the experience of a region of northern italy in the EU funded project smartcare	690
	D. Radini, G.M. Apuzzo, K. Stellato, G. Sola, N. Delli Quadri, E. Fragiaco, A. Di Lenarda (Trieste, IT)	
08:45	Effects of telemonitoring and disease management on self-care, anxiety and depression: results from the IN TOUCH study	691
	E. Lycholip, I.T. Aamodt, I. Lie, H. Hillege, I. Kraai, A. De Vries, J. Celutkiene, A. Stromberg, T. Jaarsma (Vilnius, LT; Oslo, NO; Groningen, NL; Linköping, SE)	
09:00	Effectiveness of a nurse-led clinic in implementing and adhering to international heart failure management guidelines	692
	R. Odeh, B. Bdier, T. Conboy (Riyadh, SA)	
09:15	Quality of life and fragility in patients with heart failure and mid-range ejection fraction	693
	B. Gonzalez, P. Gastelurrutia, J. Lupon, M. Rodriguez, P. Moliner, C. Rivas, M. De Antonio, M. Domingo, V. Diaz, E. Zamora, T. Armesto, M. Puertas, M. Cachero, A. Morales, A. Bayes-Genis (Badalona, ES)	
09:30	Gender related differences in the prevalence of frailty syndrome among patients with heart failure and cardiac resynchronization	694
	A. Mlynarska, R. Mlynarski, K.S. Golba (Katowice, PL)	
09:45	Meta-synthesis of the invalidating factors that influence quality of life in patients with an implantable cardioverter defibrillator	695
	M. Barisone, A.B. Bagnasco, G. Aleo, G. Catania, M. Zanini, V. Bressan, L. Sasso (Genoa, IT)	

MORNING SESSIONS

10:00 - 11:00

Moderated Poster

Moderated Poster Area

Moderated Poster session 2 - The global problem of heart failure

Chairpersons: K.J. Sulaiman (Muscat, OM); F. Fernandez (Santiago, CL)

- | | | |
|-------|---|-----|
| 10:00 | Predictors of in-hospital mortality among hospitalized adult heart failure patients in the Philippines
R.B. Natividad, B.A. Tumanan-Mendoza, F.E.R. Punzalan, N.S. Pestano, V.L. Mendoza, A.A.A. Bermudez-Delos Santos, R. Macabeo, L.A. Shiu (Manila and Dasmariñas, Cavite, PH) | 696 |
| 10:06 | ABO blood group and cardiovascular outcomes in the general population: a meta-analysis
T.M. Kole, N. Suthahar, K. Damman, R.A. De Boer (Groningen, NL) | 697 |
| 10:12 | Real-world evidence on heart failure: findings from 25 thousand patients in a portuguese primary care database
R. Ascencao, F. Fiorentino, M. Gouveia, J. Costa, P. Broeiro, C. Fonseca, M. Borges (Lisbon, PT) | 698 |
| 10:18 | Age- and gender-specific risks of all-cause mortality in patients with newly diagnosed heart failure: a population-based case-cohort study in Taiwan
Y.-C. Wang, S.-R. Chen, C.-Y. Fann (Taipei and Tao-Yuan, TW) | 699 |
| 10:24 | The demographic change in Germany: an analysis by the two leading causes of hospitalisation
S. Stoerk, M. Doerr, M. Christ, H.J. Heppner, C. Mueller, U. Riemer, R. Wachter (Göttingen, Greifswald, Nürnberg and Schwelm, DE; Basel, CH) | 700 |
| 10:30 | Is public knowledge about heart failure improving over time?
G. Burneikaite, E. Lycholip, A. Grigaliuniene, R. Steponeniene, J. Celutkiene, A. Kavoliuniene, S. Stork (Vilnius and Kaunas, LT; Wurzburg, DE) | 701 |
| 10:36 | New predictors of left ventricular hypertrophy in normotensive adults with preserved ejection fraction. Insights from an epidemiologic survey-SEPHAR III
O.-F. Tautu, R.O. Darabont, A. Scafa-Udriste, D. Dimulescu, C. Sinescu, D. Pitic, G. Tamasescu, L. Radulescu, S. Onciul, M. Stoian, D. Cadil, M. Dorobantu (Bucharest, RO) | 702 |
| 10:42 | Comorbidities in heart failure according to left ventricular ejection fraction: analysis of administrative data of a nationwide population
A. Esteban Fernandez, C. Fernandez, I. Vilacosta, V. Bertomeu, J. Elola, J.L. Bernal, J.V. Segura, C. Macaya, R. Bover (Madrid, Alicante and Elche, ES) | 703 |
| 10:48 | Prediction of heart failure in asymptomatic type 2 diabetics: an 8 year prospective study following cardiac CT angiography
D.A. Halon, J. Ayman, R. Rubinshtein, B. Zafir, M. Azencot, B.S. Lewis (Haifa, IL) | 704 |
| 10:54 | The interactive smartphone application for the improvement of self-care in patients with heart failure
A. Grebennikova, A. Stolarov, T. Jaarsma, Y.M. Lopatin (Volgograd, RU; Linköping, SE) | 705 |

10:00 - 11:00

Clinical Case Posters

Moderated Poster Area

Clinical Case Corner 2 - The horizon in pharmacological therapies, interventions & device

Chairperson: K. Damman (Haren,NL);To be announced

- | | | |
|-------|---|-----|
| 10:00 | Inotropes and intra-aortic balloon pump counterpulsation in tako tsubo cardiomyopathy: the right treatment when things go wrong?
C.D. Chue (Birmingham, GB) | 706 |
| 10:06 | Treatment of patient with acute heart failure due to acute idiopathic giant cell myocarditis using ECMO
N. Beley (Uzhhorod, UA) | 707 |
| 10:12 | Wet, cold and hypertensive: solving the puzzle with levosimendan
A. Felix-Oliveira (Torres Novas, PT) | 708 |

MORNING SESSIONS

10:00 - 11:00 Clinical Case Posters Moderated Poster Area

Clinical Case Corner 2 - The horizon in pharmacological therapies, interventions & device (continued)

10:18	MitraClip for papillary muscle rupture in patient with acute heart failure K. Papadopoulos (Athens, GR)	709
10:24	LCZ696 as a bridge to candidacy to valve surgery in patients with advanced heart failure with reduced ejection fraction: a case report D. Pellegrini (Inveruno, IT)	710
10:30	Effects of LCZ696 on pulmonary arterial pressures in heart failure with reduced ejection fraction, measured with a novel implantable device: a case report D. Pellegrini (Inveruno, IT)	711
10:36	Recurrent pump thrombosis: a therapeutic dilemma M.D. Avila (Jacksonville, US)	712
10:42	Role of imaging in patients with a left ventricular assist device implanted C.I. Radulescu (Babadag, RO)	713
10:48	Percutaneous paravalvular leak closure for aortic regurgitation after transcatheter aortic valve P. Freitas (Lisbon, PT)	714
10:54	A rare case of heart failure: loculated pericardial effusion after cardiac surgery achieving cardiac compression with focal constrictive pericarditis and mitral stenosis A. Cecchetto (Negrar, IT)	715

10:05 - 10:55 Special Event HFA Career Cafe

HFA Career Cafe

The HFA Career Cafe is the meeting place for the future generation of heart failure specialists to interact with the great leaders of their specialty.

During individual interviews of 12 minutes, the selected applicants will have the privilege to seek career development advice and recommendations from renowned professionals with years of successful careers behind them.

10:15 - 10:45 Satellite Symposium - Experts on the Spot AGORA I

The concept of timing in the therapeutic algorithm for chronic heart failure Sponsored by SERVIER

Chairpersons: M. Lainscak (Murska Sobota, SI); M. Boehm (Homburg/Saar, DE)

Come and meet these two experts to discuss the importance of optimizing care in heart failure patients, review the latest ESC-HFA therapeutic algorithm, and understand how to apply these guidelines in clinical practice.

The discussion will focus on the specific challenges in symptomatic patients after acute decompensated heart failure and a timely treatment of heart failure.

10:15	Importance of prompt management for heart failure patients. M. Lainscak (Murska Sobota, SI)	716
10:20	Early treatment matters for the heart failure patients. M. Boehm (Homburg/Saar, DE)	717
10:25	Discussion. M. Lainscak (Murska Sobota, SI); M. Boehm (Homburg/Saar, DE)	718

MORNING SESSIONS

10:15 - 10:45

Satellite Symposium - Experts on the Spot

AGORA 2

Furosemide 2.0 - Subcutaneous administration of a novel formulation Sponsored by scPharmaceuticals

Chairpersons: M. Petrie (Glasgow, GB); B. Pitt (Ann Arbor, US)

Economic burden associated with treatment of fluid overload in an in-patient setting.

Rationale for development of a novel formulation for subcutaneous administration.

Experience with patch infusor for subcutaneous administration.

10:15	Health policy and economics related to treatment of fluid overload in heart failure. P. Muntendam (Lexington, US)	719
10:25	Rationale for a new furosemide product 50 years after its first introduction. R.A. De Boer (Groningen, NL)	720
10:35	First experience with a patch infusor for subcutaneous administration of a novel furosemide formulation. J.E. Udelson (Boston,US)	721

11:00 - 12:30

Guidelines in Daily Practice

HUGO

Guidelines in Daily Practice III: pharmacological management based on LVEF



Chairpersons: C.S.P. Lam (Singapore, SG); K. Swedberg (Goteborg, SE)

Guidelines into Practice

11:00	Case presentation: worsening HF_{rEF} E.A. Bocchi (Sao Paulo, BR)	722
11:10	What do the Guidelines say? G.M.C. Rosano (London, GB)	723
11:20	Gaps in evidence. G. Vergaro (Pisa, IT)	724
11:30	Questions & answers with the audience.	725
11:40	Conclusion and take-home messages K. Swedberg (Goteborg, SE)	726
11:45	Case presentation: dyspnea and HF_mrEF Y.M. Lopatin (Volgograd, RU)	727
11:55	What do the Guidelines say? B. Pieske (Berlin, DE)	728
12:05	Gaps in evidence. J. Grapsa (London, GB)	729
12:15	Questions & answers with the audience.	730
12:25	Conclusion and take-home messages C.S.P. Lam (Singapore, SG)	731

MORNING SESSIONS

11:00 - 12:30 Symposium MONET

Therapy of cardiogenic shock

Chairpersons: A. Sionis (Barcelona, ES); J.T. Parisis (Athens, GR)

World Congress on Acute Heart Failure

11:00	The pitfalls of catecholamines. J. Lassus (Espoo, FI)	732
11:22	Inotropes: a double-edged sword. A. Mebazaa (Paris, FR)	733
11:45	When drugs alone are not enough - Mechanical circulatory support A. Rudiger (Zurich, CH)	734
12:07	Panel discussion.	735

11:00 - 12:30 Symposium ZOLA

Cardio-oncology: a partnership between heart failure specialists and oncologists

Chairpersons: A.R. Lyon (London, GB); C.Yancy (Chicago, US)

11:00	Cancer therapy - cardiovascular complications. D.T. Farmakis (Piraeus, GR)	736
11:22	How to prevent cardiotoxicity of cancer therapies? C.G. Tocchetti (Napoli, IT)	737
11:45	The heart failure patient scheduled for chemotherapy. D. Cardinale (Milan, IT)	738
12:07	Setting up a cardio-oncology service. T.M. Suter (Bern, CH)	739

11:00 - 12:30 Symposium RENOIR

How to manage atrial fibrillation and low ejection fraction?

Joint Session with the European Heart Rhythm Association of the ESC (EHRA)



Chairpersons: A.W. Hoes (Utrecht, NL); G. Hindricks (Leipzig, DE)

11:00	Rate or rhythm control. B. Casadei (Oxford, GB)	740
11:22	AV-node ablation: who qualifies. M. Gasparini (Rozzano, IT)	741
11:45	AF-Catheter ablation: who profits? L. Di Biase (New York, US)	742
12:07	Oral anticoagulation. F. Zannad (Vandoeuvre Les Nancy, FR)	743

MORNING SESSIONS

11:00 - 12:30 Symposium MATISSE

Allez les Bleus! Groundbreaking French contributions to cardiology

Chairpersons: J.Y. Le Heuzey (Paris, FR); F.J. Pinto (Lisbon, PT)

Local Track

11:00	Resynchronisation therapy. J.C. Daubert (Rennes, FR)	744
11:22	TAVI. H. Eltchaninoff (Rouen, FR)	745
11:45	Atrial fibrillation ablation. M. Haissaguerre (Pessac, FR)	746
12:07	The CARMAT experience. A. Carpentier (Paris, FR)	747

11:00 - 12:30 Symposium PIAF

Diabetes, obesity and the heart

Chairpersons: G.W.A. De Keulenaer (Wilrijk, BE); F.R. Heinzel (Berlin, DE)

Basic Science - Translational

11:00	Substrate metabolism in diabetes and heart failure. G.D. Lopaschuk (Edmonton, CA)	748
11:22	Natriuretic peptides controlling lipid metabolism. C. Moro (Toulouse, FR)	749
11:45	The emerging role of ketone bodies for cardiac energetics. K. Clarke (Oxford, GB)	750
12:07	Epigenetic control of glucose metabolism. J. Backs (Heidelberg, DE)	751

11:00 - 11:45 Special Session AGORA I

Off the record with M. Crespo-Leiro



Chairpersons: K. Sliwa-Hahnle (Cape Town, ZA); T.A. McDonagh (London, GB)

The new «Off the record» sessions will open the floor to an informal discussion with a world-renowned expert, a panel of discussants, and the audience.

M. Crespo-Leiro will address issues on: «Women's heart in my daily practice»

- Why this topic is important worldwide

- How doctors should pay attention to gender differences in diagnostic, prognostic and therapies in heart failure

- What future research holds

11:00	Women's heart in my daily practice. M.G. Crespo-Leiro (La Coruna, ES)	752
11:30	Women's heart in my daily practice - Discussion. K. Sliwa-Hahnle (Cape Town, ZA); T.A. McDonagh (London, GB)	753

Young Investigator Award: Clinical



Chairpersons: A. Cohen-Solal (Paris, FR); J. Bauersachs (Hannover, DE)

Judges: P. Seferovic (Belgrade, RS); A.J.S. Coats (Coventry, GB); L.H. Lund (Stockholm, SE); M. Mehra (Boston, US); T. Damy (Creteil, FR)

The Young Investigator Award session is a competition designed for presenters who are 35 or under. Finalists will present their research in oral sessions, moderated by two chairpersons and judged by a panel of experts who will determine a First Prize Winner and two Runners-Up.

Results will be announced during the Award Ceremony on Sunday at 16:00 on the HFA Stand.

11:00	Plasma based cBIN1 correlates with myocardial health in HFpEF patients A. Nikolova, T.C. Hitzeman, R. Baum, D. Geft, D. Chang, J. Moriguchi, A. Hage, B. Azarbal, L. Czer, M. Kittleson, J. Patel, J. Kobashigawa, M. Hamilton, T.T. Hong, R. Shaw (Los Angeles, US)	754
11:15	Dermal interstitial alterations in patients with heart failure and reduced ejection fraction are associated with volume status P. Nijst, P. Martens, P. Hilken, M. Olinevic, M. Dupont, W. Tang, I. Lambrechts, J.P. Noben, W. Mullens (Genk and Hasselt (3500), BE; Cleveland, US)	755
11:30	Employment status at time of first hospitalization for heart failure independently predicts mortality and rehospitalization for heart failure R. Roerth, E.L. Fosbol, U.M. Mogensen, K. Kragholm, G.H. Gislason, C. Torp-Pedersen, L. Kober, S.L. Kristensen (Copenhagen, Aalborg and Gentofte, DK)	756
11:45	Extracellular volume expansion in cardiac amyloidosis: validation of cardiac magnetic resonance T1 mapping against endomyocardial biopsy F. Duca, C. Zotter-Tufaro, A.A. Kammerlander, A. Panzenboeck, S. Aschauer, B. Boerries, H. Agis, R. Kain, D. Bonderman, J. Mascherbauer (Vienna, AT)	757
12:00	Significant functional mitral regurgitation affects left atrial function and determines clinical status and pulmonary hypertension in HFpEF patients G. Palmiero, L. Ascione, G. Carlomagno, R. Ascione, A. Ferro, P. Caso (Naples, IT)	758
12:15	Refractory electrical storm rescued by venoarterial extracorporeal membrane oxygenation G. Baudry, G. Lebreton, G. Hekimian, N. Brechot, A. Nieszkowska, C.E. Luyt, J.L. Trouillet, P. Leprince, A. Combes, M. Schmidt (Paris, FR)	759

LUNCHTIME SESSIONS

12:45 - 14:00

Satellite Symposium

HUGO

Contemporary management of patients with heart failure with reduced Ejection Fraction (HFrEF) Sponsored by Novartis

Chairpersons: J.J.V. McMurray (Glasgow, GB); F. Zannad (Vandoeuvre Les Nancy, FR)

- Understand how the latest guidelines and clinical evidence impact clinical practice in the treatment of heart failure with reduced ejection fraction
- Understand the use of evidence-based treatments in different patient types with heart failure with reduced ejection fraction
- Appreciate the importance of patient follow-up to ensure optimal treatment management to achieve improved care

12:45	Welcome and introduction.	760
	J.J.V. McMurray (Glasgow, GB); F. Zannad (Vandoeuvre Les Nancy, FR)	
12:48	One year after updating the heart failure guidelines – Has the management of patients with heart failure with reduced ejection fraction changed?	761
	J.J.V. McMurray (Glasgow, GB)	
12:58	Managing contemporary heart failure with reduced ejection fraction therapies – Clinical case discussion.	762
	P. Van Der Meer (Groningen, NL)	
13:28	Optimising contemporary heart failure with reduced ejection fraction therapies in patients with comorbidities – Clinical case discussion.	763
	F. Ruschitzka (Zurich, CH)	
13:58	Summary and key learnings.	764
	F. Zannad (Vandoeuvre Les Nancy, FR)	

12:45 - 14:00

Satellite Symposium

MONET

Management of co-morbidities in heart failure - Exploring new frontiers Sponsored by Bayer AG

Chairpersons: M.R. Cowie (London, GB); N. Danchin (Paris, FR)

*Provide information on the use of rivaroxaban in AF patients with concomitant heart failure,
Introduce the concept of Thrombosis in Vascular Health,
Review and Learn about the trial concept and design of COMMANDER HF,
Information on the importance of treatment of comorbidities in heart failure*

12:45	Introduction & remarks.	765
	N. Danchin (Paris, FR)	
12:50	Expanding the evidence for rivaroxaban in Atrial Fibrillation (AF) patients with comorbidities including Heart Failure (HF): from Randomized Controlled Trials (RCT) to Real World Evidence (RWE).	766
	M.R. Cowie (London, GB)	
13:05	Options in thrombosis prevention and vascular health – What's on the horizon?	767
	K.A.A. Fox (Nethy Bridge, GB)	
13:20	Broadening the evidence base for rivaroxaban in heart failure.	768
	B.H. Greenberg (La Jolla, US)	
13:35	Exploring new frontiers: is it time for a comorbidity-based approach in heart failure?	769
	C.S.P. Lam (Singapore, SG)	
13:50	Q&A and closing remarks.	770
	M.R. Cowie (London, GB)	

LUNCHTIME SESSIONS

12:45 - 14:00

Satellite Symposium

ZOLA

Implantable cardiac device therapy for heart failure: update 2017 Sponsored by Medtronic

Chairpersons: C. Leclercq (Rennes, FR); G.S. Filippatos (Athens, GR)

Learn about the latest clinical results and advancements in cardiac resynchronization therapy. Learn about the indications and use of left ventricular assist devices in patients suffering from advanced heart failure. Learn how a monitoring center for implantable cardiac devices can reduce follow-up burden and improve efficiency.

12:45	Introduction. C. Leclercq (Rennes, FR)	771
12:50	Latest developments in cardiac resynchronizaton therapy. A.Y.P. Patwala (Altrincham, GB)	772
13:10	Left ventricular assist devices for advanced heart failure. N. Aissaoui (Paris, FR)	773
13:30	A monitoring center for implantable cardiac devices. S. Allen (Manchester, GB)	774
13:50	Conclusions. G.S. Filippatos (Athens, GR)	775

12:45 - 13:45

Satellite Symposium

RENOIR

A mitochondrial approach to heart failure Sponsored by Charité Universitätsmedizin Berlin

Chairpersons: S.D.Anker (Göttingen, DE); J.G.F. Cleland (London, GB)

- Review the role of mitochondrial function in the pathogenesis of heart failure
- Understand the role of new therapeutic approaches in improving mitochondrial structure and function
- Focus on Elamipretide in Heart Failure with preserved ejection fraction
- Discuss new therapeutic approaches linking mitochondria and heart failure

12:45	Mitochondrial function as a therapeutic target in heart failure. A.J.S. Coats (Coventry, GB)	776
13:05	Elamipretide improves mitochondrial activity in the failing human heart. B. Stauffer (Aurora, US)	777
13:25	Targeting multi-organ dysfunction in heart failure: a mitochondrial approach. B. Pitt (Ann Arbor, US)	778

LUNCHTIME SESSIONS

12:45 - 14:00

Satellite Symposium

MATISSE

Iron deficiency in patients with heart failure: time for action Sponsored by Vifor Pharma

Chairpersons: A. Cohen-Solal (Paris, FR); D.J. van Veldhuisen (Groningen, NL)

Understand the burden and impact of iron deficiency in patients with heart failure.

Review the current evidence base supporting the treatment of iron deficiency in heart failure.

Examine current evidence, clinical practice guidelines and the emerging data of IV iron in the treatment of iron deficiency in heart failure.

12:45	Welcome and introduction. A. Cohen-Solal (Paris, FR)	779
12:50	Burden and impact of iron deficiency in heart failure. C.S.P. Lam (Singapore, SG)	780
13:05	Current evidence for the treatment of iron deficiency in heart failure. D.J. van Veldhuisen (Groningen, NL)	781
13:25	Future directions for the treatment of iron deficiency in heart failure. P. Ponikowski (Wroclaw, PL)	782
13:45	Panel discussion. A. Cohen-Solal (Paris, FR)	783

12:45 - 13:45

Satellite Symposium

PIAF

Beat as one: a multidisciplinary approach to treating heart failure Sponsored by St Jude Medical is now Abbott

Chairpersons: P. Ponikowski (Wroclaw, PL); W. Mullens (Genk, BE)

Attendees should leave the symposium understanding details on the latest advances in Heart Failure which will include; how to improve your multidisciplinary heart failure team, how to choose which new therapies to include in your program and how to best deploy them, multi-site stimulation for cardiac resynchronisation therapy, the evidence for continuous pulmonary artery pressure monitoring and how it is performed, latest evidence for mechanical circulatory support for the treatment of advanced heart failure.

12:45	The 2016 ESC Guidelines on HF for device treatment. P. Ponikowski (Wroclaw, PL)	784
13:00	Cardiac resynchronization therapy: getting the best out of the machine! W. Mullens (Genk, BE)	785
13:15	Continuous pulmonary artery pressure monitoring for the treatment of heart failure. B. Assmus (Frankfurt / Main, DE)	786
13:30	Mechanical circulatory support: stepping into the limelight. N. Uriel (Chicago, US)	787

AFTERNOON SESSIONS

14:15 - 15:45 Symposium HUGO

How the results of recent randomized clinical trials will impact our practice

Chairpersons: K. Swedberg (Goteborg, SE); G.S. Filippatos (Athens, GR)

14:15	A TRUE tale of early vasodilator therapy in acute heart failure. M. Packer (Dallas, US)	788
14:37	STICH – The best revascularisation strategy in ischaemic cardiomyopathy is... ? M. Petrie (Glasgow, GB)	789
15:00	EMPAREG-OUTCOME - Sugar in, sugar out? M. Komajda (Paris, FR)	790
15:22	A SPRINT to better prevention of heart failure. M. Pfeffer (Boston, US)	791

14:15 - 15:45 HFA Focus session MONET

Management of comorbidities in chronic heart failure



Chairpersons: L. Tavazzi (Cotignola, IT); C. O'Connor (Durham, US)

Mobile App - Voting

14:16	Sleep apnea. M.R. Cowie (London, GB)	792
14:35	Sleep apnea - Panel discussion. F. Cosentino (Stockholm, SE); L.M. Hill (Co.Antrim, GB); H. Tsutsui (Fukuoka, JP); O. Pfister (Basel, CH)	793
14:45	Diabetes. K. McDonald (Dublin, IE)	794
15:05	Diabetes - Panel discussion. F. Cosentino (Stockholm, SE); L.M. Hill (Co.Antrim, GB); H. Tsutsui (Fukuoka, JP); O. Pfister (Basel, CH)	795
15:15	Severe renal dysfunction. P. Rossignol (Vandoeuvre Les Nancy, FR)	796
15:35	Severe renal dysfunction - Panel discussion. L.M. Hill (Co.Antrim, GB); H. Tsutsui (Fukuoka, JP); O. Pfister (Basel, CH); F. Cosentino (Stockholm, SE)	797

14:15 - 15:45 Special Session ZOLA

The year's best papers on heart failure European Heart Journal / European Journal of Heart Failure / ESC- Heart Failure



Chairpersons: M. Metra (Brescia, IT); S.D. Anker (Göttingen, DE)

This session will outline the best articles published last year in Eur Heart J, Eur J Heart Failure and ESC- Heart Failure regarding in the different areas of heart failure research

14:15	Imaging. S. Solomon (Boston, US)	798
14:37	Biomarkers. A. Mebazaa (Paris, FR)	799
15:00	Medical therapy. P. Ponikowski (Wrocław, PL)	800
15:22	Devices. K. Dickstein (Stavanger, NO)	801

AFTERNOON SESSIONS

14:15 - 15:45

Symposium

RENOIR

New home-based strategies to improve physical exercise in heart failure patients

Chairpersons: S. Adamopoulos (Athens, GR); I. Ekman (Goteborg, SE)

- | | | |
|-------|---|-----|
| 14:15 | Home-based rehabilitation.
M.F. Piepoli (Piacenza, IT) | 802 |
| 14:37 | Barriers and facilitators of adherence to physical activity.
E. Plotrowicz (Warsaw, PL) | 803 |
| 15:00 | Beyond 'Pokemon-go': using games to get more active.
T. Jaarsma (Norrkoping, SE) | 804 |
| 15:22 | Yoga.
A. Stromberg (Linkoping, SE) | 805 |

14:15 - 15:45

Special Session

MATISSE

50th anniversary of heart transplantation



Chairpersons: F. Ruschitzka (Zurich, CH); M.G. Crespo-Leiro (La Coruna, ES); L.H. Lund (Stockholm, SE)

- | | | |
|-------|--|-----|
| 14:15 | Contemporary outcomes after heart transplantation and left ventricular assist systems.
L.H. Lund (Stockholm, SE) | 806 |
| 14:37 | Where are the limits to heart transplantation?
A. Carpentier (Paris, FR) | 807 |
| 15:00 | Are ventricular systems the future?
M. Mehra (Boston, US) | 808 |
| 15:22 | Will we be able to abolish or cure heart failure?
E. Braunwald (Boston, US) | 809 |

14:15 - 15:45

Young Investigators Awards Abstracts

AGORA 2

Young Investigator Award: Basic Science and Translational Science



Chairpersons: Z. Papp (Debrecen, HU); B. Casadei (Oxford, GB)

Judges: L.V. Van Laake (Utrecht, NL); D. Hilfiker-Kleiner (Hannover, DE); B. Meder (Heidelberg, DE); A.M. Shah (London, GB); S. Germain (Paris, FR)

The Young Investigator Award session is a competition designed for presenters who are 35 or under. Finalists will present their research in oral sessions, moderated by two chairpersons and judged by a panel of experts who will determine a First Prize Winner and two Runners-Up.

- | | | |
|-------|---|-----|
| 14:15 | The dimer interface of ERK1/2 provides a potential strategy for selective inhibition of pathological cardiac hypertrophy
A. Tomasovic, S. Kramer, M. Huemmert, H.A. Katus, O. Mueller, K. Lorenz (Wuerzburg, Heidelberg and Dortmund, DE) | 810 |
| 14:30 | Hypercontractile heart and delayed cardiomyopathy in mice with cardiac-specific ablation of the R1alpha subunit of cAMP-dependent protein kinase
I. Bedioun, S. Karam, A. Varin, M. Gandon-Renard, P. Lechene, D. Mika, P. Mateo, G. Pidoux, J. Leroy, C. Stratakis, J.J. Mercadier, J.P. Benitah, A.M. Gomez, R. Fischmeister, G. Vandecasteele (Châtenay-Malabry, FR; Bethesda, US) | 811 |
| 14:45 | Rac1 regulates mineralocorticoid receptor mediated pro-fibrotic remodeling through I1beta hydroxysteroid dehydrogenase type 2
D. Lavall, N. Jacobs, A. Kazakov, U. Laufs, M. Boehm (Homburg, DE) | 812 |

AFTERNOON SESSIONS

14:15 - 15:45

Young Investigators Awards Abstracts

AGORA 2

Young Investigator Award: Basic Science and Translational Science (continued)



- | | | |
|-------|--|-----|
| 15:00 | Supercomplex-dependent improvements in mitochondrial function with the mitochondria-targeting peptide elamipretide
J.B. Perry, E.M. Sullivan, M.E. Allen, A.B. Bandara, F. Moukdar, B.L. Stauffer, S.R. Shaikh, D.A. Brown (Blacksburg, VA, Greenville and Denver, CO, US) | 813 |
| 15:15 | Accumulation of 5-oxoproline in myocardial dysfunction and the protective effects of OPLAH
A. Van Der Pol, A. Gil, H.H. Sillje, J. Tromp, E. Ovchinnikova, I.J. Domian, B. Van De Sluis, J.M. Van Deursen, A.A. Voors, D.J. Van Veldhuisen, E. Berezikov, P. Van Der Harst, R.A. De Boer, R. Bischoff, P. Van Der Meer (Groningen, NL; Boston and Rochester, US) | 814 |
| 15:30 | Investigation of myocardial sarcomerodynamics and myocardial sarcomeric protein alterations in a rodent model of physiological hypertrophy
A. Olah, B. Bodi, J. Tamas, M. Torok, C. Matyas, A. Lux, D. Kellermayer, M. Ruppert, A.A. Sayour, B. Barta, E. Urban, K. Stark, B. Merkely, Z. Papp, T. Radovits (Budapest and Debrecen, HU) | 815 |

15:45 - 16:30

Moderated Poster

Moderated Poster Area

Moderated Poster session 3 - Diagnosis

Chairpersons: R. Isnard (Paris, FR); E. Platz (Boston, US)

- | | | |
|-------|--|-----|
| 15:45 | Biomarker profiling in heart failure with mid-range ejection fraction
P. Moliner, J. Lupon, J. Barallat, M. De Antonio, J. Nunez-Villota, M. Domingo, E. Zamora, S. Altimir, C. Pastor, M. Rodriguez, M. Boldo, M. Puertas, M.I. Troya, V. Diaz, A. Bayes-Genis (Badalona and Valencia, ES) | 816 |
| 15:50 | Cardiac123I-mIBG scintigraphy as a gatekeeper for ICD implantation?
D.O. Verschure, J.R. De Groot, S. Mirzaei, O. Gheysens, K. Nakajima, B.L.F. Van Eck - Smit, G.A. Somsen, H.J. Verberne (Amsterdam, NL; Vienna, AT; Leuven, BE) | 817 |
| 15:56 | Enhanced insulin clearance in advanced non-diabetic heart failure
V. Melenovsky, J. Benes, A. Tura, B. Borlaug, K. Kovar, T. Pelikanova (Prague, CZ; Padua, IT; Rochester, US) | 818 |
| 16:01 | Lifelong arrhythmic risk stratification in arrhythmogenic right ventricular cardiomyopathy: distribution of events and impact of periodical reassessment
C. Cappelletto, D. Stolfo, A. De Luca, B. Pinamonti, G. Barbati, A. Pivetta, M. Gobbo, F. Brun, M. Merlo, G. Sinagra (Trieste, IT) | 819 |
| 16:07 | An individual patient data meta-analysis of outcomes in 4 randomized double-blind trials of iron-deficient patients with HFREF and renal dysfunction treated with IV ferric carboxymaltose
P. Ponikowski, I.C. Macdougall, M. Bohm, J. Comin Colet, G. Filippatos, B. Roubert, D.J. Van Veldhuisen, S.D. Anker (Wroclaw, PL; London, GB; Homburg/Saar and Gottingen, DE; Barcelona, ES; Athens, GR; Glattbrugg, CH; Groningen, NL) | 820 |
| 16:13 | Baseline characteristic and prognosis of patients with cardiac amyloidosis referred in the French Amyloidosis Expert Center.
T. Damy, A. Galat, S. Rouffiac, J. Badie, S. Guendouz, M. Kharoubi, K. Ayad, N. De Nadai, V. Plante-Bordeneuve, F. Lebras, F. Amiot, C. Radu, L. Hittinger, D. Bodez (Creteil, FR) | 821 |
| 16:18 | Cardiac biomarkers dynamics in amateur marathon runners
E. Roca, J. Lupon, L. Nescolarde, J. Lupon, J. Barallat, C. Pastor, A. Bayes-Genis (Barcelona and Badalona, ES) | 822 |
| 16:24 | Brain natriuretic peptide improves risk stratification of EuroSCORE II in cardiac surgery: beyond statistical significance, clinical relevance
L.S. Nguyen (Neuilly sur Seine, FR) | 823 |

AFTERNOON SESSIONS

15:45 - 16:30

Clinical Case Posters

Moderated Poster Area

Clinical Case Corner 3 - Metabolic issues in heart failure: don't forget periphery!

Chairpersons: C.Tschoepe (Berlin, DE); S.P.Welch (London, GB)

15:45	Acute right heart failure in thyroid storm: warranting early thyroidectomy O. Abou Hassan (Beirut, LB)	824
15:50	It is possible to avoid an ICD implantation with empagliflozine? J. Morgado (Seville, ES)	825
15:56	Simultaneous anterior and inferior ST segment elevation during hypoglycemia: myocardial infarction or Tako-tsubo cardiomyopathy? S. Ferretto (Arzergrande, IT)	826
16:01	Metabolic cardiomyopathy with heart failure: a late, reversible complication of bariatric surgery. G. Pela (Parma, IT)	827
16:07	An unusual cause of dilated cardiomyopathy A. Mendez Fernandez (Barcelona, ES)	828
16:13	Diabetes, deafness and hypertrophic cardiomyopathy: is it just a coincidence? V. Rial Baston (Madrid, ES)	829
16:18	Case of acute decompensation in patient with diastolic left ventricular dysfunction and extraordinary obesity O. Vasylenko (Kyiv, UA)	830
16:24	Over-correction of symptomatic hyponatremia in chronic HF that required specific therapeutic adjustments against possible osmotic demyelination syndrome. An apparently counterintuitive approach. R. De Vecchis (Naples, IT)	831

15:50 - 16:25

Special Event

HFA Stand

Award Ceremony



Join us on the HFA Stand to congratulate this year's winners!

We will announce the results of the Award Sessions:

- Nursing Investigator Awards
- Young Investigator Awards: Clinical
- Young Investigator Awards: Basic Science
- Clinical Case Awards

AFTERNOON SESSIONS

15:55 - 16:25

Satellite Symposium - Experts on the Spot

AGORA 1

Optimising treatment of heart failure – Where are we today? Sponsored by Novartis

Chairperson: F. Ruschitzka (Zurich, CH)

To provide an open forum for the expert discussion of questions from the audience on topics and themes of interest to the delegates, with a focus on:

- *How emerging key data supporting a variety of novel therapies under evaluation in acute heart failure (AHF) may help to address unmet treatment needs in acute heart failure (AHF)*
- *How to manage contemporary treatments in heart failure with reduced ejection fraction (HFrEF)*

15:55	Welcome and introductions. F. Ruschitzka (Zurich, CH)	832
15:57	Audience question and answers on acute heart failure and chronic heart failure. J.R. Teerlink (San Francisco, US); J.J.V. McMurray (Glasgow, GB)	833
16:23	Summary and key learnings. F. Ruschitzka (Zurich, CH)	834

15:55 - 16:25

Satellite Symposium - Experts on the Spot

AGORA 2

Role of biomarkers to prevent heart failure development in diabetes patients Sponsored by Roche Diagnostics International Ltd.

Chairperson: N. Sattar (Glasgow, GB)

The PONTIAC study tested a primary preventive effect of combined neurohumoral therapy against hospitalization or death due to cardiac disease in patients with type 2 diabetes mellitus. Patient pre-selection using NTproBNP concentration appears to identify diabetes patients who will benefit from neurohumoral therapy. The lack of any side effects requiring hospitalization during the study allows us to conclude that targeted blocking of neurohumoral activation in these patients is effective and safe.

15:55	Role of biomarkers to prevent heart failure development in diabetes patients. M. Huelsmann (Vienna, AT)	835
16:10	Q&A (open discussion).	836

AFTERNOON SESSIONS

16:30 - 18:00

Debate

HUGO

The Grand Debate I: Nephilysin inhibitor - Vasodilators



Chairpersons: E. Braunwald (Boston, US); G.S. Filippatos (Athens, GR)

Mobile App - Voting

LCZ 696 (Sacubitril/Valsartan)

16:31	Ready for prime time as first-line therapy ? Introduction. E. Braunwald (Boston, US)	837
16:40	Ready for prime time as first-line therapy? PRO. J.J.V. McMurray (Glasgow, GB)	838
16:50	Ready for prime time as first-line therapy ? CONTRA. M. Jessup (Boston, US)	839
17:00	Rebuttal - PRO. J.J.V. McMurray (Glasgow, GB)	840
17:03	Rebuttal - CONTRA. M. Jessup (Boston, US)	841
17:06	Grand finale. E. Braunwald (Boston, US)	842

Vasodilators in acute heart failure

17:15	Vasodilators in acute heart failure – The end of the beginning or the beginning of the end. Introduction. G.S. Filippatos (Athens, GR)	843
17:25	Vasodilators in acute heart failure: the end of the beginning. M. Packer (Dallas, US)	844
17:35	Vasodilators in acute heart failure: the beginning of the end. A. Mebazaa (Paris, FR)	845
17:45	Rebuttal - PRO - by M Packer. M. Packer (Dallas, US)	846
17:48	Rebuttal - CONTRA - by A Mebazaa. A. Mebazaa (Paris, FR)	847
17:51	Grand finale. G.S. Filippatos (Athens, GR)	848

16:30 - 18:00

Symposium

MONET

Heart failure patients with comorbidities

Chairpersons: P. Ponikowski (Wroclaw, PL); A.J.S. Coats (Coventry, GB)

16:30	Diabetes. G.M.C. Rosano (London, GB)	849
16:52	Chronic obstructive pulmonary disease. A.W. Hoes (Utrecht, NL)	850
17:15	Atrial fibrillation. D. Kotecha (Birmingham, GB)	851
17:37	Arterial hypertension. S. Taddei (Pisa, IT)	852

AFTERNOON SESSIONS

16:30 - 18:00 Symposium ZOLA

Practical recommendations for the clinician. How to treat...

Joint session with the Heart Failure Society of America and the Japanese Heart Failure Society



Chairpersons: H. Tsutsui (Fukuoka, JP); M. Mehra (Boston, US); P. Seferovic (Belgrade, RS)

16:30	Asymptomatic left ventricular dysfunction. T. Inomata (Minato-Ku, JP)	853
16:48	The HFmidRange EF patient with comorbidities. C. Yancy (Chicago, US)	854
17:06	Chronic heart failure with hyponatremia. N. Sato (Kawasaki, JP)	855
17:24	Recently hospitalised patient with congestion. V.-P. Harjola (Helsinki, FI)	856
17:42	A patient with advanced heart failure. R.C.S. Starling (Cleveland, US)	857

16:30 - 18:00 Symposium RENOIR

Emergencies in peripartum cardiomyopathy

Chairpersons: F. Mouquet (Lille, FR); M. Petrie (Glasgow, GB)

Cardiomyopathy

World Congress on Acute Heart Failure

16:30	Early diagnosis is critical. A. Mbakwem (Lagos, NG)	858
16:52	Acute management. J. Bauersachs (Hannover, DE)	859
17:15	Lessons from the HFA international registry. K. Sliwa-Hahnle (Cape Town, ZA)	860
17:37	Discharge recommendations. P. Van Der Meer (Groningen, NL)	861

16:30 - 18:00 How-to Session MATISSE

Management of heart failure is an art: what to do when the Guidelines provide no clear answer?

Chairpersons: E.A. Jankowska (Wroclaw, PL); A.R. Lyon (London, GB)

This session is based on clinical cases that will be presented on a virtual and interactive patient simulator!

16:30	Young decompensated patient with constrictive pericarditis. M.M. Fraczek-Jucha (Krakow, PL)	862
16:45	Expert commentary.	863
17:00	Mysterious myocarditis in a young patient. H.E.V. Tolppanen (Helsinki, FI)	864
17:15	Expert commentary.	865
17:30	Heart transplantation in a HIV-positive patient. G. Baudry (Charenton, FR)	866
17:45	Expert commentary.	867

AFTERNOON SESSIONS

16:30 - 18:00 Symposium PIAF

Sleep disordered breathing and heart failure – Time to rethink?

Chairpersons: FR. Heinzel (Berlin, DE); L.W. Van Laake (Utrecht, NL)

Basic Science - Translational

16:30	Pathophysiology of sleep-disordered breathing. P. Levy (Grenoble, FR)	868
16:52	Randomized trials in heart failure and sleep apnea. M.R. Cowie (London, GB)	869
17:15	The “CPAP rebound” phenomenon. To be announced	870
17:37	Can preclinical models solve the dilemma? D. Linz (Adelaide, AU)	871

16:30 - 18:00 Symposium AGORA I

Cardiorenal cross-roads

In collaboration with the French Working Group of Heart Failure and Cardiovascular and Renal trialists



Chairpersons: M.R. Costanzo (Naperville, US); E. Gayat (Paris, FR)

16:30	Diuretic management: new opportunities. B. Pitt (Ann Arbor, US)	872
16:52	Heart failure in dialyzed patients. P. Rossignol (Vandoeuvre Les Nancy, FR)	873
17:15	Kidney failure and cardiogenic shock. J. Lassus (Espoo, FI)	874
17:37	Case presentation with discussion. J.-N. Trochu (Nantes, FR)	875



16:30 - 18:00 Rapid Fire Abstract AGORA 2

Rapid Fire 3 - Acute heart failure - From diagnosis to prognosis

Chairpersons: N.Aissaoui (Paris, FR); A. Maisel (Solana Beach, US)

Rapid fire abstract sessions are dynamic and interactive presentations of related topic abstracts. Presentation slides and ePosters will be available for further consultation on the Scientific Programme & Planner

16:30	The changing non-cardiovascular comorbidity profile of patients hospitalized with heart failure: Insights from the Get With The Guidelines-Heart Failure registry A. Sharma, X. Zhao, B.G. Hammill, A.F. Hernandez, G.C. Fonarow, G.M. Felker, C. Yancy, P.A. Heidenreich, J.A. Ezekowitz, A.D. Devore (Durham, Los Angeles, Chicago and Palo Alto, US; Edmonton, CA)	876
16:36	In hospital changes in natriuretic peptide levels and prediction of outcomes in patients with preserved versus reduced ejection fraction hospitalized for acute decompensated heart failure K. Salah, Y.M. Pinto, L.W. Eurlings, P. Bettencourt, M. Metra, J.M. Pimenta, A. Bayes-Genis, V. Verdiani, S. Stienen, J.G. Tijssen, W.E. Kok (Amsterdam and Venlo, NL; Porto, PT; Brescia and Florence, IT; Badalona (Barcelona), ES)	877
16:42	Bio-ADM: a novel marker of congestion in patients with acute heart failure D. Kremer, B.G. Demissei, J. Rubio-Gracia, J. Struck, A. Bergmann, J.M. Ter Maaten, J.G. Cleland, M. Metra, G. Cotter, B.A. Davison, M.M. Givertz, K. Damman, D.J. Van Veldhuisen, A.A. Voors (Groningen, NL; Zaragoza, ES; Henningsdorf, DE; London, GB; Brescia, IT; Durham and Boston, US)	878

AFTERNOON SESSIONS

16:30 - 18:00

Rapid Fire Abstract

AGORA 2

Rapid Fire 3 - Acute heart failure - From diagnosis to prognosis (continued)

- 16:48 **Increases in natriuretic peptides precede heart failure hospitalization in patients with a recent coronary event and type 2 diabetes** 879
 B. Claggett, E. Wolsk, M.A. Pfeffer, R. Diaz, K. Dickstein, H.C. Gerstein, L.V. Kober, F.C. Lawson, E.F. Lewis, A.P. Maggioni, J.V. McMurray, J.L. Probstfield, M.C. Riddle, S.D. Solomon, J.-C. Tardif (Boston, Bridgewater, NJ; Seattle and Portland, US; Copenhagen, DK; Rosario, AR; Stavanger, NO; Hamilton and Montreal, CA; Florence, IT; Glasgow, GB)
- 16:54 **The continuous conundrum of hyponatremia in acute heart failure: from depletion to dilution, different phases for different outcomes** 880
 G. Ruocco, F.H. Verbrugge, R. Nuti, A. Palazzuoli (Siena, IT; Genk, BE)
- 17:00 **Clinical characteristics and predictors of one-year outcome in patients hospitalized for heart failure: results from the Polish part of the ESC-HF-Pilot and ESC-HF-LT Registries** 881
 S. Borodzicz, P. Balsam, K. Ozieranski, M. Peller, A. Tyminska, A. Kaplon-Cieslicka, M. Marchel, J. Drozd, G. Opolski, M. Grabowski (Warsaw and Lodz, PL)
- 17:06 **Hospitalization for heart failure in stable coronary artery disease outpatients: determinants, role of interim myocardial infarction, and prognosis** 882
 N. Lamblin, T. Meurice, O. Tricot, P. De Groote, G. Lemesle, C. Bauters (Lille and Dunkerque, FR)
- 17:12 **Not all acute heart failure syndromes are the same: de novo acute heart failure vs. acutely decompensated chronic heart failure.** 883
 J.-H. Lee, D.H. Bae, K.K. Hwang, M.C. Cho (Cheongju, KR)
- 17:18 **Acutely decompensated heart failure with preserved and reduced ejection fraction present with comparable hemodynamic congestion** 884
 L.N.L.C. Van Aelst, M. Arrigo, R. Placido, E. Akiyama, N. Girerd, F. Zannad, P. Manivet, P. Rossignol, M. Badoz, M. Sadoune, J.M. Launay, E. Gayat, A. Cohen-Solal, A. Mebazaa, M.F. Seronde (Leuven, BE; Zurich, CH; Lisbon, PT; Yokohama, JP; Nancy, Paris and Besancon, FR)
- 17:24 **True worsening renal function identifies patients with acute heart failure with an ominous outcome** 885
 M. Sokolski, R. Zymliński, J. Biegus, P. Siwolowski, S. Nawrocka-Millward, J.M. Krzysztofik, E.A. Jankowka, W. Banasiak, P. Ponikowski (Wroclaw, PL)
- 17:30 **Functional mitral regurgitation predicts short-term adverse events in acute heart failure patients with reduced left ventricular ejection fraction** 886
 R. De La Espriella Juan, E.S. Enrique Santas, G.M. Gema Minana, A.M. Anna Mollar, E.V. Ernesto Valero, S.G.B. Sergio Garcia-Blas, J.S. Juan Sanchis, S.M. Salvador Morell, J.N. Julio Nunez (Valencia, ES)
- 17:36 **High serum bilirubin is associated with short-term mortality following a myocardial infarction complicated by heart failure and/or left ventricular systolic dysfunction** 887
 Z. Frikha, J.P. Ferreira, E. Bozec, J.J. McMurray, B. Pitt, K. Dickstein, P. Rossignol, F. Zannad, N. Girerd (Vandoeuvre-les-Nancy, FR; Glasgow, GB; Ann Arbor, US; Stavanger, NO)
- 17:42 **CHADS2-T2 - a new risk score to predict acute decompensated heart failure in patients with atrial fibrillation** 888
 J.B. Augusto, M. Borges Dos Santos, D. Roque, D. Faria, H. Ferreira, J. Urzal, C. Santos, C. Morais (Amadora and Leiria, PT)
- 17:48 **Prognostic impact of right ventricular function in acute heart failure** 889
 C. Daneluzzi, D. Stolfo, M. Merlo, C. Faggioli, G. Barbati, A. Scagnetto, V. De Paris, P. Lesizza, S. Albani, P. Gentile, J. Cristallini, B. Ortis, S. Franco, A. Di Lenarda, G. Sinagra (Trieste, IT)
- 17:54 **Early post-discharge ST2 and NTproBNP for predicting 30-day heart failure readmission in a very old and co-morbid population with predominantly HFpEF** 890
 C. Pacho, M. Domingo, R. Nunez, J. Lupon, E. Revuelta, J. Barallat, P. Moliner, B. Gonzalez, M. Rodriguez, C. Rivas, V. Diaz, J. Santesmas, M. De Antonio, J. Tor, A. Bayes-Genis (Badalona, ES)

EVENING SESSIONS

18:15 - 19:15

Satellite Symposium

PIAF

How innovative percutaneous Ventricular Assist Device (pVAD) systems improve outcomes in cardiogenic shock and facilitate complete revascularization in high risk Percutaneous Coronary Intervention (PCI) patients
Sponsored by Abiomed GmbH

Chairpersons: G.D. Dangas (New York, US); C.S. Spaulding (Suresnes, FR)

Science of hemodynamics & clinical relevance - The role of ventricular unloading in heart recovery - Early patient selection improves outcomes in cardiogenic shock - Hemodynamic stabilization to facilitate complete revascularization

- | | | |
|-------|---|-----|
| 18:15 | The Science of hemodynamics and clinical relevance.
A. Schaefer (Hannover, DE) | 891 |
| 18:30 | The role of ventricular unloading in heart recovery.
C. Schulze (Jena, DE) | 892 |
| 18:45 | Early patient selection improve outcomes in cardiogenic shock.
J.E. Moller (Odense, DK) | 893 |
| 19:00 | Hemodynamic stabilization to facilitate complete revascularization.
J.M. Sinning (Bonn, DE) | 894 |

SUNDAY

POSTER SESSIONS

SUNDAY
POSTERS



Also Today

CARDIOPULMONARY RESUSCITATION WORKSHOPS

Resuscitate your life saving skills: learn the latest CPR guidelines with qualified ERC instructors.

Visit our stand next to room HUGO and register for free!

08:30 - 10:00 & 14:15 - 15:45: CPR-AED Refresher workshop

Participants are able to demonstrate the algorithm for professional Basic Life Support according to the actual ERC Guidelines (2015).

11:00 - 12:30 & 16:30 - 18:00: Advanced CPR skills workshops

Participants learn to take a team leader role in a resuscitation scenario and demonstrate the universal algorithm for Advanced Life Support according to the actual ERC Guidelines (2015).



POSTER SESSION 2

08:30 - 18:00

Poster Session 2

Poster Area

Acute heart failure

- Immune-mediated inflammation and acute left ventricular failure in myocardial infarction** P896
A.R. Babaeva, A.A. Tarasov, S.I. Davydov, M.A. Gordeeva, A.L. Emelyanova (Volgograd, RU)
- The chloride theory, a unifying hypothesis for renal handling and body fluid distribution in heart failure pathophysiology** P897
H. Kataoka (Oita, JP)
- Risk factors and outcomes of hospital-acquired heart failure in medical patients with no pre-existing cardiac dysfunction** P898
V. Kittipibul, P. Torvorapanit, S. Gonlanchanvit, A. Ariyachaipanich (Bangkok, TH)
- Biological variation of extracellular matrix biomarkers in patients with stable chronic heart failure** P899
T. Taeger, H. Froehlich, A. Corletto, H.A. Katus, L. Frankenstein (Heidelberg, DE)
- Clinical and analytical patterns and the different mechanisms of cardiorenal syndrome.** P900
H. De Barros Viegas, P. Freitas, G. Amaral Mendes, B. Lobao, S. Marques (Setúbal, PT)
- Demographics, prognostic variables and clinical outcomes in patients with heart failure with mid range ejection fraction (HFmrEF)** P901
J. Webb, J. Draper, T. Teall, E. Bolca, L. Fovargue, S. Rivolo, R. Rajani, S. Piper, A. Mcdiarmid, S. Kapetanakis, T. Mcdonagh, R. Razavi, G. Carr-White (London, GB)
- Relationship between high admission glucose and in-hospital heart failure in patients with AMI** P902
S. Chimed, B. Khuyag (Ulaanbaatar, MN)
- Is hypokalaemia during acute exacerbations of heart failure preventable or predictable?** P903
D. O'hare, C. O'connor, Z. Coyne, G. Balan, C. Macsweeney, K. Tuite, J. Fay, R. Murphy, C. Daly (Dublin, IE)
- Role of extracorporeal membrane oxygenation in acute myocardial infarction complicated by cardiogenic shock** P904
H.W. Lee, J.W. Park, J.H. Ahn, J.S. Park, J.H. Oh, J.H. Choi, H.C. Lee, K.S. Cha, T.J. Hong, J.C. Choi, S.H. Lee, D.Y. Kim, J.Y. Shin (Busan, KR)
- Outcomes of VA ECMO in cardiogenic shock - Bridging to recovery, ventricular assist device and transplantation** P905
S. Jaamaa-Holmberg, B. Salmela, R. Suojaranta-Ylinen, K. Lemstrom, J. Lommi (Helsinki, FI)
- Acute heart failure in the real world: are elderly patients managed in accordance to current guidelines? Data from the ATHENA registry** P906
A. Pratesi, S. Baldasseroni, S. Parlapiano, A. Herbst, A. Berni, G. Ciuti, A.C. Baroncini, C. Ghiara, G. Baglioni, L. Poggesi, A. Moggi Pignone, L. Gabbani, C. Nozzoli, N. Marchionni, F. Orso (Florence, IT)
- Protocol of the IMPACT-study: Improve Management of Heart Failure with Procalcitonin** P907
M. Mockel, A. Slagman, J. Searle, S. Ebmeyer, J.C. Wiemer, J.O. Vollert, A. Maisel (Berlin and Hennigsdorf, DE; San Diego, US)
- Noninvasive ventilation in acute cardiogenic pulmonary edema** P908
M.J. Vieira, L. Reis, P. Dinis, M. Madeira, J. Ribeiro, A. Fernandes, F. Caetano, M. Alves, R. Teixeira, C. Lourenco, L. Goncalves (Santarém, PT)
- Acute heart failure in the elderly: real world evidence from the ATHENA registry.** P909
A. Herbst, F. Orso, S. Parlapiano, A. Pratesi, F. Bacci, G. Ciuti, A. Berni, A. Crociani, A.C. Baroncini, C. Nozzoli, L. Poggesi, A. Moggi Pignone, L. Gabbani, N. Marchionni, S. Baldasseroni (Florence, IT)
- Safety and effectiveness of oral rivaroxaban versus standard anticoagulation for the treatment of acute pulmonary embolism: a propensity-matched analysis of 478 patients** P910
P. Freitas, A.R. Santos, A. Oliveira, M. Goncalves, A. Santos, J. Oliveira, M. Gago, R. Mamede, D. Correia, N. Vale, J. Mesquita, M. Castro, J. Brito, J. Ferreira, M. Mendes (Lisbon, PT)
- The patient view of hospitalisation with acute heart failure. Results from a qualitative study of the acute heart failure pathway.** P911
J. Riley, C. Keane, M. Walshe, J. Gallagher, P. Kalra, M. Cowie, M. Ledwidge, K. Mcdonald (London and Portsmouth, GB; Dublin, IE)

- Worsening renal function during hospital stay following acute heart failure is associated with decreased venous congestion** P912
E. Akiyama, L.N.L. Van Aelst, M. Arrigo, J. Motiejunaite, E. Gayat, M.F. Seronde, A. Mebazaa (Paris and Besançon, FR; Leuven, BE; Zurich, CH)
- Dopamine is associated with the worst outcome among inotropes used in acute heart failure: observations from the ESC-HF-LT registry** P913
A. Mebazaa, J. Motiejunaite, E. Gayat, E. Akiyama, M.G. Crespo-Leiro, L.H. Lund, A.P. Maggioni, O. Chioncel, F. Ruschitzka, G. Filippatos (Paris, FR; La Coruna, ES; Stockholm, SE; Florence, IT; Bucharest, RO; Zurich, CH; Athens, GR)
- A novel therapeutic approach with additional tolvaptan for the patients with hypoalbuminemia or proteinuria.** P914
K. Takagi, N. Sato, N. Sato, S. Shigihara, S. Shigihara, S. Ishihara, S. Ishihara, W. Shimizu, W. Shimizu (Kanagawa and Tokyo, JP)
- Long-term sacubitril/valsartan therapy improved central pulse wave parameters in patients with stable heart failure with reduced ejection fraction** P915
Z. Kobalava, S. Villevalde, O. Lukina, L. Babaeva, I. Meray (Moscow, RU)
- Clinical profile and symptom status at discharge among patients hospitalized for heart failure; an analysis of the RO-AHFS registry** P916
E.-L. Antohi, M. Chivulescu, C. Radulescu, R.I. Radu, C. Macarie, A. Ambrosy, S. Collins, M. Gheorghiadu (Bucharest, RO; Stanford, Nashville, TN and Chicago, US)
- Prognostic value of mid-range ejection fraction in patients with acute coronary syndrome and heart failure** P917
R.M. Agra Bermejo, A. Cordero, J.M. Garcia Acuna, I. Gomez Otero, A. Varela Roman, I. Gomez Otero, M. Rodriguez Manero, J.R. Gonzalez Juanatey (Santiago de Compostela and Alicante, ES)
- The POP-HF score to predict heart failure expression in patients after coronary artery bypass grafting: A substudy of the POP study** P918
P. Mitrovic, B. Stefanovic, M. Radovanovic, N. Radovanovic, D. Rajic, G. Matic, I. Subotic, N. Mitrovic, N. Mijic (Belgrade, RS)
- Fate of acute heart failure patients with mid-range ejection fraction** P919
H.B. Gwag, G.Y. Lee, J.O. Choi, E.S. Jeon, J.Y. Lee, E.S. Ju (Seoul, KR)
- Mean platelet volume / platelet count ratio at discharge: a new tool to predict hospitalization for de novo acute heart failure** P920
D. Candeias Faria, J.B. Augusto, M. Borgues Dos Santos, D. Roque, H. Ferreira, J. Urzal, C. Santos, C. Morais (Amadora and Leiria, PT)
- Elevated heart rate at discharge is associated with worse long-term cardiovascular outcomes among patients hospitalized for acute heart failure** P921
A. Ravera, C. Giacopini, V. Carubelli, E. Sciatti, C.M. Lombardi, M. Metra (Brescia, IT)
- Hemoconcentration during hospitalization is associated with better outcomes in patients with decompensated heart failure** P922
A. Klimenko, S. Villevalde, Z. Kobalava (Moscow, RU)
- Nutritional risk index predicts 1 year mortality in patients with acute decompensated heart failure** P923
J.Y. Cho, K.H. Kim, H.Y. Lee, E.S. Jeon, M.S. Kim, J.J. Kim, K.K. Hwang, S.C. Chae, S.H. Baek, S.M. Kang, D.J. Choi, B.S. Yoo, H.Y. Park, M.C. Cho, B.H. Oh (Gwangju, Seoul, Cheongju, Daegu, Seongnam, Wonju and Osong, KR)
- Congestion trajectories and long-term outcomes in acute heart failure evaluated by chest radiographic congestion score** P924
M.K. Kobayashi, M.W. Watanabe, Y.I. Ito, Y.I. Iwasaki, A.Y. Yamashina (Tokyo, JP)
- Peak exercise oxygen uptake predicts recurrent admissions in heart failure with preserved ejection fraction** P925
P. Palau Sampio, E. Dominguez Mafe, J.M. Ramon Ferrandis, L. Lopez, J. Melero Lloret, J. Gonzalez, R. Heredia, A. Bellver, E. Santas Olmeda, E. Valero Picher, E. Nunez Botero, F.J. Chorro, J. Nunez Villota (Castellón and Valencia, ES)

- Mortality risk of patients with heart failure with mid-range ejection fraction following a hospitalization with acute heart failure** P926
I. Cardells Beltran, E. Santas Olmeda, A. Paya Chaume, R. Heredia Cambra, D. Escribano Alarcon, G. Minana Escriba, A. Bayes Genis, J. Lupon Roses, J. Sanchis Fores, F.J. Chorro Gasco, J. Nunez Villota (Valencia and Barcelona, ES)
- Serum potassium levels and 6-month mortality in acute heart failure** P927
J. Gummel, R. Farcasan, J. Parra, A. Paya, R. Heredia, G. Minana, I. Cardells, A. Mollar, E. Santas, S. Garcia-Blas, E. Valero, F.J. Chorro, J. Sanchis, J. Nunez (Valencia, ES)
- N-terminal pro-B-type natriuretic peptide is no related with prognosis in patients hospitalized for heart failure with mid-range ejection fraction. The REDINSCOR II Registry.** P928
I. Gomez Otero, A. Varela-Roman, R. Agra Bermejo, A. Ferrero-Gregori, D. Pascual-Figal, J. Delgado Jimenez, J. Alvarez Garcia, F. Worner Diz, F. Fernandez Aviles, R. Vazquez Garcia, M. Rivera, J. Cinca, J.R. Gonzalez-Juanatey (Santiago de Compostela, Barcelona, Murcia, Madrid, Lleida, Cadiz and Valencia, ES)
- The association of baseline hyponatremia with ethnicity and gender in acute heart failure admissions** P929
V. Sunder, R. Alvarez, E. Carabelli, M. Weiner, E. Hamad (Philadelphia, US)
- Heart failure and preserved ejection fraction: clinical and prognostic observation after long follow-up. (from the ABC-3 study on acute coronary syndrome)** P930
G. Berton, R. Cordiano, R. Palmieri, F. Cavuto, B. Segafredo, A. Cati, M. Centa, S. Cuckon, M. Pasquinnucci (Conegliano, Adria and Bassano, IT)
- In ADHF patients, difference between serum BNP on admission and the one that is detected at discharge predicts six- month mortality more reliably compared to BNP on admission** P931
R. De Vecchis, C. Ariano, G. Di Biase (Naples and Somma Vesuviana, IT)
- Transient versus persistent worsening renal function during hospitalization in acute heart failure: different phenotypes for different outcome** P932
G. Ruocco, R. Nuti, M. Beltrami, A. Giambelluca, C. Daniello, B. Franci, A. Palazzuoli (Siena, IT)
- Mean systolic blood pressure after admission for myocardial infarction is associated with one year mortality among elderly patients.** P933
B. Mouhat, C. Guenancia, M. Zeller, G. Cartigny, G. Porot, L. Lorgis, C. Toucas, M. Benalia, L. Rosier, C. Khalil, T. Pommier, Y. Cottin (Dijon, FR)
- Trends in gender differences in cardiac care and outcome after acute myocardial infarction in western Sweden** P934
E. Omerovic, O. Angeras, P. Petursson, I. Haraldsson, C. Dworeck, J. Odenstedt, D. Ioaness, P. Albertsson, B. Redfors (Gothenburg, SE)
- Dynamics of epidemiological characteristics of the prevalence of cardiovascular and some noninfectious diseases among the women of fertile age in Fergana Valley** P935
S. Lukmonov, O. Usmonov, I. Xaydarov, M. Usmonova, M. Rozikova, D. Mamedov, S.H. Shamsiyev, M. Turdikulova, M. Ismailov, A. Ismatov, E. Mirzakarimov, D. Toirova, G. Suyunova, N. Melikova, S. Mingbayeva (Tashkent, UZ)
- Prognostic role of cystatin C and other biomarkers in heart failure** P936
A. Tamburello, G. Carollo, G. Novo, F. Ricupati, S. Novo (Palermo, IT)
- Association between iron deficiency and post-discharge outcomes in patients hospitalized for heart failure** P937
M. Chivulescu, L. Antohi, I. Cosei, C. Radulescu, J. Butler, G. Tatu-Chitoiu, I.M. Coman, S.P. Collins, M. Gheorghiane, O. Chioncel (Bucharest, RO; Stony Brook, Nashville and Chicago, US)
- Adherence to treatment guidelines and its association with length of hospital stay for patients with decompensated heart failure and reduced ejection fraction** P938
G. Aucina, J. Motiejunaite, V. Juknevičius, D. Kablucko, E. Paleviciute, A. Montvilaite, E. Kavaliunaite, A. Mebazaa, A. Kavoliuniene, J. Celutkienė (Vilnius and Kaunas, LT; Paris, FR)
- ST-segment elevation in baseline electrocardiogram predicts mortality in cardiogenic shock** P939
T. Javanainen, H.E.V. Tolppanen, V.P. Harjola, J. Lassus, T. Tarvasmaki, M.S. Nieminen, J. Spinar, A. Sionis, M. Banaszewski, R. Jurkko (Helsinki, FI; Brno, CZ; Barcelona, ES; Warsaw, PL)

Characteristics of patients with acute heart failure according to new ESC guidelines derived-LVEF classification	P940
D. Logeart, T. Damy, R. Isnard, M. Saval, P. Degroote, F. Roubille, C. Tribouilloy, R. Trochu, F. Piccard, G. Roul, V. Bataille, N. Naccache (Paris, Creteil, Grenoble, Lille, Montpellier, Amiens, Nantes, Bordeaux-Pessac and Strasbourg, FR)	
Hypercapnia in patients admitted in the emergency department for acute decompensated heart failure	P941
D. Cabrita Roque, J. Augusto, A. Sachetti, D. Faria, A. Gaspar, L. Melo, T. Bernardo, J. Simoes, P. Magno, A. Oliveira Soares, C. Morais (Amadora, PT)	
Chitotriosidase enzyme can be a negative acute phase protein in acute heart failure unlike coronary artery diseases	P942
S. Cetin Sanlialp, M. Sanlialp (Denizli, TR)	
Advanced acute heart failure and ketogenic diet: a case series of a single centre initial experience	P943
J. Bejko, T. Bottio, M. Comisso, M. Carrozzini, V. Tarzia, E. Manzan, D. Gregori, F.P. Francini, G. Gerosa (Padua, IT)	
Frequency of etiological and precipitating factors in patients with acute de-compensated heart failure	P944
M. Rauf, K. Noman, M. Hafizullah (Peshawar, PK)	
Is pulse pressure associated with short-term re-admission after index hospitalisation for acute heart failure syndrome?	P945
L. Cowie, M. Pang, A. Sultan (Wigan, GB)	
Predictors of a longer length of stay in acute heart failure: a colombian experience	P946
C.I. Saldarriaga, J.S. Parada Zuluaga, A.M. Quintero, K. Marisancen Carrasquilla, A.M. Velez Granda, E.M. Canas, A.M. Agudelo (Medellin, CO)	
Is tako-tsubo cardiomyopathy induced during dobutamine stress echocardiography a high-risk situation?	P947
A. Kassongo, A. Kone, C. Bensouda, P. Meimoun, D. De Zuttere, H. Lardoux (Levallois Perret, Neuilly sur Seine, Compiègne and Paris, FR)	
Persistent diastolic dysfunction following st elevation myocardial infarction	P948
F. Mghaieih Zghal, F. Azeiz, B. Rekek, S. Boudiche, M. Ben Halima, N. Khadher, S. Ouali, A. Farhati, N. Larbi, M.S. Mourali (Tunis, TN)	

Chronic heart failure

Reliability of biomarkers (Nt-proBNP, Gal-3, NGAL, hsTnT, AVP, ST-2, MDA) in patients with HFpEF, HFpEF, diabetic nephropathy and arterial hypertension	P949
S. Litmeier, F. Weisrock, M. Fritschka, S. Beckmann, D. Hashemi, J. Wagner, E. Tahirovic, S. Radenovic, A. Busjahn, B. Pieske, W. Dinh, H.D. Duengen (Berlin and Wuppertal, DE)	
Altered intestinal microflora in the progression of chronic heart failure	P950
B.I. Narziev, A.G. Gadaev (Tashkent, UZ)	
Studying the relationship of endothelial NO synthase gene polymorphism and endothelial dysfunction in patients with chronic heart failure	P951
C.H. Abdullaeva, G. Yarmuhamedova, U. Kamilova (Tashkent, UZ)	
Asymptomatic left ventricular dysfunction, coronariography and significant coronary artery disease	P952
D.J. Nascimento Matos, S. Madeira, R.C. Teles, J. Brito, N. Vale, M. Castro, P. Freitas, P. Goncalves, L. Raposo, H. Mesquita Gabriel, M. Almeida, M. Mendes (Carnaxide, PT)	
The role of galectin-3 in heart failure	P953
F. Ricupati (Palermo, IT)	
Practical confirmation of the predictive accuracy of a 400 ng/L NTproBNP threshold for heart failure	P954
A. Al-Mohammad, D. Rogers, N. Lewis, A. Charalampopoulos, J. Mant (Sheffield and Cambridge, GB)	
Multi-layer longitudinal strain for noninvasive diagnosis of coronary alograft vasculopathy in heart transplant recipients: a comparative study ultrasound versus angiography.	P955
N. Bonnet, M. Kerneis, S. Ouldamar, F. Huang, F. Laveau, R. Isnard, P. Leprince, J.P. Collet, S. Varnous, N. Hammoudi (Paris, FR)	

- Feseability and safety of right and left heart catheterization via an antecubital fossa vein and the radial artery in patients with heart failure: a single centre retrospective cohort study.** P956
D. D'amario, F. Burzotta, A.M. Leone, G. Niccoli, A. Ruggio, I. Porto, C. Trani, M. Massetti, F. Crea (Rome, IT)
- The incremental shuttle walk test for the evaluation of people at risk of developing heart Failure: a HOMAGE sub-study.** P957
B. Mariottoni, P. Pellicori, J.P. Ferreira, J. Cuthbert, J. Verdonschot, L. Jacobs, J.G. Cleland, F. Zannad (Cortona, IT; Hull and London, GB; Nancy, FR; Maastricht, NL; Leuven, BE)
- Echocardiographic diagnostic criteria for heart failure with preserved ejection fraction: does one-size fits all?** P958
B. Neves, N. Hammoudi, F. Pousset, P. Balagny, L. Legrand, M. Komajda, R. Isnard (Paris, FR)
- Nurse-led cardiovascular disease management program impact of 30-day readmission in patients with heart failure** P959
R. Odeh, M. Alkhateeb, M. Bdier (Riyadh, SA)
- Ranolazine alone or as an add-on to amiodarone for both prevention and cardioversion of atrial fibrillation in patients with or without chronic heart failure: a metaanalysis of the literature** P960
R. De Vecchis, C. Ariano, A. Cesaro, A. Giasi, C. Cioppa (Naples, IT)
- Guideline-led prescribing among heart failure patients in the long-term care setting** P961
S. El Hadidi, D. O'sullivan, D. O'mahony, E. Darweesh, S. Byrne, M. Bermingham (Cork, IE; Cairo, EG)
- ExtraHF survey. The european survey on implementation of exercise training in heart failure patients: regional differences in structure and long term organisation** P962
A. Verde, S.M. Binno, U. Corra', P. Seferovic, G.Q. Villani, G. Filippatos, P.P. Ponikowski, M.F. Piepoli (Piacenza and Veruno, IT; Belgrade, RS; Athens, GR; Wroclaw, PL)
- Treatment patterns in newly diagnosed patients with heart failure managed in the primary care and cardiology settings in France** P963
S. Eisenring, C.C. Proenca, B. Balas, F. Calado, C. Thonneller, S. Bruce Wirta (Basel, CH; Rueil Malmaison, FR; Stockholm, SE)
- Psychometric evaluation and health care provider feedback on a symptom tracker for use by patients with heart failure** P964
E.F. Lewis, T. Coles, S. Lewis, L.M. Nelson, D. Stull, C. Demuro, S. Turner, C. Chang (Boston, Research Triangle Park, Portland and East Hanover, US)
- Identifying potentially inappropriate medicines use among heart failure patients in long term care using a disease-specific tool** P965
S. El Hadidi, D. O'sullivan, D. O'mahony, E. Darweesh, S. Byrne, M. Bermingham (Cork, IE; Cairo, EG)
- OBLIC: a nationwide French prospective cohort of heart failure ambulatory patients managed in private practice** P966
F.M. Mouquet, D. Guedj-Meynier, G. Godin, T. Beard, M. Raphael, D. Attias, P. Tessier, P. Gueranger, L. Brottier, M. Abi Chacra, A. Warembourg, O. Hoffman, J.P. Huberman, J. Gauthier, A. Cohen Solal (Lille and Paris, FR)
- Guidelines-recommended medications for heart failure in eight post-soviet countries: insights from the optimize heart failure care program** P967
Y. Lopatin, A. Grebennikova, H. Sisakyan, H. Hayrapetyan, G. Dadashova, A. Kurliandskaya, Z. Pagava, Z. Kipiani, S. Berkinbayev, M. Glezer, A. Chesnikova, E. Tarlovskaya, L. Voronkov, V. Tseluyko, T. Abdullaev (Volgograd, Moscow, Rostov-on-Don and Nizhny Novgorod, RU; Yerevan, AM; Baku, AZ; Minsk, BY; Tbilisi, GE; Almaty, KZ; Kiev and Kharkiv, UA; Tashkent, UZ)
- Rationale and design of ARIADNE. assessment of real life care describing european heart failure management** P968
U. Zeymer, A.L. Clark, V. Barrios, T. Damy, J. Drozd, C. Fonseca, L.H. Lund, R. Sabia, S. Hupfer, G. Di Comte, A. Maggioni (Ludwigshafen Am Rhein, DE; Kingston upon Hull, GB; Madrid, ES; Creteil, FR; Lodz, PL; Lisbon, PT; Stockholm, SE; Basel, CH; Florence, IT)
- The role of body mass index on a n-terminal pro brain natriuretic peptide-guided versus a symptom-guided management in heart failure patients with reduced ejection fraction** P969
N.G.H.M. Marcks, K. Armas, H.P. Brunner-La Rocca (Maastricht, NL; Bogota, CO)

- Ivabradine effect on outcomes in patients with systolic heart failure according to the duration of their disease: analysis from SHIFT** P970
M. Bohm, K. Swedberg, M. Komajda, L. Tavazzi, J.S. Borer, A. Moyné, I. Ford (Homburg, DE; Goteborg, SE; Paris and Suresnes, FR; Cotignola, IT; New York, US; Glasgow, GB)
- A state-wide approach to multidisciplinary care: heart failure evaluation and reporting of outcomes (HERO)** P971
A. Hickey, J. Adsett, J.J. Atherton, C. Denaro, T. Nunan, R. Peters (Brisbane and Nambour, AU)
- Pharmacological management of heart failure and device therapy in a british district general hospital** P972
A. Chowdhary, A. Whittingham (Doncaster, GB)
- Effect of carvedilol on metoprolol succinate on mortality in heart failure with reduced ejection fraction** P973
T. Ajam, S. Ajam, S. Devaraj, S. Sawada, M. Kamalesh (Indianapolis, US)
- Impact of mode of delivery of disease management programmes on clinical outcomes among patients following hospitalised heart failure: a systematic review and meta-analysis** P974
I. O'Neill, C.P. Gale, A. Mccallum, H. McIntyre, I. Squire, M. Cherif (London, Leeds, Gloucestershire, St Leonards-on-Sea, Leicester and Frimley, GB)
- Effectiveness of the 'heartfailurematters.org' website in patients with stable HF** P975
K.P. Wagenaar, K.P. Dickstein, B.D. Broekhuizen, T. Jaarsma, A.W. Hoes, F.H. Rutten (Utrecht, NL; Bergen, NO; Linköping, SE)
- Impact of different therapeutic targets on the prognosis of heart failure patients include in a cardiac rehabilitation program** P976
L. Kesri-Tartiere, M.N. Bartholomei, M. Duport, S. Timpone, P. Percet-Marrone, L. Poirrette, J.M. Tartiere (Hyeres and Toulon, FR)
- Utilization and outcomes following initiation of sacubitril/valsartan in a newly established heart failure disease management program** P977
B. Atallah, Z.G. Sadik, R. Ferrer, J. Stapleton, M. Khalil, F. Bader (Abnu Dhabi, AE)
- Do we treat heart failure differently according to the ejection fraction?** P978
J.R. Beramendi Calero, I. Rilo Miranda, S. Garcia Gutierrez, A. Anton Ladislao, C. Goena Vives, L. Quintas Ovejero, M. Morillas Bueno, F. De La Cuesta Arzamendi (San Sebastian, Bilbao and Mendaro, ES)
- Zero admissions for heart failure** P979
J.L. Bonilla Palomas, A.L. Gamez Lopez, M. Moreno Conde, M.C. Lopez Ibanez, C.J. Raez Ruiz, R. Cruz Arandiga, J.P. Batres Sicilia, R. Ruiz Quero, B. Herrador Fuentes, S. Gomez Cano, J. Leal Helmling, E. Ramiro Ortega, A. Raez Ruiz (Úbeda, ES)
- The long term protective role of mediterranean diet in first diagnosed acute coronary syndrome patients with heart failure with preserved ejection fraction; results from hellenic heart failure study.** P980
M. Kouvari, C. Chrysohoou, H. Kosyfa, G. Kalogirou, P. Aggelopoulos, A. Filippou, S. Iosifidis, E. Tsiamis, D. Tousoulis (Athens, GR)
- Ivabradine use in patients with HFREF in the heart failure multidisciplinary program (PIC) in a private hospital: first registration and 3-years follow up, Central American (CA) region.** P981
M.O.S. Speranza, J.P.D. Diaz (San Jose, CR)
- The role of the crossover of the using the ranolazine and trimetazidine in dynamics of reduced left ventricular function in patients after anterior or lateral myocardial infarction without myocardial** P982
J. Ramazanov, I. Pershukov, T. Batyraliyev, Z. Karben, A. Kotvitskiy, N. Bosak, L. Shulzhenko, A. Omarov, B. Sidorenko (Baku, AZ; Moscow and Krasnodar, RU; Gaziantep, TR; Almaty, KZ)
- Evaluation of an integrated group education program on quality of life for family members of patients living with heart failure** P983
V. Sadeghzadeh (Zanjan, IR)
- Clinical, hemodynamic and neurohumoral effects of switching patients with chronic heart failure from angiotensin II rezeptor blocker valsartan to azilsartan.** P984
K. Zahidova, F.A. Guliyev (Baku, AZ)
- Impact of early tolvaptan treatment for very elderly patients with heart failure and chronic kidney disease** P985
K. Yoshioka, M. Yokoi, M. Otagaki, T. Yoshio, K. Matsumura, T. Noda, T. Sakuma, T. Ueyama, Y. Iharada, H. Park, Y. Yamamoto, I. Shiojima (Moriguchi, JP)
- Single centre audit of Right Heart study in patients with decompensated heart failure.** P986
W.A. Ashram, B.M. Mcadam, K.A. Alharbi (Dublin, IE)

- Effect of ivabradine in the vulnerable phase: results from de optimize Colombia project** P987
C.I. Saldarriaga, G. Gonzalez, S. Navarrete, L.E. Echeverria, M. Novoa, N. Murillo, A. Rivera, M.J. Rodriguez, B. Rolong, G. Trout, C. Martinez, C.V. Arguello, L. Semanche, E. Contreras, J. Vanegas (Medellin, Bogota, Bucaramanga, Cali, Pereira, Barranquilla, Santa Marta and Manizales, CO)
- Heart failure: what impact does age have on betablockage and renin-angiotensin inhibition?** P988
J.G. Goncalves Pereira, L. Abreu, H. Antunes, M.L. Goncalves, B. Marmelo, I. Pires, I. Cunha, R. Silverio, L.F. Santos, J. Costa Cabral (Viseu, PT)
- Tolerability and short-term outcomes of angiotensin receptor-neprilysin inhibitor (ARNI) use in a Singaporean cohort** P989
N. Koh, V.J. Goh, C.K. Teoh, L.Y. Teo, C.P. Lim, D. Sim (Singapore, SG)
- Vasopressin receptor antagonist shortens the length of stay and reduces the risk of worsening renal function in hospitalized chronic heart failure patient with hyponatremia: a prospective cohort study** P990
D Hasanah, R. Soerarsro, N. Hersunarti, B. Siswanto (Jakarta, ID)
- Ivabradine reduces myocardial hibernation in patients with acute coronary syndrome** P991
G. Chngryan, T.M. Solomenchuk, L.M. Kopchak (Lviv, UA)
- Furosemide doses and long-term mortality after discharge from heart failure episode** P992
J. Costa, L. Simone, P. Nazeyrollas, D. Metz (Reims, FR)
- Long-term sacubitril/valsartan therapy is associated with decrease of arterial elastance in stable patients with heart failure with reduced ejection fraction** P993
Z. Kobalava, S. Villevalde, O. Lukina, L. Babaeva, I. Meray (Moscow, RU)
- How improve quality of medication management in cardiology? Benefit of clinical pharmacist assistance in cardiology units.** P994
Y. Audurier, N. Chapet, B. Mathieu, F. Leclercq, J.L. Pasquie, F. Roubille, A. Jalabert, G. De Barry, C. Breuker, A. Castet-Nicolas (Montpellier, FR)
- Is diuretic resistance a lost battle?** P995
R. Eiros, I. Baraibar, A. Hernandez, A. De La Fuente, E. Iglesias, M. Palacio, J. Ibero, I. Garcia Bolao, J.J. Gavira (Navarra, ES)
- IVC analysis - a reproducible and clinically relevant metric which deserves greater prominence in heart failure management** P996
M.J. Barrett, M. Iacoviello, F. Monitillo, D. Grande, C. Rizzo, C. Hanley, A. Kent, J. Britton, A. Fitzgerald, P. Campbell, R. O'hlanon, K. Mcdonald (Dublin, IE; Bari, IT)
- Un-suggested prescriptions of non-cardio-selective beta-blockers for heart failure in patients with concurrent chronic obstructive pulmonary disease: a danish nationwide retrospective cohort study.** P997
M. Sessa, A. Mascolo, R.N. Mortensen, M.P. Andersen, G. Rosano, A. Capuano, F. Rossi, G. Gislason, H. Enghusen-Poulsen, C. Torp-Pedersen (Naples and Rome, IT; Aalborg and Copenhagen, DK)
- Tolvaptan for heart failure in chronic kidney disease patients: a systematic review and meta-analysis** P998
J. Sen, E. Chung, D. Mcgill (Melbourne and Canberra, AU; Toronto, CA)
- Effect of short daily versus conventional dialysis on cardiac structure and function in patients with diuretic-resistant congestive heart failure.** P999
T.H. Bampali, C.D. Gouva, V. Foulidis, A. Bechlioulis, K. Naka, K.P. Katopodis (Ioannina and Arta, GR)
- Determinants and prognostic value of peak oxygen uptake in the current era of heart failure disease modifying therapy** PI000
J. Roibal-Pravio, E. Barge-Caballero, M.J. Paniagua-Martin, G. Barge-Caballero, D. Couto-Mallon, D. Martinez-Ruiz, R. Fabregas-Casal, P. Blanco-Canosa, C. Naya-Leira, C.M. Riveiro-Rodriguez, Z. Grille-Cancela, C.M. Costa-Grana, R. Perez-Fernandez, J.M. Vazquez-Rodriguez, M.G. Crespo-Leiro (A Coruña, ES)
- Pulsatile hemodynamics in heart failure with reduced ejection fraction - determinants and prognostic value** PI001
T. Weber, S. Parragh, B. Hametner, S. Wassertheurer (Wels and Vienna, AT)
- Mathematical prediction of unfavorable course of chronic heart failure** PI002
Z.D. Rasulova, U.K. Kamilova (Tashkent, UZ)

- A white-coat effect for heart rate in heart failure? Characteristics and prognostic implications in idiopathic dilated cardiomyopathy** PI003
A. Bisson, B. Lequeux, N. Clementy, M. Boyer, C. Andre, F. Ivanec, D. Angoulvant, D. Babuty, L. Fauchier (Tours and Poitiers, FR)
- Impact of tricuspid regurgitation on survival in patients with chronic heart failure** PI004
K. Kharbouche, K. Kharbouche, I. Elhaddad, L. Azouzi, R. Habbal (casablanca, MA)
- Low incidence of overt heart failure in south italy centenarians is linked with good life style: preliminary data from the ciao study** PI005
R. Marino, S. Navarin, C. Bartoli, M. Guariglia, R. Di Rienzo, A. Maisel, L. Daniels, S. Di Somma (Rome, IT; San Diego, US)
- The role of sodium level and in-hospital mortality in patients with acute, or acute worsening chronic heart failure** PI006
M. Vavlukis, B. Pocesta, H. Taravari, E. Shehu, D. Kitanoski, I. Bojovski, I. Kotlar, S. Kedev (Skopje, MK)
- The beneficial effect of the management of heart failure patients with reduced ejection fraction at an outpatient clinic after hospitalization and applying guideline recommended therapy on mortality** PI007
N. Nyolczas, B. Szabo, M. Dekany, D. Vagany, T. Borsanyi, B. Muk, Z.S. Majoros, M. Szabo, R.G. Kiss (Budapest, HU; Orebro, SE)
- Mortality rate of patients with heart failure with preserved ejection fraction on carvedilol therapy; results from the Croatian heart failure registry** PI008
D. Markovic, B. Jurcevic Zidar, J. Macanovic, D. Milicic, D. Glavas (Split and Zagreb, HR)
- Soluble ST2-receptor (sST2) is more powerful predictor of long-term prognosis in patients with acute decompensated heart failure, compared with copeptin** PI009
A. Skvortsov, V. Protasov, O. Narusov, S. Nasonova, T. Kuznetzova, V. Masenko, S. Tereschenko (Moscow, RU)
- Heart failure and comorbidities in acute coronary syndrome prognosis; a hierarchical analysis of clinical and lifestyle factors per heart failure phenotype, from hellenic heart failure study.** PI010
M. Kouvari, C. Chrysohoou, H. Kosyfa, G. Kalogirou, P. Aggelopoulos, S. Iosifidis, A. Filippou, E. Tsiamis, D. Tousoulis (Athens, GR)
- Heart failure with reduced LV ejection fraction and atrial fibrillation/flutter, what predicts LV ejection fraction recovery?** PI011
D. Jackson, P. Mottram, C. Bowman, J. Cameron, E. Quine, S. Lockwood (Melbourne, AU)
- Red blood cell distribution width predicts the risk of heart failure exacerbations but not death in stable patients with chronic heart failure in a short-term observation** PI012
A.M. Kowalczyk, M. Bohdan, M. Gruchala (Gdansk, PL)
- Heart failure in patients with acute coronary syndrome: characterization of population and impact on prognosis.** PI013
J. Pais, B. Picarra, R.A. Guerreiro, D. Bras, J. Carvalho, K. Congo, A.R. Santos, M. Carrington, J. Aguiar (Evora, PT)
- Body composition as a risk of prolonged hospitalisations in patients with heart failure and / or respiratory distress** PI014
L. Verdeja Vendrell, D. Gonzalez-Islas, A. Navarrete-Penalosa, A. Jimenez-Cepeda, G. Perez-Cortes, A. Orea-Tejeda, R. Sanchez-Santillan, V. Pelaez-Hernandez, B. Robles-Urbe, A. Figueroa-Herrera, S. Torres-Montiel (Puebla and Mexico City, MX)
- Genetic predictors of acute and chronic heart failure in patients with acute coronary events** PI015
N.G. Lozhkina, V. Kozik, E.A. Glebchenko, M.K. Khasanova, M.I. Voevoda, Y.I. Ragino, V.N. Maksimov, A.D. Kuimov (Novosibirsk, RU)
- Polimorphism of cyp7a1 gene as marker of cardiovascular complications for hypertensive patients with 2 type diabetes and nephropathy** PI016
O. Chernatskaya, N. Demikhova (Sumy, UA)
- The relation between the low triiodothyronine syndrome and plasma selenium concentration in HFrEF - Pilot study.** PI017
M.M. Fraczek-Jucha, K. Zbierska-Rubinkiewicz, K.A. Plens, R. Rychlak, J. Nessler, A. Gackowski (Krakow, PL)

- Significance of novel biomarkers for short-term and long-term prognosis in patients after acute heart failure decompensation** P1018
V.N. Protasov, A.A. Skvortsov, O.Y. Narusov, D.E. Protasova, T.V. Kuznetcova, G.A. Tkachev, V.P. Masenko, S.N. Tereshchenko (Moscow, RU)
- Evaluation of NT-proBNP role in risk stratification of patients with heart failure in 12 and 18 months follow-up** P1019
A. Curti Gialdino, F.A. Immordino, S. Novo (Palermo, IT)
- Choice of an anticoagulant affects endothelial function but not long-term prognosis in patients with acute decompensated chronic heart failure** P1020
I.V. Shevchenko, A.A. Shavarov, G.K. Kiyakbaev, V.S. Moiseev (Moscow, RU)
- Heart failure with recovered ejection fraction in malaysian cohort** P1021
G.S.K. Lau, M.H. Tan, W.H. Han, P. Thomas, K. Raja, S. Nayar, C.J. Yap, M. Vijayan, K. Mohd Fadhli, T.R. Noel, Y.Y. Ngau, S. Jeyaindran (Kuala Lumpur, MY)
- Heart failure: an open door for infections?** P1022
J. Azevedo Duarte, J. Almeida, R. Ribeiro, C. Henriques, J. Delgado Alves (Amadora, PT)
- Polysomnographic respiratory parameters and left ventricular function in heart failure patients with predominant central sleep apnea** P1023
K. Simionescu, M. Adamek, J. Biernat, A. Mlynarska, A. Drzewiecka, K.S. Golba (Katowice, PL)
- Clinical outcomes in atrial fibrillation patients with non-vitamin K antagonist oral anticoagulants and heart failure** P1024
C. Goena Vives, L. Quintas Ovejero, R. Garcia Martin, I. Lluís Serret, J. Taboada Gomez, I. Rilo Miranda, J.R. Beramendi Calero, M. Telleria Arrieta (Mendaro and Donostia, ES)
- Sexual dysfunction: a reality in the patient with heart failure** P1025
T. Duarte, S. Goncalves, A. Lourenco, S. Correia, D. Ferreira, C. Sa, R. Rodrigues, M. Fonseca, R. Marinheiro, F. Seixo, R. Caria (Setubal, PT)
- Use of the minnesota living with heart failure quality of life questionnaire in kosovo** P1026
A. Ahmeti, A. Poniku, E. Haliti, P. Ibrahim, S. Elezi, M.Y. Henein, G. Bajraktari (Pristina, XK; Umea, SE)
- Chronic systolic heart failure rehospitalization rates study from OPTIMIZE HF program: data from two centers** P1027
H. Sisakian, H. Hayrapetyan, L. Sahakyan, M. Hovhanisyan, H. Petrosyan (Yerevan, AM)
- Gender-specific descriptions of chronic heart failure** P1028
N. Lareva, A. Govorin, E. Luzina (Chita, RU)
- Cognitive function in chronic heart failure: relation to clinical variables** P1029
A. Lyashenko, L. Voronkov, A. Solonovych (Kiev, UA)
- Microalbuminuria and glomerular filtration rate in chronic heart failure: relation to clinical variables** P1030
A. Lyashenko, L. Voronkov, A. Dudnik, L. Mkhitarian (Kiev, UA)
- Oral iron therapy improves functional capacity of heart failure patients with iron deficiency anemia** P1031
L. Suryani, B.B. Siswanto, S.B. Raharjo, N. Hersunarti, R. Soerarslo, H. Angkasa (Jakarta, ID)
- Common polymorphism RSI0519210, RSI739843, RS6787362 in patients of Russian Federation with HFrEF AFTER myocardial infarction** P1032
V.M. Tishkova, M.Y. Sitnikova, A.A. Kostareva, L.V. Prokopova (Saint-Petersburg, RU)
- Recurrent heart failure-related hospitalizations in patients with mid-range ejection fraction** P1033
M. Domingo, P. Moliner, J. Lupon, M. De Antonio, J. Nunez-Villota, E. Zamora, J. Santesmases, B. Gonzalez, M. Rodriguez, S. Altimir, V. Diaz, M.I. Troya, M. Boldo, C. Diez-Quevedo, A. Bayes-Genis (Badalona and Valencia, ES)
- Androgen status in non-diabetic elderly men with heart failure** P1034
G. Loncar, B. Bozic, A. Neskovic, N. Cvetinovic, M. Lainscak, N. Prodanovic, H.D. Dungen, S. Von Haehling, Z. Radojicic, T. Trippel, B. Putnikovic, V. Popovic (Belgrade, RS; Celje, Ljubljana, SI; Berlin and Gottingen, DE)
- Clinical characteristics and management of hospitalized patients with heart failure, results from Mongolia** P1035
G. Ulzisaikhan, O. Tsogbadrakh, B. Namsrainaidan, B. Norpil, M. Dagva, D. Sim (Ulaanbaatar, MN; Singapore, SG)
- Ambulatory blood pressure monitoring in heart failure with preserved ejection fraction patients** P1036
V. Yarosh, L. Yena, I. Mudruk (Kyiv, UA)

POSTER SESSION 2

- A comparison of non-invasive methods of measuring body composition in patients with heart failure, a report from SICA-HF.** PI037
V. Boyalla, P. Shah, P. Pellicori, R. Dierckx, J. Cuthbert, A. Bennett, A. Clark, J. Cleland (Hull, GB)
- The quality of life and level of depression of patients with heart failure and comorbid diabetes mellitus type 2** PI038
O. Afanasiuk, V. Shmaliy, V. Maslovskiy (Vinnitsa, UA)
- Duration of heart failure, hospitalization rate and treatment compliance in elderly heart failure patients with anemia of chronic diseases.** PI039
N.I. Solomakhina, D. Shchekochihin, E.S. Nakhodnova, Z.V. Taranova, S.V. Pavlushina (Moscow, RU)
- The study psychological state of patients with chronic heart failure** PI040
U. Kamilova, S.H. Kadirova (Tashkent and Buhara, UZ)
- Global analysis of survival of patients of the study remadhe randomized prospective submitted to the DMP with follow-up of 16 years** PI041
F.D.C. Cruz, V.S. Issa, P.R. Chizzola, G.E. Conceicao, S.F. Ayub, E.A. Bocchi (São Paulo, BR)

Advanced heart failure

- Ways of reducing mortality in waiting list of heart transplant** PI042
P.A. Fedotov, M.Y.U. Sitnikova, M.A. Bortsova, Y.V. Sazonova, V.E. Rubinchik, A.E. Bautin, A.S. Yakovlev, G.V. Nikolaev, M.L. Gordeev, M.A. Simonenko, M.A. Karpenko (Saint-Petersburg, RU)
- Influence of cytomegalovirus infection on long-term mortality and cardiac allograft vasculopathy risk after heart transplant** PI043
E. Mendez Eirin, E. Barge-Caballero, M.J. Paniagua-Martin, R. Marzoa-Rivas, D. Couto-Mallon, G. Barge-Caballero, A. Canizares, J.M. Vazquez-Rodriguez, M.G. Crespo-Leiro (Corunna, ES)
- Long term outcome in patients with cardiac resynchronization therapy** PI044
L.J. Music, N. Bulatovic, M. Music (Podgorica, ME)
- Patient selection for heart transplantation: a survival benefit index accounting for both waiting-list and post-transplantation mortality** PI045
L.S. Nguyen, S. Varnous, G. Coutance, S. Ouldamar, N. Zahr, P. Leprince (Paris, FR)
- Is sildenafil treatment associated with higher rate of vasoplegic syndrome after heart transplantation?** PI046
E. Sole-Gonzalez, H. Capellades-Olivella, S. Mirabet, V. Brossa, L. Lopez, A. Sionis, M. Rivas-Lasarte, J. Alvarez-Garcia, M. Gomis-Pastor, M.T. Rivilla, M. Tauron, E. Roig (Barcelona, ES)
- Identification and treatment of iron deficiency in advanced heart failure patients listed for heart transplantation** PI047
A. Soltan, J. Evans, S. Pettit (Cambridge, GB)
- Value of cTnT-hs and sAXL for coronary allograft vasculopathy diagnosis after heart transplantation** PI048
S. Mirabet Perez, J. Ordóñez Llanos, P. García De Frutos, L. Lopez Lopez, V. Brossa Loidi, R. Leta Petrarca, E. Sole, J. Garcia Picart, A. Ferrero, M. Tauron, E. Roig Minguell (Barcelona, ES)
- Quality of life in advanced heart failure- disconnect between patients' and clinicians' perceptions, independent of clinician experience.** PI049
R. Prichard, P.J. Newton, P.M. Davidson, S. Goodall, P.S. Macdonald, F.L. Zhao, C.S. Hayward (Sydney, AU; Baltimore, US)

Atrial fibrillation

- Predictive ability of pulse wave velocity for arrhythmia recurrence in hypertensive patients with atrial fibrillation** PI050
A. Shavarov, G.K. Kiyakbaev, V.S. Moiseev (Moscow, RU)
- HsC-reactive protein as a predictor of mortality in patients with atrial fibrillation in heart failure** PI051
S. Kurtalic, N. Kurtalic, E. Jahic, E. Malkic (Bihac, BA)
- Atrial fibrillation in patients with heart failure** PI052
C.C. Diaconu, D. Berceanu, D. Bucur, G.N. Dediu, M.A. Iancu (Bucharest, RO)

- Antithrombotic treatment differences among hospitalized patients with atrial fibrillation and heart failure** P1053
 A. Samaras, E. Michou, G. Fotos, G. Dividis, D. Vasdeki, E. Kotsi, P. Tsoukra, E. Forozidou, T. Panagiotidis, A. Kartas, I. Doundoulakis, G. Giannakoulas, H. Karvounis, A. Tzikas (Thessaloniki, GR)
- Clinical implications from the interdependence between heart failure and atrial fibrillation** P1054
 D. Seabra, H. Guedes, P. Silva, L. Marques, A. Andrade, J. Azevedo, P. Pinto (Penafiel, PT)
- Increased left atrial volume predicts atrial fibrillation recurrence after transcatheter ablation: a systematic review and meta-analysis** P1055
 I. Bytyci, G. Bajraktari, M.Y. Henein (Pristina, XK; Umea, SE)

Cardiomyopathy

- The molecular defect in hypertrophic cardiomyopathy and drugs that correct the defect** P1056
 S. Marston, A. Choudry, V. Kren, M. Papadaki, J. Zamora, I. Gould, A.E. Messer (London, GB; Prague, CZ)
- Genetic spectrum of diseases underlying diffuse generalized form of hypertrophic cardiomyopathy** P1057
 E. Zaklyazminskaya, M. Polyak, A.N.N.A. Bukaeva, O. Blagova, Y.U. Frolova, M. Malikova, S. Dzemeshevich (Moscow, RU)
- Aortic stenosis and transthyretin cardiac amyloidosis: the chicken or the egg?** P1058
 A. Galat, A.G. Guellich, D.B. Bodez, M.S. Slama, M.D. Dijos, D.M.Z. Zeitoun, O.M. Milleron, D.A. Attias, J.L.D.R. Dubois-Rande, D.M. Mohty, E.A. Audureau, J.L.M. Monin, T.D. Damy (Creteil, Clamart, Bordeaux, Paris, Saint Denis and Poitiers, FR)
- Hypertrophic cardiomyopathy in the pediatric stage: clinical, electrical and echocardiographic characteristics.** P1059
 M.A. Lopez Garrido, N. Abdeselam-Mohamed, H.N. Orellana-Figueroa, V. Cuenca-Peiro, B. Picazo-Angelin, L. Conejo-Munoz, M. De Mora-Martin, J.I. Zabala-Arguelles (Malaga, ES)
- Quality of life in outpatients with hypertrophic cardiomyopathy.** P1060
 M. Jacquelinet, A. Duva Pentiah, A. Coisne, P. Lapierre, E. Hebbar, M. Fertin, H. Ridon, D. Montaigne, N. Lamblin, P. De Groote (Lille, FR)
- Feasibility and benefits and of exercise training in patients with amyloid cardiomyopathy** P1061
 B. Gellen, M. Wuliya, H. Ben Elhaj, S. Guendouz, D. Bodez, S. Peyrot, T. Damy (Poitiers and Créteil, FR)
- Surprise after a successful fibrinolytic therapy in acute stroke** P1062
 R. Gal, L. Szapary, L. Toth, S. Szukits, K. Toth, T. Habon (Pecs, HU)
- A new de novo mutation in the MYH7 gene causing dilated cardiomyopathy with mild myopathy in pediatric patient** P1063
 Y. Rogozhina, M. Polyak, E. Zaklyazminskaya (Moscow, RU)
- The effect of the CHF optimal medical treatment on clinical and functional parameters in pts with peripartum and idiopathic dilated cardiomyopathies** P1064
 N.A. Kurbanov, T.A. Abdullaev, S.T. Mirzarakhimova, I.A. Tsoy (Tashkent, UZ)
- Cardiac troponinT in patients with dilated cardiomyopathy** P1065
 E. Martins, A. Sousa, P. Canedo, L. Lopes, M. Campelo, B. Moura, S. Amorim, F. Rocha Goncalves, J.C. Machado, J. Silva Cardoso (Porto and Lisbon, PT)
- Markers of fibrosis in patients with nonischemic dilated cardiomyopathy and ventricular arrhythmia.** P1066
 M.V. Kostyukevich, L.H. Yeghiazaryan, K.A. Zykov, N.A. Mironova, O.V. Stukalova, S.P. Golitsyn (Moscow, RU)
- Dilated cardiomyopathy with midrange ejection fraction at diagnosis: characterization and natural history** P1068
 M. Merlo, P. Gentile, M. Gobbo, B. Pinamonti, F. Ramani, G. Barbati, M. Gigli, D. Stolfo, G. Sinagra (Trieste, IT)
- Continuous positive airway pressure (CPAP) effect on blood pressure in patients with obstructive sleep apnea syndrome (OSAS)** P1069
 G. Deediu, A. Balaceanu, A. Iancu, G. Aron, S. Rujinski, M. Bogdan, I. Dina, C. Diaconu (Bucharest, RO)
- Features of left ventricular remodeling in patients with hypertensive cardiomyopathy with and without metabolic syndrome** P1070
 K. Chernyshova, V. Bondar, E. Yakimenko, V. Tbileli (Odessa, UA)

Plasma microRNA-155 as biomarker of left ventricular hypertrophy in chronic kidney disease patients. Preliminary study.	PI071
D. Klimczak, T. Pilecki, D. Zochowska, A. Wirkowska, M. Kuch, L. Paczek (Warsaw, PL)	
Circulating fibrosis biomarkers and transcriptome profile in patients with hypertrophic cardiomyopathy	PI072
V. Zaitsev, A. Runov, M. Vonsky, A. Gurshchenkov, A. Ryzhkov, O. Moiseeva, L. Mitrofanova (Saint Petersburg, RU)	
Pregnancy hypertension is alternative pathway for the development of heart failure.	PI073
S. Bele, A. Rrugia, E. Petrela, A. Abazaj (Tirana, AL)	
Polymorphism of aldosterone synthase gene and left ventricular hypertrophy in patients with arterial hypertension and hypertensive cardiomyopathy	PI074
V. Bondar, K. Chernyshova, D. Oliynyk, V. Vasilets, N. Chumachenko, E. Kobeleva, V. Tbileli (Odessa, UA)	
Acute left heart failure on pic hypertensive: impact afterload contractile function parameters left ventricular	PI075
N. Taleb Bendiab, M. Boucif Ghomri, A. Meziane Tani (Tlemcen, DZ)	
Immune-mediated myocarditis in fabry disease cardiomyopathy	PI076
A.F. Frustaci, R.V. Verardo, C.G. Grande, N.G. Galea, I.C. Carbone, M.A. Alfarano, M.A.R. Russo, C.C. Chimenti (Rome, IT)	
T2 mapping by cardiovascular magnetic resonance in acute and recovered myocarditis: potential role in clinical surveillance	PI077
A. Lota, R. Wassall, A. Scott, R. Wage, G. Smith, A. Tsao, B. Halliday, J.S. Ware, P. Gatehouse, D. Firmin, S.A. Cook, J.G. Cleland, D.J. Pennell, S.K. Prasad (London, GB)	
The effectiveness of immunosuppressive therapy in the virus-negative and virus-positive patients with lymphocytic myocarditis	PI078
O.V. Blagova, A.V. Nedostup, E.A. Kogan, V.A. Sulimov (Moscow, RU)	
Regulation of serum sRAGE shedding proteases ADAM-10 and MMP-9 in myocarditis and dilated cardiomyopathy	PI079
F. Dahlem, S.R. Sejan, O. Zamyatkin, K. Klingel, R. Kandolf, M. Boehm, I. Kindermann (Homburg and Tübingen, DE)	
Changes in left ventricular ejection fraction in the first year after the diagnosis of inflammatory cardiomyopathy and its prognostic significance	PI080
J. Krejci, P. Hude, E. Ozabalova, D. Mlejnek, H. Poloczkova, V. Zampachova, I. Svobodova, K. Benesova, J. Jarkovsky, L. Spinarova (Brno, CZ)	
Immunomodulatory treatment reduces intramyocardial inflammation in patients with virus-negative inflammatory cardiomyopathy resulting in an improvement of LVEF in long-term follow-up: A 10 years observ	PI081
F. Escher, U. Kuehl, D. Lassner, W. Poller, C. Tschope, B. Pieske, H.-P. Schultheiss (Berlin and Hamburg, DE)	
Predictors for adverse events during hospitalization in patients with clinically suspected acute myocarditis: right ventricular systolic function and T wave inversion	PI082
D.-G. Park, M.-S. Park, W.-W. Seo, S.-E. Kim, J.-H. Lee, K.-R. Han, D.-J. Oh (Seoul, KR)	
Prospective study with acute myocarditis patients evaluated with cardiac magnetic resonance: meaning of temporal evolution of the imagiological findings	PI083
A. Marques, I. Cruz, A.R. Almeida, L. Lopes, S. Alegria, A.C. Gomes, G. Morgado, I. Joao, M. Ramalho, H. Pereira (Almada, PT)	
Cardiopsychiatry: the new cardioncology?	PI084
G. Joy, M. Bolstridge, A. Porras-Segovia, E. Whiskey, S. Shergill, C. Plymen (London, GB; Granada, ES)	

Comorbidities

Assessment of trastuzumab effect on both ventricles by 2D speckle tracking analysis	PI085
K. Keramida, J. Bingcang, R. Wensel, P. Nihoyannopoulos (London, GB)	
Carcinoid heart disease: the path to surgery	PI086
P. Mortelmans, M.C. Herregods, F. Rega, E. Van Cutsem, P. Timmermans (Leuven, BE)	

- Comparison between the two score systems of surveillance, epidemiology and end results (SEER) and national surgical adjuvant breast and bowel project (NSABP) in predicting the risk of trastuzumab-rela** P1087
S.Y. Jang, J.H. Sohn, J.H. Roh, M.H. Bae, J.H. Lee, D.H. Yang, H.S. Park, Y. Cho, S.C. Chae (Daegu, KR)
- Minimally invasive treatment for malignant pericardial effusions with poor prognosis** P1088
F.J. Irazusta Cordoba, S. Jimenez-Valero, D. Gemma, P. Meras Colunga, V. Rial Baston, O. Gonzalez Fernandez, A.M. Inieta Manjavacas, G. Galeote Garcia, A. Sanchez-Recalde, R. Moreno Gomez, J.L. Lopez-Sendon (Madrid, ES)
- Acute kidney injury among patients hospitalized with acute decompensated heart failure: is it a frequent worsening factor of prognosis?** P1089
N. Kraiem, I. Fomin, D.S. Polyakov, A.R. Vaysberg, F.Y. Valiculova, M.V. Boldina, N.G. Vinogradova (Nizhny Novgorod, RU)
- Importance of renal dysfunction in a heart failure clinic** P1090
D. Seabra, H. Guedes, P. Silva, L. Marques, A. Andrade, J. Azevedo, P. Pinto (Penafiel, PT)
- Treatment of anemic patients with chronic heart failure and chronic kidney disease: criteria of effectiveness** P1091
G. Tytova, O. Liepieieva, N. Ryndina, M.B. Teclebrhan (Kharkiv and Kharkov, UA)
- Renal filtration function in patients with chronic heart failure and permanent atrial fibrillation depending on left ventricle ejection fraction.** P1092
N. Koziolova, E. Polyanskaya, S. Berestneva, M. Surovtceva (Perm, RU)
- Risk factors of cardiorenal syndrome at the patients with a chronic heart failure and preserved ejection fraction (HFpEF)** P1093
D. Shorikova, E. Shorikov (Chernivtsy, UA)
- Effect of contrast-induced acute kidney injury on long-term outcomes of percutaneous coronary intervention** P1094
E. Vershinina, A.N. Repin (Tomsk, RU)
- Renal function injury in patients with chronic heart failure and permanent atrial fibrillation depending on brain natriuretic peptide.** P1095
N. Koziolova, E. Polyanskaya, S. Berestneva (Perm, RU)
- Characteristics, treatments and outcomes of hospitalized and ambulatory heart failure patients with chronic obstructive pulmonary disease in the ESC heart failure long-term registry** P1096
M. Canepa, P.L. Temporelli, A. Rossi, C. Laroche, S. Anker, M.F. Piepoli, A.J. Coats, L. Tavazzi, A.P. Maggioni (Genoa, Veruno, Verona, Piacenza, Cotignola and Florence, IT; Sophia-Antipolis, FR; Göttingen, DE; Coventry, GB)
- Endothelial function in patients with tobacco and biomass smoke-related chronic obstructive pulmonary disease** P1097
G.K. Perez Cortes, A. Orea-Tejeda, D.G. Gonzalez-Islas, A.G. Jimenez-Cepeda, L. Verdeja-Vendrell, A.G. Navarrete-Penalosa, R.N. Sanchez-Santillan, V. Pelaez-Hernandez, B. Robles-Urbe, F.A. Figueroa-Herrera, S.C. Torres-Montiel (Oaxaca de Juarez and Mexico City, MX)
- Relationship between endothelial dysfunction and forced expiratory volume in first second (FEV1) in chronic obstructive pulmonary disease patients** P1098
R.N.S.S. Sanchez Santillan, G.I.D. Gonzalez Islas Dulce, A.O.T. Orea Tejeda Arturo, V.V.L. Verdeja Vendrell, N.P.A. Navarrete Penalosa, P.H.V. Pelaez Hernandez Viri, R.U.B. Roble Uribe B.F.H.A. Figueroa Herrera A.T.M.S. Torres Montiel S.P.C.E. Perez Cabanas E.H.C.R. Hernandez Zenteno R.F.T.F. Flores Trujillo F.I.V.O. Infante Vazquez O.M.M.R. Martinez Memije R (Mexico City, MX)
- Association between heart failure and nonalcoholic fatty liver disease** P1099
K.V. Pivtorak, V.Y. Maslovskiy (Vinnitsia, UA)
- Liver stiffness assessed by transient elastography is associated with congestion in patients with decompensated heart failure** P1100
A. Soloveva, M. Bayarsaikhan, I. Garmash, S. Villevalde, Z. Kobalava (Moscow, RU)
- Central venous pressure is the main hemodynamic determinant of liver function in advanced heart failure.** P1101
J.K. Vishram-Nielsen, T. Deis, B. Balling, S. Boesgaard, K. Rossing, F. Gustafsson (Copenhagen, DK)
- Increased liver stiffness by virtual touch quantification method can predict poor clinical outcomes in patients with heart failure** P1102
K. Omote, N. Asakawa, T. Yoshitani, K. Noguchi, Y. Tokuda, K. Kamiya (Sapporo, JP)

POSTER SESSION 2

- Left ventricular contractility and cardiac sympathetic derangement in patients with systolic heart failure and sleep disorder breathing** P1103
C. D'amore, F. Marsico, F. De Martino, F. Renga, S. Paolillo, V. Parisi, R. Formisano, B. Trimarco, P. Perrone Filardi (Naples, IT)
- A comparison between patients with central and obstructive sleep apnea in patients with heart failure: SICA-HF** P1104
T. Bekfani, C.H. Schoebel, C.H. Pietrock, M. Valentova, A. Sandek, N. Ebner, S. Elsner, W. Doehner, M. Noutsias, P.C. Schulze, S.D. Anker, S. Von Haehling (Jena, Berlin and Göttingen, DE)
- Sleep apnea and long-term prognosis of acute myocardial infarction** P1105
O. Ludka, R. Stepanova, T. Kara, J. Spinar (Brno, CZ; Minnesota, US)
- The CHA2DS2VASc score predicts cardiogenic shock in patients presenting with ST-segment elevation myocardial infarction** P1106
R.C. Serban, A. Scridon, L. Hadadi, I. Sus, E.K. Lakatos, Z. Demjen, D. Dobreanu (Tirgu Mures and Targu Mures, RO)
- Comparison of prevalence of contrast-induced acute kidney injury in patients undergoing percutaneous coronary intervention depending on definitions** P1107
A. Gaskina, S. Villevalde, Z. Kobalava (Moscow, RU)
- Non-cardiac comorbidities in HFrEF, HFmrEF and HFpEF - findings from BIOSTAT-CHF** P1108
K.W. Streng, J.F. Nauta, J.L. Hillege, S.D. Anker, J.G. Cleland, C.C. Lang, M. Metra, L. Ng, P. Ponikowski, D.J. Van Velthuisen, A. Zwinderman, F. Zannad, K. Damman, P. Van Der Meer, A.A. Voors (Groningen and Amsterdam, NL; Göttingen, DE; London, Dundee and Leicester, GB; Brescia, IT; Wroclaw, PL; Nancy, FR)
- Differences in comorbidities between men and women with heart failure exist.** P1109
M. Heiligenberg, J.M. Maaskant, C.H.M. Latour (Amsterdam, NL)
- Hypothyroidism and heart failure outcome: a study with a long-term follow-up** P1110
C. Rizzo, D. Grande, P. Terlizese, M.S. Lattarulo, T. Leopizzi, M.I. Gioia, B. Licchelli, E. Guastamacchia, V. Triggiani, M. Iacoviello (Bari, IT)
- Epicardial obesity as a factor of structural and functional heart remodeling** P1111
T.Y.U. Kuznetsova, M.A. Druzhirov (Petrozavodsk, RU)
- The correction of TSH with thyroid replacement therapy is associated with a better outcome in chronic heart failure patients** P1112
D. Grande, C. Rizzo, P. Terlizese, M.S. Lattarulo, T. Leopizzi, M.I. Gioia, B. Licchelli, E. Guastamacchia, V. Triggiani, M. Iacoviello (Bari, IT)
- Thyroid hormones deficiencies and poor outcome in chronic heart failure outpatients** P1113
P. Terlizese, D. Grande, C. Rizzo, T. Leopizzi, M.S. Lattarulo, M.I. Gioia, B. Licchelli, E. Guastamacchia, V. Triggiani, M. Iacoviello (Bari, IT)
- Influence of chronic comorbidities on the mortality of patients admitted for heart failure in a general hospital.** P1114
J.J. Martinez Diaz, M.L. Fernandez Gasso (Cartagena, ES)
- Different types of heart failure, different treatments?** P1115
S. Blasco, F.J. Camacho, I. Lobo, C. Collado, P. Gonzalez, J.A. Sanchez-Brotons, I. Perez, E. Martinez De Morentin, M. Iruveda, M. Maestre, J. Lozano, P. Martinez Romero, F.J. Morales (Puerto Real, ES)

Cytokines and inflammation

- Inflammation and intestinal bacterial overgrowth in heart failure** P1116
A. Mollar Fernandez, M.P. Villanueva, G. Minana, A. Villaescusa, D. Escribano, P. Palau, E. Santas, A. Bayes-Genis, E. Nunez, F. Mora, M. Minguez, J. Sanchis, J. Nunez (Valencia and Barcelona, ES)
- Predictive value of leukocyte count for in-hospital mortality in patients hospitalized for acute heart failure** P1117
M. Chivulescu, L. Antohi, C. Radulescu, I. Cosei, A. Covaliov, R. Radu, A.P. Ambrosy, C. Macarie, O. Chioncel, M. Gheorghide (Bucharest, RO; Durham and Chicago, US)

Monocyte-to-lymphocyte ratio is strongly related to heart failure characteristics and hospitalizations in a coronary angiography cohort

PI118

C.M. Gijssberts, G.H.J. M. Ellenbroek, M.J. Ten Berg, A. Huisman, W.W. Van Solinge, C.S. Lam, F.W. Asselbergs, H.M. Den Ruijter, G. Pasterkamp, I.E. Hoefer, D.P.V. De Kleijn (Utrecht, NL; Singapore, SG)

CD4+CD57+ T cells are increased and associated with clinical outcome in patients with acute heart failure

PI119

J.C. Youn, M.K. Jung, S.W. Choi, S.W. Han, K.H. Ryu, S.M. Kang, E.C. Shin (Hwaseong, Daejeon and Seoul, KR)

Valvular heart disease (diagnosis, management and interventional therapies)

Left ventricular mechanics in mitral valve prolapse

PI120

M. Poilane, C. Cuffe, N. Piriou, P. Jaafar, D. Guijarro, J.C. Roussel, J.N. Trochu, T. Le Tourneau (Nantes, FR)

Outcomes of sutureless aortic valve replacement (SU-AVR) in moderate-to-high risk patients with unexplained postoperative thrombocytopenia

PI121

P. Thitivaraporn, S. Chiramongkol, C. Kittayarak, N. Pornpatrtanarak, J. Namchaisiri, S. Singhatanadgige, P. Ongcharit, V. Benjacholamas (Bangkok, TH)

Percutaneous mitral balloon valvotomy. echocardiographic score, risk factors for death and major events in long-term follow-up.

PI122

I.P. Borges, E.C.S. Peixoto, R.T.S. Peixoto, R.T.S. Peixoto, A.A.B. Aragao, L.L.B. Bandeira, I.L.P.B. Anjos, V.F. Marcolla (Rio de Janeiro, BR)

Long-term evaluation of the Ross procedure: clinical and echocardiographic follow-up at 20 years

PI123

S. Guerreiro, R. Ribeiros, J. Queiroz E Melo, M. Canada, E. Horta, C. Reis, M. Castro, J. Carmo, J. Mesquita, N. Vale, D. Matos, C. Strong, J.P. Neves, M. Mendes (Lisbon, PT)

Indexed device landing zone calcium volume predicts moderate/severe aortic regurgitation after tavi with 1st and 2nd generation self-expandable prosthesis

PI124

S. Moura Ferreira, J. Almeida, P. Fonseca, T. Dias, C. Guerreiro, R. Barbosa, P. Teixeira, N. Pelicano, N. Ferreira, R. Faria, P. Braga, V. Gama (Ponta Delgada and Vila Nova de Gaia, PT)

The improvement of right ventricular function in heart failure patients following percutaneous mitral valve repair using MitraClip system

PI125

O.M. Galuszka, S. Rutschow, M. Gross, D. Steffens, U. Rauch-Krohnert, U. Landmesser, M. Kasner (Berlin, DE)

Prior surgical mitral commissurotomy and echocardiographic score influence in mitral balloon valvuloplasty

PI126

I.P. Borges, E.C.S. Peixoto, R.T.S. Peixoto, R.T.S. Peixoto, A.A.B. Aragao, V.F. Marcolla, S.A. Simoes, L.L.B. Bandeira, I.L.P.B. Anjos, M. Nascimento (Rio de Janeiro, BR)

Emergent balloon mitral valvotomy in pregnant women presenting with refractory pulmonary edema

PI127

M. Hassine, M. Boussada, M. Ben Messoud, M. Mahjoub, Z. Dridi, F. Betbout, H. Gamra (Monastir, TN)

Impact of permanent pacemaker implantation on clinical outcome among patients undergoing transcatheter aortic valve replacement

PI128

E. Munoz-Garcia, M. Munoz-Garcia, A.J. Munoz Garcia, A. Ruiz-Salas, J.M. Garcia-Pinilla, L. Morcillo-Hidalgo, M.F. Jimenez-Navarro, J.H. Alonso-Briales, J.M. Hernandez-Garcia, J. Alzueta-Rodriguez, E. De Teresa-Galvan (Malaga, ES)

Long-term outcomes after TAVR in patients with severe aortic stenosis and a reduced left ventricular ejection fraction

PI129

E. Munoz-Garcia, M. Munoz-Garcia, A.J. Munoz Garcia, F. Carrasco-Chinchilla, A.J. Dominguez-Franco, J.M. Garcia-Pinilla, I. Rodriguez-Bailon, M.F. Jimenez-Navarro, J.H. Alonso-Briales, J.M. Hernandez-Garcia, E. De Teresa-Galvan (Malaga, ES)

Devices / CRT/ ICD / Surgery

Interventricular lead distance and the response to cardiac resynchronization therapy

PI130

T. Chumarnaya, M. Trifanova, T. Lyubimtseva, V. Lebedeva, M. Trukhshina, I. Poroshin, D. Lebedev, O. Solovoyva (Ekaterinburg, Saint Petersburg and Yekaterinburg, RU)

The effect of CRT on mitral valve geometry: Incidence and predictors of reversed mitral remodeling

PI131

O. Karaca, B. Cakal, O. Omaygenc, H.M. Gunes, S.D. Cakal, F. Kizilirmak, E. Ibisoglu, U. Savur, F. Celebi, D.D. Naki, F. Kilicaslan (Istanbul, TR)

Heart failure diagnostic sensor measurements during clinically stable epochs in ambulatory heart failure patients	PI132
R.S. Gardner, D.G. Nair, Z. Eldadah, B. Stancak, P. Thakur, R. Wariar, Y. Zhang, Q. An, V. Averina, R. Sweeney, J.P. Boehmer (Clydebank, GB; Arkansas, Washington, Arden Hills and Hershey, US; Kosice, SK)	
Cardiac resynchronization therapy with versus without a defibrillator: insights from device interrogation and mode of death analysis.	PI133
P. Martens, F.H. Verbrugge, P. Nijst, M. Dupont, D. Nuyens, H. Van Herendael, M. Rivero-Ayerza, W.H. Tang, W. Mullens (Genk, BE; Cleveland, US)	
Risk reduction in cardiovascular deaths or hospitalizations in subgroups of CRT patients optimized using the SonR contractility sensor: RESPOND-CRT subgroups analyses	PI134
L. Padeletti, J. Brachmann, J. Brugada, R. Villuendas, J.C. Deharo, S. Asbach, H. Manyam, M. Zecchin, D. Debarshi, J. Singh (Milan and Trieste, IT; Coburg and Freiburg, DE; Barcelona and Badalona, ES; Marseille and Clamart, FR; Chattanooga and Boston, US)	
Impact of left ventricular scar and synchronization parameters on reverse left ventricular remodeling	PI135
W. Ahmed, W. Samy, O. Tayeh, N. Behairy, A. Hassan (Cairo, EG)	
Changes and predictive value of filtered qrs duration for mortality in non ischemic heart failure patients with cardiac resynchronization therapy	PI136
Y.M. Minami, A. Suzuki, T. Shiga, K. Ejima, M. Shoda, N. Hagiwara (Tokyo, JP)	
Cardiac resynchronization therapy optimization by pressure recording analytical method: feasibility, efficacy and correlation with electrocardiographic and echocardiographic methods	PI137
D. Castagno, M. Bisi, P.G. Golzio, C. Budano, A. Bissolino, M. Anselmino, F. Ferraris, C. Giustetto, F. Gaita (Turin, IT)	
The prognosis of patients with acute decompensated heart failure indicated for cardiac resynchronization therapy	PI138
R. Hata, Y. Kawase, H. Tasaka, T. Tada, K. Kadota (Kurashiki, JP)	
Atrial fibrillation at follow-up does not worsen the prognosis of cardiac resynchronization therapy	PI139
B. Alvarez, F.J. Garcia Seara, D. Iglesias Alvarez, R.A. Abellas Sequeiros, L. Gonzalez Melchor, M. Rodriguez Manero, X.A. Fernandez Lopez, A. Martinez Monzonis, A. Varela Roman, J.L. Martinez Sande, J.R. Gonzalez Juanatey (Santiago de Compostela, ES)	
Effects of tailored telemonitoring in patients with heart failure: an 8-year follow-up	PI141
A. Gingele, H.P.B. Brunner-La Rocca, B.R. Ramaekers, C.K. Knackstedt, J.B. Boyne (Maastricht, NL)	
Daily non-invasive hemodynamic-telemonitoring objectifies the efficacy of mitral clip-implantation in patients with advanced heart failure	PI143
E. Herrmann, B. Luu, A. Ecke, S. Fichtlscherer, A.M. Zeiher, B. Assmus (Frankfurt am Main, DE)	
Axillary implantation of Impella CP allows early rehabilitation of patients in cardiogenic shock bridged to heart transplantation.	PI144
D. Couto-Mallon, F. Estevez-Cid, C. Velasco-Garcia, J.M. Herrera-Norena, C. Iglesias-Gil, M. Solla-Buceta, L. Seoane-Quiroga, V. Aller-Fernandez, S. Fojon-Polanco, M. Balsa-Canto, E. Barge-Caballero, G. Barge-Caballero, M.J. Paniagua-Martin, M.G. Crespo-Leiro, J.J. Cuenca-Castillo (A Coruña, ES)	
Morphological and functional features of left ventricular remodeling after ventricular assist devices support	PI145
V. Krachak, A. Smalenski, L. Shestakova, O. Yudina, D. Krachak (Minsk, BY)	
mortality in patients with cardiogenic shock treated with the impella cp microaxial pump for left ventricular failure	PI146
J.T. Sieweke, D. Berliner, J. Tongers, L.C. Napp, U. Flierl, F. Zauner, J. Bauersachs, A. Schaefer (Hannover, DE)	
A proposed algorithm to assist first responders in resuscitation of patients with left ventricular assist devices (LVADs)	PI147
K. Chu, S.A. Schaffer (Winnipeg, CA)	
Acute kidney injury early after CF-LVAD implantation is associated with high mortality rates: a multicenter study.	PI148
R. Muslem, K. Caliskan, S. Akin, A. Constantinescu, G.J. Whitman, R.J. Tedford, D.A. Hesselink, A.J.J. Bogers, S.D. Russell, O.C. Manintveld (Rotterdam, NL; Baltimore, US)	

Outcomes of patients with or without implantable cardioverter defibrillators on continuous-flow left ventricular assist device support	P1149
V.J. Goh, C.P. Lim, D. Sim, K.L. Kerk, T.E. Tan, C. Sivathanan, J.L. Soon, L. Teo (Singapore, SG)	
Bridge to transplantation versus standard heart transplantation: heart transplantation performed after ventricular assistance device is associated with improved survival.	P1150
T. Petroni, C. D'alexandro, A. Combes, J.L. Golmard, N. Brechot, E. Barreda, M. Laali, P. Farahmand, S. Varnous, P. Weber, A. Pavie, P. Leprince (Montauban and Paris, FR)	
Cangrelor use in the treatment of left ventricular assist device pump thrombosis	P1151
C.M. Bianco, B.P. Dhakal, M. Zacharias, S.G. Al-Kindi, R. Barcelona, L. Meece, C. Elamm, M.R. Robinson, R. Benatti, M. Ginwalla, B.P. Sareyyupoglu, B.P. Medalion, S.G. Park, G. Oliveira (Cleveland, US)	
Heart transplantation: to bridge or not to bridge	P1152
M. Carrozini, T. Bottio, F. Toto, M. Comisso, E. Manzan, V. Tarzia, J. Bejko, G. Gerosa (Padua, IT)	
Clinical outcomes at 5-years following transcatheter aortic valve replacement in patients with aortic stenosis	P1153
E. Munoz-Garcia, M. Munoz-Garcia, A.J. Munoz Garcia, A.J. Dominguez-Franco, J.M. Garcia-Pinilla, L. Morcillo-Hidalgo, M.F. Jimenez-Navarro, J.H. Alonso-Briales, J.J. Gomez-Doblas, J.M. Hernandez-Garcia, E. De Teresa-Galvan (Malaga, ES)	
Alternative solution for central hemodynamics parameters assessment with a new tacho-oscillometric device	P1154
S. Padaryan, E. Shavarova, Y. Kotovskaya, Z. Kobalava (Moscow, RU)	
Cardiac device implantation rate in heart failure patients: A study based on a tertiary cardiology service in Ireland.	P1155
D. Ranganathan, S. Fall, M. Carey, B. Khan, D. Moore (Dublin, IE)	
Acute effects of spinal cord stimulation on cardiac autonomic control and function in patients with heart failure	P1156
J. Naar, D. Jaye, C. Linde, P. Neuzil, P. Doskar, F. Malek, F. Braunschweig, L.H. Lund, L. Mortensen, B. Linderoth, G. Lind, F. Kueffer, J. Koehler, M. Stahlberg (Prague, CZ; Minneapolis, US; Stockholm, SE)	
Long term performance and effects of single pass VDD pacing leads in cardiac resynchronization therapy	P1157
R. Sosdean, C. Tutuianu, R.I. Macarie, B. Enache, C. Mornos, A. Ionac, S. Pescariu (Timisoara, RO)	
Caval flow regulator catheter balloon in acute heart failure: echocardiographic data.	P1158
J.E. Herrera, J.A. Herrera, I. Palacios, M. Semigran, R. Levine (Porlamar, VE; Boston, US)	
Safety of aspirin therapy in patients for elective coronary artery bypass grafting	P1159
K. Krivoshapova (Kemerovo, RU)	
Challenges of pregnancy after aortic coarctation repair	P1160
H. Nascimento, M. Braga, V. Ribeiro, C. Cruz, M.J. Maciel (Porto, PT)	
Elevated postoperative right atrial pressure predicts post-heart transplant 1-year mortality	P1161
V. Kittipibul, S. Puwanant (Bangkok, TH)	
Long term outcome in adults with repaired coarctation of the aorta	P1162
H. Nascimento, M. Braga, V. Ribeiro, C. Cruz, M.J. Maciel (Porto, PT)	

Beta blockers

Increase of beta-blocker dose and QT interval in heart failure - do we really know it all by heart? Results from CIBIS ELD study.	P1163
S. Apostolovic, D. Stanojevic, S. Salinger-Martinovic, R. Jankovic-Tomasevic, D. Djordjevic-Radojkovic, T. Kostic, V. Mitic, V. Atanaskovic, S. Dakic, H.D. Dungen, E. Tahirovic (Nis, RS; Berlin, DE)	
Beneficial effects of beta-blockers and ivabradine combination in patients hospitalized due to worsening of heart failure: findings from	P1164
Y. Lopatin, A. Grebennikova, H. Sisakian, H. Hayrapetyan, Z. Pagava, T. Abdullaev, L. Voronkov, V. Tseluyko, A. Chesnikova, M. Glezer, N. Koziolova, G. Dadashova, S. Berkinbaev, A. Rakisheva, A. Kurlandskaya (Volgograd, Rostov-on-Don, Moscow and Perm, RU; Yerevan, AM; Tbilisi, GE; Tashkent, UZ; Kiev and Kharkiv, UA; Baku, AZ; Almaty, KZ; Minsk, BY)	
Are beta-blockers effective in children with congestive heart failure? - A Cochrane review	P1165
S. Alabed, S. Al Dakhoul, A. Sabouni, Y. Bdaiwi, A. Frobél-Mercier (Sheffield and Leeds, GB; Cairo, EG; Damascus, SY; Mölndal, SE)	

POSTER SESSION 2

- Quality of life is similar in patients with chronic stable heart failure on vasodilating and non-vasodilating beta blockers.** P1166
R.B. Pharithi, E.E.E. Egom, T. Mannion, L. Devaney, S. Fall, M. Carey, A. Jago, S. Fay, A. Maher, V. Maher (Dublin, IE)
- The impact of 12 month beta-blocker therapy on left and right ventricular volumes and ejection fraction and functional status of heart failure patients with midrange ejection fraction** P1167
M.G. Poltavskaya, I.Y.U. Giverts, E.E. Yakubovskaya, A.L. Syrkin (Moscow, RU)
- Bisoprolol compared with carvedilol and metoprolol succinate in the treatment of patients with chronic heart failure** P1168
H. Froehlich, L. Torres, T. Taeger, D. Schellberg, A. Corletto, S. Kazmi, K. Goode, M. Grundtvig, T. Hole, H.A. Katus, J.G.F. Cleland, D. Atar, A.L. Clark, S. Agewall, L. Franckenstein (Heidelberg, DE; Hull and London, GB; Lillehammer, Trondheim and Oslo, NO)

Hormones - Neurohumoral regulation

- Gender differences in neurohumoral activation in heart failure** P1169
L.G. Sahakyan, R.A. Mayrapetyan, L.U.S.G. Sahakyan, H.S. Sisakyan (Yerevan, AM)
- Assessment of intact fibroblast growth factor 23 in patients with heart failure with reduced ejection fraction** P1170
D. Gruson, S. Ahn, B. Ferracin, M. Rousseau (Brussels, BE)
- Testosterone replacement in patients with advanced heart failure and hormone deficiency** P1171
M. Navarro Penalver, M. Gomez Bueno, P. Garcia Pavia, J. Lupon Roses, J. Comin Colet, E. Roig Minguell, D. Saura Espin, D.A. Pascual Figal (Murcia, Madrid and Barcelona, ES)
- Initial experience using LCZ696 in real life: tolerability and clinical evolution in a short term.** P1172
R. Bravo Marques, F. Torres Calvo, S. Lopez Tejero, A. Valle Alberca, C. Corona Barrio, P.A. Chinchurreta Capote, J.R. Siles Rubio, F.E. Mesa Prado, A.C. Milan Pinilla, A.I. Perez Cabeza, D. Moreno Sanjuan, R. Mesa Rico, G. Rosas Cervantes, F. Ruiz Mateas (Marbella and Malaga, ES)

Metabolism - Diabetes mellitus - Obesity

- Neck circumference as a predictor of arterial hypertension** P1173
A.G. Jimenez Cepeda, A. Orea-Tejeda, D. Gonzalez- Islas, G. Perez-Cortes, L. Verdeja- Vendrell, A. Navarrete-Penaloza, R. Sanchez-Santillan, V. Pelaez-Hernandez, A. Figueroa-Herrera, B. Robles Uribe, S.C. Torres-Montiel (Saltillo and Mexico, MX)
- Lipid control across very high cardiovascular risk profiles** P1174
P.M. Araujo, A. Nunes, S.M. Leite, J.D. Rodrigues, S. Amorim, E. Martins, M. Campelo, M.J. Maciel (Porto, PT)
- Clinical features of obese and heart failure with reduction ejection fraction (hfrf) in mexican patients: a cohort** P1175
E.J.J. Chuquiure, J. Oscar Fiscal-Lopez, L. Ana Marin-Mejia, R. Nayeli Isidro-Hernandez, N. Frida Rodriguez-Quiroz, M. Maria Jose Chuquiure Gil, M. Mendez Gabriela (Mexico City, Monterrey and Ciudad Neza, MX)
- Prevalence and factors predictive of preclinical diastolic dysfunction (stage B heart failure) in a predominantly Hispanic cohort with type 2 diabetes** P1176
S.-H. Wan, A.S. Pumerantz, F. Dong, P. Vila, C. Ochoa, H.H. Chen (Rochester and Pomona, US)
- Prescription of anti-diabetic-glucose-lowering agents and clinical outcomes in asian patients with heart failure and type 2 diabetes mellitus** P1177
Y. Chia, T.H.K. Teng, W.T. Tay, J. Tromp, A.M. Richards, L.H. Ling, W. Shimizu Sw Park, C.L. Hung, T. Ngarmukos, H.B. Liew S Zhang, C. Narasimhan B Siswanto, E.B. Reyes Cm Yu, I. Anand, J. Yap, M. Macdonald, C.S.P. Lam (Singapore, SG; Groningen, NL; Bucheon, KR; Bangkok, TH; Beijing, CN; Jakarta, ID; Hong Kong, HK; Minneapolis, US)
- Polysaturated fatty acids supplementation impairs HDL function in heart failure** P1178
R. Wurm, L. Schrutka, D. Moertl, R. Berger, N. Pavo, M. Huelsmann, K. Distelmaier (Vienna, St. Polten and Eisenstadt, AT)

- Lipid transfer to HDL in patients with heart failure was diminished and is correlated with IL-6 levels** P1179
A.E. Marabini Martinelli, R.C. Maranhao, P.O. Carvalho, M.N.C. Curiati, B.M. Oliveira, F.R. Freitas, A.C. Pereira-Barretto (Sao Paulo, BR)
- Arterial structure is associated with telomere length and glycemc variability in diabetic patients without heart failure** P1180
E.N. Dudinskaya, N.V. Brailova, O.N. Tkacheva, I.D. Strazhesko, S.A. Boytsov, M.V. Shestakova (Moscow, RU)

Heart Failure Imaging

- Role of MR imaging in the diagnosis and the management of hypertrophic cardiomyopathy** P1181
M. Attia, I. Kasraoui, H. Neji, I. Kammoun, S. Hantous, I. Baccouche, K. Ben Miled (Tunis, TN)
- Association of right ventricular dysfunction in left ventricular dysfunction with chronic obstructive pulmonary disease patients** P1182
P. Jaime, D. Gonzalez-Islas, J. Schalch-Ponce De Leon, J.R. Belmontes-Barraza, A. Orea-Tejada, L. Verdeja-Vendrell, A. Jimenez-Cepeda, G.K. Perez-Cortes, R. Sanchez-Santillan, V. Pelaez-Hernandez, B. Robles-Uribe, A. Figueroa-Herrera, S. Torres-Montiel (Mexico City, MX)
- Takotsubo syndrome: cardiac magnetic resonance versus new HFA diagnostic criteria to confirm the diagnosis** P1183
M.J. Corbi Pascual, C. Urraca Espejel, J.J. Portero-Portaz, S. Calero-Nunez, C. Ramirez-Guijarro, M.I. Barriouveau-Sanchez, G. Gallego-Sanchez, C.M. Olmeda-Brull, J. Navarro-Cuartero, D. Prieto-Mateos, F.M. Salmeron-Martinez, M.A. Simon-Garcia, J.G. Cordoba-Soriano, A. Tercero-Martinez, R. Fuentes-Manso (Albacete and Villarrobledo, ES)
- The analysis of parameters of echocardiography of patients with cardiomyopathy after cardiac resynchronization therapy** P1184
S.M. Gerasimenko, V.I. Gerasimenko (Astrakhan, RU)
- Evaluation of left ventricular systolic function in Chron disease _ a study of strain analysis by 2D speckle_tracking** P1185
M. Oliveira, M.R. Lourenco, O. Azevedo, T. Curdia Goncalves, M.J. Moreira, F. Castro, L. Calvo, B. Faria, P. Von Hafe, J. Portugues, J. Cotter, A. Lourenco (Guimaraes, PT)
- Ventricular function according to severity stages of chagas disease: an echocardiographic viewpoint of the natural history** P1186
L.E. Echeverria, Z.M. Roa, L.S. Calvo, M.C. Villamizar, C. Luengas, A.M. Chavez, J. Rodriguez, R. Campo, L.Z. Rojas (Floridablanca, CO)
- Value of 3D echocardiography in assessment of super-response to cardiac resynchronisation therapy in patients with chronic heart failure** P1187
V.A. Kuznetsov, D.V. Krinochkin, A.M. Soldatova, N.N. Melnikov, G.V. Kolunin, T.N. Enina (Tyumen, RU)
- Left atrial minimum volume is more strongly associated with left ventricular filling pressures than the left atrial maximum volume** P1188
I. Hamdi, K. Houissa, C. Chourabi, A. Belouaer, K. Taamallah, L. Riahi, A. Haggui, N. Hajlaoui, D. Lahidheb, W. Fehri, H. Haouala (Tunis, TN)
- Early reverse remodeling and improvement of echo parameters after introduction of sacubitril/valsartan in 80 stable and well treated HFrEF patients** P1189
V. Maurin, A. Canu, A. Bernard, S. Lafitte, F. Picard (Bordeaux and Tours, FR)
- Sedation on transeophageal echocardiography: correlation of Midazolam and fentanyl with alcohol** P1190
T.R. Afonso (Sao Paulo, BR)
- Subclinical functional and structural cardiomyopathy among patients infected with human immunodeficiency virus in the era of highly active antiretroviral therapy** P1191
M. Montoro Lopez, C.I. Soto, R. Florez Gomez, A. Alonso Ladreda, I. Ponz De Antonio, J.I. Bernardino, E. Refoyo Salicio, J.J. Rios Blanco, M. Moreno, G. Guzman Martinez (Madrid, ES)
- Left ventricular hypertrophy predictors after repaired aortic coarctation** P1192
H. Nascimento, M. Braga, V. Ribeiro, C. Cruz, M.J. Maciel (Porto, PT)

POSTER SESSION 2

Ejection fraction can be accurately determined using a cloud based platform on mobile devices PI193
A. Salacata, J. Kapala, S. Panknin (Alpena, US)

Biomarkers

The value of NT-proBNP in the diagnosis of cardiac disease in patients with alcoholic liver cirrhosis PI194
V. Romanova, P. Lazarev, G. Kiyakbaev, V. Moiseev (Moscow, RU)

Not changes in heart failure therapy but patient characteristics at admission predict unsuccessful guidance of therapy to a target of more than 30% NT-proBNP reduction PI195
S. Stienen, K. Salah, Y.M. Pinto, W.E. Kok (Amsterdam, NL)

Sacubitril/valsartan prevents the acute increase of n-terminal brain natriuretic peptide induced by exercise training in subjects with heart failure PI196
G. Caminiti, V. Cioffi, G. Cascelli, N. Punzo, G. Campolongo, M. Volterrani (Rome, IT)

The diagnostic and economic implications of using a plasma nt-probnp of 300 or 400ng/litre as the threshold for ruling out the diagnosis of heart failure in a non selected british population PI197
J. Webb, J. Draper, S. Claridge, T. Jackson, L. Fovargue, S. Piper, E. Bolca, S. Rivolo, R. Rajani, S. Kapetanakis, A. Mcdiarmid, T. Mcdonagh, R. Razavi, G. Carr-White (London, GB)

Natriuretic peptides for detection of heart failure in patients with atrial fibrillation from the community PI198
S. Van Doorn, G.J. Geersing, A.W. Hoes, F.H. Rutten (Utrecht, NL)

Diagnostic accuracy of plasma ntpobnp in patients over 80 years of age in a non selected british population PI199
J. Draper, J. Webb, E. Bolca, Y. Yiu, L. Fovargue, S. Rivolo, B. Porter, B. Sieniewicz, S. Kapetanakis, A. Mcdiarmid, S. Piper, R. Rajani, T. Mcdonagh, R. Razavi, G. Carr-White (London, GB)

Semaphorin 4D levels in heart failure patients: do we have a novel biomarker of heart failure besides BNP? PI200
N.A. Willner, Y. Goldberg, E. Schiff, Z. Vadasz (Haifa, IL)

Copeptin and inflammatory markers in patients with different variants of acute coronary syndrome. PI201
I. Sukmanova, I.A. Sukmanova, O.S. Tanana (Barnaul, RU)

C-reactive protein decrease during hospitalization predicts medium and long term mortality only in heart failure patients with preserved ejection fraction PI202
P. Lourenco, J. Pereira, A. Ribeiro, J. Ferreira-Coimbra, I. Barroso, J.T. Guimaraes, P. Bettencourt (Porto, PT)

Is there a c-reactive protein value beyond which one should consider infection as the cause of acute heart failure? PI203
J. Pereira, A. Ribeiro, J. Ferreira-Coimbra, I. Barroso, J.T. Guimaraes, P. Bettencourt, P. Lourenco (Porto, PT)

Galectin-3 levels at presentation and left ventricular ejection fraction (LVEF) prediction in patients with STEMI/NSTEMI acute myocardial infarction. An observational study. PI204
M. Ciaccio, B. Lo Sasso, B.D. Leoni, C. Scazzone, L. Agnello, G. Bivona, D. Butera, S. Favero, C. Bellia (Palermo and Rome, IT)

Predictors of adverse cardiac events in heart failure patients of different functional class PI205
M.G. Kaliadka, A.K. Kurlianskaya, T.L. Denisevich, Y.P. Ostrovsky (Minsk, BY)

Five years risk prediction in patients with heart failure: clinical data and biomarkers interaction PI206
M. Coronel, J. Blanchet, E. Perna, J. Cimbaro Canella, S. Macin, B. Gonzalez Arjol, F. Medina, M. Brizuela, L. Borgo (Corrientes, AR)

Abnormal potassium level predicts short-term readmissions in patients with acute dyspnea PI207
R. Zeimaitė, J. Celutkienė, D. Anilytė, A. Kavoliuniene, A. Mebazaa, D. Kablucko, K. Stasaitis (Vilnius and Kaunas, LT; Paris, FR)

Prognostic value of hyponatremia and hypochloremia in patients with dyspnea PI208
J. Bugaite, D. Gabartaite, V. Juknevičius, A. Mebazaa, J. Celutkienė (Vilnius, LT; Paris, FR)

Predictive value of a novel 4- miRNAs diagnostic panel after acute myocardial infarction: Independent validation from the MITOCARE study PI209
E. Schordan, S. Schordan, T.S. Hall, A.I. Larsen, D. Erlinge, S.E. Jensen, S. Halvorsen, D. Atar, H. Firat, Y. Devaux (Huningue, FR; Oslo and Stavanger, NO; Lund, SE; Aalborg, DK; Luxembourg, LU)

- Identification of novel biomarkers for prediction of clinical outcome in acute myocardial infarction patients by Olink platform.** P1210
S. Schordan, T. Nuhrenberg, P. Ruile, E. Schordan, A. Mostefai, H. Firat, D. Trenk, F.J. Neumann (Huningue, FR; Bad Krozingen, DE)
- Echocardiographic and neurohormonal correlations of plasma galectin-3 in adult patients with congenital heart disease.** P1211
A. Frogoudaki, I. Pantelakis, D. Birba, V. Bistola, I. Ikonomidis, J. Parisis, D. Alexopoulos, G. Filippatos, J. Lekakis (Athens, GR)
- Prognostic value of Galectin-3 as predictor of acute kidney injury in acute heart failure hospitalization** P1212
J. Sanchez Serna, M. Navarro Penalver, J.J. Santos Mateo, M.T. Perez Martinez, A. Lax, M.C. Asensio Lopez, J. Sanchez Mas, D.A. Pascual Figal (Murcia, ES)
- Biomarkers of systemic inflammation, hemodynamic stress, degradation of the extracellular matrix and adverse left ventricular remodelling in primary anterior STEMI patients** P1213
M. Kercheva, T. Ryabova, A. Gusakova, V. Ryabov (Tomsk, RU)
- Biomarkers of fibrosis, inflammation, renal dysfunction and its correlations in patients with HFpEF and HFmrEF** P1214
E.A. Medvedeva (Saint Petersburg, RU)
- Lower platelet-to-lymphocyte and platelet-to-neutrophil ratios in ST-segment elevation myocardial infarction complicated with cardiogenic shock** P1215
A. Scridon, R.C. Serban, L. Hadadi, I. Sus, E.K. Lakatos, Z. Demjen, D. Dobreanu (Tirgu Mures and Targu Mures, RO)
- Correlation between blood levels of S100b protein and incidence of heart failure or IMA in a cardiology unit** P1216
S. Quartuccio, E. Imbalzano, E. Di Salvo, G. Trapani, G. Lizio, M. Casciaro, S. Gangemi (Messina, IT)
- The apelin relations with cardiac remodeling in the hypertension patients with type 2 diabetes** P1217
K. Yushko, S. Koval, T. Starchenko (Kharkiv, UA)
- Can serum prolactin level determine the severity of acute decompensated heart failure?** P1218
M. Chitsazan, A. Amin, F. Shioukhi, M. Chitsazan (Tehran, IR)

Nursing

- Theoretical and practical training of students from vocational public high school to care for cardiac arrest: a prospective study in a developing country** P1219
V.F. De Freitas Marcolla, E.R. Santos, L.P. Moura, I.P.B. Aragao, D.C. Albuquerque, E. Ferreira, I.L.P.B. Aragao, A.A. Aragao, C.B.O.C. Naves, E.P.S. Porto Neto, E.C.S. Peixoto, A.L. Viana (Rio de Janeiro and Vassouras, BR)
- Oral health assessment and referral guidelines: an evidence-based practice change** P1220
S.J. Demos (Baltimore, US)
- Factors associated with the thirst distress in patients with heart failure** P1221
N.P. Kato, N. Waldreus, M.H. Van Der Wal, K. Kinugawa, T. Jaarsma (Linkoping and Stockholm, SE; Toyama, JP)
- Evaluation of a nurse-led cross intervention program in heart failure.** P1222
C. Ortiz, M. Diaz, M.A. Delgado-Nicolas, L. Moran-Fernandez, J. De Juan-Baguda, I. Ponz, A. Rodriguez-Chaverri, D. Lora-Pablos, M.D. Garcia-Cosio, M.D. Garcia-Cosio, J. Delgado-Jimenez (Madrid, ES)
- How does sacubitril/valsartan improve submaximal functional capacity measured through six-minute walk test?** P1223
M. Faraudo, P. Beltran, R. Freixa, O. Guri, E. Mena, A. Contra, L. Ceresuela, J. Masip (Sant Joan Despí, ES)
- Health and community care utilization in patients hospitalized due to heart failure** P1224
E. Safstrom, T. Jaarsma, A. Stromberg (Linkoping, SE)
- The value of nurse-based patient education in the success of multidisciplinary heart failure programs in developing countries** P1225
B. Atallah, M. Khalil, Z.G. Sadik, R. Ferrer, J. Stapleton, L. Tbishat, F. Bader (Abnu Dhabi AE; Doha, QA)

Effective interventions to improve self-care in patients with heart failure PI226
L. Klompstra, N. Sedlar, A. Stromberg, J. Martensson, M. Lainscak, J. Farkas, T. Jaarsma (Linköping and Jönköping, SE; Ljubljana and Murska Sobota, SI)

An end of year review of patients with left ventricular systolic dysfunction secondary to cardiotoxic cancer therapy in a cardiac tertiary centre PI227
V.J. Chambers, H. Pryse-Hawkins, L. Fallon, R.K. Sharma, S.D. Rosen, A.R. Lyon (London, GB)

B-type natriuretic peptide as a tool to increase the diagnostic accuracy of nursing in congestive heart failure patients PI228
M. Trojahn, S.L.S. Barilli, G.B. Aliti, D.S. Bernardes, L.L. Pedraza, E. Rabelo-Silva (Porto Alegre, BR)

Prevalence of depression and anxiety in «de novo» heart failure patients with reduced left ventricular ejection fraction and related factors PI229
M.J. Oyanguen Artola, P. Latorre Garcia, I. Lekuona Goya, J. Torcal Laguna, L.L. Garcia Garrido, M. Nebot Margalef, C. Arranz, A. Lopez Rodriguez, B. Fernandez Gonzalez, M.J. Perez Romero, T. Soria Gomez, M. Moure, C. Bravo Santiago, Y. Sanchez Paula, R. Sancho Garcia (Bilbao, Galdacano, Girona, Barcelona, Burgos, Madrid, Santiago de Compostela, Lleida, Malaga and Valladolid, ES)

Population studies - Epidemiology

Mortality in ischemic heart failure patients with moderately reduced ejection fraction - A nationwide multicentre retrospective study. PI230
F. Montenegro Sa, C. Ruivo, L. Graca Santos, A. Antunes, F. Campos Soares, J. Morais (Leiria, PT)

ExTraHF survey. The european survey on implementation of exercise training in heart failure patients: regional differences. PI231
A. Verde, S.M. Binno, U. Corra', P. Seferovic, G.Q. Villani, T. Jaarsma, G. Filippatos, P.P. Ponikowski, M.F. Piepoli (Piacenza and Veruno, IT; Belgrade, RS; Linköping, SE; Athens, GR; Wroclaw, PL)

Clinical characteristics and in-hospital outcomes of HF with mid-range versus preserved and reduced ejection fraction: a subgroup analysis from Journey HF-TR study PI232
M. Zoghi, U.Y. Sinan, D.C. Gurbuz, O. Celik, H.A. Cakmak, S. Kilic, S. Inci, G. Gok, M.S. Kucukoglu (Izmir, Istanbul, Corum, Bursa, Gaziantep, Aksaray and Mardin, TR)

Heart failure in intravenous drug users with infective endocarditis: etiology, clinical characteristics and outcomes PI233
T.S. Getiya, A.S. Pisaruk, P.V. Lazarev, E.O. Kotova, I. Merai, G.K. Kiyakbaev, V.S. Moiseev (Moscow, RU)

Younger heart failure population with higher in-hospital mortality PI234
U.Y. Sinan, A. Ekmekci, B. Ozbay, F. Akcay Ayyildiz, L. Bekar, Y. Koza, I. Bolat, U. Kocabas, M. Zoghi (Istanbul, Izmir, Corum, Erzurum, Mugla and Manisa, TR)

Psychosocial - Ethical concepts - Education

Imparting information to the HF patient; lessons learned from the cardiovascular ward round PI235
G. Reddin, G. O Carroll, N. Baroni, C. Keane, K. Mc Donald (Dublin, IE)

Depression and all-cause mortality in patients with congestive heart failure with implanted cardiac devices PI236
G.S. Pushkarev, V.A. Kuznetsov, A.M. Soldatova, T.N. Enina, Y.A. Fisher (Tomsk, RU)

Understanding the symptoms and impacts of acute and stable heart failure patients: results from a concept elicitation study PI237
K. Benjamin, O. Moshkovich, K. Hall, R. Murphy, B. Gorsh, V. Sikirica, D. Sprecher, R. Saini, R. Von Maltzahn (Dublin, IE; Collegeville, US)

Influence of heart failure into quality of life of patients with heart rhythm disorders PI238
R. Mlynarski, A. Mlynarska, K.S. Golba (Katowice, PL)

Exercise testing and training

- Monitoring changes of end-tidal pressure of carbon dioxide in patients with chronic heart failure and chronic obstructive pulmonary disease during six minute walk test** PI239
K.A. Ageeva, V.N. Abrosimov, I.B. Ponomareva, N.N. Peregudova (Ryazan, RU)
- Cardiac rehabilitation: don't forget the ones that went away** PI240
H. Nascimento, A. Rocha, M. Braga, G. Pestana, M. Tavares-Silva, R. Pinto, A. Nunes, P. Araujo, V. Araujo, F. Parada, M.J. Maciel (Porto, PT)
- The effects of long-term aerobic training designed with individualized method based on lactate threshold definition** PI241
T. Lelyavina, M.Y.U. Sitnikova, V.L. Galenko, P.S. Kozlovps (Saint Petersburg, RU)
- Endothelial and muscular alterations in a cardiometabolic obese rat model of heart failure with preserved ejection fraction (HFpEF)** PI242
V. Adams, C. Herz, Z. Schmederer, T.S. Bowen, N.P.L. Rolim, T. Fischer, S. Werner, A. Linke, U. Wisloff (Leipzig, DE; Trondheim, NO)
- The combination of characteristics of exercise oscillatory ventilation is associated with the severity of chronic heart failure** PI243
N. Panagopoulou, E. Karatzanos, V. Zarvalias, P. Ferentinos, C. Kapelios, S. Dimopoulos, A. Ntalianis, I. Chaveles, S. Nanas, A. Sideris (Athens, GR; Leeds, GB)
- Different predictors of exercise capacity in HFpEF compared to HFrEF** PI244
A. Batalli, P. Ibrahim, I. Bytyci, A. Ahmeti, E. Haliti, S. Elezi, M. Henein, G. Bajraktari (Pristina, XK; Umea, SE)

Pulmonary hypertension

- White blood cell count in pulmonary arterial hypertension: relation to pulmonary vascular resistance** PI245
H. Gungor, H. Kaya, M. Meric, Y.T. Yaylali, O. Yazici, A.S. Babu (Aydin, Sivas, Atakum /Samsun and Denizli, TR; Karnataka, IN)
- Correlation between cardiac index and right ventricular systolic function in pulmonary hypertension** PI246
H.G.S.M. Hector Gomez Santa Maria, A.F. Alejandra Ferro, G.D. Guido Damianich, A.L.C. Augusto Lavalle Cobo, N.G. Nicolas Gonzalez, G.R. Guadalupe Romero, D.C. Diego Crippa, M.G. Miguel Gonzalez, H.G. Hugo Grancelli, V.D. Victor Daru, A.L. Adrian Lescano (Buenos Aires, AR)
- Prevalence and predictors of pulmonary hypertension in a general community based population** PI247
S. Quartuccio, E. Imbalzano, G. Mandraffino, G. Trapani, A. Lo Gullo, A. Saitta, M. Vatrano, V.A. Ciconte, R. Ceravolo (Messina and Catanzaro, IT)
- New insights into inpatient symptom burden in pulmonary arterial hypertension** PI248
M.A. Chandrasekhar, C. Barnett, G. Ruiz, K. Walker, H. Groninger (Washington, US)
- Invasive and non-invasive characteristics of heart failure patients, related to pulmonary hypertension due to left heart disease, in qualification process for heart transplantation** PI249
J. Migaj, M.I. Kaluzna-Oleksy, M. Dudek, E. Straburzynska-Migaj (Poznan, PL)
- The impact of pulmonary hypertension on post-transplant outcomes** PI250
M. Simonenko, P. Fedotov, K. Malikov, Y. Sazonova, A. Bautin, V. Rubinchik, O. Moiseeva, M. Sitnikova, G. Nikolaev, M. Gordeev, M. Karpenko (Saint-Petersburg, RU)
- Clinical and echocardiographic correlates of pulmonary hypertension in heart failure patients** PI251
O.A. Kushimo, A.C. Mbakwem, J.N.A. Ajuluchukwu (Lagos, NG)
- How different responses of total pulmonary vascular resistance to exercise can influence right ventricular inotropic reserve and functional capacity in post pulmonary endarterectomy patients?** PI252
A.R. Almeida, M.J. Loureiro, L. Lopes, D. Repolho, F. Ferreira, S. Alegria, A.R. Pereira, P. Fazendas, H. Pereira (Almada, PT)
- Pulmonary hypertension in end-stage renal disease patients undergoing haemodialysis via arterio-venous access** PI253
A. Amin, M. Chitsazan, H. Navid, M. Chitsazan (Tehran, IR)

POSTER SESSION 2

Prevalence and determinants of pulmonary arterial hypertension (PAH) in acute and chronic heart failure (CHF).FRESH study from GICC PI254
T. Damy, R. Isnard, M. Saval, C. Tribouilloy, F. Picard, J.C. Eicher, F. Roubille, J.N. Trochu, G. Roul, P. De Groote, E. Berthelot, V. Bataille, N. Naccache, F. Bauer, D. Logeart (Creteil, Paris, Grenoble, Amiens, Bordeaux, Dijon, Montpellier, Nantes, Strasbourg, Lille, Bicetre and Rouen, FR)

Right ventricular function

Persistent right ventricular dysfunction in patients with acute pulmonary embolism: does it have effect on prognosis? PI255
J. Simoes, J. Bicho Augusto, M. Borges Santos, C. Morais (Amadora, PT)

Short-term prognostic value of shock index in normotensive oncologic patients with pulmonary embolism: keep it simple PI256
S. Moura Ferreira, J. Ferreira, V. Marinho, P. Marques, N. Silva, R. Baptista, M.J. Ferreira, M. Pego (Ponta Delgada and Coimbra, PT)

Late ventricular potentials in patients with arterial hypertension and coronary artery disease PI257
V.A. Kuznetsov, L.G. Evlampieva, E.I. Yaroslavskaya, E.A. Gorbatenko (Tyumen, RU)

Shock Index is an independent predictor of long-term mortality in normotensive oncologic patients with pulmonary embolism PI258
S. Moura Ferreira, J. Ferreira, V. Marinho, P. Marques, N. Silva, R. Baptista, M.J. Ferreira, M. Pego (Ponta Delgada and Coimbra, PT)

Does fibrinolytic therapy improves right ventricular function in acute pulmonary embolism? PI259
J. Simoes, J. Bicho Augusto, M. Borges Santos, C. Morais (Amadora, PT)

Functional shift in right ventricular longitudinal versus radial contribution to diastolic filling in heart transplant recipients PI260
B.K. Lakatos, Z. Toser, M. Tokodi, A. Assabiny, B. Sax, A. Kosztin, B. Merkely, A. Kovacs (Budapest, HU)

Left ventricular function

Changes in systolic and diastolic function in gestational hypertension and reversibility of these changes after delivery PI261
A. Ilic, S. Stojisic, K. Pavlovic, A. Stojisic-Milosavljevic, T. Miljkovic, M. Bjelobrck, D. Grkovic, B. Radisic, S. Tadic, M. Stefanovic, D.J. Ilic, J. Papovic, A. Milovancev (Sremska Kamenica and Novi Sad, RS)

Association of subclinical left ventricular dysfunction in type-2 diabetic patients with nighttime blood pressure pattern PI262
A. Stevanovic, M. Dekleva (Belgrade, RS)

Left ventricular-arterial uncoupling is associated with early cardiac remodeling in patients with myocardial infarction treated with percutaneous coronary intervention PI263
E. Zharikova, S. Villevalde, Z.H. Kobalava (Moscow, RU)

Longitudinal and circumferential myocardial strain in patients with STEMI with various types of left ventricular remodeling PI264
V. Oleinikov, V. Galimskaya, E. Melnikova, N. Burko (Penza, RU)

Determination of minimal allowable hemoglobin level in patients undergoing CABG surgery PI265
N.A. Beley, O.A. Loskutov, O.M. Druzhyna, D.O. Loskutov, B.M. Todurov (Kiev, UA)

Hypertension - LV hypertrophy - Renal denervation

Orthostatic hypertension is associated with masked hypertension in the very elderly treated hypertensives PI266
N. Ezhova, Y.V. Kotovskaya, S.V. Villevalde, Z.D. Kobalava (Moscow, RU)

Gene polymorphism ABCB1 polymorphic marker C3435T, antihypertensive efficacy and safety of amlodipine in hypertensive patients PI267
T. Morozova, N.V. Shikh, D.A. Sychev (Moscow, RU)

- Renal sympathetic denervation improves LV filling pressures in patients with resistant hypertension and LV diastolic dysfunction** PI268
K. Cerlinskaite, A. Berukstis, D. Zakarkaite, J. Celutkiene, A. Laucevicius (Vilnius, LT)
- Fixed dose combination nebivolol/hydrochlorothiazide improve diastolic function in elderly hypertensives with heart failure with preserved ejection fraction and high pulse pressure** PI269
L. Popescu, H. Balan (Bucharest, RO)
- Effects of antihypertensive treatment on ventricular-arterial coupling in hypertensive patients** PI270
A. Bogomaz, Y. Kotovskaya, S. Villevalde, Z. Kobalava (Moscow, RU)

HFpEF - Heart failure with preserved ejection fraction

- Another look at heart failure based on the study of ESPVR** PI271
R.M. Shoucri (Kingston, Ontario, CA)
- The association of cardiac autonomic neuropathy and left ventricular diastolic dysfunction: from Korean women's chest pain registry (KoROSE)** PI272
M.N. Kim, D.H. Cho, H.L. Kim, S.M. Park, M.S. Shin, M.A. Kim, K.S. Hong, K.J. Shin, W.J. Shim (Seoul, Incheon and Chuncheon, KR)
- Effect of obesity on left ventricular longitudinal myocardial strain using speckle tracking echocardiography in patients with heart failure with preserved left ventricular ejection fraction** PI273
L. Georgievska-Ismail, P. Zafirovska, Z. Hristovski (Skopje, MK)
- Quantitative assessment of myocardial stiffness using transthoracic shear wave imaging in healthy and hypertrophic cardiomyopathy adults** PI274
O. Villemain, M. Correia, E. Mousseaux, J. Baranger, S. Zarka, I. Podetti, G. Soulat, T. Damy, M. Tanter, E. Messas, M. Pernot (Paris and Creteil, FR)
- Impact of changes in consensus diagnostic recommendations on the echocardiographic prevalence of diastolic dysfunction** PI275
O. Huttin, A. Fraser, S. Coiro, E. Bozec, C. Selton-Suty, Z. Lamiral, Z. Frikha, P. Rossignol, F. Zannad, N. Girerd (Vandoeuvre-les-Nancy, FR; Cardiff, GB; Perugia, IT)
- The value of combined cardiopulmonary end stress-echocardiography testing in discovering latent hfpef in patients with hypertension and normal LV systolic and diastolic function at rest** PI276
M. Banovic, I. Nedeljkovic, J. Stepanovic, V. Giga, M. Nedeljkovic, M. Petrovic, N. Dikic, B. Beleslin (Belgrade, RS)
- Persistent atrial fibrillation in heart failure with preserved ejection fraction - Association with extracellular volume accumulation, invasive hemodynamics, and outcome** PI277
R. Schoenbauer, F. Duca, A. Kammerlander, S. Aschauer, C. Binder, C. Zotter-Tufaro, M. Koschutnik, L. Fiedler, F.X. Roithinger, D. Bondermann, J. Maschauerbauer (Wiener Neustadt and Vienna, AT)
- Prognostic significance of diffuse myocardial fibrosis evaluated by cMR in patients with heart failure with preserved ejection fraction.** PI278
C. Roy, A. Slimani, C. De Meester, M. Amzulescu, A. Pasquet, D. Vancraeynest, C. Beauloye, J.-L. Vanoverschelde, B. Gerber, A.-C. Pouleur (Brussels, BE)
- Sex specific differences in quality of life and diastolic function in HFpEF** PI279
U. Ljung Faxen, C. Hage, E.D. Donal, C.D. Daubert, C. Linde, L.H. Lund (Stockholm, SE; Rennes, FR)
- Gender differences in heart failure with preserved ejection fraction-insights from a prospective registry** PI280
F. Duca, C. Zotter-Tufaro, A.A. Kammerlander, S. Aschauer, C. Binder, B. Koell, J. Mascherbauer, D. Bonderman (Vienna, AT)
- Analysis of pathological features in elderly patients with heart failure with preserved ejection fraction** PI281
J.F. Yang, H. Wang, K.E. Chai, Y.Y. Li, F. Fang (Beijing, CN)
- Sex differences in long-term health status in heart failure with preserved ejection fraction** PI282
K. Flint, M. Merrill, D. Kao (Aurora, US)
- Determinants of heart failure in patients with arterial hypertension and type 2 diabetes mellitus** PI283
A. Vintila, M. Dobrovie, D. Vasiliu, C. Tudorica, V. Vintila (Bucharest, RO)

Hypertensive left ventricular hypertrophy is a risk factor for the development of a HFPEF but not a depressed left ventricular ejection fraction within eight years PI284

A.G. Ovchinnikov, M.V. Ojereleva, F.T. Ageev (Moscow, RU)

Exercise hemodynamics and 6 minute walk distance in patients with HFpEF: importance of workload corrected pulmonary capillary wedge pressure PI285

E. Wolsk, D. Kaye, B.A. Borlaug, D. Burkhoff, D.W. Kitzman, J. Komtebedde, C.S.P. Lam, P. Ponikowski, S.J. Shah, F. Gustafsson (Copenhagen, DK; Melbourne, AU; Rochester, New York, Winston-Salem, Boston and Chicago, US; Singapore, SG; Wroclaw, PL)

Ischemia - Reperfusion - Preconditioning - Postconditioning

Gender differences in left ventricular remodeling features in patients with stent restenosis following primary percutaneous coronary intervention PI286

N. Sharashidze, B. Tsinamdzvishvili, G. Saatashvili, N. Mamamtavrishvili, R. Abashidze, D. Trapaidze, N. Chanturidze, A. Kordzadze, Z. Gachava (Tbilisi, GE)

Hepatitis-c virus infection is a risk factor for coronary artery disease in egypt PI287

A.M. Moustafa Abdou Aboualia, M.O. Kayed, M.S. Rehan, M. Abood, M. Attia Mohamed (Cairo, EG)

34 minutes is the mean door to needle time in Egyptian patients with first attack of STEMI who showed myocardial recovery after receiving thrombolytic therapy PI288

A. Al-Habbaa, M. El-Abbad, M. Mostafa, A.B.D. Shereidah, W. Attia (Cairo, EG)

Primary coronary percutaneous intervention in diabetic versus nondiabetic patients. Outcome and follow-up. independent predictors of survival and event free survival PI289

I.P. Borges, E.C.S. Peixoto, R.T.S. Peixoto, R.T.S. Peixoto, I.L.P.B. Anjos, V.F. Marcolla, A.A.B. Aragao (Rio de Janeiro, BR)

One-step or two-step myocardial revascularisation in patients with ACS without ST-segment elevation with multivessel coronary artery disease PI290

Z. Shugushev, D.A. Maximkin, T. Chernigina, R. Goloshchapo-Aksenov, A. Faibushevich, N. Sturov, R. Bachoo, A. Nikitin (Moscow, RU)

Incidence, timing, predictors and impact of acute heart failure complicating an acute coronary syndrome PI291

P.M. Azevedo, J. Bispo, D. Carvalho, D. Bento, T. Mota, J. Guedes, S. Pereira, W. Santos, J. Mimoso, N. Marques, P. Gago, I. Jesus (Faro, PT)

Basic Science - Poster Discussant - 10:00 - 11:00 PI292

I.G. Lunde (Oslo, NO); G.D. Lopaschuk (Edmonton, CA); L.W. Van Laake (Utrecht, NL); S. Germain (Paris, FR); E. Omerovic (Gothenburg, SE)

Basic Science: Animal experimentation

The status of cerebral arteries, leptin levels and postprandial hypertriglyceridemia in patients with coronary heart disease with preserved systolic function combined with non-alcoholic fatty liver di PI293

M. Grechanyk, N.M. Grechanyk, Y.V. Filippova, A.V. Kuryata (Dnepropetrovsk, UA)

Acute myocardial dysfunction after ionizing radiation exposure PI294

L. Napolitano, A. Franco, J. Gambardella, A. Fiordelisi, D. Sorriento, M. Ciccarelli, G. Iaccarino (Salerno, Naples, IT)

Pre-existing systemic inflammation does not influence onset or severity of heart failure PI295

P. Chaggar, A. Watkins, W. Critchley, M. Mohamud, P. Foden, R. Venkateswaran, N. Yonan, A. Trafford, J.E. Fildes (Manchester, GB)

Effect of candesartan cilexetil and extract of polygonum sp. on the number of endothelial progenitor cells in vivo PI296

A. Belayeva, V. Afonin (Minsk, BY)

POSTER SESSION 2

- Exercise preconditioning increases serotonin vasoconstriction of isolated pulmonary artery in ovariectomy female rats with hypoxic pulmonary hypertension** P1297
N. Pankova, N. Medvedeva, N. Terentyeva, A. Terentyev (Moscow, RU)
- Myosin protein kinases in signaling in heart failure and hypertrophy and in the development of the heart** P1298
T. Kulikova, O. Stepanova (Moscow, RU)
- AKIPI promotes physiological cardiac hypertrophy** P1299
B.D. Westenbrink, K.T. Nijholt, R.A. De Boer, C.W.A. Van De Kolk, W.H. Van Gilst, H.H.W. Sillje, H.G. Booij (Groningen, NL)
- Cardiopulmonary characterization of a feline HFpEF model induced by slow progressive pressure overload** P1300
M. Wallner, R.M. Berretta, D.M. Eaton, G. Borghetti, J. Wu, S.T. Baker, C.D. Troupes, T.E. Sharp, E.A. Feldsott, M. Oyama, P.R. Fox, M.R. Wolfson, S.R. Houser (Philadelphia and New York, US)
- Targeting the nitric oxide-unresponsive soluble guanylate cyclase in a rat model of pressure overload induced left ventricular myocardial hypertrophy and heart failure** P1301
M. Ruppert, T. Radovits, S. Korkmaz-Icoz, S. Li, P. Hegedus, B.T. Nemeth, A. Olah, C.S. Matyas, K. Benke, B. Merkely, M. Karck, G. Szabo (Budapest, HU; Heidelberg, DE)
- Sympathetic renal denervation after acute myocardial infarction results in increased myocardial salvage in pigs** P1302
L.E. Pastormerlo, S. Burchielli, M. Ciardetti, C. Grigoratos, F. Bernini, A. Pucci, E. Benelli, G. Acquaro, A. Giorgetti, P. Marzullo, M. Franzini, C. Passino, M. Emdin (Pisa, IT)
- Interest of colchicine in the treatment of acute myocardial infarct responsible for heart failure in a mouse model** P1303
M. Akodad, J. Fauconnier, P. Sicard, F. Huet, F. Blandel, P. De Santa Barbara, S. Aguilhon, A. Lacampagne, F. Roubille (Montpellier, FR)
- Characterization of the antioxidant effect of eplerenone on adverse cardiac remodeling. Implication of enzyme nitric oxide synthetic (enos)** P1304
M.C. Asensio-Lopez, M.C. Sanchez-Perez, M.T. Perez-Martinez, I.P. Garrido-Bravo, D.A. Pascual-Figal, A.M. Lax (Murcia, ES)
- Cardiac bone marrow-derived cell-based therapy associated with scaffold for heart regeneration** P1305
I. Borrego, A. Frobert, J. Valentin, G. Ajalbert, V. Roth, B. Fellay, S. Cook, M.N. Giraud (Fribourg, CH)
- Rodent heart failure models do not reflect the human circulating microRNA response in heart failure** P1306
E.L. Vegter, E.S. Ovchinnikova, H. Sillje, L.M.G. Meems, A.R. Van Der Velde, E. Berezikov, A.A. Voors, R.A. De Boer, P. Van Der Meer (Groningen, NL)
- Eplerenone prevents adverse cardiac remodeling through modification of enzymatic NADPH oxidase 4 activity** P1307
A.M. Lax, M.C. Sanchez-Perez, M.T. Perez-Martinez, F. Pastor, D.A. Pascual-Figal, M.C. Asensio-Lopez (Murcia, ES)
- Myocardial fibrosis and fat infiltration in obese and streptozotocin-induced diabetic Gottingen minipigs** P1308
S. Krog, O.L. Nielsen, J.E. Moller, T.P. Ludvigsen, H.D. Pedersen, L.H. Olsen (Copenhagen, Odense and Måløv, DK)
- Impact of intracoronary allogeneic cardiac progenitor cell administration on myocardial edema and functional recovery in sub-acutely infarcted swine** P1309
C. Baez-Diaz, F.M. Sanchez-Margallo, I. Palacios, V. Blanco-Blazquez, J. Maestre, B. Sanchez, R. Rosado, M.T. Mangas-Ballester, J.G. Casado, A. Bernad, V. Crisostomo (Caceres and Madrid, ES)
- Lower dietary fat intake increases cardiac hypertrophy and left ventricular remodelling in a hypertensive rat model** P1310
E. Mc Namara, C. Watson, L. Shiels, A. Russell-Hallinan, M. Ledwidge, J. Baugh (Dublin, IE; Belfast, GB)
- Erythropoietin reduces collagen deposition after myocardial infarction but does not improve cardiac function in male rats** P1311
F. Pessoa, C. Mady, K.C.B. Fonseca, O.N. Ribeiro, V.M.C. Salemi, M.R. Jordao, F. Fernandes, F.J.A. Ramires (Sao Paulo, BR)
- Cyclic GMP deficiency and cardiorenal fibrosis in diabetic cardiomyopathy: an experimental model of type 2 diabetic cardio-nephropathy** P1312
S.-H. Wan, S. Ameenuddin, H.H. Chen (Rochester, US)

POSTER SESSION 2

- Ovariectomy reduces the passive stiffness of left ventricular myocardial tissue in a post-menopause mouse model** PI313
N. Farre, I. Jorba, M. Torres, R. Farre, I. Almendros, D. Navajas (Barcelona, ES)
- The role of air pollution upon chagas cardiomyopathy** PI314
K.C.B. Fonseca, F. Pessoa, C. Mady, V. Hotta, O.N. Ribeiro, F. Fernandes, R.S. Nascimento, P.H.N. Saldiva, F.J.A. Ramires (Sao Paulo, BR)

Basic Science - Cellular biology & Cell signalling

- TRPV4 channel in the TGF-beta1 mediated differentiation of ventricular fibroblasts** PI315
B.S. Yoo, M.S. Ahn, Y.W. Um, J.W. Lee, Y.J. Youn, J.W. Son, J.H. Yoon, S.H. Lee, M.C. Cho (Wonju and Cheongju, KR)
- Intercalated discs in human dilated cardiomyopathy: molecular and ultrastructural remodeling and its relationship to left ventricular function** PI316
E. Rosello-Lleti, A. Ortega, E. Tarazon, C. Gil-Cayuela, F. Lago, J.R. Gonzalez-Juanatey, L. Martinez-Dolz, M. Portoles, M. Rivera (Valencia and Santiago de Compostela, ES)
- Expression of golgi genes are related to the degree of ventricular remodeling in heart failure** PI317
E. Rosello-Lleti, E. Tarazon, A. Ortega, C. Gil-Cayuela, F. Lago, J.R. Gonzalez-Juanatey, L. Martinez-Dolz, M. Portoles, M. Rivera (Valencia and Santiago de Compostela, ES)
- Role of AQP1 in the left ventricular remodeling** PI318
V. Montiel, H.E. Esfahani Hrag, D.D. De Mulder Delphine, J.P.D. Deglasse Jean-Philippe, O.D. Devuyt Olivier, J.C.J. Jonas Jean-Christophe, J.L.B. Balligand Jean-Luc (Brussels, BE)
- Notch3 modulates the cardiac adaptation to physiological cardiac growth** PI319
C. Delacroix, H. Ragot, S. Guinemer, I. Da Costa, E. Polidano, R. Merval, C. Chatziantoniou, J.-L. Samuel (Paris, FR)
- Extracellular signaling regulation of ABCA1 expression** PI320
H. Yang, Z.M. Guo (Nashville, US)
- Identification of upstream kinases that regulate p38-MAPK in cardiomyocytes: H2O2 signals to p38-MAPK via ASK1 whereas interleukin-1-beta signals via TAK1** PI321
D.N. Meijles, K.A. Rostron, A. Clerk (Reading, GB)
- In vivo silencing of histone deacetylase 1 displays anti-atherosclerotic effects in hypercholesterolemic apolipoprotein E deficient mice** PI322
S.-A. Manea, M.L. Antonescu, M.I. Fenyo, A. Manea (Bucharest, RO)
- Protein expression profiling of histone acetyltransferases and histone deacetylases in human and experimental atherosclerosis** PI323
A. Manea, S.-A. Manea, M.L. Antonescu, I.M. Fenyo, M. Raicu, M. Simionescu (Bucharest, RO)
- Understanding the poor angiogenic capacity of the mammalian heart** PI324
A. Cappelletto, Y.Q. Tang, M. Rehman, C. Pierro, S. Zacchigna (Trieste, IT)

Basic Science - Animal and Translational

- Pharmacological evaluation of the agonists of nuclear and G protein coupled estrogen receptors in arterial hypertension associated with estrogen depletion** PI325
G. Zapata-Sudo, J.S.S. Jaqueline Soares Da Silva, A.M.S. Anansa Maira Da Silva, T.L.M. Tadeu Lima Montagnoli, H.W. Hao Wang, X.S. Xuming Sun, L.G. Leanne Groban, R.T.S. Roberto Takashi Sudo (Rio de Janeiro, BR; Winston-Salem, US)
- Pharmacokinetics of ubiquinol, administered intravenously.** PI326
O. Medvedev, O. Kulyak, E. Gorodetskaya, V. Makarov, E. Kalenikova (Moscow and Saint Petersburg, RU)
- Repetitive obstructive respiratory events favors the development of an atrial arrhythmogenic substrate in a novel rat model for sleep apnea** PI327
M. Hohl, B. Linz, S. Khoskshish, A.G. Nickel, C. Maack, M. Boehm, D. Linz (Homburg, DE)
- An investigation of ca2+ regulation abnormalities underlying hypertrophic cardiomyopathy in cat hearts** PI328
A.E. Messer, J. Chan, A. Daley, O. Copeland, D.J. Connolly, S.B. Marston (London, GB)

POSTER SESSION 2

- Functional mini-gene analysis reveals aberrant splicing due to an infrequent intronic mutation in the cardiomyopathy-associated MYBPC3 gene** P1329
M. Torrado, E. Maneiro, D. Salvado, L. Monserrat, A. Mikhailov (La Coruna, ES)
- Insights into disease mechanisms of cardiomyopathy in the presence of the CSR3 C58G mutation** P1330
M. Ehsan, M. Kelly, C. Hooper, J. Beglov, B. Davies, C. Redwood, H. Watkins, K. Gehmlich (Oxford, GB)
- Myocardial and peripheral gene expression profile modulations in both acute cellular and antibody-mediated rejection of cardiac allograft** P1331
D. Bodez, N. Tchitchek, G. Coutance, N. Benhaïem, R. Gallet, S. Guendouz, J.P. Couetil, E. Teiger, J.L. Dubois-Rande, L. Hittinger, T. Damy, Y. Levy, H. Hocini (Creteil, Fontenay-aux-Roses and Paris, FR)
- Novel nesprin-1 mutations in dilated cardiomyopathy cause nuclear envelope disruption and defects in myogenesis** P1332
C. Zhou, C. Li, B. Zhou, L. Rao, V. Koullourou, E.M. McNally, S. Shackleton, C.M. Shanahan, Q.P. Zhang (London and Leicester, GB; Chengdu, CN; Chicago, US)
- Transforming growth factor beta 1 - new chronic ischaemic heart failure decompensation marker?** P1333
J. Dabek, M. Piechota, M. Majewski (Katowice and Tychy, PL)
- The relevant role of SR Ca leak in the development of heart failure** P1334
B.A. Mohamed, L. Kattner, K. Guan, S.E. Lehnart, S. Luther, S. Sossalla, G. Hasenfuss, K. Toischer (Goettingen, Endotherm, DE)
- Autonomic regulation of cardiac activity in patients with prehypertension** P1335
B.G. Hojakuliyev, B.N. Orayeva, M.B. Muhammedov (Ashgabat and Mary, TM)

MONDAY

SCIENTIFIC SESSIONS



Also Today



VIRTUAL CASE AREA

Experience a virtual and interactive case on a digital simulator during the Coffee Breaks in the Virtual Case Area!

10:00 – 11:00: A young decompensated patient with constrictive pericarditis
M.M. Fraczek-Jucha (Krakow, PL)

A 42-year-old man with recurrent heart failure hospitalizations was admitted to ICU due to decompensated heart failure. When standard pharmacological treatment was administered, the patient improved, but only temporarily.

15:45 – 16:30: Mysterious myocarditis in a young patient
H. Tolppanen (Helsinki, FI)

A 39-year-old woman with an episode of acute myocarditis a month earlier was admitted to hospital with symptoms of acute heart failure. Echocardiography demonstrated impaired left ventricular ejection fraction, heterogenous wall thickness and pericardial effusion.

HANDS-ON TUTORIALS

Sponsored by Abbott/GE Healthcare

HANDS-ON ROOM I

- Understand how you can optimize Mitral Regurgitation treatment with Transcatheter Mitral Valve Repair (TMVR) in Heart Failure patients: from diagnosis to follow-up
- Interact with Transcatheter Mitral Valve Repair device and Transthoracic Echocardiographic Ultrasound system
- Understand how a ramp study can be used to optimize device settings on a left ventricular assist device (LVAD)
- See and interact with a demonstration of a ramp study on a patient with a left ventricular assist device (LVAD)

08:30 - 09:15

Treating mitral regurgitation in heart failure patient: from diagnosis to follow-up

Chairperson: E. Donal (Rennes, FR)

09:30 - 10:00

How to assess mitral valve and mitral regurgitation with transthoracic echocardiographic ultrasound

Chairperson: O. Lairez (Toulouse, FR)

10:00 - 10:30

Transcatheter mitral valve repair device

Chairperson: D. Van Hees (Diegem, BE)

11:00 - 11:45

Treating mitral regurgitation in heart failure patient: from diagnosis to follow-up

Chairperson: E. Donal (Rennes, FR)

12:00 - 12:30

How to assess mitral valve and mitral regurgitation with transthoracic echocardiographic ultrasound

Chairperson: O. Lairez (Toulouse, FR)

12:30 - 13:00

Transcatheter mitral valve repair device

Chairperson: D. Van Hees (Diegem, BE)

14:00 - 14:45

Treating mitral regurgitation in heart failure patient: from diagnosis to follow-up

Chairperson: E. Donal (Rennes, FR)

15:00 - 15:30

How to assess mitral valve and mitral regurgitation with transthoracic echocardiographic ultrasound

Chairperson: O. Lairez (Toulouse, FR)

15:30 - 16:00

Transcatheter mitral valve repair device

Chairperson: D. Van Hees (Diegem, BE)

16:30 - 17:10

Using ramp studies in assist device patients: theory and evidence

Chairperson: N. Uriel (Chicago, US)

17:10 - 18:00

Left ventricular assist device: performing a ramp study using echocardiographic guidance

HANDS-ON TUTORIALS

Sponsored by Orion Pharma

HANDS-ON ROOM 2

The use of inotropes for correcting hemodynamic dysfunction in patients with congestive heart failure has been described over many decades. However, negative or insufficient data has been collected on the effects of cardiac glycosides, catecholamines, and phosphodiesterase inhibitors on quality of life and survival. More recently, the calcium sensitizer and potassium channel opener levosimendan have been proposed as a safer inodilator. This series of tutorials focus on how to use safely and effectively levosimendan in acute and advanced heart failure.

09:00 - 09:30

Repetitive use of inodilators in advanced heart failure - The rationale

Chairperson: J. Altenberger (Grossgmain, AT)

09:30 - 10:00

Repetitive use of inodilators in advanced heart failure - The scientific evidence

Chairperson: G. Poelzl (Innsbruck, AT)

10:00 - 10:30

Repetitive use of inodilators in advanced heart failure - The clinical practice

Chairperson: G. Malfatto (Milan, IT)

11:15 - 11:45

Inotropes or inodilators in Heart Failure with reduced Ejection Fraction (HFrEF): what to use, on whom, when and how? What is available

Chairperson: Z. Papp (Debrecen, HU)

11:45 - 12:15

Inotropes or inodilators in Heart Failure with reduced Ejection Fraction (HFrEF): what to use, on whom, when and how? The therapeutic needs

Chairperson: V.P. Harjola (Helsinki, FI)

12:15 - 12:45

Inotropes or inodilators in Heart Failure with reduced Ejection Fraction (HFrEF): what to use, on whom, when and how? The clinical practice

Chairperson: K. Karason (Gothenburg, SE)

14:00 - 14:30

Inodilators and renal function: how to avoid kidney dysfunction in Acute Heart Failure (AHF) - Cardiorenal syndrome

Chairperson: D. Kindgen-Milles (Dusseldorf, DE)

14:30 - 15:00

Inodilators and renal function: how to avoid kidney dysfunction in Acute Heart Failure (AHF) - Therapeutic options: what, when and why

Chairperson: J.T. Parissis (Athens, GR)

15:00 - 15:30

Inodilators and renal function: how to avoid kidney dysfunction in Acute Heart Failure (AHF)

Chairperson: F. Gustafsson (Copenhagen, DK)

16:15 - 16:45

Inotropes in acute heart failure: from guidelines to practical use - The ESC guidelines in practice

Chairperson: M. Kivikko (Espoo, FI)

16:45 - 17:15

Inotropes in acute heart failure: from guidelines to practical use - Patients in need of inotropes

Chairperson: C. Tschoepe (Berlin, DE)

17:15 - 17:45

Inotropes in acute heart failure: from guidelines to practical use - How to treat such patients

Chairperson: F.O. Oliva (Milan, IT)

HANDS-ON TUTORIALS

Sponsored by Alere

HANDS-ON ROOM 3

Acute heart failure patients still experience a high readmission and mortality rate after discharge. In this Lunch and Learn Session experiences will be shared on how to improve the outcome of these patients with proper discharge planning and follow up management.

13:00 - 14:30

Best practise for discharge and follow up of patients hospitalised with acute heart failure: role of natriuretic peptides and point-of-care testing

Chairpersons: K. McDonald (Dublin, IE); P. Jourdain (Pontoise, FR)

15:00 - 17:00

Please join us to find out how Near to Patient Testing can provide clinical, operational and economic benefits. In this Hands-on Tutorial we will demo our point-of-care solutions for Heart Failure, Acute Coronary Syndrome, Diabetes and Blood Gas Testing. Come and get your own results!

Lay hands on our point-of-care solutions

Chairperson: F. Longobardi (Roma, IT)

MORNING SESSIONS

08:30 - 10:00

Special Session

HUGO

Late Breaking Trials III



Chairpersons: P. Seferovic (Belgrade, RS); B. Pitt (Ann Arbor, US)

World Congress on Acute Heart Failure

During this session, presenters from around the world will share the very latest results of their research. The presentations will be concluded by a review from an expert providing clear take-home messages. View the programme in the Mobile App or on the Scientific Programme & Planner! Be there to hear about the latest developments in heart failure.

08:30 - 10:00

Symposium

MONET

Valvular disease in heart failure: vicious twins

Chairpersons: W.T. Abraham (Columbus, US); A. Bayes Genis (Badalona, ES)

08:30	Imaging for intervention. P. Nihoyannopoulos (London, GB)	1351
08:52	Management of aortic stenosis. G.D. Dargas (New York, US)	1352
09:15	Mitral regurgitation: drugs, devices or clip? R. Rosenhek (Vienna, AT)	1353
09:37	Surgical solutions. F. Maisano (Zurich, CH)	1354

08:30 - 10:00

Symposium

ZOLA

Therapy of acute heart failure

Chairpersons: G.S. Filippatos (Athens, GR); M. Metra (Brescia, IT)

World Congress on Acute Heart Failure

08:30	Diuretics. W. Mullens (Genk, BE)	1355
08:52	Vasodilators. O. Chioncel (Bucuresti, RO)	1356
09:15	Inotropes. V.-P. Harjola (Helsinki, FI)	1357
09:37	Devices. M.S. Nieminen (Helsinki, FI)	1358

08:30 - 10:00

Symposium

RENOIR

Heart failure management: when the clinician needs advice

Joint session with Asian Pacific



Chairpersons: F. Ruschitzka (Zurich, CH); M. Richards (Christchurch, NZ); M.C. Cho (Cheongju, KR)

08:30	Henry Krum lecture: what Henry Krum would have thought of the world of heart failure in 2017. M. Packer (Dallas, US)	1359
08:45	Acute heart failure in the emergency room. A. Mebazaa	1360
09:00	How to manage patients with severe secondary mitral regurgitation. E.-S. Jeon	1361

MORNING SESSIONS

08:30 - 10:00 Symposium MATISSE

A practical guide: how to manage heart failure with mid-range ejection fraction (HFmrEF)?

Chairpersons: C.Tschoepe (Berlin, DE); D. Logeart (Paris, FR)

08:30	Definition: what do the Guidelines say? A.A. Voors (Groningen, NL)	1365
08:52	Diagnosis. S. Solomon (Boston, US)	1366
09:15	Treatment. C.S.P. Lam (Singapore, SG)	1367
09:37	Future therapies. P. Ponikowski (Wroclaw, PL)	1368

08:30 - 10:00 Symposium PIAF

Arrhythmias in heart failure – What are the mechanisms?

Chairpersons: J.-S. Hulot (Paris, FR); D.J. van Veldhuisen (Groningen, NL)

Basic Science - Translational

08:30	High transmural wall stress. W. Louch (Oslo, NO)	1369
08:52	Aldosterone and TRP channels. J.-P. Benitah (Chatenay-Malabry, FR)	1370
09:15	Microdomain remodeling of cardiac myocytes. J. Gorelik (London, GB)	1371
09:37	Cardiac dyssynchrony and the effects of resynchronisation. F.B. Sachse (Salt Lake City, US)	1372

08:30 - 10:00 Symposium AGORA I

Ventricular assist systems: success and challenges

Chairpersons: L.H. Lund (Stockholm, SE); D. Milicic (Zagreb, HR)

08:30	Could my patient with advanced HF benefit from an MCS? M.G. Crespo-Leiro (La Coruna, ES)	1373
08:52	Improving technology and outcomes. M. Mehra (Boston, US)	1374
09:15	Ventricular assist systems are underutilised. J.F. Gummert (Bad Oeynhausen, DE)	1375
09:37	LVAS challenges: complications. M. Jessup (Boston, US)	1376

Rapid Fire 4 - Therapy and management

Chairpersons: P. Jourdain (Pontoise, FR); M. Emdin (Pisa, IT)

Rapid fire abstract sessions are dynamic and interactive presentations of related topic abstracts.

Presentation slides and ePosters will be available for further consultation on the Scientific Programme & Planner

- | | | |
|-------|---|------|
| 08:30 | Age and effect of implantable cardioverter-defibrillator (ICD) in patients with non-ischemic systolic heart failure. | 1377 |
| | M.B. Elming, J.C. Nielsen, J. Haarbo, L. Videbaek, E. Korup, L.L. Olesen, F.H. Steffensen, N.E. Bruun, H. Eiskjaer, A. Brandes, J.H. Svendsen, D. Hoefsten, S. Pehrson, L. Koeber, J.J. Thune (Copenhagen, Aarhus, Herlev, Odense, Aalborg, Roskilde and Vejle, DK) | |
| 08:36 | Use of mineralocorticoid receptor antagonists in a real-world population with heart failure and reduced ejection fraction: an analysis of 24,529 patients from the swedish heart failure registry | 1378 |
| | G. Savarese, J.J. Carrero, B. Pitt, S. Anker, U. Dahlstrom, L.H. Lund (Stockholm and Linkoping, SE; Ann Arbor, US; Gottingen, DE) | |
| 08:42 | Oral anticoagulant use in patients with atrial fibrillation and concomitant heart failure: an analysis of 22,719 patients from the swedish heart failure registry | 1379 |
| | G. Savarese, L. Friberg, U. Dahlstrom, L.H. Lund (Stockholm and Linkoping, SE) | |
| 08:48 | SGLT2 inhibition differentially reduces extracellular fluid volume relative to blood volume: a hypothesis for heart failure protection | 1380 |
| | K. Hallow, G. Helmlinger, P.J. Greasley, D.W. Boulton (Athens, GA and Waltham, MA, US; Mölndal, SE) | |
| 08:54 | Chronic oral study of myosin activation to increase contractility in heart failure (COSMIC-HF): dose-escalation phase | 1381 |
| | J.R. Teerlink, G.M. Felker, J.J.V. McMurray, S.D. Solomon, M.L. Monsalvo, R. Palaparthi, J. Johnston, J.B. Kim, F.I. Malik (San Francisco, Durham, NC, Boston, Thousand Oaks and South San Francisco, US; Glasgow, GB) | |
| 09:00 | Healthcare resource utilization associated with heart failure with preserved versus reduced ejection fraction: a retrospective population-based cohort study in Sweden | 1382 |
| | K. Boman, K. Lindmark, M. Olofsson, J. Stalhammar, G.J. Bergman, M. Tornblom, S. Bruce Wirta, M. Costa-Scharplatz, F. Calado, G. Wikstrom (Umea, Uppsala, Solna and Stockholm, SE; Basel, CH) | |
| 09:06 | Costs associated with heart failure with preserved versus reduced ejection fraction: a retrospective population-based cohort study in Sweden | 1383 |
| | K. Boman, K. Lindmark, J. Stalhammar, G. Wikstrom, G.J. Bergman, M. Tornblom, M. Costa-Scharplatz, S. Bruce Wirta, M. Olofsson (Umea, Uppsala, Solna and Stockholm, SE) | |
| 09:12 | Significance of ischemic heart disease in patients with heart failure with preserved, mid-range and reduced ejection fraction - A nationwide cohort study | 1384 |
| | O. Vedin, C.S.P. Lam, A.S. Koh, L. Benson, T.H.K. Teng, W.T. Tay, O.Ö. Braun, G. Savarese, U. Dahlstrom, L.H. Lund (Uppsala, Stockholm, Lund and Linkoping, SE; Singapore, SG) | |
| 09:18 | Physical activity measured with implanted devices predicts heart failure outcomes | 1385 |
| | C. Linde, A. Tang, M.R. Cowie, T. Bergemann, W.T. Abraham (Stockholm, SE; Ontario, CA; London, GB; Mounds View and Columbus, US) | |
| 09:24 | Clinical and prognostic value of spot urinary creatinine in chronic heart failure | 1386 |
| | J.M. Ter Maaten, A.P. Maggioni, R. Latini, S. Masson, G. Tognoni, L. Tavazzi, A.P. Voors, K. Damman (Groningen, NL; Florence, Milan and Cotignola, IT) | |
| 09:30 | Heart failure with mid-range ejection fraction in patients admitted to internal medicine departments: findings the RICA registry. | 1387 |
| | P. Salamanca-Bautista, M.E. Guisado-Espartero, O. Aramburu-Bodas, A. Conde-Martel, J.L. Arias-Jimenez, P. Llacer-Iborra, J.C. Arevalo-Lorido, J.M. Cerqueiro-Gonzalez, M.F. Davila-Ramos, F. Epelde-Gonzalo, J. Perez-Silvestre, J.A. Satue-Bartolome, A. Martin-Ezquerro, L. Manzano, M. Montero-Perez-Barquero (Seville, Cabra (Córdoba), Las Palmas, Manises (Valencia), Zafra (Badajoz), Lugo, Santa Cruz de Tenerife, Sabadell (Barcelona), Valencia, Fuenlabrada, Burgos, Madrid and Cordoba, ES) | |

MORNING SESSIONS

08:30 - 10:00

Rapid Fire Abstract

AGORA 2

Rapid Fire 4 - Therapy and management (continued)

- 09:36 **Impact of CHA2DS2-VASc and HAS-BLED on oral anticoagulant use and outcomes in patients with atrial fibrillation and concomitant heart failure: an analysis of 22,055 patients from the SwedeHF** 1388
G. Savarese, L. Friberg, M. Rosenqvist, U. Dahlstrom, L.H. Lund (Stockholm and Linkoping, SE)
- 09:42 **Multicentre trial of a transfemoral mitral valve reconstruction system** 1389
K.-H. Kuck, A. Colombo, O. Alfieri, A. Vahanian, S. Baldus, F. Maisano, G. Nickenig, R.S. Von Bardeleben, J. Van Der Heyden, J. Hausleiter, A. Kerner, C. Tamburino (Hamburg, Cologne, Bonn, Mainz and Munich, DE; Milan and Catania, IT; Paris, FR; Zurich, CH; Nieuwegein, NL; Haifa, IL)
- 09:48 **Hypoxic-hyperoxic preconditioning: a novel technique for myocardial protection against ischemia-reperfusion injury** 1390
I.A. Mandel, Y.K. Podoksenov, S.L. Mikheev, Y.S. Svirko, N.O. Kamenschikov, I.V. Sukhodolo, V.M. Shipulin (Moscow and Tomsk, RU)
- 09:54 **Effect of ivabradine in patients with heart failure with preserved ejection fraction: the EDIFY randomised placebo-controlled trial** 1391
M. Komajda, R. Isnard, A. Cohen-Solal, M. Metra, B. Pieske, P. Ponikowski, A.A. Voors, F. Dominjon, C. Henon-Goburdhun, M. Pannaux, M. Bohm (Paris and Suresnes, FR; Brescia, IT; Berlin and Homburg, DE; Wroclaw, PL; Groningen, NL)

10:00 - 11:00

Moderated Poster

Moderated Poster Area

Moderated Poster session 4 - Basic Science

Chairpersons: J.L. Balligand (Brussels, BE); J.-S. Hulot (Paris, FR)

- 10:00 **Stem cells improve kidney function and remodelling in CRS type II** 1392
C. Castellani, G. Vescovo, P. Cortiana, M. Pozzobon, G. Thiene, R. Tavano, M. Fedrigo, A. Angelini (Padua, IT)
- 10:06 **The cross-talk of Solidroside on TGF-beta / Smads and Wnt /beta-catenin signaling pathway in the myocardial fibrosis after AMI in rats and its correlation with Galectin3** 1393
J. Ma, L.H. Ma (Beijing, CN)
- 10:12 **Identification and isolation of cycling cardiomyocytes for single cell analysis** 1394
M. Baniol, J. Panula, E.L. Graham, E. Lazar, O. Bergmann (Stockholm, SE; Dresden, DE)
- 10:18 **Gemfibrozil, a potential preconditioning agent to reduce ischemia/reperfusion injury after heart transplantation** 1395
K. Benke, C.S. Matyas, A.A. Sayour, A. Olah, B.T. Nemeth, M. Ruppert, G. Szabo, I. Hartyszky, Z. Szabolcs, B. Merkely, T. Radovits (Budapest, HU; Heidelberg, DE)
- 10:24 **Role of global and local inflammation in cardiac fibrosis induced by aortic stenosis and its impact on LV function in patients referred for surgical aortic valve replacement** 1396
A. Galat, A.G. Guellich, D.B. Bodez, S.G. Guendouz, S.M. Moutereau, E.B. Bargoend, J.P.C. Couetil, N.B. Benhaiem, S.H. Hue, L.H. Hittinger, J.L.D.R. Dubois-Rande, D.M. Mothy, L.L. Lipskaia, C.R. Radu, T.D. Damy (Creteil and Poitiers, FR)
- 10:30 **Cardiosphere-derived cells exert anti-inflammatory effects and confer structural and functional benefits in rat hearts with autoimmune myocarditis** 1397
E. Leventaki, M. Nana, N. Poulianitis, C. Kapelios, S. Vakrou, D. Rontogianni, A.S. Manolis, D. Perrea, J.N. Nanas, K. Malliaras (Athens, GR)
- 10:36 **ERK1/2 autophosphorylation at threonine 188 in cardiac fibroblasts contributes to the maladaptive remodelling of the heart in response to chronic pressure-overload** 1398
O.W. Wiens, E. Nenad, K. Lorenz (Dortmund and Wuerzburg, DE)

MORNING SESSIONS

10:00 - 11:00

Moderated Poster

Moderated Poster Area

Moderated Poster session 4 - Basic Science (continued)

- | | | |
|-------|--|------|
| 10:42 | Remote ischemic conditioning improves post-ischemic cardiac function: the role of Neuregulin-I | 1399 |
| | O. Hamza, A. Kiss, P. Pilz, I.F. Goncalves, M. Inci, D. Santer, F. Nagel, B. Podesser (Vienna, AT) | |
| 10:48 | Circulating miRNAs and BAG3-related Dilated Cardiomyopathy | 1400 |
| | R. Toro, M. Saura, D. De Gonzalo-Calvo, V. Llorente-Cortes, F. Rosa-Longobardo, C. Rodriguez-Leal, M.D. Mesa-Rubio, A. Mangas, J.L. Zamorano, C. Zaragoza (Cadiz, Madrid, Barcelona and Cordoba, ES) | |
| 10:54 | Heart rate reduction opposes acute decompensation of chronic heart failure | 1401 |
| | N. Peschanski, M. Lachaux, N. Harouki, N. Nicol, J.P. Henry, J. Salzmann, F. Fougereuse, V. Richard, C. Thuillez, P. Mulder (Rouen and Suresnes, FR) | |

10:00 - 11:00

Clinical Case Posters

Moderated Poster Area

Clinical Case Corner 4 - CAD and heart failure: a liaison dangereuse

Chairpersons: N. Girerd (Nancy, Fr); P. Van Der Meer (Groningen, NL)

- | | | |
|-------|---|------|
| 10:00 | Acute heart failure and cardiogenic shock induced by ruptured coronary arteriovenous fistula | 1402 |
| | J.-H. Lee (Cheongju, KR) | |
| 10:07 | A life-saving plug: spontaneous closure of ventricular rupture by a coincident thrombus after stemi | 1403 |
| | V. Dornberger (Greifswald, DE) | |
| 10:15 | First series of ST-elevation myocardial infarction with acute coronary occlusion and coexisting Takotsubo Syndrome | 1404 |
| | L.C. Napp (Hannover, DE) | |
| 10:22 | Coronary vasospasm; a silent enemy in orthotopic heart transplant. | 1405 |
| | A. Omondi (Bronx, US) | |
| 10:30 | Non-compact cardiomyopathy in elderly patient with acute primary anterior STEMI | 1406 |
| | M. Kercheva (Tomsk, RU) | |
| 10:37 | Post-infarction mechanical complications: a successful case | 1407 |
| | A.C. Gomes (Almada, PT) | |
| 10:45 | Abnormal origin of the left circumflex artery a GUCH patient mystery solved after 15 years. | 1408 |
| | M. Rozanska (Krakow, PL) | |
| 10:52 | ECMO as bridge to surgery in post-infarct ventricular septal defect | 1409 |
| | S. Del Prado Diaz (Madrid, ES) | |

10:05 - 10:55

Special Event

MATISSE

HFA General Assembly



The Heart Failure Association presents an overview of its activities for its members.

MORNING SESSIONS

10:15 - 10:45

Satellite Symposium - Experts on the Spot

AGORA 1

Managing heart failure patients in day-to-day practice Sponsored by SERVIER

Chairpersons: A.J.S. Coats (Coventry, GB); C. Maack (Homburg/Saar, DE)

Come and meet these two experts to discuss the importance of managing comorbidities in heart failure patients, review the latest ESC-HFA recommendations on heart failure, and understand how to apply these guidelines in clinical practice. The discussion will focus on the specific challenges in symptomatic patients and patients with multiple comorbidities.

10:15	Importance of the comorbidities in the management of heart failure patients.	1410
	A.J.S. Coats (Coventry, GB)	
10:20	How to keep the patient out of the hospital.	1411
	C. Maack (Homburg/Saar, DE)	
10:25	Discussion.	1412
	A.J.S. Coats (Coventry, GB); C. Maack (Homburg/Saar, DE)	

10:15 - 10:45

Satellite Symposium - Experts on the Spot

AGORA 2

Iron deficiency in patients with heart failure: implementing the guidelines in your clinical practice Sponsored by Vifor Pharma

Chairperson: T.A. McDonagh (London, GB)

To provide an opportunity to learn through discussion how to manage iron deficiency in heart failure patients as addressed in the 2016 ESC Guidelines on HF.

10:15	Overview of the 2016 ESC Guidelines on HF recommendations on the management of iron deficiency.	1413
	S.D. Anker (Gottingen, DE)	
10:25	Discussion: iron deficiency in patients with heart failure: implementing the guidelines in your clinical practice.	1414
	P. Van Der Meer (Groningen, NL); T.A. McDonagh (London, GB); S.D. Anker (Gottingen, DE)	

11:00 - 12:30

Guidelines in Daily Practice

HUGO

Guidelines in Daily Practice IV: comorbidities – valvular and kidney disease



Chairpersons: J. Boletis (Athens, GR); J. Celutkienė (Vilnius, LT)

Guidelines into Practice

11:00	Case presentation: a patient with valvular disease	1415
	P. de Groote (Lille, FR)	
11:10	What do the Guidelines say?	1416
	J.T. Parissis (Athens, GR)	
11:20	Gaps in evidence	1417
	C. Bouleti (Paris, FR)	
11:30	Questions & answers with the audience.	1418

MORNING SESSIONS

11:00 - 12:30 Guidelines in Daily Practice HUGO

Guidelines in Daily Practice IV: comorbidities – valvular and kidney disease (continued)



11:40	Conclusion and take-home messages. J. Celutkienė (Vilnius, LT)	1419
11:45	Case presentation: worsening kidney function J. Lassus (Espoo, FI)	1420
11:55	What do the Guidelines say? A.A. Voors (Groningen, NL)	1421
12:05	Gaps in evidence R. Placido (Lisbon, PT)	1422
12:15	Questions & answers with the audience.	1423
12:25	Conclusion and take-home messages. J.C. Burnett Jr (Rochester, US)	1424

11:00 - 12:30 Symposium MONET

How to use biomarkers in acute heart failure

Chairpersons: F. Hernandez (Durham, US); C.S.P. Lam (Singapore, SG)

World Congress on Acute Heart Failure

11:00	Natriuretic peptides. A. Maisel (Solana Beach, US)	1425
11:22	Inflammatory markers. D. Tousoulis (Athens, GR)	1426
11:45	Troponins. C.E. Mueller (Basel, CH)	1427
12:07	Markers of renal function. S. Di Somma (Roma, IT)	1428

11:00 - 12:30 Symposium ZOLA

How to tackle congestion

Chairpersons: E. Bonnefoy-Cudraz (Bron, FR); M.R. Costanzo (Naperville, US)

World Congress on Acute Heart Failure

11:00	Decongestion: what are the targets. N. Sato (Kawasaki, JP)	1429
11:22	Decongestive therapies. W. Mullens (Genk, BE)	1430
11:45	Diuretic resistance. K. Damman (Haren, NL)	1431
12:07	Ultrafiltration: a bridge over troubled waters? F. Ruschitzka (Zurich, CH)	1432

MORNING SESSIONS

11:00 - 12:30 Symposium RENOIR

How to diagnose and treat myocarditis?

Chairpersons: M. Noutsias (Jena, DE); A. Frustaci (Rome, IT)

Cardiomyopathy

11:00	Diagnosis. C. Tschoepe (Berlin, DE)	1433
11:22	New imaging, new hopes. V.M. Ferreira (Oxford, GB)	1434
11:45	Treatment. A.L.P. Caforio (Padua, IT)	1435
12:07	The road ahead. L. Cooper (Jacksonville, US)	1436

11:00 - 12:30 Symposium MATISSE

Novel aspects in heart transplantation

Chairpersons: M.G. Crespo-Leiro (La Coruna, ES); M. Jessup (Boston, US)

11:00	Selection criteria. M. Mehra (Boston, US)	1437
11:22	Using hearts from donation after circulatory death. S.L. Tsui (Cambridge, GB)	1438
11:45	Immunosuppression and rejection. F. Gustafsson (Copenhagen, DK)	1439
12:07	Long term follow-up. T. Ben Gal (Ramat Hasharon, IL)	1440

11:00 - 12:30 Symposium PIAF

What to target outside of cardiac myocytes in heart failure

Chairpersons: A.M. Shah (London, GB); S. Germain (Paris, FR)

Basic Science - Translational

11:00	Endothelium. A. Flammer (Zurich, CH)	1441
11:22	Fibrosis. T. Thum (Hannover, DE)	1442
11:45	Inflammation. G. Siasos (Athens, GR)	1443
12:07	Lymphatic circulation. E. Brakenhielm (Rouen, FR)	1444

MORNING SESSIONS

11:00 - 12:30

Symposium

AGORA 1

Multimodality imaging in heart failure: already today, not tomorrow!
Joint HoT and HiT session



View the programme details on the Scientific Programme & Planner and on the Mobile App

11:00 - 12:30

Clinical Cases

AGORA 2

The very best from clinical cases - 2

Chairpersons: M. Boehm (Homburg/Saar, DE); M.S. Anker (Berlin, DE)

11:00	Familial left ventricular non compaction with LV apical thrombus and concomitant paroxysmal atrial fibrillation anticoagulated with NOAC, with thrombus resolution on follow-up	1449
	A. Nossikoff (Sofia, BG)	
11:15	Dilated cardiomyopathy as a result of powerlifting and anabolic agents use	1450
	S. Galyavich (Kazan, RU)	
11:30	Primary cardiac osteosarcoma	1451
	J.-H. Lee (Cheongju, KR)	
11:45	A successful multidisciplinary approach to pregnancy and delivery in pulmonary artery hypertension.	1452
	A. Marocco (Cagliari, IT)	
12:00	Rapidly progressive, undifferentiated ventricular failure requiring urgent extra-corporeal membrane oxygenation	1453
	I. Shiekh (Murdoch, AU)	
12:15	Constrictive pericarditis due to rheumatoid arthritis 6 years follow up	1454
	M. Kaluzna-Oleksy (Poznan, PL)	

LUNCHTIME SESSIONS

12:45 - 14:00

Satellite Symposium

HUGO

The wearable cardioverter defibrillator: an essential tool in the management of patients at high risk for sudden cardiac death Sponsored by ZOLL

Chairpersons: C. Leclercq (Rennes, FR); T.M. Helms (Hamburg, DE)

Managing Sudden Cardiac Death risk is critical during the early period after a new diagnosis of heart failure or non-ischemic cardiomyopathy. This program will discuss recent data the PROLONG study and DANISH trial and the management of these patients. The faculty will also discuss the implementation of effective screening processes in order to identify the right patient at SCD risk in your hospital, and the utility of patient management monitoring systems to effect better outcomes for newly diagnosed heart failure patients.

12:45	Introduction - The wearable cardioverter defibrillator: an essential tool in the management of patients at high risk for sudden cardiac death.	1455
	T.M. Helms (Hamburg, DE)	
12:50	Current treatment strategies for newly diagnosed heart failure patients.	1456
	C. Veltmann (Hannover, DE)	
13:10	Screening: a systematic and efficient way to optimize patient selection at risk for sudden cardiac death.	1457
	J. Sperzel (Bad Nauheim, DE)	
13:30	Utility of remotely managed patient clinical and diagnostic markers to effect better outcomes.	1458
	S. Stoerk (Wuerzburg, DE)	
13:50	Panel discussion and summary.	1459
	C. Leclercq (Rennes, FR)	

12:45 - 13:45

Satellite Symposium

MONET

Heart failure, diabetes, and renal dysfunction: time for a more unified approach Organised by Physicians Academy for Cardiovascular Education, supported by an unrestricted educational grant from Boehringer-Ingelheim and Lilly

Chairpersons: A.A. Voors (Groningen, NL); M.R. Cowie (London, GB)

- Emphasize heart failure as a disease in which innovation is ongoing, yielding several new agents that are soon likely to change clinical practice
- To explore mechanisms and common pathways underlying the development of cardiovascular disease and heart failure and the particular risk of patients with diabetes
- To discuss the role of anti-diabetic therapy, in particular the use of SGLT2 inhibitors, in a risk-based intervention strategy that targets glucose control and cardiovascular risk factors
- To provide an expert perspective on the role of SGLT2 inhibitors in the treatment of patients with diabetes and heart failure
- To discuss current and future strategies for practical management of heart failure and interventions to prevent cardiovascular events

12:45	Introduction.	1461
	A.A. Voors (Groningen, NL)	
12:50	Challenges in heart failure management: diabetes and renal impairment.	1462
	M.R. Cowie (London, GB)	
13:05	SGLT2 inhibition & heart failure: lessons from EMPA-REG OUTCOME.	1463
	P.-H. Groop (Hus, FI)	
13:25	New diabetes drugs and heart failure: What have we learnt?	1464
	J.J.V. McMurray (Glasgow, GB)	

LUNCHTIME SESSIONS

12:45 - 13:45

Satellite Symposium

ZOLA

Heart failure: what is the potential of SGLT2 inhibition? Sponsored by AstraZeneca

Chairperson: S.G. Williams (Manchester, GB)

By the end of this session, attendees will:

1) *Have an understanding of the current trends in heart failure epidemiology, the current heart failure treatment landscape and unmet need for novel therapies.*

2) *Gain insight into relevant data from recent studies of SGLT2 inhibitors showing the potential for SGLT2 inhibition to reduce heart failure mortality. (SGLT2, sodium-glucose co-transporter 2)*

12:45	Welcome and introduction. S.G. Williams (Manchester, GB); J. Day (Luton, GB)	1465
12:50	The ongoing problem of heart failure. J.J.V. McMurray (Glasgow, GB)	1466
13:10	The ongoing problem of heart failure - Q&A. J.J.V. McMurray (Glasgow, GB); S.G. Williams (Manchester, GB)	1467
13:15	SGLT2 inhibition: the potential to change the heart failure landscape? M. Kosiborod (Kansas City, US)	1468
13:35	SGLT2 inhibition: the potential to change the heart failure landscape? Q&A. M. Kosiborod (Kansas City, US); S.G. Williams (Manchester, GB)	1469
13:40	Summary and close. S.G. Williams (Manchester, GB)	1470

12:45 - 13:45

Satellite Symposium

RENOIR

Tricuspid regurgitation in heart failure: how to treat it? Sponsored by Charité Universitätsmedizin Berlin

Chairpersons: A.J.S. Coats (Coventry, GB); W.T. Abraham (Columbus, US)

Review the burden of Tricuspid regurgitation (TR) in patients with Heart Failure

Discuss the role of surgical interventions in the management of TR

Focus on transcatheter repair for functional TR

Learn from a case-based approach

12:45	Tricuspid regurgitation in the heart failure population. S.D. Anker (Gottingen, DE)	1471
13:00	Surgical techniques to treat tricuspid regurgitation – The key procedure and other approaches. L. Labrousse (Pessac,FR)	1472
13:15	Transcatheter repair for functional tricuspid regurgitation – First clinical trial results for the trialign sytsem. A. Latib (Milan, IT)	1473
13:30	Questions & answers. S.D. Anker (Gottingen, DE) L. Labrousse (Pessac,FR); A. Latib (Milan, IT)	1474

LUNCHTIME SESSIONS

12:45 - 14:00

Satellite Symposium

MATISSE

Enabling and optimizing Renin-Angiotensin-Aldosterone-System inhibitors (RAASi) therapy in cardio-renal patients by controlling potassium levels

Sponsored by Vifor Pharma / Vifor Fresenius Medical Care Renal Pharma

Chairpersons: B. Pitt (Ann Arbor, US); F. Zannad (Vandoeuvre Les Nancy, FR)

To improve understanding of the pathophysiology, clinical significance and unmet medical need in cardio-renal patients who are treated with renin-angiotensin-aldosterone-system inhibitors (RAASi) therapy that have hyperkalemia or are at risk for elevated potassium levels.

To review the clinical evidence conducted to date with current and new potassium binders and understand the mechanism of action and efficacy of the newer options.

To understand the importance of development guidelines and its implementation for potassium binder enabling RAASi therapy to improve outcomes in cardio-renal patients.

To understand how the management of potassium levels can help to start and continue optimal RAASi treatment in cardio-renal patients to improve outcomes.

To discuss further need for additional evidence to manage potassium levels when enabling RAASi therapy.

12:45	Welcome and introduction. B. Pitt (Ann Arbor, US)	1475
12:50	RAASi therapy benefit and challenges in cardio-renal patients. L.H. Lund (Stockholm, SE)	1476
13:05	Treatment strategies to manage hyperkalemia and control potassium levels. S.D. Anker (Göttingen, DE)	1477
13:20	Changing the treatment paradigm of hyperkalemia management to enable and optimize RAASi therapy. J. Butler (Atlanta, US)	1478
13:35	Panel discussion. B. Pitt (Ann Arbor, US)	1479
13:55	Summary and conclusions. F. Zannad (Vandoeuvre Les Nancy, FR)	1480

12:45 - 13:45

Satellite Symposium

PIAF

Understanding congestion: thinking beyond diuretic therapy

Sponsored by Fresenius Medical Care

Chairpersons: F. Ruschitzka (Zurich, CH); G.S. Filippatos (Athens, GR)

- Identify the need to improve treatment of acutely decompensated chronic heart failure
- Understand the clinical impact of congestion and diuretic resistance
- Obtain a comprehensive overview of current therapeutic approaches
- Review the challenges to extracorporeal fluid removal in heart failure and identify the need for clinical equipose

12:45	Welcome & introduction. F. Ruschitzka (Zurich, CH); G.S. Filippatos (Athens, GR)	1481
12:49	Congestion - The key target in the treatment of decompensated heart failure. M. Metra (Brescia, IT)	1482
13:01	The decongestion toolkit: restoring sensitivity to diuretics. P. Ponikowski (Wrocław, PL)	1483
13:13	Peripheral ultrafiltration: exploring new options for acutely decompensated heart failure. M.R. Costanzo (Naperville, US)	1484
13:25	Panel discussion and Q&A. F. Ruschitzka (Zurich, CH); G.S. Filippatos (Athens, GR)	1485
13:40	Key takeaways (closing). F. Ruschitzka (Zurich, CH)	1486

AFTERNOON SESSIONS

14:15 - 15:45

Special Session

HUGO

HFA Championships



Chairpersons: P. Seferovic (Belgrade, RS); M. Jessup (Boston, US); M. Lainscak (Murska Sobota, SI); A.A.Voors (Groningen, NL)

Judges: K. Swedberg (Goteborg, SE); C. Maack (Homburg/Saar, DE); J. Riley (London, GB); K. Damman (Haren, NL)

Teams from France, Japan and Poland will compete for the Cup! Each team will present a different challenging case and answer questions from the chairpersons. Expert judges will grade their performance and the audience will vote for the winners: which team will you support?

Mobile App - Voting

14:16	French team: an outpatient case. D. Bodez (Paris, FR)	1487
14:30	Panel discussion. D. Bodez (Paris, FR); T. Damy (Creteil, FR); A. Galat (Creteil, FR); B. Novak (Creteil, FR)	1488
14:45	Japanese team: a case of acute heart failure. S. Ishihara (Kanagawa, JP)	1489
15:00	Panel discussion. S. Ishihara (Kanagawa, JP); N.P. Kato (Norrkoping, SE); Y. Sotomi (Rotterdam, NL); T. Taniguchi (Suita, JP)	1490
15:15	Polish team: a case of decompensated patient. A. Gwizdala (Poznan, PL)	1491
15:30	Panel discussion. A. Gackowski (Krakow, PL); A. Gwizdala (Poznan, PL); E. Straburzynska-Migaj (Poznan, PL); I. Uchmanowicz (Wroclaw, PL)	1492

14:15 - 15:45

Symposium

MONET

How imaging can guide clinical decision making in heart failure

Chairpersons: C. O.Connor (Durham, US); M. Emdin (Pisa, IT)

14:15	Is it time to replace the measurement of ejection fraction? T.H. Marwick (Melbourne, AU)	1493
14:33	Should we still assess dyssynchrony? E. Donal (Rennes, FR)	1494
14:51	Imaging of congestion. N. Girerd (Nancy, FR)	1495
15:09	The right ventricle? A. Flammer (Zurich, CH)	1496
15:27	Ischaemic cardiomyopathy: is viability testing still alive? S. Prasad (London, GB)	1497

AFTERNOON SESSIONS

14:15 - 15:45

Symposium

ZOLA

Cardiomyopathies: what the clinical cardiologist should know about... Joint with the Interamerican Society of Heart failure



Chairpersons: J.E. Gomez (Cali, CO); K. Dickstein (Stavanger, NO)

14:15	Chagas. J.A. Magana Serrano (Mexico, MX)	1498
14:37	Fabry disease. A. Keren (Tel Aviv, IL)	1499
15:00	Sarcoidosis. G.M.C. Rosano (London, GB)	1500
15:22	Non compaction. A.M. Jerez Castro (Habana, CU)	1501

14:15 - 15:45

Symposium

RENOIR

Comorbidities: prequel or sequel to heart failure

Chairpersons: F.H. Rutten (Utrecht, NL); J.J.V. McMurray (Glasgow, GB)

14:15	Concomitant renal failure: how to adjust treatment. P. Van Der Meer (Groningen, NL)	1502
14:33	Heart failure and angina: from drugs to interventions. M. Silver (Oak Lawn, US)	1503
14:51	Gut microbiota: a novel field of intervention? M. Luedde (Kiel, DE)	1504
15:09	Sleep disordered breathing: to intervene or not to intervene? C.E. Angermann (Wurzburg, DE)	1505
15:27	Chronic pain – Selective COX-2 inhibitor or NSAID? F. Ruschitzka (Zurich, CH)	1506

14:15 - 15:45

Symposium

MATISSE

Biomarkers in chronic heart failure

Chairpersons: F. Zannad (Vandoeuvre Les Nancy, FR); J. Januzzi (Boston, US)

14:15	Natrurietic peptide-guided therapy: a curvy road ahead. M. Richards (Christchurch, NZ)	1507
14:33	New markers of acute kidney injury. M.R. Costanzo (Naperville, US)	1508
14:51	Long term outcome: ST-2 and/or adrenomedulin. H.P. Brunner-La Rocca (Maastricht, NL)	1509
15:09	What is in the pipeline? A. Maisel (Solana Beach, US)	1510
15:27	Biomarkers changed my daily practice! R.A. De Boer (Groningen, NL)	1511

AFTERNOON SESSIONS

14:15 - 15:45

Symposium

PIAF

A fresh look on iron deficiency in heart failure

Chairpersons: J. Fauconnier (Montpellier, FR); V. Melenovsky (Prague, CZ)

Basic Science - Translational

14:15	Iron deficiency: diagnostic dilemmas and therapeutic perspectives. E.A. Jankowska (Wroclaw, PL)	1512
14:37	Iron deficiency impairs cardiac adaptation to acute and chronic stress. T. Kempf (Hannover, DE)	1513
15:00	Is there a role for iron chelators? H. Ardehali (Chicago, US)	1514
15:22	Heart failure is a multi-nutrient deficiency disorder: impact of iron, copper and selenium A.L. Clark (Kingston-Upon-Hull, GB)	1515

14:15 - 15:00

Special Session

AGORA 1

Off the record with M. Boehm



Chairpersons: M.F. Piepoli (Piacenza, IT); M. Arrigo (Zurich, CH)

The new «Off the record» sessions will open the floor to an informal discussion with a world-renowned expert, a panel of discussants, and the audience.

Prof. Michael Boehm will address issues on: «Heart rate control in my daily practice»

- Why this topic is important though overlooked

- How to pay attention to heart rate in daily practice

14:15	Heart rate control in my daily practice. M. Boehm (Homburg/Saar, DE)	1516
14:45	Heart rate control in my daily practice - discussion. M.F. Piepoli (Piacenza, IT); M. Arrigo (Zurich, CH)	1517

14:15 - 15:45

Rapid Fire Abstract

AGORA 2

Rapid Fire 5 - Diagnosis - Pathophysiology - Prognosis

Chairpersons: Y.M. Lopatin (Volgograd, RU); P. Rossignol (Vandoeuvre Les Nancy, FR)

Rapid fire abstract sessions are dynamic and interactive presentations of related topic abstracts.

Presentation slides and ePosters will be available for further consultation on the Scientific Programme & Planner

14:15	Predictors of left ventricular hypertrophy in hypertensive patients. Data from SEPHAR III study. R.O. Darabont, O.F. Tautu, D. Dimulescu, C. Sinescu, D. Pitic, G. Tamasescu, M. Stoian, S. Onciul, D. Cadil, A. Vijiic, C. Angelescu, M. Dorobantu (BUCHAREST and Bucharest, RO)	1518
14:21	A description of characteristics of very elderly patients newly diagnosed with heart failure: a retrospective population-based cohort study in Sweden M. Olofsson, K. Boman, K. Lindmark, G. Wikstrom, G.J. Bergman, M. Tornblom, C.C. Proenca, B. Balas, F. Calado, J. Stalhammar (Umea, Uppsala and Solna, SE; Basel, CH)	1519

AFTERNOON SESSIONS

14:15 - 15:45

Rapid Fire Abstract

AGORA 2

Rapid Fire 5 - Diagnosis - Pathophysiology - Prognosis (continued)

- | | | |
|-------|---|------|
| 14:27 | Elamipretide, a cardiolipin-targeting peptide, decreases mitochondrial oxidant stress in the failing human heart
G.C. Sparagna, K.C. Chatfield, S. Chau, D.A. Brown, E. Phillips, N. Stafford, A. Ambardekar, A. Korst, S.D. Miyamoto, C.C. Sucharov, B. Stauffer (Aurora and Blacksburg, US) | 1520 |
| 14:33 | Sex, reverse remodeling and prognosis in chronic systolic heart failure
A. Aimo, G. Vergaro, V. Castiglione, A. Barison, A. Giannoni, R. Poletti, V. Chubuchny, L. Zyw, S. Maffei, C. Passino, M. Emdin (Pisa, IT) | 1521 |
| 14:39 | The clinical meaning of selected single nucleotide polymorphisms in patients with hypertension and heart failure with preserved and mid-range ejection fraction
A. Bielecka-Dabrowa, A. Sakowicz, M. Misztal, T. Pietrucha, J. Rysz, M. Banach (Lodz, PL) | 1522 |
| 14:45 | Association between troponin I and left ventricular global longitudinal strain in outpatients with heart failure
J. Jensen, H. Bosselmann, J. Rasmussen, M.L. Johansen, F. Gaborit, M. Jurgens, K. Iversen, F. Gustafsson, G. Soletormos, C. Kistorp, M. Schou (Herlev, Hillerod and Copenhagen, DK) | 1523 |
| 14:57 | Epidemiology of heart failure in Sweden: a retrospective population-based cohort study
K. Lindmark, K. Boman, M. Olofsson, G. Wikstrom, G.J. Bergman, M. Tornblom, E. Gullberg, D. Johansson, R. Schlienger, J. Stalhammar (Umea, Uppsala, Solna and Stockholm, SE; Basel, CH) | 1525 |
| 15:03 | Clinical characteristics and outcomes of patients with chronic heart failure and 'mid-range' ejection fraction: data from the IN-HF Outcome Italian Registry
F. Orso, A.P. Maggioni, G. Fabbri, M. Gorini, O. De Donno, G. Guazzotti, S. Luca, L. Scelsi, L. Tavazzi (Florence, Scorrano, Montescano, Naples, Pavia and Cotignola, IT) | 1526 |
| 15:09 | Prognostic value of calculated plasma volume status in patients with heart failure and reduced ejection fraction insights from the PARADIGM-HF trial
S.L. Kristensen, R. Roerth, P.S. Jhund, J. Rouleau, M. Zile, S.D. Solomon, K. Swedberg, M. Packer, J.J.V. McMurray (Glasgow, GB; Montreal, CA; Charleston, Boston and Dallas, US; Gothenburg, SE) | 1527 |
| 15:15 | Plasma adrenomedullin and risk of heart failure in people with type 2 diabetes: the Surdiagene and Diabhycar prospective studies
B. Gellen, M. Fraty, G. Velho, E. Gand, F. Fumeron, S. Ragot, P. Sosner, P.J. Saulnier, J.M. Halimi, D. Montaigne, G. Ducrocq, M. Rehman, M. Marre, R. Roussel, S. Hadjadj (Poitiers, Paris, Tours and Lille, FR) | 1528 |
| 15:21 | Prognostic value of malnutrition screening tools in patients with chronic heart failure
S. Sze, P. Pellicori, A.S. Rigby, S. Kazmi, A.L. Clark (Hull, GB) | 1529 |
| 15:27 | One-year change in ejection fraction and long-term outcomes in patients with heart failure with mid-range ejection fraction
N. Farre, J. Lupon, E. Sole-Gonzalez, J. Gonzalez-Costello, J. Vila, S. Perez, S. Ruiz, M. Domingo, A. Mendez-Fernandez, C. Sanchez-Enrique, C. Enjuanes, E. Roig, E. Zamora, A. Bayes-Genis, J. Comin-Colet (Barcelona and Badalona, ES) | 1530 |
| 15:33 | HLM as a new staging system for heart failure. Comparison with NYHA
P. Severino, M. Alfarano, M. Pucci, I. Ferrari, S. Peroni, S. Calcagno, A. Fusto, D. Alunni Fegatelli, A. Vestri, S. Sciomer, M. Mancone, F. Fedele (Rome, IT) | 1531 |
| 15:39 | Prevalence and clinical consequences of dysglycaemia in nondiabetic patients with chronic heart failure
M. Mohan, F. Baig, U. Bhalraam, C.H.I.M. Lang (Dundee, GB) | 1532 |

AFTERNOON SESSIONS

15:45 - 16:30

Moderated Poster

Moderated Poster Area

Moderated Poster session 5 - Tips and tricks to prevent readmissions

Chairpersons: K.J. Sulaiman (Muscat, OM); J. Boletis (Athens, GR)

- | | | |
|-------|--|------|
| 15:45 | Interleukin-I blockade in recently decompensated systolic heart failure: the recently decompensated heart failure anakinra response trial (REDHART)
B. Van Tassel, J. Canada, S. Carbone, C. Trankle, L.F. Buckley, C. Oddi Erdle, N. Abouzaki, D.L. Dixon, D. Kadariya, S. Christopher, H. Billingsley, J. Regan, A. Bhatnagar, E. Lesnefsky, A. Abbate (Richmond, US) | 1533 |
| 15:50 | Correlation between degree of pulmonary congestion and rate of heart failure hospitalization in heart failure patients with reduced left ventricle ejection fraction: results from extended impedance-
M. Kleiner Shochat, A. Shotan, M. Kazatsker, I. Kleiner, J.M. Weinstein, D. Blondheim, A. Asif, I. Dahan, S. Meisel (Hadera and Beer Sheva, IL) | 1534 |
| 15:56 | Usefulness of a discharge check-list in acute heart failure
L. Chauffourier, K. Blanchart, D. Legallois, J.J. Parienti, A. Belin, P. Milliez, R. Sabatier (Caen, FR) | 1535 |
| 16:01 | Comparison of ultrafiltration versus diuretic treatment in patients with acute decompensated heart failure - A meta-analysis
B. Wobbe, L. Czopf, K. Farkas (Pécs, HU) | 1536 |
| 16:07 | Serum chloride and sodium interplay in patients with acute myocardial infarction and heart failure with reduced ejection fraction: an analysis from the high-risk myocardial infarction database initiat
J.P. Ferreira, N. Girerd, K. Duarte, S. Coiro, J.J.V. McMurray, H. Dargie, B. Pitt, K. Dickstein, J.M. Testani, F. Zannad, P. Rossignol (Nancy, FR; Glasgow, GB; Chicago and New Haven, US; Bergen, NO) | 1537 |
| 16:13 | Prognostic impact of glucose in acute myocardial infarction complicated by cardiogenic shock - A substudy of the IABP-SHOCK II-trial
A. Abdin, J. Poess, G. Fuernau, S. Desch, T. Ouarrak, S. De Waha, I. Eitel, U. Zeymer, M. Boehm, H. Thiele (Lubeck, Ludwigshafen and Homburg, DE) | 1538 |
| 16:18 | The application of ratios urea/ creatinine and BUN/ creatinine in acute heart failure
M.L. Goncalves, J. Gil, L. Abreu, H. Antunes, B. Marmelo, M.I. Pires, I. Cunha, D. Moreira, I. Almeida, C. Cabral (Viseu, PT) | 1539 |
| 16:24 | A new model to predict readmission for heart failure
M. Kleiner Shochat, A. Shochat, M. Kazatsker, I. Kleiner, J.M. Weinstein, A. Asif, D. Blondheim, I. Dahan, S. Meisel (Hadera and Beer Sheva, IL) | 1540 |

15:45 - 16:30

Clinical Case Posters

Moderated Poster Area

Clinical Case Corner 5 - Cancer and cancer therapy: a double edged sword

Chairpersons: Y. Lopatin (Volgograd, RU); To be announced

- | | | |
|-------|--|------|
| 15:45 | Exercise cardiac MRI with pulmonary artery catheter monitoring in early manifestation of carcinoid heart disease: a first in men case report
P.H.T. Timmermans (Hasselt, BE) | 1541 |
| 15:49 | Toxic influence of cancer chemotherapy on heart function and hemodynamic parameters
I. Katsytadze (Kyiv, UA) | 1542 |
| 15:54 | Cardiac hemorrhagic tamponade in a young adult male
A.M. Neagoe (Bern, CH) | 1543 |
| 15:58 | Acute right ventricular failure in an oncological patient
A. Rachieru (Bucharest, RO) | 1544 |

AFTERNOON SESSIONS

15:45 - 16:30

Clinical Case Posters

Moderated Poster Area

Clinical Case Corner 5 - Cancer and cancer therapy: a double edged sword (continued)

16:03	Primary pericardial mesothelioma presenting as infective pericarditis A. Krivickiene (Kaunas, LT)	1545
16:07	Burkitt lymphoma presenting as an intracardiac mass: two cases I. Battistoni (Ancona, IT)	1546
16:12	Two times cancer: is a third time a relapse or a primarius? A.M. Neagoe (Bern, CH)	1547
16:16	A rare case of cardiac malignant fibrous histiocytoma A. Ravasel (Bucuresti, RO)	1548
16:21	Right heart failure due to large left atrial myxoma B.P. Dhakal (Cleveland, US)	1549
16:25	Progressive heart failure and accelerated myocardial ischemia with repeated in-stent restenosis in a case of multiple myeloma R.M. Christodorescu (Timisoara, RO)	1550

15:55 - 16:25

Satellite Symposium - Experts on the Spot

AGORA 1

Enabling and optimizing Renin-Angiotensin-Aldosterone-System inhibitors (RAASi) therapy in cardio-renal patients by controlling potassium levels Sponsored by Vifor Pharma/Vifor Fresenius Medical Care Renal Pharma

Chairperson: B. Pitt (Ann Arbor, US)

To improve understanding of the pathophysiology, clinical significance and unmet medical need in cardio-renal patients who are treated with renin-angiotensin-aldosterone-system inhibitors (RAASi) therapy that have hyperkalemia or are at risk for elevated potassium levels.

To understand how the management of potassium levels can help to start and continue optimal RAASi treatment in cardio-renal patients to improve outcomes.

To discuss further need for additional evidence to manage potassium levels when enabling RAASi therapy.

15:55	Enabling and optimizing RAASi therapy in cardio-renal patients by controlling potassium level. B. Pitt (Ann Arbor, US)	1551
16:10	Enabling and optimizing RAASi therapy in cardio-renal patients by controlling potassium levels. M. Boehm (Homburg/Saar, DE); C.S.P. Lam (Singapore, SG)	1552

15:55 - 16:25

Satellite Symposium - Experts on the Spot

AGORA 2

Heart failure, diabetes, and renal dysfunction: time for a more unified approach Sponsored by PACE-CME -- Boehringer-Ingelheim/Lilly

Chairpersons: A.A. Voors (Groningen, NL); M.R. Cowie (London, GB)

To describe and discuss the cardiovascular implications of SGLT2 inhibition in the treatment of patients with diabetes and heart failure

15:55	SGLT2 inhibition & heart failure: lessons and implications from EMPA-REG OUTCOME. P.-H. Groop (Hus, FI)	1553
16:05	Discussion. A.A. Voors (Groningen, NL); M.R. Cowie (London, GB); P.-H. Groop (Hus, FI); JJ.V. McMurray (Glasgow, GB)	1554

AFTERNOON SESSIONS

16:30 - 18:00

Debate

HUGO

The Grand Debate 2: ICD – Myocardial revascularisation



Chairpersons: K. Swedberg (Goteborg, SE); F. Ruschitzka (Zurich, CH)

Mobile App - Voting

Implantable Cardioverter Defibrillator (ICD)

16:31	Patients with non-ischaeamic heart failure should receive an ICD - Introduction.	1555
	F. Ruschitzka (Zurich, CH)	
16:40	Patients with non-ischaeamic heart failure should receive an ICD - PRO.	1556
	L. Kober (Copenhagen, DK)	
16:50	Patients with non-ischaeamic heart failure should receive an ICD - CONTRA.	1557
	J.G.F. Cleland (London, GB)	
17:00	Rebuttal - PRO.	1558
	L. Kober (Copenhagen, DK)	
17:03	Rebuttal - CONTRA.	1559
	J.G.F. Cleland (London, GB)	
17:06	Grand finale.	1560
	F. Ruschitzka (Zurich, CH)	

STICH (Surgical Treatment for Ischemic Heart Failure)

17:15	Surgery beats optimal medical therapy in ischaemic heart failure - Introduction.	1561
	K. Swedberg (Goteborg, SE)	
17:25	Surgical revascularisation beats optimal medical therapy in ischaemic heart failure - PRO.	1562
	E.J.V. Velazquez (Durham, US)	
17:35	Surgical revascularisation beats optimal medical therapy in ischaemic heart failure - CONTRA.	1563
	D. Perera (London, GB)	
17:45	Rebuttal - PRO.	1564
	E.J.V. Velazquez (Durham, US)	
17:48	Rebuttal - CONTRA.	1565
	D. Perera (London, GB)	
17:51	Grand finale.	1566
	K. Swedberg (Goteborg, SE)	

16:30 - 18:00

Symposium

MONET

Valvular disease is myocardial disease

Chairpersons: F.J. Pinto (Lisbon, PT); A.P. Maggioni (Milan, IT)

16:30	How imaging can guide diagnosis and intervention.	1567
	P. Nihoyannopoulos (London, GB)	
16:52	Functional mitral regurgitation: the road ahead.	1568
	P. Ponikowski (Wroclaw, PL)	
17:15	Imaging of tricuspid valve	1569
	J. Celutkienė (Vilnius, LT)	
17:37	Surgery and hybrid procedures.	1570
	F. Maisano (Zurich, CH)	

AFTERNOON SESSIONS

16:30 - 18:00

Symposium

ZOLA

Biomarkers in my daily practice

Chairpersons: F. Hernandez (Durham, US); H.P. Brunner-La Rocca (Maastricht, NL)

World Congress on Acute Heart Failure

16:30	Natriuretic peptide in the emergency room. S. Laribi (Tours, FR)	1571
16:52	Troponin in acute heart failure. W.F. Peacock (Houston, US)	1572
17:15	Before discharge home. A.A. Voors (Groningen, NL)	1573
17:37	In my outpatients. J. Januzzi (Boston, US)	1574

16:30 - 18:00

How-to Session

RENOIR

Challenging heart team decisions in patients with ventricular assist systems

Chairpersons: M.G. Crespo-Leiro (La Coruna, ES); L. Warner Stevenson (Boston, US)

16:30	Indications: not too early, not too late. L.H. Lund (Stockholm, SE)	1575
16:52	Biventricular failure. A. Ruhparwar (Heidelberg, DE)	1576
17:15	Refractory shock? P. Leprince (Paris, FR)	1577
17:37	How to manage complications. S.L. Tsui (Cambridge, GB)	1578

16:30 - 18:00

Symposium

MATISSE

How should comorbidities in heart failure be treated?

Chairpersons: L. Tavazzi (Cotignola, IT); M.S. Nieminen (Helsinki, FI)

16:30	How to approach COPD in heart failure. M. Lainscak (Murska Sobota, SI)	1579
16:52	The problems of cachexia, sarcopenia and frailty in heart failure: treatment options. S.D. Anker (Göttingen, DE)	1580
17:15	Mechanisms and therapy of diaphragmatic weakness. A. Lacampagne (Montpellier, FR)	1581
17:37	All about alcohol and the liver in heart failure. S. Von Haehling (Berlin, DE)	1582

AFTERNOON SESSIONS

16:30 - 18:00

Symposium

PIAF

Highlights of translational medicine

Chairpersons: S. Heymans (Maastricht, NL); D.L. Brutsaert (Kontich, BE)

Basic Science - Translational

Results from the past three workshops of the Translational Research Committee of the HFA

16:30	State of the art lecture: cell therapy in the treatment of heart failure. E. Braunwald (Boston, US)	1583
16:52	Inotropes: a «catch-22». C. Maack (Homburg/Saar, DE)	1584
17:15	Targeting fibrosis. R.A. De Boer (Groningen, NL)	1585
17:37	Autonomic control of the failing heart. A.R. Lyon (London, GB)	1586

16:30 - 18:00

Rapid Fire Abstract

AGORA 2

Rapid Fire 6 - Advanced heart failure

Chairpersons: F. Fernandez (Santiago, CL); F. Gustafsson (Copenhagen, DK)

Rapid fire abstract sessions are dynamic and interactive presentations of related topic abstracts.

Presentation slides and ePosters will be available for further consultation on the Scientific Programme & Planner

16:30	Clinical outcomes of temporary mechanical circulatory support as a bridge to heart transplantation in Spain: a nationwide registry. E. Barge Caballero, L. Almenar-Bonet, F. Gonzalez-Vilchez, J.L. Lambert-Rodriguez, J. Gonzalez-Costello, J. Segovia-Cubero, M.A. Castel-Lavilla, J. Delgado-Jimenez, I.P. Garrido Bravo, D. Rangel-Sousa, M.A. Martinez-Selles, L. De La Fuente-Galan, G. Rabago-Juan-Aracil, M. Sanz-Julve, S. Mirabet-Perez (A Coruña, Valencia, Santander, Oviedo, Hospitalet de Llobregat, Majadahonda, Barcelona, Madrid, Murcia, Sevilla, Valladolid, Pamplona and Zaragoza, ES)	1587
16:36	Heart transplantation in patients with high immunological risk is safe when performed with a specific desensitization program. G. Coutance, V.D.orio, S. Ouldamar, S. Saheb, P. Rouvier, C. Vidal, N. Brechot, G. Lebreton, C. Gautreau, J. Amour, A. Combes, P. Leprince, S. Varnous (Paris and Cricqueboeuf, FR)	1588
16:42	Incidence and prognostic impact of adverse clinical events associated to mechanical circulatory support in patients bridged to transplantation on temporary devices: a nationwide Spanish registry. E. Barge Caballero, L. Almenar-Bonet, F. Gonzalez-Vilchez, J.L. Lambert-Rodriguez, J.L. Gonzalez-Costello, J. Segovia-Cubero, M.A. Castell-Lavilla, J. Delgado-Jimenez, I.P. Garrido-Bravo, D. Rangel-Sousa, M. Martinez-Selles, L. De La Fuente-Galan, G. Rabago-Juan-Aracil, M. Sanz-Julve, D. Hervas-Sotomayor (A Coruña, Valencia, Santander, Oviedo, Hospitalet de Llobregat, Majadahonda, Barcelona, Madrid, Murcia, Sevilla, Valladolid, Pamplona, Zaragoza and Cordoba, ES)	1589
16:48	Hypochloremia in advanced heart failure: association with hemodynamics and prognosis H.S. Lim, T. Musa, M. Mukadam (Birmingham, GB)	1590

AFTERNOON SESSIONS

16:30 - 18:00

Rapid Fire Abstract

AGORA 2

Rapid Fire 6 - Advanced heart failure (continued)

- 16:54 **What is the best hemodynamic predictor of survival in patients with advanced systolic heart failure?** 1591
E. Hebbar, T. Mercier, A. Duva Pentiah, M. Fertin, C. Goeminne, A. Vincentelli, N. Lamblin, P. De Groote (Lille, FR)
- 17:00 **Intermittent scheduled low-dose levosimendan infusions improves event-free survival in advanced chronic heart failure: a propensity score matching analysis.** 1592
N. Barras, K. Sotiropoulos, J. Regamey, P. Vogt, R. Hullin, P.O. Yerly (Lausanne, CH)
- 17:06 **Differentiated approach to the treatment of patients with end-stage heart failure** 1593
O. Shatova, A. Kurlianskaya, L. Rachok, Y. Ostrovsky (Minsk, BY)
- 17:12 **Clinical outcomes and right ventricular function in patients with persistent pulmonary hypertension after heart transplantation** 1594
J.B. Ivey-Miranda, E.J. Flores-Umanzor, M. Farrero-Torres, M. Hernandez-Enriquez, P. Sanchez-Somonte, A. Garcia-Alvarez, M.A. Castel-Lavilla, F. Perez-Villa (Barcelona, ES)
- 17:18 **Levosimendan improves exercise performance in patients with advanced chronic heart failure** 1595
M. Mapelli, E. Spadafora, S. Paolillo, S. Mushtaq, S. Farina, E. Salvioni, C. Vignati, A. Del Torto, N. Corrieri, C. Fiorentini, P. Agostoni (Milan, IT)
- 17:24 **Adjusting preoperative risk models of post heart transplant survival to a european cohort in the age of a new cardiac allocation score in europe** 1596
F. Schoenrath, J. Stein, T.A. Sargut (Berlin, DE)
- 17:30 **Prognostic accuracy comparison of the IMPACT risk score, MELD XI score and INTERMACS profiles in candidates for heart transplantation: argentinian single centre analysis** 1597
M. Peradejordi Lastras, L.E. Favaloro, P. Morejon Barragan, D. Absi, M.F. Renedo, A.L. Guazzone, R.D. Ratto, M. Lopez Rosetti, J. Abud, R.R. Favaloro, A.M. Bertolotti (Ciudad Autónoma de Buenos Aires, AR)
- 17:36 **Toxoplasma gondii serostatus is not an independent predictor of survival in heart transplant recipients: analysis of the Spanish Heart Transplant Registry** 1598
E. Barge Caballero, L. Almenar-Bonet, S. Mirabet-Perez, D. Rangel-Sousa, J. Segovia-Cubero, F. Gonzalez-Vilchez, M.A. Castel-Lavilla, B. Diaz-Molina, J. Delgado-Jimenez, I. Sousa-Casasnovas, A. Lopez-Granados, L. De La Fuente-Galan, J. Gonzalez-Costello, I.P. Garrido-Bravo, T. Blasco-Peiro (A Coruña, Valencia, Barcelona, Sevilla, Majadahonda, Santander, Oviedo, Madrid, Cordoba, Valladolid, Hospitalet de Llobregat, Murcia and Zaragoza, ES)
- 17:42 **How does functional mitral regurgitation affect pulmonary hemodynamic parameters in heart transplantation candidates?** 1599
Z. Bayram, C. Dogan, R.D. Acar, R.D. Acar, C. Onal, B. Guvendi, A. Karaduman, O.Y. Akbal, F. Yilmaz, C. Kaymaz, K. Kirali, N. Ozdemir (Istanbul, TR)
- 17:48 **Managing critical cardiogenic shock with long term mechanical circulatory support: where is the limit?** 1600
P. Tozzi, C. Banfi, K. Ahmadov, R. Hullin, P.H. Meyer, C.H. Huber, M. Kirsch (Lausanne and Geneva, CH)
- 17:54 **Reversibility of frayed's frailty domains post-intervention among patients with advanced heart failure** 1601
S.R. Jha, M.K. Hannu, P.J. Newton, K. Wilhelm, C.S. Hayward, E. Kotlyar, A. Keogh, K. Dhital, M. Connellan, E. Montgomery, A. Smith, M. Harkess, P. Tunicliff, P.M. Davidson, P.S. Macdonald (Sydney, AU; Baltimore, US)

MONDAY

POSTER SESSIONS



Also Today

MONDAY
POSTERS

CARDIOPULMONARY RESUSCITATION WORKSHOPS

Resuscitate your life saving skills: learn the latest CPR guidelines with qualified ERC instructors.

Visit our stand next to room HUGO and register for free!

08:30 – 10:00 & 14:15 – 15:45: CPR-AED Refresher workshop

Participants are able to demonstrate the algorithm for professional Basic Life Support according to the actual ERC Guidelines (2015).

11:00 – 12:30 & 16:30 – 18:00: Advanced CPR skills workshops

Participants learn to take a team leader role in a resuscitation scenario and demonstrate the universal algorithm for Advanced Life Support according to the actual ERC Guidelines (2015).



Acute heart failure

- Ultrasound of the lungs for acute heart failure diagnosis in the early phase of ST-elevation myocardial infarction** PI602
 M. Teterina, I. Meray, L.A. Babaeva, A.F. Safarova, A.S. Pisaryuk, O.I. Lukina, I.V. Shevchenko, A.S. Milto, Z.H.D. Kobalava (Moscow, RU)
- Changes in echocardiographic parameters and biomarkers during hospital stay in patients with acute heart failure** PI603
 E. Akiyama, L.N.L. Van Aelst, M. Arrigo, J. Motiejunaite, E. Gayat, M.F. Seronde, A. Mebazaa (Paris and Besançon, FR; Leuven, BE; Zurich, CH)
- Performance of early change of cardiac output in the diagnosis of acute heart failure (AHF) in patients with acute dyspnea** PI604
 E.Z. Ezzina, E.M. Echeikh, Z.W. Zhani, A.N. Azaiez, S.A. Sekma, B.A.A. Ben Abdallah, B.K. Beltaief, M.M.A. Msolli, D.Z. Dridi, B.H. Boubaker, G.M.H. Grissa, B.W. Boudia, N.S. Nouira (Monastir, TN)
- Value of systolic time intervals in the prediction of 30 day mortality after hospital discharge in Acute Heart Failure patients** PI605
 I. Trabelsi-Bchir, M.S. Messous, B.K. Beltaief, M.M.A. Msolli, S.A. Sekma, B.N. Bziouich, F.N. Fredj, E.Z. Ezzina, E.M. Echeikh, G.M.H. Grissa, B.H. Boubaker, B.R. Boukef, B.W. Boudia, N.S. Nouira (Monastir, TN)
- Diastolic left ventricular function and relation to coronary and myocardial flow after primary coronary angioplasty** PI606
 D. Sharif, H. Abu Shqara, Y. Sharif, A. Sharif-Rasslan, U. Rosenschein (Haifa, IL)
- Interest of a systematic investigation when a tako tsubo syndrome is suspected** PI607
 C. Delmas, L. Marty, C. Biendel, M. Elbaz, D. Carrie, M. Galinier, O. Lairez (Toulouse, FR)
- Clinical characteristics and in-hospital outcomes among patients hospitalized for acute heart failure stratified by clinical response to initial therapy** PI608
 C.I. Radulescu, L. Antohi, M. Chivulescu, I. Cosei, A. Covaliov, R. Radu, A. Ambrosy, S. Collins, C. Macarie, O. Chioncel, M. Gheorghiadu (Bucharest, RO; Durham, Nashville and Chicago, US)
- Evaluation of the sST2-guided optimization of medical treatments of patients admitted for HF, to prevent readmission: the STADE-HF study** PI609
 C. Curinier, K. Solecki, A.M. Dupuy, S. Cade, F. Cransac, A. Decorps, S. Soltani, A. Verchere, C. Belloc, C. Roubille, P. Fesler, G. Mercier, J.P. Cristol, Y. Audurier, F. Roubille (Montpellier, FR)
- Use of invasive mechanical ventilation in acute heart failure: the experience of a referral cardiological centre** PI610
 G. Binaghi, D. Congia, A. Muroli, A. Pani, D. Pasqualucci, E. Serra, M. Porcu (Cagliari, IT)
- Right heart failure and cardiogenic shock contribute to longer length of stay in patients with acute heart failure** PI611
 B. Widyantoro, I. Firdaus, S.S. Danny, D.A. Zamroni, I. Irmalita, D.P.L. Tobing, D.A. Juzar (Jakarta, ID)
- Twenty percent of patients with acute decompensated heart failure (ADHF) do not receive appropriate treatment in the emergency department (ED)** PI612
 J. Mc Cambridge, C. Keane, M. Walshe, P. Campbell, P.R. Kalra, M.R. Cowie, J. Riley, R.O. Hanlon, M. Ledwidge, J. Gallagher, K. Mc Donald (Dublin, IE; Portsmouth and London, GB)
- The Beacon patient management system for outpatient heart failure monitoring** PI613
 F.A. McGrew, S.C. Sandra Harlton, L.L.R. Letitia Redden, H.S. Norman (Germantown and Little Rock, US)
- Management features of postoperative right ventricular failure after tetralogy of fallot repair** PI614
 S. Ibragimov (Tashkent, UZ)
- The efficacy of urapidil in the treatment of acute heart failure complicated with hypertension in elderly patients** PI615
 J. Gao, Q.I. Hua, X.I.A.O.H. Liu (Beijing, CN)
- Utilization of mechanical ventilation in patients hospitalized for acute heart failure** PI616
 M. Chivulescu, L. Antohi, C. Radulescu, R.I. Radu, C. Macarie, A.P. Ambrosy, M. Gheorghiadu, O. Chioncel (Bucharest, RO; Durham and Chicago, US)

Clinical characteristics and outcome of decompensated heart failure patients according to ACE-inhibitor titration	PI617
R.M. Christodorescu, I.R. Lala, D. Darabantiu, A. Pop-Moldovan, A.M. Apostolescu, M. Trofenciu, S. Dragan (Timisoara and Arad, RO)	
Clinical inertia following discharge of patients with acute heart failure	PI618
E. Berthelot, J.C. Eicher, M. Saval, P. Degroote, R. Isnard, T. Damy, J.N. Trochu, E. Donal, M. Galinier, D. Logeart (Paris, Dijon, Grenoble, Lille, Creteil, Nantes and Toulouse, FR)	
Predictive factors for in-hospital mortality in patients hospitalized for acute heart failure and treated with iv inotropes	PI619
C.I. Radulescu, L. Antohi, M. Chivulescu, I. Cosei, A. Covaliov, R. Radu, A. Ambrosy, C. Macarie, M. Gheorghiadu, O. Chioncel (Bucharest, RO; Durham and Chicago, US)	
Temporal trends in nitrate utilization for acute heart failure in elderly emergency patients: a single-centre observational study	PI620
N. Lemachatti, B. Bloom, P. Hausfater, B. Riou, P. Ray, Y. Freund (Paris, FR; London, GB)	
Argentine Registry of Inotropes and Vasoactive Drugs (REINA Registry)	PI621
R.L. Levin, J.A. Bilbao, M. Seijo, H. Gomez Santa Maria, J.P. Costabel, I. Rios, C.T. Ruano, M.P. Marturano, J. Mariani, F. Mando, P. Fabi, M. Rossi Pratt, H. Fernandez (Buenos Aires, Catamarca and Florencio Varela, AR)	
Risk factors for in-hospital worsening heart failure in patients hospitalized with acute heart failure	PI622
C.I. Radulescu, L. Antohi, M. Chivulescu, I. Cosei, A. Covaliov, R. Radu, A. Ambrosy, S. Collins, C. Macarie, O. Chioncel, M. Gheorghiadu (Bucharest, RO; Durham, Nashville and Chicago, US)	
Clinical outcomes of de novo and acute decompensated heart failure patients according to ejection fraction	PI623
K.H. Choi, G.Y. Lee, J.O. Choi, E.S. Ju, Y.J. Lee, E.S. Jeon (Seoul, KR)	
Hemodynamic alterations and 90-day mortality in cardiogenic shock complicated by acute kidney injury	PI624
T. Tarvasmaki, A. Mebazaa, M. Haapio, A. Sionis, J. Silva-Cardoso, H. Tolppanen, K. Pulkki, J. Parissis, V.-P. Harjola, J. Lassus (Helsinki, Lahti and Kuopio, FI; Paris, FR; Barcelona, ES; Porto, PT; Athens, GR)	
Impact of atrial fibrillation in hospital evolution of decompensated heart failure patients: Insights from CONAREC XVIII registry.	PI625
E.J. Zaidel, G.E. Perez, I.M. Cigalini, M. Galli, M. Altamirano, L.R. Corradi, M. Bernal, J.C. Jauregui, D.G. Cornejo, R.M.A. Colque (Buenos Aires, AR)	
Hyponatremia and long-term outcomes in heart failure	PI626
K. Kharbouche, I. Elhaddad, K. Kharbouche, R. Habbal, L. Azouzi (Casablanca, MA)	
Survival in heart failure according to ejection fraction: the mid-range gains its place - seven years follow up.	PI627
L. Celia Petersen, B. Donay, E. Magedanz, V.E. Closs, A.V. Azevedo, N.M.B. Kreuz, L.C. Bodanese, M.H. Miglioranza, L.C. Danzmann (Porto Alegre and Canoas, BR)	
International normalized ratio at admission and mortality risk in patients with acute heart failure	PI628
E. Santas Olmeda, A. Paya, R. Heredia, J. Gummel, R. Farcasan, I. Cardells, E. Valero, D. Escribano, G. Minana, A. Bayes-Genis, J. Lupon, J. Sanchis, J. Nunez (Valencia and Badalona (Barcelona), ES)	
Comorbidities in heart failure patients: the impact on re-hospitalization and long-term mortality	PI629
J. Agostinho, P. Alves, J. Rigueira, I. Ricardo, T. Guimaraes, I. Goncalves, N. Andre, R. Santos, F. Veiga, M. Pedro, F.J. Pinto, D. Brito (Lisbon, PT)	
One month prognosis after decompensated heart failure through the assembly of artificial neural networks	PI630
J. Sprockel, A. Fandino, W. Chaves, J. Diaztagle (Bogota, CO)	
Risk stratification post cardiac arrest: comparison of CASS (cardiac arrest survival score) and CAHP (cardiac arrest hospital prognosis) score.	PI631
M. Thangam, B.H. Hsi, A. Dasilva-Deabreu, B. Alhafez, V. Gacad, A. Dhoble, Y. Zhao, S. Arain, K. Charitakis, H.V. Anderson, R. Smalling, P. Doshi, P. Balan (Houston, US)	
Blood pressure variation and mortality from acute decompensated heart failure in case of first and second hospitalization	PI632
N. Kraiem, I. Fomin, D.S. Polyakov, F.Y. Valiculova, A.R. Vaysberg, M.V. Boldina, N.G. Vinogradova (Nizhny Novgorod, RU)	
Biomarkers in the prognosis of acute heart failure	PI633
M. Lobo Gonzalez (Seville, ES)	

- Early readmission and poor prognosis in acute decompensated heart failure patients.** PI634
 A. Varela Roman, R. Agra Bermejo, I. Gomez Otero, R. Gonzalez Ferreiro, N. Lopez Canoa, C. Abou-Jhok Casas, M. Moure Garcia, A. Blanco Seoane, J.R. Gonzalez-Juanatey (Santiago de Compostela, ES)
- Is there any difference between the new three groups of heart failure? A single center experience.** PI635
 S.M. Pereiro Gonzalez, S.M. Mettini, D.A. Fernandez, L. Lapadula, I.L. Ramella, M.G. Masuelli, G. Sumay, P. Diaz Uberti, C. Cejas, L. Secco (Buenos Aires, AR)
- Prognostic significance of B-type natriuretic peptide and pulmonary arterial pressure in patients with acute heart failure** PI636
 D. Petrovic, M. Deljanin Ilic, S. Ilic, S. Stojanovic, D. Marinkovic, D. Simonovic (Nis, RS)
- Impact of community-acquired pneumonia on prognosis of patients with acute decompensated heart failure.** PI637
 N. Kraiem, I. Fomin, D.S. Polyakov, A.R. Vaysberg, F.Y. Valiculova (Nizhny Novgorod, RU)
- Deterioration of renal function does not condition poor prognosis in acute decompensated heart failure patients with previous renal insufficiency** PI638
 A. Varela Roman, R. Agra Bermejo, I. Gomez Otero, R. Gonzalez Ferreiro, N. Lopez Canoa, C.H. Abou-Jhok Casas, A. Seoane Blanco, M. Moure Gonzalez, J.R. Gonzalez-Juanatey (Santiago de Compostela, ES)
- Right ventricular longitudinal systolic dysfunction is associated with worse clinical outcomes in acute dyspnea patients** PI639
 A. Krivickiene, J. Motiejunaite, D. Rimkeviciute, R. Norvilaite, G. Ziubryte, A. Montvilaite, J. Bugaite, D. Gabartaite, D. Zaliaduonyte-Peksiene, R. Jurgaitiene, G. Balciunaite, I. Alitoit, A. Mebazaa, A. Kavoliuniene, J. Celutkiene (Kaunas and Vilnius, LT; Paris, FR)
- Utility of bio-adrenomedullin (bio-ADM) and penKidephalin (penKid) in evaluating congestion grading and acute kidney injury in patients admitted for acute heart failure** PI640
 S. Navarin, R. Marino, S. Santarelli, G. Zoccoli, A. Bergmann, O. Hartmann, J. Struck, S. Di Somma (Rome, IT; Hennigsdorf, DE)
- Acute myocardial infarction of complicated with heart failure in women** PI641
 S.M. Macin, G. Aristimuno, M. Onocko, M.L. Coronel, E.R. Perna, D.M. Burguener, F. Falcon, N. Cristaldo, Y. Parisi, G. Pozzi, N. Chatich (Corrientes, AR)
- Do the gender differences in laboratory parameters in patients with myocardial infarction with acute heart failure influence on outcomes?** PI642
 A. Galyavich, Z. Galeeva, L. Baleeva, E. Kharisova (Kazan, RU)
- High-dose loop diuretics at discharge is associated with cardiovascular mortality in patients with heart failure** PI643
 T. Okabe, T. Kido, T. Yakushiji, Y. Oyama, W. Igawa, M. Ono, S. Ebara, K. Yamashita, M.H. Yamamoto, S. Saito, K. Amemiya, N. Isomura, M. Ochiai (Yokohama, JP)
- Acute heart failure: who die?** PI644
 L. Cardoso, L. Reis, C. Lourenco, R. Teixeira, P. Dinis, M. Madeira, J. Ribeiro, L. Puga, A. Rodrigues, L. Goncalves (Coimbra, PT)
- Predictors of high Killip class after ST segment elevation myocardial infarction in the era of primary reperfusion.** PI645
 L. Vicent, J. Velasquez-Rodriguez, M.J. Valero-Masa, F. Diez-Delhoyo, H. Gonzalez Saldivar, F. Fernandez-Aviles, M. Martinez-Selles (Madrid, ES)
- Lactate levels in patients admitted in the emergency department with acute decompensated heart failure** PI646
 D. Cabrita Roque, J. Augusto, A. Sachetti, D. Faria, A. Gaspar, L. Melo, T. Bernardo, J. Simoes, P. Magno, A. Oliveira Soares, C. Morais (Amadora, PT)
- Serum levels of exocrine pancreatic enzyme in patients with heart failure** PI647
 M. Hiki, T. Kasai, S. Yatsu, H. Matsumoto, A. Murata, T. Kato, S. Suda, H. Daida (Tokyo, JP)
- Hyperadiponectinemia in de novo heart failure is associated with malnutrition** PI648
 R.M. Agra Bermejo, R. Gonzalez Ferreiro, A. Varela Roman, I. Gomez Otero, E. Alvarez, M. Rodriguez Manero, S. Eiras, J.R. Gonzalez Juanatey (Santiago de Compostela, ES)

- Infective endocarditis complicated by heart failure** PI649
A. Jalled, M. Hassine, M. Ben Messoud, M. Mahjoub, Z. Dridi, F. Betbout, H. Gamra (La Marsa and Monastir, TN)
- Modified systolic index is an independent predictor of acute heart failure and in-hospital mortality in patients with ST-segment elevation myocardial infarction** PI650
P.M. Azevedo, J. Bispo, D. Bento, T. Mota, D. Carvalho, J. Guedes, W. Santos, S. Pereira, J. Mimoso, N. Marques, I. Jesus (Faro, PT)
- Hypertonic saline solution in the management of severe decompensated heart failure in the elderly** PI651
G.R. Roul, J.J.V.H. Von Hunolstein (Strasbourg, FR)
- Primary and emergency angioplasties with 30 ml contrast using cordis 6F diagnostic coronary catheters and bench evaluation of catheters** PI652
M.C. Arokiajar (Pondicherry, IN)
- Liver function tests in patients admitted with acute decompensated heart failure** PI653
D. Cabrita Roque, J. Augusto, A. Sachetti, D. Faria, A. Gaspar, L. Melo, T. Bernardo, J. Simoes, P. Magno, A. Oliveira Soares, C. Morais (Amadora, PT)
- Symptoms and signs of heart failure in patients presenting with acute decompensation who were receiving contemporary guidelines recommended therapy** PI654
Y. Cavusoglu, M.E. Altinbas, F. Mutlu (Eskisehir, TR)
- Relationship between early drop in systolic blood pressure through the first 24 hours during admission and worsening renal function in patients with acute heart failure** PI655
T. Kido, T. Okabe, Y. Oyama, M. Ono, W. Igawa, S. Ebara, K. Yamashita, M. Yamamoto, S. Saito, K. Amemiya, T. Yakushiji, N. Isomura, H. Araki, M. Ochiai (Yokohama, JP)
- Heart rate reduction and diastolic function in patients with decompensated systolic heart failure and left bundle branch block** PI656
D. Darabantiu, R. Lala, A. Pop Moldovan, R.M. Christodorescu (Arad and Timisoara, RO)

Chronic heart failure

- Asymptomatic left ventricular dysfunction is a predictor of short and long-term mortality among patients with myocardial infarction in southeast Asia: Is there a difference between gender?** PI657
J. Kewcharoen, V. Kittipibul, P. Suttirut, V. Lertsuwunseri, S. Srimahachota, A. Ariyachaipanich (Bangkok, TH)
- Clinical features of patients with heart failure with very reduced ejection fraction (hFvref)** PI658
E.J.J. Chuquiure, J. Oscar Fiscal-Lopez, R. Nayeli Isidro-Hernandez, L. Ana Marin-Mejia, N. Frida Rodriguez-Quiroz, N. Gabriela Mendez, J. Maria Jose Chuquiure Gil (Mexico City, Ciudad Neza and Monterrey, MX)
- Heart failure with mid range ejection fraction (HFmrEF): a retrospective observational study in a single centre in the eastern province of Saudi Arabia** PI659
M.M. Alqaseer, S.M. Abouzobeida, Z.A. Al Naser, M.A. Allwaim, M. Hussain, B. Mushannen, M. Alkharasani, U. Ismail (Dammam, SA)
- A systematic review of clinical prediction rules for the diagnosis of chronic heart failure in the community and their validation in a novel cohort** PI660
J. Gallagher, D. McCormack, S. James, S. Zhou, C. Keane, C. Watson, M. Ledwidge, K. McDonald (Dublin, IE)
- Test-retest-Reliability of explorative measurement of CEC and EPC from peripheral blood in patients with systolic and diastolic heart failure, diabetic nephropathy and arterial hypertension** PI661
J. Wagner, M. Farinnaci, S. Beckmann, S. Litmeier, F. Weisrock, M. Fritschka, S. Radenovic, D. Hashemi, E. Tahirovic, B. Pieske, W. Dinh, H.D. Duengen (Berlin and Wuppertal, DE)
- Time trends in the use and appropriateness of natriuretic peptide testing in primary care** PI662
F.H. Rutten, M.J.M. Valk, N.P. Zuithoff, B.J. Broekhuizen, A. Mosterd, A.W. Hoes (Utrecht, NL)
- Non-invasive monitoring of peripheral and cardiac influence on exercise limitation in patients with heart failure with preserved ejection fraction** PI663
S.B. Beckmann, F. Weisrock, M. Fritschka, J. Wagner, D. Hashemi, E. Tahirovic, S. Radenovic, A. Busjahn, B. Pieske, T. Krahn, W. Dinh, H.D. Duengen (Berlin and Wuppertal, DE)

- Arterial stiffness indices in a chronic heart failure population: a comparison between preserved and reduced ejection fraction population** PI664
 L.C. Danzmann, T.S. Moreira, E.L. Garcia, R.S.A. Fonseca, M.G. Menezes, V. Predebon, B.O. Burmeister, A.J. Lagoeiro Jorge, E.T. Mesquita, L.J. Santos, E. Bartholomay Oliveira (Porto Alegre and Niteroi, BR)
- Severe retinal endothelial dysfunction in patients with ischemic cardiomyopathy** PI665
 J. Barthelmes, M.P. Naegele, V. Ludovici, I. Sudano-Noll, F. Ruschitzka, A.J. Flammer (Zurich, CH)
- Lipids, oxidative stress and inflammation as sex-specific predictors of systolic left ventricular dysfunction in acute coronary syndrome** PI666
 N. Semerdzieva, S. Denchev, M. Gospodinova, S. Dimitrov, V. Lozanov, R. Abrashev, J. Hristova (Sofia, BG)
- Wearable defibrillator protected optimization of therapy and development of LVEF in newly diagnosed heart failure** PI667
 H.N. Naegele, D.S. Stierle, M.A.K. Khan, K.K. Krause (Hamburg, DE)
- Remote results of percutaneous coronary interventions at patients chd with reduced of the left ventricle contractility** PI668
 H.G. Fozilov, T. Abdullaev, I.A. Tsoy, R.S.H. Bekbulatova, A.M. Karimov (Tashkent, UZ)
- Heart failure nurses, luxury or necessity? a substudy of the INTERACT-in-hf (improving knowledge transfer to efficaciously raise level of contemporary treatment in heart failure) study** PI669
 K. Baldewijns, H.P. Brunner La Rocca, S. Bektas, L. De Maesschalck, J. Boyne (Geel, BE; Maastricht, NL)
- A French national observational study on 2013 ESC Heart Failure guidelines: Impact on therapeutic management of chronic heart failure patients by office based cardiologists: RECO-Coeur study** PI670
 P. De Groot, J. Gauthier, A. Achouba (Lille, Cannes and Rueil-Malmaison, FR)
- Optimisation of guidelines adherence is associated with better prognosis in outpatients with heart failure with low ejection fraction (HFrEF): the QUALIFY registry** PI671
 M. Komajda, M.R. Cowie, L. Tavazzi, P. Ponikowski, S.D. Anker, G.S. Filippatos (Paris, FR; London, GB; Cotignola, IT; Wroclaw, PL; Gottingen, DE; Athens, GR)
- LCZ696 compassionate use programme at mater dei hospital, malta** PI672
 A.M. Moore, L. Buttigieg, S. Xuereb, R.G. Xuereb (Msida, MT)
- Comparison of ischemic and non-ischemic heart failure outpatients in a Turkish cohort** PI673
 C. Altin, H. Kaya, L. Bekar, H. Altay, M.B. Yilmaz (Ankara, Sivas and Corum, TR)
- Quality of life predicts exercise capacity in heart failure patients** PI674
 A. Ahmeti, A. Batalli, E. Haliti, A. Poniku, P. Ibrahim, S. Elezi, M.Y. Henein, G. Bajraktari (Pristina, XK; Umea, SE)
- Building bridges between primary and secondary/tertiary care: technology driven integrated care in the area of heart failure** PI675
 E. Quigley, K. McDonald, M. Ledwidge, C. Keane, J. Gallagher, S. James, C. Hecht (Dublin, IE)
- Characteristics, treatments, and outcomes of patients hospitalized for heart failure: a report from the OPTIMIZE-HF Registry (Azerbaijan)** PI676
 G. Dadashova (Baku, AZ)
- Diagnosis of myocardial viability in patients with chronic heart failure: search for the best methods** PI677
 Y. Rustamova, V. Azizov, D.A. Maximkin, A. Faibushevich (Baku, AZ; Moscow, RU)
- Safety and effectiveness of sacubitril/valsartan in real-life practice** PI678
 J. Berger, T. Huynh, V. Nguyen, M. Rasti, V. Cyr, N. Giannetti (Montreal, CA)
- Efficacy and safety of angiotensin II receptor-I blockers administration in patient with chronic heart failure due to coronary artery disease combined with chronic obstructive pulmonary disease** PI679
 V. Evdokimov, A. Evdokimova, E. Kovalenko, E. Fedorova, K. Tebloev (Moscow, RU)
- Ivabradine and heart failure: experience from a real practice** PI680
 L. Mircheva, Y.Y. Yotov, Y.B. Bocheva (Varna, BG)
- Mapping heart failure: patient-level costs of an integrated care pathway** PI681
 D. Regan, E. Quigley, C. Keane, M. Walshe, J. Gallagher, P. Kalra, M. Ledwidge, M. Cowie, K. McDonald (Dublin, IE; Portsmouth and London, GB)
- Are our heart failure patients with preserved ejection fraction ready to be included in trials?** PI682
 B. Neves, N. Hammoudi, F. Pousset, P. Balagny, L. Legrand, M. Komajda, R. Isnard (Paris, FR)

- CHIC trial: Can a single outpatient visit, 8 to 15 days after the hospitalization for acute heart failure, decrease the number of re-hospitalizations?** PI683
 A. Gueye, J. Charles, O. Milleron, C. Bouleti, F. Arnoult, I. Dehedin, K. Ghezali, G. Phan, G. Caligiuri, C. Morgant, A. Dechanet, F. Tubach, G. Jondeau (Paris, FR)
- General practitioner perceptions of services for patients with advanced heart failure: a qualitative study** PI684
 J.J. Chen, K.O. Orr, C.S. Stone, J.D. Doherty, L.G. Graham, K.M.G. Mcglade, P.D. Donnelly (Belfast, GB)
- Personalized approach to heart failure with preserved ejection fraction (HFpEF), the Maastricht experience** PI685
 M.A. Barandiaran Aizpurua, V.P.M. Van Empel, B.L.M. Schroen, M. Van Bilzen (Maastricht, NL)
- Hospital discharge letter quality - An important standard between hospital and community heart failure teams** PI686
 A. Gomma, D.R. Duncan (London and Chelmsford, GB)
- Heart failure specialist versus general cardiologist in the management of chronic heart failure in Russia** PI687
 E. Lyasnikova, M.Y.U. Sitnikova, M.A. Trukshina, A.V. Yurchenko, D.V. Duplyakov, E.V. Shlyakhto (Saint Petersburg and Samara, RU)
- Left ventricular assistance device for destination therapy: results in the west region of France** PI688
 P. Teruin, L. Mabire, M. Michel, J.C. Roussel, T. Senage, E. Flecher, A. Belin, J.N. Trochu (Nantes, Rennes and Caen, FR)
- NT pro BNP - a decision factor in preventing heart failure at diabetic patients** PI689
 I. Dimitriu, D. Voiculescu, A. Lacraru, C. Sinescu (Bucharest, RO)
- Use of sacubitril/valsartan in a dedicated heart failure centre - real world experience from the first 110 patients** PI690
 M.J. Barrett, S. Earls, S. Zhou, K. McDonald (Dublin, IE)
- Advanced age attenuates the aggravating role of salt on acute coronary syndrome patients with heart failure; results from hellenic heart failure study.** PI691
 M. Kouvari, C. Chrysohoou, H. Kosyfa, G. Kalogirou, P. Aggelopoulos, A. Filippou, S. Iosifidis, E. Tsiamis, D. Tousoulis (Athens, GR)
- Oral use of high doses of Furosemide as an alternative to intravenous or subcutaneous way in patients with severe Congestive Heart Failure** PI692
 M. Fernandez Martinez De Mandojana, S. Llavina Farres, J. Mugerza Iraola, B. Ferro Castro, I. Serna Diez, M. Del Hierro Baleztena, L. Juaristi Azpiazu, A. Gonzalez Penagaricano, E. Coll Viciosa, D. Camacho Madueno, A. Aranzabal Lasagabaster, M.L. Txakartegi Ibarloza, J. Taboada Gomez, A. Sanchez Gonzalez, G. Uranga Hernandez (Mendaro, ES)
- Why are heart failure patients in a district general hospital not being discharged on mineralocorticoid receptor antagonists?** PI693
 E.H. Hughes (Chester, GB)
- Pending heart failure clinic opening: care performance measures in real-life practice** PI694
 S. Padaryan, S. Galochkin, N. Soselyja, E. Shavarova, S. Villevalde, A. Milto, Z. Kobalava (Moscow, RU)
- The difference between drug usage in patients with HFrEF and HFmrEF: results from TREAT HF** PI695
 A. Celik, H. Kaya, L. Bekar, H. Gunes, M.B. Yilmaz (Mersin, Sivas, Corum and Kahramanmaraş, TR)
- The effects of prolonged daytime fasting on clinical and laboratory parameters of heart failure patients treated with diuretics** PI696
 G. Gabra, B. Atallah, Z.G. Sadik, R. Ferrer, J. Stapleton, M. Soliman, F. Bader (Abu Dhabi, AE)
- Impact of Ivabradine to improve the heart rate variability in patients with chronic heart failure** PI697
 K. Hristova, R. Marinov, R.B. Singh, G. Cornelissen, T.Z. Katova, V. Kostova (Sofia, BG; Moradabad, IN; Minneapolis, US)
- Effects of sacubitril/valsartan vs. enalapril in paediatric patients with heart failure due to systemic LV systolic dysfunction: Design and rationale of the PANORAMA-HF study** PI698
 R. Shaddy, F. Chen, C. Canter, N. Halnon, J. Rossano, P. Kantor, D. Bonnet, M. Burch (Philadelphia, East Hanover, MO and Los Angeles, US; Edmonton, CA; Paris, FR; London, GB)
- Safety of sacubitril/valsartan in patients receiving statins in the PARADIGM-HF trial** PI699
 H. Streefkerk, D. Anand, W. Zhou, B. Balas, H. Schwende, V. Shi (Basel, CH; East Hanover, US)
- Achievement of optimal medication doses during the heart failure titration process** PI700
 S.O. Leary, M. Griffin, J.O. Neill, M. Bermingham, C. Blaine, G. Ryan (Cork and Dublin, IE)

- Frusemide adjustment in heart failure (HF) during ramadhan: effectiveness and safety pilot study.** P1701
 M.K. Othman, S.L. Yang, H.B. Liew, C.H. Yen, K.K. Chow, J.R.J. Jjinu, B.C. Beh, M.H. Mohd Asnawani, S.L. Tan, J.H. Chi, Q.L. Goh (Kota Kinabalu, MY)
- Rationale and design of TRANSITION: a multi-center, randomised, open-label study comparing pre- versus post-discharge initiation of sacubitril/valsartan in hospitalised patients with ADHF and HFrEF** P1702
 D.P. Figal, R. Wachter, M. Senni, J. Belohlavek, A. Noe, D. Carr, D. Butylin (Murcia, ES; Göttingen, DE; Bergamo, IT; Prague, CZ; Basel, CH)
- A double-blind, randomised, two arm parallel group trial to determine the effects of torasemide versus furosemide on one marker (PIP) of cardiac fibrosis in patient with HFpEF and T2DM** P1703
 T.D. Trippel, S. Von Linthout, R. Lindhorst, A. Sandek, A. Bobenko, B. Pieske, F. Edelmann, C. Tschoepe (Berlin and Göttingen, DE)
- Comparative efficacy of long-term digoxin and ivabradine therapy on prognosis, left and right heart functional parameters in patients with chronic heart failure and preserved ejection fraction** P1704
 L.R. Tumasyan, K.G. Adamyan (Yerevan, AM)
- Results of a single center experience on 200 consecutive patients treated with Entresto (sacubitril/valsartan).** P1705
 A. Canu, V. Maurin, P. Dos Santos, F. Picard (Bordeaux, FR)
- Collaboration cardiologists-pharmacists for improving heart failure medication management.** P1706
 Y. Audurier, B. Mathieu, N. Chapet, F. Leclercq, J.L. Pasquie, A. Jalabert, G. De Barry, C. Breuker, K. Solecki, F. Roubille (Montpellier, FR)
- Loop diuretic down-titration in stable chronic heart failure: role for spot urinary chloride analysis?** P1707
 F.H. Verbrugge, P. Martens, L. Boonen, P. Nijst, D. Verhaert, P. Noyens, P. De Vusser, M. Dupont, W.H.W. Tang, W. Mullens (Genk, BE; Cleveland, US)
- One-year outcome in patients with heart failure with mid-range ejection fraction hospitalized due to worsening heart failure** P1708
 M. Marchel, A. Tyminska, A. Kaplon-Cieslicka, K. Ozieranski, M. Peller, P. Balsam, M.G. Crespo-Leiro, A.P. Maggioni, J. Drozd, K.J. Filipiak, G. Opolski (Warsaw and Lodz, PL; A Coruna, ES; Florence, IT)
- Heart failure with recovered ejection fraction: clinical characteristics, determinants and prognosis.** P1709
 R.M. Agra Bermejo, E. Gonzalez Babarro, E. Gonzalez Babarro, J.N. Lopez Canoa, J.N. Lopez Canoa, A. Varela Roman, A. Varela Roman, I. Gomez Otero, I. Gomez Otero, M. Oro Ayude, M. Oro Ayude, P. Parada Vazquez, P. Parada Vazquez, I. Gomez Rodriguez, I. Gomez Rodriguez, O. Diaz Castro, O. Diaz Castro, J.R. Gonzalez Juanatey, J.R. Gonzalez Juanatey (Santiago de Compostela and Pontevedra, ES)
- Features of congestive heart failure in patients with post-MI one year after** P1710
 A.I. Chesnikova, E.S. Godunko, V.A. Safronenko, O.E. Kolomatskaya, A.V. Khripun, V.P. Terentyev (Rostov-on-Don, RU)
- Prognostic value of different cardiohepatic syndrome variants during the chronic heart failure** P1711
 Y. Shaposhnikova, I.A. Ilchenko, L. Bobronnikova (Kharkiv, UA)
- Validation of the seattle heart failure model (SHFM) in an Iranian heart failure population** P1712
 M.H. Soltani, M. Mirzaei, M. Seyed Hosseini, R. Omidvar, A. Dehghani (Yazd and Tehran, IR)
- Frailty conferred incremental prognostic significance in Chinese heart failure patients with advanced heart failure** P1713
 K. Fan, M. Wong, K. Cheng, C. Chow, K.L. Leung (Hong Kong, HK)
- Is serum uric acid level an independent predictor for prognosis in advanced systolic heart failure patients with diabetes mellitus?** P1714
 G. Kozdag, D. Ural, O. Argan, I. Karazum, K. Karazum, E. Ural, U. Bildirici, T. Kilic, T. Sahin, A. Agaciklen Agir (Kocaeli and Istanbul, TR)
- The history of syncope as a risk factor for hospitalization and mortality - A robust predictor for all heart failure patients?** P1715
 D. Hashemi, M. Blum, M. Mende, S. Stoerk, C.E. Angermann, S. Pankuweit, R. Wachter, F. Edelmann, B. Pieske, H.D. Duengen (Berlin, Leipzig, Würzburg, Giessen and Göttingen, DE)
- Endothelial progenitor cells and apoptotic endothelial cell-derived microparticle as biomarker of chronic heart failure phenotype** P1716
 A.E. Berezin, A. Kremzer, T. Berezina, T. Samura (Zaporozhye, UA)

- N-terminal fragment of proBNP holds prognostic value in very elderly patients with systolic heart failure** PI171
A. Valleggi, G. Vergaro, A. Aimo, C. Arzilli, R. Poletti, A. Giannoni, A. Gabutti, L. Zyw, C. Prontera, C. Passino, M. Emdin (Pisa, IT)
- Low serum chloride levels in patients with heart failure: clinical associations and prognostic significance** PI178
J.J. Cuthbert, P. Pellicori, A.L. Clark (Hull, GB)
- Upgrade of the Barcelona-Bio-HF-calculator: incorporating risk of HF hospitalization and extending risk prediction up to 5 years** PI179
J. Lupon, M. De Antonio, J. Vila, I. Subirana, A. Galan, E. Zamora, P. Moliner, M. Domingo, B. Gonzalez, M. Boldo, C. Rivas, J. Barallat, J. Santesmases, C. Diez-Quevedo, A. Bayes-Genis (Badalona, Barcelona and Santander; ES)
- Clinical characteristics and outcomes of patients with heart failure with mid-range ejection fraction.** PI1720
N. Farre, J. Lupon, E. Sole-Gonzalez, J. Gonzalez-Costello, J. Vila, S. Perez, M. De Antonio, E. Roig, C. Sanchez-Enrique, C. Enjuanes, P. Moliner, A. Bayes-Genis, D. Luiso, S. Mirabet, J. Comin-Colet (Barcelona and Badalona, ES)
- The prognostic impact of subclinical hypothyroidism in heart failure** PI1721
M.L. Goncalves, H. Antunes, J. Gil, L. Abreu, B. Marmelo, M.I. Pires, I. Cunha, D. Moreira, I. Almeida, C. Cabral (Viseu, PT)
- Aldosterone receptor antagonists decrease mortality and CV hospitalizations in CHF with reduced left ventricular ejection fraction(LVEF), but not in CHF with preserved LVEF. A metaanalysis of RCTs** PI1722
R. De Vecchis, C. Cantatrione, D. Mazzei, C. Ariano, N. Maurea (Naples, IT)
- The importance of heart rate as a predictor of cardiac functional recovery in newly diagnosed heart failure** PI1723
A.V. Valika, K.P. Paprokas, D.V. Villines, M.R. Costanzo (Naperville, US)
- Prognostic implication of right and left-sided hemodynamic congestion in patients with heart failure** PI1724
P. Rozentryt, J.U. Nowak, J. Niedziela, B. Hudzik, P. Leszek, T. Rywik, E.A. Jankowska, W. Doehner, S. Von Haehling, S.D. Anker, M. Gasior (Zabrze, Warsaw and Wroclaw, PL; Berlin and Gottingen, DE)
- Prognostic value of presence, amount and location of myocardial fibrosis detected by contrast enhanced cardiac magnetic resonance in patients with idiopathic dilated cardiomyopathy** PI1725
L. Lupi, M. Piazzani, D. Farina, E. Gavazzi, M. Bonavita, I. Papa, M. Metra, M. Maroldi, S. Nodari (Brescia, IT)
- Characteristics of heart failure patients in indonesia** PI1726
B. Karim, R. Irwan Muin, L.H. Makmun, M. Yamin, M. Arza Putra (Jakarta, ID)
- Heart failure: the smart versus the not so smart hearts** PI1727
S.S. Iyengar, A. Chopda, R. Babu, C. Chakrapani, A. Shenoy, G. Sreedhara, S. Chandra V (Bangalore, IN)
- Review of 115 cases of chronic heart failure with reduced ejection fraction in Tunisian Public hospital** PI1728
M. Drissa, S. Helali, M. Mechri, S. Kaabachi, M. Cheour, H. Drissa (Tunis, TN)
- Exercise tolerance determinants, renal function and disease progression in outpatients over 75 years old with chronic heart failure** PI1729
B. Stanula, J.D.K. Jaroslaw Damian Kasprzak (Tarnow and Lodz, PL)
- The effect of 6-month therapy with sildenafil on the intracardiac hemodynamic and inflammation markers in pts with right ventricular dilated cardiomyopathy** PI1730
T.A. Abdullaev, Y.R. Akhmatov, I.A. Tsoy (Tashkent, UZ)
- Insulin resistance evaluation in patients with coronary artery disease and chronic heart failure without evident disorders of carbohydrate metabolism** PI1731
B. Kurmanbekova, G.E. Osmankulova, M.T. Duishenalieva, S.S.H. Mamasaidova, A.M. Noruzbaeva, E. Amelin (Bishkek, KG)
- The role of anti-oxidants in the treatment of congestive heart failure** PI1732
T.H. Michalidis (Veria, GR)
- Heart failure hospitalization: a decade-long trend overview in a Tertiary Care Center** PI1733
G. Di Stolfo, S. Mastroianno, M. Mastroianno, F. Giuliani, G. De Luca, R. Massaro, M. Salvatori, D.R. Potenza, A. Russo (San Giovanni Rotondo, IT)
- Predictors of non-response to physical rehabilitation in patients with chronic heart failure** PI1734
V.L. Galenko, T.A. Lelyavina, M.Y. Sitnikova (Saint-Petersburg, RU)

- sST2 and copeptin activity closely associated with E/E' changes during NT-proBNP guided therapy in high risk patients with chronic heart failure after acute decompensation** P1735
 O. Narusov, A. Skvortsov, D. Koshkina, V. Protasov, A. Sychov, T. Goryunova, V. Masenko, S. Tereshchenko (Moscow, RU)
- Galectin-3, longitudinal strain and left ventricular remodelling in patients with aortic stenosis** P1737
 L. Agoston-Coldea, K. Bheecarry, T. Mocan (Cluj-Napoca, RO)
- Trends of heart failure hospitalization during a large period of eleven years.** P1738
 M.L. Fernandez Gasso, D.A. Pascual Figal, L. Hernandez Arizatela, J.A. Palomar Rodriguez, J.J. Martinez Diaz, J.A. Giner Caro, J.A. Castillo Moreno, L. Consuegra Sanchez, I. Hernandez Fernandez, R.M. Soto Ruiz, I.A. Garcia-Escribano Garcia, G. Clavel Ruiperez, P. Ramos Ruiz, J. Garcia Gomez, F. Fernandez Montero (Cartagena, Murcia and Jaen, ES)
- 6 minute walk distance, NYHA class and hemoglobin levels best predict health related quality of life in chronic stable heart failure patients** P1739
 T. Mannion, L. Devaney, S. Fall, M. Carey, A. Jago, S. Fay, R. Pharithi, V. Maher (Dublin, IE)
- Xanthine metabolism in patients with chronic heart failure and concomitant chronic kidney disease.** P1740
 A.V. Bilchenko, M.V. Kolomietz, A.A. Bilchenko (Kharkiv, UA)
- Prevalence geriatric syndromes among outpatients with and without chronic heart failure** P1741
 V. Ostapenko, O.N. Tkacheva, N.K. Runikhina, Y.V. Kotovskaya, N.V. Sharashkina, A.Y.U. Shchedrina (Moscow, RU)
- Wall motion score index evaluating myocardial performance to assess left ventricular function appropriate to be use at the bedside** P1742
 C.A.S. Nascimento, B. Tura, M.G. Silva, M. Gomes, H. Veronesi, A.P.R.V. Siciliano, A.S. Silva, A. Camarozano, C.E.V. Francisco, M.D.T. Duarte (Rio de Janeiro, BR)
- Heart failure with mid-range ejection fraction - an echocardiographic finding or a clinical phenotype?** P1743
 A.D. Farcas, F.P. Anton, M.A. Stoia, C.M. Goidescu, A.F. Cocoli, I.L. Gavrilă, L.A. Vida-Simiti (Cluj Napoca, RO)
- The frequency of heart failure after acute coronary syndrome in patients with nonobstructive coronary atherosclerosis** P1744
 S.B. Gomboeva, A.E. Baev, Y. Rogovskaya, T.A. Shelkovnikova, W.Y. Ussov, V.V. Ryabov (Tomsk, RU)
- The impact of a specialised community service on heart failure admissions** P1745
 E. Chua, A. Murphy, B. Unger-Graeber, S. Khan (London, GB)

Advanced heart failure

- Sarcubitril-valsartan first treatment after inotropic therapy in Stage D Heart failure patients** P1746
 R. Porcile, R.L. Levin, G. Perez Baztarrica, F. Salvaggio, R. Mayer, L.A. Botbol, I. Vaca Valverde, M.T. Zuniga Infantas (Buenos aires, AR)
- Invasive pulmonary aspergillosis in heart transplant recipients: is mortality decreasing?** P1747
 E. Flores Umanzor, J. Betuel, G. Caldentey, G. Jimenez-Britez, R. San Antonio, P. Sanchez-Somonte, G. Caixal, M. Pujol, M. Mimbbrero, B. Carbonell, S. Vazquez, L. Tirapu, M. Farrero, M. Sitges, M.A. Castel (Barcelona, ES)
- Global longitudinal strain and cardiopulmonary exercise testing predicts exercise capacity and correlates with previous rejection episodes in heart transplant recipients** P1748
 B.P. Dhakal, C.M. Bianco, S.G. Al-Kindi, A. Bojansky, R. Kayatin, M. Vest, B.D. Hoit, G.H. Oliveira, C.A. Elamm (Cleveland, US)
- Effectiveness of palliative care in people with persistently symptomatic heart failure: a systematic review** P1749
 S. Datla, A. Hoye, M. Johnson (Hull, GB)
- Blood pressure response during cardiopulmonary exercise testing in patients with heart failure predicts failure of medical management** P1750
 Z.J. Il'giovine, N. Solomon, A.D. Devore, D. Wojdyla, C.B. Patel, J.G. Rogers (Durham, US)
- Elevated donor C-reactive protein impacts incidence of very early infections following heart transplantation** P1751
 I. Planinc, D. Fabijanovic, J. Ljubas-Macek, B. Skoric, H. Jurin, J. Samardzic, N. Jakus, H. Gasparovic, M. Cikes, D. Milicic (Zagreb, HR)

Ordinal interaction effect of pulmonary vascular resistance and pulmonary arterial wedge pressure on pulmonary RC time PI752
 S. Moura Ferreira, J. Ferreira, R. Baptista, M.J. Ferreira, A. Marinho, S. Costa, F. Franco, M. Pego (Ponta Delgada and Coimbra, PT)

Atrial fibrillation

Catheter ablation of atrial fibrillation in heart failure patients: a first experience. PI753
 N. Vecchio, L. Ripa, L. Tomas, F. Cruz, I. Mondragon, A. Orosco, M.L. Talavera, A. Acosta, S. Rivera, G. Albina, M. Diez, F. Scuzzoso (Buenos Aires and Mendoza, AR)

CHA2DS2VASc score - A strong predictor of new onset atrial fibrillation PI754
 G. Abreu, P. Azevedo, C. Rodrigues, I. Campos, C. Braga, J. Martins, C. Arantes, M. Alvares Pereira, J. Marques (Braga, PT)

Reduced LA strain predicts atrial fibrillation recurrence after catheter ablation: a systematic review and meta-analysis PI755
 G. Bajraktari, I. Bytyci, M.Y. Henein (Pristina, XK; Umea, SE)

Heart failure, left ventricular dimensions and ejection fraction are predictors of thromboembolism in non valvular atrial fibrillation patients treated with direct oral anticoagulants PI756
 F. Adamo, N. Salvi, R. Di Pietro, E. Pagliaroli, S. Monosilio, I. Cardillo, G. Benedetti, M. Mancone, F. Ferrante, F. Fedele (Rome, IT)

Clinical determinants of B-type natriuretic peptide levels in atrial fibrillation PI757
 N. Sato, N. Hatori, H. Sakai, T. Kunishima, Y. Hatori (Tokyo, Odawara and Kawasaki, JP)

LA diameter more than 40 mm predicts recurrence of atrial fibrillation after trans-catheter ablation: a systematic review and meta-analysis PI758
 G. Bajraktari, I. Bytyci, M.Y. Henein (Pristina, XK; Umea, SE)

Cardiomyopathy

Galectin-3 level and its relationship with clinical status and instrumental parameters in patients with hypertrophic cardiomyopathy PI759
 A.E. Demkina, N.S. Krylova, N.G. Poteskhina, E.A. Kovalevskaia, F.M. Hashieva (Moscow, RU)

Left atrium characterization in hypertrophic cardiomyopathy: three-dimensional wall-motion tracking technology as a valuable technique PI760
 L. Marques, N. Moreno, H. Guedes, R. Santos, A. Pereira, D. Seabra, R. Sousa, P. Pinto (Penafiel, PT)

Comparison between LGE-CMR and histomorphometric quantification of myocardial fibrosis in transplanted hearts for end-stage HCM PI761
 G. Galati, F. Pasquale, O. Leone, I. Olivotto, F. Grigioni, E. Pilato, E. Biagini, F. Cecchi, C. Rapezzi (San Donato Milanese, Milan, Bologna and Florence, IT)

Predictors of adverse outcomes and progression of heart failure in patients with hypertrophic cardiomyopathy PI762
 E.K. Kurlianskaya, S.M. Komissarova, E.Y. Zakharava, T.V. Ilyina, T.V. Sevruck (Minsk, BY)

Chronic heart failure in patients with non-obstructive hypertrophic cardiomyopathy: the effect of the angiotensin-converting enzyme inhibitors/angiotensin receptor blockers PI763
 A.E. Demkina, N.S. Krylova, N.G. Poteskhina, E.A. Kovalevskaia, F.M. Hashieva (Moscow, RU)

Early prognostic factors of left ventricular ejection fraction deterioration in Friedreich ataxia PI764
 L. Legrand, A. Diallo, M.L. Monin, R. Isnard, A. Durr, F. Pousset (Paris, FR)

Gender differences in right ventricular function in dilated cardiomyopathy patients PI765
 E. Martins, A. Sousa, T. Pinho, O. Azevedo, A.R. Almeida, S. Amorim, B. Moura, A. Madureira, F. Rocha Goncalves, J. Silva Cardoso (Porto, Guimaraes and Lisbon, PT)

Prognostic significance of the evolution of non-invasive hemodynamic profile in patients with dilated cardiomyopathy receiving optimal medical treatment PI766
 M. Merlo, D. Stolfo, M. Gobbo, G. Gabassi, G. Barbat, P. Naso, G. Secoli, F. Ramani, B. Pinamonti, M. Gigli, G. Sinagra (Trieste, IT)

- Value of electrocardiogram in predicting adverse events in patients with genetic dilated cardiomyopathy** P1767
A. Sousa, M. Campelo, S. Amorim, L. Lopes, B. Moura, O. Azevedo, A.R. Almeida, F. Rocha Goncalves, J. Silva Cardoso, E. Martins (Porto, Lisbon and Guimaraes, PT)
- Incremental prognostic value of cardiopulmonary exercise testing in non-ischemic dilated cardiomyopathy** P1768
B.P. Halliday, K. Chiew, S. Newsome, R. Wassall, A. Lota, U. Tayal, R. Jackson, T. Rahneva, A.J. Baksi, J.G. Cleland, S.K. Prasad (London, GB)
- Surgical treatment of dilated cardiomyopathy: the reverse remodelling operation and 5-years of follow up** P1769
S. Dzemeshevich, A. Dzemeshevich, Y.U. Frolova, M. Malikova, T. Voronina (Moscow, RU)
- Dilated cardiomyopathy: from electrocardiogram to echocardiographic and cardiac magnetic resonance imaging** P1770
E. Martins, A. Sousa, M. Campelo, A. Madureira, B. Moura, L. Lopes, O. Azevedo, T. Pinho, F. Rocha Goncalves, J. Silva Cardoso (Porto, Lisbon and Guimaraes, PT)
- The predictors of the response to cardiac resynchronization therapy in patients with dilated cardiomyopathy** P1771
P. Manca, S. Cossa, G.F. Tola, A. Scalone, B. Schintu, A. Setzu, S. Mamelì, N. Sanna, A. Giardina, L. Minerba, G. Matta, M. Porcu (Cagliari and Monserrato, IT)
- Takotsubo cardiomyopathy in diabetic patients - Are there differences?** P1772
P.M. Azevedo, B. Faria, B. Marmelo, C. Ruivo, R. Santos, A. Gomes, M. Vieira, A. Marreiros, L. Teles, A. Almeida (Faro, Guimaraes, Viseu, Leiria, Penafiel, Almada, Santarem and Coimbra, PT)
- Comparison of various non-invasive tools for diagnosing AL cardiac amyloidosis** P1773
M. Nicol, B. Assous, M. Baudet, R. Dautry, A. Cescau, A. Cohen Solal, B. Arnulf, D. Logeart (Paris, FR)
- The genetics of noncompaction cardiomyopathy** P1774
N. Shcherbakova, O. Kulikova, R. Myasnikov, A. Zharikova, A. Kiseleva, M. Kharlap, A. Meshkov, E. Mershina, V. Sinitsyn, S. Boytsov (Moscow, RU)
- Ventricular deformation in type I diabetes children** P1775
R. Ben Said, I. Zairi, K. Mzoughi, F. Ben Moussa, S. Kammoun, S. Fennira, S. Kraiem (Tunis, TN)
- Serum BDNF levels predicts cardiac death in patients with heart failure due to Chagas disease** P1776
H. Costa, M.M.O. Lima, P.M. Martinelli, E.R.S. Camargos, A.L. Teixeira, A.P. Ribeiro, M.C.P. Nunes, M.O.C. Rocha (Belo Horizonte and Diamantina, BR)
- Significance of hsTNF-alpha testing in the verification of inflammatory cardiomyopathy.** P1777
A.Y. Shchedrina, A.A. Skvortsov, K.A. Zykov, O.Y. Narusov, S.N. Tereshchenko (Moscow, RU)
- Diagnostics of wild-type transthyretin cardiomyopathy and its clinical presentation in Czech patients - a single centre experience.** P1778
M. Kubanek, J. Binova, A. Krebsova, M. Buncova, E. Honsova, P. Lupinek, J. Vrbska, V. Melenovsky, J. Kautzner (Prague, CZ)
- EMB-based diagnosis in a large cohort of 2822 consecutive patients with unexplained heart failure: data analysis from 2014-2016** P1779
F. Escher, U. Kuhl, U. Gross, D. Lassner, H.-P. Schultheiss (Berlin, DE)
- Evaluation of Th1, Th2, Th17 and Treg cytokines profile in patients with chronic chagas heart disease and systemic arterial hypertension: further studies.** P1780
R. Bestetti, R. Dellalibera-Joviliano, G. Lopes, R. Furlan-Daniel, K. Lopes (Ribeirao Preto and Pitumhi, BR)
- Cardiomyopathy associated with shabu consumption** P1781
M. Pujol Lopez, L. Ortega Paz, E.J. Flores Umanzor, M. Roque, S. Prat Gonzalez, R.J. Perea, A. Garcia Alvarez, X. Bosch (Barcelona, ES)
- Incidence and predictors of heart failure after acute myocardial infarction in patients without systolic dysfunction and/or history of heart failure** P1782
R.J. Cobas, B. Caneiro, S. Raposeiras, E. Abu, S. Manzano, F.E. Calvo, M. Valdes, A. Iniguez (Vigo and Murcia, ES)
- Influence of inflammation on the pathogenesis of cardiac ATTR and AL amyloidosis** P1783
K. Klingel, A. Hehn, M. Sauter (Tuebingen, DE)

NEOD001 demonstrates organ biomarker responses in patients with light chain amyloidosis and persistent organ dysfunction independently of previous haematological response	PI784
M. Liedtke, R.L. Comenzo, H. Landau, V. Sanchorawala, B.M. Weiss, J.A. Zonder, J. Walling, G.G. Kinney, M. Koller, D.B. Schenk, S.D. Guthrie, E. Liu, M.A. Gertz (Stanford, Boston, New York, Philadelphia, Detroit, Hillsborough, South San Francisco and Rochester, US)	
Assessment of left ventricular function in asymptomatic systemic lupus erythematosus ab patients (about 70 cases)	PI785
M. Drissa, S. Helali, S. Kaabachi, M. Cheour, H. Drissa (Tunis, TN)	
Predictors of in-hospital outcome in takotsubo cardiomyopathy, a multicenter study	PI786
A.L. Calvo, O. Azevedo, R.P. Santos, A.R. Almeida, N. Craveiro, B. Picarra, R. Lima, L. Reis, B. Marmelo, A. Marreiros, N. Marques (Guimaraes, Penafiel, Almada, Santarem, Evora, Viana do Castelo, Coimbra, Viseu and Algarve, PT)	
Prognostic impact of QRS duration in patients with Takotsubo cardiomyopathy	PI787
H. Antunes, D. Bento, M. Oliveira, C. Ruivo, R. Santos, A. Gomes, M.J. Vieira, L. Reis, R. Lima, A. Marreiros, A.R. Almeida (Viseu, Faro, Guimaraes, Leiria, Penafiel, Almada, Santarem, Coimbra and Viana do Castelo, PT)	
Impact of cardiac 99mTc-HMDP uptake on left ventricular function and filling pressure in patients with transthyretin amyloidosis	PI788
O. Lairez, S. Pradel, S. Brun, P. Pascal, P. Fournier, I. Berry, J. Roncalli, D. Carrie, M. Galinier (Toulouse, FR)	
Apical sparing pattern of left ventricular myocardial 99mTc-HMDP uptake in patients with transthyretin-related cardiac amyloidosis	PI789
A. Guellich, A. Van Der Gucht, A. Galat, A. Mukedesi, V. Plante-Bordeneuve, E. Itti, T. Damy (Creteil, FR)	
Ability of 99mTc-DPD scintigraphy to predict conduction disorders requiring permanent pacemaker in patients with transthyretin-related cardiac amyloidosis	PI790
S. Brun, S. Pradel, D. Carrie, M. Galinier, P. Maury, P. Pascal, G. Victor, I. Berry, P. Mondoly, D. Ribes, A. Duparc, O. Lairez (Toulouse, FR)	
The role of baseline LVEF towards the recovery of left ventricular function and improvement of left ventricular remodelling in peripartum cardiomyopathy patients: starting position matters	PI791
H.S. Prameswari, T.I.D. Dewi, E.M. Martanto, A.P. Purnomowati (Bandung, ID)	
Echographic factors of atrial arrhythmia in patients with arrhythmogenic right ventricular dysplasia	PI792
R. Ben Said, A. Zaroui, M.F. Drissi, H. Zargouni, R. Mechmeche (Tunis, TN)	
Incidence, characteristics, risk factors and outcomes of supraventricular arrhythmias in Takotsubo cardiomyopathy	PI793
O. Auzel, H.M. Mustafic, R.H. El Mahmoud, R.P. Pilliere, O.D. Dubourg, N.M. Mansencal (Boulogne-Billancourt, FR; Geneva, CH)	

Comorbidities

Chemotherapy-induced cardiotoxicity in a Colombian heart failure program	PI794
C.I. Saldarriaga, J.A. Rivillas, L.A. Fajardo, C. Gallego, A.M. Agudelo (Medellin, CO)	
Cardiovascular monitoring and management in cancer patients: a french national survey	PI795
L. Jovenaux, J. Cautela, F. Thuny, F. Paganelli, F. Barlesi (Marseille, FR)	
Subgroups analyses of a prospective long-term study in patients with advanced cancer - the prognostic impact of elevated heart rate.	PI796
M.S. Anker, N. Ebner, B. Hildebrandt, J. Springer, H. Riess, U. Landmesser, A.J.S. Coats, S.D. Anker, W. Haverkamp, S.V. Haehling (Berlin and Gottingen, DE; Coventry, GB)	
The cumulative effect of chemoradiotherapy in the risk of developing cardiotoxicity	PI797
A.C. Gomes, L.R. Lopes, A.G. Ferreira, M. Correia, I. Rangel, P. Fazendas, H. Mansinho, H. Pereira (Almada, PT)	
Risk factors for heart failure after epirubicin chemotherapy for breast or colorectal cancer	PI798
G. Fogarassy, A. Vathy-Fogarassy, L. Hornyak, T. Forster (Balatonfured, Veszprem and Szeged, HU)	

- Improving ventricular function in patients with severe ventricular dysfunction previous to kidney transplantation.** P1799
 C.G. Martinez Hernandez, E. Toxqui, J. Silva, D. Ramos, F.J. Marin, A.A. Gordillo, F.J. Rodriguez Quilantan (San Luis Potosi, MX)
- Causes of death after hospital discharge are similar between heart failure patients with and without worsening renal function** P1800
 P.P.M. Spinetti, L.A. Feijo, M.I. Garcia, S.S. Xavier, A.S. Sousa (Rio de Janeiro, BR)
- Different clinical profile in heart failure patients with chronic kidney disease** P1801
 Z. Blazquez Bermejo, D. Iglesias Del Valle, E. Garcia, J. De Juan, E. De La Cruz, R. Cadenas, V. Martinez, E. Prieto, R. Cano, C. Casanova, A. Garcia, A. Martin, I. Plaza (Madrid, ES)
- Cardiorenhepatic syndrome is common in patients with decompensated heart failure** P1802
 A. Soloveva, S. Villevalde, Z. Kobalava (Moscow, RU)
- Low ferritin reflecting depleted iron stores predicts inspiratory muscle weakness independently of skeletal muscle mass in men with heart failure with reduced ejection fraction** P1803
 M. Tkaczyszyn, M. Drozd, K. Wegrzynowska-Teodorczyk, I. Flinta, M. Bolanowski, D. Jedrzejuk, W. Banasiak, P. Ponikowski, E.A. Jankowska (Wroclaw, PL)
- Iron deficiency predicts decreased exercise capacity and physical fitness independently of skeletal muscle mass in men with heart failure with reduced ejection fraction** P1804
 M. Tkaczyszyn, M. Drozd, K. Wegrzynowska-Teodorczyk, A. Czarniawska, R. Krajewski, T.H. Menghis, R. Rydzik, U. Szydelko, P. Wojcik, W. Banasiak, P. Ponikowski, E.A. Jankowska (Wroclaw, PL)
- Importance of anaemia in a multi-ethnic Asian heart failure population** P1805
 V.J. Goh, J. Tromp, T.H.K. Teng, W.T. Tay, P. Van Der Meer, L.H. Ling B Siswanto, C.L. Hung W Shimizu, S. Zhang C Narasimhan, C.M. Yu S Park, T. Ngarmukos H Liew, E.B. Reyes J Yap, M. Macdonald, A.M. Richards, A. Inder, C.S. Lam (Singapore and National Heart Centre Singapore, SG; Groningen, NL; National Cardiovascular Center Universitas Indonesia, Jakarta, ID; National Cardiovascular Centre, Tokyo, JP; CARE Hospital, Hyderabad, IN; Korea University Hospital, Seoul, KR; Malaysia QEH2 Clinical research centre, MY; Minneapolis, US)
- Iron status in diabetic men with heart failure and reduced ejection fraction** P1806
 M. Drozd, M. Kasztura, K. Wegrzynowska, P. Rozentryt, J. Nowak, L. Polonski, J. Malyszko, E. Koc-Zorawska, W. Banasiak, P. Ponikowski, E. Jankowska (Wroclaw, Zabrze and Bialystok, PL)
- Iron status in patients with heart failure with reduced ejection fraction across different age groups** P1807
 M. Drozd, M. Kasztura, M. Tkaczyszyn, P. Rozentryt, J. Nowak, L. Polonski, J. Malyszko, E. Koc-Zorawska, W. Banasiak, P. Ponikowski, E.A. Jankowska (Wroclaw, Zabrze and Bialystok, PL)
- Anemia in heart failure is associated with higher CA 125, NT-proBNP and hsCRP levels** P1808
 M.E. Altinbas, Y. Cavusoglu, F. Mutlu, E. Babayigit, K. Isgendarov, S. Eraslan (Eskisehir, TR)
- Iron stores and prognosis in a cohort of elderly patients with heart failure and preserved ejection fraction** P1809
 B. Nieto Sandoval, J.A. Satue, A. Perez Martin, J.C. Belinchon Paraiso, S. Gonzalo Pascua, J. Marrero Frances, A. San Martin Prado, C. Gutierrez Landaluce, A. Zapatero Gavia (Fuenlabrada, ES)
- Anemia in heart failure - The underdog of risk predictors?** P1810
 A. Alsaud, D. Ali, I.Y.A.D. Farah, M. Bdeir, A. Alameen, A. Mahmoud (Riyadh, SA)
- Clinical benefits of intravenous iron therapy in patients with defibrillator due to heart failure with left ventricular dysfunction.** P1811
 A. Ruiz-Salas, M.A. Lopez Garrido, A. Robles-Mezcua, N. Gonzalez-Cruces, L. Morcillo-Hidalgo, J.M. Garcia-Pinilla, J.J. Gomez-Doblas, E. De Teresa-Galvan, J. Alzueta-Rodriguez (Malaga, ES)
- Anaemia and iron deficiency in Heart Failure: role of chronic anticoagulant and antiplatelet therapies.** P1812
 F. Nicoli, C. Vignati, A. Del Torto, N. Corrieri, A. Bonomi, T. Calogero, M. Mapelli, D. Brusoni, A. Apostolo, P.G. Agostoni (Milan, IT)
- Methylmalonic acid in patients with heart failure** P1813
 K. Polytaichou, D. Varvarousis, C. Pantziou, C. Psachoulia, N. Christodoulis, D. Oikonomou, G. Feredinos, K. Manousiadis, K. Triantafyllou, N. Sakellaris, K. Kappos, S. Ioannidou, A.S. Manolis (Athens, GR)

Sleep-disordered breathing is linked to peripheral endothelial dysfunction and not to myocardial function in ischemic stroke: A mechanistic link complicating the acute phase	PI814
N. Scherbakov, A. Sandek, N. Ebner, M. Valentova, A.H. Nave, E. Jankowska, J.C. Schefold, S. Von Haehling, S.D. Anker, J.B. Fiebach, K.G. Haeusler, W. Doehner (Berlin and Göttingen, DE; Wrocław, PL; Bern, CH)	
Sleep apnea syndrome in patients with chronic heart failure	PI815
C.C. Diaconu, D. Berceanu, D. Bucur, D. Belciu, G.N. Dediu, M.A. Iancu, A.R. Zaki (Bucharest, RO)	
Consequences of obstructive sleep apnoea syndrome and hypertension on left ventricular diastolic function	PI816
L. Mathe (Tirgu-Mures, RO)	
Elevated B12 levels in systolic heart failure patients - associations with right heart failure and impaired prognosis	PI817
D. Ural, O. Argan, M. Aktas, K. Karauzum, I.Y. Karauzum, G. Kozdag, A.A. Agir (Istanbul, Kocaeli and Zonguldak, TR)	
Chronic kidney disease criteria are common in hospitalized patients arterial hypertension and diabetes mellitus	PI818
V. Kulakov, N. Manukhina, S. Villevalde, Z. Kobalava (Moscow, RU)	
Impaired left ventricular function predicts all-cause and cardiovascular mortality in patients with renal failure: a 5-year prospective study	PI819
C. Kapelios, I. Eleftheriadou, A. Tentolouris, D. Doulgerakis, I. Moysakakis, S. Chorepsima, S. Michail, N. Tentolouris (Athens, GR)	
Cardiac masses in pediatric population	PI820
R. Hammami, D. Abid, B. Bekik, F. Mroua, F. Triki, S. Charfeddine, L. Abid, S. Kammoun (Sfax, TN)	
Association of genetic polymorphism of TCF7L2 with the severity of cardiac remodeling and adipokines disbalance in comorbidity of essential hypertension and type 2 diabetes	PI821
A. Shalimova, O. Bilovol, L. Bobronnikova (Kharkiv, UA)	
Sodium-glucose co-transporter-2 inhibitors as oral antidiabetic in patients wit heart failure	PI822
J. Morgado, J.R.G. Roa Garrido, P.R.O. Rodriguez Ortega, B.M.M. Martinez Mora, S.C.F. Camacho Freire, T.M.S. Moraleda Salas, A.L.S. Lopez Suarez, J.D.F. Diaz Fernandez (Huelva, ES)	
Co-morbidities and fragility are determinants of survival in patients with heart failure and mildly reduced ejection fraction	PI823
P. Moliner, P. Gastelurrutia, J. Lupon, X. Yang, M. De Antonio, M. Domingo, S. Altimir, B. Gonzalez, M. Rodriguez, C. Rivas, E. Fung, E. Zamora, J. Santesmases, J. Woo, A. Bayes-Genis (Badalona, ES; Hong Kong, HK)	
Do we optimize antidiabetic treatment in HF patients?	PI824
S. Blasco, F.J. Camacho, I. Lobo, C. Collado, P. Gonzalez, J.A. Sanchez-Brotons, I. Perez, E. Martinez De Morentin, M. Iravedra, J. Lozano, M. Maestre, P. Martinez Romero, F.J. Morales (Puerto Real, ES)	

Valvular heart disease (diagnosis, management and interventional therapies)

Clinical impact of patients with pure native aortic valve regurgitation undergoing transcatheter aortic valve replacement	PI826
E. Munoz-Garcia, M. Munoz-Garcia, A.J. Munoz Garcia, A.J. Dominguez-Franco, J.M. Garcia-Pinilla, L. Morcillo-Hidalgo, M.F. Jimenez-Navarro, J.H. Alonso-Briales, J.M. Hernandez-Garcia, E. De Teresa-Galvan (Malaga, ES)	
Echocardiographic mortality predictors in patients with severe aortic stenosis not submitted to valvular intervention	PI827
I.S.S. Goncalves, I. Ricardo, J. Rigueira, J.R. Agostinho, T. Guimaraes, A.R. Francisco, G.L. Silva, R. Santos, A. Ferreira, A.G. Almeida (Lisbon, PT)	
Long-term results with conventional treatment approach for prosthetic valve endocarditis in patients with prior heart failure	PI828
M.M. Baluta, E. Panaitescu, M.M. Vintila (Bucharest, RO)	

- Patent foramen ovale: red flag in radiologically isolated syndrome** P1829
E. Koci, G. Maresca, E. Signoriello, G. Puoti, G. Lus, A. Rapacciuolo (Naples, IT)
- Risk factors, predictors and outcome of patients with complicated infective endocarditis in intensive care unit** P1830
F. Ahmad, S. Cox, S.T. Chan, E. Abdul Rahman, I. Zainal Abidin, M.A. Sadiq (Kuala Lumpur, Pusat Pentadbiran Kerajaan Persekutuan, Presint 7, 62250 Putrajaya, and Selangor, MY; Brisbane, AU; Muscat, OM)
- Mitral balloon valvuloplasty: risk factors for lack of success, severe mitral regurgitation and major complications** P1831
I.P. Borges, M. Nascimento, E.C.S. Peixoto, R.T.S. Peixoto, R.T.S. Peixoto (Rio de Janeiro, BR)
- Balloon mitral valvotomy for patients with mitral stenosis in atrial fibrillation :immediate and long terme prognosis** P1832
A. Jalled, M. Hassine, M. Mahjoub, M. Ben Messoud, H. Gamra (Monastir, TN)
- Percutaneous mitral valvuloplasty with balt single balloon and the long-term follow-up. Survival and event free survival** P1833
I.P. Borges, E.C.S. Peixoto, R.T.S. Peixoto, R.T.S. Peixoto, A.A.B. Aragao, I.L.P.B. Anjos, V.F. Marcolla, L.L.B. Bandera (Rio de Janeiro, BR)
- Redo percutaneous mitral commissurotomy interventions for mitral stenosis: immediate and one-year results compared to a primary procedure, a prospective observational study between 2010 and 2015** P1834
C. Perron, G. Bonnet, J.P. Mouret, E. Salaun, J.L. Bonnet (Marseille, FR)

Devices / CRT/ ICD / Surgery

- Influence of chronic kidney disease on CRT response and clinical outcomes** P1835
I. Silveira, R. B Santos, M. Trepá, M.J. Sousa, C. Roque, A. Pinheiro-Vieira, V. Lagarto, A. Luz, A. Hipolito-Reis, S. Torres (Porto, PT)
- Diastolic function, filling pressures in combination with B-type natriuretic peptide levels affect cardiac resynchronization therapy response in chronic heart failure patients.** P1836
E. Hatzinikolaou-Kotsakou, E. Reppas, M. Kotsakou, G. Moschos, P. Latsios, G. Moschos, T.H. Belevlis, M. Konstantinidou, A. Chantas (Thessaloniki, GR)
- Role of global myocardial work in the identification of responders to CRT** P1837
E. Galli, C. Leclercq, A. Hubert, A. Bernard, O. Smiseth, E. Samset, E. Donal (Rennes and Tours, FR; Oslo, NO)
- Level of testosterone as a predictor of response to cardiac resynchronisation therapy** P1838
T.N. Enina, V.A. Kuznetsov, A.M. Soldatova, T.I. Petelina, D.V. Krinochkin, S.M. Dyachkov, A.Y. Rychkov, O.Y. Nohrina (Tyumen, RU)
- Multi-biomarkers laboratory strategy for outcome prediction in patients with severe systolic dysfunction submitted to CRT** P1839
M. Beltrami, A. Palazzuoli, A. Paoletti Perini, C. Tosti Guerra, M.G. De Gregorio, B. Franci, P. Pieragnoli, R. Nuti, L. Padeletti (Florence, Siena and Milan, IT)
- Contractile function of the right ventricle as a predictor of the effectiveness of cardiac resynchronization therapy** P1840
D. Lebedev, S. Popov, S. Krivolapov, G. Savenkova, K. Zavadovskij, S. Minin (Tomsk and Novosibirsk, RU)
- Dynamic variation of renal function and novel or old HF biomarkers (ST2, Galectin 3, NT-proBNP) and response to cardiac resynchronization therapy (CRT)** P1841
M. Beltrami, A. Paoletti Perini, A. Palazzuoli, G. Ruocco, C. Tosti Guerra, P. Pieragnoli, G. Ricciardi, R. Nuti, L. Padeletti (Florence and Siena, IT)
- Cardiac resynchronization Therapy pacemaker or defibrillator? Long term follow-upoutcomes** P1842
B. Alvarez, J.R. Garcia Seara, R.A. Abellas Sequeiros, D. Iglesias Alvarez, L. Gonzalez Melchor, M. Rodriguez Manero, X.A. Fernandez Lopez, I. Gomez Otero, J.L. Martinez Sande, A. Martinez Monzonis, J.R. Gonzalez Juanatey (Santiago de Compostela, ES)
- Predictors of hospitalization for heart failure following cardiac resynchronization therapy** P1843
M. Trepá, C. Gomes, I. Silveira, B. Brochado, M.F. Oliveira, R. Baggen Santos, V.A. Dias, C. Roque, A.P. Vieira, H. Reis, S. Torres (Porto, PT)

Clinical characteristics, predictors, and outcomes of super-responder in cardiac resynchronization therapy of patients with heart failure	PI844
J. Oh, J.S. Uhm, I.C. Kim, T.H. Kim, H.N. Pak, M.H. Lee, B. Joung, S.M. Kang (Seoul, KR)	
A systematic review of telemonitoring assessment for patients with heart failure	PI845
T. Farnia, M.C. Jaulent, O. Steichen (Paris, FR)	
Implementation of intravenous inotropic protocol in hospitalization unit with telemetry: initial experience	PI846
F.M. Barth, L.G. Caballero, G. Aliti, L. Orlandin, L.B. Silva-Neto, E.R. Rabelo-Silva (Porto Alegre, BR)	
Evaluation of e-health tool for heart failure patients	PI847
A. Blomqvist, K. Sjostrom, E. Ohman, M. Dahlqvist, S. Bergenbrant Glas (Stockholm and Norrtälje, SE)	
New concepts for remote monitoring and flow control in left ventricular assist device patients - The Medulotion project.	PI848
N. Reiss, T. Schmidt, J.D. Hoffmann, D. Willemsen, F. Mueller Von Aschwege, J.I. Roebesaat, J.D. Schmitto, C. Feldmann (Bad Rothenfelde, Oldenburg and Hannover, DE)	
Liberal right ventricular assist device extracorporeal membrane oxygenation support for right ventricular failure following implantable left ventricular assist device placement	PI849
Q. Fischer, M. Kirsch (Paris, FR; Lausanne, CH)	
Impact of left ventricular assist device implantation on right and left ventricular volumes and functions	PI850
C. Delmas, P. Fournier, S. Cazalbou, D. Carrie, J. Roncalli, M. Galinier, O. Lairez (Toulouse, FR)	
Allosensitization with new generation left ventricular assist device	PI851
M. Carrozzini, T. Bottio, F. Toto, M. Comisso, E. Manzan, M. Cardillo, E. Cozzi, V. Tarzia, J. Bejko, G. Gerosa (Padua, IT)	
Success of bridging to transplantation with a continuous- flow left ventricular assist device in a single UK centre	PI852
D. Brahmabhatt, W. Flinn, P. Lincoln, A. Kydd, C. Lewis, J. Parameshwar, S. Tsui, S. Pettit (Cambridge, GB)	
Percutaneous mechanical circulatory support in cardiogenic shock due to end-stage heart failure and acute myocardial infarction	PI853
H.S. Lim, T. Musa, A. Ranasinghe, N. Howell (Birmingham, GB)	
Circulatory support with ECMO and/or impella for hemodynamic compromise during acute coronary syndrome: a heart team strategy	PI854
M. Mourad, P. Gaudard, P. De La Arena, J. Eilet, N. Zeroual, P. Rouviere, F. Roubille, B. Albat, P. Colson (Montpellier, FR)	
Veno-arterial ECMO/ECLS for cardiogenic shock: short term outcomes	PI855
A. Defontaine, E. Flecher, S.M. Rehman, N. Nessler, B. Lelong, J.-P. Verhoye (Rennes, FR)	
Clinical consequence of new-onset persistent left bundle branch block after transcatheter aortic valve replacement	PI856
E. Munoz-Garcia, M. Munoz-Garcia, A.J. Munoz Garcia, A. Ruiz-Salas, A.J. Dominguez-Franco, F. Carrasco-Chinchilla, J.M. Garcia-Pinilla, L. Morcillo-Hidalgo, J.H. Alonso-Briaies, J.J. Gomez-Doblas, M.F. Jimenez-Navarro, J.M. Hernandez-Garcia, E. De Teresa-Galvan (Malaga, ES)	
Predictors of survival and one year outcomes after continuous flow left ventricular assist device implantation	PI857
E. Nestorovic, N. Milic, S. Putnik, D. Terzic, A. Janjic, M. Milosevic, D. Markovic, J. Cumic, A. Ristic, D. Trifunovic, I. Nedeljkovic, M. Banovic, S. Raspopovic, M. Ristic (Belgrade, RS)	
Symptoms, physical examination and biomarkers are important determinant of reactions to adaptive servo-ventilation	PI858
Y. Nishihata, N. Komiyama (Tokyo, JP)	
Impact of interatrial shunting on heart failure morbidity and mortality: comparison to the CardioMems Champion cohort	PI859
W.T. Abraham, J. Rodes-Cabau, S. Bergeron, M. Bernier, I.J. Amat Santos, T. Ben Gal, R.A.N. Kornowski, L. Nombela Franco, B. Garcia, A. Kerner, S.D. Anker, S. Shkurovich, N.L. Eigler (Columbus and Agoura Hills, US; Quebec, CA; Valladolid, Madrid and Barcelona, ES; Petah Tikva and Haifa, IL; Berlin, DE)	
Antibradycardia pacemaker with sleep apnea monitor: a new tool to evaluate left ventricular filling pressure?	PI860
J.B. Augusto, S. Antunes, M. Faustino, N. Cabanelas, F. Madeira, H. Vasconcelos, C. Morais (Amadora, PT)	

POSTER SESSION 3

- Effects of cardiac rehabilitation on exercise capacity and WHO-quality of life undergoing CABG patients- A quasi-randomised controlled trial** P1861
J. Uddin (Dhaka, BD)
- Staged or combined carotid endarterectomy in patients undergoing coronary artery bypass grafting** P1862
R. Karimov, A. Iznazarov, A. Yulbarisov, A. Djafarov (Tashkent, UZ)
- Acute aortic syndromes - What we know and what we don't know** P1863
S. Alegria, I. Rosario Cruz, R. Pereira, A.I. Marques, C. Gomes, G. Morgado, D. Caldeira, O. Simoes, A.R. Almeida, M.J. Loureiro, H. Pereira (Almada, PT)
- Effect on long survival of acute myocardial infarction in Killip classes III or IV patients undergoing invasive coronary procedures.** P1864
L. Sayagues Moreira, R.C. Vidal Perez, A. Lopez Baz, R.M. Agra Bermejo, U. Anido Herranz, J.L. Allut Garcia, A. Lopez Lago, J.R. Gonzalez-Juanatey, C. Galban, J.M. Garcia Acuna, C. Pena Gil (Santiago de Compostela and Madrid, ES)

Renin-angiotensin-aldosterone antagonists

- Effect of renin-angiotensin antagonist in patients with impaired renal function and heart failure: results from KorAHF registry** P1865
S.Y. Jang, S.C. Chae, D.H. Yang, B.H. Oh, E.S. Jeon, J.J. Kim, M.C. Cho, S.H. Baek, S.M. Kang, D.J. Choi, B.S. Yoo, K.H. Kim, H.Y. Park (Daegu, Seoul, Chungju, Seongnam, Wonju, Gwangju and Osong, KR)
- Influence of long-lasting treatment with ramipril and eprosartan on diastolic dysfunction and insulin resistance** P1866
N. Sapojnic, A.P. Caraus, A. Timbalari, M.A. Caraus, A.N. Moiseeva, C.D. Roibu (Chisinau, MD)
- Real world experience of introducing the new heart failure drug LCZ 696 in ambulatory care setting** P1867
L.O.connor, J. Kelly O' Haire, B.F. Mcadam (Dublin, IE)

Haemodynamics - coronary and peripheral circulation

- Changes in hemodynamic parameters and cerebral oximetry during head-up tilt test in heart failure patients: the HARVEST study** P1868
H. Holm, E. Bachus, V. Hamrefors, O. Melander, G. Taseveska, A. Fedorowski, M. Magnusson (Malmo, SE)
- Prognostic significance of myocardial energy expenditure and myocardial efficiency in patients with heart failure with reduced ejection fraction** P1869
M.S. Cetin, E.H. Ozcan Cetin, H. Sasmaz, A. Temizhan, S. Aydogdu (Ankara, TR)
- Relation between invasive hemodynamics and measured glomerular filtration rate by 51Cr-EDTA clearance in advanced heart failure.** P1870
T. Deis, L. Balling, S. Boesgaard, K. Rossing, M. Schou, F. Gustafsson (Copenhagen and Gentofte, DK)
- Impact of percutaneous coronary intervention on microcirculation in patients with myocardial infarction** P1871
R. Viskov, A. Mitichkin, A. Tektova, N. Kazunina, R. Stryuk (Moscow, RU)
- Hemodialysis induced alterations in coronary blood flow and cardiac function** P1872
D. Sharif, I. Abu-Mokh, Y. Sharif, A. Sharif-Rasslan, S. Storch, U. Rosenschein (Haifa, IL)
- Percutaneous transarterial renal angioplasty in renovascular hypertension. immediate results and in-hospital evolution** P1873
I.P. Borges, E.C.S. Peixoto, R.T.S. Peixoto, R.T.S. Peixoto, I.L.P.B. Anjos, L.L.B. Bandeira, C.T. Santos, T.L.S. Macedo, D.M. Rebello, A.A.B. Aragao (Rio de Janeiro, BR)
- Association of metabolic syndrome with coronary artery disease extent and severity** P1874
A. Veseli, I. Alimehmeti, H. Gjergo, J. Seiti, E. Demiri, S. Kabilii, B. Horjeti, M. Lezha (Tirana, AL)

Metabolism - Diabetes mellitus - Obesity

- Cardiac function in obese pregnant women** P1875
K. Golinska Grzybala, E. Konduracka, J. Nessler (Krakow, PL)

Patterns of left ventricular global longitudinal strain in diabetic patients by speckle tracking imaging. A. Elgohary (Al Jizah, EG)	PI876
Prevalence and effects of metabolic syndrome in a cardiac rehabilitation program G. Neves Pestana, A. Rocha, R. Pinto, M. Tavares-Silva, M. Braga, H. Nascimento, P. Araujo, A. Nunes, V. Araujo, F. Parada, M.J. Maciel (Porto, PT)	PI877
Correlation between glycaemic status and left ventricular diastolic function in type 2 diabetes patients M.M. Mohamed Eldeib (Cairo, EG)	PI878
Prevalence and characteristics of diabetes mellitus and insulin resistance in heart failure patients across Europe. A report of the 1st Postgraduate Course in Heart Failure of the HFA. S. Paolillo, C. Minoia, K. Ablasser, G. Di Stolfo, M. Merlo, A. Vachulova, F. Ruschitzka, A. Mathe (Naples, Gallarate, San Giovanni Rotondo and Trieste, IT; Graz, AT; Bratislava, SK; Zurich, CH; Saint-Pierre, RE)	PI879
Sex differences in diabetic patients from the ASIAN-HF registry T.-H.K. Teng, W.T. Tay, L.M. Yan J Tromp, I. Anand, A.M. Richards, S.B.L. Ng G-Sh Lee, J.J.L. Yap, M.R. Macdonald, L.H. Ling B Siswanto, H.B. Liew E-B Reyes, W. Shimizu S Zhang, C. Narasimhan C-M Yu, S.W. Park T Ngarmukos, J.G. Regensteiner, C.S.P. Lam (Singapore, SG; Groningen, NL; Minneapolis and Aurora, US; Kota Kinabalu, MY; Tokyo, JP; Islamabad, IN; Seoul, KR)	PI880

Heart Failure Imaging

Relation between 2-dimensional speckle tracking echocardiography and MPI in diagnosis of coronary artery stenosis and subtle left ventricular dysfunction in stable angina pectoris patients. M.M. Mohamed Eldeib, E. Elhefny, A. Ibraheem (Cairo, EG)	PI881
MRI contribution in the diagnosis and left ventricle function evaluation in acute myocarditis H. Neji, M. Kilani, M. Attia, Z. Belhaj, I. Kammoun, I. Baccouche, S. Hantous-Zannad, K. Ben Miled-M'rad (Ariana, TN)	PI882
Application of Dipirydamole stress Tc99m MIBI SPECT in patients with heart failure and reduced ejection fraction and suspected coronary artery disease M. Kostkiewicz, W. Szot, A. Lesniak-Sobelga, P. Rubis, K. Holcman, S. Smialek, P. Podolec (Krakow, PL)	PI883
Two-dimensional speckle tracking echocardiography detects subclinical left ventricular systolic dysfunction among hypertensive patients I. Daskalov, D. Stoychev, A. Chobanov, M. Mladenova, L. Demirevska, K. Ramshev (Sofia, BG)	PI884
Clinical and prognostic association of total atrial conduction time measured by tissue doppler imaging in patients with heart failure. A report from SICA-HF. V. Nuzzi, P. Pellacorì, T. Nikolaidou, A. Kallvikbacka-Bennett, C. Torromeo, F. Barilla, K. Kaur, D. Salekin, L. Monzo, J. Cleland, A.L. Clark (Rome, IT; Hull and London, GB)	PI885
The value of stress echocardiography in the prognosis stratification of patients with left ventricular dysfunction B. Faria, T. Lopes, F. Castro, M. Oliveira, P. Azevedo, M. Lourenco, J. Portugues, L. Calvo, P. Von Hafe, O. Azevedo, A. Lourenco (Guimaraes, Braga and Faro, PT)	PI886
Contribution of echocardiographic 2D strain analysis to the long-term follow-up of heart transplant patients C. Goeminne, S. Langlet, M. Fertin, N. Rousse, E. Robin, G. Leroy, M. Moussa, E. Hebbar, P. De Grootte, A. Vincentelli (Lille, FR)	PI887
Automatic 3D echocardiography for left ventricular ejection fraction assessment in daily clinical practice: the present and the future F.J. Irazusta Cordoba, T. Lopez Fernandez, V. Rial Baston, P. Meras Colunga, O. Gonzalez Fernandez, Z. Blazquez Bermejo, J. Caron Codon, E. Refoyo Salicio, R. Dalmaz Gonzalez-Gallarza, G. Guzman Martinez, F. Dominguez Melcon, S.O. Rosillo Rodriguez, M. Moreno Yanguela, J.L. Lopez-Sendon (Madrid, ES)	PI888
Left ventricular remodeling in normotensive and hypertensive postmenopausal women N. Lareva, A. Govorin (Chita, RU)	PI889
Orthostatic systolic blood pressure reaction is associated with cardiac remodeling in a heart failure population - The HARVEST study A. Ali, A. Fedorowski, J. Molvin, E. Bachus, H. Holm, G. Tasevska, A. Jujic, M. Magnusson (Malmo and Lund, SE)	PI890

- Characteristic echocardiographic parameters of right ventricular systolic dysfunction in acute dyspnea patients** P1891
 D. Gabartaite, J. Bugaite, R. Norvilaite, G. Ziubryte, A. Montvilaite, G. Balciunaite, I. Alitoit, A. Krivickiene, J. Motiejunaite, D. Zaliaduonyte-Peksiene, R. Jurgaitiene, D. Zakarkaite, A. Mebazaa, A. Kavoliuniene, J. Celutkiene (Vilnius and Kaunas, LT; Paris, FR)
- Ejection fraction of the left atrium in patients with medically controlled arterial hypertension compared to subjects with prehypertension and normotensive healthy controls.** P1892
 D. Djikic, N. Mujovic, B. Dejanovic, S. Lazic, M. Polovina, M. Marinkovic, N. Jankovic, B. Orbovic, A. Kocjancic, V. Kovacevic, D. Simic (Pristina and Belgrade, RS)

Biomarkers

- Association between in-hospital variation of natriuretic peptides and short term outcomes in patients hospitalised for worsening chronic heart failure (data from FERIC-RO)** P1893
 I. Cosei, L. Antohi, R. Radu, S.P. Collins, C. Radulescu, M. Chivulescu, P. Ponikowski, J. Butler, M. Gheorghiane, O. Chioncel (Bucharest, RO; Nashville, Stony Brook and Chicago, US; Wroclaw, PL)
- Comparable prognostic impacts of plasma B-type natriuretic peptide levels among patients with heart failure with preserved, mid-range and reduced left ventricular ejection fraction** P1894
 S. Kasahara, Y. Sakata, K. Nochioka, K. Tsuji, R. Abe, T. Oikawa, M. Sato, T. Shiroto, J. Takahashi, S. Miyata, H. Shimokawa (Sendai, JP)
- Plasma B-type natriuretic peptide level is useful to predict incidence for both types of heart failure with and without left ventricular systolic dysfunction in the general population** P1895
 R. Komi, F. Tanaka, K. Tanno, M. Ohsawa, T. Onoda, M. Ohta, K. Ogasawara, A. Okayama, M. Nakamura (Morioka and Tokyo, JP)
- Unbalanced plasma catestatin and norepinephrine predicted adverse outcomes of chronic heart failure** P1896
 S. Chu, F. Peng, L. Liu, R.X. Li, W.H. Ding (Beijing, CN)
- Natriuretic peptides are mainly measured in elderlies, but remain largely underused and sometimes misused: results of big data analysis** P1897
 M. Lescroart, E. Sorbets, F.X. Goudot, N. Garnier, N. Dubois, G. Copin, A. Betraoui, M. Schwoerer, A. Szosteek, V. Bonnard, N. Charmaux, C. Meune (Bobigny, Montbonnot, Saint-Malo and Meylan, FR)
- Association between NT-proBNP and metabolic status in young healthy adults.** P1898
 A. Alexandrova, I. Strazhesko, Y. Orlova (Moscow, RU)
- BNP, Galectine-3 and ST-2 cut-off values for long term risk assessment in chronic heart failure patients** P1899
 C.S. Vella, F. Santini, M. Oldani, A. Villani, G. Malfatto, A. Faini, E. Makil, G. Parati (Milan, IT)
- Markers of inflammation are associated with arterial stiffness in young healthy subjects** P1900
 E. Borisov, I. Strazhesko, Y. Orlova (Moscow, RU)
- C reactive protein and procalcitonin elevation are related to NT pro BNP increase, diabetes and Ip(a) levels in acute coronary syndromes** P1901
 L. De Biase, C. Miotti, G. Gallo, S. Burocchi, V. Presta, F.B. Filice, F. Simonelli, S. Abbolito, F. Comito, L. Licchelli, G. Salerno, M. Volpe (Rome, IT)
- Elevated Levels of urinary 8-oxo-7,8-dihydroguanosin in hospitalized patients with heart failure** P1902
 H. Wang, J.F. Yang, Y.Y. Li, K. Chai, J.P. Cai (Beijing and Beijing, CN)
- Serum IGFBP-7 is associated with diastolic dysfunction and predicts outcomes in heart failure and preserved ejection fraction** P1903
 C. Hage, M. Bjerre, J. Frystyk, H. Gu, K. Brismar, E. Donal, J.-C. Daubert, C. Linde, L.H. Lund (Stockholm, SE; Aarhus, DK; Rennes, FR)
- Circulating nitric oxide metabolites predict outcomes of cardiac surgery for heart failure with reduced ejection fraction** P1904
 S. Mikheev, I.A. Mandel, V.M. Shipulin, I.V. Sukhodolo, Y.K. Podoksenov, Y. Svirko, A.S. Pryakhin, E.A. Aleksandrova (Tomsk and Moscow, RU)
- HsCRP in patients with heart failure and its associations with outcome** P1905
 P. Pellicori, A. Urbinati, J. Zhang, V. Nuzzi, P. Shah, S. Kazmi, A.L. Clark, J.G.F. Cleland (Hull, GB)

- Correlation in biomarkers in patients with chronic heart failure accompanied with depressive disorders.** PI906
V. Mykhalov, A. Kozhyna (Kharkiv, UA)
- Low circulating hepcidin as a measure of iron deficiency in patients with acute and stable heart failure** PI907
M. Kasztura, M. Drozd, P. Rozentryt, L. Polonski, J. Malyszko, E. Koc-Zorawska, K. Josiak, M. Sokolski, J. Biegus, R. Zymliński, W. Banasiak, P. Ponikowski, E.A. Jankowska (Wrocław, Zabrze and Białystok, PL)
- The role of polymorphism - 634 G/C (rs 2010963) of VEGF-A gene in the carotid intima media thickness changes in chronic heart failure patients** PI908
M. Iiaresko (Kharkiv, UA)
- 5-year prognostic value of different parameters from routine hemogram in patients with idiopathic dilated cardiomyopathy and severe systolic dysfunction referred to a heart failure unit** PI909
J.M. Sobrino-Marquez, E.M. Cantero-Perez, E. Lage-Galle, D. Rangel-Sousa, A. Adsuar-Gomez (Seville, ES)
- Applicability of bnp as a biomarker of prognosis for long-term mortality in a comparison between non-elderly, elderly and major-elderly patients in south Brazil.** PI910
E. Pitthan, H.V. Hirakata, B.J. Barbisan (Porto Alegre, BR)
- HSP27 plasma levels as an independent predictor of prognosis in chronic heart failure patients** PI911
D. Traxler-Weidenauer, M. Lainscak, H.J. Ankersmit, B. Jug (Vienna, AT; Ljubljana, SI)
- Association of microcirculation disturbance with IFR and VEGF-A levels in patients with heart failure** PI912
M.V. Kozhevnikova, E.A. Zheleznykh, Y.U.A. Danilogorskaya, A.A. Shchendrygina, G.A. Shakaryants, V.Y.U. Kaplunova, A.O. Yusupova, I.S. Chekneva, V.Y.U. Zektser, E.V. Privalova, Y.U.N. Belenkov (Moscow, RU)
- SERCA2a as non-invasive biomarker of heart transplant rejection** PI913
E. Rosello-Lleti, E. Tarazon, A. Ortega, C. Gil-Cayuela, E. Sanchez-Lacuesta, P. Marin, A. Hernandez, L. Martinez-Dolz, M. Portoles, M. Rivera (Valencia, ES)
- Soluble ST2 in bronchial aspirates of patients with severe respiratory insufficiency and its correlation with acute heart failure** PI914
M. Navarro Penalver, M.E. Garcia Garcia, J. Sanchez Mas, R. Jara Rubio, J.J. Santos Mateo, J. Sanchez Serna, A.M. Lax Perez, M.C. Asensio Lopez, D.A. Pascual Figal (Murcia, ES)
- Mass spectrometry for detection heart failure with preserved ejection fraction** PI915
L.K. Malinovskaya, A.A. Bykova, P.S.H. Chomahidze, A.L. Syrkin, P.H.Y.U. Kopylov, V.B. Betelin, Y.U.R. Shaltaeva, V.S. Pershenkov, N.N. Samotaev (Moscow, RU)
- Proteomic biomarker discovery and multiple reaction monitoring assay optimisation to identify diabetic patients with left ventricular diastolic dysfunction** PI916
J.O'reilly, C. Tonry, E.O.connell, A.Q. Butt, L. Murphy, S. Pennington, M. Ledwidge, K. Mcdonald, C. Watson, J.A. Baugh (Dublin, IE; Belfast, GB)
- Serum ST2 levels are associated with myocardial fibrosis in severe aortic stenosis** PI917
R. Sadaba, V. Arrieta, V. Alvarez, F. Olaz, M. Ciriza, A. Fernandez Celis, J. Ibarrola, J. De Diego, N. Lopez-Andres (Pamplona, ES)
- Role of galectin-3 in therapy monitoring of patients with HF** PI918
K. Gyamdjyan (Moscow, RU)
- Regardless of the fibrosis status 12-month kinetics of serum markers of fibrosis are not different in dilated cardiomyopathy patients** PI919
P. Rubis, S. Wisniowska-Smalek, E. Dziewiecka, K. Holcman, A. Karabinowska, L. Khachatryan, P. Faltyn, E. Wypasek, P. Podolec (Krakow, PL)
- The use of cardiac multimarker testing in patients with non-obstructive hypertrophic cardiomyopathy** PI920
R. Pudil, M. Vasatova, L. Horakova, H. Rehlukova, P. Rehulka, A. Fucikova, V. Palicka (Hradec Kralove, CZ)

Nursing

- The impact of educational- supportive self-care package on anxiety, depression and stress in myocardial infarction patients hospitalized in Iran, 2016** PI921
N. Aghakhani (Urmia, IR)
- Our network- An hospital acute heart failure unit, an outpatient clinic, a chronic heart failure consultation involving hospital and primary care** PI922
S. Quintao, J. Campos, C. Bastos, I. Araujo, F. Marques, C. Fonseca (Lisbon, PT)

POSTER SESSION 3

Nursing consultation pre-cardiac catheterization in a university hospital: a retrospective study P1923
V.F. De Freitas Marcolla, E. Ferreira, D.C. Albuquerque, C.B.O.C. Naves, A.L. Viana, I.P.B. Aragao, G.P. Lima, C.A.R. Cruz, T.J.F. Oliveira, M.B. Fernandez, S.M.L. Costa, M.N. Leal, S.R.F. Chaves (Rio de Janeiro, BR)

Population studies - Epidemiology

Do patients with midterm HF have profile like HF_rEF or HF_pEF or they have their individual profile. Data from Russian national register 2012 P1924

V.Y. Mareev, E.M. Seredenina, Y.V. Mareev, E.N. Borisov, Y.L. Begrambegova, M.E. Tchaikovsky (Moscow, RU; London, GB)

Does heart failure influence the clinical characteristics of admitted patients with atrial fibrillation? P1925

A. Kartas, I. Doundoulakis, D. Vasdeki, A. Samaras, E. Kotsi, E. Forozidou, P. Tsoukra, T. Panagiotidis, H. Karvounis, A. Tzikas, G. Giannakoulas (Thessaloniki, GR)

Incidence and healthcare pathways in patients hospitalized for new onset heart failure in a region of northern Italy P1926

D. Pavan, E. Clagnan, F. Valent, G. Lardieri, V. Moretti, L. Massa, C. Fresco, A. Di Chiara, P. Lesizza, L. Zanier, A. Di Lenarda (Trieste, IT)

Pharmacotherapy for heart failure in elderly patients with atrial septal defect: Results from CHALLENGE registry P1927

D. Ntiloudi, G. Giannakoulas, K. Vasiliadis, A. Frogoudaki, C. Ntellos, A. Tzifa, S. Brili, A. Manginas, D. Parcharidou, M. Papaphylactou, A. Vlahos, S. Apostolopoulou, H. Karvounis, K. Tsioufis, S. Rammos (Thessaloniki, Athens and Ioannina, GR)

EORP Registrar of Bosnia and Herzegovina, comparative differences with other regions included in EORP P1928

E. Fazlibegovic, D. Pravdic, O. Manov, D. Zelenika, M. Cesko (Mostar, BA)

Predictors of six-month mortality after discharge in patients hospitalized with decompensated chronic heart failure P1929

S. Galochkin, S. Padaryan, L. Babaeva, E. Shavaroova, S. Villevalde, Z. Kobalava (Moscow, RU)

Admissions to intensive cardiac care units in France in 2014: a cross-sectional, nationwide population-based study. P1930

G. Mercier, A. Riondel, C. Delmas, S. Manzo-Silberman, G. Leurent, M. Elbaz, E. Bonnefoy-Cudraz, P. Henry, F. Roubille (Montpellier, Toulouse, Paris, Rennes and Lyon, FR)

The proportion of heart failure patients with reduced, mid-range and preserved ejection fraction in a real-life heart failure population P1931

M. Szabo, M. Dekany, B. Muk, D. Vagany, T. Borsanyi, Z.S. Majoros, R.G. Kiss, N. Nyolczas (Budapest, HU)

Differences between men and women in a our population with heart failure P1932

I. Rilo Miranda, J.R. Beramendi Calero, S. Garcia Gutierrez, A.N.E. Anton Ladislao, L. Quintas Ovejero, C. Goena Vives, M. Morillas Bueno, F. De La Cuesta Arzamendi (San Sebastian, Bilbao and Mendaro, ES)

Determination of level of knowledge of cardiovascular disease risk factors among university students. P1933

S. Oguz, G. Camci, B. Bayrak, B. Erguvan, G. Unal (Istanbul, TR)

Prevalence of subclinical atherosclerosis in persons of working age P1934

N.A. Koriagina, L.M. Vasilets, A.A. Shadrin, O.B. Melekhova, D.V. Mikhnevich (Perm, RU)

Prevalence of prehypertension in young adults students technical high school and college. Related variables. P1935

I.L.P.B. Anjos, I.P. Borges, L.L.B. Bandeira, C.S. Souza, R.T.S. Peixoto, R.T.S. Peixoto, A.A.B. Aragao, V.F. Marcolla, S.A. Simoes, E.C.S. Peixoto (Vassouras, Niteroi and Rio de Janeiro, BR)

Psychosocial - Ethical concepts - Education

Professional or personal experience increases the awareness of heart failure in the European population P1936

V. Vintila, A. Vintila, A. Cotoban, S. Stork, M. Lainscak, D. Vinereanu (Bucharest, RO; Wurzburg, DE; Murska Sobota, SI)

- The impact of congestive heart failure on health-related quality of life among patients with cardiac-involved light chain amyloidosis** PI937
 K.L. Mccausland, M. Yokota, T.P. Quock, S.D. Guthrie, M.K. White, M. Bayliss (Lincoln, Rhode Island and South San Francisco, California, US)
- Caregiver health behaviors of patients with cardiorespiratory failure** PI938
 B. Robles-Urbe, V. Pelaez-Hernandez, A. Orea-Tejeda, D. Gonzalez-Islas, R. Sanchez-Santillan, G.K. Perez-Cortes, S. Torres-Montiel, A. Figueroa-Herrera, L. Verdeja-Vendrell, E. Perez-Cabanias, A. Navarrate-Penalzo, A. Jimenez-Cepeda (Mexico City, MX)
- Endothelial dysfunction, skin temperature, and vulnerability to psychological stress in patients with heart and respiratory failure. Preliminary data** PI939
 E. Perez Cabanas, V. Pelaez-Hernandez, A. Figueroa-Herrera, A. Orea-Tejeda, B. Dominguez-Trejo, S. Torres-Montiel, B. Robles-Urbe, D. Gonzalez-Islas, G.K. Perez- Cortes, A.G. Navarrete-Penalosa, L. Verdeja-Vendrell, A. Jimenez- Cepeda, R.N. Sanchez-Santillan (Ciudad de Mexico and Mexico City, MX)
- Differences in blood pressure levels during psychological stress among patients with cardiopulmonary disease with internal or external expression of anger** PI940
 F. Figueroa-Herrera, E. Perez-Cabanias, V. Pelaez-Hernandez, B. Robles-Urbe, S. Torres-Montiel, A. Orea-Tejeda, B. Dominguez-Trejo, D. Gonzalez-Islas, L. Verdeja-Vendrell, R.N. Sanchez-Santillan, A. Jimenez-Cepeda, A.G. Navarrete-Penalzo, K.G. Perez-Cortes (Mexico City, MX)

Exercise testing and training

- Reduced cardiac reserve contributes to exercise tolerance in adult patients with sickle cell anemia** PI941
 A. Ceccaldi, S. Hatem, K. Stankovic-Stojanovic, P. Guedeney, F. Nicolas-Jilwan, J.P. Haymann, G. Montalescot, F. Lionnet, R. Isnard, N. Hammoudi (Paris, FR)
- Haemodynamic effects of a novel, personalised, home-based physical activity intervention for chronic heart failure** PI942
 N.C. Okwose, S. Cassidy, K. Bailey, J. Skinner, G.A. Macgowan, D. Jakovljevic (Newcastle upon Tyne, GB)
- Cardiac rehabilitation programs in left ventricular systolic dysfunction patients: differences between risk profile and functional capacity according to ejection fraction.** PI943
 O. Gonzalez Fernandez, F.J. Irazusta Cordoba, V. Rial Baston, P. Meras Colunga, R. Dalmou Gonzalez-Gallarza, C. Alvarez Ortega, R. Mori Junco, S. Rosillo Rodriguez, A. Castro Conde, J.L. Lopez-Sendon (Madrid, ES)
- Long-term effects of cardiac rehabilitation in obese patients** PI944
 M. Braga, A. Rocha, H. Nascimento, R. Pinto, G. Pestana, M. Tavares-Silva, A. Nunes, P. Araujo, V. Araujo, F. Parada-Pereira, M.J. Maciel (Porto, PT)
- Cardiac rehabilitation in patients with heart failure reduced ejection fraction compared to patients with coronary artery disease preserved ejection fraction: a long term follow up** PI945
 J. Cornelis, C. Vrints, E. Roelant, T. Van Soom, N. Possemiers, K. Wuyts, E. Van Craenenbroeck, P. Beckers (Antwerp, BE)
- Dynamics of chronic heart failure in patients with rapidly progressive left ventricular remodelling after STEMI** PI946
 V. Oleinikov, L. Salyamova, A. Khromova, N. Borisova (Penza, RU)
- Usefulness of exercised-based cardiac rehabilitation in heart failure patients with preserved ejection fraction** PI947
 I. Burazor, P. Seferovic, S. Dodic, Y. Adler, R. Sakurai, Z. Cosic, M. Moraca, A. Kovacevic, S. Stevovic, M. Andjic, A. Ristic (Belgrade and Sremska Kamenica, RS; Tel Aviv, IL; Tokyo, JP)
- Prognostic factors for STEMI patients after cardiac rehabilitation in single academic cardiologic center.** PI948
 S. Borodzicz, P. Balsam, M. Peller, R. Glowczynska, L. Koltowski, P. Lodzinski, K.J. Filipiak, M. Grabowski, G. Opolski (Warsaw, PL)
- Improvement of functional capacity and other risk factors in the patient with ischemic cardiopathy through the cardiac rehabilitation program** PI949
 N.G. Uribe Heredia, J. Balaguer Recena, H. Alvaro Fernandez, L. Gil Fraguas, L.G. Piccone Saponara, R. Arroyo Espiguero, S. Moreno Reviriego, E. Novo Garcia, M. Viana Llamas, C. Moreno Vinues, J.L. Garcia Gonzalez, M.E. Jimenez Martinez, S.M. Garcia Ortego, B. Tarancon Zubimendi, M.A. San Martin Gomez (Guadalajara and Ciudad Real, ES)

- Different prognostic predictors in cardiopulmonary exercise testing according to the aetiology of systolic heart failure** P1950
 C.M.F. Strong, H. Dores, M. Mendes, N. Vale, M. Castro, J. Carmo, J. Mesquita, S. Guerreiro (Lisbon, PT)
- Inverse relationship between hemoglobin oxygen saturation measured by pulse oximetry at rest and exercise capacity in the patients with heart failure** P1951
 N. Aizawa, K. Nagahama, Y. Toma, H. Ikemiyagi, T. Shinzato, M. Iwabuchi, Y. Ohya (Nishihara and Okinawa, JP)
- Functional testing: comparing the results of 6-minute walk test with handgrip and postural tests** P1952
 B. Leskovar, T. Furlan, S. Poznic, B. Kljucsek, A. Adamlje (Trbovlje, SI)
- Impact of short-term physical training on functional capacity, natriuretic peptides and endothelin in heart failure patients with diabetes mellitus** P1953
 D. Marinkovic, M. Deljanin-Ilic, B. Ilic, V. Stoickov, S. Stojanovic (Nis, RS)
- Analysis of physical rehabilitation efficiency in patients with chronic heart failure** P1954
 V.L. Galenko, T.A. Lelyavina, M.Y. Sitnikova (Saint-Petersburg,, RU)
- Randomised pilot study into the effects of low frequency electrical muscle stimulation in advanced heart failure patients** P1955
 S.A. Ennis, G. Mcgregor, T. Hamborg, H. Jones, R. Shave, S. Singh, P. Banerjee (Coventry, Warwick, Liverpool, Cardiff and Leicester, GB)

Pulmonary hypertension

- Residual pulmonary hypertension after endarterectomy: what remains to be clarified?** P1956
 S. Alegria, M.J. Loureiro, A.R. Almeida, F. Ferreira, O. Simoes, D. Repolho, L. Lopes, H. Pereira (Almada, PT)
- Circulating biomarkers for the detection of the pre-capillary component in patients with pulmonary hypertension due to left heart diseases** P1957
 J.L. Melero Ferrer, S. Dolz Gimenez, A. Cervero Rubio, I.J. Sanchez Lazaro, R. Lopez Vilella, V. Martinez Sales, L. Martinez Dolz, L. Almenar Bonet (Valencia, ES)
- The valuable cardiac magnetic resonance imaging parameter for the noninvasive assessment of pulmonary hypertension severity** P1958
 A.V. Kazimli, A.V. Ryzkov, A.V. Berezina, A.V. Naymushin, O.M. Moiseeva (Baku, AZ; Saint Petersburg, RU)
- Early ultrasound diagnostic venous pulmonary hypertension** P1959
 V. Kirillova (Ekaterinburg, RU)
- Prevalence of pulmonary hypertension and associated comorbidities in mexican patients hospitalized in a tertiary-referral hospital** P1960
 G.K. Perez Cortes, L. Verdeja-Vendrell, A. Orea-Tejeda, D.G. Gonzalez-Islas, A.G. Jimenez-Cepeda, A.G. Navarrete-Penalosa, R.N. Sanchez-Santillan, V. Pelaez-Hernandez, B. Robles-Uribe, F.A. Figueroa-Herrera, S.C. Torres-Montiel (Oaxaca de Juarez and Mexico City, MX)
- Pulmonary hypertension - A strong predictor of mortality among patients admitted with acute coronary syndrome** P1961
 G. Abreu, P. Azevedo, C. Rodrigues, I. Campos, C. Braga, C. Arantes, J. Martins, A. Gaspar, J. Marques (Braga, PT)
- Pulmonary endarterectomy across borders: results of a program for chronic thromboembolic pulmonary hypertension** P1962
 S. Alegria, M.J. Loureiro, A.R. Almeida, F. Ferreira, O. Simoes, D. Repolho, L. Lopes, H. Pereira (Almada, PT)
- Echocardiographic pulmonary artery pressure estimation and risk of recurrent hospitalizations in acute heart failure** P1963
 E. Santas Olmeda, R. De La Espriella, E. Valero, A. Mollar, J. Gonzalez, I. Cardells, A. Paya, R. Heredia, G. Minana, A. Bayes-Genis, J. Lupon, J. Sanchis, F.J. Chorro, J. Nunez (Valencia and Badalona (Barcelona), ES)
- Prevalence of prognostic factors in pulmonary hypertension** P1964
 A. Lescano, H. Santa Maria, A. Lavalle Cobos, D. Crippa, N. Gonzalez, A. Ferro, G. Damianich, G. Romero, I. Constantin, I. Fernandez, E. Besmalinovich, V. Daru, M. Gonzalez, H. Grancelli (Buenos Aires, AR)

- Pulmonary hypertension due to left heart disease and etiology of heart failure** PI965
 M.I. Kaluzna-Oleksy, J. Migaj, M. Dudek, E. Straburzynska-Migaj (Poznan, PL)
- Experience with macitentan in patients with pulmonary hypertension in a reference hospital** PI966
 R. Lopez Vilella, I. Sanchez Lazaro, M.J. Fernandez Megia, C. Borrás Almenar, E. Marques-Sule, R. Lopez Reyes, J. Roman Ivorra, J. Rueda Soriano, S. Martínez Penades, L. Martínez Dolz, L. Almenar Bonet (Valencia, ES)

Right ventricular function

- Exercise echocardiography to evaluate right ventricular afterload in post pulmonary endarterectomy patients** PI967
 A.R. Almeida, L. Lopes, M.J. Loureiro, D. Repolho, A.R. Pereira, S. Alegria, F. Ferreira, P. Fazendas, H. Pereira (Almada, PT)
- TAPSE as a simple echocardiographic parameter predicting exercise capacity in patients with advanced heart failure** PI969
 A. Drohomirecka, M. Lipczynska, T. Rywik, K. Kozuch, K. Zukowska, K. Kodziszewska, K. Komuda, T. Zielinski (Warsaw, PL)
- Exercise echocardiography to evaluate right ventricular function in post-pulmonary endarterectomy patients** PI970
 A.R. Almeida, L. Lopes, M.J. Loreiro, D. Repolho, A.R. Pereira, S. Alegria, F. Ferreira, P. Fazendas, H. Pereira (Almada, PT)

Left ventricular function

- Higher arterial stiffness predicts non-recovery of left ventricular longitudinal function in patients after myocardial infarction treated with percutaneous coronary intervention** PI971
 E. Zharikova, S. Villevalde, Z.H. Kobalava (Moscow, RU)
- Left ventricular function in patients with coronary slow flow** PI972
 A. El Sharkawi, M. M Moustafa, M. I Mokarrab, N. F Ismail, A. S Abuarida (Cairo, EG)
- Systolic left ventricular dysfunction in isolated mitral stenosis** PI973
 N. Tabebi, R. Hammami, B. Rezik, L. Abid, S. Kammoun (Sfax, TN)
- The impact of chronic cytomegalovirus infection on left ventricular hypertrophy** PI974
 R. Siliste, C. Cristescu, C. Dita, A.M. Vintila, C. Grancea, S. Ruta (Bucharest, RO)
- Can the severity of acute dyspnea predict the type of heart failure?** PI975
 R. Zeimaite, J. Celutkiene, A. Vinikovas, I. Jonauskienė, A. Mebazaa, A. Kavoliuniene, D. Kablucko, K. Stasaitis (Vilnius and Kaunas, LT; Paris, FR)

HFpEF - Heart failure with preserved ejection fraction

- Effect of drug treatment on quality of life in heart failure with preserved ejection fraction: a systematic review and meta-analysis of randomised controlled trials** PI976
 S. Zheng, F.T.S. Chan, S. Ayis (London, GB)
- Prognostic impact of blood pressure values in patients with heart failure with preserved ejection fraction** PI977
 H. Antunes, M.L. Goncalves, L. Abreu, B. Marmelo, J. Gil, I. Pires, D. Moreira, I. Almeida, M. Correia, C. Cabral (Viseu, PT)
- Exercise training in diastolic heart failure (Ex-DHF): rationale and design of a multicentre, prospective, randomized, controlled, parallel group trial** PI978
 F. Edelmann, A. Bobenko, G. Gelbrich, G. Hasenfuss, C. Herrmann-Lingen, A. Duvinage, S. Schwarz, T. Trippel, R. Lindhorst, D. Morris, E. Pieske-Kraigher, H.D. Duengen, R. Wachter, M. Halle, B. Pieske (Berlin, Wurzburg, Göttingen and Munich, DE)
- Left atrial volume index predicts major adverse cardiovascular events in patients with ischemic chronic heart failure with preserved ejection fraction and renal dysfunction** PI979
 D. Lashkul, V.D. Syvolap (Zaporizhzhya, UA)

- The comorbidity in patients with heart failure and preserved ejection fraction depending on age** P1980
Y. Kushnir, A. Anduyschenko, A. Homeniuk (Dnipropetrovsk, UA)
- Machine-learning based exploration of variability of longitudinal myocardial velocities in heart failure with preserved ejection fraction** P1981
S. Sanchez-Martinez, N. Duchateau, T. Erdei, G. Kunszt, A. Degiovanni, E. Carluccio, A.G. Fraser, G. Piella, B. Bijnens (Barcelona, ES; Sophia-Antipolis, FR; Cardiff, GB; Oslo, NO; Novara and Perugia, IT)
- Left atrial pacing for the treatment of heart failure with preserved ejection fraction associated with interatrial dyssynchrony. Results from a randomized cross-over study** P1982
J.-C. Eicher, B. Mouhat, G. Bertaux, M. Montoy, S. Hassam, G. Laurent (Dijon, FR)
- Latent class echocardiographic phenotypes predict adverse outcomes in heart failure with preserved ejection fraction: A secondary analysis of TOPCAT** P1983
D.P. Kao, K.M. Flint, M. Merrill (Denver, US)
- Essentials for understanding clinical trials outcomes after interventions in heart failure patients with preserved ejection fraction. insights from the aldo-DHF cohort.** P1984
R. Lindhorst, A.B. Bobenko, T.D.T. Trippel, K.N. Nolte, G.H. Hasenfuss, H.D.D. Duengen, G.G. Gelbrich, R.W. Wachter, B.P. Pieske, F.E. Edelmann (Berlin, Göttingen and Würzburg, DE)
- Heart failure with preserved ejection fraction as risk factor of mortality after cardiothoracic surgery** P1985
F. Nicot, P. Baudinaud, A. Brusset, P. Estagnasie, P. Squara, L.S. Nguyen (Neuilly sur Seine, FR)
- Prognostic stratification in heart failure with preserved ejection fraction: an attainable score in daily clinical practise** P1986
P. Martinez Santos, I. Vilacosta, E. Batlle Lopez, A. De La Rosa Riestra, B. Sanchez Sauce, B. Herreros Ruiz Valdepenas, E. Espana Barrio, J. Jimenez Valtierra, M.D. Martin Rios (Madrid, ES)
- Possibility of the CAVI as the risk factor of development of heart failure with preserved left ventricular ejection fraction** P1987
K. Takagi, N. Sato, S. Ishihara, W. Shimizu (Kanagawa and Tokyo, JP)
- Association of levels of BNP plasmatic with prediction of mortality in study cohort in south Brazil** P1988
E. Pitthan, H.V. Hirakata, B.J. Barbisan (Porto Alegre, BR)
- Results of 3-week rehabilitation in patients with heart failure with reduced and preserved ejection fraction** P1989
Y. Dovgalyuk, I.E. Mishina, S.L. Archipova, M.V. Kudryashova, A.A. Guduhiin, L.Y. Kornilov, L.L. Yarchenkova, V.V. Belova, N.N. Panueva (Ivanovo, RU)
- Clinical pattern of HF-pEF and role of comorbidity in development of HF-pEF** P1990
Y. Dubolazova (Moscow, RU)
- Heart failure in patients with hypothyroidism** P1991
N. Latsabidze (Tbilisi, GE)
- Heart failure with preserved ejection fraction in black african people. what is the profile?** P1992
K.A. Adoubi, E. Soya, C. Konin, A. Adoh (Abidjan, CI)

Cellular biology

- The effect of pharmacological KATP channels activation on contractile function and gene expression of isolated neonatal rat cardiomyocytes under doxorubicin induced oxidative stress** P1993
T. Drevytska, K. Tarasova, O. Linnyk, V. Dosenko (Kiev, UA)
- Role of platelet surface receptor expression and blood group in predicting risk of bleeding with aspirin** P1994
R. Khalil, E. Dunne, D. Kenny (Dublin, IE)

Gene and cell therapy

- Assessment of grafts patency and diastolic dysfunction in patients after coronary artery bypass grafting and cell-based therapy.** P1995
A. Nemkov, V. Komok, S. Belyi, V. Lukashenko, Y.I. Zhang, A. Kobak, E. Babenko, B. Afanasiev (St-Petersburg, RU)

POSTER SESSION 3

Ischemia - Reperfusion - Preconditioning - Postconditioning

- High-intensity lipid-lowering therapy prevents pathological left ventricle remodeling after STEMI** P1996
A.N. Parkhomenko, O.I. Irkin, I.A. Lutay, A.A. Stepura, S.P. Kushnir, D.A. Bilyy (Kiev, UA)
- Can we predict heart failure after anterior ST-elevated myocardial infarction?** P1997
S. Tadic, A. Stojisic-Milosavljevic, A. Ilic, M. Stefanovic, S. Stojisic, M. Sladojevic, R. Jung, J. Dejanovic (Sremska Kamenica, RS)
- Myocardial infarction in the elderly (about 120 cases)** P1998
A. Jalled, N. Ben Halima (La Marsa and Kairouan, TN)
- Prognostic impact of anemia on long-term mortality in patients with reduced ejection fraction following acute myocardial infarction** P1999
L. Savic, I. Mrdovic, M. Asanin, G. Krljanac, R. Lasica, B. Kastel (Belgrade, RS)
- The evaluation of treatment retention to dual therapy with antiplatelet drugs in real clinical practice** P2000
S.V. Malchicova, N.S. Maksimchuk-Kolobova (Kirov, RU)

Vascular biology, other

- The senescent CD8+ T cell population is expanded in chronic kidney disease patients and correlated with arterial stiffness** P2001
J.Y. Kim, J.C. Youn, S.W. Choi, S.W. Han, K.H. Ryu, S. Park, E.C. Shin (Seoul, Hwaseong and Daejeon, KR)
- Relationship between body composition and endothelial dysfunction in heart failure patients and chronic obstructive pulmonary disease** P2002
A.G. Jimenez Cepeda, D. Gonzalez-Islas, A. Orea-Tejeda, G. Perez- Cortes, A. Navarrete-Penalosa, L. Verdeja- Vendrell, R. Sanchez-Santillan, V. Pelaez-Hernandez, A. Figueroa-Herrera, B. Robles Uribe, S.C. Torres-Montiel (Saltillo and Mexico, MX)

Basic science - Poster Discussant - 10:00 - 11:00

P2003

- B.D. Westenbrink (Groningen, NL); J.C. Burnett Jr (Rochester, US); E. Brakenhielm (Rouen, FR); P. Charron (Paris, FR); C. Mueller (Basel, CH)

Basic science - Translational biomarkers and cardio-renal syndrome

- Ranolazine partially blunts ado trastuzumab emtansine related cardiotoxicity** P2004
N. Maurea, C. Coppola, G. Piscopo, G. Riccio, D. Rea, R. De Vecchis, C. Maurea, G. Sorrentino, C. De Lorenzo, M. De Laurentiis (Naples, IT)
- Customized laboratory TLR4 and TLR2 detection method from peripheral human blood for early detection of doxorubicin induced cardiotoxicity** P2005
M. Trofenciu, A. Pop-Moldovan, D. Darabantiu, M. Tomescu, R. Christodorescu, H. Branea, T. Pirvanescu, M. Puschita (Arad and Timisoara, RO)
- Cardiotoxic effects of the novel anti-ErbB2 agent Ado trastuzumab emtansine** P2006
N. Maurea, C. Coppola, G. Piscopo, G. Riccio, R. De Vecchis, C. Maurea, G. Sorrentino, C. De Lorenzo, M. De Laurentiis (Naples, IT)
- Cardioprotective effect of non-peptidic pkr1 agonist against anthracycline-cardiotoxicity.** P2007
A. Gasser, M. Charavin, B. Escoubet, N. Messaddeq, L. Desaubry, C.G. Nebigil (Strasbourg and Paris, FR)
- Growth differentiation factor 15 as a predictor of acute kidney injury formation** P2008
I.R. Vishnevskaya, H.F. Barahmeh (Kharkiv, UA)
- Neladenoson, a partial adenosine A1-receptor agonist, improves mitochondrial function in skeletal muscle of dogs with chronic heart failure** P2009
H.N. Sabbah, R.C. Gupta, V. Singh-Gupta, K. Zhang, J. Xu, B. Albrecht-Kuepper (Detroit, US; Wuppertal, DE)

POSTER SESSION 3

Basic science - Gene and cell therapy - Cytokines and inflammation - Molecular biology - Genetics

- Regulation of the balance between cardiac and skeletal muscle triadin by a heart-enriched antisense long non-coding RNA** P2010
L. Zhang, A. Salgado-Somoza, M. Vausort, P. Leszek, Y. Devaux (Strassen, LU; Warsaw, PL)
- Iron availability and the expression of genes of oxidative and non-oxidative metabolic pathways in primary human cardiac myocytes cultured upon mechanical stretch** P2011
M.M. Dziegala, M. Kasztura, K.A. Kobak, J. Bania, L. Kiczak, K. Josiak, W. Banasiak, P. Ponikowski, E.A. Jankowska (Wroclaw, PL)
- PPARalpha in cardiac energy metabolism regulation in chronic heart failure due to ischemic heart disease** P2012
A.D. Voronova, M.P. Valikhov, T.G. Kulikova, O.V. Stepanova, V.P. Masenko, R.S. Akchurin (Moscow, RU)
- A single systemic injection of AAV9-hIGFBP2 prevents left ventricular hypertrophy and dysfunction in metabolic syndrome** P2013
M.F. Evaristi, M. Barutaut, W.F. Peacock, P. Fournier, C. Caubere, G. Murat, C. Dambrin, P. Trochet, P. Davault, F. Koukoui, M. Galinier, F. Smih, P. Rouet (Toulouse, FR; Houston, US; Amsterdam, NL)
- Association between the gut microbiota composition, low-grade inflammation and blood pressure in patients without heart failure from moscow and moscow region** P2014
D.A. Kashtanova, O.N. Tkacheva, Y.U.V. Kotovskaya, A.S. Popenko, A.V. Tyaht, D.G. Alekseev, S.A. Boytsov (Moscow, RU)
- The absence of leukocyte-associated immunoglobulin-like receptor 1 (LAIR-1) does not influence cardiac repair after acute myocardial infarction in mice** P2015
G.H.J.M. Ellenbroek, J.J. De Haan, I.E. Hoefler, L. Timmers, M.A.D. Brans, S.M. Van De Weg, P.A.F.M. Doevendans, G. Pasterkamp, L. Meyaard, S.C.A. De Jager (Utrecht, NL)
- Association of M235T polymorphism of angiotensinogen gene and lipid parameters in heart failure patients with type 2 diabetes mellitus.** P2016
O.O. Medentseva, M.M. Udovychenko, I.S. Rudyk (Kharkiv, UA)
- Usefulness of CHA2DS2-VASc score in predicting stroke and death in patients with heart failure: the korean acute heart failure registry** P2017
H.-Y. Park, M.K. Son, M.-C. Cho, B.-H. Oh (Cheongju and Seoul, KR)
- Clinical application of human iPSC cells for the treatment of patients with severe congestive heart failure** P2018
K. Fukuda, J. Fujita, S. Tohyama, T. Seki, S. Yuasa (Tokyo, JP)

Basic science - Molecular basis

- The cell death-associated protein kinase, RIPK1, is phosphorylated in cardiomyocytes in response to pro-inflammatory cytokines or oxidative stress.** P2019
K.A. Rostron, S.J. Leonard, S.J. Fuller, P.H. Sugden, A. Clerk (Reading, GB)
- Regulation of cardiac pacemaker activity by PDE4 isoforms** P2020
D. Mika, A.M. Gomez, G. Vandecasteele, R. Fischmeister (Châtenay-Malabry, FR)
- The natural autophagy-inducer spermidine protects the aging heart and promotes longevity in mice** P2021
M. Abdellatif, T. Eisenberg, A. Schmidt, W.A. Linke, C. Muehlfeld, J. Sadoshima, S. Kiechl, G. Kroemer, F. Madeo, S. Sedej (Graz and Innsbruck, AT; Bochum and Hannover, DE; Newark, US; Paris, FR)
- Endogenous proteasome regulation in the myocardium supports increased systolic function upon chronic, but not acute beta-adrenoreceptor signaling** P2024
F.A. Trogisch, F. Koser, A. Jungmann, O.J. Mueller, M. Hecker, O. Drews (Heidelberg, DE)
- Evaluation of the cardiovascular profile of a novel nitroxyl donor BMS-986231 in chronically instrumented dogs with normal cardiac function and pacing-induced cardiomyopathy** P2025
C.L. Del Rio, J.C. Hartman, J. Reardon (Columbus, Ohio, Loveland, Colorado and Charlottesville, Virginia, US)
- Insulin signaling preserves contractile function by maintaining sarcomeric protein expression in the adult heart** P2026
C. Riehle, E.T. Weatherford, E.D. Abel (Hannover, DE; Iowa City, US)

- ASBI differential methylation closely relates to left ventricular function and stroke volume in ischaemic cardiomyopathy patients** P2027
 E. Rosello-Lleti, A. Ortega, E. Tarazon, C. Gil-Cayuela, F. Lago, J.R. Gonzalez-Juanatey, L. Martinez-Dolz, M. Portoles, M. Rivera (Valencia and Santiago de Compostela, ES)
- Upregulation of cathepsin A induces left ventricular remodeling** P2028
 L. Lang, M. Hohl, M. Mayr, A.G. Nickel, A. Mueller, C. Maack, M. Boehm, T. Sadowski, D. Linz (Homburg and Frankfurt am Main, DE; London, GB)
- Relationship among LRPI expression, Pyk2 phosphorylation and MMP-9 activation in post-myocardial infarction left ventricular remodeling** P2029
 E. Revuelta, C.S.B. Soler-Botija, L. Nasarre, A. Benitez-Amaro, D. De Gonzalo-Calvo, A. Bayes-Genis, V. Llorente-Cortes (Badalona (Barcelona) and Barcelona, ES)
- Zeb2 protects the heart from ischemic damage.** P2030
 M.M. Gladka, A. Kohela, D. Versteeg, B. Molenaar, H. De Ruiters, V. Groenewold, G. Lacraz, D. Huylebroeck, M. Giacca, E. Van Rooij (Utrecht and Rotterdam, NL; Trieste, IT)

Basic science - Animal experimentation

- Selective HDL-raising gene transfer counteracts cardiac hypertrophy, reduces fibrosis, and improves cardiac function in mice with chronic pressure overload** P2031
 R. Amin, I. Muthuramu, F. Jacobs, B. De Geest (Leuven, BE)
- Post-transcriptional regulators of superoxide dismutase 2 as new biomarkers of left ventricular remodeling post-myocardial infarction.** P2032
 E. Dubois-Deruy, O. Beseme, J. Fielder, A. Pfanne, P. Mulder, P. Amouyel, V. Richard, C. Bauters, T. Thum, F. Pinet (Lille and Rouen, FR; Hannover, DE)
- Molecular and functional characterization of MICRA, a circular RNA predicting the development of heart failure after acute myocardial infarction** P2033
 Y. Devaux, M. Vausort, A. Salgado-Somoza, L. Zhang, P. Leszek, D.R. Wagner (Strassen and Luxembourg, LU; Warsaw, PL)
- Saliva: linking oral health with heart failure** P2034
 X. Zhang, B. Schulz, T. Walsh, J. Atherton, K. Kostner, C. Punyadeera (Brisbane, AU)
- Erythrocyte nitrosyl-hemoglobin reflects endothelial function and vascular nitric oxide bioavailability in vivo** P2035
 F. Dei Zotti, I. Lobysheva, C. Beauloye, J.L. Balligand (Brussels, BE)
- Evidence-based nursing interventions which improve heart failure patients under mechanical circulatory support outcomes: an integrative review** P2036
 T. Pessoa, T. Leal (Lisbon, PT)
- The protective effect of aerobic exercise preconditioning in female rats with hypoxic pulmonary hypertension depends on the female sex hormone** P2037
 N. Medvedeva, N. Pankova (Moscow, RU)
- Activation of a new estrogen receptor (GPER) ameliorates cardiopulmonary dysfunction in female rats with pulmonary hypertension.** P2038
 G. Gisele Zapata-Sudo, A.K.N.A. Allan Kardec Nogueira De Alencar, A.M.S. Anansa Maira Da Silva, G.C.M. Guilherme Carneiro Montes, T.L.M. Tadeu Lima Montagnoli, S.M. Sabrina Martinez, L.V. Luiza Villarinho, V.N.C. Valeria Nascimento Cunha, A.F. Aline Fraga, H.W. Hao Wang, L.G. Leanne Groban, C.A.M.F. Carlos Alberto Manssour Fraga, R.T.S. Roberto Takashi Sudo (Rio de Janeiro, BR; Winston-Salem, US)
- Improved metabolic syndrome-related right and left ventricular dysfunction by the dual ETA-ETB receptor antagonist macitentan.** P2039
 M. Lachaux, N. Harouki, N. Peschanski, L. Nicol, A. Dumesnil, J.-P. Henry, S. Renet, I. Remy-Jouet, M. Iglarz, V. Richard, P. Mulder (Rouen, FR; Basel, CH)

POSTER SESSION 3

Benefit of combined therapy with Sildenafil and LASSBio-1359 in preventing monocrotaline-induced rat pulmonary hypertension.

P2040

R.T. Sudo, F.I.C. Fabio Indias Carvalho, A.K.N.A. Allan Kardec Nogueira De Alencar, A.M.S. Ananssa Maira Da Silva, S.M. Sabrina Martinez, C.A.M.F. Carlos Alberto Manssour Fraga, E.J.B. Eleizer Jesus Barreiro, G.Z.S. Gisele Zapata-Sudo (Rio de Janeiro, BR)

Ivabradine improves left ventricular twist and untwist in the hypertrophied heart and preserves contraction-relaxation coupling.

P2041

M. Jozwiak, J. Melka, M. Rienzo, A. Bize, L. Sambin, L. Hittinger, A. Berdeaux, J.B. Su, B. Bouhemad, B. Ghaleh (Creteil and Dijon, FR)

TUESDAY

SCIENTIFIC SESSIONS



Also Today



VIRTUAL CASE AREA

Experience a virtual and interactive case on a digital simulator during the Coffee Breaks in the Virtual Case Area!

10:00 – 11:00: Heart transplantation in a HIV-positive patient

G. Baudry (Charenton, FR)

A 65-year-old man with HIV infection, a three-vessel coronary, impaired left ventricular ejection fraction and severe functional mitral regurgitation was admitted to hospital. Despite an optimisation of pharmacotherapy, cardioverter-defibrillator and mitralclip implantation, the patient remained severely symptomatic.

MORNING SESSIONS

08:30 - 10:00

Guidelines in Daily Practice

MONET

Guidelines in Daily Practice V: arrhythmias and devices



Chairpersons: D. Milicic (Zagreb, HR); M.F. Piepoli (Piacenza, IT)

Guidelines into Practice

08:30	Case presentation: atrial fibrillation in HFpEF. D. Logeart (Paris, FR)	2042
08:40	What do the Guidelines say about arrhythmias? J.G.F. Cleland (London, GB)	2043
08:50	Gaps in evidence. H.E.V. Tolppanen (Helsinki, FI)	2044
09:00	Q & A with the audience.	2045
09:10	Conclusion and take-home messages M.F. Piepoli (Piacenza, IT)	2046
09:15	Case presentation: a patient with advanced heart failure M.G. Crespo-Leiro (La Coruna, ES)	2047
09:25	What do the Guidelines say about devices? L.H. Lund (Stockholm, SE)	2048
09:35	Gaps in evidence. E.A. Jankowska (Wroclaw, PL)	2049
09:45	Q&A.	2050
09:55	Conclusion and take-home messages D. Milicic (Zagreb, HR)	2051

08:30 - 10:00

Symposium

ZOLA

The right ventricle: the bright side of the moon

Chairpersons: D.J. van Veldhuisen (Groningen, NL); D.L. Brutsaert (Kontich, BE)

08:30	Imaging. A.D. Ristic (Belgrade, RS)	2052
08:52	Impact on organ failure. J.T. Parisis (Athens, GR)	2053
09:15	Medical therapy. T.A. McDonagh (London, GB)	2054
09:37	Acute right ventricular failure. S.V. Konstantinides (Mainz, DE)	2055

MORNING SESSIONS

08:30 - 10:00 Symposium RENOIR

Takotsubo: an acute heart failure syndrome

Chairpersons: F.J. Pinto (Lisbon, PT); H. Shimokawa (Sendai, JP)

08:30	Scope of the problem. E. Omerovic (Gothenburg, SE)	2056
08:52	Diagnosis. J.R. Ghadri (Zurich, CH)	2057
09:15	Treatment. R. Citro (Salerno, IT)	2058
09:37	HFA recommendations. A.R. Lyon (London, GB)	2059

08:30 - 10:00 Symposium MATISSE

Heart and brain interactions in heart failure: mechanisms and therapies

Chairpersons: J. Celutkienė (Vilnius, LT); J. Masip (Barcelona, ES)

08:30	Heart failure and cognitive function - Is the mind blown away? U. Laufs (Homburg, DE)	2060
08:52	Heart failure medications and cerebral side effects and interactions. M.B. Yilmaz (Sivas, TR)	2061
09:15	Heart failure patient with stroke – What is important, what is different? W. Doeberner (Berlin, DE)	2062
09:37	Reflex control and stimulation in heart failure: do we just need better batteries? A.J.S. Coats (Coventry, GB)	2063

08:30 - 10:00 Rapid Fire Abstract AGORA 2

Rapid Fire 7 - Acute heart failure

Chairpersons: J.-N. Trochu (Nantes, FR); W. Mullens (Genk, BE)

Rapid fire abstract sessions are dynamic and interactive presentations of related topic abstracts. Presentation slides and ePosters will be available for further consultation on the Scientific Programme & Planner

08:30	The degree of pulmonary congestion measured by non-invasive lung impedance is the key determinant of heart failure hospitalizations: Lessons from the extended IMPEDANCE-HF trial. M. Kleiner Shochat, A. Shotan, M. Kazatsker, A. Asif, I. Kleiner, J.M. Weinstein, I. Dahan, D. Blondheim, S. Meisel (Hadera and Beer Sheva, IL)	2064
08:36	Impact of nitrate use on morbidity and mortality in acute heart failure L. Reis, A. Fernandes, C. Lourenco, R. Teixeira, P. Dinis, M. Madeira, J. Ribeiro, L. Puga, I. Almeida, J. Nascimento, L. Goncalves (Coimbra, PT)	2065
08:42	Utilization of proton pump inhibitors in patients with atrial fibrillation is associated with hospitalization for de novo acute heart failure J.B. Augusto, M. Borges Dos Santos, D. Roque, D. Faria, H. Ferreira, J. Urzal, C. Santos, C. Morais (Amadora and Leiria, PT)	2066

MORNING SESSIONS

08:30 - 10:00

Rapid Fire Abstract

AGORA 2

Rapid Fire 7 - Acute heart failure (continued)

- 08:48 **Missed opportunity to minimise risk of admission with acute decompensated heart failure (ADHF) during pre-hospital phase of care** 2067
 J. Mc Cambridge, C. Keane, M. Walshe, P. Campbell, F. Rathore, P.R. Kalra, M.R. Cowie, J. Riley, R. O' Hanlon, M. Ledwidge, J. Gallagher, K. Mc Donald (Dublin, IE; Portsmouth and London, GB)
- 08:54 **The weekend effect - a distraction to actual associations with in hospital mortality - a large single centre experience** 2068
 C. Broughton, S. Davies, C.S. Kwok, S. Anderson, J. Brough, N. Cotton, F. Umar, A. Appaji, I. Crossley, S. Duckett, D. Barker, A. Patwala, U. Kadam, M. Mamas, D.K. Satchithananda (Stoke-on-trent, GB)
- 09:00 **Biventricular unloading: an efficacious concept to rescue patients in refractory cardiogenic shock** 2069
 J.T. Tongers, J.-T. Sieweke, L.C. Napp, F. Zauner, D. Berliner, C. Kuehn, A. Haverich, J. Bauersachs, A. Schaefer (Hannover, DE)
- 09:06 **Should we start ECLS and maintain the support after 24h for refractory cardiogenic emergencies?** 2070
 N. Hernandez, J.M. Conil, B. Georges, T. Seguin, F. Bounes, L. Crognier, S. Silva, C. Biendel, V. Minville, B. Marcheix, C. Delmas (Lyon and Toulouse, FR)
- 09:12 **Specialist input is the main determining factor for outcome in patients admitted with acute heart failure** 2071
 N. Al-Refai, M. Phillips, M. Ashton, S. Lucas-Jones, A. Wong (Oxford and Bridgend, GB)
- 09:18 **In acute heart failure with reduced ejection fraction beta blocker has no beneficial effect on 1-year mortality in patients with slow discharge heart rate** 2072
 J.J. Park, C.H. Yoon, D.J. Park, I.H. Chae, D.J. Choi (Seongnam and Seoul, KR)
- 09:24 **Plasma volume and its relation with glomerular filtration rate in patients admitted with acute decompensated heart failure** 2073
 D. Cabrita Roque, J. Augusto, A. Sachetti, D. Faria, A. Gaspar, L. Melo, T. Bernardo, P. Magno, A. Oliveira Soares, C. Morais (Amadora, PT)
- 09:30 **Relation between the dose of loop diuretics and worsening renal function during hospitalization for acute decompensated heart failure** 2074
 D. Cabrita Roque, J. Augusto, A. Sachetti, D. Faria, A. Gaspar, L. Melo, T. Bernardo, J. Simoes, P. Magno, A. Oliveira Soares, C. Morais (Amadora, PT)
- 09:36 **Ultrasound-guided treatment in Acute Heart Failure based on lung ultrasound and cardiac filling pressures- greater decongestion despite shorter hospitalization and improved survival** 2075
 J.G. Oehman (Turku, FI)
- 09:42 **Characteristics and outcome of patients according to the severity of peripheral oedema and breathlessness, a report from national (england & wales) heart failure audit** 2076
 A. Shoab, M. Mamas, S. Thackray, M. Rashid, R. Perveen, A. Raza, A. Shote, S. Hardman, T. McDonagh, H. Dargie, A. Mohamed, A.L.C. Clark, J.G.F.C. Cleland (Stoke on Trent, Hull, London, Glasgow and Liverpool, GB)
- 09:48 **Intravenous ivabradine in low cardiac output syndrome treated by dobutamine following cardiac surgery: a phase II trial** 2077
 L.S. Nguyen, P. Squara, J. Amour, B. Cholley (Neuilly sur Seine and Paris, FR)
- 09:54 **Effect of tolvaptan administration on renal function in the acute phase of congestive heart failure** 2078
 Y. Kawase, R. Hata, T. Tada, K. Kadota (Kurashiki, Okayama, JP)

MORNING SESSIONS

10:00 - 11:00

Moderated Poster

Moderated Poster Area

Moderated Poster session 6 - Therapy

Chairpersons: E.A. Bocchi (Sao Paulo, BR); O. Pfister (Basel, CH)

- | | | |
|-------|--|------|
| 10:00 | <p>Granulocyte colony-stimulating factor in patients with a large anterior wall acute myocardial infarction to prevent left ventricular remodeling (the RIGENERA trial): 10 years follow-up- FINAL RESULTS</p> <p>D. D'amario, A.M. Leone, F. Cannata, F. Graziani, F. Cobianchi Bellisari, M. Massetti, L. Galiuto, A.G. Rebuzzi, F. Crea (Rome, IT)</p> | 2079 |
| 10:06 | <p>Feasibility and benefit of neurohumoral blocker uptitration following cardiac resynchronization therapy</p> <p>P. Martens, F.H. Verbrugge, P. Nijst, P.B. Bertrand, M. Dupont, W.H. Tang, W. Mullens (Genk, BE; Cleveland, US)</p> | 2080 |
| 10:12 | <p>Relation of biological and functional LV remodeling to obstruction in hypertrophic cardiomyopathy. A rest and exercise echocardiographic study with longitudinal strain measurement</p> <p>F. Morio, T.L.T. Le Tourneau, N.P. Piriou, C.C. Cueff, J.M.S. Serfaty, K.W. Warin, J.N.T. Trochu (Nantes, FR)</p> | 2081 |
| 10:18 | <p>Early phase ⁹⁹Tc-HMDP scintigraphy: a rapid and reliable technique for the diagnosis and typing of cardiac amyloidosis</p> <p>A. Galat, A.V.G. Van Der Gucht, A.G. Guellich, D.B. Bodez, A.S.C. Cottereau, S.G. Guendouz, L.H. Hittinger, J.L.D.R. Dubois-Rande, V.P.B. Plante-Bordeneuve, E.I. Itti, M.M. Meignan, T.D. Damy, J.R. Rosso (Creteil, FR)</p> | 2082 |
| 10:24 | <p>Less invasive ventricular reshaping provides sustained reduction of heart failure symptoms</p> <p>C.S. Schmitz, P.N. Neuzil, I.S. Skalsky, L.L. Labrousse, H.S. Sievert, C.F. Frerker, T.S. Schmidt, K.K. Kuck, M.B. Biffi, A.C. Calafiore, D.P. Pacini, R.D.B. Dibartolomeo, G.D. Davidavicius, G. Kalinauskas, K. Rucinskas (Munich, Frankfurt am Main and Hamburg, DE; Prague, CZ; Bordeaux-Pessac, FR; Bologna, IT; Riyadh, SA; Vilnius, LT)</p> | 2083 |
| 10:30 | <p>A natriuretic peptides clearance receptor agonist reduces pulmonary artery pressures and enhances cardiac performances: new hope for PH due to HF</p> <p>E. Eroum A Egom, T. Feridooni, R.B. Pharithi, V. Maher, Y. El-Hiani, K.S. Pasumarthi, H. Ribama (Dublin, IE; Halifax and Dartmouth, CA)</p> | 2084 |
| 10:36 | <p>Effect of aortic valve opening pattern on endothelial functions after continuous flow left ventricular assist device implantation</p> <p>E. Kaya, E. Simsek, S. Nalbantgil, A. Akilli, P. Ozturk, C. Engin, T. Yagdi, M. Ozbaran (Izmir, TR)</p> | 2085 |
| 10:42 | <p>Spirolactone reduces all-cause mortality in women but not men with heart failure with preserved ejection fraction enrolled in TOPCAT from the Americas</p> <p>D.P. Kao, K.M. Flint, M. Merrill (Denver, US)</p> | 2086 |
| 10:48 | <p>Intrarenal venous flow alterations during transition from euolemia to intravascular volume expansion in heart failure patients with reduced ejection fraction</p> <p>P. Nijst, P. Martens, M. Dupont, W. Tang, W. Mullens (Genk, BE; Cleveland, US)</p> | 2087 |
| 10:54 | <p>Therapeutic potential of phosphodiesterase 5 inhibitors in patients with heart failure with preserved ejection fraction (HFpEF) and combined post- and pre-capillary pulmonary hypertension (Cpc-PH).</p> <p>T. Kramer, K. Orlova, F. Gerhardt, D. Dumitrescu, H. Ten Freyhaus, S. Baldus, S. Rosenkranz (Cologne, DE)</p> | 2088 |

MORNING SESSIONS

10:00 - 11:00

Clinical Case Posters

Moderated Poster Area

Clinical Case Corner 6 - Heart (and peripheral!) muscle disease

Chairpersons: H. Bueno (Madrid, ES); N. Desai (Boston, US)

10:00	Endomyocardial fibrosis with a giant atrial thrombus J. Costa (Porto, PT)	2089
10:06	A rare etiology of left ventricular hypertrophy: mitochondrial cardiomyopathy J.-S. Seo (Busan, KR)	2090
10:12	A rare case of Fabry cardiomyopathy requiring permanent pacemaker and implantable cardioverter-defibrillator despite enzyme replacement therapy S.H. Park (Daejeon, KR)	2091
10:18	Cardiac amyloidosis: a difficult journey to diagnosis P.M. Araujo (Vila. Nova De Famalicao, PT)	2092
10:24	Non-compaction cardiomyopathy with multiple embolic events, a new association to a sarcomeric gene mutation. R. Morales Murillo (Palma De Mallorca, ES)	2093
10:30	A challenging case of rare cardiomyopathy and its clinical implications A. Covaliov (Bucharest, RO)	2094
10:36	Rapidly manifested heart failure treated with left ventricle assist device and heart transplantation in patient with Becker muscular dystrophy V. Bajoras (Vilnius, LT)	2095
10:42	Cardiac light chain deposition disease relapsing in the transplanted heart M. Massot (Palma De Mallorca, ES)	2096
10:48	Cardio pulmonary exercise testing detects ventricular tachycardia at peak exercise in 28 year old soccer player C. Dall (Copenhagen, DK)	2097
10:54	A challenging diagnosis K. Hyde Congo (Lisboa, PT)	2098

11:00 - 12:30

Special Session

MONET

Heart Failure 2017 Highlights



Chairpersons: F. Ruschitzka (Zurich, CH); P. Seferovic (Belgrade, RS); A. Mebazaa (Paris, FR)

11:00	Basic and translational science. J. Backs (Heidelberg, DE)	2099
11:15	Biomarkers and imaging. M. Moeckel (Berlin, DE)	2100
11:30	Chronic heart failure (HFpEF and HFrEF). G.M.C. Rosano (London, GB)	2101
11:45	Nursing and telemedicine. L.M. Hill (Co.Antrim, GB)	2102
12:00	Acute and advanced heart failure. J.T. Parisis (Athens, GR)	2103
12:15	Devices and interventions. D. Milicic (Zagreb, HR)	2104

TUESDAY

POSTER SESSIONS



Acute heart failure

- East Asia has a strikingly better survival following acute heart failure compared with Europe** P2105
 E. Akiyama, L.N.L. Van Aelst, M. Arrigo, J. Lassus, O. Miro, J. Celutkienė, A. Cohen-Solal, A.P. Maggioni, C. Mueller, J. Parenica, J.J. Park, N. Sato, J. Spinar, E. Gayat, A. Mebazaa (Paris, FR; Leuven, BE; Zurich and Basel, CH; Helsinki, FI; Barcelona, ES; Vilnius, LT; Florence, IT; Brno, CZ; Seoul, KR; Kawasaki, JP)
- Comorbidities more than reduced left ventricular ejection fraction correlates with mortality in heart failure patients discharged from internal medicine units** P2106
 V. Verdiani, P. Francesconi, F. Profili, G. Panigada, A. Fortini, R. Laureano, G. Landini, S. Meini, L. Masotti, M. Alessandri, A. Camaiti, S. Lenti, C. Palermo, R. Andreini, R. Migliacci (Grosseto, Florence, Pescia (PT), Massa Marittima (Gr), Leghorn, Arezzo, Poggibonsi (Si), Pontedera (Pi) and Cortona (Ar), IT)
- Liver fibrosis score predicts mortality in heart failure patients with preserved ejection fraction** P2107
 Y. Takeishi, A. Yoshihisa (Fukushima, JP)
- Incidence and predictors of hyperkalaemia in 1600 patients with chronic heart failure** P2109
 K. Kharbouche, K. Kharbouche, I. Elhaddad, L. Azouzi (casablanca, MA)
- In patients with recent ADHF and hyponatremia on admission, failure to normalize serum sodium is associated with increased risk of all-cause death and rehospitalizations during a 30-day follow-up** P2110
 C. Ariano, R. De Vecchis (Naples, IT)
- Prognostic value of right heart catheterization compared with cardiac magnetic resonance in dilated cardiomyopathy** P2111
 E. Rumiz Gonzalez, A. Berenguer Jofresa, J.V. Vilar Herrero, A. Cubillos Arango, D. Sanmiguel Cervera, P. Almela Alcaide, I. Lopez Lopez, V. Jimenez Cruz, S. Morell Cabedo (Valencia, ES)
- The prognostic value of the clinical presentation with syncope in acute pulmonary thromboembolism** P2112
 M.L. Goncalves, L. Abreu, B. Marmelo, J. Gil, H. Antunes, M.I. Pires, I. Cunha, D. Moreira, I. Almeida, B. Rodrigues, C. Cabral (Viseu and Covilha, PT)
- Long-term prognosis in Takotsubo patients: not so benign** P2113
 C. Delmas, G. Domain, A. Roger, L. Marty, C. Biendel, M. Galinier, D. Carrie, O. Lairez (Toulouse, FR)
- Prognosis of pulmonary embolism: risk stratification in non high-risk patients** P2114
 P. Freitas, A.R. Santos, M. Goncalves, A. Oliveira, A. Santos, J. Oliveira, M. Gago, R. Mamede, D. Correia, N. Vale, J. Carmo, S. Guerreiro, J. Brito, J. Ferreira, M. Mendes (Lisbon, PT)
- Long term survival hypertensive patients after ST-elevation myocardial infarction with preserved ejection fraction** P2115
 S. Kozhukhov, A. Parkhomenko, N. Dovganych (Kiev, UA)
- Comparative analysis of digoxin use among acute heart failure patients during hospital stay: clinical characteristics and outcomes** P2116
 L.C.S.P. Passos, T.M. Trindade, A.R. Duraes, A.C.F. Queiroz Filho, A.G.Q. Jesus, N.R.S. Silva, S.L.S. Quirino, V.R.S. Souza, Y.M. Lira, E.L. Garrido, A.J.S. Barbosa, J.F.O. Costa, F.V. Bulhoes, A.O.R. Sarno, N.R.S. Goes (Salvador, BR)
- Prognostic significance of left axis deviation in acute heart failure patients with left bundle branch block** P2117
 K.H. Choi, G.Y. Lee, J.O. Choi, E.S. Ju, Y.J. Lee, E.S. Jeon (Seoul, KR)
- Possibility of impedance cardiography in prognosis assessment in hypertensive emergency complicated by acute heart failure** P2118
 I. Darmaeva, E. Shavarova, Z. Kobalava (Moscow, RU)
- Prognostic value of acute kidney injury and blood urea nitrogen/creatinine ratio in patients with acute heart failure** P2119
 I.R. Lala, D.A. Darabantiu, A. Pop-Moldovan, M. Puschita (Arad, RO)
- Measurement of Circulating endothelial progenitor cell and endothelial microparticles can predict the improvement of ischemic heart failure** P2120
 Y.S. Choi, A.M.I. Kwon, C.S. Park, M.Y. Lee, H.J. Youn, W.S. Chung (Seoul, KR)

Serum potassium levels at admission and in-hospital all-cause mortality in patients hospitalised for acute heart failure (insights from RO-AHFS registry).	P2121
I. Cosei, L. Antohi, R. Radu, C. Radulescu, M. Chivulescu, A. Ravasel, A.P. Ambrosy, C. Macarie, S.P. Collins, O. Chioncel (Bucharest, RO; Durham and Nashville, US)	
Neutrophil-to-lymphocyte ratio: a simple and useful predictor of long term prognosis in patients hospitalized for acute heart failure	P2122
J. Rigueira, J. Agostinho, P. Alves, I. Ricardo, I. Goncalves, T. Guimaraes, N. Andre, A. Nunes Ferreira, R. Santos, F. Veiga, M. Mendes Pedro, F.J. Pinto, D. Brito (Lisbon, PT)	
Predictors of prolonged hospitalization in acute heart failure	P2123
I. Aguiar-Ricardo, J. Agostinho, P. Alves, J. Rigueira, I. Goncalves, A.R. Francisco, T. Guimaraes, M. Nobre-Menezes, G. Lima Da Silva, R. Santos, A. Ferreira, F. Veiga, M. Mendes-Pedro, D. Brito, J. Fauto Pinto (Lisbon, PT)	
Prognostic implication of changes in renal function in patients with acute decompensated heart failure	P2124
S.Y. Jang, N.K. Kim, J.H. Sohn, J.H. Roh, M.H. Bae, J.H. Lee, D.H. Yang, H.S. Park, Y. Cho, S.C. Chae (Daegu, KR)	
Clinical characteristics and outcomes of acute heart failure in younger versus very elderly patients	P2125
L.C.S.P. Passos, T.M. Trindade, A.C.F. Queiroz Filho, A.G.Q. Jesus, S.L.S. Quirino, V.R.S. Souza, Y.M. Lira, N.R.S. Silva, A.R. Durraes, A.J.S. Barbosa, J.F.O. Costa, E.L. Garrido, P.P.C. Camera, F.V. Bulhoes, G.O.E.S. Nrs (Salvador, BR)	
Multimorbidity and polypharmacy as readmission and mortality factors in acute heart failure	P2126
M. Mendez, B. Chiva-Ballesteros, L. De Pedro Alvarez, P. Delgado-Paimar, J. Marco, F.J. Martin-Sanchez, A. Esteban, R. Bover, E. Calvo (Madrid, ES)	
Pre and post hospitalization care pathways for acute heart failure patients	P2127
O. Thebault, D.G. Guijarro, J.P.G. Gueffet, L.L.G. Le Gloan, N.P. Piriou, B.D. Delasalle, M.P. Poilane, J.N.T. Trochu (Nantes, FR)	
Characterization of any cause dyspnea in the emergency department and factors predicting the need for mechanical ventilation	P2128
C. Militaru, L. Antohi, R. Radu, M. Chivulescu, C. Radulescu, R. Botea, S. Bubenek, C. Macarie, O. Chioncel (Bucharest, RO)	
Insulin-like growth factor-I in acute coronary syndrome complicated by acute heart failure	P2129
G. Kayumova, V. Razin (Ulyanovsk, RU)	
The difference of benefit of tolvaptan for acute decompensated heart failure within different etiologies	P2130
Y. Suzuki, Y. Ochiumi, S. Kano, S. Murase, A. Murata, T. Ito (Nagoya, JP)	
Community pharmacists identifying worsening heart failure symptoms, using novel symptom screening tool	P2131
R. Hadland, R. Lawrance, K. Masri, P. Ruiz Canela, A. Williams, M. Oldfield, J. Welstand, D. Higman James (Cardiff and North Wales, GB)	
Diuretic resistance in a population of acutely decompensated chronic heart failure patients	P2132
I. Sharka, S. Myftiu, A. Quka, J. Rustemaj, A. Duka, A. Kristo, I. Balla (Tirana, AL)	
Metabolic therapy impact on the manifestation of heart failure in patients with acute myocardial infarction presented with ST-segment elevation	P2133
T. Svanidze, T. Saralidze (Tbilisi, GE)	
non-prescription of aldosterone receptor blocker following acute heart failure: high serum potassium levels during admission as a determinant factor	P2134
R. Farcasan, J. Gummel, J. Parra, A. Paya, R. Heredia, G. Minana, I. Cardells, A. Mollar, E. Santas, S. Garcia-Blas, E. Valero, F. Chorro, J. Sanchis, J. Nunez (Valencia, ES)	
patient engagement improvement following implementation of a remote monitoring system	P2135
E. Berry, A. Silvera, W. Downer, D. Agar, S. Beske Radford, N. Chiromeras, M. Bogart, N. Bonnet (Morristown, US)	
Are the risk stratification's methods effective to diagnose pulmonary embolism in patients with heart failure?	P2136
A. Pandur, B. Banfai, B. Radnai, J. Betlehem (Pecs, HU)	

POSTER SESSION 4

- Acute Heart Failure and cardiogenic shock are independent predictor for in-hospital mortality in patient admitted with ST-elevation myocardial infarction** P2137
B. Widyantoro, I. Firdaus, S.S. Danny, D. Zamroni, I. Irmalita, D.P.L. Tobing, D.A. Juzar (Jakarta, ID)
- Impact of the potassium concentration in drug titration of heart failure patients** P2138
G.M. Rocha Rodrigues, A.T. Tralhao, N.V. Vale, M.C. Castro, J.M. Mesquita, C.A. Aguiar, A.V. Ventosa, M.M. Mendes (lisboa, PT)
- Intra-aortic balloon pump and dose of amiodarone in post-operative atrial fibrillation** P2139
K. Domingues, A. Kontogeorgis, T.C. Aw, S. Price (Santarem, PT; London, GB)
- Screening for the Improve Management of heart failure with Procalcitonin (IMPACT)-study** P2140
A. Slagman, M. Bolanaki, J. Frick, F. Holert, M. Mazelka, H.L. Neumeier, S. Rabsch, F. Ruggaber, J. Searle, C. Thomas, S. Toro, C. Werk-Wenzel, M. Mockel (Berlin, DE)
- Lung echocardiography in the initial evaluation of acute respiratory failure using a pocket ultrasound device: what is wrong the heart or the lungs?** P2141
M. Lobo Gonzalez (Seville, ES)
- Acute heart failure in the elderly: which are the main precipitating causes of heart failure? Real world evidence from the ATHENA registry** P2142
A.C. Baroncini, F. Orso, A. Pratesi, C. Tozzetti, F. Bacci, A. Herbst, S. Parlapiano, A. Cortese, G. Baglioni, C. Nozzoli, L. Gabbanì, L. Poggesi, A. Moggi Pignone, N. Marchionni, S. Baldasseroni (Florence, IT)
- Value of systolic time intervals in the diagnosis of heart failure in the emergency department patient with undifferentiated dyspnea** P2143
Z.W. Zhani, Z.Z. Ezzina, E.M. Echeikh, A.N. Azaiez, B.A.A. Ben Abdallah, B.K. Beltaief, M.M.A. Msolli, D.Z. Dridi, B.H. Boubaker, G.M.H. Grissa, B.W. Bouida, N.S. Noura (monastir, TN)
- Pulmonary edema as a manifestation of an acute mitral insufficiency in a woman in puerperium the unthinkable cause of pulmonary edema** P2144
M.J. Rodriguez Gonzalez, L.A. Medina Lopez, M.M. Botia Osorio (Bucaramanga, CO)
- Patterns of dyspnoea onset, clinical characteristics and the outcomes in patients with acute heart failure- implications for clinical trials** P2145
J.M. Krzysztófik, M. Sokolski, R. Zymliński, J. Biegus, P. Siwolowski, S. Nawrocka- Millward, W. Banasiak, E.A. Jankowska, P. Ponikowski (Wroclaw, PL)
- The incidence and profile of cardiotropic viruses in the myocardium in patients with decompensated chronic heart failure with systolic dysfunction of ischemic origin** P2146
E.V. Kruchinkina, V.V. Ryabov, Y.U.V. Rogovskaya, T.R. Ryabova, R.E. Batalov, M.S. Rebenkova, S.V. Popov, R.S. Karpov (Tomsk, RU)

Chronic heart failure

- Cardiac coherence by breathing in heart failure patients during cardiac rehabilitation** P2147
L. Simone (Strasbourg, FR)
- Cardiopulmonary exercise testing, right heart catheterization and etiology of heart failure** P2148
M. Dudek, M.I. Kaluzna-Oleksy, J. Migaj, E. Straburzynska-Migaj (Poznan, PL)
- Determinants of cardiovascular death risk in dialysis patients.** P2149
M. Rroji, S. Seferi, N. Spahia, M. Cafka, M. Barbullushi (Tirana, AL)
- The effects of ferrous sulfate supplementation on left ventricular intrinsic function by global longitudinal strain in systolic heart failure patient with iron deficiency anaemia** P2150
R.S. Sagita, L.D. Suryani, B.B. Siswanto, L.D. Liastuti, N.H. Hersunarti, R.S. Soerarlo (Jakarta, ID)
- Body composition in heart failure and chronic obstructive pulmonary disease patients** P2151
A.G. Navarrete-Penalzoa, A. Orea-Tejeda, D. Gonzalez-Islas, L. Verdeja-Vendrell, A. Jimenez- Cepeda, G.K. Perez-Cortes, R. Sanchez-Santillan, V. Pelaez-Hernandez, B. Robles-Urbe, A. Figueroa-Herrera, S. Torres-Montiel (Puebla and Mexico City, MX)
- Association of diastolic dysfunction and cognitive function in heart failure** P2152
M.S. Shin, J.S. Kim, M.J. An, S.H. Kim, J.L. Shim, J.K. Park (Incheon, Gwangju and Seoul, KR)

Interventions to enhance medication adherence in older heart failure patients, a systematic review R.L. Fulton, T. Kroll, M.E.T. Mcmurdo, G. Molloy, M.D. Witham (Dundee, GB; Dublin and Galway, IE)	P2153
Patients in nyha III report substantial limitation to routine daily activities which may not be related to heart failure R.R.T. Castro, E. Joyce, M. Givertz, G.C. Stewart, N.K. Lakdawala, E. Lewis, L.W. Stevenson (Boston and Cleveland, US)	P2154
Predictors of 6- and 12-month mortality in chronic heart failure N. Tkach, L. Voronkov (Kiev, UA)	P2155
The role of hibernation in potential recovery of ischemic myocardium in chronic heart failure as a manifestation of coronary artery disease E. Stefanovic, P. Otasevic, L. Lausevic-Vuk, P. Milojevic, M. Jovic, V. Kanjuh, P. Seferovic (Belgrade, RS)	P2156
Metabolic treatment elderly patients with congestive heart failure with preserved systolic function and non severe aortic stenosis O.V. Soya, O.V. Kuryata (Dnipropetrovsk, UA)	P2157
Rheumatoid arthritis and congestive heart failure T.H. Michailidis (Veria, GR)	P2158
Heart failure development and rs2274273 in the vicinity of LGALS-3 locus, LGALS-3 relative mRNA expression in patients with first myocardial infarction M.D. Dekleva, A.D. Djordjevic, M.Z. Zivkovic, A.S. Stankovic, N.M. Markovic Nikolic, T.D. Djuric (Belgrade, RS)	P2159
The relationship between blood pressure, heart rate and clinical status in patients with chronic heart failure with reduced left ventricular ejection fraction M. Bohdan, A. Kowalczyz, M. Gruchala (Gdansk, PL)	P2160
Low blood pressure affecting young women: a risk factor of a heart failure? A.T. Agafonova Tatyana, B.V. Baev Valerii, K.E. Kudriavtseva Elena (Perm, RU)	P2161
Liver dysfunction at chronic heart failure patients K. Kharbouche, I. Elhaddad, K. Kharbouche, L. Azouzi, R. Habbal (casablanca, MA)	P2162
Cardiac resynchronization therapy in heart failure patients R. Kallel, R. Hammami, M. Akrouf, J. Jedidi, N. Mallek, L. Abid, S. Kammoun, J. Dammak (Sfax, TN)	P2163
Myopathy and iron deficiency in chronic heart failure: dynamic 31P MR spectroscopy study of the skeletal muscle K. Hlavata, P. Sedivy, M. Dezortova, M. Hajek, J. Kautzner, V. Melenovsky (Praque, CZ)	P2164
Assessment of causes of increased myocardial fibrosis, left ventricular dysfunction and poor prognosis after valve replacement for acquired heart disease I.I. Averina, O.L. Bockeria, S.A. Aleksandrova, M.U. Mironenko, L.G. Geletsian (Moscow, RU)	P2165
Predictors of left ventricular function recovery in patients followed in a heart failure clinic H. Guedes, D. Seabra, P. Silva, L. Marques, A. Andrade, P. Pinto (Penafiel, PT)	P2166
Heart failure as predictor of sudden death in patients with myocardial infarction after prior CABG; 27-year experience P. Mitrovic, B. Stefanovic, M. Radovanovic, N. Radovanovic, G. Matic, D. Rajic, I. Subotic, N. Mitrovic, N. Mijic (Belgrade, RS)	P2167
ST2 in HFpEF and HFREF, similarities and differences E. Najjar, L.H. Lund, U.L. Faxen, C. Hage, E. Donal, J. Daubert, C. Linde (Stockholm, SE; Rennes, FR)	P2168
Increasing the efficiency of treatment of patients with chronic heart failure through the changes of control systems of patients. N. Kraiem, I. Fomin, N.G. Vinogradova, M. Zhirkova, S. Allahverdiyeva, A. Krylova, A. Subbotin, A. Kozlova, N. Anyutchkina (Nizhny Novgorod, RU)	P2169
Utilization of evidence based therapies in patients hospitalized for worsening heart failure C.I. Radulescu, L. Antohi, R. Radu, M. Chivulescu, I. Cosei, A. Covaliov, G. Tatu-Chitoiu, D. Vinereanu, D. Dobreanu, O. Chioncel (Bucharest and Targu Mures, RO)	P2170
B-natriuretic peptide and its prognostic value in coronary patients with heart failure, irrespectively of renal function; the interaction with heart failure phenotype; hellenic heart failure study M. Kouvari, C. Chrysohoou, H. Kosyfa, G. Kalogirou, P. Aggelopoulos, I. Kotsiopolou-Xaritou, G. Georgiopoulos, S. Iosifidis, A. Filippou, E. Tsiamis, D. Tousoulis (Athens, GR)	P2171

- Red cell distribution width change during hospitalisation and 1-year mortality in chronic heart failure** P.2172
P. Lazarev, E. Kotova, A. Shavarov, Y.U. Karaulova, G. Kiyakbaev, V. Moiseev (Moscow, RU)
- Left ventricular dysfunction and cardiac outcomes one year after successful percutaneous coronary intervention in patients with acute ST elevation myocardial infarction** P.2173
H.-J. Hwang, C.-B. Park, I.S. Sohn, J.-M. Cho, C.-J. Kim (Seoul, KR)
- Heart failure with mid-range ejection fraction: clinical profile and mid-term outcome.** P.2174
M.A. Lopez Garrido, A. De Vicente-Ortega, A.I. Molina-Ramos, V. Garcia-Ruiz, V.M. Becerra-Munoz, A. Ruiz-Salas, L. Morcillo-Hidalgo, M. Jimenez-Navarro, J.J. Gomez-Doblas, E. De Teresa-Galvan, J.M. Garcia-Pinilla (Malaga, ES)
- Precipitants of ADHF in era of disease management programs** P.2175
F. Rathore, K. Mcdonald, R. O'hanlon, P. Campbell, C. Keane, F. Ryan, M. Walsh (Dublin, IE)
- Sleep disordered breathing (SDB) in heart failure with preserved ejection fraction (HFpEF) the tip of the iceberg** P.2176
M.A. Barandiaran Aizpurua, V.P.M. Van Empel, B.L.M. Schroen, M. Van Bilsen (Maastricht, NL)
- Management of patients with chronic heart failure and mid-range left ventricular ejection fraction** P.2177
A.K. Kurlianskaya, T.L. Denicevich (Minsk, BY)
- Initial experience from a novel service for the initiation and uptitration of sacubitril/valsartan** P.2178
R. Crawley, K. Guha, P.R. Kalra, G. Morton (Portsmouth, GB)
- Does allopurinol have any benefit in heart failure patients without hyperuricemia?** P.2179
M.M. Ansari-Ramandi, M. Maleki, N. Naderi, A. Alizadehasl, A. Amin, S. Taghavi, M.J. Alemzadeh-Ansari, N. Hadavand, M. Noori (Tehran, IR)
- Patient reported outcomes, health service utilisation and place of care/death for advanced heart failure patients attending a palliative cardiology clinic or receiving usual care: a feasibility study** P.2180
M.J. Johnson, P. Mcskimming, C. Geue, Y. Millerick, K. Hogg (Hull and Glasgow, GB)
- Reducing hospital readmissions in heart failure patients: preliminary data from Azienda USL Toscana Centro heart failure pathway** P.2181
F. Grossi, F. Zerausckek, L. Zampini, A. Fornaro, A. Giomi, P. Francesconi, F. Orso, M. Milli (Florence, IT)
- Factors of improvement of physical ability after exercise training program in heart failure patients with reduced ejection fraction** P.2182
E. George, J. Costa, H.T. Bui, L. Simone, P. Nazeyrollas, D. Metz (Reims, FR)
- Heart failure virtual consultation - a mixed methods evaluation** P.2183
J. Gallagher, S. James, C. Keane, A. Fitzgerald, B. Travers, E. Quigley, C. Hecht, S. Zhou, C. Watson, M. Ledwidge, K. Mcdonald (Dublin, IE)
- Rationale and design of PREFER: a prospective evaluation of natriuretic peptide based referral of chronic heart failure patients in primary care** P.2184
F.D.R. Hobbs, C. Vitale, H. Bueno, B. Lequeux, M. Pauschinger, Y. Pinto, R.I. Hussain, F. Gustafsson (Oxford, GB; Rome, IT; Madrid, ES; Poitiers, FR; Nuremberg, DE; Amsterdam, NL; Basel, CH; Copenhagen, DK)
- Reliability of peripheral arterial tonometry for assessment of endothelial function in patients with heart failure with preserved and reduced ejection fraction, diabetic nephropathy and arterial hyper** P.2185
F. Weisrock, M. Fritschka, S. Beckmann, S. Litmeier, J. Wagner, D. Hashemi, E. Tahirovic, S. Radenovic, C. Zelenak, A. Busjahn, T. Krahn, B. Pieske, W. Dinh, H.D. Duengen (Berlin and Wuppertal, DE)
- An algorithm to screen for left ventricular systolic dysfunction in the elderly, based on specific ECG-changes, NT-proBNP and handheld echocardiography** P.2186
L.L. Olesen (Roskilde, DK)
- Association of serum ADAM-10 with cognitive function in patients with stable chronic heart failure** P.2187
S.M. Wedegaertner, S. Selejan, J. Karbach, M. Boehm, I. Kindermann (Homburg and Frankfurt am Main, DE)
- Assessment of syndecan-4 expression in the hearts of mice and human subjects with chronic chagas cardiomyopathy** P.2188
C. Macedo, T.F. Larocca, B.S. Souza, C.M. Azevedo, J.F. Vasconcelos, D.C. Portella, F. Tavora, J.D. Lima, R.R. Santos, M.B.P. Soares (Salvador and Fortaleza, BR)

POSTER SESSION 4

- Analysis of mirna alterations in subjects with chronic chagas disease cardiomyopathy** P2189
C. Macedo, C.K. Nonaka, T.F. Larocca, B.S. Souza, M.N. Rabelo, L.C. Correia, M.I. Moreira, A. Caldas, J.A. Torrea, R.R. Santos, M.B.P. Soares (Salvador, BR)
- Sex-related differences in the systolic function in the setting of acute coronary syndrome** P2190
N. Semerdzieva, S. Denchev, S. Dimitrov, M. Gospodinova, J. Hristova, A. Kundurdziev (Sofia, BG)
- A study of coronary flow response to nitroglycerin in patients with slow coronary flow syndrome and other types of non-obstructive coronary disease having diastolic dysfunction** P2191
N. Semerdzieva, S. Denchev, S. Dimitrov, M. Gospodinova (Sofia, BG)

Atrial fibrillation

- The adequacy of antithrombotic therapy in patients with atrial fibrillation in Uzbekistan** P2192
N.U. Zakirov, R.D. Kurbanov, T.Z. Ganiyev, D.B. Irisov (Tashkent, UZ)
- Predictive markers of atrial remodeling and role of PA-TDI duration and NT-proBNP in the assessment of atrial fibrillation recurrences** P2193
T. Gegenava, M. Gegenava (Tbilisi, GE)
- long term outcome of pulmonary vein isolation for atrial fibrillation in patient with left ventricular dysfunction.** P2194
Y. Ikeda, R. Kato, K. Goto, T. Nagase, S. Tanaka, Y. Shiki, S. Asano, H. Mori, K. Matsumoto (Hidaka, JP)
- Relation between ventricular-arterial coupling parameters, left atrial remodeling and recurrences of atrial fibrillation in hypertensive patients with preserved left ventricular systolic function** P2195
A. Shavarov, E.V. Kokhan, G.K. Kiyakbaev, V.S. Moiseev (Moscow, RU)
- Russian observational survey of heart failure patients with atrial fibrillation (RIF-CHF): clinical characteristic of patients** P2196
N. Romanova, I.V. Zhirov, S.N. Tereshchenko, Y.U.F. Osmolovskaya, S.P. Golitsyn (Moscow, RU)
- Management of atrial fibrillation in heart failure** P2197
A.L. Gamez Lopez, J.L. Bonilla Palomas, M.C. Lopez Ibanez, M. Moreno Conde, Y. Pimentel Quezada, A. Villar Raez (Úbeda, ES)

Hypertrophic cardiomyopathy

- Predictors of ICD-related adverse events in patients with hypertrophic cardiomyopathy** P2198
C. Klein, A. Duva Pentiah, D. Klug, C. Marquie, S. Ninni, H. Blangy, P.C. Flechon, N. Sadoul, P. De Groot (Lille and Vandoeuvre les Nancy, FR)
- Impact of hypertrophy in left ventricular ejection fraction and myocardial strain: application of three-dimensional wall-motion tracking technology in hypertrophic cardiomyopathy** P2199
L. Marques, N. Moreno, H. Guedes, R. Santos, A. Pereira, D. Seabra, R. Sousa, P. Pinto (Penafiel, PT)
- Assessment of left ventricular strain by three-dimensional wall-motion tracking technology: a study in hypertrophic cardiomyopathy** P2200
L. Marques, N. Moreno, H. Guedes, R. Santos, A. Pereira, D. Seabra, R. Sousa, P. Pinto (Penafiel, PT)
- Brain natriuretic peptide level in patients with hypertrophic cardiomyopathy** P2201
A.E. Demkina, N.S. Krylova, N.G. Poteshkina, E.A. Kovalevskaya, F.M. Hashieva (Moscow, RU)
- Myosin heavy chain and MAP-kinase activating death domain-containing gene polymorphisms in adults with hypertrophic cardiomyopathy** P2202
A.A. Poliakova, V.G. Davydova, E.N. Semernin, S.A. Pyko, A.A. Kostareva, A.Y.A. Gudkova, E.V. Shlyakhto (Saint-Petersburg, RU)
- The role of soluble st2 and galectin-3 in hypertrophic cardiomyopathy assessed by cardiac magnetic resonance** P2203
M. Gawor, M. Spiewak, M. Marczak, K. Kozuch, J. Janas, J. Grzybowski (Warsaw, PL)

Comorbidities

- Valve calcification is associated with parameters of central pulse wave in patients with end-stage renal disease on hemodialysis** P2204
 N. Manukhina, M. Trukhanova, S. Villevalde, Z. Kobalava (Moscow, RU)
- Control of uric acid in the blood - A new lever quality of life of patients with rheumatoid arthritis and chronic heart failure** P2205
 D. Bublikov, D. Anchugina (Barnaul, RU)
- Cognitive impairment in heart failure** P2206
 E. Smajic, M. Isabegovic, L. Dizdarevic- Hudic, M. Avdagic- Piric, D. Loncar, D. Mrsic, N. Mesanovic (Tuzla, BA)
- Intestinal bacterial overgrowth assessed by lactulose breath test and adverse outcomes in heart failure** P2207
 A. Mollar Fernandez, M.P. Villanueva, G. Minana, A. Villaescusa, D. Escribano, E. Santas, P. Palau, A. Bayes-Genis, J. Lupon, M. Minguez, F. Mora, E. Nunez, J. Sanchis, J. Nunez (Valencia and Barcelona, ES)
- Prevalence of comorbidities and one-year prognosis based on ejection fraction findings: understanding heart failure with mid-range ejection fraction.** P2208
 M.A. Lopez Garrido, A.I. Molina-Ramos, A. De Vicente-Ortega, V. Garcia-Ruiz, V.M. Becerra-Munoz, A. Ruiz-Salas, L. Morcillo-Hidalgo, M. Jimenez-Navarro, J.J. Gomez-Doblas, E. De Teresa-Galvan, J.M. Garcia-Pinilla (Malaga, ES)
- Chronic kidney disease in heart failure is associated with higher CA 125 and hsCRP levels** P2209
 Y. Cavusoglu, M.E. Altinbas, F. Mutlu, S. Eraslan, K. Isgendarov, E. Babayigit (Eskisehir, TR)
- Plasma ferritin and transferrin saturation in chronic heart failure: relation to clinical variables** P2210
 L. Voronkov, A. Lyashenko, V. Gorbachova (Kiev, UA)
- Anaemia is associated with development of acute heart failure in patients with acute coronary syndrome: propensity-score matched study** P2211
 R.A. Guerreiro, J. Pais, K. Congo, D. Bras, J. Carvalho, M. Carrington, D. Neves, A.R. Santos, B. Picarra, A. Caeiro, J. Aguiar (Evora, PT)
- Do we properly treat iron deficiency with intravenous ferric carboxymaltose in clinical practice?** P2212
 A. Esteban Fernandez, M. Gonzalez Barja, M. Perez Serrano, M. Mendez Bailon, C. Ramirez, M. Garcia, S. Ortega, A. Travieso Gonzalez, T. Luque Diaz, C. Olmos Blanco, D. Vivas Balcones, J. Higuera Nafria, I. Vilacosta, C. Macaya Miguel, R. Bover Freire (Madrid, ES)
- Comparison of diagnostic criteria for iron deficiency in heart failure** P2213
 L.N.L.C. Van Aelst, M. Abraham, M. Sadoune, T. Lefebvre, P. Manivet, D. Logeart, J.M. Launay, Z. Karim, H. Puy, A. Cohen-Solal (Leuven, BE; Paris, FR)
- Prevalence of iron deficiency in acute decompensated and stabilized chronic heart failure** P2214
 L.N.L.C. Van Aelst, M. Abraham, M. Sadoune, T. Lefebvre, P. Manivet, D. Logeart, J.M. Launay, Z. Karim, H. Puy, A. Cohen-Solal (Leuven, BE; Paris, FR)
- Assessment and treatment of iron deficiency in patients hospitalised for heart failure** P2215
 S.L. Tee, N.B. Leonardo (Adelaide, AU)
- Anaemia is associated with higher mortality risk in patients presenting to the emergency department with acute dyspnoea** P2216
 K. Cerlinskaite, G. Ziubryte, I. Jonauskiene, D. Rimkeviciute, L. Badgonaite, A. Mebazaa, A. Kavoliuniene, J. Celutkiene (Vilnius and Kaunas, LT; Paris, FR)
- Impact of anemia and iron deficiency on long-term mortality and heart failure hospital re-admissions among patients hospitalized for heart failure: a regional population-based investigation from Italy** P2217
 P. Lesizza, M.D. Tinti, A. Cherubini, G. Barbati, G. Russo, S. Tolone, D. Del Sindaco, L. Tarantini, G. Cioffi, G. Pulignano, A. Di Lenarda (Trieste, IT)
- Prognostic impact of different trends of renal function before, during and after hospitalization for acute decompensated heart failure: cardio-renal interactions and 180-days cardiac mortality** P2218
 L. Lazzari, A. Faggioni, D. Bovelli, G. Ambrosio, E. Boschetti (Terni and Perugia, IT; Nottingham, GB)

POSTER SESSION 4

- Interrelationship between renin-angiotensin-aldosterone system and oxidative stress in chronic heart failure patients with impaired renal function** P2219
 M. Reina Couto, T. Sousa, M. Morato, J. Afonso, J. Carvalho, L. Morgado, F.B. Fernandes, V.P. Leite, D. Casarini, P. Bettencourt, A. Albino-Teixeira (Porto, PT; São Paulo, BR)
- State of kidney in patients with chronic heart failure** P2220
 S.I. Elmurodov, A.A. Madaliyev (Tashkent, UZ)
- Predictors of acute kidney injury in acute cardiorenal syndrome** P2221
 M. Dankova, Z. Minarikova, V. Hricak, J. Gergel, B. Zitny, P. Pontuch (Bratislava, SK)
- Cardiotoxicity in breast cancer patients receiving trastuzumab - assessing the clinical need for a structured cardio-oncology service** P2222
 A. Mcinerney, D. Hughes, P. Morris, B. Mcdam (Dublin, IE)
- The effect of cardiovascular risk factors and tumor histologic grade in the risk of cardiotoxicity** P2223
 A.C. Gomes, L.R. Lopes, A.G. Ferreira, M. Correia, I. Rangel, K. Congo, P. Fazendas, H. Mansinho, H. Pereira (Almada and Evora, PT)
- Evaluation of routine use of global longitudinal strain for the early detection of subclinical left ventricular dysfunction in cancer patients** P2224
 L.M. Laufer-Perl, A. Milwidsky, B. Sadeh, D. Ravid, N. Amrami, M. Derakhshesh, J. Sherez, G. Keren, Y. Arbel, Y. Topilsky (Tel Aviv, IL)

Valvular heart disease (diagnosis, management and interventional therapies)

- Severe aortic stenosis: experience and outcomes of a tertiary center** P2225
 J. Agostinho, I. Goncalves, I. Ricardo, J. Rigueira, A. Ferreira, R. Santos, T. Guimaraes, G. Lima Da Silva, A. Francisco, M. Meneses, F.J. Pinto, A. Almeida (Lisbon, PT)
- Epidemiological characteristics; clinical and echocardiographic evaluation of rheumatic mitral stenosis in men** P2226
 A. Abardazzou, S. Oummou, A. Raouah, S. El Karimi, D. Benzeroual, M. El Hattoui (Marrakech, MA)
- Predictors and long-term outcomes after transcatheter aortic valve replacement in high-risk patients with severe aortic stenosis** P2227
 E. Munoz-Garcia, M. Munoz-Garcia, A.J. Munoz Garcia, A.J. Dominguez-Franco, F. Carrasco-Chinchilla, J.M. Garcia-Pinilla, L. Morcillo-Hidalgo, J.H. Alonso-Briales, J.J. Gomez-Doblas, M.F. Jimenez-Navarro, J.M. Hernandez-Garcia, E. De Teresa-Galvan (Malaga, ES)
- Redo-MVR operations: a 11-year single center experience** P2228
 A. Bajraktari, I. Bytyci, E. Prifti (Tirana, AL; Pristina, XK)
- Changes over time in infective endocardites disease** P2229
 A. Marques, I. Cruz, I. Joao, A.L. Broa, S. Alegria, A.C. Gomes, G. Morgado, H. Pereira (Almada, PT)
- safety and effectiveness of percutaneous mitral commissurotomy for rheumatic mitral stenosis** P2230
 M. Hassine, M. Boussada, I. Mechri, M. Mahjoub, M. Ben Massoud, Z. Dridi, F. Betbout, H. Gamra (Monastir, TN)
- Short-term mortality is not influenced by aminoglycozide decrease in renal function during treatment of prosthetic valve endocarditis** P2231
 M.M. Baluta, E. Panaitescu, M.M. Vintila (bucharest and Bucharest, RO)
- Relation of frequency and severity of mitral regurgitation to clinical and paraclinical features among patients with heart failure** P2232
 A.N. Inchaouh, A. Hadadi, R. Habbal (Casablanca, MA)

Devices / CRT/ ICD / Surgery

- How does pulmonary arterial pressure improve after mitral valve surgery in patients with preoperative pulmonary hypertension?** P2233
 F. Lopez Valdiviezo, J. Lujan Valencia, J. Hernandez Campo, M.A. Gutierrez Martin, C. Velazquez Velazquez, O. Arajil Tiliani, J.M. Barquero Aroca (Sevilla, ES)

- Effect of hemodynamic status on postoperative outcome in infective endocarditis: a literature overview** P2234
W.P. Mistiaen (Antwerp, BE)
- Value of clinical information from cardiac stimulation devices in the heart failure program: the hf+ep team** P2235
C.I. Saldarriaga, H. Pino, Y.A. Vasquez, J.D. Ramirez, J.F. Agudelo (Medellin and bogota, CO)
- VitD Calc a mobile application for patients with heart failure and significant mitral regurgitation which helps to identify those at risk for vitamin d deficiency.** P2236
O. Mozenska, J. Bil, A. Segiet, P. Podziemski, D.A. Kosior (Warsaw, PL; Maastricht, NL)
- Cardiac kinematic parameters computed from video of in situ beating heart during coronary artery bypass grafting** P2238
G. Rozzi, L. Fassina, S. Rossi, S. Scacchi, M. Galletti, P. Colli Franzone, G. Petrilli, G. Faggian, M. Miragoli (Verona, Pavia and Parma, IT)
- Four years of baroreflex activation therapy in advanced heart failure: 3rd long-term follow-up report of a proof-of-concept study** P2239
E. Gronda, G. Costantino, A. Alberti, B. Baronio, T. Staine, G. Grassi, G. Seravalle, E. Vanoli (Sesto San Giovanni, Milan, Monza and Milan, IT)
- The effects of haemoglobin and doxycycline in response to non-physiological shear stress in bovine and human blood** P2240
C. Robinson, I.L. Pieper, V. Kanamarlapudi (Swansea, GB)
- The predictive value of proteinuria for mortality or renal failure in patients receiving left ventricular assist devices.** P2241
R. Muslem, K. Caliskan, S. Akin, A. Constantinescu, D.A. Hesselink, G. Whitman, R.J. Tedford, A.J.J. Bogers, S.D. Russell, O.C. Manintveld (Rotterdam, NL; Baltimore, US)
- Long term outcome of different responses to cardiac resynchronization therapy** P2242
V. Marinho, J. Milner, P. Alves, M. Santos, C. Domingues, N. Antonio, M. Ventura, J. Cristovao, L. Elvas, F. Goncalves, M. Pego (Coimbra, PT)
- External validation of the models in extracorporeal membrane oxygenato (ECMO) from developing country** P2243
P. Thitivaraporn, S. Chiramongkol, K. Boonthim, W. Chiravanich, N. Pornpatrtanarak, C. Kittayarak, J. Namchaisiri, S. Singhatanadgige, P. Ongcharit, V. Benjacholamas (Bangkok, TH)
- Sex differences in implantable cardioverter defibrillator utilisation and outcomes among patients with heart failure from Asia** P2244
Y. Chia, T.H.K. Teng, E.S.J. Tan, W.T. Tay, A.M. Richards, L.H. Ling, W. Shimizu Sw Park, C.L. Hung T Ngarmukos, H.B. Liew S Zhang, C. Narasimhan B Siswanto, E.B. Reyes Cm Yu, M. Macdonald, J. Yap, I. Anand, C.S.P. Lam (Singapore, SG; Bucheon, KR; Bangkok, TH; Beijing, CN; Jakarta, ID; Hong Kong, HK; Minneapolis, US)
- Additional value of contrast-enhanced cardiac magnetic resonance imaging for patients with coronary artery disease and ejection fraction over 35% presenting with unexplained syncope** P2245
F. Outteryck, S. Boule, F. Pontana, B. Longere, A. Coisne, S. Ninni, E. Drumez, F. Brigadeau, C. Marquie, D. Klug, M. Remy Jardin, D. Lacroix (Lille, FR)
- Ventricular arrhythmias after surgical correction of post-infarction left ventricular aneurysms II - III type for M. Di Donato - L. Menicanti in patients with an ejection fraction less than 30%.** P2246
A. Kozlov, A. Gornostaev Alexander, S. Durmanov Sergey, V. Bazylev Vladlen (Penza, RU)
- Systolic dysfunction in the context of acute coronary syndrome: evaluation of events and implantation of ICD** P2247
T. Duarte, S. Goncalves, C. Sa, M. Fonseca, R. Marinheiro, R. Rodrigues, L. Parreira, F. Seixo, R. Caria (Setubal, PT)
- Relation of QRS duration to response to cardiac resynchronization therapy in patients with left bundle branch block** P2248
M. Beltrami, B. Sassone, M. Bertini, L. Padeletti (Firenze, Cento (FE) and Ferrara, IT)
- Echocardiographic characteristics predictors of delayed response with cardiac resynchronization therapy** P2249
J. Sanchez Serna, F.J. Pastor Perez, M. Navarro Penalver, J.J. Santos Mateo, E. Guerrero Perez, A.I. Rodriguez Serrano, I.P. Garrido Bravo, D.A. Pascual Figal (Murcia, ES)

- The prognostic role of NT-proBNP but not of Global Longitudinal Strain in heart failure patients receiving cardiac resynchronization therapy** P2250
 N.P.E. Kadoglou, A.G.W. De Lepper, M.C. De Kleijn, I.H.F. Herold, A.R.A. Bouwman, F.A.L.E. Bracke, P. Houthuizen (Eindhoven, NL)
- Acute effects of cardiac resynchronization therapy on left atrial size and function as assessed by conventional two-dimensional echocardiography** P2251
 S. Lupu, I. Sus, A. Mitre, R. Rudzik, I. Beke, D. Dobreanu (Tirgu-Mures, RO)
- Cardiac resynchronization therapy: what is the prognostic value of ventricular dyssynchrony by echocardiography?** P2252
 S. Guerreiro, M. Castro, J. Carmo, P. Adragao, C. Fonseca, N. Cardim, F. Macedo, D. Bonhorst (Lisbon and Porto, PT)
- Clinical and ultrasound correlates of cardiac resynchronization therapy in patients with congestive heart failure** P2253
 D. Mrikaev, E. Golukhova, T. Mashina (Moscow, RU)
- New prospects of cardiac resynchronization therapy in patients with mild heart failure** P2254
 V.A. Sujayeva (Minsk, BY)

Heart Failure Imaging

- Left atrial mechanical function in patients with non-ischemic dilated cardiomyopathy: A speckle tracking echocardiography study** P2255
 K. Wagdy, N. Faheem, A. Samaan, H.M. Badran (Aswan, Menofia and Cairo, EG)
- Impact of total ischemic time on diastolic function and left atrial volume index in patients with STEMI: late reperfusion is a major determinant of persistent diastolic dysfunction** P2256
 L. Lazzari, D. Bovelli, G. Ambrosio, E. Boschetti (Terni and Perugia, IT)
- Is reduced left atrial expansion index the best predictor of increased left ventricular filling pressures ?** P2257
 I. Hamdi, A. Belouaer, C. Hourabi, K. Houissa, H. Mahfoudhi, R. Dahmani, A. Haggui, N. Hajlaoui, D. Lahidheb, W. Fehri, H. Haouala (Tunis, TN)
- Is left atrial volume index over late diastolic mitral annulus velocity a useful parameter to predict filling pressures ?** P2258
 I. Hamdi, C. Hourabi, A. Belouaer, K. Houissa, M. Ghommidh, N. Ben Mansour, A. Haggui, N. Hajlaoui, D. Lahidheb, W. Fehri, H. Haouala (Tunis, TN)
- 2D-speckle tracking right ventricular strain to assess right ventricular systolic function in left ventricular systolic dysfunction.** P2259
 S. Mouton, H. Ridon, M. Fertin, A. Duva Pentiah, C. Goemine, G. Petyt, N. Lamblin, A. Coisne, C. Foucher-Hosseine, D. Montaigne, P. De Groote (Lille, FR)
- Enlarged left atrium and increased basal heart rate predict exercise capacity in heart failure patients** P2260
 P. Ibrahim, A. Batalli, A. Ahmeti, S.H. Elezi, M.Y. Henein, G. Bajraktari (Pristina, XK; Umea, SE)
- Left atrial size influences on left ventricular longitudinal tissue velocity** P2261
 J.H. Yoon, E.Y. Choi, P.K. Min, B.K. Lee, H.M. Kwon, J.Y. Kim, Y.W. Yoon, B.K. Hong, S.J. Rim (Seoul, KR)
- Exercise-induced atrial remodeling** P2262
 S. Smaali (Tunis, TN)
- The results of applying different algorithms for the estimation of left ventricle diastolic function in the group of patients with chronic heart failure and preserved ejection fraction** P2263
 O.A. Petrova, V.N. Larina, M.N. Alekhin (Moscow, RU)
- Cardiac sympathetic activity and ventricular dyssynchrony in patients with heart failure referred for cardiac resynchronization therapy** P2264
 K. Zavadovsky, V. Saushkin, I. Kostina, Y. Lishmanov, D. Lebedev, S. Popov (Tomsk, RU)
- Role of I23-lobenguanine myocardial scintigraphy in predicting short term left ventricular functional recovery and indication to ICD implantation after coronary revascularization** P2265
 M. Feola, M. Testa, C. Ferreri, S. Chauvie, A. Biggi (Fossano, Turin and Cuneo, IT)

99mTc-HMPAO-labeled leukocyte SPECT/CT infective endocarditis evaluation in patients with heart failure

P2266

K. Holcman, M. Kostkiewicz, W. Szot, B. Malecka, A. Zabek, K. Boczar, A. Lesniak-Sobelga, M. Hlawaty, S. Wisniewska-Smialek, P. Rubis, P. Podolec (Kraków, PL)

Biomarkers

NT-proBNP correlates with LAVi and LVMMi in patients with beta-thalassemia major

P2267

M.S.D. Dimova, B.N.K. Kanazirev, V.K. Kaleva, S.G. Gercheva, L.G. Gercheva, K.I.P. Petrova (Varna, BG)

Assessment nt-probnp in patients with chronic systolic heart failure depending of the quality of life

P2268

V. Ivanov, Y.U. Savitska, V. Maslovskiy, O. Kovalchuck (Vinnitsa, UA)

Effect of sacubitril/valsartan therapy on risk stratification biomarkers in a real-world heart failure population

P2269

M.J. Barrett, M. Hammond, S. Zhou, R. O Hanlon, P. Campbell, K. Mcdonald (Dublin, IE)

B-type natriuretic peptide and stage B heart failure in the prediction of cardiovascular events and death in hypertension.

P2270

J. Gallagher, C. Watson, S. Zhou, S. James, C. Keane, M. Ledwidge, K. Mcdonald (Dublin, IE)

Features of correlation between NT-proBNP and circadian blood pressure profile in patients with arterial hypertension and chronic heart failure with preserved ejection fraction of the left ventricle

P2271

I. Gubareva, N. Kryukov, E. Gubareva (Samara, RU)

Brain natriuretic peptide levels and renal function in the diagnosis of heart failure in the elderly

P2272

M.E. Escande, M.B. Emmanuel Beillard, N.E. Nathalie Escande Beillard (Marseille, FR; Singapour, SG)

Association of the novel cardiovascular biomarkers ST2, GDF-15, suPAR and H-FABP with clinical parameters in heart failure patients

P2273

P. Jirak, M. Lichtenauer, B. Wernly, V. Paar, I. Rohm, C. Jung, A. Yilmaz, U.C. Hoppe, P.C. Schulze, D. Kretzschmar, R. Pistulli (Salzburg, AT; Jena, Duesseldorf and Schmalkalden, DE)

Neutrophil lymphocyte ratio and risks of cardiovascular diseases: a systematic review and meta-analysis

P2274

M.S. Angkananard, D.R. Anothaisintawee, D.R. Thakkinstian (Nakhon Nayok and Bangkok, TH)

High sensitivity troponin T predicts adverse outcome in non-ischemic hypertensive heart failure

P2275

S. Ravassa Albeniz, C. Gallego, R. Querejeta, B. Lopez, K. Echegaray, A. Campbell, A. Gonzalez, A. Dominiczak, C. Delles, J. Diez (Pamplona and San Sebastian, ES; Medellín, CO; Edinburgh and Glasgow, GB)

Combined baseline and one-month changes in Big Endothelin-I and BNP plasma concentrations predict clinical outcomes in patients with left ventricular dysfunction after acute myocardial infarction

P2276

A. Olivier, N. Girerd, J.B. Michel, J.M. Ketelslegers, R. Fay, J.M. Vincent, P. Bramlage, B. Pitt, F. Zannad, P. Rossignol (Vandoeuvre-les-Nancy and Paris, FR; Brussels, BE; New York and Ann Arbor, US; Mahlow, DE)

Biomarker prognostic value in heart failure with mid-range ejection fraction

P2277

M. De Antonio, J. Lupon, J. Barallat, M. Domingo, J. Nunez-Villota, P. Moliner, E. Zamora, C. Rivas, B. Gonzalez, V. Diaz, M. Rodriguez, J. Santesmases, C. Diez-Quevedo, C. Pastor, A. Bayes-Genis (Badalona and Valencia, ES)

Multiplex cytokine profiling reveals altered cytokine patterns in patients with peripartum cardiomyopathy: correlation to recovery after 6 months

P2278

T.P. Pfeffer, M.R. Ricke-Hoch, C. Falk, M. Kasten, D. Berliner, K. Sliwa, J. Bauersachs, D. Hilfiker-Kleiner (Hannover, DE; Cape Town, ZA)

MicroRNA-423-5p levels correlate with markers of hypoperfusion and organ injury and are associated with 90-day mortality in cardiogenic shock.

P2279

T.A.J. Jantti, H. Segersvard, T. Tarvasmaki, J. Lassus, Y. Devaux, M. Vausort, K. Immonen, K. Pulkki, I. Tikkanen, P. Lakkisto, V.-P. Harjola (Helsinki and Kuopio, FI; Luxembourg, LU)

Endovascular shedding markers in patients with heart failure with reduced ejection fraction

P2280

P. Nijst, J. Cops, P. Martens, Q. Swennen, M. Dupont, W. Tang, W. Mullens (Genk and Hasselt (3500), BE; Cleveland, US)

Left ventricular function

- Clinical meaning of the ratio of brachial pre-ejection period to brachial ejection time in patients with left ventricular systolic dysfunction: a comparison with BNP** P2281
K.-H. Park, W.J. Park, S.J. Han, H.S. Kim, S.H. Jo, S.A. Kim (Anyang-Si, Gyeonggi-Do, KR)
- Impact on change of left ventricular function on long-term clinical outcome in patients with preserved ejection fraction after acute myocardial infarction** P2282
J.J. Kim, B.H. Hwang, S.W. Jang, J. Jang, C.J. Kim, Y.S. Koh, P.J. Kim, E.S. Lim, W.J. Lee, K.B. Seung, K. Chang (Seoul, KR)
- The study of drug therapy effectiveness in the correction of morphological and functional myocardium changes in patients with arterial hypertension and bronchial asthma** P2283
T.E.I. Tarlovskaya Ekaterina, A.A.O. Odegova Alla (Nizhny Novgorod and Kirov, RU)
- Diastolic myocardial dysfunction in patients with chronic heart failure due to arterial hypertension and ischemic heart disease** P2284
M.A. Osadchuk, N.P. Korzhenkov, I.N. Vasilyeva, K.S. Solodenkova (Moscow, RU)

Basic science - Poster Discussant- 10:00 - 11:00

P2285

H.H.W. Sillje (Groningen, NL); T. Kempf (Hannover, DE); J.-S. Hulot (Paris, FR); To be announced

Basic science: Cancer and cytokines

- Inhibition of cardiac lymphangiogenesis in imatinib-induced cardiomyopathy** P2286
K. Urbanek, D. Madeddu, S. Cavalli, C. Frati, A. Falco, C.A. Lagrasta, B. Lorusso, G. Mazzaschi, D. Cappetta, L. Berrino, A. De Angelis, F. Quaini (Naples and Parma, IT)
- New role of EPAC in the Anthracyclines-induced cardiotoxicity** P2287
M. Ribeiro, M. Mazevet, M. Laudette, B. Crozatier, F. Lezoualc'h, J. Chen, J.-P. Benitah, A.-M. Gomez, C. Lemaire, E. Morel (Chatenay-Malabry and Toulouse, FR; La Jolla, US)
- Doxorubicin inhibits protective autophagy through a PI3Kgamma/Akt/Ulk1 pathway downstream of TLR-9** P2288
A. Ghigo, M. Li, V. Sala, N. Pianca, S. Sciarretta, F. Morello, M. Sandri, T. Zaglia, M. Mongillo, E. Hirsch (Turin, Padova and Latina, IT)
- Galectin-3 inhibition prevents cardiac dysfunction in murine experimental type 3 cardio-renal syndrome** P2289
M. Prud'homme, M. Coutrot, M. Genest, S. Kinugasa, S. Placier, E. Polidano, R. Merval, J.-M. Launay, C.E. Chadjichristos, M. Legrand (Paris, FR)
- Role of Galectin 3 in acute renal disease.** P2290
M. Genest, M. Prud'homme, S. Kinugasa, S. Placier, J.-L. Samuel, M. Legrand, C.-E. Chadjichristos (Paris, FR)
- RAAS genetic polymorphism and glomeruli filtration reduction in patients with chronic heart failure** P2291
S.U. Volkova, K.A. Tomashevich, E.U. Efanov (Tyumen, RU)
- PI3Kgamma inhibition rescues mice from acute cardiac contractile dysfunction and sudden death caused by calcineurin inhibitors** P2292
B. Ndongson Dongmo, L.R. Moltzau, K.W. Andressen, M. Baretta, M.V. Cosson, A. Ghigo, M. Brodhun, E. Hirsch, R. Bauer, F.O. Levy (Oslo, NO; Jena and Erfurt, DE; Turin, IT)
- Role of matrix metalloproteinase-2 isoforms in diabetic heart** P2293
H.W. Lee, S.J. Lee, M.Y. Lee, S.H. Song, J.H. Ahn, J.S. Park, J.H. Oh, J.H. Choi, H.C. Lee, K.S. Cha, T.J. Hong, M.H. Park (Busan, KR)
- The role of BNP on adipose tissue adaptations promoted by left ventricular chronic pressure overload** P2294
N.G. Goncalves, C. Moura, A.F. Silva, P.G. Rodrigues, G. Conceicao, M.F. Santos, R. Roncon-Albuquerque, A.F. Leite-Moreira, I. Falcao-Pires (Porto, PT)
- Effects of ranolazine in a model of doxorubicin-induced left ventricle diastolic dysfunction** P2295
D. Cappetta, K. Urbanek, G. Esposito, R. Coppini, E. Piegari, L.P. Ciuffreda, L. Santini, F. Rossi, L. Berrino, A. De Angelis (Naples and Florence, IT)

- Allogeneic amniotic membrane-derived mesenchymal stem cell therapy is cardioprotective, restores myocardial function, and improves survival in a model of anthracycline-induced cardiomyopathy** P2296
 A. Giraldo, J. Talavera, M.J. Fernandez-Del-Palacio, C. Mico Valls, E. Garcia-Navarro, N. Marin, J.M. Moraleda, G. Brooks (Reading, GB; Murcia, ES)
- MicroRNA-155 promotes LPS-induced myocardial NO overproduction and amplifies cGMP-PKG signaling pathway by targeting CD47** P2297
 F. Vasques-Novoa, R. Cerqueira, C. Quina-Rodrigues, S. Ribeiro, R. Soares-Dos-Reis, F. Goncalves, T.L. Laundos, D.S. Nascimento, A.F. Leite-Moreira, R. Roncon-Albuquerque Jr (Porto, PT)
- Altered expression of thyroid hormone biosynthesis machinery in the ischemic heart. Potential role of epigenomics** P2298
 E. Rosello-Lleti, C. Gil-Cayuela, E. Tarazon, A. Ortega, F. Lago, J.R. Gonzalez-Juanatey, L. Martinez-Dolz, M. Rivera, M. Portoles (Valencia and Santiago de Compostela, ES)
- Effects of streptozotocin-induced type I diabetes mellitus on the pacemaker of the heart** P2299
 Y. Zhang, Y.W. Wang, Y. Joseph, A.Q. Mohammed, X. Cai, N. Gardiner, F.C. Howarth, H. Dobrzynski (Manchester, GB; Al-Ain, AE)
- Maternal overnutrition programs cardiac dysfunction independently of post-natal diet in mice** P2300
 E. Loche, H.L. Blackmore, A.A.M. Carpenter, D.S. Fernandez-Twinn, J. Beeson, T.J. Ashmore, A. Pinnock, S.E. Ozanne (Cambridge, GB)

Basic science - Animal experimentation

- Cobalamin and folate protect mitochondrial oxidative capacity and contractile function in myocardial dysfunction** P2301
 J. Piquereau, M. Moulin, M. Moulin, G. Zurlo, G. Zurlo, P. Mateo, P. Mateo, M. Gressette, M. Gressette, J.-L. Paul, J.-L. Paul, C. Lemaire, C. Lemaire, R. Ventura-Clapier, R. Ventura-Clapier, V. Veksler, V. Veksler, A. Garnier, A. Garnier (Chatenay-Malabry and Paris, FR)
- Cardiac compliance is acutely modulated through cGMP-PKG signalling** P2302
 A.M. Leite Moreira, J. Almeida-Coelho, J.S. Neves, N. Hamdani, W.A. Linke, I. Falcao-Pires, A.P. Lourenco, A.F. Leite-Moreira (Porto, PT; Bochum, DE)
- Endothelium-derived C-type natriuretic peptide regulates blood pressure through the maintenance of endothelial function** P2303
 K. Kuwahara, K. Nakao, T. Nishikimi, Y. Nakagawa, H. Kinoshita, T. Tokudome, N. Minamino, T. Kimura, K. Kangawa, K. Nakao (Matsumoto, Kyoto and Osaka, JP)
- Pharmacological inhibition of microRNA-132 effectively reverses myocardial infarction-induced heart failure in small and large animal models** P2304
 A.E. Foinquinos Marin, J. Fiedler, J. Remke, K. Zimmer, A. Just, M. Gyongyosi, S. Batkai, T. Thum (Hannover, DE; Vienna, AT)
- Regulation of beta adrenoceptor evoked inotropic responses by inhibitory g protein, adenylyl cyclase isoforms 5 and 6 and phosphodiesterases** P2305
 M.V. Cosson, H.G. Hiis, F.O. Levy, K.A. Krobert (Oslo, NO)
- Angiotensin 1-7 blunts in vitro induced acute heart failure.** P2306
 V. Cobet, L. Tacu, E. Cobet, V. Rotaru, L. Ciobanu, A. Rotaru (Chisinau, MD; Cambridge, US)
- Bioenergetic properties of inotropic drugs** P2307
 A. Dietl, M. Kohlhaas, D. Puetz, A.G. Nickel, C. Maack (Homburg, DE)
- Potential role of the Nav1.5 sodium channel in cardiopulmonary remodeling in a context of heart failure following myocardial infarction in mice.** P2308
 A. Fonteneau, E. Amosse, B. Jagu, A. Carcouet, A. Hivonnais, T. Le Tourneau, F. Charpentier, G. Toumaniantz (Nantes, FR)
- Expression of angiotensin in myocardial infarction: relationship with ki-67 expression and the vascular endothelial growth factor.** P2309
 A. Tsiapis, A.M. Athanassiadou, E. Petrou, D. Miliopoulos, A. Gkouziouta, P. Athanassiadou (Athens, GR)

POSTER SESSION 4

- NTU-B alleviates fibroblasts activation during cardiac remodeling** P2310
H.-C. Ku (Taipei, TW)
- RDX7675 reduces intestinal potassium absorption to a greater extent than patiromer or sodium polystyrene sulfonate in mice** P2311
J.P. Davidson, C. Dowd, A.J. King, P. Kumaraswamy, J.S. Caldwell, R.C. Blanks, J.W. Jacobs (Fremont, US)
- The efficiency of growth hormone in pts with heart failure due to dilated cardiomyopathy** P2312
I.A. Tsoy, T.A. Abdullaev, Y.R. Akhmatov (Tashkent, UZ)

Basic science - Biomarkers

- ProBNP glycosylation at T71 directly inhibits plasma furin activity and modulates plasma levels of furin targets in heart failure** P2313
H. Nogue, J.M. Launay, N. Vodovar (Paris, FR)
- Transcriptomic profile of c-type natriuretic peptide in an in vitro model cell line after exposure to tuscany sangiovese grapevine juice** P2314
B. Svezia, M. Cabiati, E. Bertolini, V. Lionetti, M.E. Pe', S. Del Ry (Pisa, IT)
- Amyloid light chain increases brain natriuretic peptide (BNP) expression and induces oxidative stress response in cardiomyocytes** P2315
S.J. Tam, L. Li, M. Renz, P.J. Dolan, T. Nijjar, E. Goldbach, G.G. Kinney, W. Zago (South San Francisco, US)
- Natriuretic peptide receptor c - could it be the next therapeutic target in heart failure?** P2316
K. Kodziszewska, P. Leszek, B. Sochanowicz (Warsaw, PL)
- Cardiac expression of Gal-3, GDF-15 and TIMP1, but not their plasma levels, are related to cardiac function; a heart failure biomarker lesson from mice** P2317
H.H.W. Sillje, W. Du, R.A. De Boer (Groningen, NL)

SEARCH
by keywords

NEWS

CREATE
your personal
programme

ACCESS
your final programme,
maps, speakers...

VOTE
& ask
questions



The congress at your fingertips!

**Search for 'Heart Failure 2017'
in App Store® / Google play**



The Heart Failure 2017 Mobile App is supported by SERVIER in the form of an unrestricted educational grant.

INDEX



Chairpersons & Judges.....	Page 206 to 207
Speakers.....	Page 208 to 210
Authors.....	Page 211 to 263

Chairpersons & Judges

Page Number

A

Abraham W.T.: 32, 131, 141
Adamopoulos S.: 88
Aissaoui N.: 94
Alibert V.: 23
Altenberger J.: 73, 129
Ambrosio G.: 22
Anderson A.S.: 31
Anker S.D.: 30, 32, 35, 85, 87
Anker M.S.: 139
Arrigo M.: 145

B

Balligand J.L.: 27, 134
Baudry G.: 183
Bauersachs J.: 76, 83
Bax J.J.: 38
Bayes Genis A.: 25, 131
Bettex D.: 33, 37
Bocchi E.A.: 187
Boehm M.: 79, 139
Boletis J.: 136, 147
Bonnefoy-Cudraz E.: 137
Boyne J.: 77
Braunwald E.: 75, 92
Brunner-La Rocca H.P.: 150
Brutsaert D.L.: 151, 184
Bueno H.: 188

C

Casadei B.: 88
Celutkiene J.: 136, 185
Charron P.: 76
Cho M.C.: 131
Chopra V.: 35
Clarke K.: 36
Cleland J G F.: 85
Coats A.J.S.: 30, 37, 39, 77, 83, 92, 136, 141
Cohen-Solal A.: 34, 83, 86
Cosentino F.: 75
Costanzo M.R.: 22, 94, 137
Cowie M.R.: 27, 32, 84, 140, 148
Crespo-Leiro M.G.: 88, 138, 150

D

Damman K.: 78, 143
Damy T.: 22, 83
Danchin N.: 84
Dangas G.D.: 96
De Boer R.A.: 76
De Courcey J.: 77
De Keulenaer G.W.A.: 82
Desai N.: 188
Di Somma S.: 24
Dickstein K.: 144
Donal E.: 72, 128

E

Ekman I.: 77, 88
Emdin M.: 133, 143

F

Fauconnier J.: 145
Fernandez F.: 78, 151
Filippatos G.S.: 22, 35, 85, 87, 92, 131, 142
Flammer A.: 71
Fraczek-Jucha M.M.: 127
Frustaci A.: 138

G

Gauthier J.: 23
Gayat E.: 38, 94
Germain S.: 88, 138
Girerd N.: 135
Gomez J.E.: 144
Grapsa J.: 21
Greenberg B.H.: 22,
Guedj-Meynier D.: 35
Gustafsson F.: 73, 129, 151

H

Harjola V.P.: 73, 129
Heinzel F.R.: 23, 82, 94
Helms T.M.: 140
Hernandez F.: 137, 150
Heymans S.: 151

Hilfiker-Kleiner D.: 88
Hindricks G.: 38, 81
Hoes A.W.: 81
Hulot J.S.: 132, 134

I

Iacoviello M.: 74
Isnard R.: 89

J

Jaarsma T.: 77
Jankowska E.A.: 39, 93
Januzzi J.: 33, 144
Jessup M.: 38, 138, 143
Jourdain P.: 35, 129, 133

K

Karason K.: 73, 129
Khanoyan P.G.: 38
Kindgen-Milles D.: 73, 129
Kivikko M.: 73, 129
Kober L.: 37
Komajda M.: 32, 75

L

Lainscak M.: 79, 143
Lairez O.: 72, 128
Lam C.S.P.: 80, 137
Laribi S.: 76
Le Heuzey J.Y.: 82
Leclercq C.: 85, 140
Logeart D.: 132
Longobardi F.: 129
Lopatin Y.M.: 145, 147
Lund L.H.: 83, 88, 132
Lunde I.G.: 23, 36
Lyon A.R.: 81, 93

M

Maack C.: 136, 143
Maggioni A.P.: 75, 149
Maisel A.: 94
Malfatto G.: 73, 129

Masip J.: 185
 McDonagh T.A.: 26, 38, 82, 136
 McDonald K.: 129
 McMurray J.J.V.: 29, 84, 144
 Mebazaa A.: 22, 26, 29, 40, 188
 Meder B.: 88
 Mehra M.: 83, 93
 Melenovsky V.: 145
 Metra M.: 87, 131
 Milicic D.: 132, 184
 Mouquet F.: 93
 Mueller C.E.: 28, 74
 Mullens W.: 38, 86, 185

N
 Nieminen M.S.: 150
 Noutsias M.: 138

O
 O'Connor C.: 87, 143
 Oliva F.O.: 73, 129

P
 Papp Z.: 36, 73, 88, 129
 Parissis J.T.: 73, 76, 81, 129
 Pedrazzini T.: 27
 Petrie M.: 30, 80, 93
 Pfister O.: 187
 Piepoli M.F.: 37, 145, 184
 Pleske B.: 75
 Pina I.: 27
 Pinto F.J.: 82, 149, 185
 Pitt B.: 26, 30, 80, 131, 142, 148
 Placido R.: 28
 Platz E.: 89
 Poelzl G.: 73, 129
 Ponikowski P.: 26, 37, 86, 92
 Price S.: 24

R
 Radovits T.: 25
 Rapezzi C.: 76
 Richards M.: 33, 131

Riley J.: 143
 Rosano G.M.C.: 37
 Rossignol P.: 145
 Roubille F.: 27
 Rua C.: 74
 Rudiger A.: 39
 Ruschitzka F.: 31, 35, 40, 75, 88, 91,
 131, 142, 149, 188
 Rutten F.H.: 34, 144

S
 Sattar N.: 91
 Seferovic P.: 37, 40, 83, 93, 131, 143,
 188
 Shah A.M.: 88, 138
 Shimokawa H.: 185
 Sionis A.: 81
 Sliwa-Hahnle K.: 82
 Spaulding C.S.: 96
 Sulaiman K.J.: 78, 147
 Swedberg K.: 80, 87, 143, 149

T
 Tavazzi L.: 87, 150
 Thore V.: 27
 Tocchetti C.G.: 39
 Tolppanen H.E.V.: 77, 127
 Trochu J.N.: 34, 185
 Tschoepe C.: 73, 90, 129, 132
 Tsutsui H.: 93

U
 Uriel N.: 72, 128

V
 Vahanian A.: 31
 Van Der Meer P.: 135
 Van Hees D.: 72, 128
 Van Laake L.W.: 39, 88, 94
 van Veldhuisen D.J.: 86, 132, 184
 Vergaro G.: 37, 71
 Vodovar N.: 36
 Voors A.A.: 140, 148

W
 Wallner M.: 39
 Warner Stevenson L.: 37, 150
 Welch SP.: 77, 90
 Williams S.G.: 141

Y
 Yancy C.: 81

Z
 Zannad F.: 33, 84, 142, 144

A

Abou Hassan O.: 824
 Abraham W.T.: 115, 116, 76
 Aissaoui N.: 773
 Alitalo K.: 205
 Allen S.: 774
 Altay H.: 59
 Anaya Quesada C.: 60
 Anderson A.S.: 102, 98
 Angermann C.E.: 1505
 Anker S.D.: 1413, 1414, 1471, 1477, 1580, 207, 671
 Araujo P.M.: 2092
 Ardehali H.: 1514
 Arrigo M.: 1517, 69
 Ashrafian H.: 168
 Assmus B.: 786
 Avila M.D.: 712

B

Backs J.: 2099, 751
 Bajoras V.: 2095
 Balligand J.L.: 686
 Banerjee P.: 54
 Battistoni I.: 1546
 Baudry G.: 866
 Bauersachs J.: 859
 Bayes Genis A.: 145
 Beauvais F.: 80
 Beley N.: 707
 Ben Gal T.: 1440
 Benitah J.-P.: 1370
 Bettex D.: 678
 Bocchi E.A.: 722
 Bodez D.: 1487, 1488
 Boehm M.: 1516, 1552, 183, 717, 718
 Bories M.C.: 200
 Boulet J.: 178
 Bouleti C.: 1417, 142
 Brakenhielm E.: 1444, P2003
 Braunwald E.: 1583, 809, 837, 842
 Brunner-La Rocca H.P.: 1509
 Brutsaert D.L.: P611
 Bueno H.: 141
 Burnett Jr.J.C.: 1424, 682, P2003
 Butler J.: 1478, 155, 19

C

Caforio A.L.P.: 1435
 Cardinale D.: 738
 Carpentier A.: 747, 807
 Casadei B.: 740
 Cecchetto A.: 715
 Celutkienė J.: 1419, 1569
 Charron P.: 171, P2003
 Chioncel O.: 1356, 191, 193
 Cho J.Y.: 180
 Chollet G.: 79
 Christodorescu R.M.: 1550
 Chue C.D.: 706
 Citro R.: 2058
 Clark A.L.: 1515, 208
 Clarke K.: 750
 Cleland J.G.F.: 133, 135, 1557, 1559, 194, 2043, 687
 Coats A.J.S.: 1410, 1412, 2063, 689, 776
 Cohen-Solal A.: 137, 149, 72, 779, 783
 Cooper L.: 1436
 Coquerel N.: 165
 Cosentino F.: 793, 795, 797
 Costa J.: 2089
 Costanzo M.R.: 1484, 1508
 Covaliov A.: 2094
 Cowie M.R.: 123, 125, 1462, 1554, 766, 770, 792, 869
 Crespo-Leiro M.G.: 1373, 2047, 752

D

Dall C.: 2097
 Damman K.: 1431
 Damy T.: 1488, 674
 Danchin N.: 765
 Dangas G.D.: 1352
 Daubert J.C.: 744
 De Boer R.A.: 110, 1511, 1585, 720
 de Groote P.: 1415, 166
 De Keulenaer G.W.A.: P611
 De Vecchis R.: 831
 Del Prado Diaz S.: 1409
 Desai N.: 109
 Dhakal B.P.: 1549

Di Biase L.: 742
 Di Somma S.: 1428
 Dickstein K.: 195, 801
 Doehner W.: 2062
 Donal E.: 118, 121, 1494
 Dorent R.: 199
 Dornberger V.: 1403

E

Eltchaninoff H.: 745
 Enseleit F.: 66

F

Farmakis D.T.: 736
 Fauconnier J.: P611
 Felix-Oliveira A.: 708
 Felker G.M.: 185
 Ferreira V.M.: 1434
 Ferretto S.: 826
 Filippatos G.S.: 1481, 1485, 775, 843, 848
 Flammer A.: 1441, 1496
 Fox K.A.A.: 767
 Fraczek-Jucha M.M.: 862
 Freitas P.: 714
 Fujii Y.: 61

G

Gackowski A.: 1492
 Galat A.: 1488
 Galinier M.: 167
 Galyavich S.: 1450
 Garcia-Pavia P.: 675
 Gasparini M.: 741
 Germain S.: P1292
 Ghadri J.R.: 2057
 Gheorghiadu M.: 157
 Gilotra N.: 111
 Girerd N.: 1495, 152
 Goeminne C.: 201
 Gomes A.C.: 1407
 Gonzalez Carta K.: 212
 Gorelik J.: 1371
 Grapsa J.: 729
 Grasso C.: 120, 121
 Greenberg B.H.: 768
 Gronda E.: 114, 116

Groop P.-H.: 1463, 1553, 1554
 Gummert J.F.: 1375
 Gustafsson F.: 1439, 676
 Gwizdala A.: 1491, 1492

H

Haissaguerre M.: 746
 Harjola V.-P.: 1357, 190, 856
 Hassanein M.M.: 124
 Helms T.M.: 1455
 Hernandez-Montfort J.A.: 181
 Heymans S.: 21, 84
 Hilfiker-Kleiner D.: 82
 Hill L.M.: 2102, 793, 795, 797
 Hindricks G.: 75
 Hoes A.W.: 850
 Huelsmann M.: 835
 Hulot J.-S.: P2285
 Hyde Congo K.: 2098

I

Inomata T.: 853
 Ishihara S.: 1489, 1490
 Ismail T.F.: 1448
 Isnard R.: 24, 25

J

Jaarsma T.: 804
 Jankowska E.A.: 1512, 2049, 70, 863, 865, 867
 Januzzi J.: 1574
 Jeon E.-S.: 1361
 Jerez Castro A.M.: 1501
 Jessup M.: 1376, 839, 841
 Jhund P.S.: 150
 Jourdain P.: 81
 Juilliere Y.: 78

K

Kaluzna-Oleksy M.I.: 1454
 Kato N.P.: 1489, 1490
 Katsytadze I.: 1542
 Kempf T.: 1513, P2285
 Kercheva M.: 1406
 Keren A.: 1499
 Khanoyan P.G.: 27
 Kober L.: 1556, 1558, 99

Koehler F.: 77
 Komajda M.: 122, 790
 Konstantinides S.V.: 186, 2055
 Kosiborod M.: 1468, 1469
 Kotecha D.: 64, 851
 Krivickiene A.: 1545

L

Labrousse L.: 1472, 1474
 Lacampagne A.: 1581
 Lainscak M.: 147, 1579, 206, 716, 718
 Lam C.S.P.: 1367, 1552, 731, 769, 780
 Lapinskas T.: 1447
 Laribi S.: 1571
 Lassus J.: 1420, 732, 874
 Latib A.: 1473, 1474, 162
 Laufs U.: 2060
 Leandro da Silva Souza S.: 55
 Leclercq C.: 1459, 771
 Lee J.-H.: 1402, 1451
 Leprince P.: 1577
 Lepshokova M.K.H.L.: 58
 Levy P.: 868
 Linde C.: 196, 65
 Linz D.: 871
 Logeart D.: 163, 2042
 Loizos S.: 1445
 Lopaschuk G.D.: 748, P1292
 Lopatin Y.M.: 124, 727
 Louch W.: 1369
 Luedde M.: 1504
 Lund L.H.: 1476, 1575, 184, 2048, 806
 Lunde I.G.: P1292
 Lyon A.R.: 1586, 202, 2059, 863, 865, 867

M

Maack C.: 1411, 1412, 1584, 172, 85
 Magana Serrano J.A.: 1498
 Maisano F.: 1354, 1570, 189
 Maisel A.: 1425, 1510
 Manka R.M.: 22
 Margonato A.: 124
 Marocco A.: 1452
 Marwick T.H.: 1493
 Marx N.: 683

Masip J.: 191, 193
 Massot M.: 2096
 Mbakwem A.: 858
 McDonagh T.A.: 1414, 2054, 753
 McDonald K.: 794
 McMurray J.J.V.: 104, 105, 107, 108, 1464, 1466, 1467, 1554, 73, 760, 761, 833, 838, 840
 Mebazaa A.: 104, 107, 1360, 733, 799, 845, 847
 Meder B.: 170
 Mehra M.: 1374, 1437, 191, 193, 808
 Mendez Fernandez A.: 828
 Merlini G.: 677
 Metra M.: 1482, 154, 16, 688
 Milicic D.: 2051, 2104, 681
 Miranda A.: 211
 Mittal S.: 160
 Moeckel M.: 2100
 Mohan J.C.: 159
 Morales Murillo R.: 2093
 Morgado J.: 825
 Moro C.: 749
 Mouquet F.: 26
 Mueller C.E.: 1427, 153, 87, P2003
 Mullens W.: 1355, 1430, 785
 Muntendam P.: 719
 Musa T.A.: 176

N

Napp L.C.: 1404
 Neagoe A.M.: 1543, 1547
 Nieminen M.S.: 1358
 Nihoyannopoulos P.: 1351, 1567
 Nossikoff A.: 1449
 Nowak B.: 1488

O

O'Connor C.: 187
 Omerovic E.: 2056, 83, P1292
 Omondi A.: 1405

P

Pachirat O.: 63
 Packer M.: 1359, 788, 844, 846
 Papadopoulos K.: 709
 Parissis J.T.: 1416, 2053, 2103

Park S.H.: 2091
 Pastor Pueyo P.: 177
 Patwala A.Y.P.: 772
 Peacock W.F.: 1572
 Pela G.: 827
 Pellegrini D.: 710, 711
 Perera D.: 1563, 1565
 Petrie M.: 789
 Pfeffer M.: 668, 791
 Pfister O.: 793, 795, 797
 Piepoli M.F.: 1517, 2046, 802
 Pieske B.: 158, 728
 Pillot M.: 28
 Pina I.: 192
 Piotrowicz E.: 803
 Pitt B.: 1475, 1479, 1551, 685, 778, 872
 Placido R.: 1422, 87
 Platz E.: 151
 Ponikowski P.: 113, 116, 1368, 1483, 1568, 68, 782, 784, 800
 Prasad S.: 1497
 Price S.: 680
 Priori S.G.: 100

R

Rachieru A.: 1544
 Radulescu C.I.: 713
 Ravasel A.: 1548
 Reyes E.: 124
 Rial Baston V.: 829
 Richards M.: 1507
 Rico Mesa J.S.: 209
 Riley J.: 146, 74
 Ristic A.D.: 2052
 Rosano G.M.C.: 1500, 2101, 723, 849
 Rosenhek R.: 1353
 Rossignol P.: 796, 873
 Roubille F.: 191, 193
 Rozanska M.: 1408
 Rudiger A.: 734
 Ruhparwar A.: 1576
 Ruschitzka F.: 117, 121, 1432, 1481, 1485, 1486, 1506, 1555, 1560, 763, 832, 834
 Rutten F.H.: 144

S

Sachse F.B.: 1372
 Saldarriaga C.I.: 124
 Sato N.: 1429, 855
 Schultheiss H.P.: 23
 Seeburger J.: 119, 121
 Seferovic P.: 20, 666
 Seo J.-S.: 2090
 Sequeira V.: 169
 Seronde M.-F.: 679
 Shiekh I.: 1453
 Shin S.-H.: 62
 Siasos G.: 1443
 Sievert H.: 161
 Sillje H.H.W.: P2285
 Silver M.: 1503
 Sionis A.: 18
 Sliwa-Hahnle K.: 753, 860
 Solomon S.: 1366, 138, 673, 798
 Sotomi Y.: 1489, 1490
 Sperzel J.: 1457
 Starling R.C.S.: 857
 Stauffer B.: 777
 Stoerk S.: 1458
 Straburzynska-Migaj E.: 1492
 Stromberg A.: 71, 805
 Suter T.M.: 739
 Swedberg K.: 1561, 1566, 726

T

Taddei S.: 852
 Taegtmeier H.: 203
 Taniguchi T.: 1489, 1490
 Teerlink J.R.: 106, 107, 156, 684, 833
 Thum T.: 1442
 Tiau P.: 57
 Timmermans P.H.T.: 1541
 Tocchetti C.G.: 737
 Tolpanen H.E.V.: 2044, 689, 864
 Tousoulis D.: 1426
 Trepa M.: 179
 Triposkiadis F.K.: 672
 Trochu J.-N.: 198, 875
 Tschoepe C.: 1433
 Tsui S.L.: 1438, 1578
 Tsutsui H.: 793, 795, 797

U

Uchmanowicz I.: 1492
 Udelson J.E.: 112, 721
 Uriel N.: 787

V

Vahanian A.: 117, 121
 Van Der Meer P.: 134, 135, 1414, 1502, 762, 861
 Van Laake L.W.: P1292
 van Veldhuisen D.J.: 781
 Vardas P.E.: 667
 Vasylenko O.: 830
 Velazquez E.J.V.: 1562, 1564
 Veltmann C.: 1456
 Vergaro G.: 1446, 724
 Vergely C.: 204
 Von Haehling S.: 1582, 17
 Voors A.A.: 136, 1365, 1421, 1461, 1554, 1573, 182

W

Warner Stevenson L.: 86
 Webber M.: 210
 Westenbrink B.D.: P2003
 Williams S.G.: 1465, 1467, 1469, 1470
 Windecker S.: 669
 Witham D.J.: 56

Y

Yancy C.: 197, 854
 Yilmaz M.B.: 140, 188, 2061

Z

Zannad F.: 101, 132, 135, 1480, 670, 743, 760, 764
 Zores F.: 164

- A**
- Aamodt I.T.: 691, P456
 Aasum E.: 34
 Abad Ortega J.M.: P294
 Abardazzou A.: P2226
 Abashidze R.: P1286
 Abazaj A.: P1073
 Abbate A.: 1533
 Abbolito S.: P1901
 Abdellatif M.: P2021
 Abdeselam-Mohamed N.: P1059
 Abdin A.: 1538
 Abdul Rahman E.: P1830
 Abdullaev T.: P1164, P1668, P967,
 P1064, P1730, P2312, P267, P374
 Abdullaeva C.H.: P951
 Abe R.: P1894
 Abel E.D.: P2026
 Abellan Huertas J.: P258
 Abellana R.: P350
 Abellas Sequeiros R.A.: P1139, P1842,
 P452, P453
 Abi Chacra M.: P966
 Abid D.: P1820, P503
 Abid L.: P1820, P1973, P2163, P503
 Abid Saidi A.H.S.: P549
 Ablasser K.: P1879, P282
 Abood M.: P1287
 Abou-Jhok Casas C.: P1634, P1638
 Abouzaki N.: 1533
 Abouzobeida S.M.: P1659
 Abraham M.: P2213, P2214
 Abraham W.T.: P1859, P1855
 Abramov M.L.: P474
 Abrashev R.: P1666
 Abreu G.: P1754, P1961, P218
 Abreu L.: P1977, P234, P539, P584,
 P596, P988
 Abreu L.U.I.S.: 1539, P2112, P1721
 Abrosimov V.N.: P1239
 Absi D.: 1597
 Abu E.: P1782
 Abu Shqara H.: P1606
 Abud J.: 1597
 Abugue L.: P342
 Abu-Mokh I.: P1872
 Acar R.D.: 1599, P1599
 Achouba A.: P1670
 Acosta A.: P1753, P263, P478
 Acquaro G.: P1302
 Adalsteinsdottir B.: P368
 Adam T.: P520
 Adamek M.: P1023
- Adamlje A.: P1952
 Adamo F.: P1756
 Adams D.: 89
 Adams V.: P1242, P623, P626
 Adamyant K.G.: P1704
 Adler Y.: P1947, P558
 Adnan K.: P301
 Adoh A.: P1992
 Adoubi K.A.: P1992
 Adragao P.: P2252
 Adrian Lescano A.L.: P1246
 Adsett J.: P971
 Adsuar-Gomez A.: P1909
 Afanasiev B.: P1995
 Afanasiuk O.: P1038
 Afonin V.: P1296
 Afonso J.: P2219
 Afonso T.R.: P1190
 Afsar H.: P591
 Aftanski P.: P387, P401
 Agacdiken Agir A.: P1714
 Agafonova Tatyana A.T.: P2161
 Agalbalto C.: P573
 Agar D.: P2135, P228
 Ageev F.T.: P1284
 Ageeva K.A.: P1239
 Agewall S.: P1168, P2108
 Aggelopoulos P.: P1010, P1691, P2171,
 P980
 Aghakhani N.: P1921
 Agir A.A.: P1817
 Agis H.: 757
 Agnello L.: P1204
 Agnoletti D.: P414
 Agostinho J.: P1629, P2122, P2123,
 P2225, P1827, P315
 Agoston-Coldea L.: P1737
 Agostoni P.: 1595, P436, P559, P573
 Agostoni P.G.: P1812
 Agra Bermejo R.: P1634, P1638, P928,
 P1864, P453, P1648, P1709, P487, P917
 Agra R.M.: P241
 Agren S.: P534
 Agudelo A.M.: P1794, P336, P946
 Agudelo J.F.: P2235
 Aguiar C.A.: P2138
- Aguiar J.: P1013, P217, P2211, P408, P421
 Aguiar-Ricardo I.: P2123
 Aguilar E.: P543
 Aguilhon S.: P1303
 Agullo A.: P319
 Ahmad F.: P1830
- Ahmad S.: P546
 Ahmadov K.: 1600
 Ahmed A.: P292
 Ahmed W.: P1135
 Ahmeti A.: P1026, P1244, P1674, P2260
 Ahn J.H.: P2293, P904
 Ahn M.S.: P1315, P314
 Ahn S.: P1170
 Aimo A.: 1521, P1717, P276, P497
 Ainhoha Robles Mezcua A.R.M.: P352
 Aissou L.: P531
 Aizawa N.: P1951
 Ajalbert G.: P1305
 Ajam S.: P973
 Ajam T.: P973
 Ajuluchukwu J.N.A.: P1251
 Akbal O.Y.: 1599, 1599
 Akcay Ayyildiz F.: P1234
 Akchurin R.S.: P2012
 Akel T.: P1067
 Akgullu C.: P363
 Akhmatov Y.R.: P1730, P2312
 Akilli A.: 2085
 Akin M.: P438
 Akin S.: P1148, P2241
 Akiyama E.: 884, P1603, P2105, P222,
 P912, P913
 Akodad M.: P1303
 Akpek M.: P363
 Akrouf M.: P2163
 Aktas M.: P1817
 Akyuz A.: P275
 Al Ali L.: P580
 Al Dakhou S.: P1165
 Al Naser Z.A.: P1659
 Alabed S.: P1165
 Alameen A.: P1810, P1810
 Albani S.: 889
 Albat B.: P1854
 Alberty A.: P2239
 Albertsson P.: P226, P934
 Albina G.: P1753
 Albino-Teixeira A.: P2219
 Albrecht-Kuepper B.: P2009
 Albuquerque A.: P450
 Albuquerque D.: P339, P1219, P1923
 Alegria S.: P1083, P1252, P1863, P1956,
 P1962, P1967, P1970, P2229
 Alejandra Ferro A.F.: P1246
 Alekhin M.N.: P2263
 Aleksandrova E.A.: P1904
 Aleksandrova S.A.: P2165
 Alekseev D.G.: P2014

- Alekseeva P.A.: P629
 Alemzadeh-Ansari M.J.: P2179
 Aleo G.: 695
 Alessandri M.: P2106
 Alexandrova A.: P1898
 Alexandrova S.A.: P402, P391
 Alexopoulos D.: P1211
 Alfarano M.: 1531
 Alfarano M.A.: P1076
 Alfieri O.: 1389
 Al-Habbaa A.: P1288
 Alhafez B.: P1631
 Alharbi K.A.: P986
 Ali A.: P1890, P390
 Ali D.: P1810, P1810
 Ali Lahmar H.M.: P248
 Alimehmeti I.: P1874
 Aline Fraga A.F.: P2038
 Alison J.: P445
 Aliti G.: P1846
 Aliti G.B.: P1228, P624
 Alitoit I.: P1639, P1891
 Alizadehasl A.: P2179
 Alkharasani M.: P1659
 Alkhateeb M.: P959
 Al-Kindi S.G.: P1151, P1748
 Allahverdiyeva S.: P2169
 Allan Kardec Nogueira De Alencar A.: P2038, P2040
 Allcock L.: P272
 Allen J.: 33
 Allen M.E.: 813
 Aller-Fernandez V.: P1144
 Allocco J.: P643
 Allut Garcia J.L.: P1864
 Allwaim M.A.: P1659
 Almallah M.: P292
 Almeida A.: P1772, P2225, P396
 Almeida A.R.: P1252, P1967, P1970, P1083, P1765, P1767, P1786, P1787, P1863, P1956, P1962, P383
 Almeida A.G.: P1827, P315
 Almeida I.: 2065, P1977, P214, P483, P539, P584, P596
 Almeida I.: 1539, P1721, P2112
 Almeida J.: P1022, P1124, P333, P440, P443
 Almeida M.: P952
 Almeida-Coelho J.: P2302
 Almela Alcaide P.: P2111
 Almenar Bonet L.: P1957, P1966, P466, P579, 1587, 1589, 1598
 Almendros I.: P1313
 Al-Mohammad A.: P272, P954
 Alonso E.: 53
 Alonso Ladreda A.: 95, P1191
 Alonso-Briales J.H.: P1128, P1129, P1153, P1826, P1856, P2227
 Alpsoy S.: P275
 Alqaseer M.M.: P1659
 Al-Refaie N.: 2071
 Al-Sarie M.: P220
 Alsaud A.: P1810
 Altamirano M.: P1625
 Altay H.: P1673, P293
 Altimir S.: 816, P1033, P1823
 Altin C.: P1673
 Altinbas M.E.: P1654, P1808, P2209
 Altynbaeva E.N.: P268
 Alunni Fegatelli D.: 1531
 Alvares Pereira M.: P1754, P218
 Alvarez B.: P1139, P1842, P452, P453
 Alvarez Castro E.: P241
 Alvarez E.: P1648
 Alvarez Garcia J.: P928
 Alvarez L.: P241
 Alvarez Ortega C.: P1943, P563
 Alvarez R.: P929
 Alvarez V.: P1917
 Alvarez-Garcia J.: P1046
 Alvaro Fernandez H.: P1949, P556
 Alves G.F.: 94
 Alves M.: P600, P603, P908
 Alves P.: P1629, P2122, P2123, P2242, P565
 Alzadjali M.: P329
 Alzueta-Rodriguez J.: P1128, P1811
 Amador P.: P302
 Amaral Mendes G.: P900
 Amat Santos I.J.: P1859
 Ambardekar A.: 1520
 Ambrosio G.: P2218, P2256
 Ambrosy A.: P1608, P1619, P1622, P255, P358, P916
 Ambrosy A.P.: P1117, P1616, P2121
 Ameenuddin S.: P1312
 Amelin E.: P1731
 Amemiya K.: P1643, P1655
 Amendola F.: P247
 Amin A.: P1218, P1253, P2179
 Amin R.: P2031
 Amiot F.: 821
 Amodeo A.: P621
 Amorim M.J.: P633
 Amorim S.M.R.: P1065, P1174, P1765, P1767, P495, P530
 Amosse E.: P2308
 Amour J.: 1588, 2077
 Amouyel P.: P2032, P614, P650
 Amrani N.: P2224, P407
 Amzulescu M.: P1278
 An M.J.: P2152
 An Q.: P1132
 Ana Guijarro Contreras A.G.C.: P352
 Ana Marin-Mejia L.: P1175, P1658
 Ana Molina Ramos A.: P352
 Anand D.: P1699
 Anand I.: P1177, P1880, P2244
 Anand I.S.: 49
 Anansa Maira Da Silva A.M.S.: P1325, P2038, P2040
 Anchugina D.: P2205
 Andersen M.P.: P997
 Anderson H.V.: P1631
 Anderson S.: 2068
 Andjic M.: P1947
 Andrade A.: P1054, P1090, P2166
 Andrade R.T.S.: P607
 Andre C.: P1003
 Andre N.: P1629, P2122
 Andraea C.: P533
 Andreasova T.: P526
 Andrei C.: P223
 Andreini R.: P2106
 Andreou P.: P536
 Andressen K.W.: P2292
 Andrews N.: P470
 Anduyschenko A.: P1980
 Angchaisuksiri P.: P427
 Angelescu C.: 1518
 Angelini A.: 1392
 Angeras O.: P226, P934
 Angermann C.E.: P1715, P233
 Angkananard M.S.: P2274
 Angkasa H.: P1031
 Angoulvant D.: P1003
 Anido Herranz U.: P1864
 Anilytte D.: P1207, P254
 Anjos I.L.P.B.: P1122, P1126, P1289, P1833, P1873, P1935, P441, P602, P607
 Anker M.S.: P1796
 Anker S.D.: 1378, P1096, P639, 820, P1104, P1108, P1671, P1724, P1796, P1814, P1859
 Ankersmit H.J.: P1911
 Anna Mollar A.M.: 886
 Anothaisintawee D.R.: P2274
 Ansari-Ramandi M.M.: P2179
 Anselmino M.: P1137

- Anthony J.: P520
 Antohi E.-L.: P916
 Antohi L.: P1117, P1608, P1616, P1619, P1622, P1893, P2121, P2128, P2170, P2255, P358, P937
 Anton F.P.: P1743, P479
 Anton Ladislao A.N.E.: P277, P542, P978, P1932
 Antonescu M.L.: P1322, P1323
 Antonio N.: P2242
 Antonopoulos A.: P528
 Antunes A.: P1230, P249
 Antunes H.: P1787, P1977, P234, P383, P539, P584, P596, P988, P1539, P1721, P2112
 Antunes S.: P1860
 Antunez Conde R.: P386
 Anyutochkina N.: P2169
 Apostolescu A.M.: P1617
 Apostolo A.: P1812
 Apostolopoulou S.: P1927
 Apostolovic S.: P1163, P482
 Appaji A.: P2068
 Apuzzo G.M.: 690, P455
 Aragao A.A.: P1219
 Aragao A.A.B.: P1122, P1126, P1289, P1833, P1873, P1935, P441, P602
 Aragao I.L.P.B.: P1219
 Aragao I.P.B.: P1219, P1923
 Arain S.: P1631
 Araji Tiliani O.: P2233
 Araki H.: P1655
 Aramburu-Bodas O.: P387
 Arantes C.: P1754, P1961, P218
 Aranzabal Lasagabaster A.: P1692
 Araujo I.: P1922
 Araujo Junior J.A.: P564
 Araujo P.: P1240, P1877, P1944, P555, P557
 Araujo P.M.: P1174
 Araujo V.: P1240, P1877, P1944, P555, P557
 Arbel Y.: P2224, P407
 Arcaro G.: P414
 Arcement L.: P422
 Archipova S.L.: P1989
 Ardashev A.: P361
 Arduini P.: P414
 Arestedt K.: P533
 Arevalo-Lorido J.C.: P387
 Argan O.: P1714, P1817, P422
 Arguello C.V.: P312, P987
 Arhipov O.G.: P577
 Ariano C.: P1722, P2110, P931, P960
 Arias-Jimenez J.L.: P387
 Aristimuno G.: P1641
 Ariyachaipanich A.: P1657, P351, P898
 Armas K.: P969
 Armesto T.: 693
 Arnoult F.: P1683
 Arnulf B.: P1773
 Arokiaraj M.C.: P1652
 Aron G.: P1069
 Arranz C.: P1229
 Arrieta V.: P1917
 Arrigo M.: 884, P1603, P2105, P912
 Arroyo Espiguero R.: P1949, P556
 Arslan F.: P649
 Artaetxeberria Zuazo J.J.: P262
 Arza Putra M.: P1726
 Arzilli C.: P1717
 Asakawa N.: P1102
 Asanin M.: P1999, P313, P498
 Asano S.: P2194
 Asano Y.: P523
 Asbach S.: P1134
 Ascencio R.: 698
 Aschauer S.: 757, P1277, P1280
 Ascione L.: 758
 Ascione R.: 758
 Asensio Lopez M.C.: P1212, P1914, 36, P1304, P1307
 Ashihara K.: P369
 Ashmore T.J.: P2300
 Ashram W.A.: P986
 Ashton M.: 2071
 Asif A.: P1534, P1540, P2064
 Assa S.: P580
 Assabiny A.: P1260
 Assayag P.: P586
 Asselbergs F.W.: P1118
 Assmus B.: P1143
 Assous B.: P1773
 Atallah B.: P1225, P1696, P220, P977
 Atamanuk N.: P575
 Atanaskovic V.: P1163, P482
 Atar D.: P1168, P1209
 Atar S.: P264
 Athanasiadis A.: P357, P404
 Athanasiadou A.M.: P2309
 Athanasiadou P.: P2309
 Atherton J.: P2034
 Atherton J.J.: P971
 Attia M.: P1181, P1882
 Attia Mohamed M.: P1287
 Attia W.: P1288
 Attias D.: P966
 Attias D.A.: P1058
 Aucina G.: P938
 Audureau E.A.: P1058
 Audurier Y.: P1609, P1706, P994
 Augusto J.: 2073, 2074, P1646, P1653, P941
 Augusto J.B.: P2066, 888, P1860, P365, P920
 Augusto Lavalle Cobo A.L.C.: P1246
 Auzel O.: P1793
 Avdagic- Piric M.: P2206
 Averina I.I.: P2165
 Averina V.: P1132
 Aw T.C.: P2139
 Awadh N.: P448
 Ayad K.: 821, P405
 Aydogdu S.: P1869
 Ayesta A.: P224
 Ayis S.: P1976
 Ayman J.: 704
 Ayub S.F.: P1041
 Azaiez A.N.: P1604, P2143
 Azarbal B.: 754
 Azeiz F.: P948
 Azencot M.: 704
 Azevedo A.V.: P1627
 Azevedo C.M.: P2188
 Azevedo Duarte J.: P1022, P333
 Azevedo J.: P1054, P1090
 Azevedo O.: P1185, P1765, P1767, P1770, P1786, P1886, P376, P392, P398, P495, P506
 Azevedo P.: 47, P1754, P1886, P1961, P218, P396, P506
 Azevedo P.M.: P1291, P1650, P1772
 Azibani F.: P520
 Azizov V.: P1677
 Azouzi L.: P1004, P1626, P2109, P2162, P245, P481
 Azova M.: P610
B
 B Santos R.: P1835
 Baard J.: P520
 Babaeva A.R.: P896
 Babaeva L.: P1929, P915, P993
 Babaeva L.A.: P1602
 Babayigit E.: P1808, P2209
 Babenko E.: P1995
 Babic R.: P558
 Babu A.S.: P1245
 Babu R.: P1727

Babuty D.: P1003
 Bacci F.: P2142, P215, P216, P232, P909
 Baccouche I.: P1181, P1882
 Bachoo R.: P1290
 Bachus E.: P1868, P1890
 Baczko I.: 173
 Badariene J.: P599
 Badenco N.B.: P549
 Bader F.: P1225, P1696, P220, P977
 Badgonaite L.: P2216
 Badie J.: 821
 Badoz M.: 884
 Badran H.M.: P2255
 Bae D.H.: 883, P237
 Bae M.H.: P1087, P2124
 Baek S.H.: P1865, P236, P923
 Baev A.E.: P1744
 Baev Valerii B.V.: P2161
 Baez Diaz C.: P634, P647
 Baez-Diaz C.: P1309
 Baggen Santos R.: P1843, P322, P450
 Baglioni G.: P2142, P215, P216, P906
 Bagnasco A.B.: 695
 Bahekar A.: P546
 Baig F.A.T.I.M.A.: 1532
 Bailey K.: P1942
 Bailly M.T.: P586
 Bairaktari E.: P514
 Bajraktari A.: P2228, P435
 Bajraktari G.: P1026, P1055, P1244, P1674, P1755, P1758, P2260, P360, P505
 Baker S.T.: P1300
 Bakker S.J.L.: 90
 Bakosis G.: P423
 Baksi A.J.: P1768
 Balaceanu A.: P1069
 Balagny P.: P1682, P274, P958
 Balaguer Recena J.: P1949, P556
 Balan G.: P903
 Balan H.: P1269
 Balan P.: P1631, P1825
 Balas B.: P1519, P1699, P281, P283, P286, P963
 Balashova A.A.: P416
 Balciunaite G.: P1639, P1891
 Balciunas M.: P244
 Baldasseroni S.: P2142, P215, P216, P232, P906, P909
 Baldewijns K.: P1669
 Baldus S.: P1389, P2088
 Baleeva L.: P1642
 Balla I.: P2132
 Balligand J.L.: P2035, P1318

Balling B.: P1101
 Balling L.: P1870
 Balsa-Canto M.: P1144
 Balsam P.: 881, P1708, P1948, P554
 Baluta M.M.: P1828, P2231, P425
 Balzac F.: P632
 Bampali T.H.: P999
 Banach M.: 1522
 Banasiak W.: 885, P1803, P1804, P1806, P1807, P1907, P2011, P2145, P617
 Banaszewski M.: P939
 Bandara A.B.: 813
 Bandeira L.L.B.: P1122, P1126, P1873, P1935, P607, P1833
 Banerjee D.: P464
 Banerjee P.: P1955
 Banfai B.: P2136
 Banfi C.: 1600
 Bani R.: P303
 Bania J.: P2011, P617
 Baniol M.: 1394
 Banovic M.: P1276, P1857
 Banushi A.: P486
 Banze R.: P419
 Bao L.E.: P635
 Baptista R.: P1256, P1258, P1752, P565
 Barahmeh H.F.: P2008
 Baraibar I.: P995
 Barallat J.: 816, 822, 890, P1719, P2277
 Baranda Tovar F.: P578
 Barandiaran Aizpurua M.A.: P1685, P2176
 Baranger J.: P1274
 Barba Cosials J.: P496
 Barbarash L.S.: P437
 Barbati G.: 819, 889, P1068, P1766, P2217
 Barbisan B.J.: P1910, P1988
 Barbosa A.: P443
 Barbosa A.J.S.: P2116, P2125
 Barbosa R.: P1124, P440
 Barbullushi M.: P2149
 Barcelona R.: P1151
 Baretta M.: P2292
 Bargash M.: P432
 Barge Caballero E.: 1587, 1589, 1598, P477, P1000, P1043, P1144
 Barge-Caballero G.: P1000, P1043, P1144, P477
 Barilla' F.: P1885
 Barilli S.L.S.: P1228
 Barison A.: 1521, P276, P497
 Barisone M.: 695

Barker D.: 2068
 Barlesi F.: P1795
 Barnett C.: P1248
 Baroncini A.C.: P2142, P215, P906, P909
 Baroni N.: P1235
 Baronio B.: P2239
 Barquero Aroca J.M.: P2233
 Barras N.: 1592, P348
 Barraud J.: P344
 Barreda E.: P1150
 Barrett M.J.: P1690, P2269, P996
 Barrionuevo-Sanchez M.I.: P1183
 Barrios V.: P968
 Barroso I.: P1202, P1203
 Barta B.: 815
 Barta B.A.: P642
 Barth F.M.: P1846
 Barthelmes J.: P1665
 Bartholomay Oliveira E.: P1664
 Bartholomei M.N.: P976
 Bartoli C.: P1005
 Bartunek J.: P468
 Barutaut M.: P2013
 Basaran Y.: P567
 Bastarrika Aleman G.: P496
 Bastien N.: P221
 Bastos C.: P1922
 Basu Ray I.: P591
 Bataille V.: P1254, P332, P940
 Batalli A.: P1244, P1674, P2260
 Batalov R.E.: P2146
 Batkai S.: P2304
 Batlle Lopez E.: P1986
 Batres Sicilia J.P.: P979
 Battistella P.: P319
 Batyraliyev T.: P982
 Batzler A.: P606
 Baudet M.: P1773
 Baudinaud P.: P1985
 Baudry G.: 759
 Bauer F.: P1254
 Bauer R.: P2292
 Bauersachs J.: 2069, P1146, P2278, P438
 Baugh J.: P1310, P613
 Baugh J.A.: P1916
 Baum R.: 754
 Bauters C.: 882, P2032, P317, P614
 Bautin A.: P1250
 Bautin A.E.: P1042
 Bavendiek U.: P438
 Bayarsaikhan M.: P1100

- Bayes-Genis A.: 1530, 693, 816, 822, 877, 890, P1033, P1116, P1628, P1719, P1720, P1823, P1963, P2029, P2207, P2277, P380, P475, P582, P645, P647, P619, P926
 Bayliss M.: P1937
 Bayrak B.: P1933
 Bayram Z.: 1599
 Bayramova A.S.: P297, P426
 Bazaeva E.: P515
 Bazan S.G.Z.: P564
 Bazylev Vladlen V.: P2246
 Bdaiwi Y.: P1165
 Bdeir M.: P1810, P1810
 Bdeir B.: 692, P292
 Bdeir M.: P959
 Beard T.: P966
 Beaumont C.: P1278, P2035
 Beaumont Ezcurra J.: 43
 Becerra-Munoz V.M.: P2174, P2208
 Bechlioulis A.: P514, P999
 Beckers P.: P1945
 Beckmann S.: P1661, P2185, P949
 Beckmann S.B.: P1663
 Bedioune I.: 811
 Beeson J.: P2300
 Beglov J.: P1330
 Begrambegova Y.L.: P1924
 Beh B.C.: P1701
 Behairy N.: P1135
 Bejko J.: P1152, P1851, P469, P943
 Bekar L.: P1234, P1673, P1695
 Bekbulatova R.S.H.: P1668
 Beke I.: P2251
 Bekfani T.: P1104, P401
 Bektas S.: P1669, P273
 Belamri F.: P544
 Belcher A.M.: P532
 Belciu D.: P1815
 Beldekos D.: P502
 Bele S.: P1073
 Belenkov Y.: P361
 Belenkov Y.N.: P330
 Belenkov Y.U.N.: P1912, P389
 Beleslin B.: P1276
 Belevelis T.H.: P1836
 Beley N.A.: P1265
 Belhaj Z.: P1882
 Beliyayeva A.: P1296
 Belin A.: 1535, P1688
 Belinchon Paraiso J.C.: P1809
 Beliy S.: P1995
 Belletti A.: P433
 Bellia C.: P1204
 Belloc C.: P1609
 Bellver A.: P925
 Belmontes-Barraza J.R.: P1182
 Beloglazova I.: P620
 Belohlavek J.: P1702, P560
 Beloqui Ruiz O.: P496
 Belouaer A.: P1188, P2257, P2258
 Belova V.V.: P1989
 Beltaief B.K.: P1604, P1605, P2143, P231
 Beltrami M.: P1839, P1841, P2248, P240, P303, P932
 Beltran P.: P1223
 Ben Abdallah B.A.A.: P1604, P2143
 Ben Elhaj H.: P1061
 Ben Gal T.: P1859
 Ben Halima M.: P948
 Ben Halima N.E.J.E.H.: P1998
 Ben Mansour N.: P2258, P604
 Ben Massoud M.: P2230, P266, P1127
 Ben Messoud M.E.J.D.I.: P1649, P1832
 Ben Miled K.: P1181
 Ben Miled-M'rad K.: P1882
 Ben Moussa F.: P1775
 Ben Said R.: P1775, P1792, P604
 Benalia M.: P933
 Benatti R.: P1151
 Benavidez A.: P263
 Benedetti G.: P1756
 Benelli E.: P1302
 Benes J.: 818, P320
 Benesova E.: P320
 Benesova K.: P1080, P480
 Benhaiem N.: P1331
 Benhaiem N.B.: 1396
 Benitah J.P.: 811
 Benitah J.-P.: P2287
 Benitez-Amaro A.: P2029
 Benjacholamas V.: P1121, P2243
 Benjamin K.: P1237
 Benke K.: 1395, P1301
 Benlloch Perez S.: P579
 Bennett A.: P1037, P592
 Bennis A.: P301
 Benouda L.: P531
 Benson L.: 1384
 Bensouda C.: P947
 Bento D.: P1291, P1650, P1787, P383
 Benzeroual D.: P2226
 Beramendi Calero J.R.: P1024, P1932, P277, P542, P978
 Berceanu D.: P1052, P1815
 Berdeaux A.: P2041
 Berenguer Jofresa A.: P2111
 Berestneva S.: P1092, P1095
 Berezikov E.: 814, P1306
 Berezin A.E.: P1716
 Berezina A.V.: P1958
 Berezina T.: P1716
 Bergemann T.: 1385
 Bergenbrant Glas S.: P1847
 Berger J.: P1678
 Berger R.: P1178
 Berger R.M.F.: 91
 Bergeron S.: P1859, P221
 Bergman G.J.: 1382, 1383, 1519, 1525, P283, P284, P286
 Bergmann A.: 878, P1640
 Bergmann O.: 1394
 Bergoend E.B.: 1396
 Berk J.L.: 89
 Berkinbaev S.: P1164
 Berkinbaev S.: P967
 Berliner D.: 2069, P1146, P2278, P438
 Birmingham M.: P1700, P961, P965
 Bermudez-Delos Santos A.A.A.: 696
 Bernal A.: P1309
 Bernal J.L.: 703
 Bernal M.: P1625
 Bernard A.: P1189, P1837, P449
 Bernardes D.S.: P1228
 Bernardinangeli M.: P2338
 Bernardino J.L.: 95, P1191
 Bernardo A.: P408
 Bernardo T.: 2073, 2074, P1646, P1653, P941
 Berni A.: P215, P232, P906, P909
 Bernier M.: P1859
 Bernini F.: P1302
 Berretta R.M.: P1300
 Berrino L.: P2286, P2295
 Berry E.: P2135, P228
 Berry I.: P1788, P1790, P388
 Bertaux G.: P1982
 Berthelot E.: P1254, P1618, P586
 Bertini M.: P2248
 Bertoldo E.G.: P550
 Bertolini E.: P2314
 Bertolotti A.M.: 1597
 Bertomeu V.: 703
 Berton G.: P930
 Bertrand P.B.: 2080
 Berukstis A.: P1268
 Beseme O.: P2032, P650
 Besemes O.: P614
 Beske Radford S.: P2135, P228

- Besler C.: P626
 Besmalinovich E.: P1964
 Bester M.: P2237
 Bestetti R.: P1780
 Betbout F.: P1127, P2230, P266
 Betbout F.E.T.H.I.: P1649
 Betelin V.B.: P1915
 Bethell H.: P296
 Bethlehem J.: P2136
 Beton O.: P293
 Betraoui A.: P1897, P508
 Bettencourt P.: 877, P1202, P1203, P2219, P235
 Betuel J.: P1747
 Bezhanishvili T.G.: P370
 Bhalraam U.: I532
 Bhatnagar A.: I533
 Bheecarry K.: P1737
 Biagini E.: P1761
 Bianchi V.: P507
 Bianco C.M.: P1151, P1748
 Bicho Augusto J.: P1255, P1259
 Bicho M.B.: P518
 Biegus J.: 885, P1907, P2145
 Bielecka-Dabrowa A.: I522
 Biendel C.: 2070, P1607, P2113
 Biernat J.: P1023
 Biffi M.B.: 2083
 Bigalke B.: P387
 Biggi A.: P2265
 Bijari M.S.: P311
 Bijmens B.: P1981, P598
 Bil J.: P2236
 Bilbao J.A.: P1621
 Bilchenko A.V.: P1740
 Bilchenko A.A.: P1740
 Bildirici U.: P1714
 Billingsley H.: I533
 Bilovol O.: P1821
 Bilyy D.A.: P1996
 Binaghi G.: P1610
 Binder C.: P1277, P1280
 Bingchang J.: P1085
 Binno S.M.: P1231, P261, P962
 Binova J.: P1778
 Birba D.: P1211
 Birkenfeld S.: P537, P538, P540, P541
 Bischoff R.: 814
 Bisi M.: P1137
 Bisping E.: 42
 Bispo J.: P1291, P1650, P392, P393, P394
 Bissolino A.: P1137
 Bisson A.: P1003
 Bistola V.: P1211, P423
 Bitter T.: P417
 Bivona G.: P1204
 Bize A.: P2041
 Bjelobrk M.: P1261
 Bjerre M.: P1903
 Blackmore H.L.: P2300
 Blagova O.: P1057
 Blagova O.V.: 52, P391, P402, P609, P1078
 Blaine C.: P1700
 Blanchart K.: I535
 Blanchet J.: P1206
 Blanco Seoane A.: P1634
 Blanco-Blazquez V.: P1309, P634, P647
 Blanco-Canosa P.: P1000
 Blanco-Nuez M.: P400
 Blandel F.: P1303
 Blangy H.: P2198
 Blanks R.C.: P2311
 Blasco S.: P1115, P1824
 Blasco-Peiro T.: I598
 Blasco-Turrión S.: 93
 Blaszcak P.: P571
 Blatt A.: P367
 Blazquez Bermejo Z.: P1801, P1888, P338
 Blomqvist A.: P1847
 Blondheim D.: I534, I540, 2064
 Bloom B.: P1620
 Blum M.: P1715
 Bobenko A.: P1703, P1978, P597
 Bobenko A.B.: P1984
 Bobronnikova L.: P1711, P1821
 Bocchi E.A.: P1041
 Bocheva Y.B.: P1680
 Bockeria O.L.: P2165
 Boczar K.: P2266
 Bodanese L.C.: P1627
 Bode D.: P623
 Bodez D.: 53, 821, P1061, P1331, P405
 Bodez D.B.: I396, 2082, P1058
 Bodi B.: 815
 Boehm M.: I538, 812, P1079, P1327, P2028, P2187, P636
 Boehmer J.P.: P454, P1132
 Boerries B.: 757
 Boesgaard S.: P1101, P1870
 Bogart M.: P2135, P228
 Bogdan M.: P1069
 Bogers A.J.J.: P1148, P2241
 Bogomaz A.: P1270
 Bogunovic N.: 46
 Bohdan M.: P1012, P2160
 Bohm M.: I391, 820, P970
 Bojansky A.: P1748
 Bojovski I.: P1006
 Bolam H.: P470
 Bolanaki M.: P2140
 Bolanowski M.: P1803
 Bolat I.: P1234
 Bolca E.: P1197, P1199, P901
 Boldina M.V.: P1089, P1632
 Boldo M.: 816, P1033, P1719
 Boldueva S.: P310
 Bolivar S.: P543
 Bolstridge M.: P1084, P384
 Boman K.: I382, I383, I519, I525, P283, P284, P286
 Bonadei I.: P239
 Bonapace S.: P414
 Bonaque Gonzalez J.C.: P258
 Bonavita M.: P1725
 Bondar V.: P1070, P1074
 Bonderman D.: 757, P1280
 Bondermann D.: P1277
 Bonello L.: P344
 Bonhorst D.: P2252
 Bonilla Palomas J.L.: P2197, P294, P979
 Bonnefoy-Cudraz E.: P1930
 Bonnet D.: P1698, P213
 Bonnet G.: P1834
 Bonnet J.L.: P1834
 Bonnet N.: P2135, P228, P955
 Bonnard V.: P1897, P508
 Bonomi A.: P1812
 Boonij H.G.: P1299
 Boonen L.: P1707
 Boonthim K.: P2243
 Borchert T.: 41
 Borer J.S.: P970
 Borges Dos Santos M.: 2066, 888, P365
 Borges I.P.: P1122, P1126, P1289, P1831, P1833, P1873, P441, P602, P1935, P607
 Borges M.: 698
 Borges Santos M.: P1255, P1259
 Borghetti G.: P1300
 Borgo L.: P1206
 Borgues Dos Santos M.: P920
 Borisov E.: P1900
 Borisov E.N.: P1924
 Borisova N.: P1946
 Borlaug B.: 818
 Borlaug B.A.: P1285
 Borodzicz S.: 881, P1948, P554
 Borra R.C.: P564

- Borrás Almenar C.: P1966
 Borrás F.E.: P380
 Borrego I.: P1305
 Borsanyi T.: P1007, P1931
 Bortman G.: P575
 Bortsova M.A.: P1042
 Bosak N.: P982
 Bosch L.: P649
 Bosch X.: P1781
 Boschetti E.: P2218, P2256
 Boscolo Berto M.: P433
 Bosselmann H.: I523
 Botbol L.A.: P1746
 Botea R.: P2128
 Botia Osorio M.M.: P2144
 Bots M.: P583
 Bottio T.: P1152, P1851, P469, P943
 Bouame D.R.: P364
 Boubaker B.H.: P1604, P1605, P2143, P231
 Boucif Ghomri M.: P1075
 Boudiche S.: P948
 Boudjemline Y.: P213
 Bougiakli M.: P514
 Bouhemad B.: P2041
 Bouida B.W.: P1604, P1605, P2143, P231
 Boukef B.R.: P1605, P231
 Boukerche F.: P248
 Boule S.: P2245
 Bouleti C.: P1683
 Boulton D.W.: I380
 Bounes F.: 2070
 Bousada M.: P1127, P2230, P266
 Bouwman A.R.A.: P2250
 Bovelli D.: P2218, P2256
 Bover Freire R.: P2212
 Bover R.: 703, P2126, P491
 Bowen T.S.: P1242
 Bowman C.: P1011
 Boyalla V.: P1037
 Boyer M.: P1003
 Boyne J.: P1669
 Boyne J.B.: P1141
 Boyne J.J.: P273
 Boytsov S.: P1774
 Boytsov S.A.: P1180, P2014, P515
 Božec E.: 887, P1275
 Božic B.: P1034
 Brachmann J.: P1134
 Bracke F.A.L.E.: P2250
 Braga C.: P1754, P1961, P218
 Braga M.: P1160, P1162, P1192, P1240, P1877, P1944, P555, P557
 Braga P.: P1124, P440, P443
 Brahmabhatt D.: P1852
 Brailova N.V.: P1180
 Bramlage P.: P2276
 Brandes A.: I377
 Brandner K.: P282
 Branea H.: P2005
 Brans M.: P649
 Brans M.A.D.: P2015
 Bras D.: P1013, P217, P2211, P408, P421
 Braun O.: I384
 Braun S.: P642
 Braunschweig F.: P1156
 Bravo Marques R.: P1172
 Bravo Santiago C.: P1229
 Brechot N.: I588, 759, P1150
 Brenner C.: I73
 Brenner S.: P233
 Bressan V.: 695
 Breton M.: I73
 Breuker C.: P1706, P994
 Breunig M.: P233
 Brewer A.C.: 34
 Brigadeau F.: P2245
 Brili S.: P1927
 Brismar K.: P1903
 Brito D.: P1629, P2122, P2123
 Brito J.: P2114, P910, P952
 Briton O.: P520
 Britton J.: P996
 Brizuela M.: P1206
 Broa A.L.: P2229
 Brochado B.: P1843, P322
 Brockmeyer M.: P378
 Brodhun M.: P2292
 Broeiro P.: 698
 Broekhuizen B.D.: P975
 Broekhuizen B.J.: P1662
 Brooks G.: P2296
 Brossa Loidi V.: P1048, P349
 Brossa V.: P1046
 Brottier L.: P966
 Brough J.: 2068
 Broughton C.: 2068
 Brouwers F.P.: 90
 Brown D.A.: I520, 813
 Bruce Wirta S.: I382, I383, P281, P284, P286, P963
 Brugada J.: P1134
 Brugnolaro C.: 43
 Brun F.: 819
 Brun S.: P1788, P1790
 Brunner-La Rocca H.P.: P273, P288, P434, P969, P1669
 Brunner-La Rocca H.P.B.: P1141
 Bruno N.: P573
 Brusoni D.: P1812
 Brusset A.: P1985
 Bruun N.E.: I377
 Buades J.: 89
 Bubenek S.: P2128
 Bublikov D.: P2205
 Bucio Reta E.: P578
 Buck H.J.: P438
 Buckley L.F.: I533
 Bucur D.: P1052, P1815
 Budano C.: P1137
 Budhram-Mahadeo V.: 38
 Bueno H.: P2184
 Bugaite J.: P1208, P1639, P1891
 Bui H.T.: P2182
 Bukaeva A.N.N.A.: P1057
 Bulashova O.V.: P345
 Bulatovic N.: P1044
 Bulhoes F.V.: P2116, P2125
 Bunc V.: P560
 Buncova M.: P1778
 Burazeri G.: P587
 Burazor I.: P1947, P558
 Burch M.: P1698
 Burchielli S.: P1302
 Burguener D.M.: P1641
 Burke M.A.: P368
 Burkert P.: P623
 Burkhoff D.: P1285, P468
 Burko N.: P1264
 Burmeister B.O.: P1664
 Burneikaite G.: 701
 Burnett Jr J.C.: 32
 Burocchi S.: P1901
 Burzotta F.: P956
 Busjahn A.: P1663, P2185, P949
 Butcher C.: P366
 Butera D.: P1204
 Butler J.: P1893, P937
 Butt A.Q.: P1916
 Buttigieg L.: P1672
 Butylin D.: P1702
 Bykova A.A.: P1915
 Bykova E.: P310
 Byrne C.: P494
 Byrne S.: P961, P965
 Bytyci I.: P1055, P1244, P1755, P1758, P2228, P360, P435, P505
 Bziouich B.N.: P1605, P231

C

- Caballero L.G.: P1846
 Caballero-Dorta E.: P400
 Cabanelas N.: P1860
 Cabiati M.: P2314, P507
 Cabral C.: P1977, P539, P584, P596
 Cabral C.O.S.T.A.: I539, P1721, P2112
 Cabrira Roque D.: 2073, 2074, P1646, P1653, P941
 Cachero M.: 693
 Cade S.: P1609, P319
 Cadenas R.: P1801, P338
 Cadil D.: I518, 702
 Caeiro A.: P217, P2211
 Caetano F.: P600, P603, P908
 Cafka M.: P2149, P587
 Caggegi A.M.: P439
 Cahill C.: P354
 Cai J.P.: P1902
 Cai X.: P2299
 Caillard A.: P648
 Caixal G.: P1747, P459
 Kakal B.: P1131
 Kakal S.D.: P1131
 Kakmak H.A.: P1232
 Calado F.: I382, I519, P281, P963
 Calafiore A.: P304
 Calafiore A.C.: 2083
 Calcagno S.: I531
 Caldas A.: P2189
 Caldeira D.: P1863
 Caldenty G.: P1747, P459
 Caldini L.: P303
 Caldwell J.S.: P2311
 Calero E.: P350
 Calero-Nunez S.: P1183
 Caligiuri G.: P1683
 Caliskan K.: P1148, P2241
 Callus E.: P550
 Calogero T.: P1812
 Calua E.: P419
 Calvo A.L.: P1786, P392
 Calvo E.: P2126
 Calvo F.E.: P1782
 Calvo L.: P1185, P1886, P393, P396, P398, P506
 Calvo L.S.: P1186
 Camacho F.J.: P1115, P1824
 Camacho Freire S.C.F.: P1822
 Camacho Madueno D.: P1692
 Camaiti A.: P2106
 Camargos E.R.S.: P1776
 Camarozano A.: P1742
 Camci G.: P1933
 Camera P.P.C.: P2125
 Cameron J.: P1011
 Cameron J.D.: P445
 Caminiti G.: P1196
 Campbell A.: P2275
 Campbell P.: 2067, P1612, P2175, P2269, P996
 Campelo M.: P1065, P1174, P1767, P1770, P376, P495, P530
 Campistol J.: 89
 Campo R.: P1186
 Campolongo G.: P1196
 Camporrotondo M.: P478
 Campos I.: P1754, P1961, P218
 Campos J.: P1922
 Campos Soares F.: P1230
 Canada J.: I533
 Canada M.: P1123
 Canas E.: P336
 Canas E.M.: P946
 Candeias Faria D.: P920
 Canedo P.: P1065
 Caneiro B.: P1782
 Canepa M.: P1096
 Caneva J.: P568
 Canizares A.: P1043, P477
 Cannata F.: 2079
 Cano Calabria L.: 93
 Cano R.: P1801, P338
 Cantatrione C.: P1722
 Canter C.: P1698
 Cantero R.C.: P300
 Cantero-Perez E.M.: P1909
 Canu A.: P1189, P1705
 Capellades-Olivella H.: P1046
 Capodanno D.: P439
 Cappelletto A.: P1324
 Cappelletto C.: 819
 Cappetta D.: P2286, P2295
 Capranzano P.: P439
 Capuano A.: P997
 Carabelli E.: P929
 Caraus A.P.: P1866
 Caraus M.A.: P1866
 Carbone I.C.: P1076
 Carbone S.: I533
 Carbonell B.: P1747
 Carbonell Munoz C.: P386
 Carcouet A.: P2308
 Cardells Beltran I.: P926
 Cardells I.: P1628, P1963, P2134, P927
 Cardenes-Leon A.: P400
 Cardillo I.: P1756
 Cardillo M.: P1851
 Cardim N.: P2252
 Cardoso L.: P1644
 Carey M.: P1155, P1166, P1739, P335
 Caria R.: P1025, P2247, P302, P309
 Cariou E.: P593
 Carlomagno G.: 758
 Carlos Alberto Manssour Fraga C.A.M.F.: P2038, P2040
 Carluccio E.: P1981
 Carmo J.: P1123, P1950, P2114, P2252
 Carollo G.: P936
 Caron Codon J.: P1888
 Carpenter A.A.M.: P2300
 Carr D.: P1702
 Carracedo A.: P241
 Carrasco-Chinchilla F.: P1129, P1856, P2227
 Carrero J.J.: I378
 Carrie C.D.: P593
 Carrie D.: P1607, P1788, P1790, P1850, P2113, P388
 Carrillo Linares J.L.: P547
 Carrington M.: P1013, P217, P2211, P421
 Carrozini M.: P1152, P1851, P469, P943
 Carr-White G.: P1197, P1199, P901
 Cartanya R.: P459
 Cartigny G.: P933
 Carubelli V.: P239, P921
 Carusso N.: P575
 Carvalho D.: P1291, P1650
 Carvalho J.: P1013, P217, P2211, P2219, P408, P421
 Carvalho N.: P249
 Carvalho P.O.: P1179
 Carvalho S.: P393, P394
 Casado J.G.: P1309, P634
 Casafuz Martinez L.C.: P570
 Casanova C.: P1801, P338
 Casarini D.: P2219
 Cascelli G.: P1196
 Casciaro M.: P1216
 Caselli C.: P507, P511
 Casin Bricio R.: P386
 Caso P.: 758
 Cassidy R.: P229
 Cassidy S.: P1942
 Cassina T.: P433
 Castagno D.: P1137
 Castania G.: P439
 Castel M.A.: P1747, P459
 Castella M.: P459

Castellani C.: I392
 Castellanos Ortega A.: P466
 Castel-Lavilla M.A.: I587, I594, I598, I589
 Castelveccio S.: P550
 Castet-Nicolas A.: P994
 Castiglione V.: I521, P276, P497
 Castillo Moreno J.A.: P1738
 Castro A.: P487
 Castro Chaves P.: P633
 Castro Conde A.: P1943, P563
 Castro F.: P1185, P1886, P398, P506
 Castro M.: P1123, P1950, P2252, P910, P952
 Castro M.C.: P2138
 Castro R.R.T.: P2154, P432
 Catai A.M.: P564
 Catania G.: 695
 Cati A.: P930
 Cattadori G.: P559
 Caubere C.: P2013
 Cautela J.: P1795, P344
 Cavalli S.: P2286
 Cavusoglu Y.: P1654, P1808, P2209, P293
 Cavuto F.: P930
 Cazalbou S.: P1850
 Ceccaldi A.: P1941
 Cecchi F.: P1761
 Cejas C.: P1635, P409
 Cejudo Del Campo L.: P331
 Celebi F.: P1131
 Celia Petersen L.: P1627
 Celik A.: P1695
 Celik O.: P1232
 Celona G.: P238
 Celutkienė J.: 691, 701, P1207, P1208, P1268, P1639, P1891, P1975, P2105, P2216, P244, P254, P334, P456, P599, P938
 Centa M.: P930
 Ceravolo R.: P1247
 Ceresuela L.: P1223
 Cerlinskaite K.: P1268, P2216
 Cerqueira R.: P2297
 Cerqueiro-Gonzalez J.M.: I387
 Cervenka L.: P637
 Cervero Rubio A.: P1957
 Cesaro A.: P960
 Cescau A.: P1773
 Cesko M.: P1928
 Cestari H.G.: P242
 Cetin M.S.: P1869

Cetin Sanlialp S.: P942
 Ceylan R.: P569
 Cha K.S.: P2293, P904
 Chacheva K.: P399
 Chadjichristos C.E.: P2289, P2290
 Chae I.H.: 2072, 96
 Chae S.C.: P1087, P1865, P2124, P236, P923
 Chaemchoi T.: P351
 Chaggar P.: P1295, P630
 Chai K.: P1902
 Chai K.E.: P1281
 Chakalova- Yancheva T.: P230
 Chakrapani C.: P1727
 Chambers V.J.: P1227
 Chan F.T.S.: P1976
 Chan J.: P1328
 Chan S.T.: P1830
 Chandra V S.U.B.A.S.H.: P1727
 Chandrasekhar M.A.: P1248
 Chang C.: P964
 Chang D.: 754
 Chang K.: P2282
 Chantas A.: P1836
 Chanturidze N.: P1286
 Chaparro Munoz M.: P395
 Chapet N.: P1706, P994
 Charalampopoulos A.: P272, P954
 Charavin M.: P2007
 Charfeddine S.: P1820
 Charitakis K.: P1631
 Charkiewicz K.: P1736
 Charles J.: P1683
 Charmaux N.: P1897, P508
 Charpentier F.: P2308
 Charrier H.: P650
 Chasiotis G.: P514
 Chasnoyt A.: P444
 Chastre T.C.: P549
 Chatfield K.C.: I520
 Chatich N.: P1641
 Chatziantoniou C.: P1319
 Chau S.: I520
 Chauffourier L.: I535
 Chauvie S.: P2265
 Chaveles I.: P1243
 Chaves S.R.F.: P1923
 Chaves W.: P1630
 Chavez A.M.: P1186
 Checa C.: P350
 Chekneva I.S.: P1912, P330
 Chemaou N.: P301
 Chemla D.: P586

Chen C.Y.: P646
 Chen F.: P1698
 Chen G.-Y.: P355
 Chen H.H.: P1176, P1312
 Chen J.: 89, P2287
 Chen J.J.: P1684
 Chen J.W.: P646
 Chen S.-R.: 699
 Chen S.W.: 45
 Chen T.H.: 45
 Chen Y.: 32
 Cheng C.W.: 45
 Cheng J.: P591
 Cheng K.: P1713
 Cheour M.: P1728, P1785
 Cherif M.: P974
 Chernatskaya O.: P1016
 Chernigina T.: P1290
 Chernyshova K.: P1070, P1074
 Cherubini A.: P2217
 Cheshire C.: P445
 Chesnikova A.: P1164, P967
 Chesnikova A.I.: P1710
 Cheung A.: P545
 Chew S.: P354
 Chi J.H.: P1701
 Chia Y.: P1177, P2244
 Chiaranda' M.: P439
 Chiari E.: P504
 Chiew K.: P1768
 Chimed S.: P902
 Chimenti C.C.: P1076
 Chinchurreta Capote P.A.: P1172
 Chioncel O.: P1117, P1608, P1616, P1619, P1622, P1893, P2121, P2128, P2170, P222, P255, P358, P913, P937
 Chipolombwe J.: P545
 Chiramongkol S.: P1121, P2243
 Chiravanich W.: P2243
 Chiromeras N.: P2135, P228
 Chisale M.: P545
 Chitsazan M.: P1218, P1218, P1253, P1253
 Chiva-Ballesteros B.: P2126
 Chivulescu M.: P1117, P1608, P1616, P1619, P1622, P1893, P2121, P2128, P2170, P255, P358, P916, P937
 Chizzola P.R.: P1041
 Chngryan G.: P991
 Cho D.H.: P1272
 Cho J.Y.: P236, P923
 Cho J.-M.: P2173

- Cho M.C.: 883, P1315, P1865, P236, P237, P923, P2017
 Cho Y.: P1087, P2124
 Chobanov A.: P1884
 Choi D.J.: 2072, 96, P1865, P236, P923
 Choi E.Y.: P2261
 Choi H.: P298
 Choi J.C.: P904
 Choi J.H.: P2293, P904, P373, P562
 Choi J.O.: P1623, P2117, P290, P919
 Choi K.H.: P1623, P2117, P290
 Choi S.M.: P251
 Choi S.W.: P1119, P2001, P265
 Choi U.L.: P265
 Choi Y.S.: P2120
 Cholley B.: 2077
 Chomahidze P.S.H.: P1915
 Chopda A.: P1727
 Chorepsima S.: P1819
 Chorro F.J.: P1963, P925, P927
 Chorro Gasco F.J.: P926
 Chorro F.: P2134
 Choudry A.: P1056
 Chourabi C.: P1188, P2257, P2258, P604, P499
 Chow C.: P1713
 Chow K.K.: P1701
 Chowdhary A.: P972
 Christ M.: 700
 Christie J.W.: P464
 Christodorescu R.: P2005
 Christodorescu R.M.: P1656, P1617
 Christodoulis N.: P1813
 Christopher S.: 1533
 Chrysohoou C.: P1010, P1691, P2171, P528, P980
 Chrysos G.: P502
 Chu K.: P1147
 Chu S.: P1896
 Chua E.: P1745
 Chubuchny V.: 1521, P276
 Chue C.D.: P460
 Chukaeva I.I.: P297, P426
 Chuluunbaatar Y.: 38
 Chumachenko N.: P1074
 Chumarnaya T.: P1130
 Chung E.: P998
 Chung M.L.: P535
 Chung W.-J.: P298
 Chung W.S.: P2120
 Chuquiure E.J.J.: P1175, P1658
 Chwastyniak M.: P614, P650
 Ciccio M.: P1204
 Ciardetti M.: P1302
 Ciccarelli M.: P1294
 Ciconte V.A.: P1247
 Cigalini I.M.: P1625
 Cikes M.: P1751, P566, P598
 Cimbaro Canella J.: P1206
 Cinca J.: P928
 Ciobanu A.: P589
 Ciobanu L.: P2306, P622, P631
 Cioffi G.: P2217
 Cioffi V.: P1196
 Cioppa C.: P960
 Cipriano G.: 51
 Ciricugno S.A.: P246
 Ciriza M.: P1917
 Ciuffreda L.P.: P2295
 Ciuti G.: P215, P216, P232, P906, P909
 Claassen N.: P2237
 Claggett B.: 879
 Clagnan E.: P1926, P548
 Claridge S.: P1197
 Clark A.: P1037, P592
 Clark A.L.: 1529, P1168, P1718, P1885, P1905, P968
 Clark A.L.C.: 2076
 Clavel Ruiperez G.: P1738, P258
 Cleland J.: P1037, P1885, P366, 878, P1077, P1108, P1768, P240, P957, P1168, P1905, 2076
 Clemente D.: P304
 Clementy N.: P1003
 Clerico A.: P511
 Clerk A.: P1321, P2019, P638
 Closs V.E.: P1627
 Coats A.J.: P1096
 Coats A.J.S.: P1796
 Cobas R.J.: P1782
 Cobet E.: P2306, P622, P631
 Cobet V.: P2306, P622, P631
 Cobianchi F.: 2079
 Cocoli A.F.: P1743, P479
 Coelho T.: 89
 Cognet T.: P388
 Cohen-Solal A.: 1391, 884, P2105, P2213, P2214, P1773, P966
 Coiro S.: 1537, P1275, P253
 Coisne A.: P1060, P2245, P2259
 Coles T.: P964
 Colina Lorda I.: P496
 Coll Viciosa E.: P1692
 Collado C.: P1115, P1824
 Collet J.P.: P955
 Colli Franzone P.: P2238
 Collins S.: P1608, P1622, P916
 Collins S.P.: P1893, P2121, P937
 Colombo A.: 1389
 Colque R.M.A.: P1625
 Colson P.: P1854
 Coman I.M.: P937
 Combes A.: 1588, 759, P1150
 Comenzo R.L.: P1784
 Comin-Colet J.: 1530, P1720, 820, P1171
 Comisso M.: P1152, P1851, P469, P943
 Comito F.: P1901
 Conboy T.: 692
 Conceicao G.: P2294, P1041
 Conceicao I.: 89
 Conde-Martel A.: 1387
 Conejo-Munoz L.: P1059
 Congia D.: P1610
 Congo K.: P1013, P217, P2211, P2223, P408, P421
 Conil J.M.: 2070
 Connellan M.: 1601
 Connolly D.J.: P1328
 Conrad A.: P285
 Consolacao M.D.V.: P270
 Constantin I.: P1964
 Constantinescu A.: P1148, P2241
 Consuegra Sanchez L.: P1738
 Contini M.: P573
 Contra A.: P1223
 Contreras E.: P312, P987
 Cook S.: P1305
 Cook S.A.: P1077
 Copeland O.: P1328
 Copin G.: P1897, P508
 Coppini R.: P2295
 Coppola C.: P2004, P2006
 Coppola G.: P451
 Cops J.: P2280
 Corbi Pascual M.J.: P1183
 Corda S.: P283
 Cordero A.: P917
 Cordiano R.: P930
 Cordoba-Soriano J.G.: P1183
 Coric V.: P608
 Corletto A.: P1168, P291, P899
 Cornejo D.G.: P1625
 Cornelis J.: P1945
 Cornelissen G.: P1697
 Corona Barrio C.: P1172
 Coronel M.: P1206, P568
 Coronel M.L.: P1641
 Corra' U.: P1231, P261, P962
 Corradi L.R.: P1625

Correia D.: P2114, P910
 Correia E.: P393, P394, P539
 Correia J.: P249, P581
 Correia L.C.: P2189
 Correia M.: P1274, P1797, P1977, P2223, P584, P596
 Correia S.: P1025, P309
 Corrieri N.: I595, P1812, P559
 Cortese A.: P2142, P232
 Cortiana P.: I392
 Cosei I.: P1117, P1608, P1619, P1622, P1893, P2121, P2170, P255, P358, P937
 Cosic Z.: P1947, P558
 Cossa S.: P1771
 Cosson M.V.: P2292, P2305
 Costa A.R.: 94
 Costa Cabral J.: P234, P988
 Costa H.: P1776
 Costa J.: 698, P2182, P992
 Costa J.F.O.: P2116, P2125
 Costa M.: P483
 Costa S.: P1752, P565
 Costa S.M.L.: P1923
 Costabel J.P.: P1621
 Costa-Grana C.M.: P1000
 Costantino G.: P2239
 Costanzo M.R.: P1723
 Costa-Scharplatz M.: I382, I383
 Cota Apodaca L.A.: P578
 Cotoban A.: P1936
 Cotter G.: 878, P227
 Cotter J.: P1185, P398
 Cottureau A.S.: 53, 2082
 Cottin Y.: P933
 Cotton N.: 2068
 Couetil J.P.: P1331, I396
 Cousin V.: P317
 Coutance G.: I588, P1045, P1331
 Couto-Mallon D.: P1000, P1043, P1144, P477
 Coutrot M.: P2289
 Covaliov A.: P1117, P1608, P1619, P1622, P2170, P255, P358
 Cowie L.: P945
 Cowie M.: P1681, P911
 Cowie M.R.: I385, 2067, P1612, P1671
 Cox S.: P1830
 Coyne Z.: P903
 Cozzi E.: P1851
 Craig C.: P354
 Crain E.: P643
 Cransac F.: P1609, P319
 Craveiro N.: P1786, P393, P394

Crawley R.: P2178
 Crea F.: 2079, P621, P956
 Crespo-Leiro M.G.: P1000, P1043, P1144, P1708, P222, P477, P913
 Crippa D.: P1964
 Crisostomo V.: P1309, P634, P645, P647
 Cristaldo N.: P1641
 Cristallini J.: 889
 Cristescu C.: P1974
 Cristol J.P.: P1609
 Cristovao J.: P2242
 Critchley W.: P1295
 Crociani A.: P909
 Crognier L.: 2070
 Crossley I.: 2068
 Crozatier B.: P2287
 Critchley W.: P630
 Cruz Arandiga R.: P979
 Cruz C.: P1160, P1162, P1192, P408
 Cruz C.A.R.: P1923
 Cruz F.: P1753
 Cruz F.D.C.: P1041
 Cruz I.: P1083, P2229, P392
 Cruz Ruiz M.: P294
 Cubillos Arango A.: P2111
 Cuckon S.: P930
 Cueff C.: P1120
 Cueff C.C.: 2081
 Cuenca-Castillo J.J.: P1144
 Cuenca-Peiro V.: P1059
 Cunic J.: P1857
 Cunha I.: P234, P539, P988, I539, P1721, P2112
 Curdia Goncalves T.: P1185, P398
 Curiati M.N.C.: P1179
 Curinier C.: P1609
 Cursack G.: P568
 Curti Gialdino A.: P1019
 Cuthbert J.: P1037, P957
 Cuthbert J.J.: P1718
 Cvetinovic N.: P1034
 Cypiene A.: P599
 Cyr V.: P1678
 Czarniawska A.: P1804
 Czer L.: 754
 Czopf L.: I536
 Czuriga D.: 31
 Czuriga I.: 31

D

Da Costa I.: P1319
 Da Silva A.P.S.: P518
 Dabek J.: P1333

Dadashova G.: P1164, P1676, P967
 Dagher-Hayek Y.D.H.: P549
 Dagostino R.B.: P532
 Dagma M.: P1035
 Dahan I.: I534, I540, 2064
 Dahlem F.: P1079
 Dahlqvist M.: P1847
 Dahlstrom U.: I378, I379, I384, I388, P510
 Dahmani R.: P2257, P604
 Daida H.: P1647, P250
 Daka B.: P522
 Dakic S.: P1163, P482
 D'alessandro C.: P1150
 Daley A.: P1328
 Dalmau Gonzalez-Gallarza R.: P1888, P1943, P563
 Daly C.: P903
 Damalakas S.: P254
 D'amaro D.: 2079, P621, P956
 Damasceno A.: P419
 Dambrin C.: P2013
 Damiani G.: P436
 Damianich G.: P1964
 Damjanovic M.: P482
 Dammak J.: P2163
 Damman K.: I386, 697, 878, P1108
 D'amore C.: P1103
 Damy T.: 53, 821, 97, P1061, P1254, P1274, P1331, P1618, P1789, P332, P405, P940, P968
 Damy T.D.: I396, 2082, P1058
 Daneluzzi C.: 889
 Daniele Catalucci D.C.: P2023
 Daniello C.: P932
 Daniels L.: P1005
 Danielsen R.: P368
 Danilenko N.G.: P377, P379
 Danilogorskaya Y.A.: P330, P1912
 Dankova M.: P2221, P256, P574
 Danny S.S.: P1611, P2137
 Danousi E.: P423
 Danzmann L.C.: P1664, P1627
 Darabantiu D.: P1617, P1656, P2005
 Darabantiu D.A.: P2119
 Darabont R.O.: I518, 702
 Dargie H.: I537, 2076
 Darmaeva I.: P2118
 Darobant R.O.: P585
 Daru V.: P1964
 Darvishova R.: P567
 Darweesh E.: P961, P965
 Das S.: 40

- Dasilva-Deabreu A.: P1631
 Daskalov I.: P1884
 Datla S.: P1749
 Daubert C.D.: P2179
 Daubert J.: P2168
 Daubert J.-C.: 48, 50, P1903
 Dautry R.: P1773
 Davault P.: P2013
 Davidavicius G.D.: 2083
 Davidson J.P.: P2311
 Davidson P.M.: 1601, P1049
 Davies B.: P1330
 Davies S.: 2068
 Davila-Ramos M.F.: 1387
 Davison B.A.: 878
 Davy J.M.: 97
 Davydenko O.G.: P377, P379
 Davydov S.I.: P896
 Davydova V.G.: P2202, P370
 Dayah T.: P1825
 De Angelis A.: P2286, P2295
 De Antonio M.: 693, 816, 890, P1033, P1719, P1720, P1823, P2277, P582
 De Barros Viegas H.: P900
 De Barry G.: P1706, P994
 De Biase L.: P1901
 De Boer R.A.: 697, P1299, P2317, P529, 814, 90, P1306
 De Diego J.: P1917
 De Donno O.: 1526
 De Freitas Marcolla V.F.: P1219, P1923
 De Geest B.: P2031
 De Gonzalo-Calvo D.: 1400, P2029, P380, 93
 De Gregorio M.G.: P1839
 De Groot J.R.: 817
 De Groote P.: 1591, 882, P1060, P1254, P1670, P1887, P2198, P2259, P317, P323, P332
 De Haan J.J.: P2015, P649
 De Jager S.C.A.: P2015, P649
 De Juan J.: P1801, P338
 De Juan-Baguda J.: P1222
 De Kleijn D.P.V.: P1118
 De Kleijn M.C.: P2250
 De La Arena P.: P1854
 De La Cruz E.: P1801, P338
 De La Cuesta Arzamendi F.: P1932, P277, P542, P978
 De La Espriella Juan R.: 886
 De La Espriella R.: P1963
 De La Fuente A.: P995
 De La Fuente-Galan L.: 1587, 1589, 1598
 De La Rosa Riestra A.: P1986
 De Laurentis M.: P2004, P2006
 De Lepper A.G.W.: P2250
 De Lorenzo C.: P2004, P2006
 De Luca A.: 819
 De Luca G.: P1733
 De Maeschalck L.: P1669
 De Martino F.: P1103
 De Meester C.: P1278
 De Menezes Falcao L.F.: P518
 De Miguel-Yanes J.M.: P224
 De Mora-Martin M.: P1059
 De Mulder Delphine D.D.: P1318
 De Nadai N.: 821
 De Paris V.: 889
 De Pedro Alvarez L.: P2126
 De Ruitter H.: P2030
 De Santa Barbara P.: P1303
 De Teresa-Galvan E.: P1128, P1129, P1153, P1811, P1826, P1856, P2174, P2208, P2227
 De Vecchis R.: P1722, P2004, P2006, P2110, P931, P960
 De Vicente-Ortega A.: P2174, P2208
 De Vivo O.: P243
 De Vries A.: 691
 De Vusser P.: P1707
 De Waha S.: 1538
 De Zuttere D.: P947
 Debarshi D.: P1134
 Decaux J.: 173
 Dechanet A.: P1683
 Decorps A.: P1609
 Dediu G.: P1069
 Dediu G.N.: P1052, P1815
 Defontaine A.: P1855
 Degiovanni A.: P1981
 Deglasse Jean-Philippe J.P.D.: P1318
 Degoricija V.: P219
 Degroote P.: P1618, P940
 Deharo J.C.: P1134
 Dehedin I.: P1683
 Dehghani A.: P1712
 Dei Zotti F.: P2035
 Deis T.: P1101, P1870
 Dejanovic B.: P1892
 Dejanovic J.: P1997
 Dekany M.: P1007, P1931
 Dekleva M.: P1262
 Dekleva M.D.: P2159
 Del Hierro Baleztena M.: P1692
 Del Rio C.L.: P2025
 Del Ry S.: P2314, P507, P511
 Del Sindaco D.: P2217
 Del Torto A.: 1595, P1812, P559
 Delacroix C.: P1319
 Delasalle B.D.: P2127
 Deleon-Pennell Y.: P524
 Delgado Alves J.: P1022, P333
 Delgado-Jimenez J.: 1587, 1589, 1598, P1222, P928
 Delgado-Nicolas M.A.: P1222
 Delgado-Paimar P.: P2126
 Deljanin-Ilic M.: P1953, P1636
 Dellalibera-Joviliano R.: P1780
 Delles C.: P2275
 Delli Quadri N.: 690, P455
 Delmas C.: 2070, P1607, P1850, P1930, P2113
 Deloux R.: 173
 Demikhova N.: P1016
 Demir E.: P463
 Demir R.: P569
 Demirevska L.: P1884
 Demiri E.: P1874
 Demissei B.G.: 878
 Demjen Z.: P1106, P1215
 Demkina A.E.: P1759, P1763, P2201
 Demos S.J.: P1220
 Demuro C.: P964
 Den Ruijter H.: P583, P1118
 Denaro C.: P971
 Denchev S.: P1666, P2190, P2191
 Denicevich T.L.: P2177, P1205
 Denisevich T.: P473
 Denisova T.: P512
 Derakhshesh M.: P2224
 Dergilev K.: P620
 Desai A.: P432
 Desaubry L.: P2007
 Desch S.: 1538
 Desch U.: P403
 Destounis A.: P502
 Dettmann L.: P597
 Deux J.F.: 53
 Devaney L.: P1166, P1739, P335
 Devaraj S.: P973
 Devaux Y.: P1209, P2010, P2033, P2279, P644
 Devore A.D.: 876, P1750
 Devuyt Olivier O.D.: P1318
 Dewi T.I.D.: P1791
 Deyoung P.: P419
 Dezortova M.: P2164

- Dhakal B.P.: P1151, P1748
 Dhital K.: 1601
 Dhoble A.: P1631, P1825
 Di Biase G.: P931
 Di Chiara A.: P1926, P548
 Di Comte G.: P968
 Di Lenarda A.: 690, 889, P1926, P2217, P455, P548
 Di Mauro M.: P304
 Di Mauro V.: P2023
 Di Pietro R.: P1756
 Di Rienzo R.: P1005
 Di Salvo E.: P1216
 Di Salvo M.E.: P439
 Di Somma S.: P1005, P1640
 Di Stolfo G.: P1733, P1879
 Diaconu C.: P1069
 Diaconu C.C.: P1052, P1815
 Diallo A.: P1764
 Dias T.: P1124, P440, P443
 Dias V.A.: P1843, P322
 Diaz Carballo E.: P556
 Diaz Castro O.: P1709, P1709
 Diaz Dorronsorro A.: P496
 Diaz Fernandez J.D.F.: P1822
 Diaz J.P.D.: P981
 Diaz M.: P1222
 Diaz R.: 879
 Diaz Uberti P.: P1635
 Diaz V.: 693, 816, 890, P1033, P2277
 Diaz-Guemes I.: P645
 Diaz-Guemes Martin-Portugues I.: P634
 Diaz-Molina B.: 1598
 Diaztagle J.: P1630
 Dibartolomeo R.D.B.: 2083
 Dickstein K.: 1537, 879, 887
 Dickstein K.P.: P975
 Diego Crippa D.C.: P1246
 Dieguez Alvarez D.: P453
 Dierckx R.: P1037
 Dietl A.: P2307
 Dietrich D.L.: P229
 Diez J.: P2275
 Diez M.: P1753, P263, P478, P568
 Diez Martinez J.: 43, P496
 Diez-Delhoyo F.: P1645
 Diez-Quevedo C.: P1033, P1719, P2277
 Diguet N.: 173
 Dijos M.D.: P1058
 Dikic N.: P1276
 Dimitriu I.: P1689
 Dimitropoulos E.: P528
 Dimitrov S.: P1666, P2190, P2191
 Dimopoulos S.: P1243
 Dimova M.S.D.: P2267
 Dimova N.: P399
 Dimulescu D.: 1518, 702, P585
 Dina I.: P1069
 Ding W.H.: P1896
 Dinh W.: P1661, P1663, P2185, P949
 Dinis P.: 2065, P1644, P214, P483, P600, P603, P908
 Disomma S.: P257
 Distelmaier K.: P1178
 Dita C.: P1974
 Dividis G.: P1053
 Dixon D.L.: 1533
 Dizdarevic-Hudic L.: P2206
 Djafarov A.: P1862
 Djamandi J.: P587
 Djikic D.: P1892, P608
 Djokovic A.: P594
 Djordjevic A.D.: P2159
 Djordjevic-Radojkovic D.: P1163, P482
 Djukic T.: P608
 Djuric T.D.: P2159
 Dmitrieva R.: P618
 Dobreanu D.: P1106, P1215, P2170, P2251
 Dobrovie M.: P1283
 Dobrzynski H.: P2299
 Dodic S.: P1947, P558
 Doehner W.: P1104, P1724, P1814
 Doerr M.: 700
 Doevendans P.: P2015
 Dogan C.: 1599, 1599
 Doherty J.D.: P1684
 Dokoza Teresak S.: P219
 Dolan P.J.: P2315
 Doletsky A.A.: P308
 Dolotovskaya P.: P512, P601
 Dolz Gimenez S.: P1957
 Domain G.: P2113
 Domian I.J.: 814
 Domingo M.: 1530, 693, 816, 890, P1033, P1719, P1823, P2277, P582
 Domingues C.: P2242, P565
 Domingues K.: P2139
 Dominguez Mafe E.: P925
 Dominguez Melcon F.: P1888
 Dominguez-Franco A.J.: P1129, P1153, P1826, P1856, P2227
 Dominguez-Trejo B.: P1939, P1940
 Dominiczak A.: P2275
 Dominjon F.: 1391
 Donal E.: 48, 50, P1618, P1837, P1903, P2168
 Donal E.D.: P1279
 Donate Bertolin L.: P466
 Donay B.: P1627
 Dong F.: P1176
 Donnelly P.D.: P1684
 Doorn J.: P529
 Dorazilova Z.: P465, P467
 Dores H.: P1950
 D'orio V.: 1588
 Dorobantu M.: 1518, 702, P585
 D'ortho M.P.: 97
 Dos Santos P.: P1705
 Dosenko V.: P1993
 Doshi P.: P1631, P1825
 Doskar P.: P1156
 Doulgierakis D.: P1819
 Doudoulakis I.: P1053, P1925
 Dovgalyuk Y.: P1989
 Dovganych N.: P2115
 Dowd C.: P2311
 Dowling V.: P520
 Downer W.: P2135, P228
 Dragan S.: P1617
 Draper J.: P1197, P1199, P901
 Drevytska T.: P1993
 Drows O.: P2024
 Dridi D.Z.: P1604, P2143
 Dridi Z.: P1127, P2230, P266, P1649
 Drissa H.: P1728, P1785
 Drissa M.: P1728, P1785
 Drissi M.F.: P1792
 Drohomirecka A.: P1969
 Drozd M.: P1803, P1804, P1806, P1807, P1907
 Drozd J.: 881, P1708, P968
 Druzecz E.: P2245
 Druzhilov M.A.: P1111
 Druzhyzna O.M.: P1265
 Drzewiecka A.: P1023
 Du W.: P2317
 Du X.-J.: 35
 Duarte K.: 1537
 Duarte M.D.T.: P1742
 Duarte T.: P1025, P2247, P302, P309
 Dubois N.: P1897, P508
 Dubois-Deruy E.: P2032, P650
 Dubois-Rande J.L.: 53, P1331, 1396, 2082, P1058
 Dubolazova Y.: P1990
 Dubourg O.D.: P1793
 Duca F.: 757, P1277, P1280

- Duchateau N.: P1981
 Duckett S.: 2068
 Ducrocq G.: I528
 Dudek M.: P1249, P1965, P2148
 Dudinskaya E.N.: P1180
 Dudnik A.: P1030
 Duengen H.D.: P1661, P1663, P1715, P1978, P2185, P597, P949, P1984
 Duflos C.M.: P319
 Duishenalieva M.T.: P1731
 Duka A.: P2132
 Dumesnil A.: P2039
 Dumitrescu D.: 2088
 Duncan D.R.: P1686
 Dungen H.D.: P1034, P1163, P482
 Dunne E.: P1994
 Duparc A.: P1790
 Duplyakov D.V.: P1687
 Duponselle J.: 88
 Dupont M.: 2080, 2087, 755, 88, P1133, P1707, P2280
 Dupont M.: P976
 Dupuy A.M.: P1609
 Duraes A.R.: P2116, P2125
 Durmanov Sergey S.: P2246
 Durr A.: P1764
 Duszanska A.: P572
 Duthoit G.D.: P549
 Duva Pentiah A.: I591, P1060, P2198, P2259, P317, P323
 Duvinage A.: P1978
 Dvorak J.: P526
 Dworeck C.: P226, P934
 Dyachkov S.M.: P1838
 Dzemeshkevich A.: P1769
 Dzemeshkevich S.: P1057, P1769, P609
 Dziegala M.: P617
 Dziegala M.M.: P2011
 Dziewiecka E.: P1919, P519, P628
- E**
 Earls S.: P1690
 Eaton D.M.: P1300
 Ebara S.: P1643, P1655
 Ebeid H.: P381
 Ebmeyer S.: P907
 Ebner N.: P1104, P1796, P1814, P639
 Echazarreta A.: P568
 Echazarreta D.: P568
 Echazarreta D.E.: P247
 Echegaray K.: P2275
 Echeikh E.M.: P1604, P1605, P2143, P231
- Echeverria L.E.: P1186, P312, P987
 Ecke A.: P1143
 Edelmann F.: P1703, P1715, P1978, P597
 Edelmann F.E.: P1984
 Edes I.: 31
 Efanov E.U.: P2291
 Efimova V.P.: P484, P489
 Egom E.E.E.: P1166
 Ehsan M.: P1330
 Eicher J.C.: P1254, P1618, P332, P1982
 Eigler N.L.: P1859
 Eiras S.: P1648, P241, P487
 Eiros Bachiller R.: P496
 Eiros R.: P995
 Eisenberg T.: P2021
 Eisenring S.: P281, P963
 Eiskjaer H.: I377
 Eitel I.: I538
 Ejima K.: P1136
 Ekmekci A.: P1234
 El Azouzzi H.: P649
 El Hadidi S.: P961, P965
 El Hatimi S.: P586
 El Hattouai M.: P2226
 El Karimi S.: P2226
 El Mahmoud R.H.: P1793
 El Manaa H.E.: P318
 El Sharkawi A.: P1972
 El-Aassar H.: P448
 El-Abbadly M.: P1288
 Elamm C.: P1151
 Elamm C.A.: P1748
 Elbaz M.: P1607, P1930, P388
 Elbaz-Greener G.: P367
 Eldadah Z.: P1132
 Eleftheriadou I.: P1819
 Elena Aldana D.J.: P352
 Elezi S.: P1026, P1244, P1674
 Elezi S.H.: P2260
 Elgohary A.: P1876
 Elhaddad I.: P1004, P1626, P2109, P2162, P245, P481
 Elhefny E.: P1881
 El-Hiani Y.: 2084
 Eliet J.: P1854
 Eliezer Jesus Barreiro E.J.B.: P2040
 Elisa Di Pasquale E.D.P.: P2023
 Eljaszewicz A.: P1736
 Elkayam U.: P367
 Elkhashab K.: P381
 Ellenbroek G.H.J.M.: P1118, P2015
 Elming M.B.: I377
 Elmurodov S.I.: P2220
- Eloja J.: 703
 Elshawi R.: P292
 Elsherbiny N.: P381
 El-Sherif R.: P448
 Elsner S.: P1104
 Elvas L.: P2242
 Emdin M.: I521, P1302, P1717, P276, P497, P511
 Emelyanova A.L.: P896
 Emmanuel Beillard M.B.: P2272
 Emoto N.: I75
 Enache B.: P1157
 Enache V.: P252
 Enar S.C.: P367
 Enghusen-Poulsen H.: P997
 Engin C.: 2085
 Engin E.: P463
 Enina T.N.: P1187, P1236, P1838, P446
 Enjuanes C.: I530, P1720
 Ennis S.A.: P1955
 Enrique Santas E.S.: 886
 Enriquez D.: P491
 Epelde-Gonzalo F.: I387
 Eraslan S.: P1808, P2209
 Erchinger R.: P457
 Erdei T.: P1981
 Erguvan B.: P1933
 Erlikh A.D.: P307
 Erlinge D.: P1209
 Ernens I.: P644
 Ernesto Valero E.V.: 886
 Ero O.K.: P524
 Eroum A Egom E.: 2084
 Ertl G.: P233
 Eryilmaz U.: P363
 Erzen I.: P325
 Escande M.E.: P2272
 Escher F.: P1081, P1779
 Escoubet B.: P2007
 Escribano Alarcon D.: P926
 Escribano D.: P1116, P1628, P2207
 Eshfahani Hrag H.E.: P1318
 Espana Barrio E.: P1986
 Espinoza I.: P524
 Esposito G.: P2295
 Estagnasie P.: P1985
 Esteban A.: P2126, P491
 Esteban Fernandez A.: 703, P2212
 Estevez-Cid F.: P1144
 Esther A.: P1825
 Etukudo I.: P342
 Eurlings L.W.: 877
 Evangelista L.: P533

Evans J.: P1047
 Evaristi M.F.: P2013
 Evdokimov V.: P1679
 Evdokimova A.: P1679
 Evlampieva L.G.: P1257
 Evsukov K.B.: P271, P279
 Eykyn T.: 34
 Ezekowitz J.A.: 876
 Ezhova N.: P1266
 Ezzina E.Z.: P1604, P1605
 Ezzina Z.Z.: P2143

F

F Casanueva F.: P487
 F Ismail N.: P1972
 Fabbri G.: 1526, P238, P246
 Faber L.: 46
 Fabi P.: P1621
 Fabijanovic D.: P1751, P598
 Fabio Indias Carvalho F.I.C.: P2040
 Fabregas-Casal R.: P1000
 Fabri T.: P564
 Fabula A.: P419
 Faggian G.: P2238
 Faggioli C.: 889
 Faggioni A.: P2218
 Faheem N.: P2255
 Faibushevich A.: P1290, P1677
 Faini A.: P1899
 Fajardo L.A.: P1794, P336
 Falcao-Pires I.: P2294, P2302, P530
 Falco A.: P2286
 Falcon F.: P1641
 Falk C.: P2278
 Fall S.: P1155, P1166, P1739, P335
 Fallon L.: P1227
 Faltyn P.: P1919, P628
 Fan H.M.: P635
 Fan K.: P1713
 Fandino A.: P1630
 Fang F.A.N.G.: P1281
 Fann C.-Y.: 699
 Farah I.Y.A.D.: P1810, P1810
 Farahmand P.: P1150
 Faraudo M.: P1223
 Farcas A.D.: P1743, P479
 Farcasan R.: P1628, P2134, P927
 Farhati A.: P948
 Faria B.: P1185, P1772, P1886, P394, P396, P398, P506
 Faria D.: 2066, 2073, 2074, 888, P1646, P1653, P365, P941
 Faria R.: P1124, P383, P392, P440, P443

Faria-Costa G.: 174
 Farina D.: P1725, P504
 Farina S.: 1595, P573
 Farinnaci M.: P1661
 Farkas J.: P1226, P325, P553
 Farkas K.: 1536
 Farnia T.: P1845
 Farre N.: 1530, P1313, P1720, P350
 Farre R.: P1313
 Farrero M.: P1747, P459
 Farrero-Torres M.: 1594
 Farruggio S.: P439
 Fassina L.: P2238
 Fauchier L.: P1003
 Fauconnier J.: 29, P1303
 Faustino M.: P1860
 Fauto Pinto J.: P2123
 Favaloro L.: P568
 Favaloro L.E.: 1597
 Favaloro R.R.: 1597
 Favero S.: P1204
 Faxen U.L.: P2168
 Fay J.: P903
 Fay R.: P2276
 Fay S.: P1166, P1739, P335
 Fazal L.: 29
 Fazendas P.: P1252, P1797, P1967, P1970, P2223
 Fazlibegovic E.: P1928
 Fedele F.: 1531, P1756
 Federico G.: P507
 Fedida J.F.: P549
 Fedorova E.: P1679
 Fedorowski A.: P1868, P1890
 Fedotov P.: P1250
 Fedotov P.A.: P1042
 Fedrigo M.: 1392
 Fehri W.: P1188, P2257, P2258, P604
 Fehri W.A.F.A.: P499
 Feijo L.A.: P1800
 Feld Y.: P471
 Feldmann C.: P1848
 Feldsott E.A.: P1300
 Felici F.: P439
 Felker G.M.: 1381, 876
 Fellay B.: P1305
 Fennira S.: P1775
 Fenyó I.M.: P1323
 Fenyó M.I.: P1322
 Feola M.: P2265
 Ferandez Celis A.: P1917
 Feredinos G.: P1813
 Ferentinos P.: P1243

Feridooni T.: 2084
 Fernandes A.: 2065, P214, P483, P600, P603, P908
 Fernandes F.: P1311, P1314
 Fernandes F.B.: P2219
 Fernandez Anguita M.J.: P331
 Fernandez Aviles F.: P928
 Fernandez C.: 703
 Fernandez Chamorro F.N.G.: P570
 Fernandez D.A.: P1635, P409
 Fernandez Del Palacio M.J.: 36
 Fernandez Gasso M.L.: P1738, P258, P1114
 Fernandez Gonzalez B.: P1229
 Fernandez H.: P1621
 Fernandez I.: P1964
 Fernandez Lopez X.A.: P1139, P1842, P452, P453
 Fernandez M.B.: P1923
 Fernandez Martinez De Mandojana M.: P1692
 Fernandez Megia M.J.: P1966
 Fernandez Montero F.: P1738
 Fernandez Pacual C.: P258
 Fernandez-Armenta J.: 93
 Fernandez-Aviles F.: P1645, P224, P287
 Fernandez-Del-Palacio M.J.: P2296
 Fernandez-Trasancos A.: P241
 Fernandez-Twinn D.S.: P2300
 Fernando Manzur Jattin D.R.: P493
 Ferracin B.: P1170
 Ferrante F.: P1756
 Ferrari I.: 1531
 Ferraris F.: P1137
 Ferreira A.: P1827, P2123, P2225, P315
 Ferreira A.G.: P1797, P2223
 Ferreira D.: P1025, P309
 Ferreira E.: P1219, P1923
 Ferreira F.: P1252, P1956, P1962, P1967, P1970
 Ferreira H.: 2066, 888, P365, P920
 Ferreira J.: P1256, P1258, P1752, P2114, P565, P910
 Ferreira J.P.: 1537, 887, P957
 Ferreira M.: P565
 Ferreira M.J.: P1256, P1258, P1752
 Ferreira N.: P1124, P440, P443
 Ferreira-Coimbra J.: P1202, P1203
 Ferreira-Pinto M.J.: 174
 Ferrer E.: P582
 Ferrer R.: P1225, P1696, P977
 Ferreri C.: P2265
 Ferrero A.: P1048, P349

- Ferrero-Gregori A.: P928
 Ferro A.: 758, P1964, P575
 Ferro Castro B.: P1692
 Fertin M.: 1591, P1060, P1887, P2259, P317, P323, P614
 Fesler P.: P1609
 Fichtlscherer S.: P1143
 Fiebach J.B.: P1814
 Fiedler J.: P2304
 Fiedler L.: P1277
 Fielder J.: P2032
 Figal D.P.: P1702
 Figueroa Herrera A F.H.A.: P1098
 Figueroa-Herrera A.: P1014, P1173, P1182, P1938, P1939, P2002, P2151, P306, P1940, P551, P552, P1097, P1960
 Figueroa-Herrera F.A.:
 Fildes J.E.: P1295, P630
 Filice F.B.: P1901
 Filipescu D.: P476
 Filipiak K.J.: P1708, P1948, P554
 Filippatos G.: 820, P1211, P1231, P222, P261, P423, P913, P962
 Filippatos G.S.: P1671
 Filippou A.: P1010, P1691, P2171, P980
 Filippova Y.V.: P1293
 Fiordelisi A.: P1294
 Fiorentini C.: 1595
 Fiorentino F.: 698
 Firat H.: P1209, P1210
 Firdaus I.: P1611, P2137
 Firmin D.: P1077
 Fischer B.: P457
 Fischer Q.: P1849
 Fischer T.: P1242, P626
 Fischmeister R.: 811, P2020, P632
 Fisher Y.A.: P1236
 Fitchett D.: P490
 Fitzgerald A.: P2183, P458, P996
 Flaim M.: P643
 Flammer A.J.: P1665
 Flecher E.: P1688, P1855
 Flechon P.C.: P2198
 Flierl U.: P1146
 Flinn W.: P1852
 Flint K.: P1282
 Flint K.M.: 2086, P1983
 Flinta I.: P1803
 Flores E.: P459
 Flores Trujillo F.F.T.F.: P1098
 Flores Umanzor E.: P1747, P1781, 1594
 Florez Gomez R.: 95, P1191
 Flynn E.R.: P524
 Foden P.: P1295, P630
 Fogarassy G.: P1798
 Foinquinos Marin A.E.: P2304
 Fojon-Polanco S.: P1144
 Fomin I.: P1089, P1632, P1637, P2169
 Fonarow G.C.: 876
 Fonseca C.: 698, P1922, P2252, P968
 Fonseca K.C.B.: P1311, P1314
 Fonseca M.: P1025, P2247, P302
 Fonseca M.: P309
 Fonseca P.: P1124, P440, P443
 Fonseca R.S.A.: P1664
 Fonteneau A.: P2308
 Ford I.: P970
 Formisano R.: P1103
 Fornaro A.: P2181
 Forozidou E.: P1053, P1925
 Forster T.: P1798
 Fortini A.: P2106
 Fosbol E.L.: 756
 Fotos G.: P1053
 Foucher-Hossein C.: P2259
 Fougerousse F.: 1401
 Foulidis V.: P999
 Fournier F.P.: P593
 Fournier P.: P1788, P1850, P2013
 Foussas S.: P502
 Fovargue L.: P1197, P1199, P901
 Fox E.R.: P524
 Fox H.: P417
 Fox P.R.: P1300
 Fozilov H.G.: P1668, P267
 Fraczek-Jucha M.M.: P1017
 Fragiaco E.: 690, P455
 Francesconi P.: P2106, P2181
 Franci B.: P1839, P932
 Francini F.P.: P943
 Francisco A.: P2225
 Francisco A.R.: P1827, P2123
 Francisco A.R.F.: P315
 Francisco C.E.V.: P1742
 Franco A.: P1294
 Franco F.: P1752, P565
 Franco S.: 889
 Frank S.: P219
 Frankenstein L.: P1168, P291, P899
 Franssen O.: P634, P647
 Franzini M.: P1302
 Fraser A.: P1275
 Fraser A.G.: P1981
 Frati C.: P2286
 Fraty M.: 1528
 Fredj F.N.: P1605, P231
 Freitas F.R.: P1179
 Freitas P.: P2114, P900, P910, P952
 Freixa R.: P1223
 Frerker C.F.: 2083
 Fresco C.: P1926, P548
 Freund Y.: P1620
 Friberg L.: 1379, 1388
 Frick J.: P2140
 Frida Rodriguez-Quiroz N.: P1175, P1658
 Frigerio G.: P550
 Frikha Z.: 887, P1275
 Fritschka M.: P1661, P1663, P2185, P949
 Brobel-Mercier A.: P1165
 Frobert A.: P1305
 Froehlich H.: P1168, P291, P899
 Frogoudaki A.: P1211, P1927
 Frolov A.V.: P382
 Frolova Y.U.: P1057, P1769, P609
 Fruhwald F.: P282
 Frustaci A.F.: P1076
 Frystyk J.: P1903
 Fucikova A.: P1920, P371
 Fuentes-Manso R.: P1183
 Fuernau G.: 1538
 Fuernkranz A.: P378
 Fugenfirov I.: P397
 Fujimoto H.: P327
 Fujita J.: P2018
 Fukuda K.: P2018
 Fukuda T.: P353
 Fuller S.J.: P2019, P638
 Fulop G.A.: 31
 Fulton R.L.: P2153
 Fumeron F.: 1528
 Fung E.: P1823
 Furlan T.: P1952
 Furlan-Daniel R.: P1780
 Furman N.: P512, P601
 Furtado R.: 51
 Fuset Cabanes M.P.: P466
 Fusini L.: P436
 Fusto A.: 1531
 Futami S.: P327
G
 Gabartaite D.: P1208, P1639, P1891
 Gabassi G.: P1766
 Gabbani L.: P2142, P215, P216, P232, P906, P909
 Gaborit F.: 1523
 Gabra G.: P1696, P220
 Gabriela Mendez N.: P1658

- Gabutti A.: P1717
 Gacad V.: P1631
 Gachava Z.: P1286
 Gackowski A.: P1017, P347
 Gadaev A.G.: P950
 Gagarina N.V.: 52
 Gaggin H.K.: P532
 Gago M.: P2114, P910
 Gago P.: P1291
 Gago-Dominguez M.: P241
 Gaisin I.R.: P367
 Gaita F.: P1137
 Gal R.: P1062
 Galan A.: P1719
 Galat A.: 1396, 2082, 53, 821, P1058, P1789
 Galati G.: P1761
 Galban C.: P1864
 Gale C.P.: P974
 Galea N.G.: P1076
 Galeeva Z.: P1642
 Galenko V.: P618
 Galenko V.L.: P1241, P1734, P1954, P474
 Galeote Garcia G.: P1088
 Galinskaya V.: P1264
 Galinier G.M.: P593
 Galinier M.: P1607, P1618, P1788, P1790, P1850, P2013, P2113, P388
 Galiuto L.: 2079
 Gallagher J.: 2067, P1612, P1660, P1675, P1681, P2183, P2270, P458, P545, P588, P595, P911
 Gallego C.: P1794, P2275, P336
 Gallego-Sanchez G.: P1183
 Gallet R.: P1331
 Galletti M.: P2238
 Galli E.: P1837, P449
 Galli M.: P1625
 Gallo G.: P1901
 Galochkin S.: P1694, P1929
 Galuszka O.M.: P1125
 Galvez-Monton C.: P380, P475, P645, P647, P619
 Galyavich A.: P1642
 Gama V.: P1124, P440, P443
 Gamba M.A.: P300
 Gambardella J.: P1294
 Gamez Lopez A.L.: P2197, P294, P979
 Gamra H.: P1127, P2230, P266
 Gamra H.: P1649, P1832
 Gand E.: 1528
 Gandelman G.: P397
 Gandhi P.U.: P532
 Gandjbakhch E.G.: P549
 Gandon-Renard M.: 811
 Gangemi S.: P1216
 Ganiyev T.Z.: P2192
 Gansevoort R.T.: 90
 Gao J.: P1615
 Gao X.M.: 35
 Gara E.G.: 30
 Garcia A.: 93, P1801, P338, P459
 Garcia Acuna J.M.: P917, P1864
 Garcia Alvarez A.: P1781
 Garcia B.: P1859
 Garcia Bolao I.: P995
 Garcia Cruz E.: P578
 Garcia Cruz N.: P578
 Garcia De Frutos P.: P1048
 Garcia De Veas J.M.: P563
 Garcia E.: P1801, P338
 Garcia E.L.: P1664
 Garcia Frutos P.: P349
 Garcia Garcia M.E.: P1914
 Garcia Garrido L.L.: P1229
 Garcia Gomez J.: P1738
 Garcia Gonzalez J.L.: P1949, P556
 Garcia Gutierrez S.: P1932, P2277, P542, P978
 Garcia I.P.M.: P561
 Garcia J.: P224
 Garcia M.: P2212
 Garcia M.I.: P1800
 Garcia Martin R.: P1024, P262
 Garcia Ortego S.: P556
 Garcia Ortego S.M.: P1949
 Garcia Pavia P.: P1171
 Garcia Picart J.: P1048
 Garcia Pinilla J.M.: P547
 Garcia Seara F.J.: P1139, P453
 Garcia Seara J.: P452
 Garcia Seara J.R.: P1842
 Garcia-Alvarez A.: 1594
 Garcia-Blas S.: P2134, P927
 Garcia-Cosio M.D.: P1222, P1222
 Garcia-Escribano Garcia I.A.: P1738, P2258
 Garcia-Navarro E.: P2296
 Garcia-Pinilla J.M.: P1128, P1129, P1153, P1811, P1826, P1856, P2174, P2208, P2227
 Garcia-Quintana A.: P400
 Garcia-Ruiz V.: P2174, P2208
 Garcia-Salvador J.: P400
 Gardiner N.: P2299
 Gardner R.S.: P1132
 Garmash I.: P1100
 Garmash I.V.: P416
 Garnier A.: P2301, P2301
 Garnier N.: P1897, P508
 Garrido Bravo I.P.: P2249
 Garrido Castro A.M.: P547
 Garrido E.L.: P2116, P2125
 Garrido-Bravo I.P.: 1587, 1589, 1598, P1304
 Garza D.: P285
 Gasior M.: P1724
 Gaskina A.: P1107
 Gaspar A.: 2073, 2074, 47, P1646, P1653, P1961, P218, P941
 Gasparovic H.: P1751
 Gasser A.: P2007
 Gastelurrutia P.: 693, P1823, P380, P475
 Gatehouse P.: P1077
 Gaudard P.: P1854
 Gauthier J.: P1670, P966
 Gautreau C.: 1588
 Gavazzi E.: P1725, P504
 Gavira Gomez J.J.: P496
 Gavira J.J.: P995
 Gavriila I.L.: P1743, P479
 Gawor M.: P2203
 Gayat E.: 884, P1603, P2105, P222, P912, P913
 Gazdic T.: P461, P465
 Gazizianova V.M.: P345
 Geersing G.J.: P1198
 Geft D.: 754
 Gegenava M.: P2193, P509
 Gegenava T.: P2193, P509
 Gehmlich K.: P1330
 Gelbrich G.: P1978, P597, P1984
 Geletsian L.G.: P2165
 Gellen B.: 1528, P1061
 Gema Minana G.M.: 886
 Gemma D.: P1088
 Gendlin G.E.: P326
 Genest M.: P2289, P2290
 Gentile P.: 889, P1068, P559
 George E.: P2182
 George J.: P397
 George J.G.: P490
 Georges B.: 2070
 Georgievska-Ismail L.: P1273
 Georgiopoulos G.: P2171
 Gerasimenko S.M.: P1184
 Gerasimenko V.I.: P1184
 Gerber B.: P2178
 Gercheva L.G.: P2267

- Gercheva S.G.: P2267
 Gergel J.: P2221
 Gerhardt F.: 2088
 Germanov A.V.: P356
 Germanova O.A.: P356
 Gerosa G.: P1152, P1851, P469, P943
 Gerstein H.C.: 879
 Gertz M.A.: P1784
 Getiya T.S.: P1233
 Geue C.: P2180
 Ghaderi D.R.: P311
 Ghaleh B.: P2041
 Gheorghe A.C.D.: P589
 Gheorghe G.: P589
 Gheorghiadu M.: P1117, P1608, P1616, P1619, P1622, P1893, P255, P358, P916, P937
 Gheysens O.: 817
 Ghezali K.: P1683
 Ghiara C.: P216, P906
 Ghigo A.: P2288, P2292, P632
 Ghommidh M.: P2258
 Ghulam Ali S.: P436
 Giacca M.: P2030
 Giacopini C.: P921
 Giagnoni E.: P246
 Giambelluca A.: P932
 Giannakoulas G.: P1053, P1925, P1927, P525
 Giannetti N.: P1678
 Giannitsi S.: P514
 Giannoni A.: 1521, P1717, P276
 Giaquinta S.: P439
 Giardina A.: P1771
 Giasi A.: P960
 Giga V.: P1276
 Gigani O.: P610
 Gigli M.: P1068, P1766
 Gijssberts C.M.: P1118
 Gil A.: 814
 Gil A.G.: P518
 Gil Fraguas L.: P1949, P556
 Gil J.: P1977, P539, P596
 Gil J.U.: 1539, P1721, P2112
 Gil-Cayuela C.: P1316, P1317, P1913, P2027, P2298, P641
 Gilyarov M.: P260
 Gimeno Costa R.: P466
 Giner Caro J.A.: P1738
 Gingele A.: P1141
 Ginwalla M.: P1151
 Gioia M.I.: P1110, P1112, P1113
 Giomi A.: P2181
 Giorgberidze I.: P591
 Giorgetti A.: P1302
 Giraldo A.: P2296
 Girardi B.: P550
 Giraud M.N.: P1305
 Girerd N.: 1537, 884, 887, P1275, P2276, P253
 Gisele Zapata-Sudo G.: P2038, P2040
 Gislason G.: P997
 Gislason G.H.: 756
 Giuliani F.: P1733
 Giustetto C.: P1137
 Giverts I.Y.U.: P1167, P308
 Givertz M.: P2154
 Givertz M.M.: 878
 Gjergo H.: P1874
 Gkirdis I.: P514
 Gkouziouta A.: P2309
 Gladka M.M.: P2030
 Glavas D.: P1008
 Glebchenko E.A.: P1015
 Glezer M.: P1164, P967
 Glezeva N.: 40
 Glowczynska R.: P1948, P554
 Gobbo M.: 819, P1068, P1766
 Goda A.: P486, P587
 Godin G.: P966
 Godunko E.S.: P1710
 Goemine C.: P2259
 Goeminne C.: 1591, P1887
 Goena Vives C.: P1024, P1932, P262, P277, P542, P978
 Goes N.R.S.: P2116
 Gogichaishvili I.: P422
 Goh Q.L.: P1701
 Goh V.J.: P1149, P1805, P989
 Gohar A.: P583
 Goidescu C.M.: P1743, P479
 Gok G.: P1232
 Goland S.: P367, P397
 Golba K.S.: 694, P1023, P1238
 Goldbach E.: P2315
 Goldberg Y.: P1200
 Golinska Grzybala K.: P1875
 Golitsyn S.P.: P1066, P2196
 Gollub J.: 89
 Golmard J.L.: P1150
 Goshchapo-Aksenov R.: P1290
 Golukhova E.: P2253
 Golzio P.G.: P1137
 Gomaa A.: P1686
 Gomboeva S.B.: P1744
 Gombzhapova A.: P513
 Gomes A.: P1772, P1787, P396
 Gomes A.C.: P1083, P1797, P2223, P2229, P393, P394
 Gomes C.: P1843, P1863, P322
 Gomes M.: P1742
 Gomes P.: P249
 Gomez A.M.: 811, P2020, P2287
 Gomez Bueno M.: P1171
 Gomez Cano S.: P979
 Gomez Otero I.: P1634, P1638, P1648, P1709, P1709, P1842, P487, P917, P917, P928
 Gomez Otero M.I.: P453
 Gomez Rodriguez I.: P1709, P1709
 Gomez Santa Maria H.: P1621, P575
 Gomez-Carrillo V.: P224
 Gomez-Doblas J.J.: P1153, P1811, P1856, P2174, P2208, P2227
 Gomis-Pastor M.: P1046
 Gommidh M.: P604
 Goncalves F.: P2242, P2297, P565
 Goncalves I.: P1629, P2122, P2123, P2225
 Goncalves I.S.S.: P1827, P315
 Goncalves I.F.: 1399
 Goncalves L.: 2065, P1644, P214, P234, P483, P539, P600, P603, P908
 Goncalves M.: P2114, P910
 Goncalves M.L.: 1539, P1721, P2112, P1977, P584, P596, P988
 Goncalves N.G.: P2294
 Goncalves P.: P952
 Goncalves Pereira J.G.: P234, P988
 Goncalves S.: P1025, P2247, P302, P3029
 Goncalvesova E.: P256, P574
 Goncharik D.: P444, P473
 Gonlanchanvit S.: P898
 Gonzalez A.: P2275
 Gonzalez Arjol B.: P1206
 Gonzalez B.: 693, 890, P1033, P1719, P1823, P2277, P582
 Gonzalez Babarro E.: P1709, P1709
 Gonzalez Barja M.: P2212
 Gonzalez Fernandez O.: P1088, P1888, P1943, P563
 Gonzalez Ferreiro R.: P1634, P1638, P1648, P487
 Gonzalez G.: P312, P987
 Gonzalez- Islas D.: P1173, P1098
 Gonzalez J.: P1963, P925
 Gonzalez Juanatey J.R.: P1139, P1648, P1709, P1709, P1842, P452, P453, P487, P917

- Gonzalez M.: P1964
 Gonzalez Melchor L.: P1139, P1842, P453
 Gonzalez Miqueo A.: 43, P496
 Gonzalez N.: P1964
 Gonzalez P.: 93, P1115, P1824
 Gonzalez Penagaricano A.: P1692
 Gonzalez Saldivar H.: P1645
 Gonzalez-Costello J.: 1530, 1587, 1598, P1720
 Gonzalez-Costello J.L.: 1589
 Gonzalez-Cruces N.: P1811
 Gonzalez-Islas D.: P1014, P1182, P1938, P1939, P1940, P2002, P2151, P306, P551, P552, P1097, P1960
 Gonzalez-Juanatey J.R.: P1317, P1634, P1638, P1864, P2027, P2298, P241, P641, P928, P1316
 Gonzalez-Saldivar H.: P224
 Gonzalez-Vilchez F.: 1587, 1589, 1598
 Gonzalo Pascua S.: P1809
 Gonzini L.: P238
 Goodall S.: P1049
 Goode K.: P1168
 Gorbachova V.: P2210
 Gorbatenko E.A.: P1257, P576
 Gordeev M.: P1250
 Gordeev M.L.: P1042
 Gordeeva M.A.: P896
 Gordillo A.A.: P1799
 Gori M.: P238
 Gorini M.: 1526
 Gornostaev Alexander A.: P2246
 Gorodetskaya E.: P1326
 Gorsh B.: P1237
 Gorter T.M.: 91
 Goryachaya M.N.: P268
 Goryunova T.: P1735
 Gospodinov K.: P230
 Gospodinova M.: P1666, P2190, P2191
 Goto K.: P2194
 Gottwald U.: P357, P404
 Goudot F.X.: P1897, P508, P531
 Gould I.: P1056
 Gouva C.D.: P999
 Gouveia M.: 698
 Govo V.: P419
 Govorin A.: P1028, P1889
 Gozubuyuk G.: P501
 Grabowski M.: 881, P1948, P554
 Graca Santos L.: P1230, P581
 Graham E.L.: 1394
 Graham L.G.: P1684
 Grancea C.: P1974
 Grancelli H.: P1964
 Grande C.G.: P1076
 Grande D.: P1110, P1112, P1113, P996
 Grant C.C.: P2237
 Grassi C.: P621
 Grassi G.: P2239
 Grasso C.: P439
 Gray G.: 33
 Graziani F.: 2079
 Greasley P.J.: 1380
 Grebennikova A.: 705, P1164, P967
 Grechanyk M.: P1293
 Grechanyk N.M.: P1293
 Gregori D.: P469, P943
 Gregoric I.: P1825
 Gregorietti V.: P575
 Gressette M.: 173, P2301, P2301
 Griffin J.: 34
 Griffin M.: P1700
 Grigaliuniene A.: 701
 Grigioni F.: P1761
 Grigoratos C.: P1302
 Grille-Cancela Z.: P1000
 Grillo C.: P414
 Gripari P.: P436
 Grissa G.M.H.: P1604, P1605, P2143, P231
 Grkovic D.: P1261
 Groba-Marco M.: P400
 Groenewold V.: P2030
 Gronda E.: P2239
 Groninger H.: P1248
 Gross M.: P1125
 Gross U.: P1779
 Grossi F.: P2181
 Grote Beverborg N.: 92
 Gruchala M.: P1012, P2160
 Grundtvig M.: P1168
 Gruson D.: P1170
 Grzybowski J.: P2203
 Grzywna R.: P571
 Gu H.: P1903
 Guadalupe Romero G.R.: P1246
 Gual F.: P582
 Guan K.: P1334
 Guardado J.: P249
 Guariglia M.: P1005
 Guastamacchia E.: P1110, P1112, P1113
 Guazzone A.L.: 1597
 Guazzotti G.: 1526
 Gubareva E.: P2271
 Gubareva I.: P2271
 Gudelj O.: P608
 Guder G.: P233
 Gudkova A.Y.: P370
 Gudkova A.Y.A.: P2202
 Guduhin A.A.: P1989
 Guedeny P.: P1941
 Guedes H.: P1054, P1090, P1760, P2166, P2199, P2200
 Guedes J.: P1291, P1650
 Guedj-Meynier D.: P966
 Gueffet J.P.G.: P2127
 Guellich A.: 53, P1789, P405
 Guellich A.G.: 1396, 2082, P1058
 Guenancia C.: P933
 Guendouz S.: 53, 821, P1061, P1331, P405
 Guendouz S.G.: 1396, 2082
 Gueranger P.: P966
 Guerin P.: P468
 Guerreiro C.: P1124, P440, P443
 Guerreiro R.: P421
 Guerreiro R.A.: P1013, P217, P2211, P408
 Guerreiro S.: P1123, P1950, P2114, P2252
 Guerrero Perez E.: P2249
 Guessoum C.I.: 41
 Gueye A.: P1683
 Gueyffier F.: P521
 Guha K.: P2178
 Guido Damianich G.D.: P1246
 Guijarro D.: P1120
 Guijarro D.G.: P2127
 Guilherme Carneiro Montes G.C.M.: P2038
 Guimaraes J.T.: P1202, P1203, P235
 Guimaraes T.: P1629, P1827, P2122, P2123, P2225, P315
 Guinemer S.: P1319
 Guisado-Espartero M.E.: 1387
 Gulasti S.: P363
 Guler N.: P275
 Guliyev F.A.: P984
 Gullberg E.: 1525
 Gummel J.: P1628, P2134, P927
 Gunes H.: P1695
 Gunes H.M.: P1131
 Gungor H.: P1245, P293, P363
 Gunnarsson G.: P368
 Guo Z.M.: P1320
 Gupta R.C.: P2009
 Gurbuz D.C.: P1232
 Guri O.: P1223

Gurshchenkov A.: P1072
 Gusakova A.: P1213
 Gustafsson F.: I523, P1101, P1285,
 P1870, P2184
 Gustofsson F.: P468
 Guthof T.: P623
 Guthrie S.D.: P1784, P1937
 Gutierrez Landaluce C.: P1809
 Gutierrez Martin M.A.: P2233
 Gutleben K.J.: P472
 Guvenc T.S.: P293
 Guvendi B.: I599, I599
 Guzel S.: P275
 Guzman Martinez G.: 95, P1191, P1888
 Gwag H.B.: P919
 Gyamdjyan K.: P1918
 Gyongyosi M.: 30, P2304

H

Ha R.: P464
 Haapio M.: P1624
 Haarbo J.: I377
 Habbal R.: P1004, P1626, P2162, P2232,
 P245, P412, P481
 Habenicht V.: P282
 Habon T.: P1062
 Hadadi A.: P2232, P412
 Hadadi L.: P1106, P1215
 Hadavand N.: P2179
 Haddad F.: P464
 Haddad H.: P221
 Hadjadj S.: I528
 Hadland R.: P2131
 Haehling S.V.: P1796
 Haeusler K.G.: P1814
 Hafizullah M.: P944
 Hafstad A.D.: 34
 Hage A.: 754
 Hage C.: 48, 50, P1279, P1903, P2168,
 P278, P510
 Haggui A.: P1188, P2257, P2258, P604
 Hagiwara N.: P1136, P369
 Hajdusek P.: P320
 Hajek M.: P2164
 Hajjar R.: 36
 Hajlaoui N.: P1188, P2257, P2258, P604
 Halimi J.M.: I528
 Haliti E.: P1026, P1244, P1674
 Hall K.: P1237
 Hall M.E.: P524
 Hall R.: P367, P636
 Hall T.S.: P1209
 Hallbaum M.: P438
 Halle M.: P1978
 Halliday B.: P1077
 Halliday B.P.: P1768
 Hallow K.: I380
 Halnon N.: P1698
 Halon D.A.: 704
 Halvorsen S.: P1209
 Hamad E.: P929
 Hamborg T.: P1955
 Hamdani N.: P2302
 Hamdi I.: P1188, P2257, P2258
 Hamdi I.M.E.N.: P499
 Hametner B.: P1001
 Hamilton M.: 754
 Hammami R.: P1820, P1973, P2163,
 P503
 Hammill B.G.: 876
 Hammond M.: P2269
 Hammou L.: P248
 Hammoudi N.: P1682, P1941, P274,
 P955, P958
 Hamrefors V.: P1868
 Hamza O.: I399
 Han K.-R.: P1082
 Han S.J.: P2281
 Han S.W.: P1119, P2001
 Han W.H.: P1021
 Hanley C.: P996
 Hannu M.K.: I601
 Hantous S.: P1181
 Hantous-Zannad S.: P1882
 Hao Wang H.W.: P1325, P2038
 Haouala H.: P1188, P2257, P2258, P604
 Haouala H.: P499
 Harada K.: P327
 Haraldsson I.: P226, P934
 Harari S.: P573
 Harders G.E.: 32
 Hardman S.: 2076
 Hardyman M.A.: P638
 Harisades J.E.: P532
 Harjola V.P.: P939
 Harjola V.-P.: P1624, P225, P2279
 Harkess M.: I601
 Harkins V.: P588, P595
 Harouki N.: I401, P2039
 Harouki N.: P612
 Hartan I.: P589
 Hartman J.C.: 37, P2025
 Hartmann O.: P1640
 Harty G.J.: 32
 Hartyanszky I.: I395
 Haruki K.: P369

Haruki S.: P369
 Hasanah D.: P990
 Hasbak P.: P494
 Hasdai D.: P537, P538, P541
 Hasenfuss G.: 41, P1334, P1978, P597
 Hasenfuss G.H.: P1984
 Hashemi D.: P1661, P1663, P1715,
 P2185, P597, P949
 Hashieva F.M.: P1759, P1763, P2201
 Hassam S.: P1982
 Hassan A.: P1135
 Hassine M.: P1127, P2230, P266
 Hassine M.: P1649, P1832
 Hata R.: 2078, P1138
 Hatem S.: P1941
 Hathcock M.: P606
 Hatlestad J.D.: P454
 Hatori N.: P1757
 Hatori Y.: P1757
 Hatzinikolaou-Kotsakou E.: P1836
 Hausfater P.: P1620
 Hausleiter J.: I389
 Haverich A.: 2069
 Haverkamp W.: P1796
 Havlenova T.: P637
 Haymann J.P.: P1941
 Hayrapetyan H.: P1027, P1164, P295,
 P967
 Hayward C.S.: I601, P1049
 Heads R.J.: 38
 Healy S.: P445
 Hebbar E.: I591, P1060, P1887, P317,
 P323
 Hebert K.: P422
 Hecht C.: P1675, P2183
 Hecht Olsen M.H.: P522
 Hecker M.: P2024
 Hector Gomez H.G.S.M.: P1246
 Hegarova M.: P461, P465, P467
 Hegedus P.: P1301
 Hehn A.: P1783
 Heidenreich P.A.: 876
 Heiligenberg M.: P1109
 Heinkel F.: 42, P623
 Hekimian G.: 759
 Helali S.A.N.A.: P1728, P1785
 Helmlinger G.: I380
 Helms T.: P457
 Henein M.: P1244
 Henein M.Y.: P1026, P1055, P1674,
 P1755, P1758, P2260, P360
 Henon-Goburdhun C.: I391
 Henriques C.: P1022, P333

- Henriques-Coelho T.: 174
 Henry J.-P.: P2039, 1401
 Henry P.: P1930
 Hentati M.: P503
 Heppner H.J.: 700
 Herbst A.: P2142, P215, P216, P232, P906, P909
 Heredia Cambra R.: P926
 Heredia R.: P1628, P1963, P2134, P925, P927
 Hering D.: 46
 Hernandez A.: P449, P995
 Hernandez A.F.: 876
 Hernandez Campo J.: P2233
 Hernandez Fernandez I.: P1738
 Hernandez M.: P459
 Hernandez N.: 2070
 Hernandez Zenteno R.H.C.R.: P1098
 Hernandez-Enriquez M.: 1594
 Hernandez-Garcia J.M.: P1128, P1129, P1153, P1826, P1856, P2227
 Hernandez-Ramirez J.: P400
 Hernandez A.: P1913
 Hernando Arizatela L.: P1738, P258
 Herold I.H.F.: P2250
 Herrador Fuentes B.: P979
 Herregods M.C.: P1086
 Herrera Flores C.: P386
 Herrera J.A.: P1158
 Herrera J.E.: P1158
 Herrera-Norena J.M.: P1144
 Herreros Ruiz Valdepenas B.: P1986
 Herrmann E.: P1143
 Herrmann-Lingen C.: P1978
 Hersunarti N.: 175, P1031, P346, P990
 Hersunarti N.H.: P2150
 Hervas-Sotomayor D.: 1589
 Herz C.: P1242
 Hesselink D.A.: P1148, P2241
 Heublein D.M.: 32
 Hickey A.: P971
 Hidden-Lucet F.H.L.: P549
 Hiemstra C.: P634, P647
 Higman James D.: P2131
 Higuera J.: P491
 Higuera Nafria J.: P2212
 Hiis H.G.: P2305
 Hiki M.: P1647, P250
 Hildebrandt B.: P1796
 Hilfiker-Kleiner D.: P2278
 Hilkens P.: 755
 Hillege H.: 691
 Hillege J.L.: P1108
 Hilova Y.V.: P516, P517
 Himbert C.H.: P549
 Hipolito-Reis A.: P1835
 Hirakata H.V.: P1910, P1988
 Hirsch E.: P2288, P2292, P632
 Hittinger L.: 53, 821, P1331, P2041
 Hittinger L.H.: 1396, 2082
 Hitzeman T.C.: 754
 Hivonnais A.: P2308
 Hladunski M.: P571
 Hlavata K.: P2164
 Hlawaty M.: P2266
 Ho C.Y.: P368
 Hobbs F.D.R.: P2184
 Hochadel M.: P291
 Hocini H.: P1331
 Hodoscek L.M.: P324
 Hofer I.E.: P1118, P2015
 Hoefsten D.: 1377
 Hoendermis E.S.: 91
 Hoes A.: P583
 Hoes A.W.: P1198, P1662, P975
 Hoffman O.: P966
 Hoffmann J.D.: P1848
 Hogg K.: P2180
 Hohendanner F.: P623
 Hohl M.: P1327, P2028
 Hoit B.D.: P1748
 Hojakuliyev B.G.: P1335
 Holanda M.T.: 94
 Holcman K.: P1883, P1919, P2266
 Hole T.: P1168
 Holert F.: P2140
 Holm H.: P1868, P1890
 Homeniuk A.: P1980
 Hong B.K.: P2261
 Hong K.S.: P1272
 Hong T.J.: P2293, P904
 Hong T.T.: 754
 Honsova E.: P1778
 Hooper C.: P1330
 Hoppe U.C.: P2273
 Horakova L.: P1920, P371, P372
 Horjeti B.: P1874
 Hornyak L.: P1798
 Horstkotte D.: 46, P417, P472
 Horta E.: P1123
 Hoskova L.: P461, P640
 Hotta V.: P1314
 Houissa K.: P1188, P2257, P2258
 Houser S.R.: P1300
 Houthuizen P.: P2250
 Hovhanisyan M.: P1027, P295
 Howarth F.C.: P2299
 Howell N.: P1853
 Hoye A.: P1749
 Hricak V.: P2221
 Hristova J.: P1666, P2190
 Hristova K.: P1697, P399
 Hristovski Z.: P1273
 Hsi B.: P1825
 Hsi B.H.: P1631
 Hsieh M.J.: 45
 Hua Q.L.: P1615
 Huang F.: P955
 Huber C.H.: 1600
 Huberman J.P.: P966
 Hubert A.: P1837, P449
 Hude P.: P1080
 Hudzik B.: P1724
 Hue S.H.: 1396
 Hueb J.C.: P564
 Huebscher D.: 41
 Huelsmann M.: P1178
 Huemmerl M.: 810
 Huet F.: P1303, P319
 Hughes D.: P2222
 Hughes E.H.: P1693
 Hugo Corrales Santander D.R.: P493
 Hugo Grancelli H.G.: P1246
 Huisman A.: P1118
 Hulin A.: P405
 Hullin R.: 1592, 1600, P348
 Hummel Y.M.: 91, P580
 Hung C.L.: 49
 Hung T Ngarmukos C.L.: P1177, P2244
 Hung W Shimizu C.L.: P1805
 Huntley B.K.: 32
 Hupfer S.: P968
 Huskova Z.: P640
 Hussain M.: P1659
 Hussain R.I.: P2184
 Hussein A.: P448
 Huttin O.: P1275, P253
 Huybreock D.: P2030
 Huynh T.: P1678
 Hwang B.H.: P2282
 Hwang H.-J.: P2173
 Hwang K.K.: 883, P236, P237, P923
- I**
 I Mokarrab M.: P1972
 Iaccarino G.: P1294
 Iacoviello M.: P1110, P1112, P1113, P996
 Iakobishvili Z.I.: P537, P538, P540, P541
 Iancu A.: P1069

Iancu M.A.: P1052, P1815
 Ibarguren Olalde K.: P262
 Ibarrola J.: P1917
 Ibero J.: P995
 Ibisoglu E.: P1131
 Iborra Egea O.: P619
 Iborra O.: P380
 Iborra-Egea O.: P645
 Ibragimov S.: P1614
 Ibraheem A.: P1881
 Ibrahim N.: P532
 Ibrahim P.: P1026, P1244, P1674, P2260
 Igawa W.: P1643, P1655
 Iglarz M.: P2039
 Iglesias Alvarez D.: P1139, P1842, P452
 Iglesias Del Valle D.: P1801, P338
 Iglesias E.: P995
 Iglesias-Gil C.: P1144
 Ignaszewski A.: P221
 Iharada Y.: P985
 Ilaresko M.: P1908
 Ikeda Y.: P2194
 Ikemiyagi H.: P1951
 Ikonomidis I.: P1211
 Ilchenko I.A.: P1711
 Il'giovine Z.J.: P1750
 Ilic A.: P1261, P1997, P424
 Ilic B.: P1953
 Ilic D.J.: P1261
 Ilic S.: P1636
 Ilyina T.V.: P1762
 Imbalzano E.: P1216, P1247
 Immonen K.: P2279
 Immordino F.A.: P1019
 Inchaouh A.N.: P2232, P412
 Inci M.: 1399
 Inci S.: P1232
 Inder A.: P1805
 Infante Vazquez O I.V.O.: P1098
 Iniesta Manjavacas A.M.: P1088, P563
 Iniguez A.: P1782
 Inzucchi S.E.: P490
 Ioanes D.: P226
 Ioaness D.: P934
 Ioannidis C.: P502
 Ioannidou S.: P1813
 Ion A.: P223
 Ionac A.: P1157
 Iordache I.: P252
 Iosifidis S.: P1010, P1691, P2171, P980
 Iravedra M.: P1115, P1824
 Irazusta Cordoba F.J.: P1088, P1888, P1943, P563

Irisov D.B.: P2192
 Irkin O.I.: P1996
 Irmalita I.: P1611, P2137
 Irnazarov A.: P1862
 Irwan Muin R.: P1726
 Isabegovic M.: P2206
 Isendarov K.: P1808, P2209
 Ishida J.: P639
 Ishihara S.: P1987, P914, P914
 Ishikawa J.: P327
 Ishiyama T.: P327
 Ismail U.: P1659
 Ismailov M.: P935
 Ismatov A.: P935
 Isnard R.: 1391, P1254, P1618, P1682, P1764, P1941, P274, P332, P940, P955, P958
 Isomura N.: P1643, P1655
 Issa V.S.: P1041
 Itani R.: P369
 Ito T.: P2130
 Ito Y.I.: P924
 Itti E.: P1789
 Itzi E.I.: 2082
 Ivanec F.: P1003
 Ivanov M.: P622
 Ivanov V.: P2268, P622
 Iversen K.: 1523
 Ivey-Miranda J.B.: 1594
 Ivkin D.Y.: P629
 Iwabuchi M.: P1951
 Iwasaki Y.I.: P924
 Iyengar S.S.: P1727
 Iyer S.R.: 32
 Izaguirre E.: P543
 Izquierdo I.: 93

J
 Ja K.P.M.M.: P625
 Jaafar P.: P1120
 Jaamaa-Holmberg S.: P905
 Jaarsma T.: 691, 705, P1221, P1224, P1226, P1231, P456, P534, P553, P975
 Jaccard A.: P405
 Jackson D.: P1011
 Jackson R.: P1768
 Jackson T.: P1197
 Jacob K.: P546
 Jacobs F.: P2031
 Jacobs J.W.: P2311
 Jacobs L.: P957
 Jacobs N.: 812
 Jacquelinet M.: P1060

Jago A.: P1166, P1739, P335
 Jagu B.: P2308
 Jahic E.: P1051
 Jaime P.: P1182
 Jain A.: P340
 Jakab A.: 30
 Jakovljevic D.: P1942
 Jakstaite A.M.: P599
 Jakus N.: P1751, P598
 Jakutis G.: P244
 Jalabert A.: P1706, P994
 Jaliff F.: P409
 Jalled A.: P1649, P1998, P1832
 James S.: P1660, P1675, P2183, P2270
 James S.I.: P458
 Janas J.: P2203
 Jang J.: P2282
 Jang S.W.: P2282
 Jang S.Y.: P1087, P1865, P2124
 Janjic A.: P1857
 Jankovic N.: P1892, P608
 Jankovic-Tomasevic R.: P1163, P482
 Jankowka E.A.: 885
 Jankowska E.: P1806, P1814
 Jankowska E.A.: P1724, P1803, P1804, P1807, P2145, P1907, P2011, P617
 Janse Van Rensburg A.: P2237
 Jansen Van Rensburg D.C.: P2237
 Jantti T.A.J.: P2279
 Januzzi J.L.: P532
 Jaqueline Soares Da Silva J.S.S.: P1325
 Jara Rubio R.: P1914
 Jardim P.C.B.V.: P561
 Jardim T.S.V.: P561
 Jarkovsky J.: P1080, P480
 Jarolim P.: P320
 Jaroslaw Damian Kasprzak J.D.K.: P1729
 Jasiewicz M.: P571
 Jatava J.: P543
 Jaulent M.C.: P1845
 Jauregui J.C.: P1625
 Javanainen T.: P939
 Jaye D.: P1156
 Jedaida B.: P604
 Jedidi J.: P2163
 Jedrzejuk D.: P1803
 Jenkins G.: P606
 Jensen J.: 1523
 Jensen S.E.: P1209
 Jeon E.S.: P1623, P1865, P2117, P236, P290, P919, P923
 Jeong J.O.: P265
 Jessen N.: P419

Jesus A.G.Q.: P2116, P2125
 Jesus I.: P1291, P1650
 Jeuthe S.: P623
 Jeyaindran S.: P1021
 Jha S.R.: 1601
 Jhund P.S.: 1527, P321
 Jimenez- Cepeda A.: P1939, P2151, P1173, P2002
 Jimenez Cruz V.: P2111
 Jimenez G.: P459
 Jimenez M.: P547
 Jimenez M.G.: P300
 Jimenez Martinez M.E.: P1949, P556
 Jimenez Medina E.: P294
 Jimenez S.: P300
 Jimenez Valtierra J.: P1986
 Jimenez-Britez G.: P1747
 Jimenez-Cepeda A.: P1014, P1182, P1938, P1940, P306, P551, P552
 Jimenez-Cepeda A.G.: P1097, P1960
 Jimenez-Navarro M.: P2174, P2208
 Jimenez-Navarro M.F.: P1128, P1129, P1153, P1826, P1856, P2227
 Jimenez-Valero S.: P1088
 Jino H.: P537, P538, P540, P541
 Jiniu J.R.J.: P1701
 Jirak P.: P2273
 Jo S.H.: P2281
 Joao I.: P1083, P2229
 Johansen M.L.: 1523
 Johansson D.: 1525
 Johnson M.: P1749
 Johnson M.J.: P2180
 Johnson M.R.: P367
 Johnson S.: P1825
 Johnston J.: 1381
 Jonas J.C.J.: P1318
 Jonauskienė I.: P1975, P2216, P334
 Jondeau G.: P1683
 Jones H.: P1955
 Jones K.: P420
 Joo S.B.: P251
 Jorba I.: P1313
 Jordao M.R.: P1311
 Jose Manuel Garcia Pinilla J.M.G.P.: P352
 Joseph Y.: P2299
 Josiak K.: P1907, P2011, P617
 Joung B.: P1844, P447
 Jovanovic L.: P498
 Jovenaux L.: P1795
 Jovic M.: P2156
 Joy G.: P1084, P384
 Joyce E.: P2154, P432

Jozwiak M.: P2041
 Ju E.S.: P1623, P2117, P290, P919
 Juan Sanchis J.S.: 886
 Juaristi Azpiazu L.: P1692
 Jubishi C.: P327
 Jug B.: P1911, P324
 Juhasz B.: 31
 Jujic A.: P1890
 Juknevičius V.: P1208, P254, P938
 Julio Nunez J.N.: 886
 Jumbo L.: P543
 Junca G.: P582
 Jung C.: P2273
 Jung M.K.: P1119
 Jung R.: P1997
 Jungmann A.: P2024
 Juraeva V.H.: P269
 Jurcevic Zidar B.: P1008
 Jurgaitiene R.: P1639, P1891
 Jurgens M.: 1523
 Jurgilewicz D.: P571
 Jurin H.: P1751, P566, P598
 Jurkko R.: P939
 Just A.: P2304
 Juzar D.A.: P1611, P2137

K

Kaabachi S.: P1728, P1785
 Kabili S.: P1874
 Kablucko D.: P1207, P1975, P334, P938
 Kadam U.: 2068
 Kadariya D.: 1533
 Kadirova S.H.: P1040
 Kadoglou N.P.E.: P2250
 Kadota K.: 2078, P1138
 Kain R.: 757
 Kaiukov I.G.: P629
 Kalenikova E.: P1326
 Kaleva V.K.: P2267
 Kaliadka M.G.: P1205
 Kalinauskas G.: 2083
 Kallel R.: P2163
 Kallvikbacka-Bennett A.: P1885
 Kalogirou G.: P1010, P1691, P2171, P980
 Kalra P.: P1681, P470, P911
 Kalra P.R.: P2178
 Kalra P.R.: 2067, P1612
 Kaluzna-Oleksy M.I.: P1249, P1965, P2148
 Kalyagin A.N.: P259
 Kamalesh M.: P973
 Kamenshikov N.O.: 1390
 Kamilova U.: P1040, P951

Kamilova U.K.: P1002, P269
 Kaminski K.: P1736, P571
 Kaminski K.A.: P337
 Kamiya K.: P1102
 Kammerlander A.: P1277
 Kammerlander A.A.: 757, P1280
 Kammoun I.: P1181, P1882
 Kammoun S.: P1775, P1820, P1973, P2163, P503
 Kamperidis V.: P525
 Kanamarlapudi V.: P2240
 Kanazirev B.N.K.: P2267
 Kanbayashi K.: P369
 Kandolf R.: P1079
 Kang S.M.: P1119, P1844, P1865, P236, P447, P923
 Kangawa K.: P2303
 Kanjuh V.: P2156
 Kano S.: P2130
 Kantor P.: P1698
 Kanzaki M.: P523
 Kao D.: P1282
 Kao D.P.: 2086, P1983
 Kapala J.: P1193
 Kapelios C.: 1397, P1243, P1819
 Kapetanakis S.: P1197, P1199, P901
 Kaplon-Cieslicka A.: 881, P1708
 Kaplunova V.Y.: P330, P1912, P389
 Kappos K.: P1813
 Kapusniak V.: P617
 Kar B.: P1825
 Kara T.: P1105
 Karabinowska A.: P1919, P519, P628
 Karaca O.: P1131
 Karaduman A.: 1599, 1599
 Karam S.: 811, P632
 Karathanos A.: P378
 Karatzanos E.: P1243
 Karaulova Y.U.: P2172
 Karauzum I.: P1714
 Karauzum I.Y.: P1817
 Karauzum K.: P1714, P1817, P293
 Karbach J.: P2187
 Karben Z.: P982
 Karck M.: P1301
 Karim B.: P1726
 Karim Z.: P2213, P2214
 Karimov A.M.: P1668, P267
 Karimov R.: P1862
 Karpenko D.G.: P297, P426
 Karpenko M.: P1250
 Karpenko M.A.: P1042
 Karpov A.A.: P629

- Karpov R.S.: P2146
 Kartas A.: P1053, P1925
 Karvounis H.: P1053, P1925, P1927, P525
 Kasahara S.: P1894
 Kasai T.: P1647, P250
 Kashtanova D.A.: P2014
 Kasim M.: 175
 Casinos N.: P502
 Kasner M.: P1125
 Kasraoui I.: P1181
 Kassongo A.: P947
 Kastel B.: P1999
 Kasten M.: P2278
 Kasztura M.: P1806, P1807, P1907, P2011, P617
 Kataoka H.: P897
 Katikitala K.: P591
 Kato N.P.: P1221
 Kato R.: P2194
 Kato T.: P1647, P250
 Katopodis K.P.: P999
 Katova T.Z.: P1697
 Katsimichas T.: P523
 Kattner L.: P1334
 Katus H.A.: P291
 Katus H.A.: 810, P1168, P899
 Katzmann J.: P387
 Kaur K.: P1885
 Kautzner J.: P1778, P2164, P320, P465, P640
 Kavaliunaite E.: P334, P938
 Kavoliuniene A.: 701, P1207, P1639, P1891, P1975, P2216, P244, P254, P334, P938
 Kawase Y.: 2078, P1138
 Kaya E.: 2085
 Kaya H.: P1245, P1673, P1695, P293
 Kayatin R.: P1748
 Kaye D.: P1285, P468
 Kayed M.O.: P1287
 Kaymaz C.: 1599, 1599
 Kaypakli O.: P501
 Kayumova G.: P2129
 Kazachenko A.A.: P271, P279
 Kazak A.: P615
 Kazakov A.: 812, P636
 Kazatsker M.: 1534, 1540, 2064
 Kazimierczyk R.: P571
 Kazimli A.V.: P1958
 Kazmi S.: 1529, P1168, P1905
 Kazunina N.: P1871
- Keane C.: 2067, P1235, P1612, P1660, P1675, P1681, P2175, P2183, P2270, P458, P911
 Kedev S.: P1006
 Keka E.: P423
 Kellermayer D.: 815, P642
 Kelly M.: P1330
 Kelly N.P.: P532
 Kelly O' Haire J.: P1867
 Kelm M.: P378
 Kenny D.: P1994
 Kent A.: P996
 Keogh A.: 1601
 Keramida K.: P1085
 Kercheva M.: P1213
 Keren G.: P2224, P407
 Kerk K.L.: P1149
 Kerneis M.: P955
 Kerner A.: 1389, P1859
 Kesri-Tartiere L.: P976
 Ketelslegers J.M.: P2276
 Kewcharoen J.: P1657
 Khachatryan L.: P1919, P519, P628
 Khader M.: P264
 Khadher N.: P948
 Khalil C.: P933
 Khalil M.: P1225, P220, P977
 Khalil R.: P1994
 Khan A.D.N.A.N.: P270
 Khan B.: P1155
 Khan M.: 38
 Khan M.A.K.: P1667
 Khan S.: P1745
 Kharbouche K.: P1004, P1004, P1626, P1626, P2109, P2109, P2162, P2162, P245, P481, P481
 Kharisova E.: P1642
 Kharlap M.: P1774
 Kharoubi M.: 821, P405
 Khasanova M.K.: P1015
 Khateeb M.: P292
 Khazova E.V.: P345
 Khoshkish S.: P1327
 Khripun A.V.: P1710
 Khromova A.: P1946
 Khromova N.: P618
 Khuyag B.: P902
 Kiczak L.: P2011, P617
 Kido T.: P1643, P1655
 Kiechl S.: P2021
 Kiernan T.: P354, P375
 Kievet R.: P583
 Kifani A.: P301
- Kijima Y.: P353
 Kilani M.: P1882
 Kilic S.: P1232
 Kilic T.: P1714
 Kilicaslan F.: P1131
 Kilkofski C.: P291
 Kim B.W.: P373
 Kim C.J.: P2173, P2282
 Kim D.Y.: P904
 Kim H.L.: P1272
 Kim H.S.: P2281
 Kim I.C.: P1844, P447
 Kim J.B.: 1381
 Kim J.J.: P1865, P236, P923, P2282
 Kim J.S.: P2152
 Kim J.Y.: P2001, P2261, P314
 Kim K.H.: P1865, P236, P923
 Kim M.A.: P1272
 Kim M.N.: P1272
 Kim M.S.: P236, P923
 Kim N.K.: P1214
 Kim P.J.: P2282
 Kim S.A.: P2281
 Kim S.-E.: P1082
 Kim S.H.: P2152
 Kim T.H.: P1844, P447
 Kimura T.: P2303
 Kindermann I.: P1079, P2187
 King A.J.: P2311
 Kinney G.G.: P1784, P2315
 Kinoshita H.: P2303
 Kinugasa S.: P2289, P2290
 Kinugawa K.: P1221
 Kioka H.: P523
 Kipiani Z.: P967
 Kipourou K.: P502
 Kirali K.: 1599, 1599
 Kiriazis H.: 35
 Kirillova V.: P1959
 Kirsch M.: 1600, P1849
 Kirubakaran S.: P470
 Kiryupina M.A.: P389
 Kiseleva A.: P1774
 Kiseleva E.V.: P370
 Kiss A.: 1399
 Kiss R.G.: P1007, P1931
 Kistorp C.: 1523
 Kisvarday Z.: 31
 Kitanoski D.: P1006
 Kittayarak C.: P1121, P2243
 Kittipibul V.: P1161, P1657, P351, P898
 Kittleson M.: 754
 Kitzman D.W.: P1285

- Kiyakbaev G.: PI194, P2172
 Kiyakbaev G.K.: PI020, PI050, PI233, P2195, P359
 Kizilirmak F.: PI131
 Kjaer A.: P494
 Klein C.: P2198
 Kleiner I.: I534, I540, 2064
 Kleiner Shochat M.: I534, I540, 2064
 Klimczak D.: PI071
 Klimentko A.: P410, P922
 Klingel K.: PI079, PI783
 Kljucevsek B.: PI952
 Klompstra L.: PI226
 Klug D.: P2198, P2245
 Knackstedt C.: P273
 Knackstedt C.K.: PI141
 Knuuti J.: P511
 Kobak A.: PI995
 Kobak K.A.: P2011, P617
 Kobalava Z.: PI100, PI107, PI154, PI270, PI694, PI802, PI818, PI929, P2118, P2204, P410, P413, P415, P428, P430, P610, P915, P922, P993
 Kobalava Z.D.: PI266
 Kobalava Z.H.: PI263, PI971
 Kobalava Z.H.D.: PI602, P484, P489
 Kobashigawa J.: 754
 Kobayashi M.K.: P924
 Kobeleva E.: PI074
 Kober L.: 756
 Kober L.V.: 879
 Koc M.: P501
 Kocabas U.: PI234
 Kocharyan A.: P361
 Koci E.: PI829
 Kocijancic A.: PI892
 Kocsis J.: 31
 Koc-Zorawska E.: PI806, PI807, PI907
 Kodziszewska K.: PI969, P2316
 Koeber L.: I377, P321, P494
 Koehler J.: PI156
 Koell B.: PI280
 Kogan E.A.: PI078
 Koh A.S.: I384
 Koh K.: P485, P488
 Koh N.: P989
 Koh Y.S.: P2282
 Kohela A.: P2030
 Kohlhaas M.: P2307
 Kojicic M.: P424
 Kok W.E.: 877, PI195
 Kokhan E.V.: P2195, P359
 Kokkou E.: P528
 Kone T.M.: 697
 Kolesnik E.: P282
 Koller M.: PI784
 Kolodziej A.: P468
 Kolomatskaya O.E.: PI710
 Kolomietz M.V.: PI740
 Koltowski L.: PI948, P554
 Kolunin G.V.: PI187
 Komajda M.: I391, PI671, PI682, P274, P958, P970
 Komatsu I.: P353
 Komi R.: PI895
 Komissarova S.M.: PI762
 Komiyama N.: PI858, P353
 Komok V.: PI995
 Komtebedde J.: PI285
 Komuda K.: PI969
 Konduracka E.: PI875
 Kone A.: P947
 Konin C.: PI992
 Konstantinidou M.: PI836
 Konstantinou D.: P525
 Konstas C.: P387, P401
 Kontodimou K.: P514
 Kontogeorgis A.: P2139
 Kootstra J.: P529
 Kopchak L.M.: P991
 Kopkan L.: P640
 Kopylov P.H.Y.: P318, PI915
 Kopytsya M.P.: P516, P517
 Kordzadze A.: PI286
 Koriagina N.A.: PI934
 Korkmaz-Icoz S.: PI301
 Kornilov L.Y.: PI989
 Kornowski R.A.N.: PI859
 Korobkova E.O.: P389
 Korok E.V.: P437, P577
 Korrane K.: P591
 Korst A.: I520
 Korup E.: I377
 Korzhenkov N.P.: P2284
 Koschutnik M.: PI277
 Koser F.: P2024
 Koshkina D.: PI735
 Kosior D.A.: P2236
 Kostareva A.A.: PI032, P2202
 Kostic T.: PI163, P482
 Kostina I.: P2264
 Kostishko B.B.: P268
 Kostkiewicz M.: PI883, P2266
 Kostner K.: P2034
 Kostova V.: PI697
 Kostyukovich M.V.: PI066
 Kosuta D.: P324
 Kosyfa H.: PI010, PI691, PI2171, P980
 Kosztin A.: PI260
 Kotlar I.: PI006
 Kotlyar E.: I601
 Kotova E.: P2172
 Kotova E.O.: PI233, P442
 Kotovskaya Y.: PI154, PI270
 Kotovskaya Y.U.V.: P2014, PI266, PI741
 Kotrc M.: P320, P637
 Kotsakou M.: PI836
 Kotschet E.: P445
 Kotsi E.: PI053, PI925
 Kotsia A.: P514
 Kotsiopolou-Xaritou I.: P2171
 Kotvitskiy A.: P982
 Koukouli F.: P2013
 Koullourou V.: PI332
 Kouvari M.: PI010, PI691, PI2171, P980
 Kovacevic A.: PI947, P558
 Kovacevic V.: PI892
 Kovacova M.: P256, P574
 Kovacs A.: PI260, P642
 Koval S.: PI217
 Kovalchuck O.: P2268
 Kovalenko E.: PI679
 Kovalevskaya E.A.: PI759, PI763, P2201
 Kovar K.: 818
 Kovsh A.: P444
 Kowalczyz A.: P2160
 Kowalczyz A.M.: PI012
 Koza Y.: PI234
 Kozanecki A.: P519
 Kozdag G.: PI714, PI817, P422
 Kozhevnikova M.V.: PI912, P389, P330
 Kozhukhov S.: P2115
 Kozhyna A.: PI906
 Kozik V.: PI015
 Koziolova N.: PI092, PI095, PI164
 Kozlov A.: P2246
 Kozlova A.: P2169
 Kozlovps P.S.: PI241
 Kozuch K.: PI969, P2203
 Kraai I.: 691
 Krachak D.: PI145
 Krachak V.: PI145
 Kragholm K.: 756
 Krahn T.: PI663, PI285
 Kraiem N.: PI089, PI632, PI637, P2169
 Kraiem S.: PI775
 Krajewski R.: PI804
 Kramer E.: P2237
 Kramer S.: 810

- Kramer T.: 2088
 Kraus S.: P520
 Krause K.K.: P1667
 Krebsova A.: P1778
 Krejci J.: P1080
 Kremer D.: 878
 Kremers W.: P606
 Kremzer A.: P1716
 Kren V.: P1056
 Kretzschmar D.: P2273
 Kreuz N.M.B.: P1627
 Krim M.: P544
 Krinochkin D.V.: P1187, P1838, P446, P576
 Kristensen S.L.: 1527, 756
 Kristo A.: P2132
 Krivenko V.I.: P280
 Krivickiene A.: P1639, P1891
 Krivolapov S.: P1840
 Krivoshapova K.: P1159
 Krljanac G.: P1999, P313, P498
 Krobert K.A.: P2305
 Kroemer G.: P2021
 Krog S.: P1308
 Kroll T.: P2153
 Kruchinkina E.V.: P2146
 Krylova A.: P2169
 Krylova N.S.: P1759, P1763, P2201
 Kryukov N.: P2271
 Kryukov N.N.: P356
 Krzysztofik J.M.: 885, P2145
 Ku H.-C.: P2310
 Kubanek M.: P1778
 Kuch M.: P1071
 Kuchmin A.: P271, P279
 Kuck K.-H.: 1389, 2083
 Kucukoglu M.S.: P569
 Kucukoglu M.S.: P1232
 Kudriavtseva Elena K.E.: P2161
 Kudryashova M.V.: P1989
 Kueffer F.: P1156
 Kuehl U.: P1081
 Kuehn C.: 2069
 Kuertz S.: P457
 Kuhl U.: P1779
 Kuimov A.D.: P1015
 Kuka N.: P486
 Kuklina M.D.: P308
 Kukulskis A.: P254
 Kulakov V.: P1818
 Kulikov A.: P629
 Kulikov A.A.: P362
 Kulikov A.N.: P279
 Kulikova O.: P1774
 Kulikova T.: P1298
 Kulikova T.G.: P2012
 Kulyak O.: P1326
 Kumaraswamy P.: P2311
 Kundurdziew A.: P2190
 Kunishima T.: P1757
 Kunszt G.: P1981
 Kurbanov N.A.: P1064, P374
 Kurbanov R.D.: P2192
 Kurliandskaya A.: P1164, P967
 Kurlianskaya A.: 1593, P444, P473, P615
 Kurlianskaya A.K.: P1205, P2177
 Kurlianskaya E.K.: P1762
 Kurmanbekova B.: P1731
 Kurtalic N.: P1051
 Kurtalic S.: P1051
 Kurushka T.V.: P379
 Kuryata A.V.: P1293
 Kuryata O.V.: P2157
 Kuscenko D.: P254
 Kushimo O.A.: P1251
 Kushnir S.P.: P1996
 Kushnir Y.: P1980
 Kushwaha S.: P606
 Kutlesic Kurtovic D.: P482
 Kuwahara K.: P2303
 Kuznetcova T.V.: P1018
 Kuznetsov V.A.: P1187, P1236, P1257, P1838, P446, P576
 Kuznetsova T.Y.U.: P1111
 Kuznetzova T.: P1009
 Kwok C.S.: 2068
 Kwon A.M.I.: P2120
 Kwon B.J.: P500
 Kwon H.M.: P2261
 Kydd A.: P1852
 Kzhyshkowska J.: P513
- L**
- La Neve F.: P621
 La Rovere M.T.: 44
 Laali M.: P1150
 Labr K.: P480
 Labrousse L.L.: 2083
 Labrova R.: P480
 Lacampagne A.: P1303
 Lachaux M.: 1401, P2039
 Lacrau A.: P1689
 Lacraz G.: P2030
 Lacroix D.: P2245
 Lafferty J.: P1067
 Lafitte S.: P1189
 Lagarto V.: P1835
 Lage-Galle E.: P1909
 Lago F.: P1316, P1317, P2027, P2298, P641
 Lagoeiro Jorge A.J.: P1664
 Lagrasta C.A.: P2286
 Lahidheb D.: P1188, P2257, P2258, P604
 Laine M.: P344
 Lainscak M.: P1034, P1226, P1911, P1936, P285, P324, P325, P553
 Lairaz L.O.: P593
 Lairaz O.: P1607, P1788, P1790, P1850, P2113, P388
 Lakatamitou I.: P536
 Lakatos B.K.: P642, P1260
 Lakatos E.K.: P1106, P1215
 Lakdawala N.K.: P2154
 Lakkisto P.: P2279
 Lala I.R.: P1617, P2119
 Lala R.: P1656
 Lallmahomed E.: P531
 Lalor N.: P478
 Lam C.S.: 49, P1118, P1805, P580
 Lam C.S.P.: 1384, 91, P1177, P1285, P1880, P2244
 Lam D.: 41
 Lam K.: P406, P462
 Lam W.: P591
 Lambers Heerspink H.J.: 90
 Lambert-Rodriguez J.L.: 1587, 1589
 Lambin N.: 1591, 882, P1060, P2259, P317, P323
 Lambrechts I.: 755
 Lambrinou E.: P536
 Lamiral Z.: P1275
 Lammert F.: P636
 Landau H.: P1784
 Landeicho Acha M.F.: P496
 Landini G.: P2106
 Landmesser U.: P1125, P1796
 Lane R.: P366
 Lang C.C.: P1108
 Lang C.: 1532
 Lang I.: P468
 Lang L.: P2028
 Langlet S.: P1887
 Lapadula L.: P1635, P409
 Lapierre P.: P1060
 Lapinska M.: P337
 Larbi N.: P948
 Lardier G.: P1926, P548
 Lardoux H.: P947

- Laredj N.: P248
 Lareva N.: P1028, P1889
 Larina V.N.: P2263, P297, P426
 Larocca T.F.: P2188, P2189
 Laroche C.: P1096
 Larsen A.I.: P1209
 Lashkul D.: P1979
 Lasica R.: P1999, P313
 Laso Guzman F.J.: P386
 Lassner D.: P1081, P1779
 Lasso R.: P543
 Lassus J.: P1624, P2105, P225, P2279, P939
 Latini R.: I386
 Latorre Garcia P.: P1229
 Latour C.H.M.: P1109
 Latsabidze N.: P1991
 Latsios P.: P1836
 Lattarulo M.S.: P1110, P1112, P1113
 Lattay K.: P296
 Lau G.S.K.: P1021
 Laucevicius A.: P1268, P599
 Laudanski P.: P1736
 Laudette M.: 29, P2287
 Laufer Perl M.: P407
 Laufer-Perl L.M.: P2224
 Laufs U.: 812, P636
 Launay J.M.: 884, P2213, P2214, P2313, P2289
 Laundos Santos T.: P633
 Laundos T.L.: P2297
 Laura Jordan Martinez L.J.M.: P352
 Laureano R.: P2106
 Laurent G.: P1982
 Lausevic-Vuk L.: P2156
 Lavall D.: 812
 Lavallo Cobos A.: P1964
 Laveau F.: P955
 Lavery G.: I73
 Lawrance R.: P2131
 Lawson F.C.: 879
 Lax A.: P1212
 Lax A.M.: 36, P1304, P1307
 Lax Perez A.M.: P1914
 Lazar E.: I394
 Lazarev P.: P1194, P2172
 Lazarev P.V.: P1233, P416
 Lazic S.: P1892
 Lazzari L.: P2218, P2256
 Le Gloan L.L.G.: P2127
 Le Goffic C.: P317
 Le H.-H.: P521
 Le Tourneau T.: P1120, P2308, 2081
 Leal Helmling J.: P294, P979
 Leal M.N.: P1923
 Leal T.: P2036
 Leanne Groban L.G.: P1325, P2038
 Lebedev D.: P1130, P1840, P2264
 Lebedev D.S.: P474
 Lebedeva V.: P1130
 Lebras F.: 821, P405
 Lebreton G.: I588, 759
 Lechene P.: 811
 Leclercq C.: P1837, P449
 Leclercq F.: P1706, P994
 Ledwidge M.: 2067, 40, P1310, P1612, P1660, P1675, P1681, P1916, P2183, P2270, P458, P545, P588, P590, P595, P911
 Lee B.-J.: P562
 Lee B.K.: P2261
 Lee F.: P406
 Lee G.Y.: P1623, P2117, P290, P919
 Lee H.: P545
 Lee H.W.: P2293, P904
 Lee H.C.: P2293, P904
 Lee H.Y.: P236, P923
 Lee J.: P341
 Lee J.H.: P1087, P2124, P265, 883, P1082, P237
 Lee J.W.: P1315
 Lee J.Y.: P919
 Lee M.H.: P1844, P447
 Lee M.Y.: P2120, P2293
 Lee S.A.: P251
 Lee S.H.: P1315, P314, P373, P904
 Lee S.J.: P2293
 Lee W.J.: P2282
 Lee Y.J.: P1623, P2117, P290
 Lefebvre T.: P2213, P2214
 Legallois D.: I535
 Legrand L.: P1682, P1764, P274, P958
 Legrand M.: P2289, P2290
 Lehachi S.: P544
 Lehnart S.E.: P1334
 Leite Moreira A.: P633
 Leite Moreira A.M.: P2302
 Leite S.M.: P1174
 Leite V.P.: P2219
 Leite-Moreira A.: 47, P530
 Leite-Moreira A.F.: P2294, P2297, P2302
 Lekakis J.: P1211, P423
 Lekuona Goya I.: P1229
 Lelong B.: P1855
 Lelyavina T.: P1241, P618
 Lelyavina T.A.: P1734, P1954, P474
 Lema L.: P568
 Lemachatti N.: P1620
 Lemaire C.: P2287, P2301, P2301
 Lemesle G.: 882
 Lemstrom K.: P905
 Lennie T.A.: P535
 Lenti S.: P2106
 Leonard S.J.: P2019, P638
 Leonardo N.B.: P2215
 Leone A.M.: 2079, P956
 Leone O.: P1761
 Leoni B.D.: P1204
 Leonova I.A.: P310
 Leopizzi T.: P1110, P1112, P1113
 Leosdottir M.: P522
 Leprince P.: I588, 759, P1045, P1150, P955
 Lequeux B.: P1003, P2184
 Leroy G.: P1887
 Leroy J.: 811, P632
 Lertsuwunseri V.: P1657
 Lescano A.: P1964, P568, P575
 Lescoart M.: P1897, P508
 Lesizza P.: 889, P1926, P2217, P548
 Leskovar B.: P1952
 Lesnfsky E.: I533
 Lesniak-Sobelga A.: P1883, P2266
 Lesny P.: P256, P574
 Leszek P.: P1724, P2010, P2033, P2316
 Leta Petrarca R.: P1048
 Letitia Redden L.L.R.: P1613
 Leung K.L.: P1713
 Leurent G.: P1930
 Leventaki E.: I397
 Levin R.L.: P1621, P1746
 Levine R.: P1158
 Levy F.O.: P2292, P2305
 Levy P.: 97, P257
 Levy Y.: P1331
 Lewis B.S.: 704
 Lewis C.: P1852
 Lewis E.: P2154
 Lewis E.F.: 879, P432, P964
 Lewis N.: P272, P954
 Lewis S.: P964
 Lexis C.H.P.: P580
 Lezha M.: P1874
 Lezoualc'h F.: 29, P2287
 Li C.: P1332
 Li L.: P2315
 Li M.: P2288
 Li R.X.: P1896

- Li S.: P1301
 Li S.J.: P646
 Li S.Q.: P625
 Li X.-H.: P355
 Li X.L.: P635
 Li Y.-G.: P355
 Li Y.Y.: P1281, P1902
 Li Z.: 173
 Liastuti L.D.: P2150
 Licchelli B.: P1110, P1112, P1113
 Licchelli L.: P1901
 Lichtenauer M.: P2273
 Lie I.: 691, P456
 Liedtke M.: P1784
 Liepieieva O.: P1091, P429
 Liew E-B Reyes H.B.: P1880
 Liew H.B.: 49, P1701
 Liew S Zhang H.B.: P1177, P2244
 Liljeroos M.: P534
 Lim C.P.: P1149, P989
 Lim E.S.: P2282
 Lim H.S.: 1590, P1853, P460
 Lima A.C.G.B.: 51
 Lima A.M.C.: P561
 Lima Da Silva G.: P2123, P2225
 Lima G.P.: P1923
 Lima J.D.: P2188
 Lima M.: P1776
 Lima R.: P1786, P1787
 Lin Y.: P378
 Lincoln P.: P1852
 Lind G.: P1156
 Lindblad U.: P522
 Linde C.: 1385, 48, 50, P1156, P1279, P1903, P2168
 Linderoth B.: P1156
 Lindholm M.: P225
 Lindhorst R.: P1703, P1978, P1984, P597
 Lindmark K.: 1382, 1383, 1519, 1525, P283, P284, P286
 Lindsey M.L.: P524
 Ling B L.H.: P1805, P1880
 Ling L.H.: P1177, P2244
 Linhart A.: P560
 Linke A.: P1242, P626
 Linke W.A.: P2021, P2302
 Linnyk O.: P1993
 Linz B.: P1327
 Linz D.: P1327, P2028
 Lionetti V.: P2314
 Lionnet F.: P1941
 Lipczynska M.: P1969
 Lipsic E.: P580
 Lipskaia L.L.: 1396
 Lira Y.M.: P2116, P2125
 Lishmanov Y.: P2264
 Lisiak M.H.: P418
 Lisitskiy D.S.: P629
 Lisowska A.: P1736
 Litmeier S.: P1661, P2185, P949
 Liu E.: P1784
 Liu L.: P1896
 Liu X.: P1615
 Liu Y.: P532
 Liu Z.: 39
 Lizio G.: P1216
 Ljubas Macek J.: P566, P598, P1751
 Ljung Faxen U.: P1279
 Llacer-Iborra P.: 1387
 Llavina Farres S.: P1692
 Llorente-Cortes V.: 1400, 93, P2029, P380
 Lloret Larrea M.: P579
 Lluçia-Valdeperas A.: P380
 Lluis Serret I.: P1024, P262
 Lo F.: P328
 Lo Gullo A.: P1247
 Lo Sasso B.: P1204
 Lobao B.: P900
 Lobo Gonzalez M.: P1633, P2141
 Lobo I.: P1115, P1824
 Lobyshva I.: P2035
 Loche E.: P2300
 Lockwood S.: P1011, P445
 Lodi M.: 31
 Lodzinski P.: P1948, P554
 Lofman I.H.: P278
 Lofstrom U.: 50
 Logeart D.: P1254, P1618, P1773, P2213, P2214, P332, P940
 Lombardi C.: P469
 Lombardi C.M.: P239, P921
 Lommel D.: P457
 Lommi J.: P905
 Lomonosova A.A.: P318
 Loncar D.: P2206
 Loncar G.: P1034
 Long T.: P406
 Longere B.: P2245
 Lopatin Y.: P1164, P967
 Lopatin Y.M.: 705
 Lopes Do Nascimento L.: P561
 Lopes G.: P1780
 Lopes K.: P1780
 Lopes L.: P1065, P1083, P1252, P1767, P1770, P1956, P1962, P1967, P1970, P376, P495
 Lopes L.R.: P1797, P2223
 Lopes T.: P1886, P506
 Lopez B.: P2275
 Lopez Baz A.: P1864
 Lopez Canoa J.N.: P1709, P1709
 Lopez Canoa N.: P1634, P1638
 Lopez Fernandez T.: P1888
 Lopez Garrido M.A.: P1059, P1811, P2174, P2208
 Lopez Granados A.: 93
 Lopez Ibanez M.C.: P2197, P294, P979
 Lopez J.: P543
 Lopez J.C.: P287
 Lopez L.: P1046, P925
 Lopez Lago A.: P1864
 Lopez Lopez I.: P2111
 Lopez Lopez L.: P1048, P349
 Lopez Reyes R.: P1966
 Lopez Rodriguez A.: P1229
 Lopez Rosetti M.: 1597
 Lopez Salazar B.: 43, P496
 Lopez Sendon J.L.: P563, P1088, P1888, P1943
 Lopez Suarez A.L.S.: P1822
 Lopez Tejero S.: P1172
 Lopez Valdiviezo F.: P2233
 Lopez Vilella R.: P1957, P1966, P466, P579
 Lopez-Andres N.: P1917
 Lopez-Ayerbe J.: P582
 Lopez-Granados A.: 1598
 Lora-Pablos D.: P1222
 Lordsleem A.: P385
 Loreiro M.J.: P1970
 Lorenz K.: 1398, 810, P636
 Lorenzoni V.: P511
 Lorgis L.: P933
 Lorusso B.: P2286
 Losada Mora P.: P547
 Loskutov D.O.: P1265
 Loskutov O.A.: P1265
 Lota A.: P1077, P1768
 Loureiro M.J.: P1252, P1863, P1956, P1962, P1967
 Lourenco A.: 47, P1025, P1185, P1886, P309, P398, P506
 Lourenco A.P.: P2302
 Lourenco C.: 2065, P1644, P214, P483, P600, P603, P908
 Lourenco M.: P1886, P506

Lourenco M.R.: P1185, P398
 Lourenco P.: P1202, P1203, P235
 Lovagnini M.: 44
 Lovric D.: P598
 Loyalka P.: P1825
 Lozano J.: P1115, P1824
 Lozanov V.: P1666
 Lozhkina N.G.: P1015
 Lu C.H.: 45
 Lua C.H.: P625
 Lubishin M.M.: P629
 Luc C.: P648
 Luca' S.: 1526
 Lucas-Jones S.: 2071
 Lucca E.: P451
 Lucci D.: P246
 Luchian M.: P476
 Lucibello S.: P550
 Ludka O.: P1105, P480
 Ludovici V.: P1665
 Ludvigsen T.P.: P1308
 Luengas C.: P1186
 Luis Morcillo Hidalgo: P352
 Luiso D.: P1720
 Luiz T.: P457
 Luiza Villarinho L.V.: P2038
 Lujan Valencia J.: P2233, P395
 Lukashenko V.: P1995
 Lukina O.: P915, P993
 Lukina O.I.: P1602
 Lukmonov S.: P935
 Luknar M.: P256, P574
 Lukovic D.: 30
 Lumley A.: P644
 Luna R.: P287
 Lund L.H.: 1378, 1379, 1384, 1388, 50,
 P1279, P1903, P2168, P222, P278, P510,
 P913, P968, 48, P1156
 Lundgren J.: P390
 Lupi L.: P1725, P504
 Lupinek P.: P1778
 Lupon J.: 1530, 693, 816, 822, 822, 890,
 P1033, P1628, P1719, P1720, P1823,
 P1963, P2207, P2277, P380, P582
 Lupon Roses J.: P1171, P926
 Lupu S.: P2251
 Luque Diaz T.: P2212
 Luque T.S.: P491
 Lurz P.: P626
 Lus G.: P1829
 Lutan V.: P631
 Lutay I.A.: P1996
 Luther S.: P1334

Lutokhina Y.A.: P402, P609
 Lutschinger L.L.: P401
 Luu B.: P1143
 Lux A.: 815
 Luyt C.E.: 759
 Luz A.: P1835
 Luzina E.: P1028
 Lyashenko A.: P1029, P1030, P2210
 Lyasnikova E.: P1687
 Lyasnikova E.A.: P474
 Lyass A.: P532
 Lycholip E.: 691, 701, P456
 Lyon A.R.: P1227, P366
 Lypovetska S.: P527
 Lyubimitseva T.: P1130

M

Ma J.: 1393
 Ma L.H.: 1393
 Ma X.: P643
 Maack C.: P1327, P2028, P2307, P636
 Maaskant J.M.: P1109
 Mabire L.: P1688
 Macabeo R.: 696
 Macanovic J.: P1008
 Macarie C.: P1117, P1608, P1616, P1619,
 P1622, P2121, P2128, P255, P358, P916
 Macarie R.I.: P1157
 Macaya C.: 703, P491
 Macaya Miguel C.: P2212
 Macdonald M.: 49, P1177, P1805, P2244
 Macdonald M.R.: P1880
 Macdonald P.S.: 1601, P1049
 Macdougall I.C.: 820
 Macedo C.: P2188, P2189
 Macedo F.: P2252, P530
 Macedo T.L.S.: P1873
 Macgowan G.A.: P1942
 Machado J.C.: P1065
 Machava M.: P419
 Maciel M.J.: P1160, P1162, P1174, P1192,
 P1240, P1877, P1944, P530, P555, P557
 Macin S.: P1206
 Macin S.M.: P1641
 Macsweeney C.: P903
 Madaliyev A.A.: P2220
 Madeddu D.: P2286
 Madeira F.: P1860
 Madeira F.S.: 94
 Madeira M.: 2065, P1644, P483, P600,
 P603, P908
 Madeira S.: P952
 Madeo F.: P2021

Madrona Jimenez L.: P395
 Madureira A.: P1765, P1770, P376, P495
 Mady C.: P1311, P1314
 Maeda R.: P369
 Maestre J.: P1309, P634, P647
 Maestre M.: P1115, P1824
 Maestri R.: 44
 Maffei S.: 1521
 Magana Serrano J.A.: P300
 Magedanz E.: P1627
 Maggioni A.: P968
 Maggioni A.P.: 879, P1708, P2105, P222,
 P913, 1386, 1526, P1096, P238, P246
 Magno P.: 2073, 2074, P1646, P1653,
 P941
 Magnusson M.: P1868, P1890, P522
 Mahamat Y.K.: P484
 Maher A.: P1166
 Maher V.: 2084, P1166, P1739, P335
 Mahfoudhi H.: P2257, P604, P499
 Mahjoub M.: P1127, P2230, P266
 Mahjoub M.: P1649, P1832
 Mahmoud A.: P1810, P1810
 Mahomed Z.: P2237
 Maisano F.: 1389
 Maisel A.: P1005, P907
 Majewski M.: P1333
 Major J.L.: P627
 Majoros Z.S.: P1007, P1931
 Makarevich P.I.: P620
 Makarov V.: P1326
 Makarova I.V.: P271, P279
 Makhamat Y.: P489
 Makil E.: P1899
 Makimoto H.: P378
 Makmun L.H.: P1726
 Maksimchuk-Kolobova N.S.: P2000
 Maksimov V.N.: P1015
 Malakhov A.I.: P389
 Malchicova S.V.: P2000
 Malecka B.: P2266
 Malek F.: P1156, P480, P526
 Malek H.: P499
 Malek I.: P461, P465, P640
 Malek L.: P571
 Maleki M.: P2179
 Malekzadeh-Milani S.: P213
 Malfatto G.: P1899
 Malhotra A.: P419
 Malik F.I.: 1381
 Malikov K.: P1250
 Malikova M.: P1057, P1769
 Malinova L.: P512, P601

- Malinovskaya L.K.: P1915
 Malkic E.: P1051
 Mallek N.: P2163
 Malliaras K.: I397
 Maly J.: P465
 Malyszko J.: P1806, P1807, P1907
 Mamamtavrisvili N.: P1286
 Mamas M.: 2068, 2076
 Mamasaidova S.S.H.: P1731
 Mamede R.: P2114, P910
 Mamedov D.: P935
 Mameli S.: P1771
 Manca P.: P1771
 Mancone M.: I531, P1756
 Mandel I.A.: P1904, I390
 Mando F.: P1621
 Mandoorah B.: P319
 Mandraffino G.: P1247
 Manea A.: P1322, P1323
 Manea S.-A.: P1322, P1323
 Maneiro E.: P1329
 Mangas A.: I400, 93
 Mangas T.: P634, P647
 Mangas-Ballester M.T.: P1309
 Mangiáfico S.: P439
 Manginas A.: P1927
 Manitveld O.C.: P1148, P2241
 Manivet P.: 884, P2213, P2214
 Mannion T.: P1166, P1739, P335
 Manolis A.S.: I397, P1813
 Manouras A.: P278
 Manousiadis K.: P1813
 Manov O.: P1928
 Mansencal N.M.: P1793
 Mansinho H.: P1797, P2223
 Mant J.: P954
 Manukhina N.: P1818, P2204
 Manyam H.: P1134
 Manzan E.: P1152, P1851, P943
 Manzano L.: I387
 Manzano S.: P1782
 Manzo-Silberman S.: P1930
 Mapelli M.: I595, P1812
 Marabini Martinelli A.E.: P1179
 Maranhao R.C.: P1179
 Marcheix B.: 2070
 Marchel M.: 881, P1708
 Marchetti S.: P507
 Marchi B.: P507
 Marchionni N.: P2142, P215, P216, P232, P906, P909
 Marcinkiewicz-Siemion M.: P1736, P337
 Marcks N.G.H.M.: P288, P969
 Marco J.: P2126
 Marcolla V.F.: P1122, P1126, P1289, P1833, P1935, P602
 Marcos Martin M.: P386
 Marczak M.: P2203
 Mareev V.Y.: P1924, P289
 Mareev Y.: P366
 Marek T.: P465
 Maresca G.: P1829
 Maresca L.: P550
 Margaria J.P.: P632
 Maria Del Pilar Cardila Cruz P.C.C.: P352
 Maria Jose Chuquiure Gil J.: P1658
 Maria Jose Chuquiure Gil M.: P1175
 Maria Victoria Garcia Ruiz V.G.R.: P352
 Mariani J.: P1621
 Marin F.J.: P1799
 Marin N.: P2296
 Marin P.: P1913
 Marin S.: P476
 Marin-Esmenota J.D.: P400
 Marinheiro A.R.: P302
 Marinho R.: P1025, P2247, P309
 Marinho A.: P1752
 Marinho V.: P1256, P1258, P2242, P565
 Marinica I.: P476
 Marinkovic D.: P1636, P1953
 Marinkovic M.: P1892
 Marino R.: P1005, P1640
 Marinov R.: P1697, P399
 Mariottoni B.: P957
 Marisancen Carrasquilla K.: P946
 Markman A.: P385
 Markman B.: P385
 Markman M.: P385
 Markovic D.: P1008, P1857
 Markovic Nikolic N.M.: P2159
 Marmelo B.: P1772, P1786, P1977, P234, P392, P396, P539, P584, P596, P988, I539, P1721, P2112
 Maroldi M.: P1725
 Maroldi R.: P504
 Marolt A.: P324
 Maron B.J.: P368
 Marques A.: P1083, P2229
 Marques A.I.: P1863
 Marques F.: P1922
 Marques J.: 47, P1754, P1961, P218
 Marques L.: P1054, P1090, P1760, P2166, P2199, P2200
 Marques N.: P1291, P1650, P1786
 Marques P.: P1256, P1258, P235
 Marques S.: P900
 Marques-Sule E.: P1966, P579
 Marquie C.: P2198, P2245
 Marre M.: I528
 Marreiro A.: P392
 Marreiros A.: P1772, P1786, P1787, P383, P393, P394, P396
 Marrero Frances J.: P1809
 Marsico F.: P1103
 Marston S.: P1056
 Marston S.B.: P1328
 Marta M.: P214
 Martanto E.M.: P1791
 Martens P.: 2080, 2087, 755, 88, P1133, P1707, P2280
 Martensson J.: P1226, P553
 Martin - Schild S.: P591
 Martin A.: P1801, P338
 Martin Barrios E.: P331
 Martin I.: P287
 Martin Rios M.D.: P1986
 Martinelli P.M.: P1776
 Martinez C.: P312, P987
 Martinez De Morentin E.: P1115, P1824
 Martinez Diaz J.J.: P1738, P258, P1114
 Martinez Dolz L.: P1957, P1966, P466, P579
 Martinez Hernandez C.G.: P1799
 Martinez Mateo V.: P331
 Martinez Memije R.: P1098
 Martinez Monzonis A.: P1139, P1842, P452, P453
 Martinez Mora B.M.M.: P1822
 Martinez Penades S.: P1966, P579
 Martinez Romero P.: P1115, P1824
 Martinez Sales V.: P1957
 Martinez Sande J.L.: P1139, P1842, P452, P453
 Martinez Santos P.: P1986
 Martinez V.: P1801, P338
 Martinez-Dolz L.: P1316, P1317, P1913, P2027, P2298, P641
 Martin-Ezquerro A.: I387
 Martinez-Ruiz D.: P1000
 Martinez-Selles M.: I587, I589, P1645, P224, P287
 Martins E.: P1065, P1174, P1765, P1767, P1770, P376, P495
 Martins J.: P1754, P1961, P218
 Martins R.: P633
 Martin-Sanchez F.J.: P2126
 Marturano M.P.: P1621

- Marty L.: P1607, P2113
 Marzoa-Rivas R.: P1043, P477
 Marzullo P.: P1302
 Maschauerbauer J.: P1277
 Mascherbauer J.: 757, P1280
 Mascioli G.: P451
 Mascolo A.: P997
 Masenko V.: P1009, P1735
 Masenko V.P.: P1018, P2012, P316
 Masharipova D.R.: P269
 Mashina T.: P2253
 Masip J.: P1223
 Maslovskiy V.: P1038, P2268, P1099
 Masotti L.: P2106
 Masri K.: P2131
 Massa L.: P1926, P548
 Massaro J.M.: P532
 Massaro R.: P1733
 Massetti M.: 2079, P621, P956
 Masson S.: 1386
 Mastroianno M.: P1733
 Mastroianno S.: P1733
 Masuelli M.G.: P1635, P409
 Matan D.: 48
 Mateo P.: 811, P2301, P2301, P632
 Mathe A.: P1879
 Mathe L.: P1816
 Mathieu B.: P1706, P994
 Matic D.: P313
 Matic G.: P2167, P918
 Matos A.M.: P518
 Matos D.: P1123
 Matos R.: P408
 Matovic D.: P498
 Matsubara B.B.: P564
 Matsumoto H.: P1647, P250
 Matsumoto K.: P2194
 Matsumura K.: P985
 Matta G.: P1771
 Matteo P.: P648
 Mattheus M.: P490
 Mattos J.M.: P564
 Matusik P.: P519
 Matyas C.: 815, P642
 Matyas C.S.: 1395, P1301
 Maupain C.M.: P549
 Maurea C.: P2004, P2006
 Maurea N.: P1722, P2004, P2006
 Maurin V.: P1189, P1705
 Maury P.: P1790
 Maximkin D.A.: P1290, P1677
 Maydana Martn M.A.: P247
 Mayer R.: P1746
 Mayr M.: 34, P2028
 Mayrapetyan R.A.: P1169
 Mazelka M.: P2140
 Mazevet M.: P2287
 Mazzaschi G.: P2286
 Mazzei D.: P1722
 Mbakwem A.C.: P1251
 Mbanze I.: P419
 Mc Cambridge J.: 2067, P1612
 Mc Donald K.: 2067, P1235, P1612, P458, P588, P590, P595
 Mc Donald L.: P595
 Mc Namara E.: P1310
 Mcdam B.: P2222
 Mcdam B.F.: P1867
 Mcdam B.M.: P986
 McCallum A.: P974
 Mccausland K.L.: P1937
 Mccormack D.: P1660
 Mccullough P.A.: P243
 Mcdiarmid A.: P1197, P1199, P901
 Mcdonagh T.: 2076, P1197, P1199, P901
 Mcdonald K.: 40, P1660, P1675, P1681, P1690, P1916, P2175, P2183, P2269, P2270, P545, P911, P996
 Mcgill D.: P998
 Mcglade K.M.G.: P1684
 Mcgregor G.: P1955
 McGrew F.A.: P1613
 Mcinerney A.: P2222
 Mcintyre H.: P974
 McMullen J.R.: 35
 Mcmurdo M.E.T.: P2153
 McMurray J.J.: 887, 1381, 1527, 1537, 879, P321
 McNally E.M.: P1332
 Mcnamara E.: P613
 Mckimming P.: P2180
 Meany B.: P354
 Mebazaa A.: 884, P1207, P1208, P1603, P1624, P1639, P1891, P1975, P2105, P2216, P222, P225, P244, P254, P334, P648, P912, P913, P938
 Mechmeche R.: P1792
 Mechri I.: P2230
 Mechri M.: P1728
 Medalion B.P.: P1151
 Medentseva O.O.: P2016
 Mediano M.F.: 94
 Medina F.: P1206
 Medina Lopez L.A.: P2144
 Medvedev D.: P484
 Medvedev D.M.: P489
 Medvedev O.: P1326
 Medvedeva E.A.: P1214
 Medvedeva N.: P1297, P2037
 Meece L.: P1151
 Meems L.M.G.: 32, P1306
 Meignan M.M.: 2082
 Meijers W.C.: 90, P529
 Meijles D.N.: P1321
 Meimoun P.: P947
 Meini S.: P2106
 Meisel S.: 1534, 1540, 2064
 Melander O.: P1868, P522
 Mele E.F.: P242
 Melekhova O.B.: P1934
 Melenovsky V.: 818, P1778, P2164, P320, P465, P637, P640
 Melero Ferrer J.: P579, P1957
 Melero Lloret J.: P925
 Melikova N.: P935
 Melka J.: P2041
 Melnikov N.N.: P1187
 Melnikova E.: P1264
 Melnikova O.P.: P382
 Melo L.: 2073, 2074, P1646, P1653, P941
 Mena E.: P1223
 Mende M.: P1715
 Mendes F.S.N.S.: 94
 Mendes M.: P1123, P1950, P2114, P910, P952
 Mendes M.M.: P2138
 Mendes-Pedro M.: P2123, P2122
 Mendez Bailon M.: P2212
 Mendez Eirin E.: P1043, P477
 Mendez Gabriela M.: P1175
 Mendez M.: P2126
 Mendez-Fernandez A.: 1530
 Mendonca L.: P633
 Mendoza P.: P300
 Mendoza V.L.: 696
 Mendoza-Lemes H.: P400
 Menduina-Gallego I.: P400
 Meneses M.: P2225
 Menezes Falcao L.M.F.: P518
 Menezes M.G.: P1664
 Menghis T.H.: P1804
 Menicanti L.: P550
 Menshikov M.: P620
 Menzel S.: 42
 Merai I.: P1233
 Meras Colunga P.: P1088, P1888, P1943, P563
 Meray I.: P1602, P915, P993
 Mercadier J.J.: 811

Mercier G.: P1609, P1930, P319
 Mercier T.: I591, P317, P323
 Merelo Nicolas M.: P258
 Meric M.: P1245
 Mericksay M.: I73
 Merkely B.: I395, 30, 815, P1260, P1301, P642
 Merlo M.: 819, 889, P1068, P1766, P1879
 Merrill M.: 2086, P1282, P1983
 Mershina E.: P1774, 52, P402
 Merval R.: P1319, P2289, P648
 Merz W.M.: P367
 Mesa Prado F.E.: P1172
 Mesa Rico R.: P1172
 Mesanovic N.: P2206
 Mesa-Rubio D.: 93
 Mesa-Rubio M.D.: I400
 Meshkov A.: P1774
 Mesquita E.T.: P1664
 Mesquita Gabriel H.: P952
 Mesquita J.: P1123, P1950, P910
 Mesquita J.M.: P2138
 Messaddeq N.: P2007
 Messas E.: P1274
 Messer A.E.: P1056, P1328
 Messous M.S.: P1605
 Metra M.: I391, 877, 878, P1108, P1725, P239, P469, P504, P921
 Mettini S.M.: P1635, P409
 Metz D.: P2182, P992
 Meulenbelt H.E.: P529
 Meune C.: P1897, P508, P531
 Meurice T.: 882
 Meyaard L.: P2015
 Meyer P.H.: I600
 Mezhonov E.: P411
 Meziane Tani A.: P1075
 Mghaieth Zghal F.: P948
 Mhatre K.: 42
 Mialet-Perez J.: 29
 Michail S.: P1819
 Michailidis T.H.: P1732, P2158
 Michalis L.K.: P514
 Michel J.B.: P2276
 Michel M.: P1688
 Michelotti F.: P451
 Michou E.: P1053
 Michova M.: P399
 Mico Valls C.: P2296
 Middleton N.: P536
 Middour T.: P591
 Migaj J.: P1249, P1965, P2148
 Migliacci R.: P2106

Miglinas M.: P599
 Miglioranza M.H.: P1627
 Mignano A.: P451
 Miguel Antonio Lopez Garrido M.L.G.: P352
 Miguel Gonzalez M.G.: P1246
 Mihaylov E.N.: P474
 Mijic N.: P2167, P918
 Mika D.: 811, P2020
 Mikhailov A.: P1329
 Mikheev S.: P1904
 Mikheev S.L.: I390
 Mikhnevich D.V.: P1934
 Milan Pinilla A.C.: P1172
 Milani V.: P550
 Milic N.: P1857
 Milicic D.: P1008, P1751, P566, P598
 Miliopoulos D.: P2309
 Militaru C.: P2128
 Mijlkovic T.: P1261
 Millan M.: P300
 Millerick Y.: P2180
 Milleron O.: P1683
 Milleron O.M.: P1058
 Milli M.: P2181
 Milliez P.: I535
 Millis S.: P257
 Milner J.: P2242
 Milojevic P.: P2156
 Milosevic M.: P1857
 Milosz-Wieczorek B.: P571
 Milovancev A.: P1261, P424
 Milovanovic B.: P558
 Milto A.: P1694
 Milto A.S.: P1602
 Milwidsky A.: P2224, P407
 Mimbreno M.: P1747
 Mimoso J.: P1291, P1650
 Mimouni M.: P604
 Min P.K.: P2261
 Minami Y.: P369
 Minami Y.M.: P1136
 Minamino N.: P2303
 Minana Escriba G.: P926
 Minana G.: P1116, P1628, P1963, P2134, P2207, P927
 Minarikova Z.: P2221
 Minerba L.: P1771
 Mingbayeva S.: P935
 Minguez M.: P1116, P2207
 Minin S.: P1840
 Minina Y.V.: P289
 Minoia C.: P1879

Minville V.: 2070
 Miotti C.: P1901
 Mirabet Perez S.: P1048, P349
 Mirabet S.: P1046, P1720
 Mirabet-Perez S.: I587, I598
 Miragoli M.: P2238
 Miranda A.: P385
 Mircheva L.: P1680
 Miro O.: P2105
 Mironenko M.U.: P2165
 Mironova N.A.: P1066
 Mirzaei M.: P1712
 Mirzaei S.: 817
 Mirzakarimov E.: P935
 Mirzarakhimova S.T.: P1064
 Mishina I.E.: P1989
 Misko J.: P571
 Missias A.A.: 51
 Mistiaen W.P.: P2234
 Misztal M.: I522
 Mitchell S.: P420
 Mitic V.: P1163, P482
 Mitichkin A.: P1871
 Mitre A.: P2251
 Mitrofanova L.: P1072
 Mitrovic N.: P2167, P918
 Mitrovic P.: P2167, P918
 Miyamoto S.D.: I520
 Miyata S.: P1894
 Mizuno M.: P353
 Mkhitarjan L.: P1030
 Mladenova M.: P1884
 Mladenova Y.: P230
 Mlejnek D.: P1080
 Mlynarska A.: 694, P1023, P1238
 Mlynarski R.: 694, P1238
 Moady G.: P264
 Mocan T.: P1737
 Moccetti T.: P433
 Mochizuki H.: P353
 Mockel M.: P2140, P907
 Moertl D.: P1178
 Mogensen U.M.: 756, P321
 Moggi Pignone A.: P2142, P215, P162, P232, P906, P909
 Mohamed A.: 2076
 Mohamed B.A.: P1334
 Mohamed Eldeib M.M.: P1878, P1881
 Mohammed A.Q.: P2299
 Mohamad M.: P1295
 Mohan M.: I532
 Mohd Asnawani M.H.: P1701
 Mohd Fadhlil K.: P1021

- Mohty D.: 53, P1058
 Moiseev V.: P1194, P2172, P1020, P1050, P1233, P2195, P359, P416
 Moiseeva A.N.: P1866
 Moiseeva O.: P1072, P1250, P1958
 Molenaar B.: P2030
 Molina-Ramos A.I.: P2174, P2208
 Moliner P.: 693, 816, 890, P1033, P1719, P1720, P1823, P2277, P582
 Mollar A.: P1963, P2134, P927
 Mollar Fernandez A.: P1116, P2207
 Moller J.E.: P1308
 Molloy G.: P2153
 Moltzau L.R.: P2292
 Molvin J.: P1890, P522
 Mondoly P.: P1790
 Mondragon I.: P1753
 Moneghetti K.J.: P464
 Mongillo M.: P2288
 Monin J.L.M.: P1058
 Monin M.L.: P1764
 Monitillo F.: P996
 Moniuszko M.: P1736
 Monlezun D.: P591
 Monosilio S.: P1756
 Monsalvo M.L.: 1381
 Monserrat L.: P1329
 Montaigne D.: 1528, P1060, P2259
 Montalescot G.: P1941
 Montani D.: P586
 Montenegro Sa F.: P1230, P249, P581
 Montero-Perez-Barquero M.: 1387
 Montgomery E.: 1601
 Montiel V.: P1318
 Montoro Lopez M.: 95, P1191
 Montoy M.: P1982
 Montvilaite A.: P1639, P1891, P244, P938
 Monzo L.: P1885
 Moon J.: P298
 Moore A.M.: P1672
 Moore D.: P1155
 Mora F.: P1116, P2207
 Moraca M.: P1947, P558
 Moraes J.R.W.: P624
 Morais C.: 2066, 2073, 2074, 888, P1255, P1259, P1646, P1653, P1860, P365, P920, P941
 Morais J.: P1230, P249, P581
 Moraleda J.M.: P2296
 Moraleda Salas T.M.S.: P1822
 Morales A.: 693
 Morales F.J.: 93, P1115, P1824
 Moran B.: 40
 Moran-Fernandez L.: P1222
 Moraru I.: P622
 Morato M.: P2219
 Morbach C.: P233
 Morcillo L.: P547
 Morcillo-Hidalgo L.: P1128, P1153, P1811, P1826, P1856, P2174, P2208, P2227
 Moreira D.: P1977, P584, P596
 Moreira D.A.: 1539, P1721, P2112
 Moreira H.: P235
 Moreira H.T.: P339
 Moreira M.I.: P2189
 Moreira M.J.: P1185, P398
 Moreira T.S.: P1664
 Moreira-Goncalves D.: 174
 Morejon Barragan P.: 1597
 Morel E.: P2287
 Morell Cabedo S.: P2111
 Morello F.: P2288
 Moreno Conde M.: P2197, P294, P979
 Moreno Gomez R.: P1088
 Moreno M.: 95, P1191
 Moreno N.: P1760, P2199, P2200
 Moreno Puigdollers I.: P466
 Moreno Reviriego S.: P1949, P556
 Moreno Sanjuan D.: P1172
 Moreno Vinues C.: P1949
 Moreno Yanguela M.: P1888
 Moreno Zulategui M.U.: 43, P496
 Moreno-Naranjo B.: P634
 Moretti L.: P246
 Moretti V.: P1926, P548
 Morgado G.: P1083, P1863, P2229
 Morgado J.: P1822
 Morgado L.: P2219
 Morgant C.: P1683
 Mori H.: P2194
 Mori Junco R.: P1943, P563
 Moriguchi J.: 754
 Morillas Bueno M.: P1932, P277, P542, P978
 Morin L.: 97
 Morio F.: 2081
 Mornos C.: P1157
 Morozova T.: P1267
 Morozumi A.: P327
 Morris D.: P1978
 Morris P.: P2222
 Morrondo Valdeolillos P.: P262
 Mortelmans P.: P1086
 Mortensen L.: P1156
 Mortensen R.N.: P997
 Morton G.: P2178, P470
 Moschos G.: P1836, P1836
 Moser D.K.: P535
 Moshkovich O.: P1237
 Mostafa M.: P1288
 Mostefai A.: P1210
 Mosterd A.: P1662
 Mota T.: P1291, P1650
 Mothy D.M.: 1396
 Motiejunaite J.: P1603, P1639, P1891, P222, P254, P334, P912, P913, P938
 Motiwala S.R.: P432, P532
 Mottram P.: P1011
 Mougenot N.: 173
 Mouhat B.: P1982, P933
 Moukdar F.: 813
 Moulin M.: P2301, P2301
 Moulinier-Frenkel V.: P405
 Mouquet F.M.: P966
 Moura B.: P1065, P1765, P1767, P1770, P376, P530
 Moura C.: P2294
 Moura Ferreira S.: P1124, P1256, P1258, P1752, P440, P443
 Moura L.P.: P1219
 Mourad M.: P1854
 Mourali M.S.: P948
 Moure Garcia M.: P1634
 Moure Gonzalez M.: P1638
 Moure M.: P1229
 Mouret J.P.: P1834
 Mourilhe-Rocha R.: P339
 Mourouzis K.: P528
 Moussa M.: P1887
 Mousseaux E.: P1274
 Moustafa Abdou Aboualia A.M.: P1287
 Moustafa M.: P1972
 Moutereau S.M.: 1396
 Mouton S.: P2259
 Moyer M.: P257
 Moyne A.: P970
 Moysaklis I.: P1819
 Mozenska O.: P2236
 Mrdovic I.: P1999, P313, P498
 Mrikaev D.: P2253
 Mroua F.: P1820
 Mrsic D.: P2206
 Msolli M.M.A.: P1604, P1605, P2143, P231
 Mudruk I.: P1036
 Muehlfeld C.: P2021
 Mueller A.: P2028
 Mueller C.: 700, P2105

Mueller O.: 810
 Mueller O.J.: P2024
 Mueller Von Aschwege F.: P1848
 Mugerza Iraola J.: P1692
 Muhammedov M.B.: P1335
 Muianga C.: P419
 Mujovic N.: P1892
 Muk B.: P1007, P1931
 Mukadam M.: I590
 Mukedesi A.: P1789
 Mulder P.: I401, P2032, P2039, P614, P650
 Mulej M.: P324
 Mulenga M.: P268
 Mullens W.: 2080, 2087, 755, 88, P1133, P1707, P2280
 Muneer A.R.: P259
 Munoz Garcia A.J.: P1128, P1129, P1153, P1826, P1856, P2227
 Munoz M.A.: P350
 Munoz-Garcia E.: P1128, P1129, P1153, P1826, P1856, P2227
 Munoz-Garcia M.: P1128, P1129, P1153, P1826, P1856, P2227
 Murase S.: P2130
 Murat G.: P2013
 Murata A.: P1647, P2130, P250
 Muratori M.: P436
 Murillo N.: P312, P987
 Murninkas D.: P537, P538, P540, P541
 Muroani A.: P1610
 Murphy A.: P1745
 Murphy L.: P1916
 Murphy R.: P1237, P903
 Musa T.: I590, P1853
 Musa T.A.: P460
 Musani S.K.: P524
 Mushannan B.: P1659
 Mushtaq S.: I595
 Musial W.J.: P337, P1736, P571
 Music L.J.: P1044
 Music M.: P1044
 Muslem R.: P1148, P2241
 Mustafic H.M.: P1793
 Muthuramu I.: P2031
 Mutlu F.: P1654, P1808, P2209
 Mutluer F.O.: P293
 Myasnikov R.: P1774
 Myasnikov R.P.: P515
 Myftiu S.: P2132
 Mykhaylov V.: P1906
 Mysliwiec J.: P571
 Mzoughi K.: P1775

N
 Naar J.: P1156
 Nabeebaccus A.A.: 34
 Naccache N.: P1254, P332, P940
 Naderi N.: P2179
 Naegele H.N.: P1667
 Naegele M.P.: P1665
 Nagahama K.: P1951
 Nagase T.: P2194
 Nagel F.: I399
 Nair D.G.: P1132
 Najjar E.: P2168, P278
 Naka K.: P999
 Naka K.K.: P514
 Nakagawa Y.: P2303
 Nakajima K.: 817
 Nakamura M.: P1895
 Nakao K.: P2303, P2303
 Nakaoka N.: P353
 Nakhodnova E.S.: P1039
 Naki D.D.: P1131
 Nalbantgil S.: 2085
 Nalbantgil S.N.: P463
 Namchairsiri J.: P1121, P2243
 Namsrainaidan B.: P1035
 Nana M.: I397
 Nanas J.N.: I397
 Nanas S.: P1243
 Nanayakkara P.: P257
 Nanea I.T.: P589
 Napolitano L.: P1294
 Napp L.C.: 2069, P1146
 Narasimhan B Siswanto C.: P1177, P2244
 Narasimhan C.: 49
 Narasimhan C-M Yu C.: P1880
 Narusov O.: P1009, P1735
 Narusov O.Y.: P1018, P1777, P316
 Narziev B.I.: P950
 Nasarre L.: P2029
 Nascimento C.A.S.: 94, P1742
 Nascimento D.S.: P2297, P633
 Nascimento H.: P1160, P1162, P1192, P1240, P1877, P1944, P555, P557
 Nascimento J.: 2065, P214, P483
 Nascimento M.: P1126, P1831
 Nascimento Matos D.J.: P952
 Nascimento R.S.: P1314
 Nasiba Abdeselam Mohamed N.A.M.: P352
 Naso P.: P1766
 Nasonova S.: P1009
 Nathalie Escande Beillard N.E.: P2272

Natividad R.B.: 696
 Nauta J.F.: P1108
 Navajas D.: P1313
 Navarin S.: P1005, P1640
 Navarrete Penalosa N.P.A.: P1098
 Navarrete S.: P312, P987
 Navarrete-Penalosa A.G.: P1939, P1097, P1940, P1960, P2151, P1014, P1173, P2002, P306, P551, P552, P1938
 Navarro Penalver M.: P1171, P1212, P1914, P2249
 Navarro-Cuartero J.: P1183
 Nave A.H.: P1814
 Naves C.B.O.C.: P1219, P1923
 Navia D.: P478
 Navickas R.: P599
 David H.: P1253
 Nawrocka-Millward S.: 885, P2145
 Naya-Leira C.: P1000
 Nayar S.: P1021
 Nayeli Isidro-Hernandez R.: P1175, P1658
 Naylor L.: P406, P462
 Naimushin A.V.: P1958
 Nazeyrollas P.: P2182, P992
 Ndongson Dongmo B.: P2292
 Nebigil C.G.: P2007
 Nebot Margalef M.: P1229
 Nechita A.C.: P252
 Nedeljkovic I.: P1276, P1857
 Nedeljkovic M.: P1276
 Nedostup A.V.: 52, P1078, P391, P402
 Neglia D.: P511
 Negrão R.: I74
 Neji H.: P1181, P1882
 Nelson L.M.: P964
 Nemeth B.T.: I395, P1301
 Nemkov A.: P1995
 Nemoto K.: P327
 Nenad E.: I398
 Nescolarde L.: 822
 Neskovic A.: P1034
 Nesselner N.: P1855
 Nessler J.: P1017, P1875, P347
 Nesterov A.: P260
 Nesti M.: P303
 Nestorovic E.: P1857
 Netuka I.: P461, P465, P467
 Neumann F.J.: P1210
 Neumeier H.L.: P2140
 Neuser J.: P438
 Neuzil P.: P1156, P526
 Neuzil P.N.: 2083

Neves B.: P1682, P274, P958
 Neves D.: P217, P2211
 Neves J.P.: P1123
 Neves J.S.: P2302
 Neves Pestana G.: P1877
 Newsome S.: P1768
 Newton P.J.: P1601, P1049
 Ng G-Sh Lee S.B.L.: P1880
 Ng L.: P1108
 Ngarmukos Eb Reyes T.: 49
 Ngarmukos H Liew T.: P1805
 Ngau Y.Y.: P1021
 Ngui D.: P328
 Nguyen L.S.: 2077, 823, P1045, P1985
 Nguyen M.N.: 35
 Nguyen T.: P1825
 Nguyen V.: P1678
 Niccoli G.: P956
 Nickel A.G.: P1327, P2028, P2307
 Nickenig G.: P1389
 Nicol L.: P2039
 Nicol M.: P1773
 Nicol N.: P1401
 Nicolas Gonzalez N.G.: P1246
 Nicolas-jilwan F.: P1941
 Nicoli F.: P1812
 Nicot F.: P1985
 Niedziela J.: P1724
 Nielsen J.C.: P1377
 Nielsen O.L.: P1308
 Nieminen M.S.: P939
 Nieszkowska A.: 759
 Nieto Sandoval B.: P1809
 Nieuwenhuis J.: P529
 Nihoyannopoulos P.: P1085
 Nijholt K.T.: P1299
 Nijjar T.: P2315
 Nijst P.: 2080, 2087, 755, 88, P1133, P1707, P2280
 Nikiforova T.V.: P318
 Nikitin A.: P1290
 Nikitin I.G.: P326
 Nikolaev G.: P1250
 Nikolaev G.V.: P1042
 Nikolaidou T.: P1885
 Nikolova A.: 754
 Nilsson P.M.: P522
 Ninni S.: P2198, P2245
 Nishihata Y.: P1858, P353
 Nishikimi T.: P2303
 Njue F.: P462
 Noben J.P.: 755
 Nobre-Menezes M.: P2123

Nochioka K.: P1894
 Noda T.: P985
 Nodari S.: P1725, P504
 Noe A.: P1702
 Noel T.R.: P1021
 Noelker G.: P472
 Noguchi K.: P1102
 Nohria A.: P432
 Nohrina O.Y.: P1838
 Nolte K.N.: P1984
 Noman K.: P944
 Nombela Franco L.: P1859
 Nonaka C.K.: P2189
 Noori M.: P2179
 Norman H.S.: P1613
 Norpil B.: P1035
 Noruzbaeva A.M.: P1731
 Norvilaitė R.: P1639, P1891, P244
 Nougue H.: P2313
 Noura N.S.: P1604, P1605, P2143, P231
 Noutsias E.: P387
 Noutsias M.: P1104, P387, P401
 Novo G.: P936
 Novo Garcia E.: P1949, P556
 Novo S.: P1019, P936, P953
 Novoa M.: P312, P987
 Nowak B.: P378
 Nowak J.: P1806, P1807
 Nowak J.U.: P1724
 Nowak R.M.: P257
 Noyens P.: P1707
 Nozzoli C.: P2142, P215, P216, P232, P906, P909
 Nrs G.O.E.S.: P2125
 Ntalianis A.: P1243
 Ntellos C.: P1927
 Ntiloudi D.: P1927
 Nuhrenberg T.: P1210
 Nunan T.: P971
 Nunes A.: P1174, P1240, P1877, P1944, P555, P557
 Nunes Ferreira A.: P2122
 Nunes M.C.P.: P1776
 Nunez Botero E.: P925
 Nunez E.: P1116, P2207
 Nunez J.: P1116, P1628, P1963, P2134, P2207, P475, P927
 Nunez J.P.: P300
 Nunez Olarte J.M.: P287
 Nunez R.: 890
 Nunez-Villota J.: 816, P1033, P2277, P925, P926

Nuti R.: 880, P1839, P1841, P240, P243, P932
 Nuyens D.: P1133
 Nuzzi V.: P1885, P1905
 Nyolczas N.: P1007, P1931

O

O' Carroll G.: P588, P590, P595, P1235
 O' Hanlon R.: 2067, P1612, P2269
 O'callaghan M.E.: P375
 Ochiai M.: P1643, P1655
 Ochiumi Y.: P2130
 Ochoa C.: P1176
 O'connell E.: P1916
 O'connor L.: P1867
 O'connor C.: P903
 O'connor C.T.: P375
 Oddi Erdle C.: P1533
 Odegova Alla A.A.O.: P2283
 Odeh R.: 692, P292, P959
 Odenstedt J.: P226, P934
 O'donoghue J.: P545
 Oehman J.G.: 2075
 Ogasawara K.: P1895
 Oger E.: 48, 50
 Oguz S.: P1933
 Oh B.H.: P1865, P236, P923, P2017
 Oh D.-J.: P1082
 Oh J.: P1844, P447
 Oh J.H.: P2293, P904
 Oh J.K.: P265
 O'hanlon R.: P2175, P996
 O'hare D.: P375, P903
 Ohman E.: P1847
 Ohn J.H.: 96
 Ohsawa M.: P1895
 Ohta M.: P1895
 Ohtani T.: P523
 Ohya Y.: P1951
 Oikawa T.: P1894
 Oikonomou D.: P1813
 Oikonomou E.: P528
 Ojereleyeva M.V.: P1284
 Okabe T.: P1643, P1655
 Okawa T.: P327
 Okayama A.: P1895
 Okovityi S.V.: P629
 Okwose N.C.: P1942
 Olah A.: P1395, P1301, P642
 Olaz F.: P1917
 Oldani M.: P1899
 Oldenburg O.: P417
 Oldfield M.: P2131

- O'leary S.: P1700
 Oleinikov V.: P1264, P1946
 Olesen L.L.: 1377, P2186
 Olinevic M.: 755
 Oliva A.: P287
 Oliveira A.: P2114, P419, P910
 Oliveira A.S.: P561
 Oliveira B.M.: P1179
 Oliveira G.: P1151
 Oliveira G.H.: P1748
 Oliveira J.: P2114, P910
 Oliveira M.: P1185, P1787, P1886, P383, P398, P506, P530
 Oliveira M.F.: P1843, P322
 Oliveira Soares A.: 2073, 2074, P1646, P1653, P941
 Oliveira T.J.F.: P1923
 Olivier A.: P2276
 Olivotto I.: P1761
 Oliynyk D.: P1074
 Olmeda-Brull C.M.: P1183
 Olmos Blanco C.: P2212
 Olmos C.: P491
 Olofsson M.: 1382, 1383, 1519, 1525, P283, P284, P286
 Olsen L.H.: P1308
 O'mahony D.: P961, P965
 Omana Soman S.: P259
 Omarov A.: P982
 Omaygenc O.: P1131
 Omerovic E.: P226, P390, P934
 Omersa D.: P325
 Omidvar R.: P1712
 Omote K.: P1102
 Omran H.: 46, P472
 Onal C.: 1599, 1599
 Onciul S.: 1518, 702, P585
 O'neill I.: P974
 O'neill J.: P1700
 Ong S.G.: 30
 Ongcharit P.: P1121, P2243, P351
 Ono M.: P1643, P1655, P353
 Onocko M.: P1641
 Onoda T.: P1895
 Opolski G.: 881, P1708, P1948, P554
 Orabona M.: P344
 Orayeva B.N.: P1335
 Orbovic B.: P1892
 Ordóñez Llanos J.: P1048, P349
 Orea Tejeda Arturo A.O.T.: P1098
 Orea-Tejeda A.: P1014, P1097, P1173, P1938, P1939, P1940, P1960, P2002, P2151, P306, P551, P552, P1182
 O'reilly J.: P1916
 Orellana-Figueroa H.N.: P1059
 Orlandin L.: P1846
 Orlova K.: 2088
 Orlova Y.: P1898, P1900
 Orlova Y.A.: P492
 Orłowska A.: P617
 Oro Ayude M.: P1709, P1709
 Oroscó A.: P1753
 Orr J.: P419
 Orr K.O.: P1684
 Orsini N.: P510
 Orso F.: 1526, P2142, P215, P216, P2181, P232, P238, P246, P906, P909
 Ortalda A.: P497
 Ortega A.: P1316, P1317, P1913, P2027, P2298, P641
 Ortega Paz L.: P1781
 Ortega Ramirez G.A.: P336
 Ortega Ramirez G.E.: P336
 Ortega S.: P2212
 Ortis B.: 889
 Ortiz C.: P1222
 Ortiz L.M.: P247
 Orzepowska J.: P418
 Osadchuk M.A.: P2284
 Oscar Fiscal-Lopez J.: P1175, P1658
 Osmankulova G.E.: P1731
 Osmolovskaya T.: P473
 Osmolovskaya Y.U.F.: P2196
 Ostapenko V.: P1741
 Ostrovsky Y.: 1593, P444
 Ostrovsky Y.P.: P1205
 O'sullivan D.: P961, P965
 Otagaki M.: P985
 Otasevic P.: P2156
 Otero J.: P263
 Othman M.K.: P1701
 Ottenblad E.: P278
 Ottomani H.: P521
 Ouali S.: P948
 Ouarrak T.: 1538
 Ouldamar S.: 1588, P1045, P955
 Oummou S.: P2226
 Oumokrane K.: P544
 Outteryck F.: P2245
 Ovchinnikov A.G.: P1284
 Ovchinnikova E.: 814, P1306
 Oyama M.: P1300
 Oyama Y.: P1643, P1655
 Oyanguren Artola M.J.: P1229
 Ozabalova E.: P1080
 Ozanne S.E.: P2300
 Ozbaran M.: 2085
 Ozbaran M.: P463
 Ozbay B.: P1234
 Ozben B.: P567
 Ozcan Cetin E.H.: P1869
 Ozdemir N.: 1599, 1599
 Ozieranski K.: 881, P1708
 Ozkaramanli D.: P275
 Ozturk P.: 2085
 Ozturk P.: P463
- P**
- Paar V.: P2273
 Pacheco N.P.: 94
 Pacho C.: 890
 Pacini D.P.: 2083
 Packer M.: 1527
 Paczek L.: P1071
 Padaryan S.: P1154, P1694, P1929
 Padeletti L.: P1134, P1839, P1841, P2248, P303
 Paganelli F.: P1795, P344
 Pagava Z.: P1164, P967
 Pagliaroli E.: P1756
 Pagliuca S.: P550
 Pais J.: P1013, P217, P2211, P408, P421
 Pajares Moncho A.: P466
 Pak H.N.: P1844, P447
 Palacio M.: P995
 Palacios I.: P1158, P1309, P647
 Palaparthi R.: 1381
 Palau P.: P1116, P2207
 Palau Sampio P.: P925
 Palazzuoli A.: 880, P1839, P1841, P240, P243, P932
 Palermo C.: P2106
 Palevičute E.: P334, P938
 Palicka V.: P1920, P372
 Palmieri R.: P930
 Palmiero G.: 758
 Palomar Rodriguez J.A.: P1738, P258
 Palus S.: P639
 Pan J.: P643
 Panagiotidis T.: P1053, P1925
 Panagopoulou N.: P1243
 Panaitescu E.: P1828, P2231, P425
 Pandur A.: P2136
 Panfile E.: P622
 Pang M.: P945
 Pang P.P.: P227
 Pani A.: P1610
 Paniagua-Martin M.J.: P1000, P1043, P1144, P477

- Panigada G.: P2106
 Panknin S.: P1193
 Pankova N.: P1297, P2037
 Pankuweit S.: P1715
 Pannaux M.: I391
 Panpikoon T.: P427
 Pantelakis I.: P1211
 Pantziou C.: P1813
 Panueva N.N.: P1989
 Panula J.: I394
 Panzenboeck A.: 757
 Paoletti Perini A.: P1839, P1841, P303
 Paolillo S.: I595, P1103, P1879, P559
 Papa I.: P1725
 Papadaki M.: P1056
 Papaphylactou M.: P1927
 Paparisto V.: P486
 Papovic J.: P1261
 Papp Z.: 31, 815
 Paprokas K.P.: P1723
 Parada F.: P1240, P1877
 Parada Vazquez P.: P1709, P1709
 Parada Zuluaga J.S.: P946
 Parada-Pereira F.: P1944, P555, P557
 Paradela-Dobarro B.: P241
 Parameshwar J.: P1852
 Parati G.: P1899
 Parcharidou D.: P1927
 Pareek M.: P522
 Parenica J.: P2105, P480
 Parfyonova Y.E.: P620
 Parianti J.J.: I535
 Parisi V.: P1103
 Parisi Y.: P1641
 Parissis J.: P1211, P1624, P423
 Park C.-B.: P2173
 Park C.S.: P2120
 Park D.-G.: P1082, 96
 Park D.J.: 2072
 Park H.: P985
 Park H.S.: P1087, P2124
 Park H.Y.: P1865, P236, P923, P2017
 Park J.J.: 2072, 96, P2105
 Park J.H.: P265
 Park J.K.: P2152
 Park J.S.: P2293, P904
 Park J.W.: P904
 Park K.-H.: P2281
 Park M.H.: P2293
 Park M.-S.: P1082
 Park S.: P2001
 Park S.G.: P1151
 Park S.M.: P1272
 Park T Ngarmukos S.W.: P1880
 Park W.J.: P2281
 Parkhomenko A.: P2115
 Parkhomenko A.N.: P1996
 Parlapiano S.: P2142, P215, P216, P232, P906, P909
 Parra J.: P2134, P927
 Parragh S.: P1001
 Parreira L.: P2247, P302
 Partisano A.M.: 89
 Parusova E.V.: P629
 Pasalic M.: P566
 Pascal P.: P1788, P1790
 Pascual Figal D.A.: P1171, P1212, P1914, P2249, P1738, P258, 36, P1304, P1307
 Pascual-Figal D.: P928
 Pasotti E.: P433
 Pasquale F.: P1761
 Pasqualucci D.: P1610
 Pasquet A.: P1278
 Pasquie J.L.: P1706, P994
 Pasquinnucci M.: P930
 Passino C.: I521, P1302, P1717, P276, P497
 Passos L.C.S.P.: P2116, P2125
 Pasterkamp G.: P1118, P2015, P583
 Pastor C.: 816, 822, P2277
 Pastor F.: P1307
 Pastor Perez F.J.: P2249
 Pastormerlo L.E.: P1302
 Pasumarthi K.S.: 2084
 Patel A.: P1825, P630
 Patel C.B.: P1750
 Patel J.: 754
 Patwala A.: 2068
 Paul J.-L.: P2301, P2301
 Paula-Gomes S.: 29
 Paule Sanchez A.J.: P331
 Paunescu A.: P476
 Pauschinger M.: P2184
 Pavan D.: P1926, P548
 Pavie A.: P1150
 Pavlenko E.V.: 52
 Pavlovic K.: P1261
 Pavlushina S.V.: P1039
 Pavo N.: 30, P1178
 Paya A.: P1628, P1963, P2134, P927
 Paya Chaume A.: P926
 Pe' M.E.: P2314
 Peacock W.F.: P2013
 Pedersen H.D.: P1308
 Pedraza L.L.: P1228, P624
 Pedrazzini G.: P433
 Pedro M.: P1629
 Pego M.: P1256, P1258, P1752, P2242, P565
 Pehrson S.: I377
 Peixoto E.C.S.: P1122, P1126, P1219, P1289, P1831, P1833, P1873, P1935, P441, P602, P607
 Peixoto R.T.S.: P1122, P1122, P1126, P1126, P1289, P1289, P1831, P1831, P1833, P1833, P1873, P1873, P1873, P1935, P1935, P441, P441, P602, P602, P607, P607
 Pelaez Hernandez Viri P.H.V.: P1098
 Pelaez-Hernandez V.: P1014, P1097, P1173, P1182, P1938, P1939, P1940, P1960, P2002, P2151, P306, P551, P552
 Pelicano N.: P1124, P440, P443
 Pelikanova T.: 818
 Peller M.: 881, P1708, P1948, P554
 Pellicori P.: I529, P1037, P1718, P1885, P1905, P592, P957
 Pena Gil C.: P1864
 Penco M.: P304
 Peng F.: P1896
 Pennell D.J.: P1077
 Pennington S.: P1916
 Pepi M.: P436
 Pepin J.L.: 97
 Pepper J.: P536
 Peracoli M.T.S.: P564
 Peradejordi Lastras M.: I597
 Percet-Marrone P.: P976
 Perea Gil I.: P619
 Perea R.J.: P1781
 Perea-Gil I.: P380, P645
 Pereda D.: P459
 Peregudova N.N.: P1239
 Pereira A.: P1760, P2199, P2200
 Pereira A.R.: P1252, P1967, P1970
 Pereira Goncalves F.: P633
 Pereira H.: P1083, P1252, P1797, P1863, P1956, P1962, P1967, P1970, P2223, P2229
 Pereira J.: P1202, P1203, P584
 Pereira M.: 47
 Pereira N.: P606
 Pereira R.: P1863
 Pereira S.: P1291, P1650
 Pereira-Barretto A.C.: P1179
 Pereiro Gonzalez S.M.: P1635, P409
 Pereiro S.: P568
 Perez Baztarrica G.: P1746
 Perez Cabanas E.: P1098

- Perez Cabanas E.: P1939
 Perez Cabeza A.I.: P1172
 Perez- Cortes G.: P2002
 Perez- Cortes G.K.: P1939, P1097, P1960
 Perez Esteban F.: P579
 Perez G.E.: P1625
 Perez Garcia C.N.: P491
 Perez I.: P1115, P1824
 Perez M.: P491
 Perez Martin A.: P1809
 Perez Martinez M.T.: P1212
 Perez Romero M.J.: P1229
 Perez S.: I530, P1720
 Perez Serrano M.: P2212
 Perez-Cabanas E.: P1938, P1940
 Perez-Cortes G.: P1014, P1173, P306
 Perez-Cortes G.K.: P1182, P1938, P2151, P551, P552
 Perez-Cortes K.G.: P1940
 Perez-Fernandez R.: P1000
 Perez-Martinez M.T.: P1304, P1307
 Perez-Silvestre J.: I387
 Perez-Villa F.: I594, P459
 Perna E.: P1206
 Perna E.R.: P1641, P568
 Pernencar S.: P249
 Pernot M.: P213
 Pernot M.A.: P1274
 Peroni S.: I531
 Perrea D.: I397
 Perri G.: P621
 Perron C.: P1834
 Perrone Filardi P.: P1103
 Perry J.B.: 813
 Persenska S.: P399
 Pershenkov V.S.: P1915
 Pershukov I.: P982
 Persson H.: 48
 Perveen R.: 2076
 Pescariu S.: P1157
 Peschanski N.: I401, P2039
 Pessoa F.: P1311, P1314
 Pessoa T.: P2036
 Pestana G.: P1240, P1944, P555, P557
 Pestano N.S.: 696
 Petelina T.I.: P1838
 Peteneva L.L.: P516
 Peters K.: P403
 Peters R.: P971
 Petrela E.: P1073
 Petrilli G.: P2238
 Petroni R.: P304
 Petroni T.: P1150
 Petrosyan H.: P1027, P295
 Petrou E.: P2309
 Petrova K.I.P.: P2267
 Petrova O.A.: P2263
 Petrovic D.: P1636
 Petrovic M.: P1276
 Pettit S.: P1047, P1852
 Petursson P.: P226, P934
 Petyt G.: P2259
 Petyunina O.V.: P516, P517
 Peyrol M.: P344
 Peyrot S.: P1061
 Pfanne A.: P2032
 Pfeffer M.A.: 879
 Pfeffer T.P.: P2278
 Phan G.: P1683
 Pharithi R.: P1739, P335
 Pharithi R.B.: 2084, P1166
 Phillips E.: I520
 Phillips M.: 2071
 Piacentini R.: P621
 Pianca N.: P2288
 Piazzani M.: P1725
 Picard F.: P1189, P1254, P1705
 Picarra B.: P1013, P1786, P217, P2211, P408, P421
 Picazo-Angelin B.: P1059
 Piccard F.: P332, P940
 Piccinini F.: P478
 Picco J.M.: P242
 Piccone Saponara L.G.: P1949, P556
 Pidoux G.: 811
 Piechota M.: P1333
 Piegari E.: P2295
 Piella G.: P1981
 Pieper I.L.: P2240
 Pieper P.G.: P367
 Pierpoli M.F.: P1096, P1231, P261, P962
 Pieragnoli P.: P1839, P1841, P303
 Pierre S.: P253
 Pierro C.: P1324
 Pieske B.: I391, 42, P1081, P1661, P1663, P1703, P1715, P1978, P2185, P597, P949, P1984
 Pieske-Kraigher E.: P1978
 Pietrock C.H.: P1104
 Pietrucha T.: I522
 Pignataro C.N.: P242
 Pigny P.: P323
 Pilato E.: P1761
 Pilecki T.: P1071
 Pilliere R.P.: P1793
 Pilz P.: I399
 Pilz S.: P282
 Pimenta J.M.: 877
 Pimentel Quezada Y.: P2197
 Pinamonti B.: 819, P1068, P1766
 Pinat F.: P2032, P614, P650
 Pinheiro I.P.: P518
 Pinheiro-Vieira A.: P1835, P450
 Pinho P.: P633
 Pinho T.: P1765, P1770, P376, P495
 Pinna G.D.: 44
 Pinnock A.: P2300
 Pino H.: P2235
 Pintalhao M.: P633
 Pinto F.: P315
 Pinto F.J.: P1629, P2122, P2225
 Pinto J.: P344
 Pinto M.J.: P235
 Pinto P.: P1054, P1090, P1760, P2166, P2199, P2200
 Pinto R.: P1240, P1877, P1944, P555, P557
 Pinto Y.: P2184
 Pinto Y.M.: 877, P1195
 Piper S.: P1197, P1199, P901
 Piquereau J.: I73, P2301
 Pires Da Silva J.: P616
 Pires I.: P1977, P234, P584, P596, P988
 Pires M.I.: P539, I539, P1721, P2112
 Piriou N.: P1120
 Piriou N.P.: 2081, P2127
 Pirk J.: P461, P467
 Pirvanescu T.: P2005
 Pisaruk A.S.: P1233, P442
 Pisaryuk A.S.: P1602
 Piscopo G.: P2004, P2006
 Pistulli R.: P2273
 Pitic D.: I518, 702, P585
 Pitt B.: I378, I537, 887, P2276, P285
 Pitthan E.: P1910, P1988
 Pitukhina N.N.: P629
 Pivetta A.: 819
 Pivtorak K.V.: P1099
 Placido R.: 884
 Placier S.: P2289, P2290
 Planinc I.: P1751, P598
 Plante-Bordeneuve V.: 53, 821, P1789, 2082
 Plaza I.: P1801, P338
 Plaza Lopez D.: P579
 Plens K.A.: P1017
 Plymen C.: P1084, P384
 Pocesta B.: P1006
 Podesser B.: I399

Podetti I.: P1274
 Podoksenov Y.K.: P1904, I390
 Podolec P.: P1883, P1919, P2266, P519, P628
 Podziemski P.: P2236
 Poess J.: I538
 Poggesi L.: P2142, P215, P216, P232, P906, P909
 Poilane M.: P1120
 Poilane M.P.: P2127
 Poirrette L.: P976
 Poletti R.: I521, P1717
 Poliakova A.A.: P2202, P370
 Polidano E.: P1319, P2289, P648
 Poller W.: P1081
 Poloczko H.: P1080
 Polonski L.: P1806, P1807, P1907
 Polovina M.: P1892
 Poltavskaya M.G.: P1167, P308
 Polyak M.: P1057, P1063, P391
 Polyakov D.S.: P1089, P1632, P1637
 Polyanskaya E.: P1092, P1095
 Polytarchou K.: P1813
 Pommier T.: P933
 Ponikowski P.: I391, 820, 885, P1108, P1285, P1671, P1803, P1804, P1806, P1807, P1893, P1907, P2011, P2145, P617, P1231, P261, P962
 Poniku A.: P1026, P1674
 Ponomarenko V.I.: P280
 Ponomareva I.B.: P1239
 Pontana F.: P2245
 Pontuch P.: P2221
 Ponz De Antonio I.: 95, P1191
 Ponz I.: P1222
 Pop Moldovan A.: P1656
 Pop N.: P531
 Popenko A.S.: P2014
 Popescu L.: P1269
 Pop-Moldovan A.: P1617, P2005, P2119
 Popov S.: P1840, P2264
 Popov S.V.: P2146
 Popovic V.: P1034
 Popovici I.: P622
 Popovici M.: P622
 Porcile R.: P1746
 Porcu M.: P1610, P1771
 Pornpatrtanarak N.: P1121, P2243
 Poroshin I.: P1130
 Porot G.: P933
 Porouchani S.: P614
 Porrás-Segovia A.: P1084, P384
 Portella D.C.: P2188

Porter A.: P537, P538, P540, P541
 Porter B.: P1199
 Portero-Portaz J.J.: P1183
 Porto I.: P956
 Porto Neto E.P.S.: P1219
 Portoles M.: P1316, P1317, P1913, P2027, P2298, P641
 Portugues J.: P1185, P1886, P396, P398, P506
 Possemiers N.: P1945
 Postigo A.: P287
 Potenza D.R.: P1733
 Poteshkina N.G.: P1759, P1763, P2201
 Potocnjak I.: P219
 Pouget J.: 89
 Pouleur A.-C.: P1278
 Poulantitis N.: I397
 Pousset F.: P1682, P1764, P274, P958
 Pousset F.P.: P549
 Povalyaev N.M.: P442
 Pozdnyakova A.V.: P426
 Poznic S.: P1952
 Pozzi G.: P1641
 Pozzobon M.: I392
 Pradel S.: P1788, P1790
 Prado Gotor B.: P395
 Prameswari H.S.: P1791
 Prasad S.K.: P1077, P1768
 Prat Gonzalez S.: P1781
 Prat Vidal C.: P619
 Pratesi A.: P2142, P215, P216, P232, P906, P909
 Prat-Vidal C.: P380, P645
 Pravdic D.: P1928
 Predebon V.: P1664
 Pregartner G.: P219
 Presta V.: P1901
 Price S.: P2139
 Prichard R.: P1049
 Prieto E.: P1801, P338
 Prieto-Mateos D.: P1183
 Prifti E.: P2228, P435
 Priks D.: 31
 Primessnig U.: P623
 Prins J.K.: P580
 Privalova E.V.: P1912, P330, P389
 Probstfield J.L.: 879
 Prodanovic N.: P1034
 Proenca C.C.: I519, P281, P284, P963
 Profili F.: P2106
 Prokopova L.V.: P1032, P305
 Prontera C.: P1717, P511
 Protasov V.: P1009, P1735, P1018, P316

Protasova D.E.: P1018, P316
 Prud'homme M.: P2289, P2290
 Pryakhin A.S.: P1904
 Pryse-Hawkins H.: P1227
 Psachoulia C.: P1813
 Ptaszynska-Kopczynska K.: P1736, P337
 Pubbi D.: P454
 Pucci A.: P1302
 Pucci M.: I531
 Puchinyan N.: P512
 Pudil R.: P1920, P371, P372
 Puente-Maestu L.: P287
 Puertas M.: 693, 816
 Puetz D.: P2307
 Pueyo Villoslada J.: P496
 Puga L.: 2065, P1644, P214, P483
 Pujol Lopez M.: P1781
 Pujol M.: P1747
 Pulignano G.: P2217
 Pulkki K.: P1624, P2279
 Pumerantz A.S.: P1176
 Punyadeera C.: P2034
 Punzalan F.E.R.: 696
 Punzo N.: P1196
 Puoti G.: P1829
 Purnomowati A.P.: P1791
 Puschita M.: P2005, P2119
 Pushkarev G.S.: P1236, P576
 Puskar S.: P424
 Pusnik C.S.: P324
 Pusnik Vrckovnik M.: P324
 Putnik S.: P1857
 Putnikovic B.: P1034
 Putzu A.: P433
 Puwanant S.: P1161, P351
 Puy H.: P2213, P2214
 Pyko S.: P370
 Pyko S.A.: P2202

Q

Qirko S.: P486
 Qiu J.H.: P328
 Quadri E.: P550
 Quaini F.: P2286
 Quartuccio S.: P1216, P1247
 Queiroz E Melo J.: P1123
 Queiroz Filho A.C.F.: P2116, P2125
 Querejeta R.: P2275
 Quevedo-Nelson V.: P400
 Quigley E.: P1675, P1681, P1813
 Quina-Rodrigues C.: P2297
 Quine E.: P1011
 Quinn T.: P420

Quintao S.: P1922
 Quintas Ovejero L.: P1024, P1932,
 P262, P277, P542, P978
 Quintero A.M.: P946
 Quirino S.L.S.: P2116, P2125
 Quka A.: P2132
 Quock T.P.: P1937

R

Rabago-Juan-Aracil G.: 1587, 1589
 Rabelo M.N.: P2189
 Rabelo-Silva E.: P1228, P624, P1846
 Rabsch S.: P2140
 Racheva A.: P399
 Rachok L.: 1593, P473
 Radenovic S.: P1661, P1663, P2185,
 P949
 Radini D.: 690, P455
 Radisic B.: P1261
 Radnai B.: P2136
 Radojicic Z.: P1034
 Radovanovic M.: P2167, P918
 Radovanovic N.: P2167, P918
 Radovanovic S.: P594, P608
 Radovits T.: 1395, 815, P1301, P642
 Radu C.: 821
 Radu C.R.: 1396
 Radu R.: P1117, P1608, P1619, P1622,
 P1893, P2121, P2128, P2170, P255, P358
 Radu R.I.: P1616, P916
 Raducan M.: P223
 Radulescu C.: P1117, P1616, P1893,
 P2121, P2128, P916, P937, P1608, P1619,
 P1622, P2170, P255, P358
 Radulescu L.: 702
 Radzikowska U.: P1736
 Raez Ruiz A.: P979
 Raez Ruiz C.J.: P294, P979
 Rafael Campos Arjona R.C.A.: P352
 Rafael Herrera D.R.: P493
 Rafael Jimenez Arjona R.J.A.: P352
 Ragino Y.I.: P1015
 Ragot H.: P1319
 Ragot S.: 1528
 Ragusa R.: P511
 Rahajoe A.U.: 175
 Raharjo S.B.: P1031
 Rahman M.: P341
 Rahneva T.: P1768
 Raicu M.: P1323
 Raja K.: P1021
 Rajani R.: P1197, P1199, P901
 Rajic D.: P2167, P313, P918

Rakisheva A.: P1164
 Ramaekers B.R.: P1141
 Ramalho M.: P1083
 Ramalho S.H.R.: 51
 Ramani F.: P1068, P1766
 Ramazanov J.: P982
 Ramella I.L.: P1635
 Ramires F.J.A.: P1311, P1314
 Ramirez C.: P2212
 Ramirez J.D.: P2235
 Ramirez M.: P341
 Ramirez-Guijarro C.: P1183
 Ramiro Ortega E.: P979
 Rammos S.: P1927
 Ramon Ferrandis J.M.: P925
 Ramos D.: P1799
 Ramos Ruiz P.: P1738, P258
 Ramshev K.: P1884
 Ranasinghe A.: P1853
 Randazzo E.: P507
 Ranganathan D.: P1155
 Rangel I.: P1797, P2223
 Rangel-Sousa D.: 1587, 1589, 1598,
 P1909
 Rao L.: P1332
 Raouah A.: P2226
 Rapacciuolo A.: P1829
 Rapezzi C.: P1761
 Raphael M.: P966
 Raposeiras S.: P1782
 Raposo L.: P952
 Rashid M.: 2076
 Rasmussen J.: 1523
 Raspopovic S.: P1857
 Rastam L.: P522
 Rasti M.: P1678
 Rasulova Z.D.: P1002
 Rasulova Z.D.: P269
 Rathore F.: 2067, P2175
 Ratto R.D.: 1597
 Rauch-Krohnert U.: P1125
 Rauf M.: P944
 Ravasel A.: P2121
 Ravassa Albeniz S.: 43, P2275, P496
 Ravera A.: P239, P504, P921
 Ravid D.: P2224, P407
 Ravnikar T.: P324
 Ray P.: P1620
 Raza A.: 2076
 Razavi R.: P1197, P1199, P901
 Razin V.: P2129
 Rea D.: P2004
 Reardon J.: 37, P2025

Rebello D.M.: P1873
 Rebenkova M.: P513, P2146
 Rebuzzi A.G.: 2079
 Recio Mayoral A.: P395
 Reddin G.: P1235
 Redfors B.: P226, P390, P934
 Redwood C.: P1330
 Reed B.: P257
 Refatllari I.: P486
 Refiker Ege M.: P293
 Refoyo Salicio E.: 95, P1191, P1888
 Rega F.: P1086
 Regamey J.: 1592, P348
 Regan D.: P1681
 Regan J.: 1533
 Regensteiner J.G.: P1880
 Rehan M.S.: P1287
 Rehman M.: 1528, P1324
 Rehman S.M.: P1855
 Rehulka P.: P1920, P371, P372
 Rehulkova H.: P1920, P371, P372
 Reina Couto M.: P2219
 Reinke T.: P438
 Reis C.: P1123
 Reis H.: P1843, P322, P450
 Reis L.: 2065, P1644, P1786, P1787,
 P214, P383, P392, P393, P394, P483,
 P600, P603, P908
 Reiss N.: P1848
 Rekik B.: P1820, P1973, P503, P948
 Remke J.: P2304
 Remy Jardin M.: P2245
 Remy-Jouet I.: P2039
 Renedo M.F.: 1597
 Renet S.: P2039
 Renga F.: P1103
 Renz M.: P2315
 Repin A.N.: P1094
 Repolho D.: P1252, P1956, P1962,
 P1967, P1970
 Reppas E.: P1836
 Resnik E.V.: P326
 Resseguier N.: P344
 Revuelta E.: 890, P2029
 Revuelta-Lopez E.: P380
 Reyes Cm Yu E.B.: P1177, P2244
 Reyes F.: P341
 Reyes J Yap E.B.: P1805
 Riahi L.: P1188
 Rial Baston V.: P1088, P1888, P1943,
 P563
 Rials S.J.: P454
 Ribama H.: 2084

- Ribeiras R.: P1123
 Ribeiro A.: P1202, P1203
 Ribeiro A.P.: P1776
 Ribeiro F.H.O.: P564
 Ribeiro J.: 2065, P1644, P214, P483, P600, P603, P908
 Ribeiro M.: P2287
 Ribeiro O.N.: P1311, P1314
 Ribeiro R.: P1022, P333
 Ribeiro S.: P2297
 Ribeiro V.: P1160, P1162, P1192
 Ribes D.: P1790
 Ribes R.D.: P593
 Ricardo I.: P1629, P1827, P2122, P2225
 Ricardo I.A.: P315
 Ricciardi G.: P1841, P303
 Riccio G.: P2004, P2006
 Richard V.: I401, P2032, P2039, P614, P650
 Richards A.M.: 49, P1177, P1805, P1880, P2244
 Ricke-Hoch M.R.: P2278
 Ricupati F.: P936, P953
 Riddle M.C.: 879
 Ridдон H.: P317
 Ridon H.: P1060, P2259
 Riehle C.: P2026
 Riemer U.: 700
 Rienzo M.: P2041
 Riess H.: P1796
 Rigby A.S.: I529
 Rigueira J.: P1629, P1827, P2122, P2123, P2225, P315
 Riley J.: 2067, P1612, P911
 Rilley J.: P536
 Rilo Miranda I.: P1024, P1932, P277, P542, P978
 Rim S.J.: P2261
 Rimer S.: P592
 Rimkevičute D.: P1639, P2216
 Rinkuniene E.: P599
 Riondel A.: P1930
 Rios Blanco J.J.: 95, P1191
 Rios I.: P1621
 Riou B.: P1620
 Ripa L.: P1753
 Ristic A.: P1857, P1947
 Ristic M.: P1857
 Rivas C.: 693, 890, P1719, P1823, P2277
 Rivas Lasarte M.: P225, P1046
 Rivas Perez A.: P563
 Riveiro-Rodriguez C.M.: P1000
 Rivera A.: P312, P987
 Rivera M.: P1316, P1317, P1913, P2027, P2298, P641, P928
 Rivera S.: P1753
 Rivero-Ayerza M.: P1133
 Rivilla M.T.: P1046
 Rivillas J.A.: P1794
 Rivolo S.: P1197, P1199, P901
 Rizzo C.: P1110, P1112, P1113, P996
 Roa Garrido J.R.G.: P1822
 Roa Z.M.: P1186
 Robaey W.: P273, P434
 Robard I.: P586
 Robbi E.: 44
 Roberto Takashi Sudo R.T.S.: P1325, P2038
 Robin E.: P1887
 Robin G.: P388
 Robinson C.: P2240
 Robinson M.R.: P1151
 Roble Uribe B.: P1098, P1173, P2002
 Robles-Mezcua A.: P1811
 Robles-Urbe B.: P1014, P1097, P1182, P1938, P1939, P1940, P1960, P2151, P306, P551, P552
 Robson D.: P272
 Roca E.: 822
 Rocha A.: P1240, P1877, P1944, P555, P557
 Rocha Goncalves F.: P1065, P1765, P1767, P1770, P376, P495
 Rocha M.O.C.: P1776
 Rocha Rodrigues G.M.: P2138
 Rocha S.: P218
 Rodes-Cabau J.: P1859
 Rodionycheva S.: P636
 Rodrigues A.: P1644
 Rodrigues B.: P2112
 Rodrigues C.: P1754, P1961, P218
 Rodrigues J.: P530
 Rodrigues J.D.: P1174
 Rodrigues P.: P235
 Rodrigues P.G.: P2294
 Rodrigues R.: P1025, P2247, P302, P309
 Rodriguez Gonzalez M.J.: P2144
 Rodriguez Guinea I.: P556
 Rodriguez J.: P1186
 Rodriguez L.: P478
 Rodriguez M.: 693, 816, 890, P1033, P1823, P2277, P582
 Rodriguez M.J.: P312, P987
 Rodriguez Manero M.: P1139, P1648, P1842, P452, P453, P917
 Rodriguez Ortega P.R.O.: P1822
 Rodriguez Quilantan F.J.: P1799
 Rodriguez Serrano A.I.: P2249
 Rodriguez Sotelo L.: P563
 Rodriguez-Bailon I.: P1129
 Rodriguez-Chaverri A.: P1222
 Rodriguez-Leal C.: 1400
 Roebesaat J.I.: P1848
 Roelant E.: P1945
 Roerth R.: I527
 Roerth R.A.: 756
 Roger A.: P2113
 Rogers D.: P272, P954
 Rogers J.G.: P1750
 Rogers P.: P366
 Rogovskaya Y.: P1744, P513, P2146
 Rogozhina Y.: P1063
 Roh J.H.: P1087, P2124
 Rohm I.: P2273
 Roibal-Pravio J.: P1000
 Roibu C.D.: P1866
 Roig E.: I530, P1046, P1720
 Roig Minguell E.: P1048, P1171, P349
 Roithinger F.X.: P1277
 Rojas L.Z.: P1186
 Rolim N.: P623, P626
 Rolim N.P.L.: P1242
 Rolong B.: P312, P987
 Roman Ivorra J.: P1966
 Romano S.: P304
 Romanova N.: P2196
 Romanova V.: P1194
 Romero A.: P285
 Romero G.: P1964
 Rommel K.: P626
 Roncalli J.: P1788, P1850
 Roncalli R.J.: P593
 Roncon-Albuquerque R.:
 Ronsivalle G.: P439
 Rontogianni D.: I397
 Roos-Hesselink J.W.: P367
 Roque C.: P1835, P1843, P322, P450
 Roque D.: 2066, 888, P365, P920
 Roque M.: P1781
 Rosado R.: P1309
 Rosa-Longobardo F.: 1400, 93
 Rosano G.: P997
 Rosano G.M.C.: P510
 Rosario Cruz I.: P1863
 Rosas Cervantes G.: P1172
 Roscani M.G.: P564
 Rosello-Lleti E.: P1316, P1317, P1913, P2027, P2298, P641
 Rosen S.D.: P1227

Rosenberg M.: P468
 Rosenbusch L.: P626
 Rosenkranz S.: 2088
 Rosenqvist M.: 1388
 Rosenschein U.: P1606, P1872
 Rosier L.: P933
 Rosillo Rodriguez S.: P1943, P1888, P563
 Rossano J.: P1698
 Rossi A.: 33, P1096
 Rossi D.: 44
 Rossi D.A.A.: P564
 Rossi F.: P2295, P997
 Rossi Pratt M.: P1621
 Rossi S.: P2238
 Rossignol P.: 1537, 884, 887, P1275, P2276
 Rossing K.: P1101, P1870
 Rosso J.R.: 2082
 Rostron K.A.: P1321, P2019
 Rotaru A.: P2306, P631
 Rotaru V.: P2306, P622, P631
 Roth V.: P1305
 Roubert B.: 820
 Roubille C.: P1609
 Roubille F.: P1254, P1303, P1609, P1706, P1854, P1930, P319, P332, P940, P994
 Rouet P.: P2013
 Rouffiac S.: 821
 Roul G.: P1254, P332, P940
 Roul G.R.: P1651
 Rouleau J.: 1527
 Roura S.: P380, P619, P645
 Rousse N.: P1887
 Rousseau M.: P1170
 Roussel J.C.: P1120, P1688
 Roussel R.: 1528
 Rouvier P.: 1588
 Rouviere P.: P1854
 Roy C.: P1278
 Rozentryt P.: P1724, P1806, P1807, P1907
 Rozikova M.: P935
 Rozzi G.: P2238
 Rroji M.: P2149, P587
 Rrugia A.: P1073
 Ruano C.T.: P1621
 Rubinchik V.: P1250
 Rubinchik V.E.: P1042
 Rubinetto C.: P632
 Rubinshtein R.: 704
 Rubio Paton R.: P258
 Rubio-Gracia J.: 878

Rubis P.: P1883, P1919, P2266, P519, P628
 Rucinskas K.: 2083
 Ruckerl D.: 33
 Rucker-Martin C.: P632
 Rudyk I.S.: P2016
 Rudzik R.: P2251
 Rueda Soriano J.: P1966
 Ruggaber F.: P2140
 Ruggio A.: P956
 Ruile P.: P1210
 Ruivo C.: P1230, P1772, P1787, P249, P383, P392, P393, P394, P396, P581
 Ruiz Canela P.: P2131
 Ruiz G.: P1248
 Ruiz Mateas F.: P1172
 Ruiz Quero R.: P979
 Ruiz S.: 1530
 Ruiz-Salas A.: P1128, P1811, P1856, P2174, P2208
 Rujinski S.: P1069
 Rumiz Gonzalez E.: P2111
 Runikhina N.K.: P1741
 Runov A.: P1072
 Ruocco G.: 880, P1841, P240, P243, P932
 Ruppert M.: 1395, 815, P1301, P642
 Ruschitzka F.: P1665, P1879, P222, P913
 Russell S.D.: P1148, P2241
 Russell-Hallinan A.: P1310, P613
 Russo A.: P1733
 Russo G.: P2217
 Russo M.A.R.: P1076
 Russo R.: P451
 Rustamova Y.: P1677
 Rustemaj J.: P2132
 Ruta S.: P1974
 Rutschow S.: P1125
 Rutten F.: P583
 Rutten F.H.: P1198, P1662, P975
 Ruzov V.: P268
 Ryabov V.: P1213, P513
 Ryabov V.V.: P2146, P1744
 Ryabova T.: P1213
 Ryabova T.R.: P2146
 Ryan F.: P2175
 Ryan G.: P1700
 Rychkov A.Y.: P1838
 Rychlak R.: P1017
 Rydzyk R.: P1804
 Ryliskyte L.: P599
 Ryndina N.: P1091, P429
 Rysz J.: 1522

Ryu K.H.: P1119, P2001
 Rywik T.: P1724, P1969
 Ryzhkov A.: P1072
 Ryzkov A.V.: P1958

S

S Abuarida A.: P1972
 Sa C.: P1025, P2247, P302
 Sa L.A.B.: P561
 Saad M.: P381
 Saatashvili G.: P1286
 Sabatier R.: 1535
 Sabbah H.N.: 37, P2009
 Sabia R.: P968
 Sabouni A.: P1165
 Sabrina Martinez S.M.: P2038, P2040
 Sachetti A.: 2073, 2074, P1646, P1653, P941
 Sadaba R.: P1917
 Sadeghzadeh V.: P983
 Sadeh B.: P2224, P407
 Sadik Z.G.: P1225, P1696, P977
 Sadiq M.A.: P1830
 Sadoshima J.: 35, P2021
 Sadoul N.: P2198, P253
 Sadoune M.: 884, P2213, P2214, P648
 Sadowski T.: P2028
 Saeed M.: P591
 Saenz C.: P543
 Safarova A.F.: P1602, P484, P489
 Safronenko V.A.: P1710
 Safstrom E.: P1224
 Sagbas M.: P275
 Sagita R.S.: P2150
 Sahakyan L.: P1027, P295
 Sahakyan L.G.: P1169, P1169
 Saheb S.: 1588
 Sahin D.Y.: P501
 Sahin T.: P1714
 Sahrnavard M.S.: P311
 Saini R.: P1237
 Saito S.: P1643, P1655
 Saito Y.: P327
 Saitoh M.: P639
 Saitta A.: P1247
 Sakai H.: P1757
 Sakata Y.: P1894, P523
 Sakellaris N.: P1813
 Saker S.: P292
 Sakhrani-Gobind R.: P400
 Sakowicz A.: 1522
 Sakuma T.: P985
 Sakurai R.: P1947

- Sala V.: P2288
 Salacata A.: P1193
 Salah K.: 877, P1195
 Salamanca-Bautista P.: I387
 Salaua E.: P1834
 Saldarriaga C.J.: P1794, P2235, P312, P336, P946, P987
 Saldiva P.H.N.: P1314
 Salekin D.: P1885
 Salemi V.M.C.: P1311
 Salerno G.: P1901
 Salerno T.: P439
 Salgado Solorio C.: P578
 Salgado-Somoza A.: P2010, P2033
 Salih M.: P627
 Salinger-Martinovic S.: P1163, P482
 Salmela B.: P905
 Salmeron-Martinez F.M.: P1183
 Salvado D.: P1329
 Salvador Morell S.M.: 886
 Salvaggio F.: P1746
 Salvatori M.: P1733
 Salvi N.: P1756
 Salvioni E.: I595
 Salyamova L.: P1946
 Salzmann J.: I401
 Samaan A.: P2255
 Samaras A.: P1053, P1925
 Samardzic J.: P1751, P566, P598
 Sambin L.: P2041
 Samotaev N.N.: P1915
 Samset E.: P1837, P449
 Samuel J.-L.: P1319, P2290, P648
 Samura T.: P1716
 Samy W.: P1135
 San Antonio R.: P1747, P459
 San Jose Eneriz G.: 43
 San Martin Gomez M.A.: P1949, P556
 San Martin Prado A.: P1809
 Sanchez B.: P1309
 Sanchez Gonzalez A.: P1692
 Sanchez Lazaro I.: P1966, P466, P579, P1957
 Sanchez Mas J.: P1212, P1914
 Sanchez P.: P459
 Sanchez Paula Y.: P1229
 Sanchez R.: P300
 Sanchez Santillan R.: P1098
 Sanchez Sauce B.: P1986
 Sanchez Serna J.: P1212, P1914, P2249
 Sanchez-Brotons J.A.: P1115, P1824
 Sanchez-Enrique C.: I530, P1720
 Sanchez-Lacuesta E.: P1913
 Sanchez-Margallo F.M.: P1309, P634, P645, P647
 Sanchez-Martinez S.: P1981
 Sanchez-Perez M.C.: 36, P1304, P1307
 Sanchez-Recalde A.: P1088
 Sanchez-Santillan R.: P1014, P1173, P1182, P1938, P2002, P2151, P306, P551, P552
 Sanchez-Santillan R.N.: P1097, P1939, P1940, P1960
 Sanchez-Somonte P.: I594, P1747
 Sanchis Fores J.: P926
 Sanchis J.: P1116, P1628, P1963, P2134, P2207, P927
 Sancho Garcia R.: P1229
 Sanchorawala V.: P1784
 Sandek A.: P1104, P1703, P1814
 Sanders-Van Wijk S.: P288
 Sandra Harlton S.C.: P1613
 Sandri M.: P2288
 Sangenis L.H.C.: 94
 Sanlialp M.: P942
 Sanmiguel Cervera D.: P2111
 Sanna N.: P1771
 Sans-Rosello J.: P225
 Santa Maria H.: P1964
 Santarelli S.: P1640
 Santas E.: P1116, P2134, P2207, P927
 Santas Olmeda E.: P1628, P1963, P925, P926
 Santer D.: I399
 Santesmases J.: 890, P1033, P1719, P1823, P2277
 Santiago E.: P459
 Santini F.: P1899
 Santini L.: P2295
 Santos A.: P2114, P910
 Santos A.R.: P1013, P2114, P217, P2211, P408, P421, P910
 Santos C.: 2066, 888, P365, P920
 Santos C.X.S.: 34
 Santos C.T.: P1873
 Santos E.R.: P1219
 Santos Jimenez C.: P386
 Santos L.: P249
 Santos L.F.: P234, P988
 Santos L.J.: P1664
 Santos M.: P2242, P565
 Santos M.F.: I74, P2294
 Santos Mateo J.J.: P1212, P1914, P2249
 Santos R.: P1629, P1760, P1772, P1787, P1827, P2122, P2123, P2199, P2200, P2225, P315, P383, P396
 Santos R.P.: P1786, P392, P393, P394
 Santos R.R.: P2188, P2189
 Santos W.: P1291, P1650
 Sanz Sanchez J.: P579
 Sanchez-Julve M.: I587, I589
 Sapojnic N.: P1866
 Sarafidis P.: P525
 Saraiva F.: P249
 Saraiva R.M.: 94
 Saralidze T.: P2133
 Sareyyupoglu B.P.: P1151
 Sargut T.A.: I596
 Sari I.: P567
 Sarno A.O.R.: P2116
 Sasmaz H.: P1869
 Sassi Y.: 36
 Sasso L.: 695
 Sassone B.: P2248
 Satchithananda D.K.: 2068
 Sato M.: P1894
 Sato N.: P1757, P1987, P2105, P914, P914
 Satue J.A.: P1809
 Satue-Bartolome J.A.: I387
 Saulnier P.J.: I528
 Saura Espin D.: P1171
 Saura M.: I400
 Saushkin V.: P2264
 Sauter M.: P1783
 Saval M.: P1254, P1618, P332, P940
 Savarese G.: I378, I379, I384, I388, P510
 Savenkova G.: P1840
 Savic L.: P1999, P313, P498
 Savitska Y.U.: P2268
 Savur U.: P1131
 Sawada S.: P973
 Sawicka E.: P1736, P337
 Sax B.: P1260
 Sayagues Moreira L.: P1864
 Sayar N.: P567
 Sayour A.A.: I395, 815
 Sazonova Y.: P1250, P1042
 Scacchi S.: P2238
 Scafa Udriste A.: P585, 702
 Scagnetto A.: 889
 Scala L.: P414
 Scalone A.: P1771
 Scandura S.: P439
 Scazzone C.: P1204
 Scazzuso F.: P1753
 Scelsi L.: I526
 Schaefer A.: 2069, P1146

- Schaefers H.-J.: P636
 Schaffer S.A.: P1147
 Schalh-Ponce De Leon J.: P1182
 Schefold J.C.: P1814
 Schellberg D.: P1168
 Schenk D.B.: P1784
 Scherbakov N.: P1814
 Schiff E.: P1200
 Schintu B.: P1771
 Schlattmann P.: P387, P401
 Schlienger R.: I525, P284
 Schmederer Z.: P1242
 Schmid J.: P282
 Schmidt A.: P2021
 Schmidt H.: 89
 Schmidt M.: 759
 Schmidt T.: P1848
 Schmidt T.S.: 2083
 Schmitt J.D.: P1848
 Schmitz C.S.: 2083
 Schneider B.: P357, P403, P404
 Schoebel C.H.: P1104
 Schoeller R.: P357, P404
 Schoenbauer R.: P1277
 Schoenrath F.: I596
 Schordan E.: P1209, P1210
 Schordan S.: P1209, P1210
 Schou M.: I523, P1870
 Schroen B.L.M.: P1685, P2176
 Schrutka L.: P1178
 Schuler G.: P626
 Schultheiss H.-P.: P1081, P1779
 Schulz B.: P2034
 Schulze P.C.: P1104, P2273, P387, P401
 Schulze V.: P378
 Schumacher B.: P457
 Schwab J.: P357, P404
 Schwartzmann P.: P339
 Schwarz S.: P1978
 Schwende H.: P1699
 Schwing G.: P591
 Schwoerer M.: P1897, P508
 Sciarretta S.: P2288
 Sciatti E.: P239, P921
 Sciomer S.: I531
 Scott A.: P1077
 Scridon A.: P1106, P1215
 Scultheiss H.P.: P270
 Seabra D.: P1054, P1090, P1760, P2166, P2199, P2200
 Searle J.: P2140, P907
 Searles G.: P221
 Secco L.: P1635, P409
 Sechtem U.: P357, P404
 Secoli G.: P1766
 Sedej S.: P2021
 Sedivy P.: P2164
 Sedlackova L.: P526, P640
 Sedlar N.: P1226, P553
 Sedov V.P.: 52, P308, P391
 Seferi S.: P2149
 Seferovic P.: P1231, P1947, P2156, P261, P558, P962
 Segafredo B.: P930
 Segarra C.: P543
 Segersvard H.: P2279
 Segiet A.: P2236
 Segovia Alonso P.: P386
 Segovia P.: P543
 Segovia-Cubero J.: I587, I589, I598
 Seguin T.: 2070
 Segura J.: 93
 Segura J.V.: 703
 Seidman C.E.: P368
 Seidman J.G.: P368
 Seijo M.: P1621
 Seiti J.: P1874, P587
 Seixo F.: P1025, P2247, P309
 Seki T.: P2018
 Sekma S.A.: P1604, P1605, P231
 Selejan S.: P2187
 Selejan S.R.: P1079
 Selton-Suty C.: P1275
 Selvi M.: P363
 Semanche L.: P312, P987
 Semerdzieva N.: P1666, P2190, P2191
 Semernin E.N.: P2202, P370
 Semigran M.: P1158
 Sen J.: P998
 Sen N.A.: P340
 Senage T.: P1688
 Senges J.: P291
 Senni M.: P1702
 Seo W.-W.: P1082
 Seoane Blanco A.: P1638
 Seoane-Quiroga L.: P1144
 Seong I.W.: P265
 Seong S.W.: P265
 Sequeira T.: P518
 Seravalle G.: P2239
 Serban R.C.: P1106, P1215
 Seredenina E.M.: P1924
 Serfaty J.M.S.: 2081
 Sergeeva T.Y.U.: P437
 Sergio Garcia-Blas S.G.B.: 886
 Serio Simone S.S.: P2023
 Serna Diez I.: P1692
 Seronde M.F.: 884, P1603, P912
 Serova M.V.: P308
 Serra E.: P1610
 Sessa M.: P997
 Setiani R.: P346
 Setzu A.: P1771
 Seung K.B.: P2282
 Severino P.: I531
 Sevruk T.V.: P1762
 Seyed Hosseini M.: P1712
 Shackleton S.: P1332
 Shaddy R.: P1698
 Shadrin A.A.: P1934
 Shah A.M.: 34
 Shah J.S.: P296
 Shah P.: P1037, P1905, P592
 Shah S.: P468
 Shah S.J.: P1285
 Shaikh S.R.: 813
 Shakar'iants G.A.: P330
 Shakaryants G.A.: P1912, P389
 Shalaev S.: P411
 Shalimova A.: P1821
 Shaltaeva Y.U.R.: P1915
 Shamsiyev S.H.: P935
 Shanahan C.M.: P1332
 Shao Y.: P390
 Shaposhnikova Y.: P1711
 Sharashidze N.: P1286
 Sharashkina N.V.: P1741
 Sharif D.: P1606, P1872
 Sharif Y.: P1606, P1872
 Sharif-Rasslan A.: P1606, P1872
 Sharka I.: P2132
 Sharma A.: 876
 Sharma R.K.: P1227
 Sharp T.E.: P1300
 Shatova O.: I593
 Shavarov A.: P1050, P2172, P2195, P359
 Shavarov A.A.: P1020
 Shavaroova E.: P1154, P1694, P1929, P2118
 Shave R.: P1955
 Shaw R.: 754
 Shchedrina A.Y.: P1777
 Shchedrina A.Y.U.: P1741
 Shchekochihin D.: P1039, P318, P260
 Shchendrygina A.A.: P1912, P330
 Shcherbakova N.: P1774
 Shehu E.: P1006
 Sheikhandalibi M.R.: P311
 Shelkovnikova T.A.: P1744

- Shen L.: P121
 Shenoy A.: P1727
 Shereidah A.: P1288
 Sherez J.: P2224
 Shergill S.: P1084, P384
 Shestak A.G.: P402, P609
 Shestakova L.: P1145
 Shestakova M.V.: P1180
 Shevchenko E.: P620
 Shevchenko I.V.: P1020, P1602
 Shevelev A.A.: P271, P279
 Shi V.: P1699
 Shiels L.: P1310, P613
 Shiga T.: P1136, P369
 Shigihara S.: P914, P914
 Shiina Y.: P353
 Shikh N.V.: P1267
 Shiki Y.: P2194
 Shilova A.: P260
 Shilova A.S.: P318
 Shim J.L.: P2152
 Shim W.: P625
 Shim W.J.: P1272
 Shimizu S Zhang W.: P1880
 Shimizu Sw Park W.: 49, P1177, P2244
 Shimizu W.: P1987, P914, P914
 Shimokawa H.: P1894
 Shimoni S.: P397
 Shin E.C.: P1119, P2001
 Shin J.Y.: P904
 Shin K.J.: P1272
 Shin M.-J.: P562
 Shin M.S.: P1272, P2152, P298
 Shinzato T.: P1951
 Shiojima I.: P985
 Shioukhi F.: P1218
 Shipulin V.M.: P1904, I390
 Shiroto T.: P1894
 Shiu L.A.: 696
 Shkurovich S.: P1859
 Shlyakhto E.V.: P1687, P2202, P305, P474
 Shmaliy V.: P1038
 Shoab A.: 2076
 Shochat A.: I540
 Shoda M.: P1136
 Shorikov E.: P1093
 Shorikova D.: P1093
 Shotan A.: I534, 2064, P367
 Shote A.: 2076
 Shoucri R.M.: P1271
 Shturman A.: P264
 Shugushev Z.: P1290
- Shulzhenko L.: P982
 Siasos G.: P528
 Sicard P.: P1303
 Siciliano A.: P1742
 Sickler-Cruz T.: P339
 Sideris A.: P1243
 Sidorenko B.: P982
 Sieniewicz B.: P1199
 Sievert H.S.: 2083
 Sieweke J.T.: P1146, P438, 2069
 Signoriello E.: P1829
 Sikirica V.: P1237
 Siles Rubio J.R.: P1172
 Siliste R.: P1974
 Sillje H.: P1306
 Sillje H.H.: 814, P1299, P2317
 Silva A.F.: I74
 Silva A.F.: P2294
 Silva A.S.: P1742
 Silva Cardoso J.: P1065, P1765, P1767, P1770, P376
 Silva Cardoso J.C.: P495
 Silva F.M.F.: 51
 Silva G.L.: P1827, P315
 Silva G.M.S.: 94
 Silva J.: P1799
 Silva M.G.: P1742
 Silva M.L.: 51
 Silva N.: P1256, P1258
 Silva N.R.S.: P2116, P2125
 Silva P.: P1054, P1090, P2166
 Silva S.: 2070
 Silva-Cardoso J.: P1624, P530
 Silva-Neto L.B.: P1846
 Silveira I.: P1835, P1843, P322, P450
 Silvera A.: P2135, P228
 Silverio R.: P234, P988
 Silvia Crasto S.C.: P2023
 Sim D.: P1149, P989
 Sim D.: P1035
 Simic D.: P1892
 Simic D.V.: P594, P608
 Simic T.: P608
 Simionescu K.: P1023
 Simionescu M.: P1323
 Simoes J.: 2074, P1255, P1259, P1646, P1653, P941
 Simoes M.V.: P339
 Simoes O.: P1863, P1956, P1962
 Simoes S.A.: P1126, P1935, P607
 Simon M.L.: P532
 Simone L.: P2147, P2182, P992
 Simonelli F.: P1901
- Simonenko M.: P1250
 Simonenko M.A.: P1042
 Simon-Garcia M.A.: P1183
 Simonova K.: P474
 Simonovic D.: P1636
 Simovicova V.: P256, P574
 Simsek E.: 2085
 Sinagra G.: 819, 889, P1068, P1766
 Sinan U.Y.: P1232, P1234
 Sinan Y.: P569
 Sinescu C.: 1518, 702, P1689, P223
 Singh J.: P1134
 Singh P.: P1736
 Singh R.B.: P1697
 Singh S.: P1955
 Singhatanadgige S.: P1121, P2243
 Singh-Gupta V.: P2009
 Sinitsyn V.: P1774
 Sinitsyn V.E.: 52
 Ionis A.: P1046, P1624, P225, P939
 Sir J.J.: P251
 Siracusano A.: P621
 Siranec M.: P560
 Sisakian H.: P1027, P1164, P295
 Sisakyan H.: P967
 Sisakyan H.S.: P1169
 Siswanto B.A.: P990
 Siswanto B.B.: P1031, P2150, P346
 Siswanto Cm Yu B.B.: 49
 Sitefane F.: P213
 Sitges M.: P1747
 Sitnikova M.: P1250
 Sitnikova M.Y.: P1032, P1734, P1954, P305, P474
 Sitnikova M.Y.U.: P1042, P1241, P1687
 Sitruck G.: P521
 Sivathanan C.: P1149
 Sivitskaya L.N.: P377, P379
 Swamogsatham S.: P351
 Siwolowski P.: 885, P2145
 Sjostrom K.: P1847
 Skalsky I.S.: 2083
 Skaroupkova P.: P637
 Skawronska J.: P337
 Skinner J.: P1942
 Skoric B.: P1751, P566, P598
 Skvortsov A.: P1009, P1735
 Skvortsov A.A.: P1018, P1777, P316
 Sladojevic M.: P1997
 Slagman A.: P2140, P907
 Slama M.S.: P1058
 Slavcev A.: P461
 Simani A.: P1278

- Sliwa K.: P2278, P520
 Slotwiner D.: P454
 Slyvovskaja I.: P599
 Smaali S.: P2262
 Smajic E.: P2206
 Smalenski A.: P1145
 Smalling R.: P1631, P1825
 Smeets K.: 88
 Smialek S.: P1883
 Smih F.: P2013
 Smirnov A.V.: P629
 Smirnov D.: P618
 Smiseth O.: P1837, P449
 Smith A.: I601, P454
 Smith G.: P1077
 Smith R.: P366
 Snipelisky D.: P606
 Soares De Sa C.S.: P309
 Soares F.: P249
 Soares M.B.P.: P2188, P2189
 Soares-Dos-Reis R.: P2297
 Sobkowicz B.: P571
 Sobrino-Marquez J.M.: P1909
 Sochanowicz B.: P2316
 Soerarro R.: P1031, P346
 Soerarro R.: P990
 Soerarro R.S.: P2150
 Soesanto A.M.: I75
 Sohn I.S.: P2173
 Sohn J.H.: P1087, P2124
 Sokolski M.: 885, P1907, P2145
 Sola G.: 690, P455
 Soldatova A.M.: P1187, P1236, P1838, P446
 Sole E.: P1048, P349
 Solecki K.: P1609, P1706, P319
 Sole-Gonzalez E.: I530, P1046, P1720
 Soler Botija C.: P619
 Soler-Botija C.: P380, P645
 Soler-Botija C.S.B.: P2029
 Soletormos G.: I523
 Soliman M.: P1696, P220
 Solla-Buceta M.: P1144
 Solodenkova K.S.: P2284
 Solomakhina N.I.: P1039
 Solomenchuk T.M.: P991
 Solomon N.: P1750
 Solomon S.D.: I381, I527, 879
 Solonovych A.: P1029
 Soloveva A.: P1100, P1802, P413, P415
 Solovoyva O.: P1130
 Soltan A.: P1047
 Soltani M.H.: P1712
 Soltani S.: P1609
 Somsen G.A.: 817
 Son J.W.: P1315, P314
 Son M.K.: P2017
 Sondergaard L.: P468
 Song S.H.: P2293
 Soon J.L.: P1149
 Sorbets E.: P1897, P508, P531
 Soria Gomez T.: P1229
 Sorokina M.A.: P442
 Sorrentino G.: P2004, P2006
 Sorriente D.: P1294
 Sosa Liprandi A.: P242
 Sosa Liprandi M.I.: P242
 Sosdean R.: P1157
 Soseliya N.: P1694
 Sosner P.: I528
 Sossalla S.: P1334
 Sotiropoulos K.: I592
 Soto C.I.: 95, P1191
 Soto Ruiz R.M.: P1738, P258
 Soulat G.: P1274
 Sousa A.: P1065, P1765, P1767, P1770, P376, P495
 Sousa A.S.: P1800
 Sousa A.S.: 94
 Sousa M.J.: P1835, P450
 Sousa R.: P1760, P2199, P2200
 Sousa T.: P2219
 Sousa-Casasnovas I.: I598
 Sousa-Nunes F.: I74
 Souza B.S.: P2188, P2189
 Souza C.S.: P1935
 Souza V.R.S.: P2116, P2125
 Souza-Neto J.D.: P339
 Soya E.: P1992
 Soya O.V.: P2157
 Spadafora E.: I595
 Spahia N.: P2149
 Sparagna G.C.: I520
 Speranza M.O.S.: P981
 Spiewak M.: P2203
 Spinar J.: P1105, P2105, P480, P939
 Spinarova L.: P1080, P480
 Spinarova M.: P480
 Spinetti P.P.M.: P1800
 Sprecher D.: P1237
 Springer J.: P1796, P639
 Sprockel J.: P1630
 Squara P.: 2077, P1985
 Squire I.: P974
 Srdanovic I.: P424
 Sreedhara G.: P1727
 Srimahachota S.: P1657
 Sritangsinikul S.: P351
 Sritara P.: P427
 Stafford N.: I520
 Stahlberg M.: P1156
 Staine T.: P2239
 Stalhammar J.: I382, I383, I519, I525, P283, P284, P286
 Stahlberg M.: P278
 Stamate S.C.: P252
 Stamenov G.: P399
 Stancak B.: P1132
 Stancheva N.: P230
 Stanciu G.: P589
 Stankovic A.S.: P2159
 Stankovic G.: P498
 Stankovic-Stojanovic K.: P1941
 Stanojevic D.: P1163, P482
 Stanula B.: P1729
 Stapleton J.: P1225, P1696, P977
 Staraci S.S.: P549
 Starchenko T.: P1217
 Stark K.: 815
 Starostina E.: P492
 Stasaitis K.: P1207, P1975, P254, P334
 Staufer F.: 51
 Stauffer B.: I520
 Stauffer B.L.: 813
 Steendam R.: P634, P647
 Stefan M.: P476
 Stefanadis C.: P528
 Stefanovic B.: P2167, P918
 Stefanovic E.: P2156
 Stefanovic M.: P1261, P1997, P424
 Steffens D.: P1125
 Steffensen F.H.: I377
 Steichen O.: P1845
 Stein J.: I596, P403
 Stellato K.: 690, P455
 Stepanova O.: P1298
 Stepanova O.V.: P2012
 Stepanova R.: P1105
 Stepanovic J.: P1276
 Steponieniene R.: 701
 Stepura A.A.: P1996
 Stevanovic A.: P1262
 Stevenson L.W.: P2154, P432
 Stevovic S.: P1947
 Stewart G.: P432
 Stewart G.C.: P2154
 Stienen S.: 877, P1195
 Stierle D.S.: P1667
 Stoerk S.: 700, P1715

Stoia M.A.: P1743, P479
 Stoian M.: I518, 702, P585
 Stoickov V.: P1953
 Stojanovic S.: P1636, P1953
 Stojanovich L.: P594
 Stojšic S.: P1261, P1997
 Stojšic-Milosavljevic A.: P1261, P1997, P424
 Stolfo D.: 819, 889, P1068, P1766
 Stolarov A.: 705
 Stone C.S.: P1684
 Storch S.: P1872
 Stork S.: 701, P1936, P233
 Stoychev D.: P1884
 Straburzynska-Migaj E.: P1249, P1965, P2148
 Stratakis C.: 811
 Strazhesko I.: P1898, P1900, P492
 Strazhesko I.D.: P1180
 Streckfuss-Boemeke K.: 41
 Streefkerk H.: P1699
 Streng K.W.: P1108
 Stromberg A.: 691, P1224, P1226, P456, P533, P534, P553
 Strong C.: P1123
 Strong C.M.F.: P1950
 Struck J.: 878, P1640
 Stryuk R.A.I.S.A.: P1871
 Stukalova O.V.: P1066
 Stulik J.: P372
 Stulik S.: P371
 Stull D.: P964
 Sturov N.: P1290
 Su J.B.: P2041
 Su Y.: 35
 Subbotin A.: P2169
 Subirana I.: P1719
 Subotic I.: P2167, P918
 Subtil F.: P521
 Sucharov C.C.: I520
 Suda S.: P1647, P250
 Sudano-Noll I.: P1665
 Sudo R.T.: P2040
 Sugden P.H.: P2019, P638
 Suhr O.B.: 89
 Sujayeva V.A.: P2254
 Sukhodolo I.V.: I390
 Sukhodolo I.V.: P1904
 Sukhupanyarak T.: P427
 Sukmanova I.: P1201
 Sukmanova I.A.: P1201
 Sulimov V.A.: 52, P1078
 Sullivan E.M.: 813

Sultan A.: P945
 Sumay G.: P1635, P409
 Sumin A.N.: P437, P577
 Sun B.J.: P265
 Sunbul M.: P567
 Sunder V.: P929
 Suojaranta-Ylinen R.: P905
 Surovtceva M.: P1092
 Suryani L.: P1031
 Suryani L.D.: P2150
 Sus I.: P1106, P1215, P2251
 Suthahar N.: 697, 90
 Suttirut P.: P1657
 Suty-Selton C.: P253
 Suvakov S.: P608
 Suyunova G.: P935
 Suzuki A.: P1136, P327, P369
 Suzuki T.: P369
 Suzuki Y.: P2130
 Svanidze T.: P2133
 Svendsen J.H.: I377
 Svet A.: P260
 Svezia B.: P2314
 Svirko Y.: P1904
 Svirko Y.S.: I390
 Svobodova I.: P1080
 Swedberg K.: I527, P970
 Sweeney R.: P1132
 Sweetser M.: 89
 Swennen Q.: P2280
 Sychev D.A.: P1267
 Sychov A.: P1735
 Syrkin A.L.: P1915
 Syrkin A.L.: P1167, P308
 Syvolap V.D.: P1979
 Szabo B.: P1007
 Szabo G.: I395, P1301
 Szabo M.: P1007, P1931
 Szabolcs Z.: I395
 Szapary L.: P1062
 Sze S.: I529
 Szostek A.: P1897, P508
 Zsot W.: P1883, P2266
 Szpakowicz A.: P1736
 Szpakowicz M.: P337
 Szukits S.: P1062
 Szumowski P.: P571
 Szydelko U.: P1804

T

T Bowen S.: P626
 Taamallah K.: P1188
 Taamallah K.: P499

Tabebi N.: P1973
 Taboada Gomez J.: P1024, P1692
 Taborsky L.: P526
 Tacu L.: P2306, P622, P631
 Tada T.: 2078, P1138
 Tadeu Lima T.L.M.: P1325, P2038
 Tadic S.: P1261, P1997, P424
 Taeger T.: P1168, P291, P899
 Tagaeva D.R.: P269
 Taghavi S.: P2179
 Tahar M.: P266
 Tahirovic E.: P1163, P1661, P1663, P2185, P482, P949
 Takagi A.: P250
 Takagi K.: P1987, P914
 Takahashi J.: P1894
 Takeda K.: P327
 Takeishi Y.: P2107
 Talavera J.: P2296
 Talavera M.L.: P263
 Talavera M.L.: P1753
 Taleb Bendiab N.: P1075
 Tallon E.: P588, P590, P595
 Tam S.J.: P2315
 Tamargo M.: P224
 Tamas J.: 815
 Tamasescu G.: I518, 702, P585
 Tamborini G.: P436
 Tamburello A.: P936
 Tamburino C.: I389, P439
 Tamisier R.: 97
 Tamulenaite E.: P334
 Tan E.S.J.: P2244
 Tan M.H.: P1021
 Tan S.L.: P1701
 Tan T.E.: P1149
 Tanaka F.: P1895
 Tanaka J.: P327
 Tanaka S.: P2194
 Tanana O.S.: P1201
 Tang A.: I385
 Tang W.: 2087, 755, P2280
 Tang W.H.: 2080, P1133, P1707
 Tang Y.Q.: P1324
 Tanno K.: P1895
 Tannous C.: I73
 Tannu S.: P643
 Tanter M.: P1274, P213
 Tantrachoti P.: P351
 Tanwar S.O.N.A.L.: P340
 Tarancon Z.B.: P1949, P556
 Taranova Z.V.: P1039
 Tarantini L.: P2217

Tarantino L.: P451
 Tarasov A.A.: P896
 Tarasova K.: P1993
 Taravari H.: P1006
 Tarazon E.: P1316, P1317, P1913, P2027, P2298, P641
 Tardif J.-C.: 879
 Tardio C.: P550
 Targher G.: P414
 Tarlovskaya E.: P967
 Tarlovskaya E.I.: P2283
 Tartiere J.M.: P976
 Tarvasmaki T.: P1624, P2279, P939
 Tarzia V.: P1152, P1851, P469, P943
 Tasaka H.: P1138
 Taseveska G.: P1868
 Tasevska G.: P1890
 Tata C.: P408
 Tatu-Chitoiu G.: P2170, P937
 Tauron M.: P1046, P1048, P349
 Tautu O.F.: I518, P585, 702
 Tavano R.: I392
 Tavares-Silva M.: P1240, P1877, P1944, P555, P557
 Tavazzi L.: I386, I526, P1096, P1671, P238, P246, P970
 Tavora F.: P2188
 Tay W.T.: I384, 49, P1177, P1805, P1880, P2244
 Tayal U.: P1768
 Tayeh O.: P1135
 Taylor J.: P420
 Tbileli V.: P1070, P1074
 Tbishat L.: P1225
 Tchaikovsky M.E.: P1924
 Tchitchek N.: P1331
 Teall T.: P901
 Tebache D.R.: P364
 Tebloev K.: P1679
 Teclebrhan M.B.: P1091, P429
 Tedford R.J.: P1148, P2241
 Tee S.L.: P2215
 Teerlink J.R.: I381
 Teiger E.: P1331
 Teis A.: P582
 Teixeira A.L.: P1776
 Teixeira F.M.T.: 51
 Teixeira P.: P1124, P440, P443
 Teixeira R.: 2065, P1644, P214, P483, P600, P603, P908
 Tektova A.: P1871
 Teles L.: P1772, P396
 Teles R.C.: P952

Telleria Arrieta M.: P1024, P262
 Temizhan A.: P1869, P293
 Templin C.: 41
 Temporelli P.L.: P1096
 Ten Berg M.J.: P1118
 Ten Freyhaus H.: 2088
 Teng T.-H.K.: P1880, I384, 49, P1177, P1805, P2244
 Tentolouris A.: P1819
 Tentolouris N.: P1819
 Teo L.: P1149
 Teo L.Y.: P989
 Teoh C.K.: P989
 Ter Maaten J.M.: 878, I386
 Tercero-Martinez A.: P1183
 Terentyev A.: P1297
 Terentyev V.P.: P1710
 Terentyeva N.: P1297
 Tereschenko S.: P1009
 Tereschenko S.N.: P1777
 Tereshchenko S.: P1735
 Tereshchenko S.N.: P1018, P2196, P316
 Terlizze P.: P1110, P1112, P1113
 Teruin P.: P1688
 Terzic D.: P1857
 Tessier P.: P966
 Testa M.: P2265
 Testani J.M.: I537
 Teterina M.: P1602
 Thackray S.: 2076
 Thakkinstant D.R.: P2274
 Thakur P.: P1132
 Thangam M.: P1631, P1825
 Thebaut O.: P2127
 Theodosios-Georgilas A.: P502
 Thiele H.: I538
 Thiene G.: I392
 Thitivaraporn P.: P1121, P2243
 Thomas C.: P2140
 Thomas P.: P1021
 Thomas Z.: 35
 Thompson D.C.: P470
 Thomson A.: 33
 Thonneller C.: P281, P963
 Thuille C.: I401
 Thum T.: P2032, P2304
 Thune J.J.: I377, P494
 Thuny F.: P1795, P344
 Tigen K.: P567
 Tijssen J.G.: 877
 Tikanova P.: P618
 Tikkanen I.: P2279
 Timbalari A.: P1866

Timmermans P.: P1086
 Timmers L.: P2015
 Timpone S.: P976
 Tinti M.D.: P2217
 Tirapu L.: P1747
 Tisheva S.: P230
 Tishkova V.M.: P1032, P474
 Titarenko N.V.: P517
 Titova I.E.: P474
 Tkach N.: P2155
 Tkachev G.A.: P1018, P316
 Tkacheva O.N.: P1180, P1741, P2014
 Tkaczyszyn M.: P1803, P1804, P1807
 Tobing D.P.L.: P1611, P2137
 Todic B.: P594
 Todurov B.M.: P1265
 Toepel W.: P357, P404
 Tognoni G.: I386
 Tohyama S.: P2018
 Toirova D.: P935
 Toischer K.: P1334
 Tokodi M.: P1260, P642
 Tokuda Y.: P1102
 Tokudome T.: P2303
 Tola G.F.: P1771
 Tolone S.: P2217
 Tolppanen H.: P1624, P225
 Tolppanen H.E.V.: P939
 Toma Y.: P1951
 Tomas L.: P1753
 Tomaschitz A.: P282
 Tomashevich K.A.: P2291
 Tomasoni D.: P239
 Tomasic A.: 810
 Tomescu M.: P2005
 Tonchev P.: P230
 Tongers J.: P1146
 Tongers J.T.: 2069
 Tonry C.: P1916
 Toor I.S.: 33
 Topilsky Y.: P2224, P407
 Tor J.: 890
 Torcal Laguna J.: P1229
 Torndblom M.: I382, I383, I519, I525, P283, P284, P286
 Toro R.: I400, 93
 Toro S.: P2140
 Torok M.: 815, P642
 Torp-Pedersen C.: 756, P997
 Torrado M.: P1329
 Torrealo J.A.: P2189
 Torregrosa Puerta S.: P466
 Torres Calvo F.: P1172

Torres J.: P543
 Torres L.: P1168
 Torres M.: P1313, P241
 Torres Montiel S T.M.S.: P1098
 Torres S.: P1835, P1843, P322, P450
 Torres-Montiel S.: P1014, P1182, P1938, P1939, P1940, P2151, P306
 Torres-Montiel S.C.: P1097, P1173, P1960, P2002, P551, P552
 Torromeo C.: P1885
 Torvorapanit P.: P898
 Toser Z.: P1260
 Tosti Guerra C.: P1839, P1841
 Toth A.: 31
 Toth K.: P1062
 Toth L.: P1062
 Toto F.: P1152, P1851, P469
 Toucas C.: P933
 Toumaniantz G.: P2308
 Tounsi T.N.: P231
 Tountas C.: P502
 Tousoulis D.: P1010, P1691, P2171, P528, P980
 Toxqui E.: P1799
 Tozzetti C.: P2142, P216, P232
 Tozzi P.: 1600
 Trabelsi-Bchir I.: P1605, P231
 Trafford A.: P1295, P630
 Tralhao A.T.: P2138
 Tramarin R.: P550
 Trammel S.: 173
 Trani C.: P956
 Trankle C.: 1533
 Trapaidze D.: P1286
 Trapani G.: P1216, P1247
 Travers B.: P2183, P458
 Traversi E.: 44
 Travieso A.: P491
 Travieso Gonzalez A.: P2212
 Traxler-Weidenauer D.: P1911
 Trbusic M.: P219
 Trebacz O.: P347
 Trenk D.: P1210
 Trepma M.: P1835, P1843, P322, P450
 Trevisan L.: P344
 Triantafyllou K.: P1813
 Tribouilloy C.: P1254, P332, P940
 Tricot O.: 882
 Trifanova M.: P1130
 Trifunovic D.: P1857, P498
 Triggiani V.: P1110, P1112, P1113
 Triki F.: P1820
 Trimarco B.: P1103

Trindade T.M.: P2116, P2125
 Trippel T.: P1034, P1978
 Trippel T.D.: P597, P1703
 Trippel T.D.T.: P1984
 Trochet P.: P2013
 Trochu J.N.: P1120, P1254, P1618, P1688, P332
 Trochu J.N.T.: 2081, P2127
 Trochu R.: P940
 Trofenciuc M.: P1617, P2005
 Trogisch F.A.: P2024
 Troitskaya E.: P430
 Trojahn M.: P1228
 Tromp J.: 49, 814, P1177, P1805
 Trouillet J.L.: 759
 Troupes C.D.: P1300
 Trout G.: P312, P987
 Trouvain A.: P636
 Troya M.I.: 816, P1033, P582
 Troyanova T.: P444, P473
 Trukhanova M.: P2204
 Trukshina M.: P1130, P474
 Trukshina M.A.: P1687
 Tsalamandris S.: P528
 Tsao A.: P1077
 Tschoepe C.: P1703, P387
 Tschope C.: P1081
 Tseluyko V.: P1164, P967
 Tsiamis E.: P1010, P1691, P2171, P980
 Tsinamdzgvrishvili B.: P1286
 Tsioufis K.: P1927
 Tsipis A.: P2309
 Tsogbadrakh O.: P1035
 Tsokolaeva Z.: P620
 Tsoukara P.: P1053, P1925
 Tsoy I.A.: P1064, P1668, P1730, P2312, P267, P374
 Tsuboko Y.: P327
 Tsui S.: P1852
 Tsuji K.: P1894
 Tsukamoto Y.: P523
 Tuana B.S.: P627
 Tubach F.: P1683
 Tucanova Z.: P467
 Tudorica C.: P1283
 Tuite K.: P903
 Tumanan-Mendoza B.A.: 696
 Tumasyan L.R.: P1704
 Tunicliff P.: 1601
 Tura A.: 818
 Tura B.: P1742
 Turcato E.: P414
 Turco E.: P632

Turdikulova M.: P935
 Turkieh A.: P614
 Turner S.: P964
 Tutuianu C.: P1157
 Twomey F.: P354
 Txakartegi Ibarloza M.L.: P1692
 Tyah A.V.: P2014
 Tyminska A.: 881, P1708
 Tytova G.: P1091, P429
 Tzatzaki E.: P525
 Tzifa A.: P1927
 Tzikas A.: P1053, P1925

U

Uchmanowicz I.: P418
 Uddin J.: P1861
 Udovychenko M.M.: P2016
 Ueyama T.: P985
 Uhm J.S.: P1844, P447
 Ulzisaikhan G.: P1035
 Um Y.W.: P1315
 Umar F.: 2068
 Unal G.: P1933
 Underwood S.R.: P511
 Unger-Graeber B.: P1745
 Ural D.: P1714, P1817, P293, P422
 Ural E.: P1714
 Uranga Hernandez G.: P1692
 Urban E.: 815
 Urbanek K.: P2286, P2295
 Urbinati A.: P1905
 Uribe Heredia N.G.: P1949, P556
 Urina S.V.: P474
 Urraca Espejel C.: P1183
 Urzal J.: 2066, 888, P365, P920
 Usmonov O.: P935
 Usmonova M.: P935
 Ussov W.Y.: P1744
 Uszko-Lencer N.: P273

V

Vaca Valverde I.: P1746
 Vachulova A.: P1879
 Vadasz Z.: P1200
 Vagany D.: P1007, P1931
 Vahanian A.: 1389
 Vaikhanskaya T.G.: P377, P379, P382
 Vakilian Aghouee D.R.: P311
 Vakrou S.: 1397
 Valbusa F.: P414
 Valdes M.: P1782
 Vale N.: P1123, P1950, P2114, P910, P952

- Vale N.V.: P2138
 Valent F.: P1926, P548
 Valente S.: P246
 Valentin J.: P1305
 Valentincic M.: P324
 Valentova M.: P1104, P1814
 Valeria Nascimento Cunha V.N.C.: P2038
 Valero A.: P380
 Valero E.: P1628, P1963, P2134, P927
 Valero Picher E.: P925
 Valero-Masa M.J.: P1645
 Valeron-Hernandez-Abad D.: P400
 Valiculova F.Y.: P1089, P1632, P1637
 Valiente J.: P543
 Valika A.V.: P1723
 Valikhov M.P.: P2012
 Valk M.J.M.: P1662
 Valle Alberca A.: P1172
 Valleggi A.: P1717
 Vallejo N.: P582
 Van Aelst L.N.L.: P1603, P2105, P912
 Van Aelst L.N.L.C.: 884, P2213, P2214
 Van Bilsen M.: P1685, P2176
 Van Craenenbroeck E.: P1945
 Van Cutsem E.: P1086
 Van De Kolk C.W.A.: P1299
 Van De Sluis B.: 814
 Van De Weg S.M.: P2015
 Van Der Gucht A.: P1789, 2082
 Van Der Harst P.: 814, P580
 Van Der Heyden J.: 1389, P468
 Van Der Horst I.C.C.: P580
 Van Der Linden V.: P385
 Van Der Meer P.: 814, 92, P1108, P1306, P1805
 Van Der Pol A.: 814
 Van Der Velde A.R.: P1306
 Van Der Wal M.H.: P1221
 Van Deursen J.M.: 814
 Van Doorn S.: P1198
 Van Eck - Smit B.L.F.: 817
 Van Empel V.: P273
 Van Empel V.P.M.: P1685, P2176
 Van Gilst W.H.: P1299
 Van Hagen I.M.: P367
 Van Herendael H.: P1133
 Van Melle J.P.: 91
 Van Rooij E.: P2030
 Van Solinge W.W.: P1118
 Van Soom T.: P1945
 Van Tassell B.: 1533
 Van Veldhuisen D.J.: 814
- Van Veldhuisen D.J.: 820, 878, 91, P1108
 Van Veldhuisen D.J.: P580
 Vancraeynest D.: P1278
 Vandecasteele G.: 811, P2020, P632
 Vander M.A.: P474
 Vanegas J.: P312, P987
 Vankimmenade R.R.J.: P532
 Vanoli E.: P2239
 Vanoverschelde J.-L.: P1278
 Varela Roman A.: P1139, P1634, P1638, P1648, P1709, P1709, P452, P453, P487, P917, P241, P928
 Varin A.: 811, P632
 Varionchik N.V.: 52
 Varnous S.: 1588, P1045, P1150, P955
 Varvarousis D.: P1813
 Vasan R.S.: P524
 Vasatova M.: P1920, P372
 Vasconcelos H.: P1860
 Vasconcelos J.F.: P2188
 Vasdeki D.: P1053, P1925
 Vasilets L.M.: P1934
 Vasilets V.: P1074
 Vasiliadis K.: P1927
 Vasiliiu D.: P1283
 Vasilyeva I.N.: P2284
 Vasques Novoa F.: P633
 Vasques-Novoa F.: P2297
 Vasquez Y.A.: P2235
 Vassaki M.: P502
 Vathesatogkit P.: P427
 Vathy-Fogarassy A.: P1798
 Vatrano M.: P1247
 Vausort M.: P2010, P2033, P2279
 Vavlukis M.: P1006
 Vavuranakis M.: P528
 Vaysberg A.R.: P1089, P1632, P1637
 Vazquez Garcia R.: P928
 Vazquez S.: P1747
 Vazquez-Rodriguez J.M.: P1000, P1043, P477
 Vecchio N.: P1753
 Vedin O.: 1384
 Vedter E.L.: P1306
 Veiga F.: P1629, P2122, P2123
 Veksler V.: P2301, P2301
 Velasco-Garcia C.: P1144
 Velasquez-Rodriguez J.: P1645
 Velazquez Velazquez C.: P2233
 Velez Granda A.M.: P946
 Velez Salas A.: P563
 Velho G.: 1528
 Veliz S.: P224
- Vella C.S.: P1899
 Velmakin S.: P430
 Velmakin V.S.V.: P431
 Veloso H.H.: 94
 Venkateswaran R.: P1295, P630
 Ventosa A.V.: P138
 Ventura M.: P2242
 Ventura-Clapier R.: P2301, P2301
 Venturi F.: P238
 Venugopal K.: P546
 Verardo R.V.: P1076
 Verberne H.J.: 817
 Verbrugge F.H.: 2080, 88, 880, P1133, P1707
 Verchere A.: P1609
 Verde A.: P1231, P261, P962
 Verdeja Vendrell V.V.L.: P1098
 Verdeja-Vendrell L.: P1097, P1182, P1938, P1939, P1940, P1960, P2151, P306, P551, P552, P1173, P2002, P1014
 Verdiani V.: 877, P2106
 Verdonshot J.: P957
 Verdu-Rotellar J.M.: P350
 Vergaro G.: 1521, P1717, P276
 Vergeylen U.: 53
 Verhaert D.: P1707
 Verheyen N.: P282
 Verhoye J.-P.: P1855
 Verikas D.: P254
 Veronesi H.: P1742
 Verschure D.O.: 817
 Vershinina E.: P1094
 Versteeg D.: P2030
 Vescovo G.: 1392
 Veseli A.: P1874
 Vest M.: P1748
 Vestri A.: 1531
 Vetrovsky T.: P560
 Viana A.L.: P1219, P1923
 Viana Llamas M.: P1949
 Vianna M.: P385
 Vicent L.: P1645, P224, P287
 Vicente Guillen R.: P466
 Victor Daru V.D.: P1246
 Victor G.: P1790, P388
 Victor Manuel Becerra Munoz V.B.M.: P352
 Vidal C.: 1588
 Vidal Perez R.C.: P1864
 Vidan M.T.: P224
 Vida-Simiti L.A.: P1743, P479
 Videbaek L.: 1377
 Vieira A.P.: P1843

Vieira M.: P1772, P396
 Vieira M.J.: P1787, P383, P392, P600, P603, P908
 Vieira P.V.: P322
 Vignati C.: I595, P1812, P436, P559
 Vijayan M.: P1021
 Vijayaraghavan G.: P259
 Vijiac A.: I518
 Vila J.: I530, P1719, P1720
 Vila M.: P225
 Vila P.: P1176
 Vilacosta I.: 703, P1986, P2212, P491
 Vilar Herrero J.V.: P2111
 Villacorta H.: P339
 Villaescusa A.: P1116, P2207
 Villamizar M.C.: P1186
 Villani A.: P1899
 Villani G.Q.: P1231, P261, P962
 Villanueva M.P.: P1116, P2207
 Villar Ruez A.: P2197, P294
 Villarreal R.: P242
 Villemain O.: P1274, P213
 Villevalde S.: P1100, P1107, P1263, P1270, P1694, P1802, P1818, P1929, P1971, P2204, P410, P413, P415, P428, P430, P610, P915, P922, P993
 Villevalde S.V.: P1266
 Villines D.V.: P1723
 Villuendas R.: P1134
 Vincent J.M.: P2276
 Vincentelli A.: I591, P1887
 Vinck J.: P632
 Vinereanu D.: P1936, P2170
 Vinikovas A.: P1975
 Vinogradova N.G.: P1089, P1632, P2169
 Vintila A.: P1283, P1936
 Vintila A.M.: P1974
 Vintila M.M.: P1828, P2231, P425
 Vintila V.: P1283, P1936
 Virgen L.R.: P300
 Vishnevskaya I.R.: P2008, P516
 Vishnevsky V.: P343
 Vishram-Nielsen J.K.: P1101
 Viskov R.: P1871
 Vitale C.: P2184
 Vivas Balcones D.: P2212
 Vivas D.: P491
 Vizintin Cuderman T.: P324
 Vizir V.A.: P280
 Vizzardì E.: P239
 Vlahos A.: P1927
 Vodovar N.: P2313
 Voevoda M.I.: P1015

Vogiatzi G.: P528
 Vogt P.: I592, P348
 Voiculescu D.: P1689
 Volkova S.U.: P2291
 Vollert J.O.: P907
 Voloshyn M.A.: P280
 Voloshyna I.: P280
 Volpe M.: P1901
 Volterrani M.: P1196
 Volz S.: P226
 Von Bardeleben R.S.: I389
 Von Haehling S.: P1034, P1104, P1724, P1814, P639
 Von Hafe Leite P.: P506
 Von Hafe P.: P1185, P1886, P398
 Von Hunolstein J.J.V.H.: P1651
 Von Lewinski D.: P282
 Von Linthout S.: P1703
 Von Maltzahn R.: P1237
 Von Roeder M.: P626
 Vondrakova D.: P526
 Vonsky M.: P1072
 Voon V.: P354
 Voors A.A.: 814, P1306
 Voors A.P.: I386
 Voors A.A.: I391, 878, 91, P1108
 Vorobev A.M.: P268
 Vorobyeva M.: P428, P610
 Voronina T.: P1769
 Voronkov L.: P1029, P1030, P1164, P2155, P2210, P967
 Voronova A.D.: P2012
 Voska L.: P461
 Vrancic M.: P478
 Vrbska J.: P1778
 Vrints C.: P1945
 Vukcevic V.: P498
 Vyalkina Y.: P411
 Vyshnevskaya I.R.: P517

W

Wachter R.: 700, P1702, P1715, P1978, P597
 Wachter R.W.: P1984
 Waddington Cruz M.: 89
 Wagdy K.: P2255
 Wage R.: P1077
 Wagenaar K.P.: P975
 Wagner D.R.: P2033, P644
 Wagner J.: P1661, P1663, P2185, P949
 Wagoner L.: P229
 Waintraub X.W.: P549
 Wakula P.: 42

Waldreus N.: P1221
 Walker K.: P1248
 Waller J.: P470
 Walling J.: P1784
 Wallner M.: P1300
 Walsh M.: P2175
 Walsh T.: P2034
 Walshe M.: 2067, P1612, P1681, P911
 Walther T.: P270
 Walton C.E.: P229
 Walton E.K.: P229
 Wan S.-H.: P1176, P1312
 Wang C.Y.: P646
 Wang H.: P1281, P1902
 Wang Y.-C.: 699
 Wang Y.O.N.G.: P270
 Wang Y.-S.: P355
 Wang Y.W.: P2299
 Wanner C.: P490
 Ware J.S.: P1077
 Warembourg A.: P966
 Wariar R.: P1132
 Warin K.W.: 2081
 Wasniewski S.: P258
 Wassall R.: P1077, P1768
 Wassertheurer S.: P1001
 Waszkiewicz E.: P1736
 Watanabe M.W.: P924
 Watkins A.: P1295, P630
 Watkins H.: P1330
 Watson C.: 40, P1310, P1660, P1916, P2183, P2270, P588, P590, P595, P613
 Watson C.J.: P545
 Weatherford E.T.: P2026
 Webb J.: P1197, P1199, P901
 Weber P.: P1150
 Weber T.: P1001
 Wedegaertner S.M.: P2187
 Wegrzynowska K.: P1806
 Wegrzynowska-Teodorczyk K.: P1803, P1804
 Weiner M.: P929
 Weinstein J.M.: I534, I540, 2064
 Weisrock F.: P1661, P1663, P2185, P949
 Weiss B.M.: P1784
 Welstand J.: P2131
 Wen M.S.: 45
 Wensel R.: P1085
 Wenzelburger F.W.G.: P457
 Werk-Wenzel C.: P2140
 Werner S.: P1242
 Wernly B.: P2273
 Wessel N.I.E.L.S.: P270

West J.: 34
 Westenbrink B.D.: P1299
 Westphal J.G.: P387, P401
 Wheeler M.T.: P464
 Whiskey E.: P1084, P384
 White D.: P354
 White M.K.: P1937
 Whitman G.: P2241
 Whitman G.J.: P1148
 Whittingham A.: P972
 Widder J.D.: P438
 Widyantoro B.: 175, P1611, P2137
 Wiemer J.C.: P907
 Wiens O.W.: 1398
 Wikstrom G.: 1382, 1383, 1519, 1525, P283, P284, P286
 Wilhelm K.: 1601
 Willemssen D.: P1848
 Williams A.: P2131
 Willner N.A.: P1200
 Wimmerova S.: P574
 Winkler J.: 30
 Winkler R.: P291
 Wintzell V.: P283, P284, P286
 Wirkowska A.: P1071
 Wisloff U.: P1242, P623, P626
 Wisniewska-Smalek S.: P1919, P2266, P519, P628
 Witham M.D.: P2153
 Witkowski M.: P1736
 Wlekkik M.: P418
 Wobbe B.: 1536
 Woerle H.J.: P490
 Wojcik P.: P1804
 Wojdyla D.: P1750
 Wolff G.: P378
 Wolfson M.R.: P1300
 Wolsk E.: 879, P1285
 Wolters S.: P378
 Wong A.: 2071
 Wong E.: P354
 Wong M.: P1713
 Wong P.: P625, P643
 Woo J.: P1823
 Worner Diz F.: P928
 Wu J.: P1300, P545
 Wu J.C.: 30
 Wu K.P.: 45
 Wu M.: 45
 Wu T.W.: P646
 Wu V.C.: 45
 Wuliya M.: P1061
 Wurm R.: P1178

Wuyts K.: P1945
 Wypasek E.: P1919, P519, P628

X

Xavier S.S.: P1800
 Xavier S.S.: 94
 Xaydarov I.: P935
 Xu J.: P2009
 Xuereb R.G.: P1672
 Xuereb S.: P1672
 Xuming Sun X.S.: P1325

Y

Yagdi T.: 2085
 Yagdi T.Y.: P463
 Yakimenko E.: P1070
 Yakovlev A.S.: P1042
 Yakovleva M.V.: P391
 Yakubovskaya E.E.: P1167, P308
 Yakushiji T.: P1643, P1655
 Yamaguchi O.: P523
 Yamamoto M.: P1655
 Yamamoto M.H.: P1643
 Yamamoto Y.: P985
 Yamashina A.Y.: P924
 Yamashita K.: P1643, P1655
 Yamin M.: P1726
 Yamwong S.: P427
 Yan J Tromp L.M.: P1880
 Yancy C.: 876
 Yang D.H.: P1087, P1865, P2124
 Yang H.: P1320
 Yang J.F.: P1281, P1902
 Yang L.: 39
 Yang S.L.: P1701
 Yang X.: P1823
 Yap C.J.: P1021
 Yap J.: P1177, P2244
 Yap J.J.L.: P1880
 Yarchenkova L.L.: P1989
 Yarmuhamedova G.: P951
 Yarosh V.: P1036
 Yaroslavskaya E.I.: P1257, P576
 Yatsu S.: P1647, P250
 Yaylali Y.T.: P1245
 Yazici O.: P1245
 Yeghiazaryan L.H.: P1066
 Yeh Y.K.: 45
 Yen C.H.: P1701
 Yena L.: P1036
 Yerly P.O.: 1592, P348
 Yilmaz A.: P2273
 Yilmaz F.: 1599, 1599

Yilmaz M.B.: P1673, P1695, P293
 Yingchoncharoen T.: P427
 Yiu Y.: P1199
 Yokoi M.: P985
 Yokota M.: P1937
 Yonan N.: P1295, P630
 Yoo B.S.: P1315, P1865, P236, P314, P923
 Yoon C.H.: 2072, 96
 Yoon J.H.: P1315, P2261, P314
 Yoon Y.W.: P2261
 Yoshihisa A.: P2107
 Yoshio T.: P985
 Yoshioka K.: P985
 Yoshitani T.: P1102
 Yotov Y.Y.: P1680
 Youn H.J.: P2120
 Youn J.C.: P1119, P2001
 Youn Y.J.: P1315
 Yu S Park C.M.: P1805
 Yuasa S.: P2018
 Yudina O.: P1145
 Yulbarisov A.: P1862
 Yurchenko A.V.: P1687
 Yushko K.: P1217
 Yusupova A.O.: P1912, P330

Z

Zabala-Arguelles J.I.: P1059
 Zabek A.: P2266
 Zacchigna S.: P1324
 Zacharias M.: P1151
 Zachos P.: P502
 Zafirovska P.: P1273
 Zafrir B.: 704
 Zaglia T.: P2288
 Zago W.: P2315
 Zahidova K.: P984
 Zahn R.: P291
 Zahr N.: P1045
 Zaidel E.J.: P1625, P242
 Zainal Abidin I.: P1830
 Zairi I.: P1775
 Zaitsev V.: P1072
 Zakarkaite D.: P1268, P1891
 Zakharava E.Y.: P1762
 Zakharenco A.A.: P370
 Zaki A.R.: P1815
 Zakirov N.U.: P2192
 Zakliczynski M.: P572
 Zaklyazminskaya E.: P1057, P1063
 Zaklyazminskaya E.V.: P402, P609, P391
 Zaliaduonyte-Peksiene D.: P1639, P1891

- Zalik A.: P397
 Zamora E.: I530, 693, 816, PI033,
 PI719, PI823, P2277, P582
 Zamora J.: PI056
 Zamorano J.L.: I400
 Zampachova V.: PI080
 Zampini L.: P2181
 Zamroni D.: P2137
 Zamroni D.A.: PI611
 Zamyatkin O.: PI079
 Zanier L.: PI926, P548
 Zanini M.: 695
 Zannad F.: I537, 884, 887, PI108, PI275,
 P2276, P253, P957
 Zapata-Sudo G.: PI325
 Zapatero Gaviira A.: PI809
 Zaragoza C.: I400
 Zarskii M.I.: P370
 Zargouni H.: PI792
 Zarka S.: PI274
 Zaroui A.: PI792
 Zarragoikoetxea Jauregui I.: P466
 Zarvalias V.: PI243
 Zauner F.: 2069, PI146, P438
 Zavadovskij K.: PI840
 Zavadovsky K.: P2264
 Zawadzki R.: P285
 Zbierska K.: P347
 Zbierska-Rubinkiewicz K.: PI017
 Zdravkovic M.: P594
 Zecchin M.: PI134
 Zeiher A.M.: PI143
 Zeimaite R.: PI207, PI975, P334
 Zeitoun D.M.Z.: PI058
 Zektser V.Y.U.: PI912
 Zelenak C.: P2185
 Zelenika D.: PI928
 Zeller M.: P933
 Zembala M.: P572
 Zencir C.: P363
 Zeraushek F.: P2181
 Zeroual N.: PI854
 Zeymer U.: I538, P968
 Zhan Z.: 39
 Zhang C. Narasimhan S.: PI805
 Zhang J. Yap S.: 49
 Zhang J.: PI905
 Zhang K.: P2009
 Zhang L.: P2010, P2033, P635, P644
 Zhang M.: 34
 Zhang Q.P.: PI332
 Zhang X.: P2034
 Zhang Y.: PI132, P2299
 Zhang Y.I.: PI995
 Zhang Y.Z.: P635
 Zhani Z.W.: PI604, P2143
 Zhao F.L.: PI049
 Zhao X.: 876
 Zhao Y.: PI631, PI825
 Zharikova A.: PI774
 Zharikova E.: PI263, PI971
 Zheleznykh E.A.: PI912, P330
 Zhelyakov E.: P361
 Zheng S.: PI976
 Zhirkova M.: P2169
 Zhirov I.V.: P2196
 Zhou B.: PI332
 Zhou C.: PI332
 Zhou S.: PI660, PI690, P2183, P2269,
 P2270, P588, P590, P595
 Zhou W.: PI699
 Zhou X.: P355
 Zielinski T.: PI969
 Zilberman L.: P397
 Zile M.: I527
 Zile M.R.: 49
 Zimmer K.: P2304
 Zina Z.Z.: P231
 Zinman B.: P490
 Zippel-Schultz B.: P457
 Zitny B.: P2221
 Ziubryte G.: PI639, PI891, P2216
 Zivkovic M.Z.: P2159
 Ziyadeh N.: 89
 Zlabinger K.: 30
 Zmudka K.: P347
 Zoccarato A.: 34
 Zoccoli G.: PI640
 Zochowska D.: PI071
 Zoghi M.: PI232, PI234, P293
 Zoghi M.Z.: P463
 Zoll J.: 173
 Zonder J.A.: PI784
 Zotova O.: P473
 Zotter-Tufaro C.: 757, PI277, PI280
 Zubarev E.I.: P474
 Zubiri J.: P409
 Zubkova E.: P620
 Zuithoff N.P.: PI662
 Zukowska K.: PI969
 Zuniga Infantas M.T.: PI746
 Zurlo G.: P2301, P2301
 Zwinderman A.: PI108
 Zykov K.A.: PI066, PI777
 Zymliński R.: 885, PI907, P2145
 Zyw L.: I521, PI717, P276



ESC CONGRESS

BARCELONA 2017

26 – 30 August

Where the world of
cardiology comes together

Get more of the latest in Heart Failure

Increase your professional horizons with
the full spectrum of cardiovascular science

Save by registering before 31 May

Discover the Scientific Programme

www.escardio.org/ESC2017

Late Breaking Science submission: 21 May

For more information visit the ESC Stand B20



Organised by the Heart Failure Association of the ESC

HEART FAILURE | 2018

including the World Congress on Acute Heart Failure

26-29 MAY

VIENNA

Heart Failure: classical repertoire,
modern instruments



HEART FAILURE
ASSOCIATION
OF THE ESC

EUROPEAN
SOCIETY OF
CARDIOLOGY®

www.escardio.org/heartfailure

ACTIVATE THE HEART* ACTIVATE LIFE^{1,2}



ENTRESTO® keeps your symptomatic HFrEF patients living longer and out of the hospital³

- **20% reduced risk** of CV death or first HF hospitalisation vs enalapril ($P < 0.0001$; $ARR = 4.7\%$)^{3†}

ENTRESTO® helps improve Quality of Life⁴

- **Significant improvements in Quality of Life** vs enalapril, as measured by reduced deterioration of heart failure symptoms and physical limitations ($P = 0.001$)^{4‡}

When you see symptoms,
IT'S TIME FOR ENTRESTO³



Entresto®
sacubitril/valsartan

Join us and discover the world of a HFrEF patient.

Please see Summary of Product Characteristics at Booth B30.

▼ This medicinal product is subject to additional monitoring. Healthcare professionals are asked to report any suspected adverse reactions.

ARR=absolute risk reduction; CV=cardiovascular; HF=heart failure; HFrEF=heart failure with reduced ejection fraction.

*The complementary cardiovascular benefits of ENTRESTO in patients with HFrEF are attributed to the enhancement of peptides that are degraded by neprilysin, such as natriuretic peptides (NP), by sacubitril and the simultaneous inhibition of the deleterious effects of angiotensin II by valsartan.

[†] Primary end point.

[‡] Secondary end point that measured the change from baseline to 8 months in the clinical summary score on the Kansas City Cardiomyopathy Questionnaire (KCCQ).

References: 1. Fala L. Entresto (sacubitril/valsartan): First-in-class angiotensin receptor neprilysin inhibitor FDA approved for patients with heart failure. *Am Health Drug Benefits*. 2015;8(6):330-334. 2. Volpe M, Carnovali M, Mastromarino V. The natriuretic peptides system in the pathophysiology of heart failure: from molecular basis to treatment. *Clin Sci*. 2016;130(2):57-77. 3. ENTRESTO Summary of Product Characteristics. European Medicines Agency, 2016. <http://www.ema.europa.eu>. 4. McMurray JJ, Packer M, Desai AS, et al. Angiotensin-neprilysin inhibition versus enalapril in heart failure. *N Engl J Med*. 2014;371(11):993-1004.