

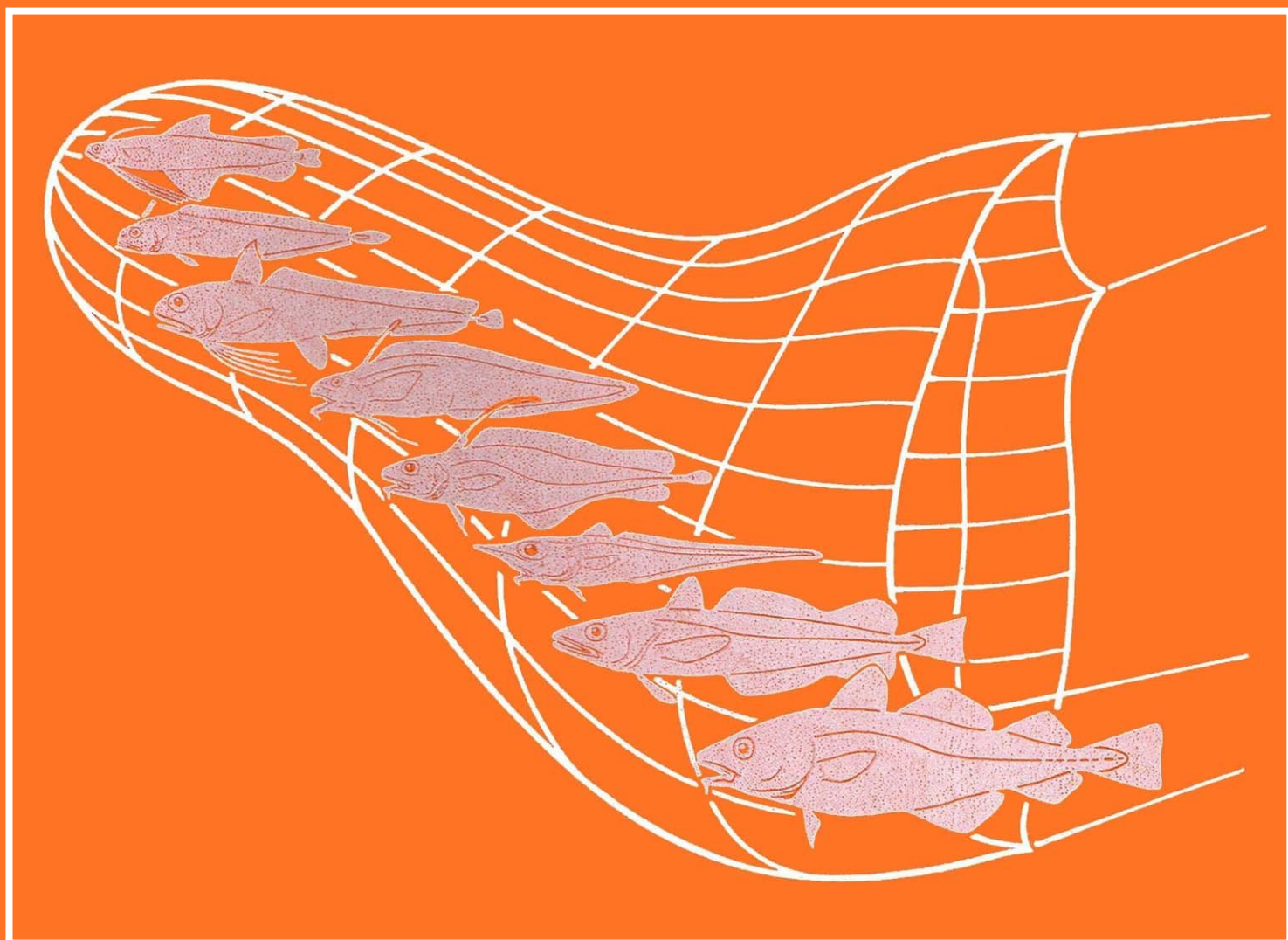


FAO SPECIES CATALOGUE

VOL. 10. GADIFORM FISHES OF THE WORLD

(Order GADIFORMES)

AN ANNOTATED AND ILLUSTRATED CATALOGUE
OF CODS, HAKES, GRENADIERS AND OTHER
GADIFORM FISHES KNOWN TO DATE



FAO SPECIES CATALOGUE

VOL.10 GADIFORM FISHES OF THE WORLD

(Order Gadiformes)

An Annotated and Illustrated Catalogue of Cods, Hakes,
Grenadiers and other Gadiform Fishes Known to Date

prepared by

Daniel M. Cohen

Natural History Museum of Los Angeles County
Los Angeles, California, USA
(Taxonomy of Bregmacerotidae, Euclichthyidae, Gadidae,
Melanonidae, Moridae, Muraenolepididae)

Tadashi Inada

Tohoku National Fisheries Research Institute
Hachinohe Branch, Same, Hachinohe 031, Japan
(Merlucciidae)

Tomio Iwamoto

California Academy of Sciences
San Francisco, California, USA
(Taxonomy of Macrouridae)

Nadia Scialabba

Fishery Resources and Environment Division
FAO, Rome
(Compilation of information on habitat and fisheries)

The designations employed and the presentation of material in this publication do not imply the expression of any opinion whatsoever on the part of the Food and Agriculture Organization of the United Nations concerning the legal status of any country, territory, city or area or of its authorities, or concerning the delimitation of its frontiers or boundaries.

M-40
ISBN 92-5-102890-7

All rights reserved. No part of this publication may be reproduced, stored in a retrieval system, or transmitted in any form or by any means, electronic, mechanical, photocopying or otherwise, without the prior permission of the copyright owner. Applications for such permission, with a statement of the purpose and extent of the reproduction, should be addressed to the Director, Publications Division, Food and Agriculture Organization of the United Nations, Via delle Terme di Caracalla, 00100 Rome, Italy.

© FAO Rome 1990

PREPARATION OF THIS DOCUMENT

Since the Gadiformes include some of the world's most important commercial fish species, plans for the present catalogue were conceived many years ago. However, because of the confused state of the higher systematics of this complex and highly polymorphic group of fishes, the large number of poorly known species in some gadiform families, and the wealth of information on habitat and fisheries available on others, the original draft manuscript prepared in 1985 had to be substantially revised several times. Even in its present stage it does not reflect the latest findings in both the fields of taxonomy and fisheries. Nevertheless, it represents an up-to-date inventory of the species considered to be of present or potential interest to fisheries and is expected to become an important reference source for fishery workers throughout the world.

The 3 ichthyologists who have prepared the basic manuscript of the catalogue are internationally recognized experts in their respective fields and have been collaborating with the FAO Species Identification and Data Programme for many years.

Technical Editors: W. Fischer, W. Schneider and L. Garibaldi, Fisheries Resources and Environment Division, FAO

Illustrators: P. Lastrico, D. de Merich and M. D'Antoni, FAO, Rome

Page composition: G. Sciarappa-Demuro, FAO, Rome

Cohen, D.M.; Inada.T.; Iwamoto, T.; Scialabba, N.

FAO species catalogue. Vol. 10. Gadiform fishes of the world (Order Gadiformes). An annotated and illustrated catalogue of cods, hakes, grenadiers and other gadiform fishes known to date.

FAO Fisheries Synopsis. No. 125, Vol. 10. Rome, FAO. 1990. 442 p.

ABSTRACT

This is the tenth issue in the FAO series of worldwide annotated and illustrated catalogues (synopses) of major groups of organisms that enter marine fisheries. It includes all gadiform fishes (order GADIFORMES - cods, hakes, grenadiers, moras, moray cods, pelagic cods, codlets and eucla cods), comprising 8 families, 59 genera and more than 180 species, which contribute more than a quarter of the world's marine fish catch. Keys are given to the families, subfamilies and genera, with a glossary of technical terms and measurements, and a review of major literature sources within each FAO fishing area. Genera and species are diagnosed, with drawings, scientific and vernacular names, information on habitat, biology, fisheries and distribution (with map); reference is also made to subspecies and to any taxonomic or other problems. The occurrence of the species within the FAO fishing areas is tabulated. All scientific names still applied to gadiform species are given in the synonymies, and these as well as the vernacular names are indexed; there is also a complete bibliography of all literature cited.

Distribution

Authors
FAO Fisheries Officers
Regional Fisheries Councils
and Commissions
Selector SC

TABLE OF CONTENTS

	Page
1. INTRODUCTION	1
1.1 General Remarks on Gadiforme	1
1.2 Information on Fisheries	4
1.3 Plan of the Systematic Catalogue	6
1.4 Problems with Identification.....	7
1.5 Illustrated Glossary of Technical Terms and Measurements	9
2. SYSTEMATIC CATALOGUE OF SPECIES	13
2.1 Key to Families	13
	Code
2.2 FAMILY BREGMACEROTIDAE	BREG 16
Genus <i>Bregmaceros</i>	BREG Breg 16
Tentative list of species	16
<i>Bregmaceros</i> sp.	BREG Breg 1 17
2.3 FAMILY EUCLICHTHYIDAE	EUCL 18
2.4 FAMILY GADIDAE	GADI 18
Key to genera	20
Genus <i>Arctogadus</i>	GADI Arc 25
Key to species	25
<i>Arctogadus borisovi</i>	GADI Arc 1 25
<i>Arctogadus glacialis</i>	GADI Arc 2 26
Genus <i>Boreogadus</i>	GADI Bor 27
<i>Boreogadus saida</i>	GADI Bor 1 27
Genus <i>Brosme</i>	GADI Bro 29
<i>Brosme brosme</i>	GADI Bro 1 29
Genus <i>Ciliata</i>	GADI Cil 31
Key to species	31
<i>Ciliata mustela</i>	GADI Cil 1 32
<i>Ciliata septentrionalis</i>	GADI Cil 2 33
Genus <i>Eleginus</i>	GADI Ele 33
Key to species	34
<i>Eleginus gracilis</i>	GADI Ele 1 34
<i>Eleginus navaga</i>	GADI Ele 2 36
Genus <i>Enchelyopus</i>	GADI En 38
<i>Enchelyopus cimbrius</i>	GADI En 1 38
Genus <i>Gadiculus</i>	GADI Gadi 39
<i>Gadiculus argenteus</i>	GADI Gadi 1 39

Genus Gadus	GADI Gadu	41
Key to species		41
Gadus macrocephalus	GADI Gadu1.....	42
Gadus morhua	GADI Gadu 2	44
Gadus ogac	GADI Gadu 3	47
Genus Gaidropsarus	GADI Gaidr	48
Tentative list of species		49
Gaidropsarus biscayensis	GADI Gaidr 3.....	49
Gaidropsarus macrophthalmus	GADI Gaidr 4	50
Gaidropsarus mediterraneus	GADI Gaidr 1	50
Gaidropsarus vulgaris	GADI Gaidr 2	51
Genus Lota	GADI Lota	52
Lota lota	GADI Lota 1	53
Genus Melanogrammus	GADI Mela	54
Melanogrammus aeglefinus	GADI Mela 1	54
Genus Merlangius	GADI Merla	55
Merlangius merlangus	GADI Merla 1	56
Genus Microgadus	GADI Micro	57
Key to species		57
Microgadus proximus	GADI Micro 1.....	58
Microgadus tomcod	GADI Micro 2	58
Genus Micromesistius	GADI Microm	60
Key to species		60
Micromesistius australis	GADI Microm 2	60
Micromesistius poutassou	GADI Microm 1	61
Genus Molva	GADI Molv	63
Key to species		63
Molva dypterygia	GADI Molv 1	63
Molva molva	GADI Molv2	64
Genus Phycis	GADI Phyc	65
Key to species		66
Phycis blennoides	GADI Phyc 1	66
Phycis chester	GADI Phyc 3	67
Phycis phycis	GADI Phyc 2	68
Genus Pollachius	GADI Pol	69
Key to species		70
Pollachius pollachius	GADI Pol 1	70
Pollachius virens	GADI Pol 2	71
Genus Raniceps	GADI Ran	73
Raniceps raninus	GADI Ran 1	73
Genus Theragra		74
Key to species		74
Theragra chalcogramma	GADI Ther 1	75
Theragra finnmarchica	GADI Ther 2	76
Genus Trisopterus	GADI Triso.....	77
Key to species		77
Trisopterus esmarkii	GADI Triso 3	77
Trisopterus luscus	GADI Triso 2	79
Trisopterus minutus	GADI Triso 1	80

Genus <i>Urophycis</i>	GADI Uroph	81
Key to species		81
<i>Urophycis brasiliensis</i>	GADI Uroph 3	82
<i>Urophycis chuss</i>	GADI Uroph 4	83
<i>Urophycis cirrata</i>	GADI Uroph 5	85
<i>Urophycis earlii</i>	GADI Uroph 6	85
<i>Urophycis floridana</i>	GADI Uroph 1	86
<i>Urophycis regia</i>	GADI Uroph 2	87
<i>Urophycis tenuis</i>	GADI Uroph 7	88
2.5 FAMILY MACROURIDAE	MACROUR.	90
Key to Subfamilies		91
Subfamily Bathygadinae		92
Key to genera		93
Genus <i>Bathygadus</i>	MACROUR Bath	93
List of species		94
<i>Bathygadus macrops</i>	MACROUR Bath 1	94
<i>Bathygadus melanobranchus</i>	MACROUR Bath 2	95
Genus <i>Gadomus</i>	MACROUR Gado	96
List of species		97
<i>Gadomus arcuatus</i>	MACROUR Gado 1	97
Subfamily Macrourinae		98
Key to genera		99
Genus <i>Albatrossia</i>	MACROUR Alb	110
<i>Albatrossia pectoralis</i>	MACROUR Alb 1	110
Genus <i>Coelorinchus</i>	MACROUR Coel	111
Key to species		112
List of species		137
<i>Coelorinchus acanthiger</i>	MACROUR Coel 4	139
<i>Coelorinchus aconcagua</i>	MACROUR Coel 5	140
<i>Coelorinchus anatirostris</i>	MACROUR Coel 6	141
<i>Coelorinchus argentatus</i>	MACROUR Coel 7	142
<i>Coelorinchus argus</i>	MACROUR Coel 8	144
<i>Coelorinchus aspercephalus</i>	MACROUR Coel 9	145
<i>Coelorinchus australis</i>	MACROUR Coel 10	146
<i>Coelorinchus biclinozonalis</i>	MACROUR Coel 11	147
<i>Coelorinchus braueri</i>	MACROUR Coel 12	149
<i>Coelorinchus canus</i>	MACROUR Coel 13	150
<i>Coelorinchus caribbaeus</i>	MACROUR Coel 14	151
<i>Coelorinchus chilensis</i>	MACROUR Coel 15	152
<i>Coelorinchus coelorhincus</i>	MACROUR Coel 1	154
<i>Coelorinchus denticulatus</i>	MACROUR Coel 16	155
<i>Coelorinchus fasciatus</i>	MACROUR Coel 2	156
<i>Coelorinchus formosanus</i>	MACROUR Coel 17	158
<i>Coelorinchus hexfasciatus</i>	MACROUR Coel 18	159
<i>Coelorinchus innotabilis</i>	MACROUR Coel 19	161
<i>Coelorinchus japonicus</i>	MACROUR Coel 20	162
<i>Coelorinchus kaiyomaru</i>	MACROUR Coel 21	163
<i>Coelorinchus kamoharai</i>	MACROUR Coel 22	164
<i>Coelorinchus karrerae</i>	MACROUR Coel 23	166
<i>Coelorinchus kishinouyei</i>	MACROUR Coel 24	167
<i>Coelorinchus labiatus</i>	MACROUR Coel 25	168

<i>Coelorinchus longicephalus</i>	MACROUR Coel 26	169
<i>Coelorinchus macrochir</i>	MACROUR Coel 27	171
<i>Coelorinchus marinii</i>	MACROUR Coel 3	172
<i>Coelorinchus matamua</i>	MACROUR Coel 28	173
<i>Coelorinchus multispinulosus</i>	MACROUR Coel 29	174
<i>Coelorinchus occa</i>	MACROUR Coel 30	176
<i>Coelorinchus oliverianus</i>	MACROUR Coel 31	177
<i>Coelorinchus parallelus</i>	MACROUR Coel 32	178
<i>Coelorinchus productus</i>	MACROUR Coel 33	179
<i>Coelorinchus scaphopsis</i>	MACROUR Coel 34	181
<i>Coelorinchus ventrilux</i>	MACROUR Coel 35	182
Genus <i>Coryphaenoides</i>	MACROUR Cory	183
Key to species		183
List of species		201
<i>Coryphaenoides acrolepis</i>	MACROUR Cory 1	202
<i>Coryphaenoides anguliceps</i>	MACROUR Cory 2	203
<i>Coryphaenoides ariommus</i>	MACROUR Cory 3	204
<i>Coryphaenoides armatus</i>	MACROUR Cory 4	205
<i>Coryphaenoides carminifer</i>	MACROUR Cory 5	206
<i>Coryphaenoides cinereus</i>	MACROUR Cory 6	207
<i>Coryphaenoides delsolari</i>	MACROUR Cory 7	209
<i>Coryphaenoides guentheri</i>	MACROUR Cory 8	210
<i>Coryphaenoides longifilis</i>	MACROUR Cory 9	211
<i>Coryphaenoides macrocephalus</i>	MACROUR Cory 10	212
<i>Coryphaenoides marginatus</i>	MACROUR Cory 11	214
<i>Coryphaenoides mexicanus</i>	MACROUR Cory 12	215
<i>Coryphaenoides nasutus</i>	MACROUR Cory 13	216
<i>Coryphaenoides rupestris</i>	MACROUR Cory 14	217
<i>Coryphaenoides serrulatus</i>	MACROUR Cory 15	219
<i>Coryphaenoides subserrulatus</i>	MACROUR Cory 16	220
<i>Coryphaenoides zaniophorus</i>	MACROUR Cory 17	221
Genus <i>Cynomacurus</i>	MACROUR Cyno	223
<i>Cynomacurus piriei</i>	MACROUR Cyno 1	223
Genus <i>Hymenocephalus</i>	MACROUR Hym	224
Key to species		225
List of species		230
<i>Hymenocephalus italicus</i>	MACROUR Hym 1	230
Genus <i>Lepidorhynchus</i>	MACROUR Lep	231
<i>Lepidorhynchus denticulatus</i>	MACROUR Lep 1	232
Genus <i>Macrourus</i>	MACROUR Macr	233
Key to species		234
List of species		234
<i>Macrourus berglax</i>	MACROUR Macr 1	235
<i>Macrourus carinatus</i>	MACROUR Macr 2	236
<i>Macrourus holotrachys</i>	MACROUR Macr 3	237
<i>Macrourus whitsoni</i>	MACROUR Macr 4	238
Genus <i>Malacocephalus</i>	MACROUR Mal	240
Key to species		240
List of species		241
<i>Malacocephalus laevis</i>	MACROUR Mal 1	242
<i>Malacocephalus occidentalis</i>	MACROUR Mal 2	243
Genus <i>Mataeocephalus</i>	MACROUR Mat	244
Key to species		244
List of species		245
<i>Mataeocephalus acipenserinus</i>	MACROUR Mat 1	246
<i>Mataeocephalus tenuicauda</i>	MACROUR Mat 2	247

Genus <i>Nezumia</i>	MACROUR Nez	248
Key to <i>Nezumia</i> groups		248
Key to species of <i>Nezumia</i> by groups		249
List of species		263
<i>Nezumia aequalis</i>	MACROUR Nez 1	264
<i>Nezumia atlantica</i>	MACROUR Nez 2	265
<i>Nezumia bairdi</i>	MACROUR Nez 3	266
<i>Nezumia brevibarbata</i>	MACROUR Nez 4	267
<i>Nezumia condylura</i>	MACROUR Nez 5	269
<i>Nezumia convergens</i>	MACROUR Nez 6	270
<i>Nezumia duodecim</i>	MACROUR Nez 7	271
<i>Nezumia latirostrata</i>	MACROUR Nez 8	272
<i>Nezumia liolepis</i>	MACROUR Nez 9	274
<i>Nezumia loricata</i>	MACROUR Nez 10	275
<i>Nezumia micronychodon</i>	MACROUR Nez 11	276
<i>Nezumia milleri</i>	MACROUR Nez 12	278
<i>Nezumia orbitalis</i>	MACROUR Nez 13	279
<i>Nezumia propinqua</i>	MACROUR Nez 14	280
<i>Nezumia proxima</i>	MACROUR Nez 15	281
<i>Nezumia pudens</i>	MACROUR Nez 16	282
<i>Nezumia pulchella</i>	MACROUR Nez 17	283
<i>Nezumia sclerorhynchus</i>	MACROUR Nez 18	284
<i>Nezumia stelgidolepis</i>	MACROUR Nez 19	286
Genus <i>Sphagemacrurus</i>	MACROUR Spha	287
Key to species		287
List of species		288
<i>Sphagemacrurus grenadae</i>	MACROUR Spha 1	289
Genus <i>Trachonurus</i>	MACROUR Tra	290
Tentative list of species		290
<i>Trachonurus sulcatus</i>	MACROUR Tra 1	290
Genus <i>Ventrifossa</i>	MACROUR Vent	292
Key to adults of genus		292
List of species		296
<i>Ventrifossa atherodon</i>	MACROUR Vent 1	296
<i>Ventrifossa ctenomelas</i>	MACROUR Vent 2	297
<i>Ventrifossa divergens</i>	MACROUR Vent 3	299
<i>Ventrifossa garmani</i>	MACROUR Vent 4	300
<i>Ventrifossa macropogon</i>	MACROUR Vent 5	301
<i>Ventrifossa macroptera</i>	MACROUR Vent 6	303
<i>Ventrifossa misakia</i>	MACROUR Vent 7	304
<i>Ventrifossa mucocephalus</i>	MACROUR Vent 8	305
<i>Ventrifossa nasuta</i>	MACROUR Vent 9	306
<i>Ventrifossa nigrodorsalis</i>	MACROUR Vent 10	307
<i>Ventrifossa nigromaculata</i>	MACROUR Vent 11	309
<i>Ventrifossa petersoni</i>	MACROUR Vent 12	310
Subfamily <i>Macrouroidinae</i>		311
Key to genera		312
Subfamily <i>Trachyrhyncinae</i>		312
Key to genera		313
List of species		313
Genus <i>Trachyrincus</i>	MACROUR Tra	313
Key to species		314
<i>Trachyrincus helolepis</i>	MACROUR Tra 2	315
<i>Trachyrincus scabrurus</i>	MACROUR Tra 1	316
<i>Trachyrincus villegai</i>	MACROUR Tra 3	317

2.6 FAMILY MELANONIDAE	MELAN.....	318
Genus <i>Melanonus</i>	MELAN Melan	318
2.7 FAMILY MERLUCCIIDAE	MERLU.....	319
Key to genera		320
Genus <i>Lyconus</i>	MERLU Lyco	322
List of species		322
Genus <i>Macruronus</i>	MERLU Macru.....	322
Key to species		323
List of species.....		323
<i>Macruronus capensis</i>	MERLU Macru 1	324
<i>Macruronus magellanicus</i>	MERLU Macru 2	325
<i>Macruronus novaezelandiae</i>	MERLU Macru 3.....	326
Genus <i>Merluccius</i>	MERLU Merlu	327
Key to species		328
List of species.....		330
<i>Merluccius albidus</i>	MERLU Merlu 2.....	330
<i>Merluccius angustimanus</i>	MERLU Merlu 5	331
<i>Merluccius australis</i>	MERLU Merlu 6.....	332
<i>Merluccius bilinearis</i>	MERLU Merlu 7.....	334
<i>Merluccius capensis</i>	MERLU Merlu 8.....	335
<i>Merluccius gayi</i>	MERLU Merlu 9.....	336
<i>Merluccius hubbsi</i>	MERLU Merlu 10.....	337
<i>Merluccius merluccius</i>	MERLU Merlu 1	339
<i>Merluccius paradoxus</i>	MERLU Merlu 11	340
<i>Merluccius polli</i>	MERLU Merlu 4.....	341
<i>Merluccius productus</i>	MERLU Merlu 12.....	342
<i>Merluccius senegalensis</i>	MERLU Merlu 3.....	343
Genus <i>Steindachneria</i>	MERLU Stein	345
<i>Steindachneria argentea</i>	MERLU Stein 1	345
2.8 FAMILY MORIDAE	MOR	346
Key to genera		347
Tentative list of genera		351
Genus <i>Antimora</i>	MOR Ant.....	352
Key to species		352
<i>Antimora microlepis</i>	MOR Ant 2.....	353
<i>Antimora rostrata</i>	MOR Ant 1.....	354
Genus <i>Auchenoceros</i>	MOR Auch	355
<i>Auchenoceros punctatus</i>	MOR Auch 1	355
Genus <i>Austrophycis</i>	MOR Aust	356
<i>Austrophycis marginata</i>	MOR Aust 1	356
Genus <i>Eeyorius</i>	MOR Eey	357
<i>Eeyorius hutchinsi</i>	MOR Eey 1.....	357
Genus <i>Gadella</i>	MOR Gadel	358
List of species.....		358
<i>Gadella imberbis</i>	MOR Gadel 1.....	358
<i>Gadella maraldi</i>	MOR Gadel 2	359

Genus <i>Halargyreus</i>	MOR Hal	360
<i>Halargyreus johnsonii</i>	MOR Hal 1	360
Genus <i>Laemonema</i>	MOR Laem	361
List of species		361
<i>Laemonema laureysi</i>	MOR Laem 1	362
<i>Laemonema longipes</i>	MOR Laem 2	363
Genus <i>Lepidion</i>	MOR Lep	363
Tentative list of species		364
<i>Lepidion ensiferus</i>	MOR Lep 1	364
<i>Lepidion eques</i>	MOR Lep 2	365
<i>Lepidion lepidion</i>	MOR Lep 3	366
Genus <i>Lotella</i>	MOR Lot	367
Genus <i>Momonatira</i>	MOR Mom	368
List of species		368
Genus <i>Mora</i>	MOR Mor	369
<i>Mora moro</i>	MOR Mor 1	369
Genus <i>Physiculus</i>	MOR Phys	370
Tentative list of species		370
<i>Physiculus dalwigkii</i>	MOR Phys 1	371
<i>Physiculus japonicus</i>	MOR Phys 2	372
Genus <i>Pseudophysicis</i>	MOR Pseud	373
Key to species		373
<i>Pseudophysicis bachus</i>	MOR Pseud 1	373
<i>Pseudophysicis barbata</i>	MOR Pseud 2	374
<i>Pseudophysicis breviscula</i>	MOR Pseud 3	375
Genus <i>Salilota</i>	MOR Sal	316
<i>Salilota australis</i>	MOR Sal 1	377
Genus <i>Tripterophysicis</i>	MOR Tript	378
List of species		378
Key to species		378
<i>Tripterophysicis gilchristi</i>	MOR Tript 1	378
2.9 FAMILY MURAENOLEPIDIDAE	MURAENOL	380
Genus <i>Muraenolepis</i>	MURAENOL Mur	380
Key to species		380
List of species		381
<i>Muraenolepis marmoratus</i>	MURAENOL Mur 1	381
<i>Muraenolepis microcephalus</i>	MURAENOL Mur 2	382
<i>Muraenolepis microps</i>	MURAENOL Mur 3	383
<i>Muraenolepis orangiensis</i>	MURAENOL Mur 4	384
3. LIST OF SPECIES BY MAJOR FISHING AREAS		385
4. BIBLIOGRAPHY		399
5. INDEX OF SCIENTIFIC AND VERNACULAR NAMES		420

1. INTRODUCTION

The purposes of this catalogue are to provide a convenient means for the identification of gadiform species most likely to be encountered by fishery workers, to summarize fisheries, distributional, and other biological information, to guide users to the most relevant literature and to illustrate the wide diversity of this important group of fishes. It does not purport to present a definitive classification of the order at this stage.

This catalogue includes accounts of all species of gadiform fishes of present interest for fisheries, including those used for human consumption, for animal food, or for industrial purposes; abundant species of present minimal fisheries importance, which may have resource potential with the introduction of improved fishing or processing techniques or with the expansion of fishing areas; and species that are exemplary of various deep-sea or rare genera. In all, accounts are presented for 184 species of the approximately 500 placed by ichthyologists in the order Gadiformes. Although keys include nearly every recognizable gadiform genus and all genera in the keys are illustrated, full accounts of some genera and many species are excluded from this work. More than half of all gadiform species live in the deep sea beyond commercial fishing depth; many are small or are apparently rare in nature, are widely dispersed, or are problematically known taxonomically.

Much of the information here included has been selectively compiled from the literature. Taxonomic descriptions and keys have been verified to the extent possible, using both preserved museum and, for some, freshly caught specimens.

The treatment of the various families in this catalogue is necessarily somewhat unbalanced, as a result of the numerous gaps in the knowledge of many of the genera, of the need to concentrate mainly on species of value to fisheries, and of the fact that the material was prepared by three different authors.

1.1 General Remarks on Gadiformes

In this catalogue, the order Gadiformes is restricted to the cods, hakes, grenadiers, and their more immediate relatives as indicated by Nelson (1984). An expanded order Gadiformes, including the ophidioids (cusk eels, brotulas, and relatives), and in some instances the zoarcoids (eelpouts) has been proposed by many ichthyologists (see for example, Rosen & Patterson, 1969). As here treated, the order comprises eight families.

It is both astonishing and unfortunate that neither external nor internal characters can be listed that uniquely define the order Gadiformes. Descriptions have been written (for example, Marshall & Cohen, 1973; Nelson, 1984) which apply to virtually all species that are generally accepted as belonging to the order, but all of the descriptive characters are not unique to all of the included species. The assignment to the order of many species is presently as much a matter of ichthyological convention as it is a result of logic.

The above situation is bad enough; however, gadiform taxonomy suffers from additional weaknesses. There is no great measure of agreement with respect to the hierarchical arrangement of genera into suborders, families and subfamilies. The problem of classification within the gadiforms is presently a topic of intensive investigation by ichthyologists, and the absence of a consensus has been documented by a number of systematists in a recent publication (Cohen, 1989). Because the present work is not concerned with phylogeny, an alphabetical arrangement is followed, suborders are not considered, and the number of families recognized is to a large degree conservative and arbitrary.

Families and genera

The **Family Bregmacerotidae** contains a single genus, easily recognized by a distinctive fin pattern of a single long ray on the back of the head, bilobed dorsal and anal fins, and long, free pelvic rays. It includes a dozen or more species of small, pelagic fishes found in tropical seas, ranging from close-to-shore to mid-ocean waters. Some species are locally abundant.

The **Family Euclichthyidae** includes a single species trawled from the temperate waters of New Zealand and Australia. It is an interesting fish to the taxonomist, as it does not fit the definition of any gadiform family and recently has been accorded one of its own. Its nearest relatives may be the morids or the macrourids. ***Euclichthys*** is of little interest to the fishery biologist as it does not seem to be abundant enough to support a fishery.

ORDER	FAMILY	SUB-FAMILY	GENUS
G A D I F O R M E S	BREGMACEROTIDAE (15)		<i>Bregmaceros</i> (15)
	EUCLICHTHYIDAE (1)		<i>Euclichthys</i> (1)
	GADIDAE (53)	Gadinae (22)	<i>Arctogadus</i> (2), <i>Boreogadus</i> (1), <i>Eleginus</i> (2), <i>Gadiculus</i> (1), <i>Gadus</i> (3), <i>Melanogrammus</i> (1), <i>Merlangius</i> (1), <i>Microgadus</i> (2), <i>Micromesistius</i> (2), <i>Pollachius</i> (2), <i>Theragra</i> (2), <i>Trisopterus</i> (3)
		Lotinae (4)	<i>Brosme</i> (1), <i>Lota</i> (1), <i>Molva</i> (2)
		Phycinae (27)	<i>Ciliata</i> (2), <i>Enchelyopus</i> (1), <i>Gaidropsarus</i> (13), <i>Phycis</i> (3), <i>Raniceps</i> (1), <i>Urophycis</i> (7)
	MACROURIDAE (>289)	Bathygadinae (25)	<i>Bathygadus</i> (14), <i>Gadomus</i> (11)
		Macrourinae (>257)	<i>Albatrossia</i> (1), <i>Coelorinchus</i> (>76), <i>Coryphaenoides</i> (61), <i>Cynomacrus</i> (1), <i>Hymenocephalus</i> (21), <i>Lepidorhynchus</i> (1), <i>Macrourus</i> (4), <i>Malacocephalus</i> (7), <i>Mataeocephalus</i> (5), <i>Nezumia</i> (46), <i>Sphagmacrus</i> (6), <i>Trachonurus</i> (6), <i>Ventrifossa</i> (22)
		Macrouroidinae (2)	<i>Macrouroides</i> (1), <i>Squalogadus</i> (1)
		Trachyrincinae (5)	<i>Idiophorhynchus</i> (1), <i>Trachyrincus</i> (4)
	MELANONIDAE (2)		<i>Melanonus</i> (2)
MERLUCCIIDAE (19)	Merluccinae (18)	<i>Lyconus</i> (2), <i>Macruronus</i> (3), <i>Merluccius</i> (13)	
	Steindachneriinae (1)	<i>Steindachneria</i> (1)	
MORIDAE (89)		<i>Antimora</i> (2), <i>Auchenoceros</i> (1), <i>Austrophycis</i> (1), <i>Eeyorius</i> (1), <i>Eretmophorus</i> (?), <i>Gadella</i> (8), <i>Halargyreus</i> (1), <i>Laemonema</i> (18), <i>Lepidion</i> (9), <i>Lotella</i> (4), <i>Momonatira</i> (2), <i>Mora</i> (1), <i>Paralaemonema</i> (3), <i>Physiculus</i> (31), <i>Pseudophycis</i> (3), <i>Rhynchogadus</i> (?), <i>Salikta</i> (2), <i>Tripterochycis</i> (2)	
MURAEÑOLEPIDIDAE (4)		<i>Muraenolepis</i> (4)	

Fig.1 Arrangement of Gadiformes followed in this catalogue. Entries under each taxonomic category are alphabetical. Figures in brackets refer to the number of species.

The **Family Gadidae** is a diverse assemblage of about 50 species, many of which have been known since the time of Linnaeus or earlier. Even so, ichthyologists cannot agree on their classification. Most of these fishes live on continental shelves around the North Atlantic, but a few are found in deeper waters, are pelagic, or are caught in other areas, and one, *Lota*, is a fresh-water fish. Gadids are divided into three subfamilies that are rather different from each other. The subfamily Gadinae with 22 species divided into 12 genera is characterized by having three dorsal fins and two anal fins. It includes some of the most abundant and important fishes in the sea, the true cods, genus *Gadus*, the haddock, *Melanogrammus*, and the Alaska pollock, *Theragra*. The subfamily Lotinae, with four species including the cusk and ling, in three genera, are long-bodied fishes with one or two dorsal fins and a single anal fin. There are two dozen or more species in the subfamily Phycinae, including the rocklings and the non-*Merluccius* hakes, divided into six genera in the present arrangement.

The **Family Macrouridae** is sometimes divided into two or more families. It is here treated as one, on a rather arbitrary basis. The grenadier family is the largest one in the Gadiformes, with over 300 species classified in 34 genera, which are here arranged in four subfamilies. Virtually all grenadiers live on or near the bottom in deep water, although a few are pelagic. All macrourids have long tapering tails (hence the widely used name rattails), and all but a very few lack any vestige of a caudal fin. The subfamily Bathygadinae has 25 species in two genera, which are externally characterized by having a large terminal mouth. In nearly all other grenadiers, in contrast, the mouth is located on the undersurface of the head and the snout protrudes beyond the front of the upper jaws. The subfamily Macrourinae is the largest one in the order, and in fact contains more species than all other gadiforms combined. Macrourines are easily enough recognized in having the rays of the long-based second dorsal fin shorter than the rays of the anal fin. The subfamily Macrouroidinae, sometimes considered to be a separate family, has two species, each in a separate genus, with but a single dorsal fin and a greatly inflated head. The subfamily Trachyrincinae has four or five species in two genera, which have a long flattened snout, rough scales and short rays in the first dorsal fin.

The **Family Melanonidae** consists of a single genus and two species of dark-coloured, oceanic, meso- to bathypelagic fishes with a very slender caudal peduncle and distinctive nerve-end organs on the head. They are small and not abundant.

The **Family Merlucciidae** is variously considered a separate family or a subfamily of Gadidae. Aside from the 13 species of hakes and whiting of the genus *Merluccius*, fishes with a prominent tail fin, a capacious mouth, two dorsal fins, the second bilobed, and a single bilobed anal fin, there is no great measure of agreement about the assignment of other genera to the family (or subfamily). Three other genera are here grouped with *Merluccius*, and because all of them have long tapering tails and lack a tail fin, all have at one time or another been classified among the grenadiers of the family Macrouridae. *Macruronus*, living only in the Southern Hemisphere, most resembles *Merluccius* in many anatomical characters, and two of the three named *Macruronus* species are like many of the *Merluccius* species in being large enough and sufficiently abundant to support fisheries. The oceanic genus *Lyconus* is rare, with an unknown taxonomy; it contains two or more species. *Steindachneria*, which has also been classified by some authors in its own family, has a single small locally abundant species which is found only on the continental slopes of the Gulf of Mexico and Caribbean.

The **Family Moridae** includes about 100 species, most of which are poorly known and there is not even substantial agreement as to how many genera should be recognized in this family. They are relatively elongate fishes, many with a narrow caudal peduncle, and with a distinct caudal fin. Many species have soft flesh, occur in rather deep waters, and do not form large aggregations, and hence they are probably of less potential value to fisheries than either Gadidae, Merlucciidae or Macrouridae.

The **Family Muraenolepididae** consists of a single genus containing an unknown number of species, perhaps a half dozen, of which 4 have been described to-date. They live in far southern seas, mainly around Antarctica, and are rarely encountered. Muraenolepidids have the dorsal, anal, and caudal fins all joined, and the elongated body scales arranged at oblique angles to each other.

Developmental stages

The eggs and larvae of gadiform fishes are a source of information useful for the study of population dynamics and systematics. Considerable information is available for some species. However, the taxonomy of the early life history stages of gadiforms is known for fewer than a third of the species. A comprehensive summary, including extensive literature citations, is presented for gadiforms in general by Fahay & Markle (1984), according to whom, "The gut of gadiform larvae coils early in ontogeny and, combined with a tapering postanal region and rounded head, contributes to an overall tadpole-like appearance. Although it has not been documented in all families and is not always easily observed, yolk-sac and first-feeding gadiform larvae have an anus that exits laterally through the finfold rather than medially as is usual in teleost larvae. Some secondary caudal rays develop before some primary in forms with a caudal fin. A rather widespread trend is for the pelvic fin to be the earliest forming fin.

There does not seem to be any character unique or diagnostic for young gadiforms. The features of body shape, anus morphology and pelvic fin development in combination with specific familial characters appear to be the most useful for initial identification. Transformation is gradual and direct with no striking change in morphology." The development of species of the Family Gadidae is treated by Dunn & Matarese (1984), and by Dunn (1989) and that of bregmacerotids by Houde (1984). Representative gadiform larvae are shown in Fig. 2.

Geographical distribution

The distribution of gadiforms has been discussed by Marshall & Cohen (1973), from which the following account is paraphrased and amended. Although gadiforms are found throughout the world ocean and also in fresh water, they are predominantly marine benthopelagic fishes of cool waters, be they shallow in high and mid-latitudes or deep in the tropics. It is obvious that historical events as well as temperature have shaped present-day distribution patterns of gadiform fishes, as many patterns are characteristic for particular taxonomic categories.

The dozen or more species of Bregmacerotidae are all pelagic in the tropics. Some are mesopelagic and thus live in cool water, but others are found in warm, shallow, coastal seas and are the only truly warm-water gadoids known. The taxonomy of the species is not well enough studied to describe their distributions.

The single species in the family Euclichthyidae is restricted to New Zealand and southern and western Australia.

The Family Macrouridae has the most species of any gadiform family, and many of them have restricted ranges; although deeper dwelling ones seem to be more widely distributed. Even though most kinds of grenadiers live on tropical continental slopes where they may be very abundant, fewer of their distinctive eggs and young than might be expected are found in the plankton. There are several centres of endemism for macrourids, for example the Gulf of Mexico and Caribbean, the Hawaiian Islands, and the Sulu Sea. A few species of grenadiers live in far northern seas (e.g. *Coryphaenoides rupestris*, *C. longifilis* and *Macrourus berglax*), a few in the Southern Ocean (e.g. *Macrourus holotrachys*, *M. whitsoni* and *Coryphaenoides lecointe*), and others are pelagic, but in general, macrourids keep their noses to the tropical bottom.

The Gadidae proper is virtually unique among fish families in having its headquarters on the continental shelf of the temperate North Atlantic (Svetovidov, 1956), a region and habitat with a fish fauna comprised chiefly of the tag ends of groups having their main centres of diversity farther to the south or in the temperate North Pacific. Gadid diversions such as those of *Lota* into fresh water, and a few species of *Gadus*, *Microgadus*, *Theragra*, and *Eleginus* into the Pacific derive from Atlantic or Arctic sources. Only a few gadids live in the southern hemisphere; the pelagic genus *Micromesistus* is antitropical as is the rockling genus *Gaidropsarus*. Species of the hake genus, *Urophycis*, found along the coasts of the western Atlantic from Canada to Argentina apparently live in deeper water throughout the tropics.

The family Melanonidae has but a single genus with two species, both meso- to bathypelagic; one of them *Melanonus gracilis*, is restricted to temperate and subantarctic latitudes.

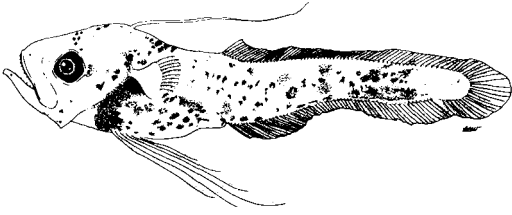
The family Merlucciidae displays tropical submergence in the genus *Merluccius* and a south temperate distribution in the related genus *Macruronus*. *Steindachneria*, with a single species, is found only in the tropical and subtropical western North Atlantic.

The Family Moridae is found chiefly on continental slopes in the tropics, where *Physiculus* and *Laemonema* are the largest genera. A few morids of the genera *Antimora*, *Lepidion* and perhaps *Physiculus* have reached abyssal depths, and a sizable number of species is found at New Zealand, where morids live in habitats ranging from nearshore to the deep sea (Paulin, 1983). Morids are also found along the continental slopes of temperate southern South America and South Africa.


The Muraenolepididae, with only a few described species, is found in far southern seas around Antarctica or some of its cold water island outliers.

1.2 Information on Fisheries

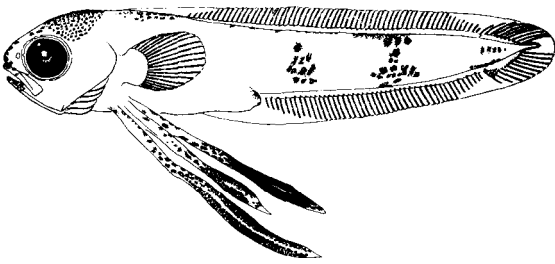
Most gadiforms are benthopelagic and are taken in bottom trawls. A number of species (especially in the families Gadidae and Merlucciidae) are the object of very large, directed fisheries that have been operating since the last century. Others (especially many species in the family Macrouridae) have become accessible to fisheries only in the course of the last few decades and are not yet fully exploited.



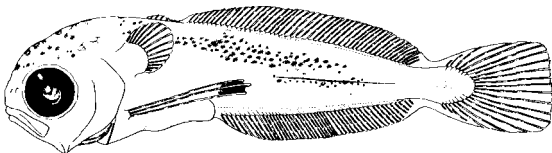
a. Family **Bregmacerotidae**,
Bregmaceros mclellandi, 7.0 mm



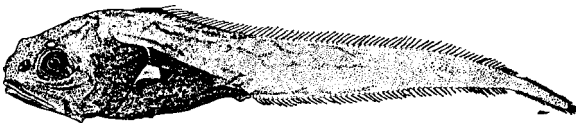
b. Family **Gadidae**, subfamily **Gadinae**,
Gadus morhua, 11.0 mm



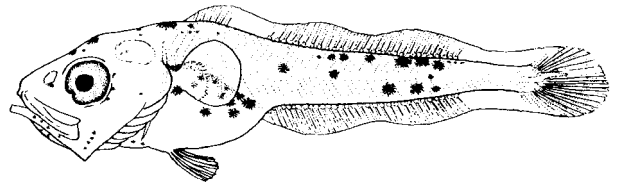
c. Family **Gadidae**, subfamily **Lotinae**,
Brosme brosme



d. Family **Gadidae**, subfamily **Phycinae**,
Urophycis chuss, 9.5 mm



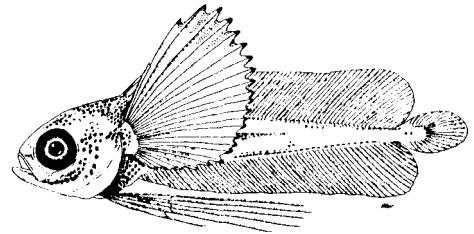
e. Family **Melanonidae**, *Melanonus* sp., 30.6 mm



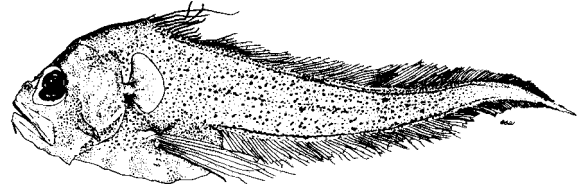
f. Family **Merlucciidae**, subfamily **Merlucciinae**,
Merluccius productus, 10.1 mm



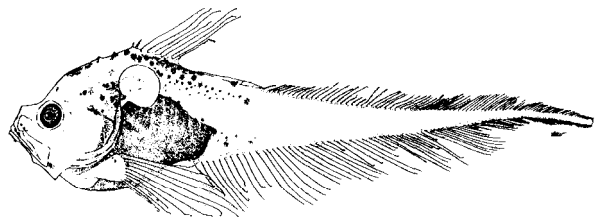
g. Family **Merlucciidae**, subfamily **Steindachneriinae**,
Steindachneria argentea, 24 mm



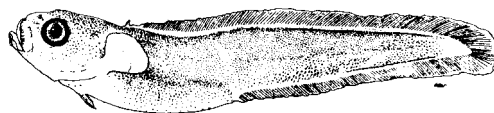
h. Family **Moridae**, *Gadella maraldi*, 18.8 mm



i. Family **Macrouridae**, subfamily **Bathygadinae**,
Gadomus sp., 30 mm



j. Family **Macrouridae**, subfamily **Macrourinae**,
Coryphaenoides sp., 30 mm



k. Family **Muraenolepididae**, *Muraenolepis* sp., 32.5 mm

The global catch of Gadiform fishes (ca. 13 700 000 metric tons in 1987) represents about 17% of the total world landings from marine waters (80 500 000 t in 1987). Over 95% of these landings correspond to a single family, the cods or Gadidae (ca 11 700 000 t in 1987), followed by the hakes or Merlucciidae (ca. 1 900 000 t), the grenadier fishes or Macrouridae (51 000 t), the moras or Moridae (ca. 20 000t) and the codlets or Bregmacerotidae (ca. 2 000 t). These catches provene mostly from temperate waters of both hemispheres, i.e. fishing area 61, N.W. Pacific (5 300 000 t), 27, N.E. Atlantic (3 600 000 t), 21, N.W. Atlantic (800 000 t), 41, SW. Atlantic (700 000 t), 81, SW. Pacific (200 000 t), and 87, SE. Pacific (200 000 t). More detailed information is given under the respective families.

1.3 Plan of the Systematic Catalogue

Eight gadiform families are presented: Bregmacerotidae, Euclichthyidae, Gadidae, Macrouridae, Melanonidae, Merlucciidae, Moridae and Muraenolepididae. For each family are given general descriptive remarks, notes on biology and fisheries, and a key to the subfamilies and/or genera. Families and genera, and species within them, are arranged alphabetically. For each genus treated, a brief diagnosis is given, which supplements the data in the key; also included are references to junior synonyms (some of which may still be in current use or entrenched in the older literature), notes on biology and fisheries, a key to species where possible, a list of species, remarks on particular taxonomic problems, and literature. The information given for each species is arranged in the following paragraphs:

- (1) **Scientific Name** : Reference is given to the first valid name applied to the species and its accompanying description. Earlier but invalid names appear under synonyms (where necessary).
- (2) **Synonyms** : All names that have been applied to the species are given, as well as some different name combinations (if significant) with author and date. The complete synonymies (i.e. all references in the literature) of some gadiform species are enormous and no purpose would be served in citing them in full; in any case, there is often grave doubt whether the material studied was really identified correctly.
- (3) **FAO Names** : For many species, only English names have been chosen for use within FAO and to serve as the recommended names for fishery, marketing and other purposes. Some French and Spanish equivalent names for gadiform fishes already used on [FAO Identification Sheets](#), are also included. It is considered premature to attempt this for all species until fishery workers and other specialists in countries using French and Spanish can be consulted.
- (4) **Diagnostic Features** : Distinctive features are given, accompanied where necessary by diagrams, as an aid to identifying species within a genus (after using the keys to families, subfamilies and genera).
- (5) **Geographical Distribution** : The general range of the species is given in the text and in the map (areas between scattered records may merit a question mark if a continuous range seems doubtful). Distributions plotted on the maps are rough and usually based on the filling in of areas between scattered capture points. In many instances, the distributions shown extend well beyond actual capture localities and are "expected" distributions based on knowledge of the group and on the topography and oceanography of the area. No attempt was made to precisely follow depth contours, although it is recognized that the benthic species in particular occur along relatively restricted isobaths.
- (6) **Habitat and Biology** : The true identity of many species is often in doubt, especially in the older literature, so that much apparently useful biological information has had to be omitted here. For very many of the species, however, almost nothing is known of feeding habits, spawning seasons and migrations, etc.
- (7) **Size** : The maximum known size and where possible, the common adult size are given (as total length in centimetres, when not otherwise stated).
- (8) **Interest to Fisheries** : Partly based on the statistics by species and by Fishing Area given in the [FAO Yearbook of Fishery Statistics](#) for 1987. Since only a few gadiform species (39 out of over 500 described species) are given individual statistics, and since identifications are sometimes doubtful (i.e. more than one species probably included), only a general impression of the relative importance of a species is possible in many cases. However, from fisheries literature for particular areas or particular species considerable information on fisheries is available and has been used. Also, any information on possible fisheries potential of the species has been included.
- (9) **Local Names** : These are only occasionally given, usually when a particular species is the basis for a major fishery and its identity is certain. In very many cases, however, a local name is applied to several species and means no more than that the fish is a kind of cod, hake or grenadier.

- (10) **Literature** : Reference is made to the most important (not only taxonomic) books or papers on the species, with a brief indication of their relevance in parentheses.
- (11) **Remarks** : Taxonomic or other problems are outlined here, e.g. explanations for unexpected name changes, doubtful status of species, indications of further work in progress or needed, and presence of subspecies (which are given a brief diagnosis and geographical range).

1.4 Problems with Identification

It is not always easy to identify a fish as a gadiform or to classify it in a family, genus or species. Some of the most important diagnostic characters are internal. Examples are the shapes and positions of various bones, the shape of the swimbladder and some of its parts, and the shape and number of vertebrae; examining these kinds of characters may require skilled dissection or the use of x-ray photographs. Other characters, although not strictly internal as they are not technically in the body, are in the mouth or gill cavity. Examples are the location, size and shape of teeth or patches of teeth, and the number and size of the gill rakers; accurate identification may require focused light used with a microscope or hand-lens. Obtaining information from completely external characters may also present problems. Ascertaining the number of dorsal and anal fins may seem simple; however, for many genera care must be exercised as the prominent fin lobes of some genera, for example *Merluccius* and *Mora*, are separated by very short rays and the lobes may appear to be separate fins; in genera such as *Trisopterus* and *Molva* fins that are structurally separate are immediately adjacent at their bases and may appear to be lobes of a single fin. Fins may be covered with thick, pigmented skin so that dissection or x-ray photographs are required in order to obtain precise counts of rays. Many gadiforms have minute scales and in those species for which scale counts are required for identification, it may be necessary to use a lens. The same equipment may be needed to investigate the presence or absence of head pores. In order to accurately count the branchiostegal rays it may be necessary to manipulate the cheek flap in order to spread out the branchial membrane that connects the rays. Although the keys have been designed to use as few as possible of these difficult characters, their total exclusion has not been possible in many instances. A final difficulty in identifying these fishes results from poorly known taxonomy. Many of the species included in the catalogue could not be examined personally by the authors who, in such cases, had to rely on incomplete or inadequate descriptions and illustrations from the literature. This applies particularly to some of the keys and descriptions in the family Macrouridae (see page 90 for further details). No matter how expert the identifier or how much equipment is available, unanswered questions of taxonomy, which exist at all levels of classification among the gadiforms, will prevent accurate identification.

All of the above notwithstanding, the best method of identification is to look at the illustrations, most of which have been drafted to emphasize diagnostic features. Check distributions to see if the illustration that resembles your specimen is of a species that lives where your specimen has been caught. Then check the written section on Diagnostic Features, and finally, try to key out your specimen.

Acknowledgements

For help with New Zealand gadiforms I thank Dr J.A.F. Garrick, Mr Peter McMillan, Mr Chris Paulin and Dr. Don Robertson. In Australia I was assisted by Dr John Paxton and Mr Ken Graham in Sydney, Dr. Peter Last in Hobart, Dr. Martin Gomon in Melbourne and Dr. Mike Walker in Perth. Dr P.A. Hulley provided information in South Africa. In addition, Mr Roberto Melendez advised on *Laemonema*, Mr Chris Paulin provided help with morids in general, and Dr Richard Miller reviewed the section on Muraenolepididae. This work was started while I worked in the Fish Division of the Smithsonian Institution as a staff member of the US National Marine Fisheries Service; it was completed at the Natural History Museum of Los Angeles County. I thank all three institutions for valued support.

In addition I am grateful to FAO for funds that facilitated visits to museums in New Zealand, Australia and South Africa, as well as to FAO HQ in Rome. I particularly thank Dr W. Fischer and other FAO personnel who assisted my work.

D.M. Cohen

I am greatly indebted to the following people. Dr Ikuo Ikeda, Dr Tetsuya Sato, Dr Hiroshi Hatanaka of the National Fisheries Research Institute of Far Seas Fisheries, Shimizu, Dr Tamotsu Iwai, Dr Izumi Nakamura of the Kyoto University, Kyoto and the staff members of the Japan Marine Fishery Resource Research Center, Tokyo, for their valuable informations and the strong supports for this study.

Dr Nick Sinclair of the Western Australian Museum, Australia for the loan of specimen. Dr Daniel Cohen of the Los Angeles County Museum, USA and Dr Walter Fischer of FAO, Rome kindly looked over my manuscript.

T. Inada

My special thanks to Walter Fischer, of FAO who encouraged and assisted in the production of this work and arranged for my visits to FAO headquarters in Rome, and to the BMNH and ISH. This work incorporated results of research on the Macrouridae spanning the last two decades. To list everyone who has helped in different ways during those years would be impossible, as it would entail including curators and assistants (past and present) of virtually every museum housing notable macrourid collections. To those persons too numerous to list, a heart felt thanks, and my apologies for not specifically listing by name. Several collections have been special significance to this work, and I take this opportunity to thank by name the persons connected with those collections: R.J. Lavenberg and assistants (LACM); V.G. Springer, R. Vari, and assistants (USNM); M. Stehmann, A. Post and assistants (ISH); J.E. Randall and A. Suzumoto (BPBM); A. Wheeler, N. Merrett and assistants (BMNH); K. Amaoka (HUMZ); I. Nakamura (FAKU); O. Okamura (DBKU); P.C. Heemstra (RUSI); B. Hully (SAM); L.W. Knapp (SOSC); J.R. Paxton (AMS); M. Gomon (NMV). Geoffrey N. Swinney (RMS) provided information on C.T. Regan types. P. McMillan (Fishery Agency, Wellington, New Zealand) provided identification characters for ***Coelorinchus bollonsi***, ***C. cookianus***, and ***C. fasciatus***, and information on other Australian and New Zealand grenadiers.

The bulk of the manuscript was completed before my visit in 1988 to the USSR, where tremendous collections of macrourids from the Indian Ocean were examined in Moscow and Leningrad. The results of my studies there could not be included to any great extent, but I was able to incorporate some refinements to the keys and descriptions of several species. I thank the respective academies of sciences of the USA and USSR for their support of my visit. N.V. Parin, Y.N. Shcherbachev, Y.I. Sazonov, E. Karamovskaya (PPSIO); I. Verghina (MMSU); A. Neyelov and V. Barsukov [deceased] (ZIL) are thanked for their hospitality and assistance.

T. Iwamoto

1.5 Illustrated Glossary of Technical Terms and Measurements

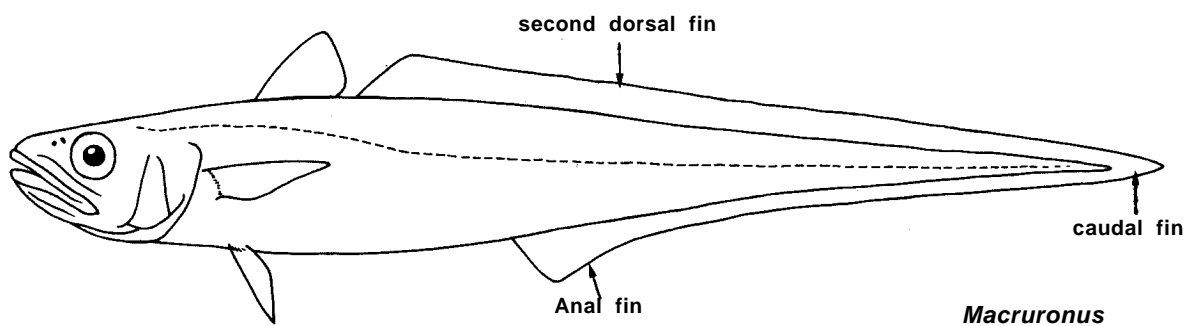
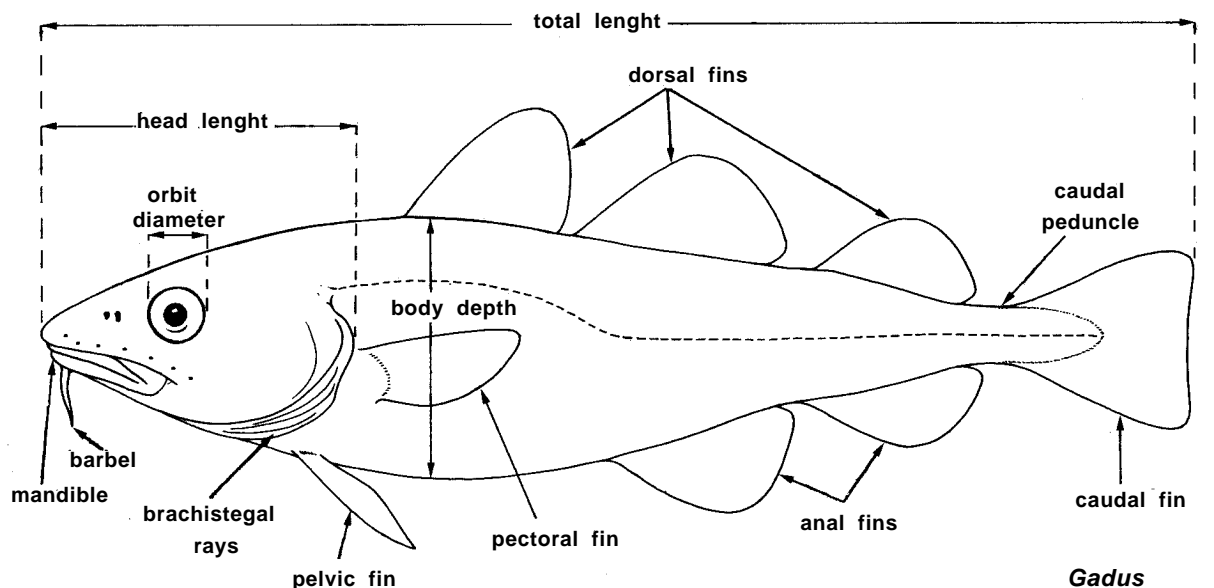


Fig.3 External morphology and measurements

Barbel - A fleshy filament of variable size. In many gadiform species, one barbel is present on the chin (Fig. 3) and a variable number on the snout (Fig. 4).

Branchiostegal rays - Bony stays that support the membrane that seals the opening to the gill chamber (Fig. 3).

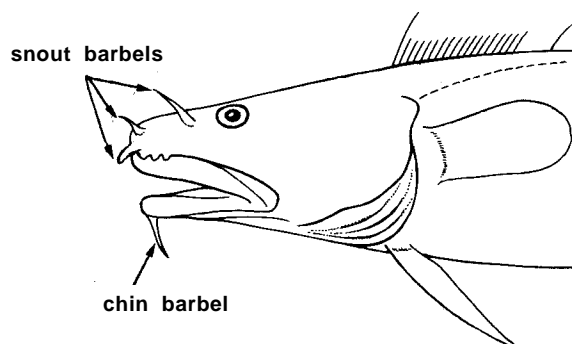


Fig. 4

Caudal fin - The shape of the hind margin of the caudal fin varies in different species, and sometimes even within species. The fin may be truncate, rounded, forked, concave, or asymmetrical (Fig. 5).

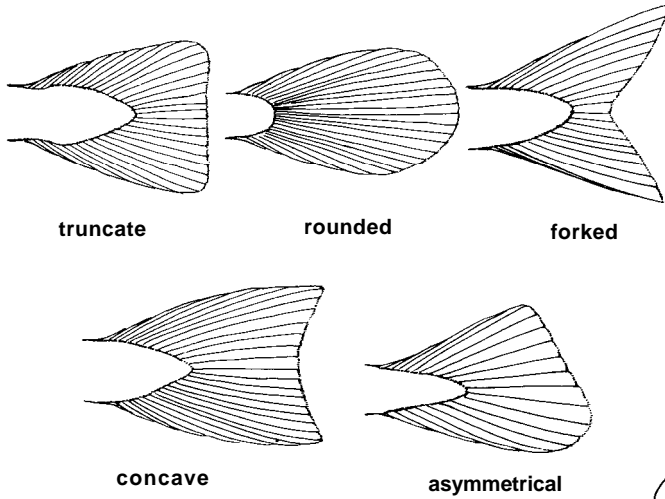


Fig. 5 Shapes of caudal fin

Caudal peduncle - The region behind the ends of the dorsal and anal fin bases and before the procurrent rays of the caudal fin (Fig. 3). Not present in macrourids and several other genera.

Dentition - The teeth of gadiform fishes vary in shape from strong, recurved canines in *Lyconus* and *Merluccius*, to compressed and closely set in *Tripterygius*, to very small, densely packed teeth in brush-like pads or rows in many other genera.

Frontals - Largest bones in the roof of the skull, bearing a V-shaped crest in merlucciids (Fig. 6).

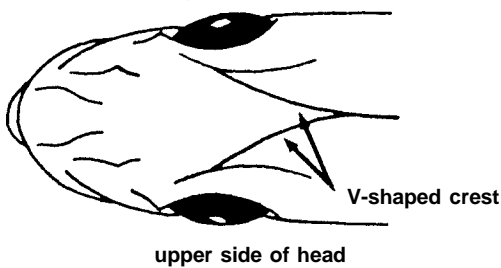


Fig. 6

Gill arch - The J-shaped structure under the gill cover (opercular flap) that carries fleshy gill filaments along the posterior outer margin and stiff bony gill rakers along the anterior outer margin (Fig. 7). Both filaments and rakers vary in size among some species. Rakers are absent along the outer margin of the first gill arch in some macrourids.

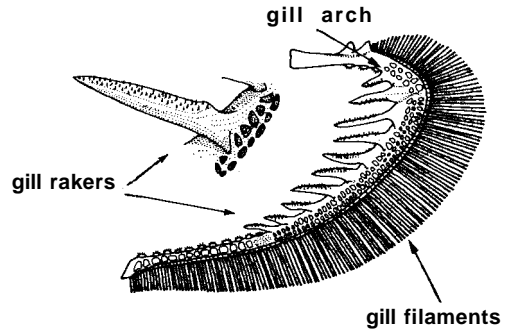


Fig. 7 Gill arch of *Merluccius*

Gill opening - The opening of the flap over the gills is smaller and restricted to below the level of the pectoral fin in muraenolepidids (Fig. 8).

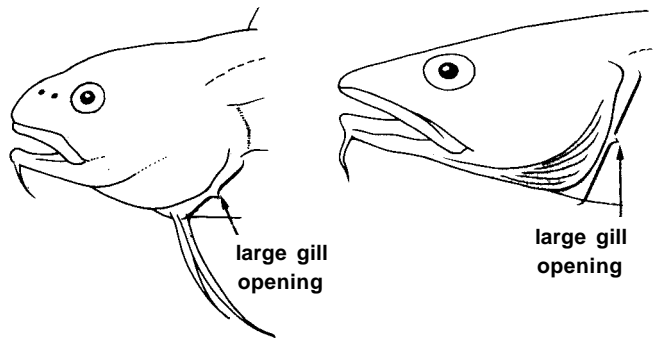


Fig. 8

Gill slits - The openings between gill arches. First gill slit restricted in some macrourids.

Hypural bones - The terminal bones at the posterior end of the vertebral column (Fig. 9). The number of bones, varying from one to several is important in classifying gadiform families.

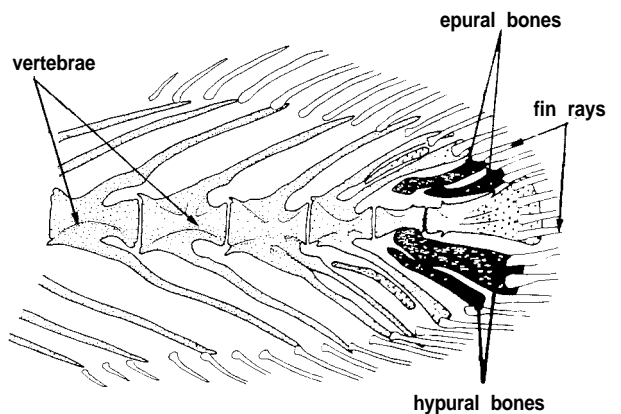


Fig. 9 Caudal skeleton (*Euclichthys*)

(from Patterson & Rosen, in Cohen, 1989)

Infraorbital (or suborbital) ridge - A longitudinal crest or ridge variously formed along the mid-lateral axis of the infraorbital region. Sharp and armed with strong, scute-like scales in many grenadiers (Fig. 10). Various continuous with ridges on snout and preopercle, separating dorsal and ventral areas of head.

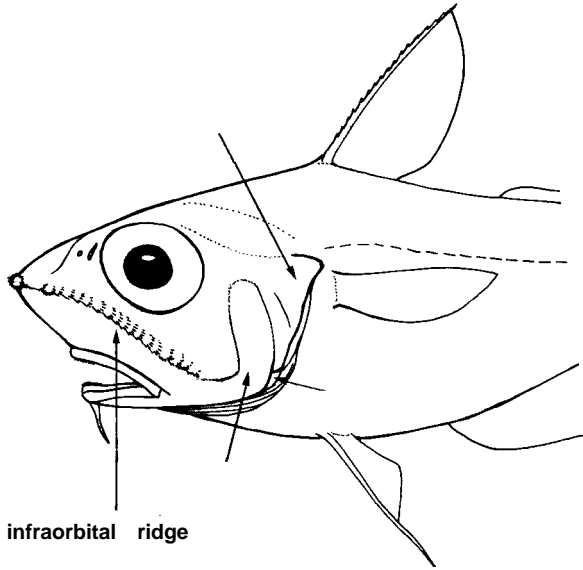


Fig. 10 Macrouridae

Interopercle - One of the bones of the gill cover, useful in classifying macrourids (Figs. 10 and 14)

Lateral line - A sensory system that runs in a line along the body (Fig. 3) and is present also on the head. The position of the line on the body and the degree to which it is continuous or interrupted is a useful taxonomic character. On the head, it may be in a canal, which is marked by small pores, or it may be represented by series of tiny papillae which are sometimes sunk in pits and called pit organs (Fig. 11).

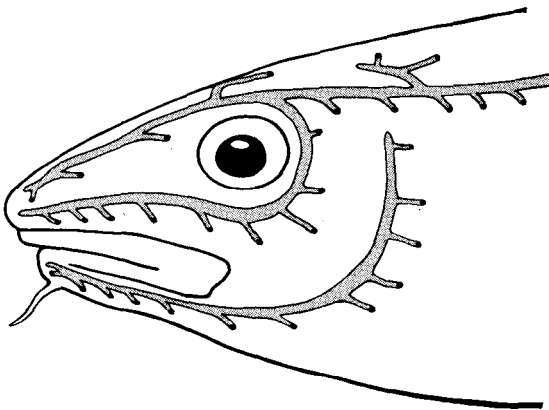


Fig. 11 Lateral line system on head, with pores
(adapted from Svetovidov, 1948)

Light organs - Of two kinds when present in gadiforms. One is an extensive area of silvery skin carrying a pattern of darkly pigmented striations (Fig. 12a) and occurs in the merlucciid *Steindachneria*, the macrourids

Hymenocephalus, *Lepidorhynchus*, and perhaps other genera as well. A second kind is indicated by a dark, scale-less area variously located on the ventral surface and occurs in a number of genera of morids and macrourids (Fig. 12b).

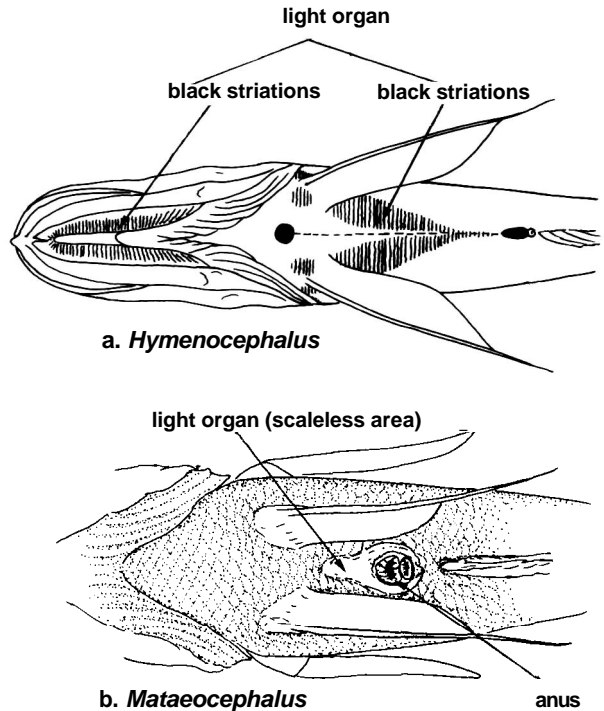
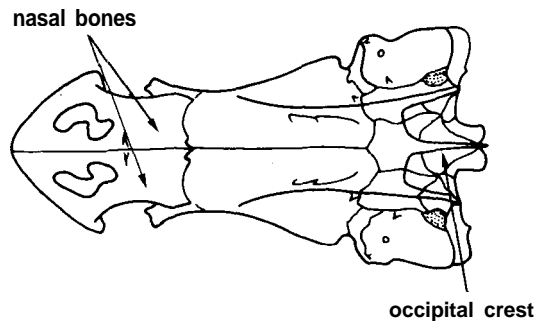


Fig. 12 Ventral view

Mandible - The lower jaw, which includes several bones, of which only the dentary bears teeth.

Nasals - Various enlarged and anteriorly elongated in many macrourids. The median and lateral processes are united in some *Coelorhynchus* forming a solid horizontal front to the snout (Fig. 13). A stout, spiny, button scale at top and lateral angles of snout in many macrourids.



Coelorhynchus kishinouyei

Fig. 13 Dorsal view of skull
(after Okamura, 1970b)

Nostrils - Paired openings from olfactory organ (Fig. 3). Sometimes with tentacles; variously located in some species and a useful taxonomic character.

Occipital crest - Compressed median crest at top rear of skull (Figs 13,14). Variously free from, or tightly connected with spine at top of first vertebrae.

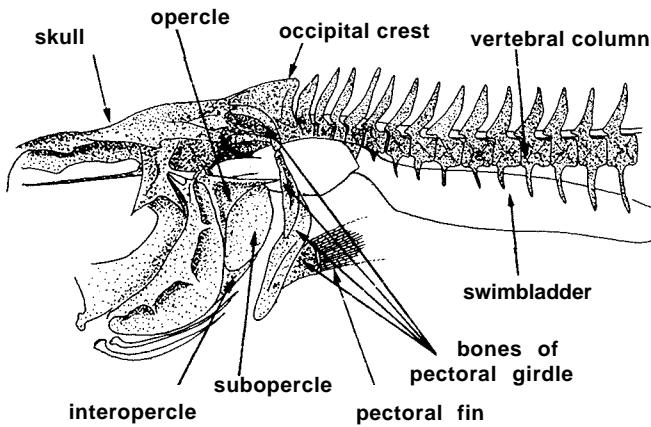


Fig. 14 Anterior part of skeleton (Family Moridae)
(after Paullin, in Cohen, 1989)

Olfactory bulbs - The part of the brain concerned with the sense of smell. In most fishes a swelling at the forebrain but in many gadiforms located farther anterior and connected to the main body of the brain by a slender olfactory tract.

Palatines - A pair of bones in the roof of the mouth located behind and lateral to the vomer. Sometimes bearing teeth.

Parapophyses - Paired bony projections from the ventral region of the vertebral centrum (Fig. 15).

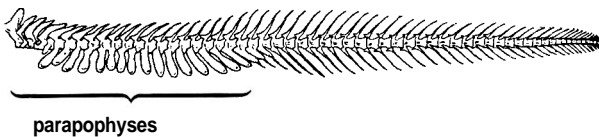


Fig. 15 Vertebral column, lateral view (*Eleginus*)
(from Svetovidov, 1948)

Pectoral girdle - A series of bones that support the pectoral fin and are attached dorsally to the rear of the skull (Fig. 14).

Premaxilla (= Premaxillary) - The elongate bone that forms the tooth-bearing part of the upper jaw in gadiform fishes. At the anterior end a dorsally directed prong called the premaxillary pedicel (Fig. 16).

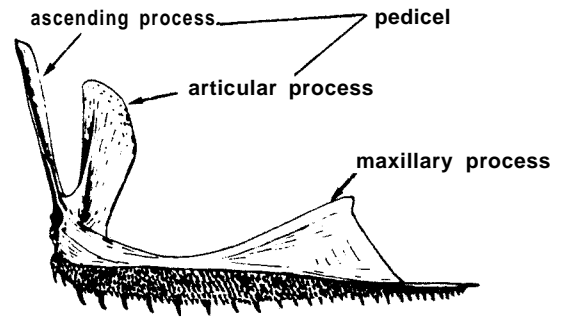


Fig. 16 Right premaxilla (medial view)
(*Ventrifossa*)

Procurent rays - The shorter rays that extend along the caudal peduncle (Fig. 17).

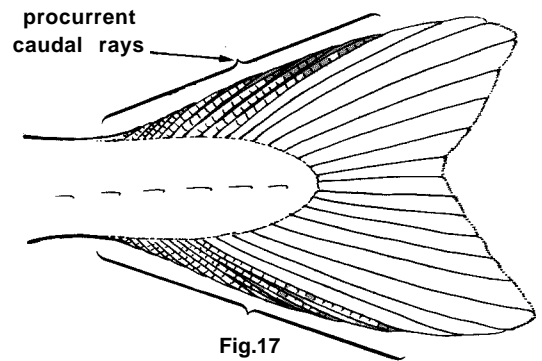


Fig.17

Scale rows - Counted in two ways, along the lateral line and as number of oblique rows between lateral line and the base of the first or second dorsal fin.

Scale spinules - Tiny spines present to varying degree on the scales of many macrourids.

Subopercle - One of the bones of the gill cover (Fig. 14); the posteroventral angle is variously pointed in macrourids of the genus *Coelorinchus* and used as an identification aid.

Swimbladder - A gas filled sac in the dorsal part of the body cavity (Fig. 14). In gadiforms thick walled and important in classifying many forms. It may have anterior extensions that are attached to the rear of the skull as in morids, or ones that are free as in *Gadus* and perhaps other genera as well. In the swimbladder wall are found the rete mirabile, a system of capillary beds, and the gas gland, a structure that secretes and absorbs gas; both have characteristic patterns in many species. A paired sheet of muscles overlying the anteroventral end is present in males of some macrourids. These are believed to have sound-producing (drumming) capabilities.

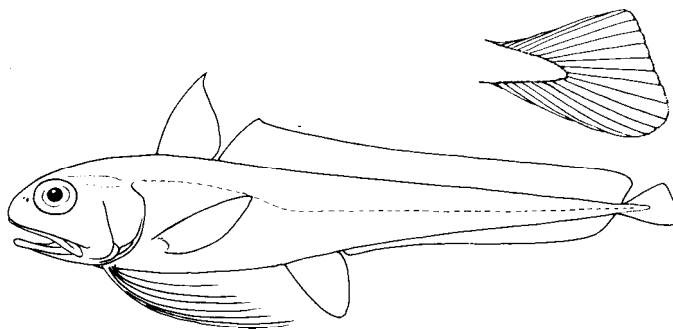
Vomer - A median bone at the forward part of the roof of the mouth, with teeth present or absent in gadiforms.

2. SYSTEMATIC CATALOGUE OF SPECIES

2.1 Key to Families

1a. Gill openings extending upward to at least the level of the pectoral fins. Scales rounded and overlapping in most, not at angles to each other

2a. Anterior dorsal fin originating at rear of or behind head, not widely separate from following rays (in all but the New Zealand morid **Auchenoceros**). Lateral line on side of body (except in a few grenadiers)



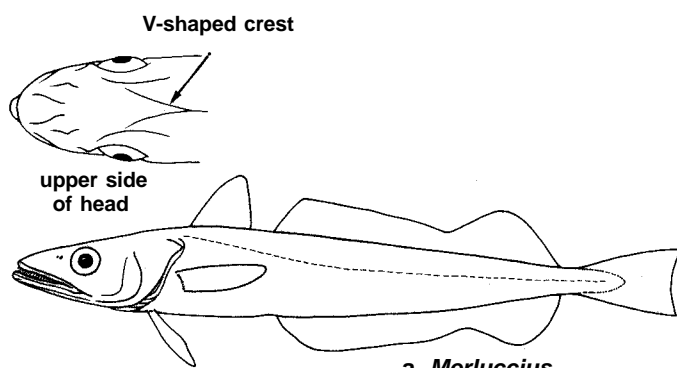
Euclichthyidae

Fig. 18

3a. Tail fin externally asymmetrical (Fig. 18) **Family Euclichthyidae*** (Fig. 18)

3b. Tail fin externally symmetrical or absent

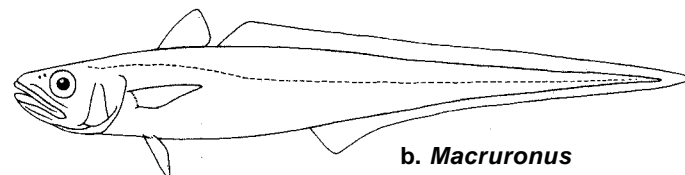
4a. Top of skull with a pair of more or- less well developed ridges in a V-shape with the point directed posteriorly (Fig. 19a)** **Family Merlucciidae** (Fig. 19)



a. Merluccius

4b. Top of skull various, not as described above

5a. No tail fin (except a microscopic one in **Trachyrinchus**) . . . **Family Macrouridae** (Fig. 20)

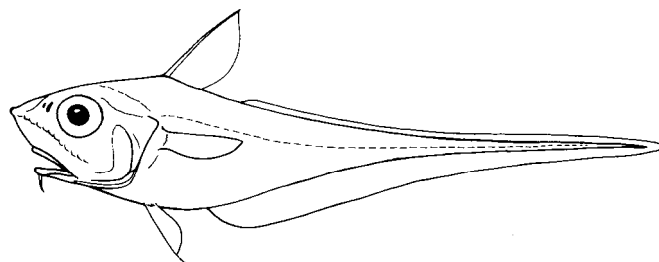


b. Macruronus

Merlucciidae

Fig. 19

5b. Tail fin present



Macrouridae

Fig. 20

* A single genus and species, **Euclichthys polynemis**, from the continental slopes of New Zealand and Australia
A small fish, relatively rare

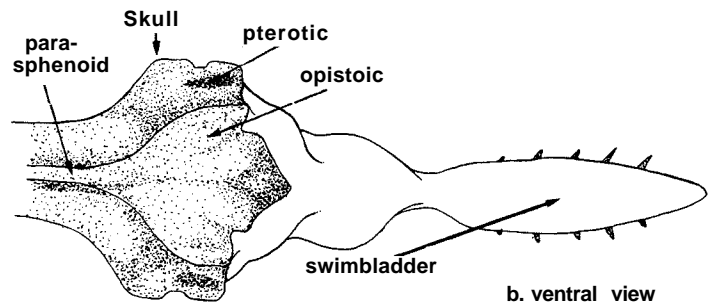
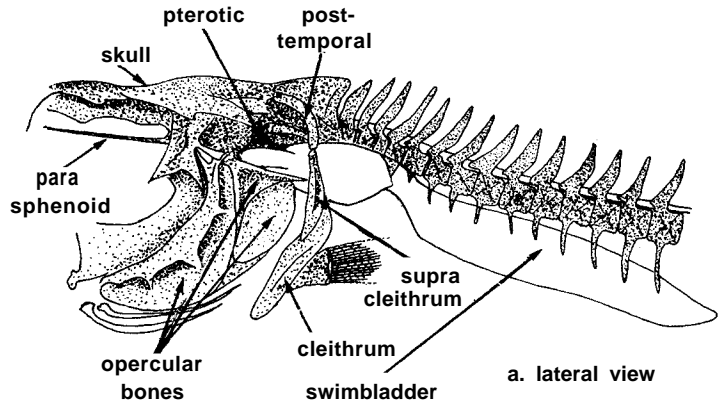
** This character works well for **Merluccius** and **Macruronus**, less well for **Lyconus** and **Steindachneria**

6a. Elongate anterior projections of the swimbladder attached to openings at rear of the skull (Fig. 21).....**Family Moridae** (Fig. 22)

6b. Swimbladder either lacking anterior projections or, if present, not attached to rear of skull.

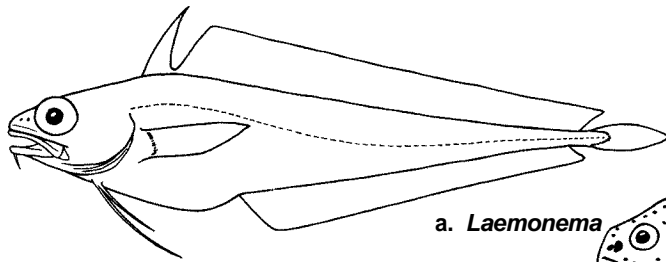
7a. Numerous procurrent caudal fin rays extending far forward on a very slender caudal peduncle, scarcely separated from the posterior rays of dorsal and anal fins (Fig. 23).....**Family Melanonidae***

7b. Caudal fin and peduncle various, not as above.....**Family Gadidae** (Fig. 24)

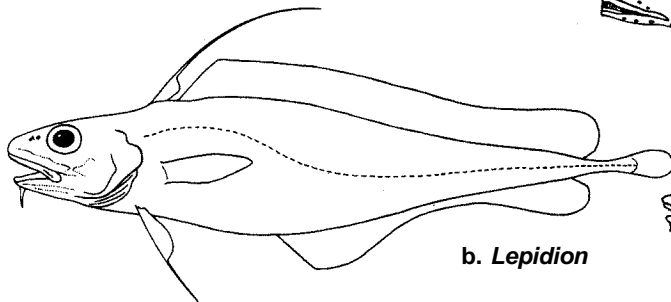


Swimbladder attachment to skull (Moridae) (after Paulin, in Cohen, 1989)

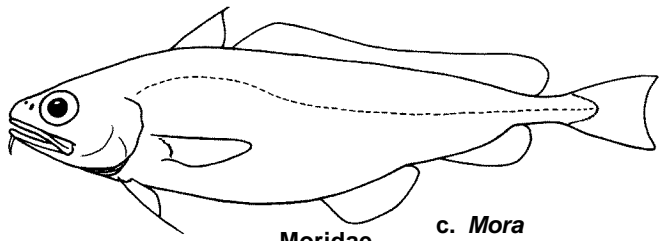
Fig. 21



a. *Laemonema*



b. *Lepidion*



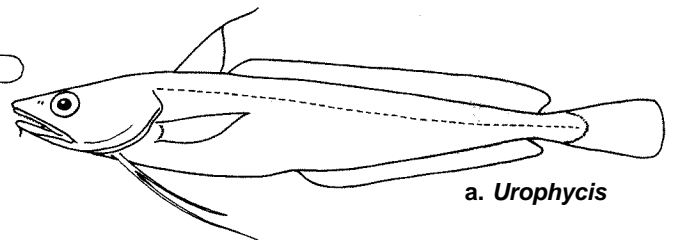
Moridae

c. *Mora*

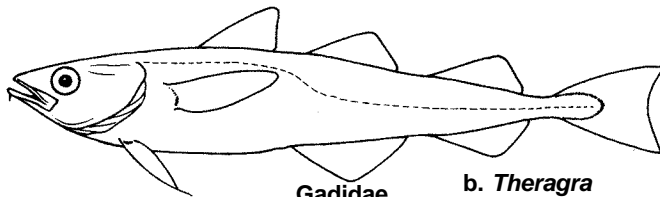


Melonidae

Fig. 23



a. *Urophycis*



Gadidae

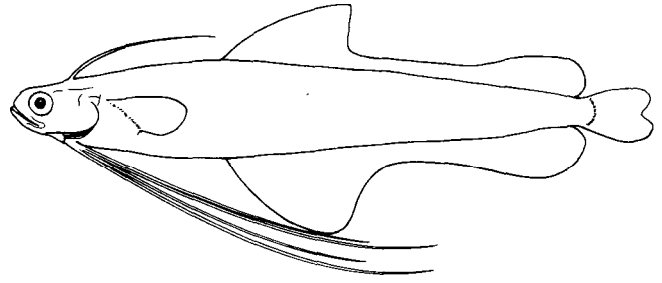
b. *Theragra*

Examples of body shapes and fin patterns Fig. 22

Examples of body shapes and fin patterns Fig. 24

* One genus, *Melanonus*, with two species of small, meso- to bathypelagic fishes. Not further treated


2b. First dorsal fin a single, elongate ray, widely separated from following rays, and inserted on top of head; when depressed fitting into a mid-dorsal groove between the dorsally directed lateral lines..... **Family Bregmacerotidae** (Fig. 25)



Bregmacerotidae

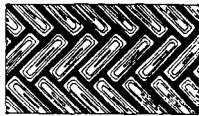
Fig. 25

1b. Gill openings restricted, not extending above the pectoral fins; scales elongate, non-overlapping, set at angles to each other (Fig. 26) **Family Muraenolepididae*** (Fig. 26)



Muraenolepididae

Fig. 26



arrangement of scales (schematic)

*

One genus, **Muraenolepis**, not well known taxonomically, with fewer than a dozen, relatively rare species (several undescribed), all cold-water fishes from far southern seas.

2.2

FAMILY BREGMACEROTIDAE

BREG

Family Name with Reference : **Bregmacerotidae** Gill, 1872, Smithsonian Misc. Colls., 247:3.

FAO Names : **En** – Codlets; **Fr** - Bregmacères; **Sp** - Bregmaceros.

General Features : First dorsal fin a single long ray on top of the rear part of head; second dorsal and anal fins long-based with well developed anterior and posterior lobes; pelvic fins under head, with long, thick rays, that extend beyond the beginning of anal fin; a well developed caudal fin present. Lateral line extending along dorsal margin of body. Additional details are presented by Marshall & Cohen, 1973, and Houde, 1984.

A single genus with an undetermined number of species (12 or more) comprises the family. Most species are small fishes living in the epipelagic of tropical oceanic areas. One species is found close to shore and is used by man for food. An incomplete review of the family was published by d'Ancona & Cavinato, 1965 and a comprehensive paper on early stages and taxonomy by Belianina, 1974.

Habitat, Distribution and Biology : Most species are small epipelagic or mesopelagic fishes living in tropical and subtropical oceanic waters, to depths of over 1 000 m, but some are found in shallow coastal areas and even in estuaries.

Interest to Fisheries : Only one species found close to the shore is fished at present.

Literature : D'Ancona & Cavinato (1965); Belianina (1974).

Remarks : Additional taxonomic work is required in order to define and classify the species and map their distributions (Houde, 1984). It is not at this time possible to write a key to the species

Bregmaceros Thompson, 1840

BREG Breg

Genus with Reference : ***Bregmaceros*** Thompson, 1840, Mag.nat.Hist., (n.s.) 4: 184.

Diagnostic Features : See family.

Tentative list of species :

Most of the species of ***Bregmaceros*** are difficult to characterize and identify; hence, additional research may show that some of the species listed below are synonyms and/or that species presently considered as synonyms are valid. Because of the difficulty in defining species, their geographical ranges cannot be defined.

- Bregmaceros arabicus*** D'Ancona & Cavinato, 1965
- Bregmaceros atlanticus*** Goode & Bean, 1886
- Bregmaceros atripinnis*** (Tickell, 1865)
- Bregmaceros bathymaster*** Jordan & Bollman, 1889
- Bregmaceros cantori*** Milliken & Houde, 1984
- Bregmaceros cayorum*** Nichols, 1952
- Bregmaceros houdei*** Saksena & Richards, 1986
- Bregmaceros japonicus*** Tanaka, 1908
- Bregmaceros lanceolatus*** Shen, 1960
- Bregmaceros longipes*** Garman, 1899
- Bregmaceros mccllelandi*** Thompson, 1840
- Bregmaceros nectabanus*** Whitley, 1941
- Bregmaceros neonectabanus*** Masuda, Ozawa & Tabeta, 1986
- Bregmaceros pescadorus*** Shen, 1960
- Bregmaceros rarisquamosus*** Munro, 1950
- Bregmaceros*** sp.

Bregmaceros sp.

Fig. 27

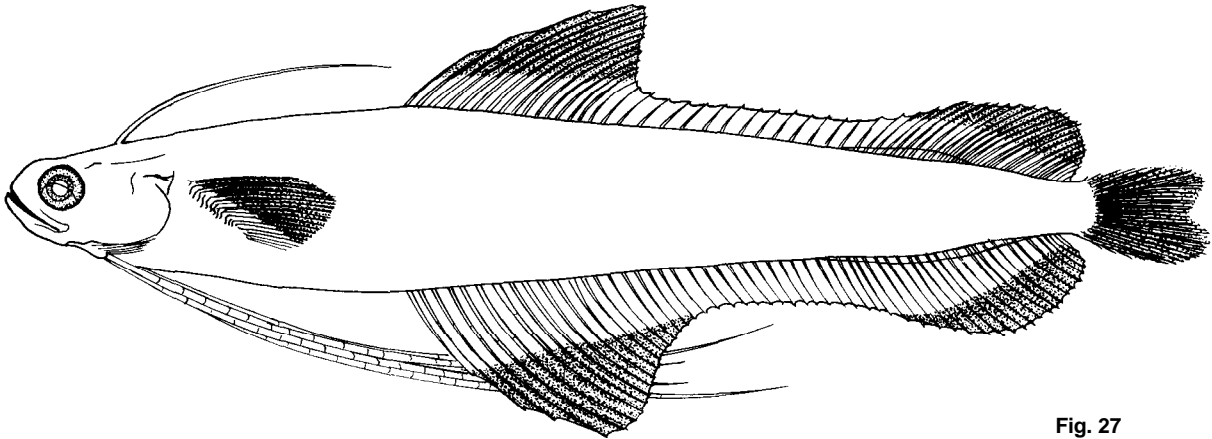
BREG Breg 1**Synonyms :** *Bregmaceros maclellandi*, Cohen, 1983**FAO Names :** En - Unicorn cod; Fr - Bregmacère de l'océan Indien; Sp - Bregmacero.

Fig. 27

Diagnostic Features : Upper part of pectoral fin black or rather dark; dark pigment usually present on caudal fin, anterior and posterior lobes of second dorsal fin, and anterior and posterior lobes of anal fin.

Geographical Distribution : Possibly widely distributed in the tropics, but this cannot be confirmed until the taxonomy is better known (Fig. 28).

Habitat and Biology : Neritic, taken also in estuaries; possibly oceanic as well.

Size : Maximum total length about 10 cm, common to 7 cm.

Interest to Fisheries : Caught in bagnets and trawls and marketed fresh in coastal areas of Maharashtra State, India. The 1987 catch was 2 319 metric tons (India and Mauritius); however, in 1973 it was as high as 6 500 metric tons.

Literature : Parulekar & Bal (1969); Cohen (1984a).

Remarks : The name *Bregmaceros maclellandi* was used for this species by Cohen, 1984a and several previous authors but is probably incorrect (Houde, personal communication).

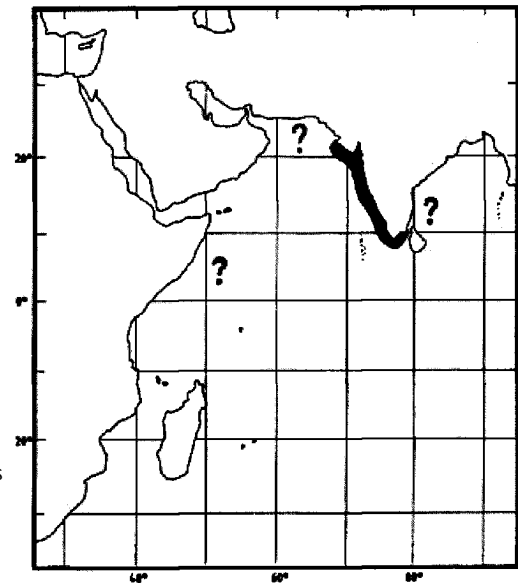


Fig. 28

2.3


FAMILY EUCLICHTHYIDAE

Fig. 29

EUCL

Family Name with Reference : *Euclichthyidae* Cohen, 1984b

FAO Names : En - Eucla cods



(from McCulloch, 1926)

Fig. 29

General Features : Body long and tapering. Mouth large, no chin barbel. Two nearly contiguous dorsal fins, the first short based and high, the second long-based, extending to base of caudal fin; anal fin long with a big anterior lobe followed by a long, low portion slightly increasing in height posteriorly and ending at base of caudal fin; pelvic fins with 4 long, completely separate filamentous rays, the longest reaching beyond the anus; caudal fin small, externally asymmetrical. **Colour** : body pale, with a black tinge on bottom of head, fore part of body, and around anus; tip of first dorsal, rear of second dorsal, and caudal with dark margins.

Habitat, Distribution and Biology : Benthic-pelagic off New Zealand and around Australia, from Queensland to the northwest shelf, in depths between 250 and 800 m.

Interest to Fisheries : Taken as by catch in trawls, but apparently not abundant. Size to about 35 cm.

Literature : McCulloch (1926); Ayling & Cox (1982); Last *et al.* (1983); Cohen (1984b); Paxton *et al.*, 1989.

Remarks : Recently established as a separate family by D. Cohen (1984b). It includes a single species *Euclichthys polynemus*.

2.4

FAMILY GADIDAE

GADI

Family Name with Reference : Gadini Rafinesque, 1810, *Indice d'Ittologia Siciliana*, p. 11.

General Features : Gill openings extend upward above the level of pectoral fins. Anterior dorsal fin originating at rear of or behind head; caudal fin externally symmetrical. No V-shaped ridge on top of skull. Scales in most species overlapping and rounded, not set at right angles to each other. Swimbladder not connected to rear of skull. A single hypural bone attached to last vertebra. Spine on top of first vertebra is tightly connected to a narrow crest at the rear of the skull. Additional details are presented by Marshall & Cohen (1973), Fahay & Markle (1984), Dunn & Matarese (1984), and several authors *in* Cohen (1989).

Habitat, Distribution and Biology : Small to very large fishes, ranging in size from 15 cm (*Gadiculus argenteus*) to at least 200 cm in total length (*Gadus morhua*, *Molva molva*). They are found in circumpolar to temperate waters, mainly of the northern hemisphere. Most species are demersal or benthopelagic, only a few (i.e. *Arctogadus* and *Gadiculus* species) are predominantly pelagic. Gadids are typically marine fish, but a number of species (i.e. *Arctogadus borisovi*, *Boreogadus saida*, *Eleginus gracilis*, *Gadus morhua*, *Microgadus proximus* and *M. tomcod*) tolerate low salinities and hence also inhabit estuaries, and occasionally even freshwaters. One species, *Lota lota*, is restricted to circumpolar freshwater lakes and rivers. Very few species are confined to littoral or inshore waters (i.e. *Ciliata mustela*), some (i.e. *Eleginus* spp., *Merlangius merlangus*, *Microgadus* spp., *Pollachius* spp. and *Raniceps raninus*)

inhabit only shelf waters, but most extend to deeper waters on the slope beyond 500 m. Long-distance migrations are known for several gadid species (i.e. *Boreogadus saida*, *Gadus morhua*, *Gadus ogac* and *Melanogrammus aeglefinus*). Some species (i.e. *Theragra chalcogramma*) undertake diel vertical migrations, moving from the bottom to the surface at night. Schooling behaviour is well developed in certain species (i.e. *Gadus macrocephalus* and *G. morhua*).

Interest to Fisheries : The family Gadidae is second only to the Clupeidae in terms of the global volume of fish landings from marine waters. The global catch of gadid species recorded for 1987 in the FAO Yearbook of Fisheries Statistics totalled 11 674 333 metric tons, and separate statistics are given for 25 species (see Table I).

Table I

1987 landings of Gadidae reported to FAO

English Name	Latin Name	Landings in thousands of metric tons (1987)	Fishing Areas*
Alaska pollack	<i>Theragra chalcogramma</i>	6 703 868	61,67
Atlantic cod	<i>Gadus morhua</i>	2 054 721	27, 21
Blue whiting	<i>Micromesistius poutassou</i>	707 955	27, 37
Saithe (= Pollack)	<i>Pollachius virens</i>	475 981	27, 21
Pacific cod	<i>Gadus macrocephalus</i>	441 107	61, 67
Haddock	<i>Melanogrammus aeglefinus</i>	398 522	27, 21
Norway pout	<i>Trisopterus esmarkii</i>	321 082	27
Whiting	<i>Merlangius merlangus</i>	152 608	27, 37
Southern blue whiting	<i>Micromesistius australis</i>	103 777	41, 81, 87
Ling	<i>Molva molva</i>	58 124	27
Tusk	<i>Brosme brosme</i>	46 254	27, 21
White hake	<i>Urophycis tenuis</i>	30 429	21
Saffron cod	<i>Eleginus gracilis</i>	27 929	61
Blue-ling	<i>Molva dypterygia</i>	27 365	27
Pouting (= Bib)	<i>Trisopterus luscus</i>	22 664	27, 37, 34
Pollock	<i>Pollachius pollachius</i>	17 898	27
Polar cod	<i>Boreogadus saida</i>	11 713	61, 27
Greenland cod	<i>Gadus ogac</i>	4 017	21
Wachna cod (= Navaga)	<i>Eleginus navaga</i>	3 765	27
Red hake	<i>Urophycis chuss</i>	2 626	21
Greater forkbeard	<i>Phycis blennoides</i>	1 612	27, 37, 34
Burbot	<i>Lota lota</i>	1 577	freshwater
Brazilian codling	<i>Urophycis brasiliensis</i>	1 266	41
Poor cod	<i>Trisopterus minutus</i>	935	37
Atlantic tomcod	<i>Microgadus tomcod</i>	10	21
		TOTAL 10 917 468	


As shown in the above table, most of these landings provene from the traditional cold-water trawl fisheries of the northern hemisphere.

* See map of fishing areas on page 398

Remarks : The family has been revised by Svetovidov (1948) but our knowledge of this important group is still far from completed. It also included genera now placed in Moridae and Merlucciidae until the work of Svetovidov (1937), which has been followed by most ichthyologists. Several different classifications have been discussed in Cohen (1989). For the purposes of the present publication, only the following genera are here included in Gadidae: *Arctogadus*, *Boreogadus*, *Brosme*, *Ciliata*, *Eleginus*, *Enchelyopus*, *Gadiculus*, *Gadus*, *Gaidropsarus*, *Lota*, *Melanogrammus*, *Merlangius*, *Microgadus*, *Micromesistius*, *Molva*, *Phycis*, *Pollachius*, *Raniceps*, *Theragra*, *Trisopterus*, and *Urophycis*.

Key to Genera:

1a. Anal fins 2. Dorsal fins 3, the last one originating far posterior to the level of the vent

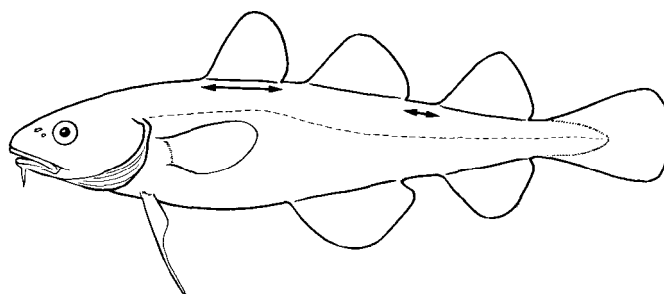


Micromesistius Fig. 30

2a. First anal fin base very long, one-half or more of preanal distance

3a. Dorsal fins widely separated, space between second dorsal and third dorsal greater than length of base of first dorsal *Micromesistius* (Fig. 30)

3b. Dorsal fins closer together, space between second dorsal and third dorsal less than length of base of first dorsal



Microgadus Fig. 31

4a. Lateral-line pores on head absent; although small papillae or pits may be present. *Microgadus** (Fig. 31)

4b. Lateral-line pores present on head (Fig. 32)

5a. Pelvic fin with no elongated ray (Fig. 33) *Pollachius*

5b. Pelvic fin with a slightly elongated ray

6a. Chin barbel well developed.....*Trisopterus* (Fig. 34)

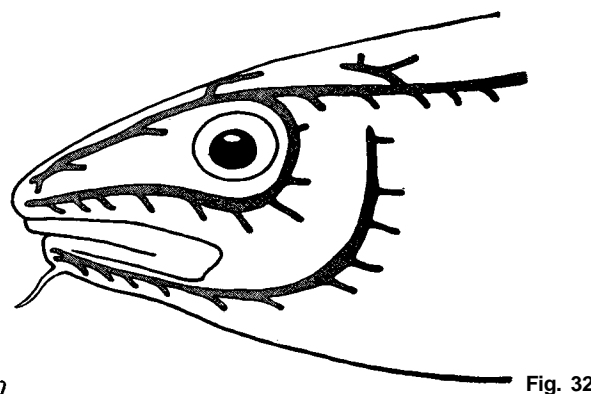
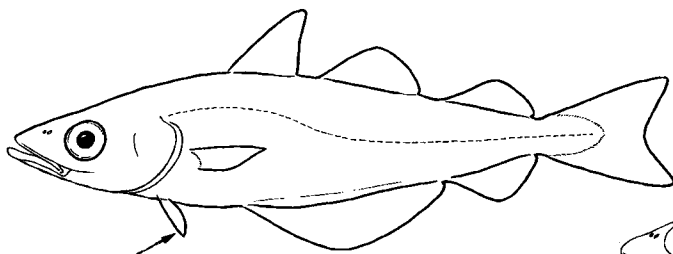
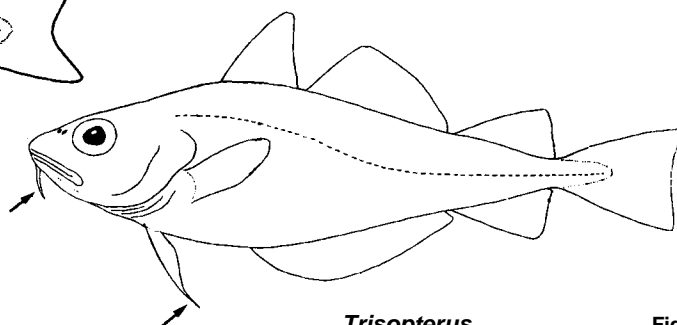


Fig. 32



Pollachius Fig. 33



Trisopterus Fig. 34

* Entered twice in key, under 4a and 11 b

6b. Chin barbel absent or small.... **Merlangius**
(Fig. 35)

2b. First anal fin base short, less than one-half of pre-anal length

7a. Eye large, greater than snout length. Mouth strongly oblique.....**Gadiculus**
(Fig. 36)

7b. Eye smaller, less than snout length. Mouth generally horizontal to moderately oblique

8a. No lateral line pores on head; although small papillae or pits may be present

9a. Lateral-line interrupted along its entire length on side of body (Figs 37, 38)

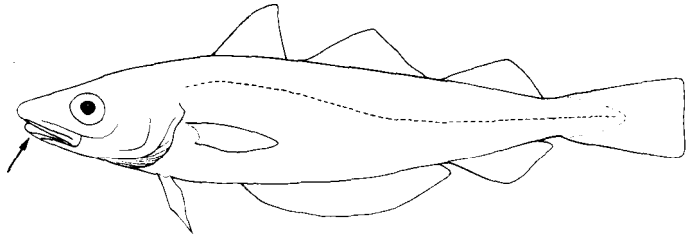
10a. Scales overlapping. Palatine teeth (on roof of mouth) sometimes present..... **Arctogadus**
(Fig. 37)

10b Scales very small, embedded and non overlapping. Palatine teeth never present **Boreogadus**
(Fig. 38)

9b. Lateral line continuous along all or part of its length (Fig. 39)


11a. Lateral line continuous to origin of second dorsal fin. Parapophyses expanded at their tips (Fig. 40a)..... **Eleginus**
(Fig. 39)

11b. Lateral line continuous to end of third dorsal fin. Parapophyses not expanded at their tips (Fig. 40b)... **Microgadus**
(Fig. 31)



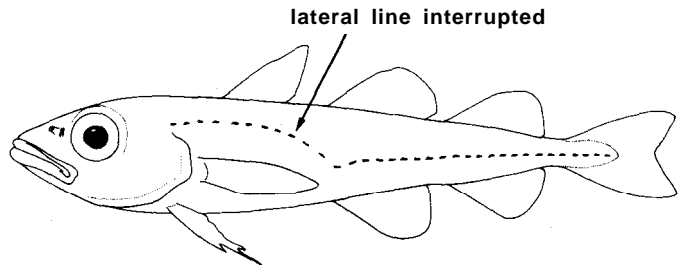
Merlangius

Fig.35



Gadiculus

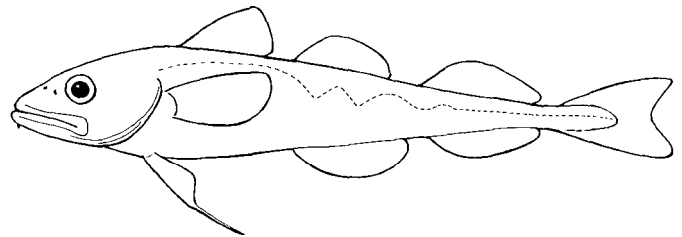
Fig. 36



lateral line interrupted

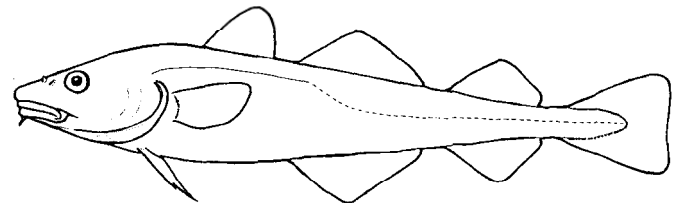
Arctogadus

Fig. 37



Boreogadus

Fig. 38



Eleginus

Fig. 39



a) **Eleginus**



b) **Microgadus**

parapophyses of pre-caudal vertebrae

vertebral column

Fig.40

8b. Lateral line pores present on head

12a. Lower jaw longer than upper ***Theragra***
(Fig. 41)

12b. Upper jaw longer than lower

13a. A large dark blotch above pectoral fin. Lateral line dark, continuous to end of body..... ***Melanogrammus***
(Fig. 42)

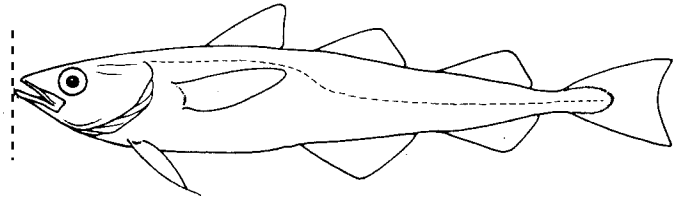
13b. No dark blotch above pectoral fin. Lateral line pale, interrupted posteriorly (Fig. 43) ***Gadus***

1 b. Anal fin one. Dorsal fins one or more, the last one (sometimes the only one) originating ahead of the level of the vent

14a. First dorsal ray followed by a row of small, fleshy filaments (Fig. 44)

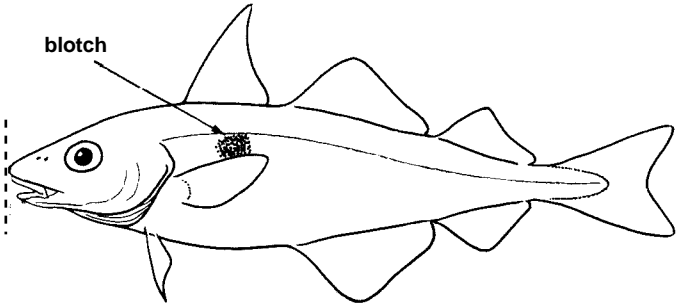
15a. Barbels on snout 2 (Fig. 46a)..... ***Gaidropsarus***
(Fig. 45)

15b. Barbels on snout three or more



Theragra

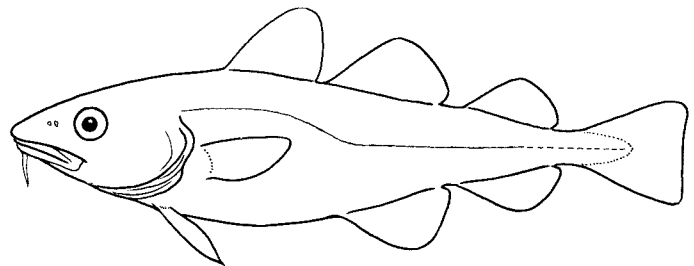
Fig. 41



blotch

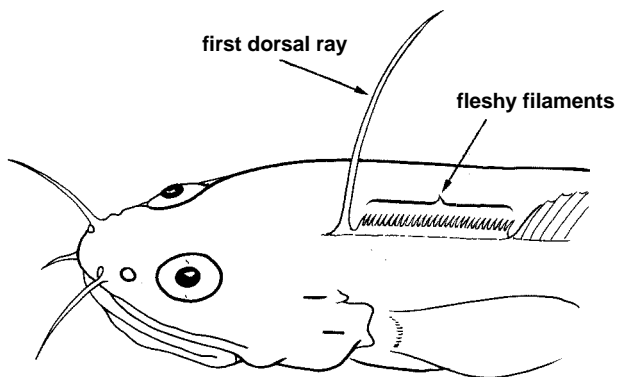
Melanogrammus

Fig. 42



Gadus

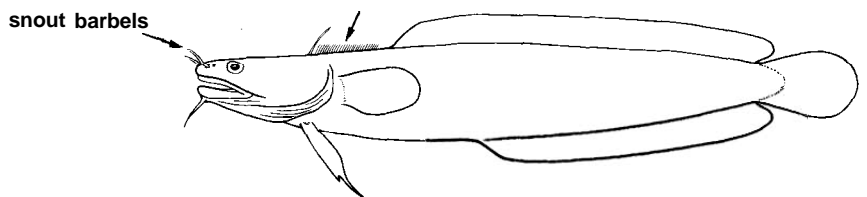
Fig. 43



first dorsal ray

fleshy filaments

Fig. 44



snout barbels

Gaidropsarus

Fig. 45

16a Barbels on snout 3 (Fig 46b).... **Enchelyopus**
(Fig. 47)

16b. Barbels on snout 4 or more (Fig. 46c).. **Ciliata**
(Fig. 48)

14b. First dorsal ray not followed by a row of small, fleshy filaments

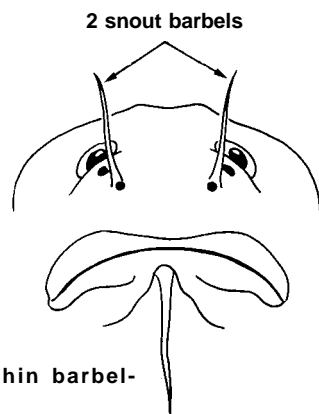
17a. Dorsal fin one **Brosme**
(Fig. 49)

17b. Dorsal fins two

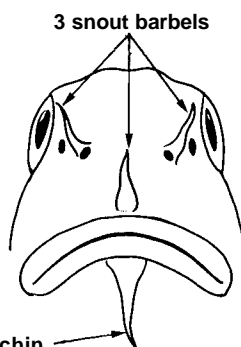
18a. First dorsal fin poorly developed, with three short rays (sometimes only one easily visible). Head notably depressed..... **Raniceps**
(Fig. 50)

18b. First dorsal fin well developed, with eight or more rays

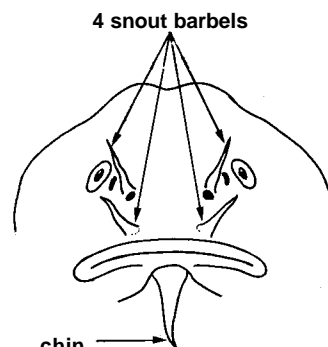
19a. Pelvic fin with two greatly elongated rays, extending beyond the tip of the pectoral fin and in many species beyond the beginning of the anal fin



a) **Gaidropsarus**



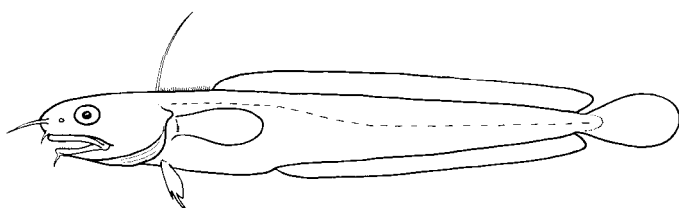
b) **Enchelyopus**



c) **Ciliata**

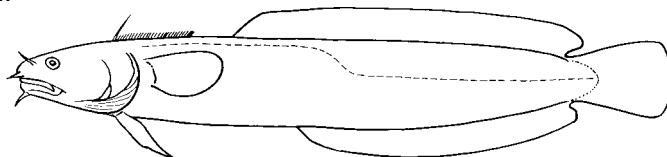
Front views of head

Fig: 46



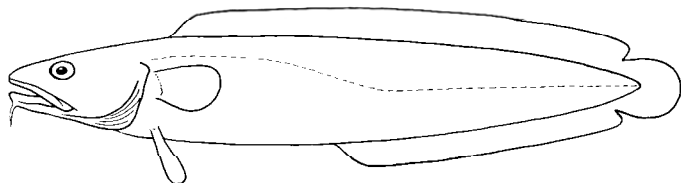
Enchelyopus

Fig. 47



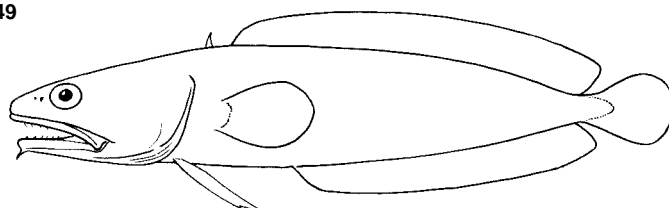
Ciliata

Fig. 48



Brosme

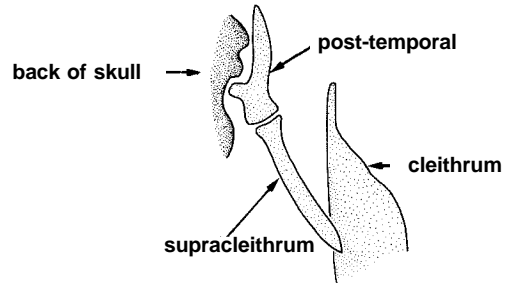
Fig. 49



Raniceps

Fig. 50

20a. Two well-developed bones (post temporal and supracleithrum) at top, front edge of shoulder girdle, loosely attached to back of skull and cleithrum (Fig. 51) **Phycis** (Fig. 52)

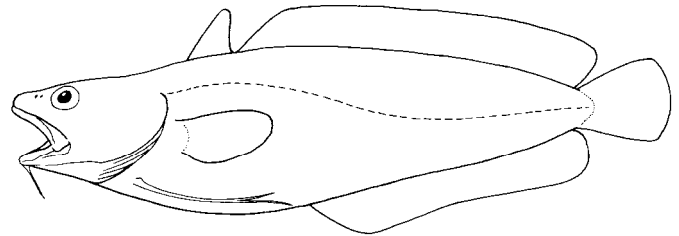


Phycis (pectoral girdle) Fig. 51

20b. Bones between back of skull and cleithrum very small or lacking..... **Urophycis** (Fig. 53)

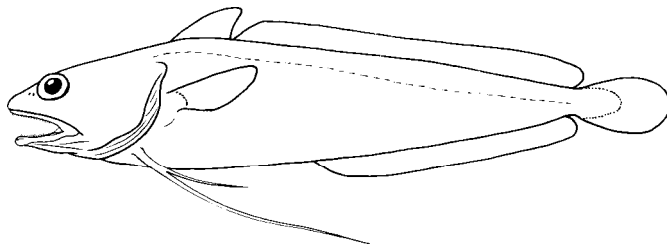
19b. Pelvic fin without two greatly elongate rays; tip of fin falling short of end of pectoral fin

21a. Anterior nostril with a prominent fleshy flap. No lateral line pores on head. Teeth all small and brushlike **Lota** (Fig. 54)

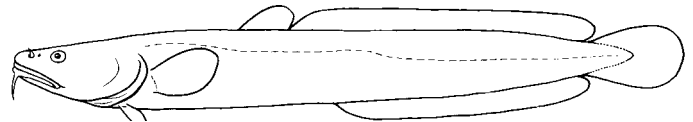
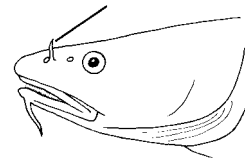


Phycis Fig. 52

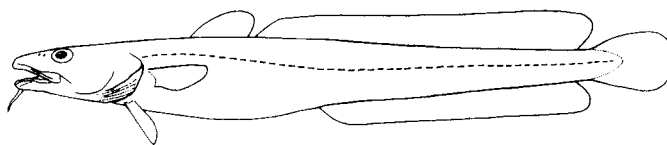
21b. Anterior nostril lacking fleshy tentacle. Lateral line pores present on head. Some teeth large and prominent **Molva** (Fig. 55)



Urophycis Fig. 53



Lota Fig. 54



Molva Fig. 55

Arctogadus

GADI Arc

Genus with Reference : *Arctogadus* Drjagin, 1932, Zool.Anz., 98: 151.

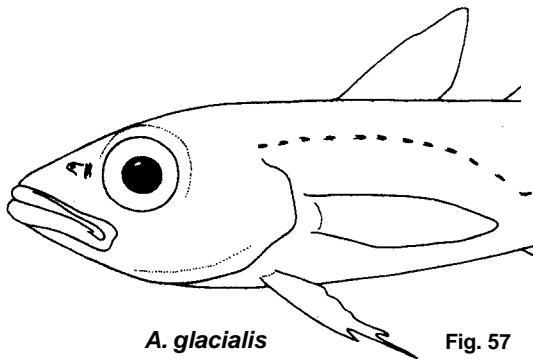
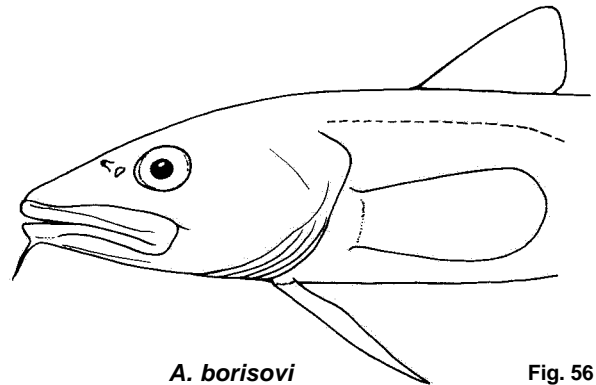
Diagnostic Features : Jaws of about equal length or lower jaw protruding. Palatine teeth almost always present. Three dorsal fins, two anal fins; all separate from each other; first anal fin base short, less than one-half of preanal distance. Scales overlapping. Lateral line interrupted along its entire length. No lateral-line pores on head.

Habitat, Distribution and Biology : Pelagic, often associated with ice at sea, *A. glacialis*, or in brackish water close to land (*A. borisovi*).

Interest to Fisheries : See species.

Key to species:

- 1a. Chin barbel well-developed (Fig. 56) *A. borisovi*
- 1b. Chin barbel rudimentary or absent (Fig. 57) *A. glacialis*



Arctogadus borisovi Drjagin, 1932

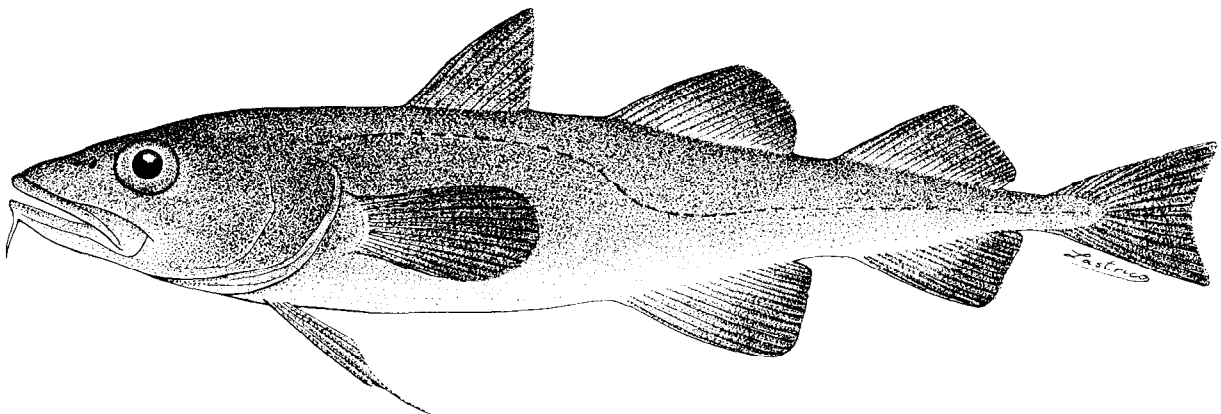
Fig. 58

GADI Arc 1

Scientific Name with Reference : *Arctogadus borisovi* Drjagin, 1932, Zool.Anz., 98: 151.

Synonyms : *Boreogadus pearyi* Nichols & Maxwell, 1933.

FAO Names : En - East Siberian cod.



(adapted from Svetovidov, 1948 and from Drjagin, 1932)

Fig. 58

Diagnostic Features : Chin barbel well-developed. Gill rakers on first arch 33 (31 to 35). Interorbital width 6.1% (5.1 to 7.0) of standard length; horizontal diameter of orbit 7.1% (6.2 to 8.5) of standard length. Not all specimens can be readily identified with these characters.

Geographical Distribution : Western half of Canadian Arctic coast, Arctic coasts of Siberia, also off northern and southern coasts of Greenland (Fig. 59).

Habitat and Biology : Mostly found near the bottom in littoral waters, but also far from shore, associated with pack ice. Entering low-salinity river mouths according to Andriashev (1954), avoiding low salinities according to Moskalenko (1960).

Size : Reaches at least 50 cm total length.

Interest to Fisheries : Probably taken as bycatch in trawls, but of very little economic value.

Literature : Andriashev (1954); Moskalenko (1960); Nielsen & Jensen (1967); Andriashev et al. (1980).

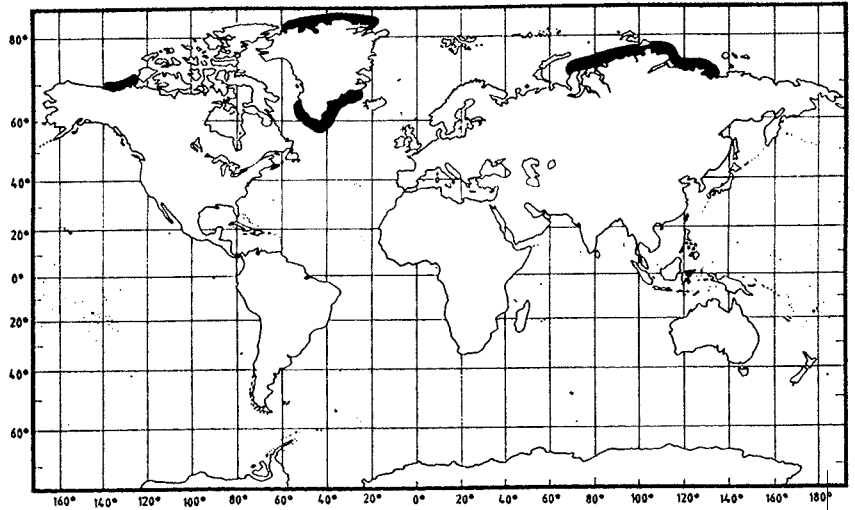


Fig. 59

Arctogadus glacialis (Peters, 1874)

Fig. 60

GADI Arc 2

Scientific Name with Reference : *Gadus glacialis* Peters, 1874, Die seitte deutsche Nordpolarfahrt., Zweiter Bd.:2.

Synonyms : *Phocaegadus megalops* Jensen, 1948.

FAO Names : **En** - Artic cod; **Fr** - Morue arctique; **Sp** - Bacalao del Artico.

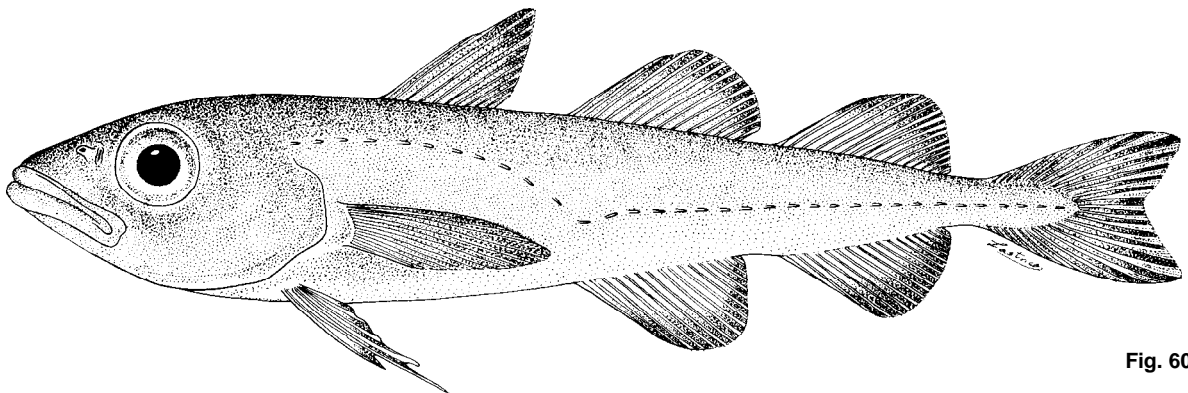


Fig. 60

Diagnostic Features : Chin barbel rudimentary or absent. Gill rakers on first arch 30 (27 to 34). Interorbital width 5.6% (4.4 to 6.8) of standard length; horizontal diameter of orbit 9.0% (8.0 to 11.0) of standard length. Not all specimens can be readily identified with these characters.

Geographical Distribution : Apparently widely distributed in western part of arctic basin, also northwest and northeast coasts of Greenland (Fig. 61).

Habitat and Biology : A pelagic species, associated with ice, found mainly in offshore waters, at or beyond the edge of the continental shelf, from the surface to about 1 000 m depth. No information is available on its biology.

Size : Reaches at least 32.5 cm total length.

Interest to Fisheries : Caught by Norway with trawls between 230 and 930 m depth. The major fishing grounds are located in the north-eastern part of the East Siberian Sea, off East Greenland (Sabine Island), and north of the Baffin Sea (74 to 77°N). It is used as fish meal and oil, and has little importance as food.

Literature : Nielsen & Jensen (1967); Andriashev *et al.* (1980).

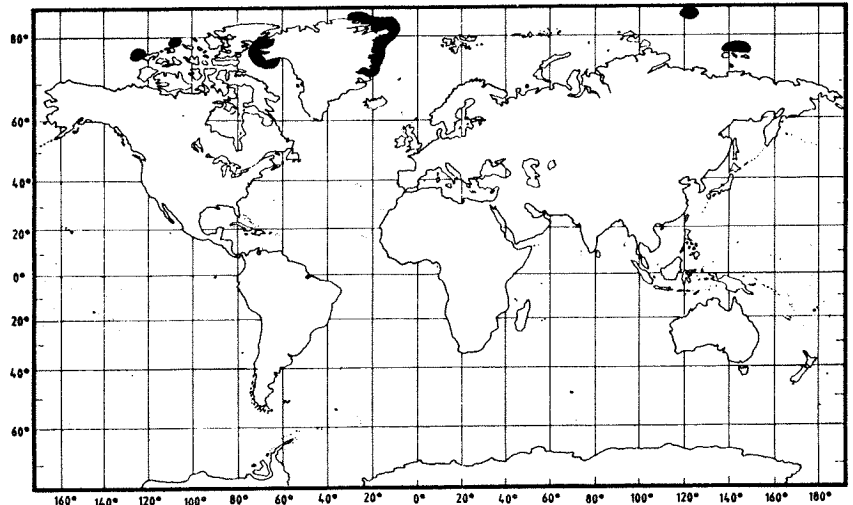


Fig. 61

Boreogadus

GADI Bor 1

Genus with Reference : *Boreogadus* Günther, 1862, *Cat.Fish.*, 4:336.

Diagnostic Features : See species.

Remarks : A single species presently recognized (see Andriashev, 1954).

Boreogadus saida (Lepechin, 1774)

Fig. 62

GADI Bor 1

Scientific Name with Reference : *Gadus saida* Lepechin, 1774, *Novi Comment.Acad.Sci.Petropol.*, 18:512

Synonyms : *Merlangus Polaris* Sabine, 1824; *Gadus fabricii* Richardson, 1836; *Gadus agilis* Reinhardt, 1838; *Pollachius Polaris*, Gill, 1862; *Boreogadus Polaris*, Gill, 1863.

FAO Names : En - Polar cod; Fr - Morue polaire; Sp - Bacalao polar




Fig. 62

(after Betsofen, ed., 1949)

Diagnostic Features : Jaws of about equal length or lower jaw slightly longer. Chin barbel very small. Palatine teeth always absent. Three dorsal fins, two anal fins, all separate from each other; first anal fin base short, less than one-half of preanal distance; caudal fin deeply concave. Pectoral fin reaching beyond end of first dorsal fin; pelvic fin with a slightly elongated ray. Lateral line interrupted along its entire length, variable in position. No lateral line pores on head. Scales small and embedded, not overlapping. **Colour** : along back brownish, with many fine dark points; sides and belly silvery; fins dusky, with pale margins.

Geographical Distribution : Found throughout the entire north polar basin, around Greenland and Iceland, into Hudson Bay and in the north and northwest Bering Sea (Fig. 63).

Habitat and Biology : The Arctic cod is circumpolar and occurs in coastal habitats during both summer and winter. In the Beaufort Sea, it is also found in brackish lagoons and in almost fresh water in river mouths. Although associated with the occurrence of ice (White Sea), the Arctic cod is present in ice-free nearshore waters (Alaska); also found at 50-175 km offshore in the Beaufort and Chukchi Seas, at depths of 40 to 400 m. This fish is tolerant of widely fluctuating temperatures, salinities, and turbidities.

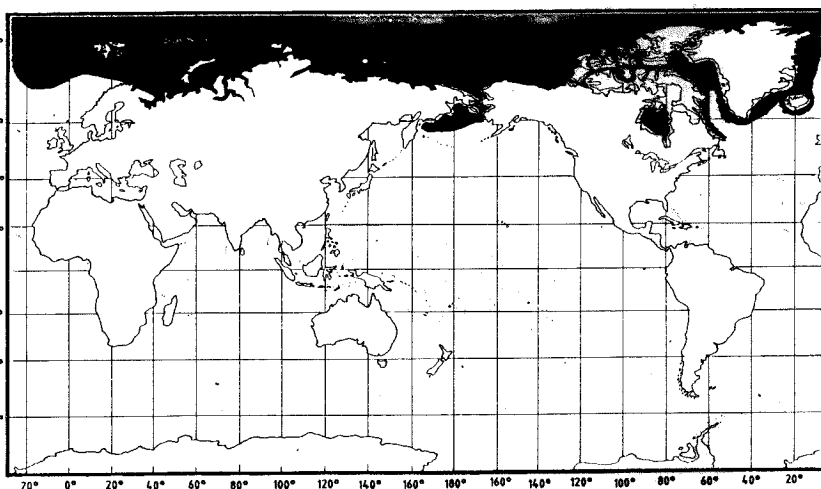


Fig. 63

Migration patterns are unknown, except for a prespawning migration to nearshore waters in late summer in the Beaufort Sea. The Barents Sea stock also undertakes winter mass migrations into the White Sea for spawning.

In the Beaufort Sea, most mature males are 2 to 3 years old, whereas most mature females are 3 years old. These ages at first maturity are similar to those reported for the northwest Atlantic and Soviet stocks. In Cheshskaya Bay (White Sea), sexual maturity occurs in the 4th to 5th year of life. A predominance of females among older fish is reported in most populations of Arctic cod (74% females in populations of 3 to 6 years old fish).

Arctic cod spawns once in its lifetime Its fecundity is 9 000 to 21 000 eggs, on average 11 900 eggs per females. The spawning season extends from late November to early February in the Beaufort Sea, from end of December to February in Soviet waters, and from January to February (sometimes April) in the White Sea. Although spawning occurs in the coastal areas of the Beaufort Sea and under the shore ice of the White and Barents Seas, the relative importance of nearshore sites compared with regions farther offshore for spawning remains unknown.

Because of the unpredictable conditions of its environment, Arctic cod is an r-selected species with early maturity, rapid growth, production of larger numbers of offspring at a given parental size, small body size, high rates of mortality, and shorter life span. Lagoon and coastal fish are larger at each age than those from deep offshore waters, since warmer coastal waters provide more favourable growth conditions. In Simpson lagoon (Beaufort Sea), a 1 year individual may attain 60 mm total length (usually 21 mm), and older fish vary from 45-257 mm (usually 60-170 mm) while the largest fish offshore usually vary from 60 - 110 mm; the maximum age is 6-7 years.

Arctic cod feed mostly on epibenthic mysids and also on amphipods and copepods. For those that are under the ice surface in offshore waters, fish is the principal food item during the winter. Although they prefer to eat mysids, the dietary importance and proportions of the major groups of prey are based on prey availability. For example, the food of some of the specimens examined in the White Sea consisted exclusively of young shrimp.

It is an important food-fish for many of the larger mammals and birds of the Arctic seas.

Size : Reaches 40 cm total length; common to 25 cm

Interest to Fisheries : Arctic cod used to be intensively fished by USSR, Norway, Danish and German Dm Rp vessels using bottom- and mid-water trawls. The fishing grounds are the European part of USSR, Barents and White Seas, and the northwest Atlantic. The fish is pursued from January through May producing massive catches during February. In 1984, world catches totalled 23 709 metric tons, and after that year they declined steadily, although the stocks are little affected by-fishing because r-selected species can support higher levels of fishing mortality and have a quicker recovery time. The total catch reported for 1987 in the FAO Yearbook for Fishery Statistics is 11 713 metric tons, all taken by USSR.

In Canadian waters, Arctic cod has a limited commercial value because it is small and apparently not abundant. The flesh is said to be of low quality. It is exploited in a minor way as an industrial fish, but has great potential for increased catches. Its major utilization by Norwegians is for fish meal and oil.

Local Names : CANADA: Arctic cod, Polar cod; DENMARK : Polartorsk; GERMANY : Polardorsch; NORWAY : Polartorsk; USA: Arctic cod, Polar cod; USSR : Saika.

Literature : Jensen (1948); Andriashev (1954); Moskalenko (1964); Leim & Scott (1966); Wheeler (1978); Altukhov (1979); Craig *et al.* (1982).

Brosme

GADI Bro

Genus with Reference : *Brosme* Cuvier in Oken, 1817, *Isis*: 1182.

Diagnostic Features : See species.

Remarks : A single species in the genus.

***Brosme brosme* (Ascanius, 1772)**

Fig. 64

GADI Bro 1

Scientific Name with Reference : *Gadus brosme* Ascanius, 1772, *Icones Rerum*, 2:7.

Synonyms : *Gadus torsk* Bonnaterre, 1788; *Gadus lubb* Euphrasen, 1794; *Blennius torsk*, Lacepède; *Enchelyopus brosme* Bloch & Schneider, 1801; *Brosmius flawesny* LeSueur, 1819; *Brosmius vulgaris* Fleming, 1828; *Brosmius scotica* Swainson, 1839; *Brosmius flavescens* Günther, 1862; *Brosmius americanus* Gill, 1863; *Brosmius brosme*, Gill, 1863.

FAO Names : En - Tusk (= Cusk); Fr - Brosme; Sp - Brosmio

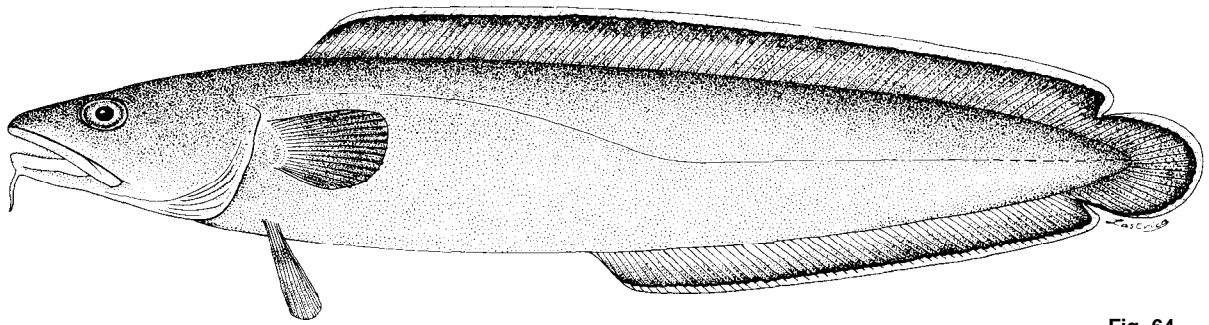


Fig. 64

(after Bigelow & Schroeder, 1953)

Diagnostic Features : Upper jaw slightly longer than lower. Barbel present on chin; none on snout. Single, long-based dorsal and anal fins, partly connected at their posterior ends to the rounded caudal fin; pectoral fin falling short of anal fin origin. No elongated rays in the fleshy pelvic fin. Lateral line continuous until slightly before the caudal peduncle. Lateral line pores present on head. **Colour** : variable; dorsally dark red-brown or green-brown to yellow shading into pale colour on belly. Young fish may have six transverse yellow bands on sides. The most characteristic colour pattern is on the vertical fins, which have dark margin rimmed with white.

Geographical Distribution : Western north Atlantic from New Jersey to the Strait of Belle Isle and on the Grand Banks of Newfoundland. Rare at the southern tip of Greenland. Found off Iceland, in the northern North Sea, and along the coasts of Scandinavia to the Murmansk Coast and at Spitzbergen (Fig. 65).

Habitat and Biology : The tusk lives alone or in small shoals on rough, rock, gravel, or pebble bottoms of both sides of the North Atlantic. In the Gulf of Maine, it is occasionally found on mud with hakes, and in Norwegian waters, it often lurks among gorgonian corals. Seldom found on smooth, clean sand.

Generally keeps far from the shore, near the bottom, at depths from 20 to 1 000 m, mostly between 150 and 450 m in the northeastern Atlantic (except in the Faeroe Channel where it has been caught at 954 m), and between 18 and 549 m in the northwestern Atlantic. Never found near the shore or at depths of less than 20-30 m. It tolerates a temperature range from 0 to 10°C.

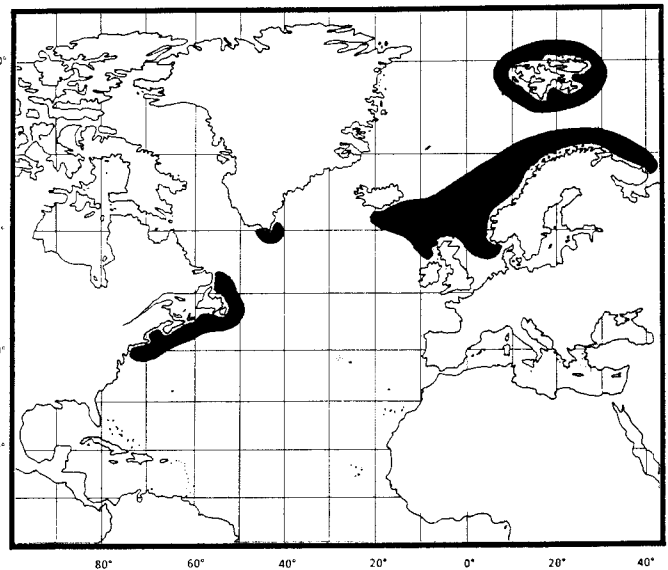


Fig. 65

The tusk moves little from bank to bank and there is no definite evidence of seasonal onshore or offshore migrations. While remaining in the same region, it undertakes only local migrations from greater to lesser depths. It is found alone or in small aggregations, not forming large schools such as do other gadoids.

First maturity is reached at 8-10 years (50 cm length). Tusk is among the more prolific of fishes and a female of medium size can lay up to 2 million eggs which develop close to the surface. Spawning occurs in spring and early summer (April to July) on both sides of the Atlantic. Spawning grounds are distributed practically throughout the entire range, but the most important ones are between Scotland and Iceland. In the eastern Atlantic, they are located on the edge of the Shetland Islands, Faeroes and Iceland slopes, from 200 to 500 m depth, and in the northern part of the North Sea, along the 100-200 m isobaths. However, in the Gulf of Maine, the chief production of eggs probably takes place in shallower waters (but not less than 50 m) since most of the stock lives in lesser depths there. Some individuals probably even spawn close inshore in Cape Cod, Provincetown Harbour, and the Isles of Shoals. Up to 5 cm length, young are pelagic, then becoming benthic.

The growth rate is slow: at age 6 the fish is about 22 cm; at 7 it varies from 26 to 37 cm; at 8 from 36 to 48 cm; and at 15 from 60 to 80 cm. It lives for a maximum of about 20 years.

It feeds mostly on crustaceans and shellfishes, and also on benthic fishes (flatfishes and gurnard) and even on starfishes.

Size : The maximum size is 110 cm although cusk is more common from 60 to 95 cm in the eastern, and from 50 to 80 cm in the western North Atlantic.

Interest to Fisheries : The total catch reported in the FAO Yearbook of Fishery Statistics for 1987 is 46 254 metric tons. Tusk is fished by Canada (3 960 t in 1987) and USA (1 390 t in 1987) in the North West Atlantic, especially in the Gulf of Maine. Off Cape Cod, it is mostly caught incidental to cod fishing. In its eastern distribution, it is mostly taken by Norway (30 082 t in 1987), Faeroe Islands (6 600 t), Iceland (2 984 t), with major fishing grounds off the north coast of the British Isles, Denmark, the Northern part of the North Sea, Kattegat to Iceland, and the Murmansk coast. Along USSR shores, it is rare and cannot be considered a commercial fish.

The decreased landings of the North American fisheries in recent years are due to the change from longlining to otter trawls; tusk is not a good trawl fish since it frequents rough bottoms.

Tusk is caught with otter trawls and on hard bottoms, with longlines. It is also taken in the Gulf of Maine by sportsmen fishing for groundfish in general.

Utilization: fresh or frozen as fillets, but also dried, salted, and in brine

Local Names : BELGIUM: Lom; CANADA: Cusk, Torsk, Tusk; DENMARK: Brosme; FRANCE: Brosme; GERMANY : Lumb; NETHERLANDS: Lom; NORWAY : Brosme; SWEDEN : Lubb, Lumb; UK: Cusk, Torsk, Tusk; USA: Cusk, Torsk, Tusk; USSR : Menek, Menyok.

Literature : Bigelow & Schroeder (1953); Andriashev (1954); Svetovidov (1962); Leim & Scott (1966); Quero (1984).

Ciliata

GADI Cil

Genus with Reference : *Ciliata* Couch, 1832, Mag.nat.Hist., 5:15.

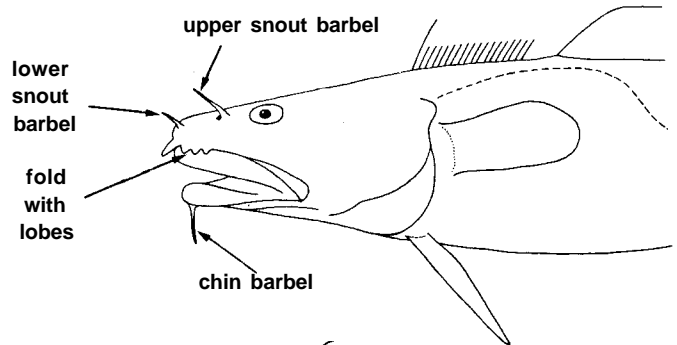
Diagnostic Features : A barbel on chin and four or more barbels on snout. First dorsal ray followed by a row of small, fleshy filaments; anal fin single, not indented; pectoral fin falling far short of anal fin origin. Lateral line interrupted along its entire length.

Habitat, Distribution and Biology : Found in the northeastern Atlantic, from the intertidal zone to 90 m depth, living on the bottom.

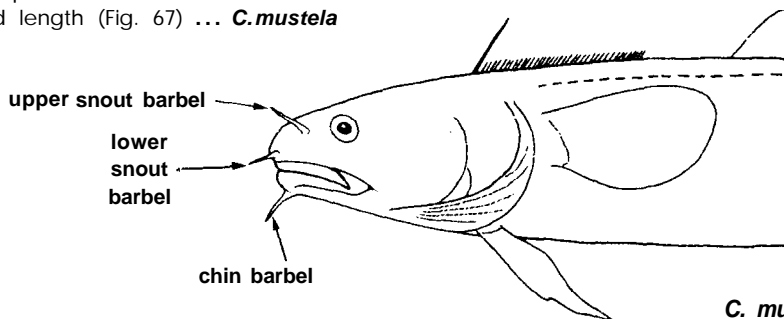
Interest to Fisheries : Practically none.

Key to species:

- 1a. A fold of skin above the upper lip with three pairs of lobes or snout barbels. Head less than five times in standard length (Fig. 66) ***C. septentrionalis***
- 1b. No fold of skin with lobes or barbels above the upper lip. Head more than five times in standard length (Fig. 67) ... ***C. mustela***



C. septentrionalis Fig. 66

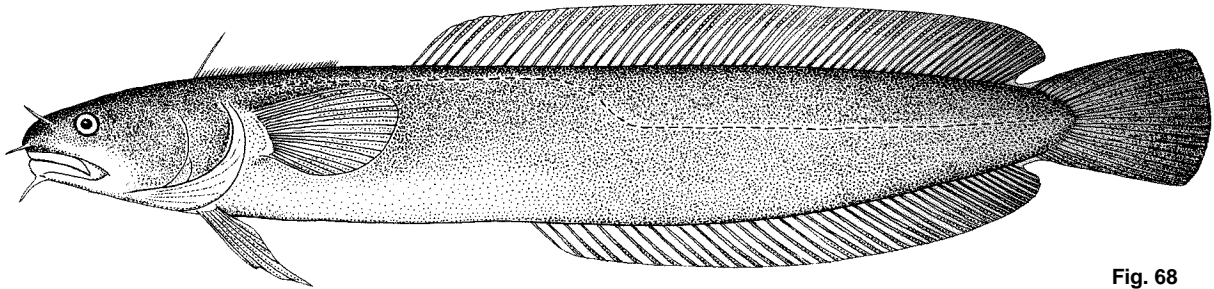


C. mustela Fig. 67

Ciliata mustela (Linnaeus, 1758)

Fig. 68

GADI Cil 1

Scientific Name with Reference : *Gadus mustela* Linnaeus, 1758, *Syst.Nat.*, ed X:255**Synonyms** : *Ciliata glauca* Couch, 1832; *Motella (Couchia) argenteola* Duben & Koren, 1846; *Enchelyopus mustela*, Gronow, 1854; *Couchia minor* Thompson, 1856; *Couchia glauca* Thompson, 1856; *Molvella borealis* Kaup, 1858; *Motella mustela*, Moreau, 1881; *Onos mustela*, Smitt, 1893; *Gaidropsarus mustela*, Lozano Rey, 1960.**FAO Names** : En - Fivebeard rockling; Fr - Motelle à cinq barbillons.

(after Svetovidov, 1948)

Fig. 68

Diagnostic Features : Head relatively small, more than five times in standard length. No lobed fold of skin above upper lip. **Colour** : dark brown dorsally, reddish to blackish shading to pale grey-brown ventrally.**Geographical Distribution** : From Lisbon north to Finnmark, around the British Isles, in the Skagerrak and Kattegat and Iceland (Fig. 69).**Habitat and Biology** : A common fish in the intertidal zone. Generally keeps close to the shore, not descending to great depths beyond the limits of the distribution of green algae (20 m), preferring rock bottoms but also living on sandy, muddy, and shell gravel bottoms.

Both males and females reach first maturity at 1 year and depending on their size, females lay 9 000 to 30 000 eggs. Breeds in deeper waters from February to May off the West Irish coast. Eggs and larvae are pelagic.

Female growth rate is higher than that of males: at 1 year, females are 14 cm long and males 11-13 cm, and at 2 years, they measure 20 and 17 cm respectively. Lives up to 3 years.

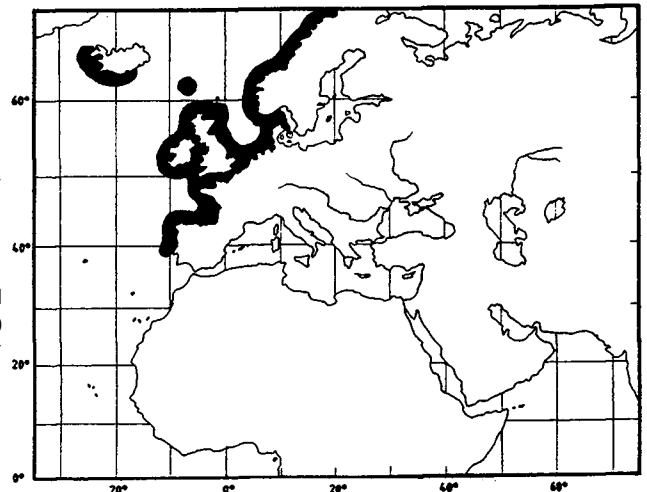


Fig. 69

Feeds on crustaceans, mostly isopods, amphipods, crabs, shrimps, copepods and ostracods. Sometimes also on algae, polychaetes, gastropods and occasionally, small fish.

Size : Maximum to 25 cm total length**Interest to Fisheries** : No commercial value**Local Names** : BELGIUM: Lompje, Zeepuitaal; DENMARK: Femtradet Hawkvabbe; FRANCE: Motelle à cinq barbillons; GERMANY: Fünfbärtelige Seequappe; NETHERLANDS: Lompje, Zeepuitaal; NORWAY: Firtraadet Tang-Brosme; UK: Fivebeard rockling.**Literature** : Svetovidov (1948); Wheeler (1969, 1978); Quero (1984)

Ciliata septentrionalis (Collett, 1875)

Fig. 70

GADI Cil 2

Scientific Name with Reference : *Motella septentrionalis* Collett, 1875, *Ann.Mag.nat.Hist.*, (4)15:82

Synonyms : *Onos septentrionalis*, Collett, 1880; *Gaidropsarus septentrionalis*, Collett, 1903.

FAO Names : En - Northern rockling.

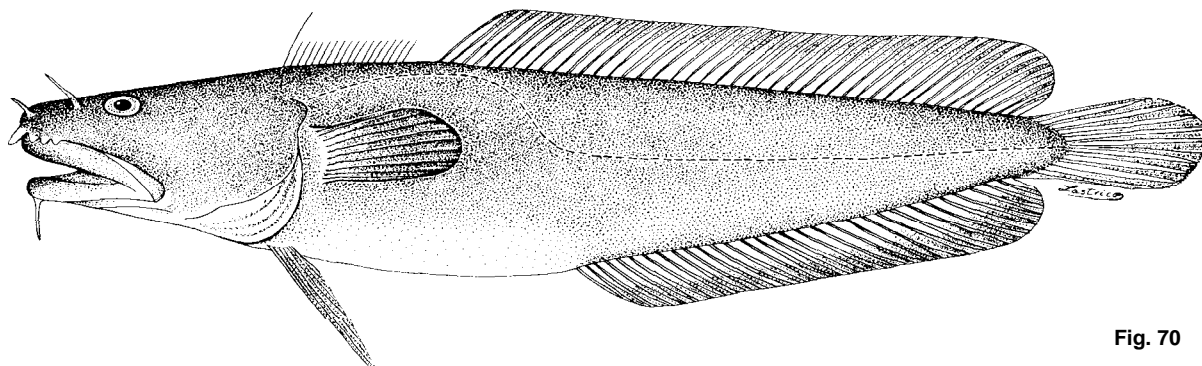


Fig. 70

Diagnostic Features : Head relatively large, less than five times in standard length. A fold of skin above the upper lip with three pairs of lobes or small barbels. In males, the jaw extends well past the eye; in females, only slightly past the eye.

Geographical Distribution : Around the British Isles and northward along the European coast to northern Norway; also at the Faeroe Islands and Iceland (Fig. 71).

Habitat and Biology : From the sublittoral zone to 90 m depth, but most common from 10 to 50 m on rock, sand or mud bottoms.

Size : Reaches 20 cm total length.

Interest to Fisheries : Practically none.

Local Names : NORWAY: Nordisk Tangbrosme; UK : Northern rockling.

Literature : Wheeler (1969, 1978)

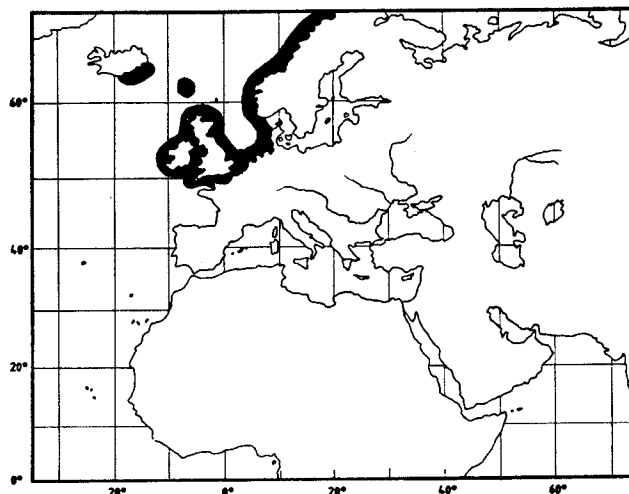


Fig. 71

Eleginus

GADI Ele

Genus with Reference : *Eleginus* G. Fischer, 1812-13, *Mem.Soc.Nat.Moscou*, 4:252-57

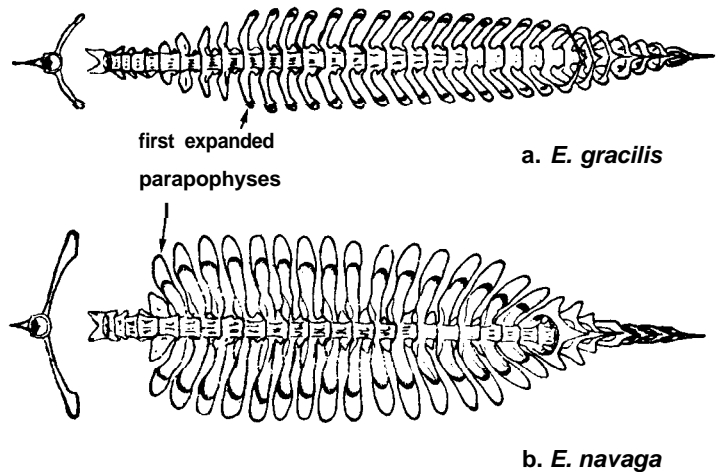
Diagnostic Features : Upper jaw slightly longer than lower. Three dorsal and two anal fins, distinctly separated from each other; first anal fin base short, less than one-half of preanal distance; pectoral fins falling short of anal fin origin; pelvic fins with a slightly elongated ray; rear margin of caudal fin nearly straight. Lateral line continuous to about origin of second dorsal fin. Head lacking lateral-line pores. Tips of parapophyses on some vertebral centra swollen and hollow, containing outpouchings of swimbladder.

Habitat, Distribution and Biology : Coastal areas to 60 m depth. Also found in brackish to fresh tidal waters. Boreal North Pacific and adjacent Arctic waters, including Arctic coast of Europe.

Interest to Fisheries : Abundant fishes in some parts of their range.

Key to species:

- 1a. Expanded parapophyses begin on about centrum 9 or 10 (Fig. 72a). Gill rakers on first arch 14 to 25***E. gracilis***
- 1b. Expanded parapophyses begin on about centrum 5 (Fig. 72b). Gill rakers on first arch 19 to 31 ***E. navaga***



Ventral view of vertebral column showing parapophyses
(from Svetovidov, 1948)

Fig. 72

Eleginus gracilis (Tilesius, 1810)


Fig. 73

GADI Ele 1

Scientific Name with Reference : *Gadus gracilis* Tilesius, 1810, Mem.Acad.Sci.Petersb., 2:354

Synonyms : *Gadus wachna* Pallas, 1811; *Eleginus navaga gracilis*, Schmidt, 1904.

FAO Names : **En** - Saffron cod; **Fr** - Morue boréale; **Sp** - Bacalao boreal.



(after Masuda et al., 1984)

Fig. 73

Diagnostic Features : Expanded parapophyses beginning on about vertebral centrum 9 or 10 swollen and hollow, containing outpouchings of the swimbladder; gill rakers 14 to 25. **Colour** : dorsally dark grey-green to brown, mottled; pale ventrally.

Geographical Distribution : North Pacific from the Yellow Sea in the southwest to Sitka in the southeast. Beyond the Bering Strait in the Chukchi Sea and east to Dease Strait (south coast of Victoria Island). Precise delimitation of the range depends on additional taxonomic study (Fig. 74).

Habitat and Biology : Occurs in shallow coastal waters at less than 60 m depth in the Arctic and western Pacific, and at less than 50 m depth in the northeastern Bering Sea and western Alaska, Norton Sound. It has been found, however, off northern Japan, on the continental shelf edge at 200 m depth. The Saffron cod also enters brackish and even fresh waters, occurring quite far up rivers and streams, but remaining within regions of tidal influence.

Migrations are not extensive. The juveniles are not migratory and stay in shallow water throughout the year, whereas adults undertake restricted seasonal migrations associated with spawning, feeding and changes in water temperature. The migration pattern could be summarized as winter inshore and summer offshore (or less inshore): in early winter, the fish move from the coast or estuaries into adjacent sand-pebble areas for spawning. After spawning,

they return to silty bottoms or estuarine areas where they feed. They spend the winter under the ice cover and in early spring, when the water warms up, they move offshore to the cold and highly saline waters of the open sea. However, the southern Kuril population spends the autumn-winter period in the open sea at depths of 100 to 200 m because the absence of temperature conditions necessary for spawning in August-October in the coastal shallow zone compels the fish to migrate into colder waters.

The Saffron cod begin to mature during their third year of life in Norton Sound, western Alaska. Similar observations made in the western Pacific, northern Tatar Strait, and northern Sea of Okhotsk report the first maturity to occur at 2 to 3 years of life for both sexes.

Fecundity varies with geographical region. It decreases from east to west in the European Arctic and from south to north in western Pacific waters. Furthermore, individual fecundity increases with body length, weight and age. In the Gulf of Sakhalin, a two year-old fish (17 cm length) has a minimum fecundity of 4 900 eggs while a 9 year-old individual (47 cm length) in the Gulf of Terpenie can lay a maximum of 680 000 eggs. Thus, the maximum fecundity is 139 times higher than the minimum. For example, a 20-35 cm fish along the USSR Pacific coast (Tatar Strait) has an estimated fecundity of 29 000-124 000 eggs.

The Saffron cod spawns once a year, 5 to 7 times in its life, and sometimes even 9-10 times for those fish that live up to 10-14 years. Throughout its distribution area, spawning occurs during January-February in coastal zones of bays and inlets, on sand-gravel substrate and in strong tidal currents, at depths of 2-10 m, with the exception of the Gulf of Terpenie stock that spawns at depths of 25-32 m. There are indications that the eggs are adhesive. Although spawning occurs at the same temperatures and salinities, larvae hatch out in early spring (April-May) in the Arctic or northernmost portions of the western Pacific, and somewhat later (during warming) in waters farther south, such as the Sea of Japan.

The growth rate differs by sex and depends on the amount of forage available. Highest growth rates occur in fish that mature earlier. Generally speaking, growth is relatively slow; it is somewhat faster in the western Pacific stocks (except in parts of the Sea of Okhotsk, where it is slow in comparison with some Arctic stocks) than in the Arctic ones, although they die younger. In the western Pacific distribution of the species, the size of a 3 year-old fish varies from 18.8 to 35.4 cm (mostly 29-35 cm), while in the Barents and Kara seas, it ranges between 16.5 and 20.7 cm. An 8-9 year-old fish in the western Pacific is about 53 cm long while the largest specimen found in Arctic waters was 44 cm. The rate of natural mortality is high, 60-80% annually, and less than 1% of the stock survives past 5 years. The maximum age decreases southward: 11-12 years in Yama inlet and the Gulf of Terpenie; 9-10 years in the other regions of Sakhalin; 7-8 years in Gulf of Peter the Great and off the southern Kurils.

Juveniles and adults are opportunistic epibenthic feeders; juveniles feed on fish, mysids, decapods, and amphipods. Feeding starts in summer and goes on until the winter spawning. It is then reduced and resumes in mid-winter after reproduction.

Size : Reaches at least 55 cm total length.

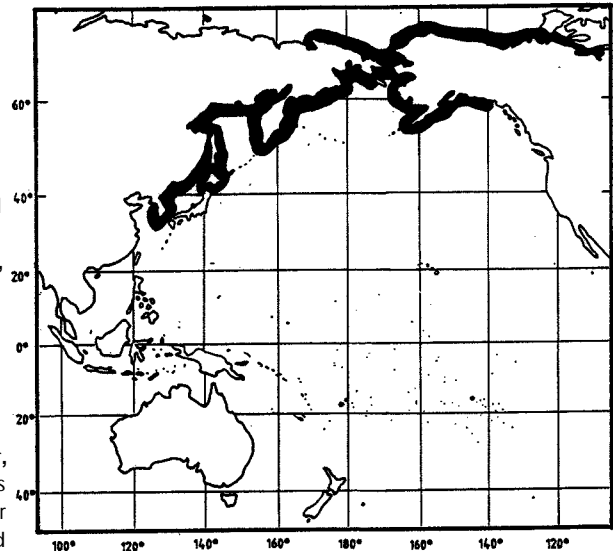


Fig. 74

Interest to Fisheries : Taken commercially in many areas of the northwestern Pacific and harvested for almost 100 years. Until 1973, total catches fluctuated between 6 600-22 300 t annually, they increased continuously in recent years to an average of 39 000 t/year between 1977 and 1980. The major fishing grounds are in the western North Pacific: Peter the Great Bay, Sakhalin region, Sea of Okhotsk and Kamchatka waters. Fishing is carried out during late autumn and winter by the USSR and, in Norton Sound, by Alaskan fishermen. Fishing gear used are not highly mechanized and include hook and line, beach and danish seines, gill nets, hoop-nets, fyke nets, and trawls. The catch reported for 1987 in the FAO Yearbook of Fishery Statistics is 27 929 t, all taken in the northwestern Pacific by USSR.

The size of the saffron cod does not permit its substitution into existing Pacific cod and walleye pollock markets and costs would not permit it to be profitably used in the pet food industry. It is used for human consumption in USSR, fresh or frozen

Local Names: USSR: Navaga

Literature : Svetovidov (1965); Safronov (1981); Wolotira (1985)

Remarks : Taxonomic problems remain to be solved.

***Eleginus navaga* (Pallas, 1811)**

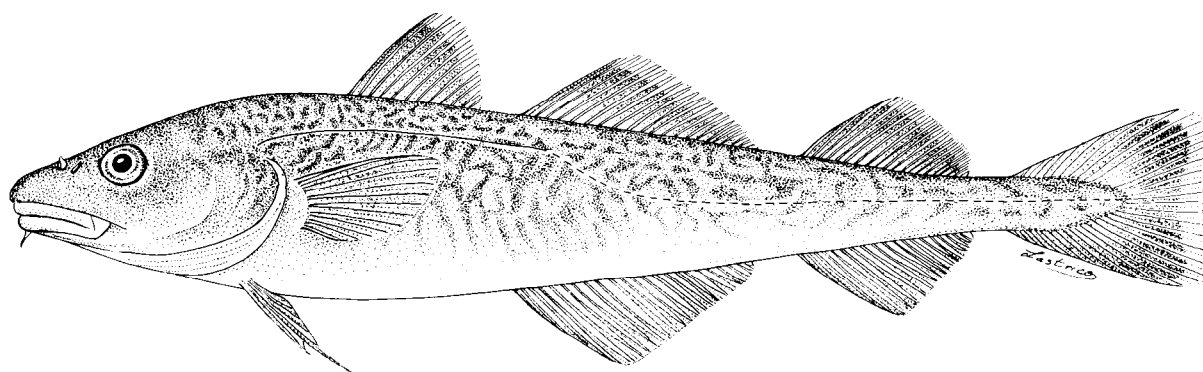
Fig. 75

GADI Ele 2

Scientific Name with Reference : *Gadus navaga* Pallas, 1811, *Zoogr.- Rosso Asiat.*, 3: 19.

Synonyms : *Eleginus navaga navaga* Esipov, 1941; *Eleginus navaga karaensis* Esipov, 1941

FAO Names : En - Navaga; Fr - Morue arctique; Sp - Bacalao del Artico.



(after Svetovidov, 1948)

Fig. 75

Diagnostic Features : Expanded parapophyses beginning on about vertebral centrum 5, swollen and hollow, containing outpouchings of the swimbladder; gill rakers 19 to 31. **Colour:** brownish dorsally, with small dark blotches; pale ventrally.

Geographical Distribution : Arctic Ocean in the White, Barents and Kara Seas. Precise delimitation of the range depends upon additional taxonomic research (Fig. 76).

Habitat and Biology : Lives in the coastal, sublittoral zone of the White Sea and Arctic coasts of Europe where it reflects a broad adaptation to the ecological conditions of the Arctic. It is found at shallow depths, along shores with soft, muddy bottoms, close to the ice and on the continental shelf. It sometimes forms large schools under the ice. It is often caught in greatly freshened and at times completely fresh water, entering the mouths and tidal zones of rivers and traveling upstream. Not found in the open sea or at great depths.

This species does not undertake extensive migrations except for daily feeding.

Reaches sexual maturity in the third or fourth year. Females produce between 6 000 and 90 000 eggs per year.

In winter, before spawning, it gathers in great numbers close to shore, and enters the mouths and upper parts of rivers into areas that are under tidal influence. For spawning, the Navaga moves from the shores and river mouths to greater depths (8-10 m) over sandy or rocky bottoms, usually in January. Spawning sites are distributed in channels between islands or in depressions between the shore and shallow banks with strong tidal currents.

Eggs sink to the sea-bed, but are not adhesive. Development of the eggs occurs only in salt water; they perish in fresh water.

Under normal temperature conditions, the main mass of spawning Navaga consists of 2 to 4 year-olds whose dimensions are: 18 cm total length at 2 years, and 21 cm (Unshaya Inlet) at 3 years. Usual sizes in the White Sea are 15-23 cm, but the species reaches 35 cm and more; in Mezen Bay at the western shores of Kanin Peninsula, it attains the greatest size (to 40-42 cm) and age (7 years). Sizes are not always identical over the entire region; the Dvina Bay stock grows slower and fish are smaller than those from other White Sea bays. Apparently, in the other bays, local races or schools are formed.

It feeds mainly on crustaceans and worms, but eats small fishes as well, including stickleback, capelin, sandeels, saika, small cod, flounder, and navaga, which play the greatest role in the sustenance of larger navaga. In summer, with the rise of water temperature to 10°C and higher, they eat very poorly. It is in turn eaten by a wide range of larger fishes and Arctic mammals, and young are preyed upon by sea-birds.

Size : Reaching at least 42 cm total length.

Interest to Fisheries: Navaga is commercially fished by the Soviet fleet in the White Sea with "ryuzh" (local name for a type of net used in northwestern Russia) and partially on hook and line. The industrial catch takes place during mass gatherings for spawning beneath the ice, near shore. It begins in November and the greatest catches coincide with the peak of spawning in January, after which hungry, post-spawning Navaga are caught and the catch figure drops rapidly. Main fishing grounds are Dvina, Onega and Mezen bays of the White Sea and Cheshskaya Inlet.

In the past, the greatest quantity of Navaga was caught in Mezen Bay along the western coast of Kanin Peninsula, but in recent years, its numbers have greatly diminished. The total catch reported for 1987 in the FAO Yearbook of Fishery Statistics was about 3 765 metric tons, all taken by USSR in the Arctic Ocean (Fishing Area 27).

Local Names : USSR: Navaga.

Literature : Svetovidov (1948, 1965); Wheeler (1969); Girs (1986)

Remarks : Taxonomic problems remain to be solved.

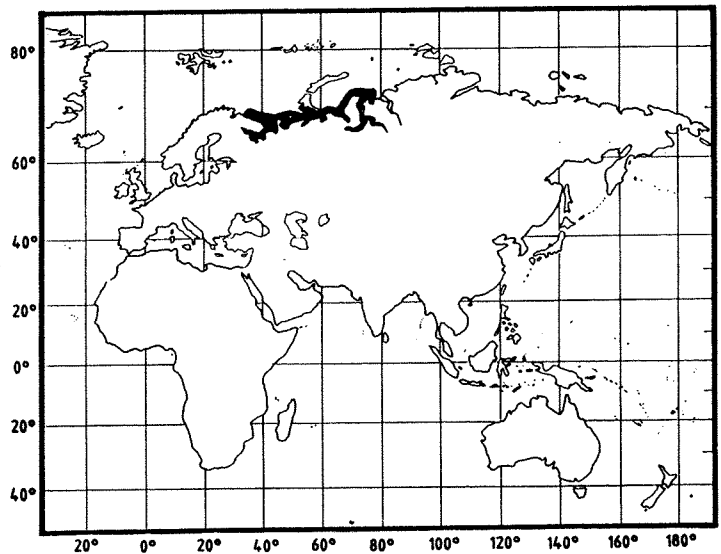


Fig. 76

Enchelyopus

GADI En

Genus with Reference : *Enchelyopus* Bloch & Schneider, 1801, *Syst.Ichthyol.*, 950.

Diagnostic Features : See species.

Remarks : A single species.

Enchelyopus cimbricus (Linnaeus, 1776)

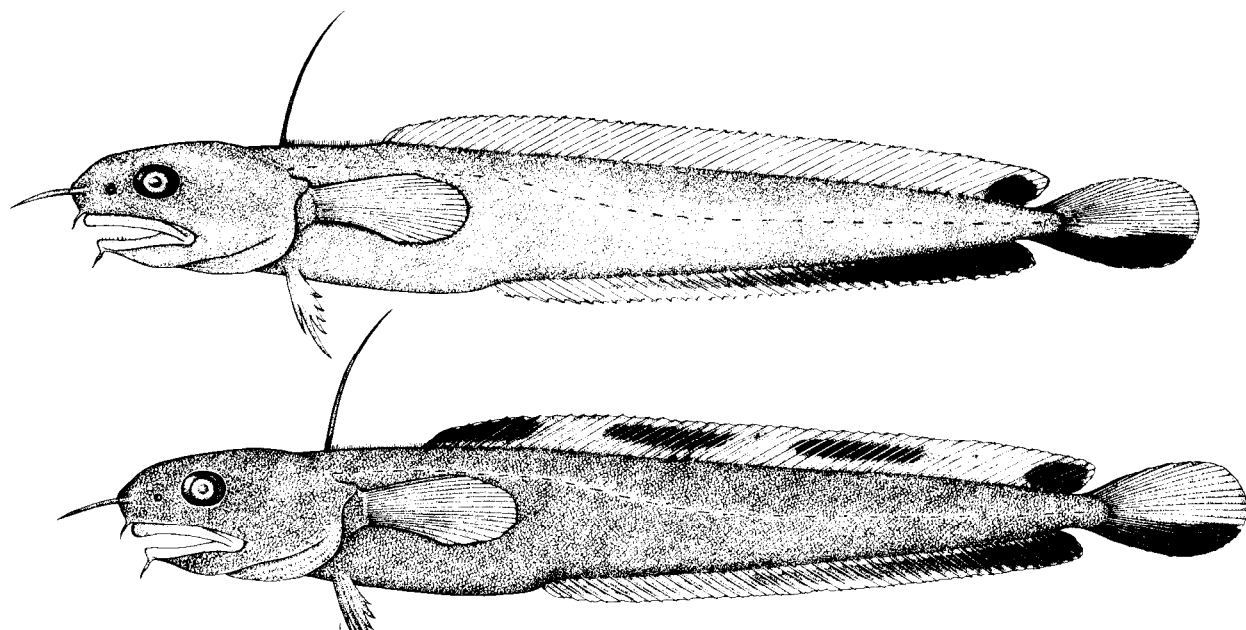
Fig. 77

GADI En 1

Scientific Name with Reference : *Gadus cimbricus* Linnaeus, 1776, *Syst.Nat.*, ed 12:440

Synonyms : *Motella cimbrica* Nilsson, 1832; *Motella caudacuta* Storer, 1848; *Rhinonemus caudacuta*, Gill, 1864; *Couchia edwardii* Couch, 1866; *Rhinonemus cimbricus*, Jordan, 1885; *Gaidropsarus cimbricus*, Collett, 1903.

FAO Names : En - Fourbeard rockling; Fr - Motelle à quatre barbillons.



(from Cohen & Russo, 1979)

Fig. 77

Diagnostic Features : One barbel present on chin, one on tip of snout, and one at each of the anterior nostrils. First dorsal ray followed by a row of small, fleshy filaments; anal fin single, not indented. Lateral line interrupted along its entire length. **Colour**: variable, dusky to pale. Fin pigment varying geographically in the western Atlantic, with more dark blotches on southern fishes, fewer on northern ones.

Geographical Distribution : Northern Gulf of Mexico to Newfoundland, western Greenland, coasts of Europe and the British Isles from the Barents Sea to the northern Bay of Biscay, one locality at Cape Blanc, Mauritania (Fig. 78).

Habitat and Biology : Adults are mainly sedentary bottom dwellers on muddy sand between patches of hard substrate, or on the soft, smooth ground of deep sinks on the continental slopes of both sides of the North Atlantic. Although quite often found in

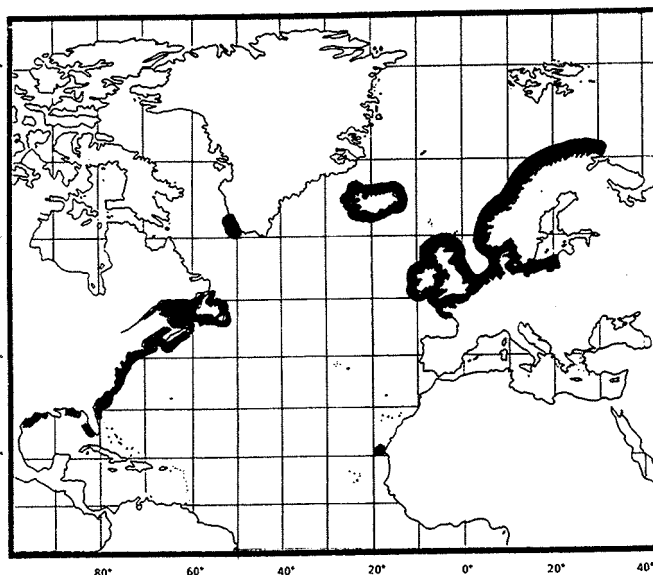


Fig. 78

very shallow water near the shore, its depth range extends from 20 to 650 m (most commonly from 20 to 50 m); it has once been reported from 1 325 m depth in the Gulf of Maine (Goode & Bean, 1896), but this record has not been verified by recent workers.

The presence of rockling in very shallow waters suggests that it migrates inshore in winter and autumn, and back to deeper waters in spring and summer. Apart from these small displacements, it seems to be a year-round resident wherever it is found, and there is no reason to suppose that adult fish ever rise far above the bottom.

First maturity is reached at 3 years (at about 15 cm total length). Depending on their size, females lay 5 000 to 45 000 eggs. The limits of the spawning season are not definitely known, but it seems to be very prolonged, from January to August) or even to September/October; on the coast of Canada, Norway, western Ireland and Iceland, it ranges from June to September inclusive; in the periphery of the Gulf of Maine, where Massachusetts is an important nursery, from May to October. Spawning has been recorded in waters less than 140 m deep. The silvery pelagic larvae are similar to those of *Urophycis* species.

Growth is relatively slow; at 3 years of age, total length is 15 cm, at 5 years, 20 cm, and at 7 years, 25 cm. Maximum age is 9 years (at about 29 cm length) in the eastern Atlantic, and at 30.5 cm in the western Atlantic.

Feeds on small fish (young flatfishes) and crustaceans (amphipods, decapods, copepods, mysids) in the eastern Atlantic, and in the western Atlantic mostly on shrimps, isopods and other small crustaceans, but less often on young fish.

Size : Reaches about 41 cm, but generally less than 30 cm.

Interest to Fisheries : Separate statistics are not reported to FAO. Taken with trawls, but it does not have great economical value since it is neither large, nor abundant. Used hot-smoked, in "Ukha" soups, and other products.

Literature : Bigelow & Schroeder (1953); Svetovidov (1948); Wheeler (1978); Cohen & Russo, (1979); Quero (1984).

Gadiculus

GADI Gadi

Genus with Reference : *Gadiculus* Guichenot, 1850, Explors.Sci.Algérie,Zool., 5: 101

Diagnostic Features : See species.

Remarks : A single species.

***Gadiculus argenteus* Guichenot, 1850**

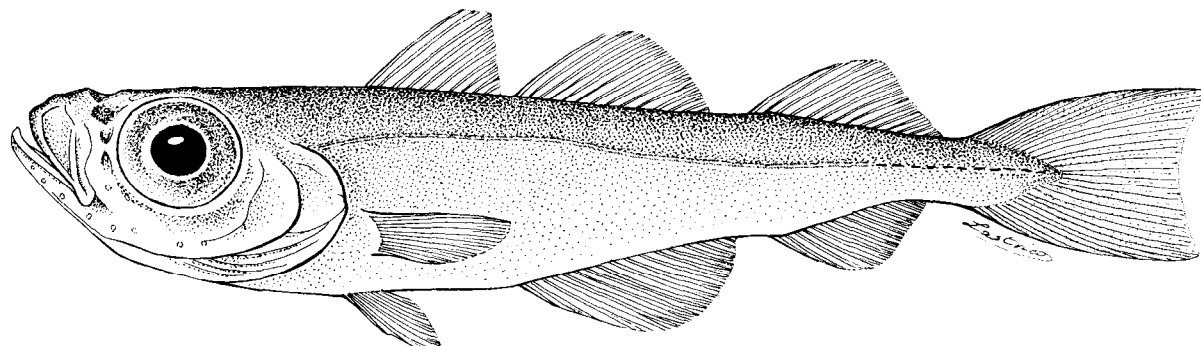
Fig. 79

GADI Gadi 1

Scientific Name with Reference : *Gadiculus argenteus* Guichenot, 1850, Explors.Sci.Algérie. 5: 102

Synonyms : *Merlangus argenteus*, Vaillant, 1888

FAO Names : **En** - Silvery pout; **Fr** - Merlan argenté; **Sp** - Faneca plateada



(after Bini, 1969)

Fig. 79

Diagnostic Features : Eye large, greater in diameter than length of snout. Mouth oblique. Chin barbel absent. Dorsal fins three, separate. Anal fins two, separate; base of first short, less than one-half of preanal distance; pectoral fin falling short of anal-fin origin; no long rays in pelvic fin. Lateral line continuous to middle of third dorsal fin; lateral-line pores present on head. **Colour**: pink to light brown dorsally, silvery on sides and ventrally

Geographical Distribution : Eastern Atlantic from North Cape (Norway) to Morocco, and western Mediterranean (Fig. 80).

Habitat and Biology : The silvery pout is a deep-water, open-sea epi- to mesopelagic fish common over the edge of the continental shelf. It occurs in large schools over mud, muddy sand, gravel and rock bottoms, from 110 to 1 000 m depth, but mostly from 200 to 400 m in the northern Mediterranean and from 300 to 600 m off Tunisia.

It breeds from December to January in the Mediterranean, and from mid-winter to spring in northern Europe. The major spawning grounds are located in the western part of the Mediterranean, on both sides of the Straits of Gibraltar, in deep water.

Silvery pout rarely lives up to 3 years, when it reaches a maximum length (15 cm); most commonly, it attains 13 cm in its northern distribution, and 7 to 10 cm in the Mediterranean Sea.

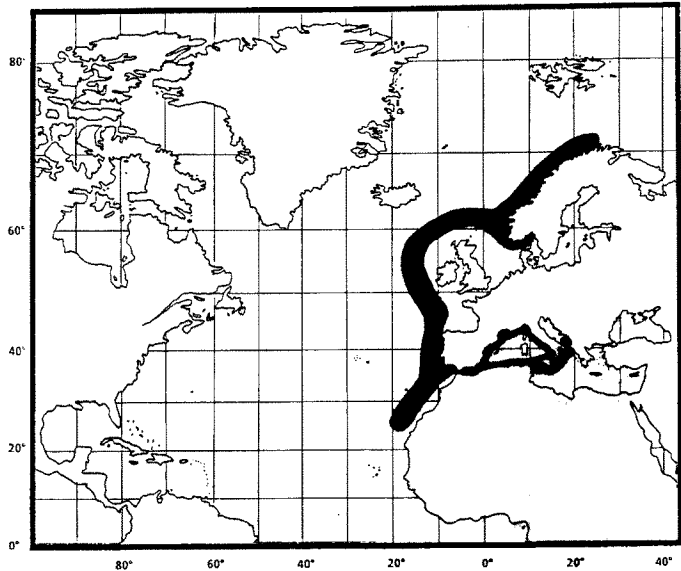


Fig. 80

Feeds on small crustaceans and possibly on worms. It is preyed upon by a number of larger valuable fish.

Size : Reaches 15 cm total length, common from 7 to 10 cm

Interest to Fisheries : Silvery pout is of no particular economic importance and is usually by-caught in small-scale and artisanal bottom trawling fisheries off Spain and Sicily.

It is sold fresh (Moroccan markets); also or used for fishmeal or bait

Local Names : CYPRUS: Bacaliaraki; FRANCE: Gadicule argenté; GREECE: Gadikoulos; ITALY: Pesce fico; MALTA: Nemusa; USSR: Bolsheglazaya tresochka; YUGOSLAVIA: Ugotica srebrenka.

Literature : Schmidt (1914); Svetovidov (1948); Bini (1969); Wheeler (1978)

Remarks : Divided into two subspecies, *G. argenteus argenteus* from the western Mediterranean and the Atlantic around the Straits of Gibraltar and to the south along the Moroccan coast, and *G. argenteus thori* from the Bay of Biscay to west of the British Isles and along the Scandinavian coast to North Cape.

Gadus**GADI Gadu**

Genus with Reference : *Gadus* Linnaeus, 1758, *Syst.Nat.*, ed X:251.

Diagnostic Features : Lower jaw shorter than upper; palatine teeth lacking. Chin barbel well developed. Three dorsal fins, two anal fins, all separate from each other; first anal fin base short, less than one-half of preanal distance; pectoral fins falling far short of anal fin origin; pelvic fins with a slightly elongated filament. Lateral line pale, continuous for at least mid-length of third dorsal fin, interrupted to end of caudal peduncle; lateral line pores present on head. Scales overlapping.

Habitat, Distribution and Biology : Benthic to benthopelagic at depths to 500 m. Some races tolerate low salinities. Circumboreal, extending into the Arctic to the north of Scandinavia and Europe.

Interest to Fisheries : Very important to fisheries. Reported landings for 1987 were 2 500 000 metric tons of which 2 054 72 1t were *G. morhua*.

Remarks : The genus *Gadus* as originally used by Linnaeus (1758) and early ichthyologists contained numerous species. Through the years, many different genera were proposed for various of the *Gadus* species. The culmination of this shrinking of *Gadus* was reached in 1948 when Svetovidov, in his comprehensive monograph of the Gadidae, recognized only a single species in the genus, *G. morhua*. He was aware, however, that morphologically different populations existed in nature, and he treated some of them as six different subspecies. In general, Soviet ichthyologists have followed Svetovidov, while most others have tended to recognize at least some of his subspecies as full species. This is neither an appropriate place to discuss the theoretical differences between the two categories nor to analyze Svetovidov's subspecies in the light of theory. The present compilation agrees with Renaud (1989) in recognizing three full species, although the question is not yet completely settled. Additional information is presented in the diagnoses and remarks sections for the species.

Key to species:

- 1a. Predorsal distance greater than about one-third of total length. Body generally spotted. Head relatively broad, interorbital space 18 to 25% of head length *G. macrocephalus* (Fig. 81)
- 1b. Predorsal distance less than about one-third of total length
- 2a. Body generally spotted. Head relatively narrow, interorbital space 15 to 22% of head length *G. morhua* (Fig. 82)
- 2b. Body unspotted. Head relatively broad, interorbital space 18 to 25% of head length *G. ogac* (Fig. 83)

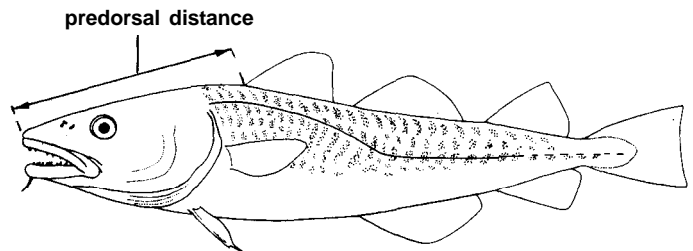
*G. macrocephalus*

Fig. 81

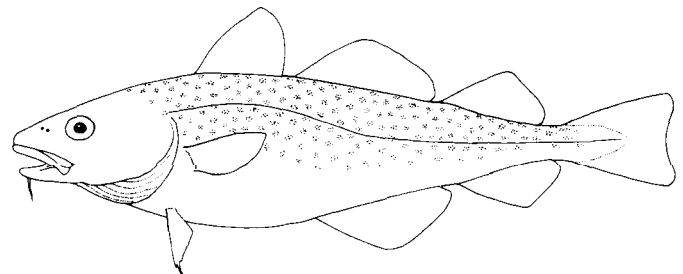
*G. morhua*

Fig. 82

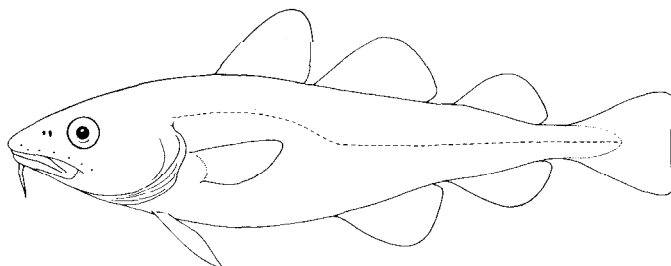

*G. ogac*

Fig. 83

Scientific Name with Reference : *Gadus macrocephalus* Tilesius, 1810, *Mem.Acad.Sci.Petersb.*, 2:350

Synonyms : *Gadus pygmaeus* Pallas, 1811; *Gadus auratus* Cope, 1873; *Gadus brandti* Hilgendorf, 1875; *Gadus callarias macrocephalus*, Schmidt, 1904; *Gadus morhua macrocephalus*, Berg, 1933.

FAO Names : **En** - Pacific cod; **Fr** - Morue du Pacifique; **Sp** - Bacalao del Pacifico.



(after Svetovidov, 1948)

Fig. 84

Diagnostic Features : Head relatively broad; inter-orbital space 18 to 25% of head length. Predorsal distance more than about 33% of length; anterior part of swimbladder with 2 relatively short, horn-like extensions (Fig. 85). **Colour** : dorsally brown to grey with spots or vermiculations, ventrally paler.

Geographical Distribution : Found around the rim of the North Pacific, from the Yellow Sea to the Bering Strait, along the Aleutians, and south to about Los Angeles. Rather rare in the southern part of its range. (Fig. 86)

Habitat and Biology : Lives mainly along the continental shelf and upper slope of the North Pacific in the areas bordered by Korea and the western Chukchi Peninsula in the west, and Norton Sound and Oregon in the east. Its bathymetric range extends from shallow water (10 m) to about 550 m, but it is mostly between 100 and 400 m in the Gulf of Alaska and the Bering Sea. Some cod are assumed to be pelagic over deep water.

The distribution in the eastern Bering Sea varies between years and seasons within years. The driving environmental variable behind the changes in distribution appears to be water temperature, with such biological factors as year-class abundance and age composition, and probably spawning and feeding migrations also playing important roles.

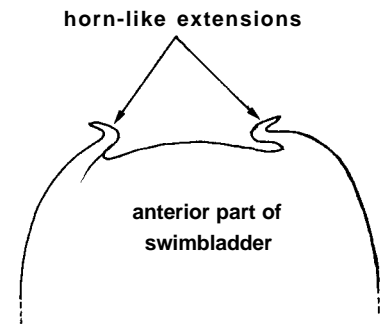


Fig. 85

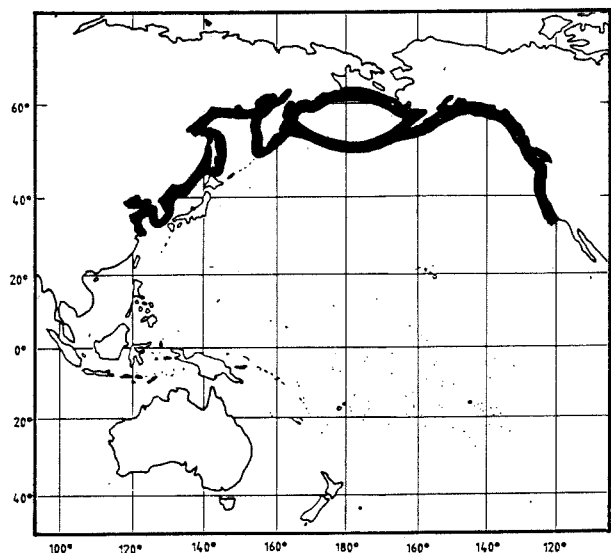


Fig. 86

Spawning migrations have been definitely linked to annual changes in temperature of the ocean in various parts of the geographical range. Pacific cod does not undertake migrations as extensive as the Atlantic species but moves only for short distances, such as to and from the shore, or from one bank to the other within a limited region. In summer, schools are small and distinct, contrarily to the large aggregations formed by the Atlantic cod. In the western Pacific, there appear to be two general types of schooling behaviour in cod of similar size and state of maturity: a school that is more or less permanent on the grounds and a school that moves continually. These two types of schools could be observed along the western shores of Kamchatka in two parallel rows, one at depths of 10-50 m, the other at 70-100 m. Near the end of September, or at the beginning of October, fish of the shallow row retreat to greater depths where they mix with those of the deeper row, and subsequently, they all proceed to 150-250 m depth where they remain for the winter.

In the eastern Bering Sea and regions of Kamchatka and the Sea of Okhotsk, Pacific cod move off the inner and central shelf regions as summer ends, concentrate in deeper water on the outer shelf and along the shelf edge during winter (in response to the autumn-winter drop in temperatures in the littoral waters), migrate back toward the inner shelf as the ice pack recedes northward in the spring (post-spawning/feeding migration), and are broadly dispersed over much of the inner and central shelf, as well as the outer shelf and along the continental slope, during the summer.

Age and size at first maturity vary with areas, the southern stocks maturing at an earlier age. They are, respectively, for males and females: 2-3 years and 40 to 44 cm off Washington, 3 years and about 50 cm in the Gulf of Alaska and in the Bering Strait, and 5 years and about 67 cm off Rebun Island, Hokkaido.

In the eastern Bering Sea, the proportion of females increases with size from 43.3% at 10 to 20 cm length to 61.6% at more than 60 cm. The overall sex ratio and size-specific differences for cod in the eastern Bering Sea are similar to those for the cod in the northwestern Bering Sea, where the sex ratio is nearly 1:1, with males dominating in the younger age groups, and females in the older age groups.

Fecundity ranges from 860 000-6 400 000 eggs per individual, depending also on environmental conditions: in the far eastern areas, the range is 1 400 000-6 400 000 eggs; in Hokkaido waters, 3 000 000-4 000 000 eggs; in Mutsu Bay (northernmost Honshu), 1 500 000-2 000 000 eggs. In the Straits of Georgia (southern British Columbia), females of 60-78 cm produce 1 200 000 to 3 300 000 eggs; in the Gulf of Alaska the fecundity ranges from 860 000-3 000 000 eggs, and in the Bering Sea, from 1 000 000-2 000 000 eggs. Females spawn only once each season. The eggs are demersal and slightly adhesive.

The spawning season extends from winter to early spring. In the western Pacific, around the Commander Islands and along the coast of Siberia, spawning occurs from January to May. Spawning time differs between Japan and the Sea of Okhotsk because of differences in the cycles of the oceanographic climate: in the warmer regions such as Japan and Korea, the fish remain at greater depths during summer (up to 200 m), and when temperatures drop during autumn, they move into shallow water, and spawn during winter; in more northern regions, such as the Sea of Okhotsk, where the temperatures of littoral waters are very low during winter, cod move to considerable depths for over-wintering and spawn in March-April. Off West Kamchatka, cod move away from the ocean floor at the approach of the spawning period and concentrate at an intermediate depth. Spawning in the eastern Bering Sea is expected to take place within the period of January to April, when water temperature is higher than 0°C; the optimum temperature for hatching and survival is considered to be 5°C. Along the Alaska Peninsula and westward, spawning takes place in the warmer waters of the outer continental shelf and slope or in protected bays and adjacent ice-free waters. Off British Columbia and Washington, spawning areas in shallow water are located at about 53°N, where seasonal minimum bottom temperatures occur on inshore banks during winter. However, reproduction may be adversely affected by the relatively frequent occurrence of warm winters in this area. In the Gulf of Alaska, cod spawn from January to March along the continental slope of Alaska Peninsula.

It is hypothesized that spawning of Pacific cod must take place over a shorter period of time than that of the Atlantic species because of the greater instability in the Pacific marine temperatures.

Growth of Pacific cod is rapid during early stages. In the eastern Bering Sea, it has not been well identified because of problems in ageing the fish in the region. The southern Pacific stocks grow substantially faster than stocks of the colder regions of the North Pacific (such as the Bering and Okhotsk Seas), and growth is continuous throughout the year. Southern Pacific cod also mature at an earlier age and have a shorter life span (6-7 years). In Hecate Strait (northern British Columbia) cod length at age 1 is 23 cm; at age 2 it is about 44 cm; and the theoretical maximum length is 94 cm. Corresponding lengths, in the Straits of Georgia are 26, 49, and 76 cm; in the Bering Sea, 27.5, 43, and 84.5 cm (age 8), and in the Gulf of Alaska, 28.5, 47, and 85.5 cm. Although the fish usually grow to a maximum length of 85 cm, the greatest recorded length is 120 cm. The life span is normally 8-9 years, although in the western Pacific, they can live up to 12 years.

Pacific cod appear to be indiscriminate predators upon dominant food organisms present. They evidently feed very little when they are close to spawning.

The diet of adults includes fish, octopuses, and large benthic and benthic-pelagic crustacea such as the Kamchatka crab and shrimps. The fish species consumed include saffron cod, pollock, smelt, and herring, as well as flounders, cottids, salmon and sardines.

Size : Reaches 1 m total length.

Interest to Fisheries : The total catch reported in the FAO Yearbook of Fishery Statistics for 1987 totalled 441 107 metric tons. The Japanese catch, which had traditionally accounted for the largest component of the total landings of this species, has decreased substantially (because of intense exploitation) since the mid seventies, while the USSR catch has shown a rapid increase in recent years. It should be noted that the abundance of Pacific cod has increased substantially since 1977 as a result of the recruitment of the exceptionally strong year classes of 1977-1978 and the good year classes of 1982 to 1985.

Combined catches of Pacific cod by the USA trawl fishery and joint-venture fisheries increased from less than 1 000 metric tons in 1979 to nearly 91 000 metric tons in 1984. In 1987, landings in the eastern North Pacific amounted to 207 490 metric tons (of which 136 900 t were taken by USA) and in the western portion, to 233 617 t (of which 175 271 t were taken by the Soviet Union).

Fishing fleets exploiting this species in decreasing order of catch are: USSR, USA, Japan, Canada and Republic of Korea. Pacific cod is often taken incidentally to pollack and flatfish fisheries, and in Korea it is exclusively a by-catch of other commercial fisheries.

Pacific cod is now the most important of the trawl-caught bottom fishes of British Columbia. In Canada and the northeastern Pacific, the major types of gear used are trawls, but also longlines, troll and handlines. It should be noted that although pollock, Pacific herring and smelt are chief food items for cod, these are reputedly worthless as bait. In Japan and Bering Sea, also Danish seines, and pair and stern trawls are used.

In all areas, the importance of cod in the catches declines with depth. Depths of greatest cod occurrence were generally between 91 and 273 m. There are higher proportions of large fish in the British Columbia and southeastern Alaska regions than in the Gulf of Alaska and the Bering Sea. In the eastern Bering Sea, cod are taken primarily on the outer continental shelf (about equally divided between the areas southeast and northwest of the Pribilof Islands), with highest catches occurring near the shelf edge.

Pacific cod has a high growth rate and high-natural mortality and can support heavy exploitation. The catch is used mostly for filleting for subsequent production of fish sticks and fillet blocks.

Local Names : CANADA : Pacific cod; JAPAN: Ma-dara; USA : Pacific cod; USSR : Tikhookeanskaya treska.

Literature : Schultz & Welander (1935); Svetovidov (1948); Andriashev (1954); Wise (1961, 1963); Quast (1970); Hart (1973); Bulletin of Fisheries Resources Bd (1973); Niggol (1982); International North Pacific Fisheries Commission (1987); Fredin and Natural Resources Consultant (1985).

Remarks : Although the Pacific cod comprises a number of populations with different behaviour patterns, it is overall a biological species quite distinct from the Atlantic cod.

Gadus morhua Linnaeus, 1758

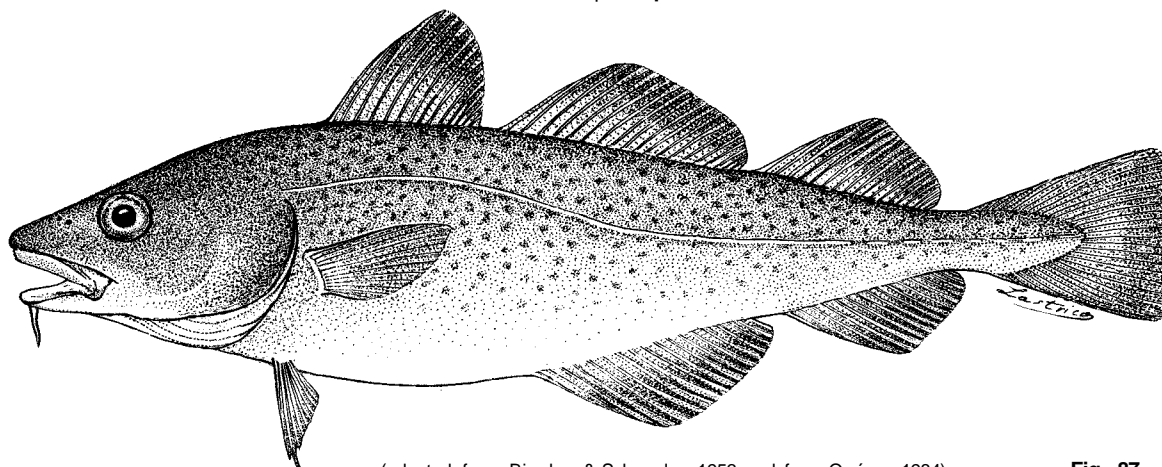
Fig. 87

GADI Gadu 2

Scientific Name with Reference : *Gadus morhua* Linnaeus, 1758 Syst.Nat., ed. X:252

Synonyms : *Gadus callarius* Linnaeus, 1758; *Gadus vertagus* Walbaum, 1791; *Gadus heteroglossus* Walbaum, 1792; *Gadus ruber* Lacépède, 1803; *Morhua vulgaris* Fleming, 1828; *Gadus arenosus* Mitchell, 1815; *Gadus rupestris* Mitchell, 1815; *Morhua punctata* Fleming, 1828; *Gadus nanus* Faber, 1829; *Morhua americana* Storer, 1858; *Gadus callarias kildinensis* Derjugin, 1920; *Gadus morhua kildinensis*, Berg, 1933; *Gadus morhua morhua*, Svetovidov, 1948. The species name *morhua* is incorrectly spelled as *morrhua* by many authors.

FAO Names : En - Atlantic cod; Fr - Morue de l'Atlantique; Sp - Bacalao del Atlántico.



(adapted from Bigelow & Schroeder, 1953 and from Quéro, 1984)

Fig. 87

Diagnostic Features : Head relatively narrow, interorbital space 15 to 22% of head length. Predorsal distance less than about 33% of length; **Colour** : variable, brownish to greenish or grey dorsally and on upper side, pale ventrally. Peritoneum silvery.

Geographical Distribution : Cape Hatteras to Ungava Bay along the North American coast; east and west coasts of Greenland, extending for variable distances to the north, depending upon climate trends; around Iceland; coasts of Europe from the Bay of Biscay to the Barents Sea, including the region around Bear Island (Fig. 88).

Habitat and Biology : The Atlantic cod is generally considered a demersal fish, although its habitat may become pelagic under certain hydrographic conditions, when feeding or spawning. The presence of cod usually depends on prey distribution rather than on temperature. However, whatever the reason, larger fish are found in colder waters in most areas (0-5° C). It lives in almost every salinity from nearly fresh to full oceanic water, and in a wide range of temperatures from nearly freezing to 20°C.

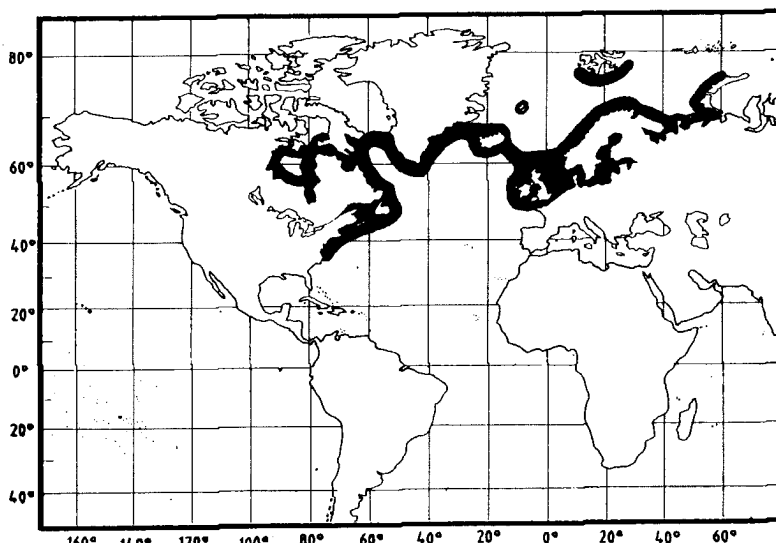


Fig. 88

This species is widely distributed in a variety of habitats from the shoreline to well down the continental shelf, to depths over 600 m, but is mostly found within the continental shelf areas from 150-200 m. Tagged cod at Jan Mayen, which have been recaptured on the spawning grounds around Iceland, indicate that these fish must have crossed in water over 1000 m deep. It is unlikely that cod swim as deep as this; although, they have been trawled in depths up to 460 m. While Atlantic cod is essentially a fish of the open sea, it appears regularly in various river mouths in Maine and Massachusetts during late autumn and winter. Cod are gregarious during the day, forming compact schools that swim between 30 and 80 m above the bottom, and scatter at night. To the south of its range, cod is found in shallow water only during the winter and there, as elsewhere, it is the younger smaller fish that live close inshore.

Although some groups of small cod are relatively stationary, individuals or groups may perform astonishingly long migrations. Some individuals migrate from native waters never to return, and movements of migrating individuals may be of the order of 5 km per day. A speed as high as 25.7 km/day for nearly a month has been calculated for a fish moving from east to west Greenland. Greenland cods have been observed to perform migrations over 1000 km, northeastern Atlantic cod, 800-900 km, while cod of the North Sea, the Channel, and the Irish Sea undertake migrations of lesser magnitude. In the Baltic, there is a tendency to migrate toward the Bornholm Basin (spawning and feeding ground). Arcto-Norwegian cod spends most of the year in the Barents Sea, but migrates seasonally to the Norwegian coast for spawning. In the western Atlantic, Gulf of Maine, cod may be driven out of the southernmost part of its range in summer and early autumn by increased water temperatures to waters of the polar current along the eastern coast of Labrador, which they leave again later in autumn to pass winter and spring either more southward or in deep waters.

Very little is known about the movements of young cod in their early years on the nursery grounds. There is a possibility that they undertake a seasonal migration to shallow water during the summer and return to deeper water in winter, although there is no evidence to support this. Movements seem to be restricted to feeding. The 3 and 4 year old immature cod move about in the Barents Sea when they follow the spawning capelin to the coast in March and April, and in the summer, they leave the coastal area and disperse, feeding on capelin and herring over the Barents Sea. When they are older, the young cod join the mature fish and make their first full spawning migration.

The earliest reported maturities for the Atlantic cod are at 2 years in its eastern (Oslofjord) and at 4 years in its western distribution. Although this fish has separate sexes, hermaphrodite specimens have been reported. The sex ratio is nearly 1:1, with a slight predominance of females. This is one of the world's most fecund fishes, with an average production of 1 million eggs per female. A 5 kg female produces approximately 2.5 million eggs; a 10 kg female 5 million and a 15 kg female, 7.5 million. The maximum production recorded is 9 millions eggs of a 34 kg fish. The eggs and the larvae up to 2.5 months are pelagic; subsequently the postlarvae settle to the bottom.

Although the spawning period varies among the North Atlantic subpopulations, most cod in the eastern and western parts of this ocean spawn from December to June, i.e., Norwegian coast, from February to April; Baltic Sea, April to July; North Sea, December to May; Gulf of Maine, November to April; Newfoundland, April to June; West Greenland, March to June; and southwestern Gulf of St. Lawrence, May to September. Usually the cod spawn at or near the bottom. There is some evidence that cod leave the bottom and school pelagically to spawn in preferred temperatures when bottom temperatures are unsuitable.

The maximum range of temperature for spawning is from below 0°C to about 12°C, with most spawning taking place over the lower half of this range. The Gulf of Maine stock spawns in colder waters than the other stocks. The distribution of spawning stocks widely depends on the oxygen content of the bottom water but on the whole, cod are rather local in their choice of spawning grounds in the Gulf of Maine as well as in Norwegian waters.

The major spawning area in the eastern Atlantic is the North Sea, generally at depths of less than 50 m and never beyond 200 m, especially in the Bornholm basin (Denmark) where the egg density appears to be rather high (late April, end of May). The most productive spawning ground in the western Atlantic is the eastern half of Georges Bank and the area south of the Grand Banks (Newfoundland). The second largest ground is the southwestern part of the Gulf of Maine, between Nantucket Shoals and Bay of Fundy. The Atlantic cod spawns once a year.

The growth rate is rather high, the females growing slightly faster than the males. It also varies from one area to another: for example, it is known that fish from the English Channel and the North Sea grow faster than those living at higher latitudes. Three-year-old fish average 56 cm (males) and 59 cm (females); 5-year olds, 81 cm (males) and 85 cm (females). The species lives up to 20 years.

The Atlantic cod is a voracious and omnivorous species. Larvae and postlarvae feed on plankton, juveniles mainly on invertebrates, and older fish on invertebrates and fish, including young cod. Small crustaceans are of outstanding importance (90%) in the food of juveniles (up to 25 cm length). They are progressively replaced by decapods of medium and large size. Fish become more important than crustaceans in the diet of older individuals. Other systematic groups play a smaller role as forage organisms: polychaetes (less than 10%); echinoderms and other benthic organisms (minor quantities); and occasionally seaweeds (Irish moss - *Chondrus crispus*) and others. While the proportion of benthic organisms shows hardly any change throughout the year, fish consumption varies seasonally. Deep-water cod show preference for herring throughout the summer and autumn (peak June-July), but in winter and during the spawning period, they sustain themselves on mixed food in coastal areas. Feeding occurs at dawn and dusk, but small fish (of less than 20 cm) feed continuously.

Size : The various races reach different sizes, the oceanic cod often reaches 1 m and is known to attain a length of 2 m. Local races have smaller fish.

Interest to Fisheries : Among the most important of all commercial fishes, cod has been called "beef of the sea". The Atlantic cod has been exploited ever since man began to fish in the seas of Europe. Its value as a prime food-fish is enormous, and when salted and dried, it keeps for winter-time use or export.

This species accounts for nearly 30% of the world's total groundfish catch. Although landings in 1983 reached their lowest level in the eastern Atlantic, the stock is recovering and catches are again increasing.

The world catch reported for 1987 in the FAO Yearbook of Fishery Statistics totalled 2 054 721 metric tons. Of this total, 1 471 933 metric tons were taken in the northeastern Atlantic (Fishing Area 27), mainly by Iceland (ca 390 000 t), Norway (ca. 300 000 t), USSR (ca. 244 000 t), Denmark (ca. 150 000 t), UK (ca. 112 000 t) and others; and 582 788 metric tons in the northwestern Atlantic (Fishing Area 21), mainly by Canada (ca. 455 000 t), Spain (ca. 31 000 t), France (ca. 30 000 t), USA (ca. 27 000 t), Portugal (ca. 20 530 t) and others.

The Atlantic cod is caught mainly with bottom otter trawls and pelagic trawls. Devices such as handlines and cod traps are being recently replaced by gillnets (especially in Newfoundland). Other types of gear used are longlines, Danish seines, purse seines, twin beam trawls, light trawls, shrimp trawls and pound nets.

The Atlantic cod is fished throughout the year in the Gulf of Maine, large catches are made on rock and pebble grounds but also on soft bottoms. The major fishing grounds are boreo-arctic, mostly around Iceland, in the Barents Sea, off Newfoundland and West Greenland, in the Norwegian Sea, off Spitzbergen, and around Bear Island.

It is marketed fresh, chilled or frozen as fillets or whole, salted or sugar-salted, dried and salted, dried and unsalted, in brine, or smoked. Other products obtained from cod are salted cheeks, Liver oil and eggs (smoked or as frozen roes).

Local Names : CANADA: Cod; DENMARK : Torsk; FRANCE: Morue; GERMANY: Dorsch, Kabeljau; NETHERLANDS: Kabel-jauw; NORWAY : Skrei, Torsk; SCANDINAVIA: Torsk; UK, USA: Cod; USSR: Treska.

Literature : Svetovidov (1948); Bigelow & Schroeder (1953); Andriashev (1954); Wise (1961, 1963); Harden Jones (1968).

Remarks : *G. morhua* includes a number of races that are characterized by size, colour, swimbladder morphology, temperature and/or salinity preferences, migratory behaviour and geographical distribution. Taxonomically named populations include *G. morhua callarias*, a low salinity, non-migratory race restricted to parts of the Baltic, *G. morhua kildinensis*, restricted to a small lake on an island near the entrance to Kola Bay, and *G. morhua morhua* natio *hiemalis*, a race that migrates in and out Kandalaksha Bay.

Gadus ogac Richardson, 1836

Fig. 89

GADI Gadu 3

Scientific Name with Reference : *Gadus ogac* Richardson, 1836, *Fauna Boreal.Americana*, 3:246.

Synonyms : *Gadus ovak* Reinhardt, 1838; *Gadus ogat* Kröyer, 1847; *Gadus callarius maris-albi* Derjugin, 1920; *Gadus morhua maris-albi* Berg, 1933; *Gadus morhua ogac*, Svetovidov, 1948.

FAO Names : En - Greenland cod; Fr - Morue ogac; Sp - Bacalao de Groenlandia.




Fig. 89

(after Jensen, 1948)

Diagnostic Features : Head relatively broad, interorbital space 18-25% of head length; Predorsal distance less than about 33% of length. **Colour**: generally dark shading to paler ventrally, indistinct spots dorsally and on sides. Peritoneum dark.

Geographical Distribution : Port Barrow, Alaska to West Greenland; south along Canadian coast to the Miramichi, Gulf of St. Lawrence and Cape Breton Island; a disjunct population in the White Sea (Fig. 90).

Habitat and Biology : Usually lives close to the coast, from 0 to 200 m depth, and is rarely found offshore, in deeper water. It tolerates low salinities, but there is no evidence that it enters fresh-waters. It matures at 3 to 4 years of age and spawns in shallow waters from February to May. The eggs sink to the bottom after spawning. Fish aged 5 to 6 years attain lengths of about 50 cm; seldom lives beyond 9 years and rarely exceeds 60 cm total length. In Greenland waters, the maximum age is about 11 years. The food of the Greenland cod is very similar to that of the Atlantic cod, and includes capelin, small flounders, polar cod, shrimps, crabs, euphausiids, squids, polychaetes, and echinoderms.

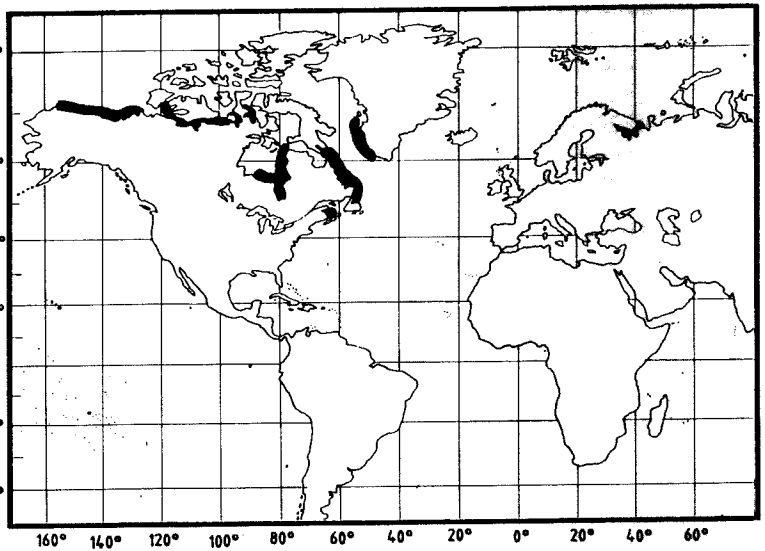


Fig. 90

Size : Reaches about 70 cm; somewhat smaller in the White Sea.

Interest to Fisheries : Presently only of small, local importance. The catch reported for 1987 in the FAO Yearbook of Fisheries Statistics is 4 017 metric tons. It used to be rather abundant in coastal waters of Greenland, but the stock has been strongly reduced in recent years. There is probably competition between this species and the Atlantic cod.

Local Names : CANADA: Greenland cod, Ogac; GERMANY : Fjord-dorsch, Grönland-dorsch.

Literature : Svetovidov (1948); Andriashev (1954); Backus (1957); Leim & Scott (1966).

Remarks : According to Svetovidov (1948), *ogac* is similar to *Gadus marisalbi* and Walters (1955) believes they are the same species. Although *ogac* and Atlantic cod (*G. morhua*) have different habitat preferences, they are sometimes found together and are able to maintain their separate identities.

Gaidropsarus

GADI Gaidr

Genus with Reference : Gaidropsarus Rafinesque, 1810, Indice Ittiol.Sicil.:11,51

Diagnostic Features : Barbel present on chin, and one barbel at each anterior nostril on the snout. First dorsal ray followed by a row of small, fleshy filaments; anal fin one, not indented. Lateral line interrupted along its entire length.

Habitat, Distribution and Biology as applicable : Bottom-living fishes found from the intertidal to the deep sea, mostly around the rim of the North Atlantic but recorded also from Japan, New Zealand, Kerguelen and South Africa. Larvae and juveniles known so far are silvery-sided pelagic fishes.

Interest to Fisheries : A few species are of small to minor interest, and appear as bycatch in trawl and longline fisheries.

Remarks : Additional taxonomic study is required to evaluate the minor differences between many of the described species, which have at one time or another been included in at least half a dozen nominal genera; hence, a key and a complete list of species are not feasible at present. Thirteen names are listed below on the basis of Svetovidov (1986), and accounts are presented for the 4 species known to be occasionally landed by fishing boats.

Tentative List of Species :

- Gaidropsarus argentatus* (Reinhardt, 1837) - North Atlantic, deep sea
Gaidropsarus biscayensis (Collett, 1890) - Northeast Atlantic including Mediterranean
Gaidropsarus capensis (Kaup, 1858) - South Africa
Gaidropsarus ensis (Reinhardt, 1837) - Northwest Atlantic, deep sea
Gaidropsarus granti (Regan, 1903) - Canary and Azore Islands
Gaidropsarus guttatus (Collett, 1890) - Madeira and Azore Islands
Gaidropsarus insularum Silvertsen, 1945 - South Africa, Tristan da Cunha, St. Paul, Amsterdam, and Gough Islands
Gaidropsarus macrophthalmus (Günther, 1867) - Northeast Atlantic
Gaidropsarus mediterraneus (Linnaeus, 1758) - Northeast Atlantic including Mediterranean
Gaidropsarus novaezelandiae (Hector, 1873) - New Zealand, Tasmania
Gaidropsarus pacificus (Temminck & Schlegel, 1842) - Japan
Gaidropsarus parini Svetovidov, 1986 - Southeast Pacific and possibly South Atlantic
Gaidropsarus vulgaris (Yarrell, 1836) - Northeast Atlantic including Mediterranean

Gaidropsarus biscayensis (Collett, 1890)

Fig. 91

GADI Gaidr 3

Scientific Name with Reference : ***Onus biscayensis*** Collett, 1890, Bull.Soc.Zool.France, 15: 107

Synonyms : ***Motella megalokynodon*** Kolombatovic, 1894:32; ***Gaidropsarus barbatus*** de Buen, 1934:502; ***Antonogadus megalokynodon***, Wheeler in Svetovidov, 1973.

FAO Names : **En** - Mediterranean bigeye rockling; **Fr** - Motelle; **Sp** - Barbada.

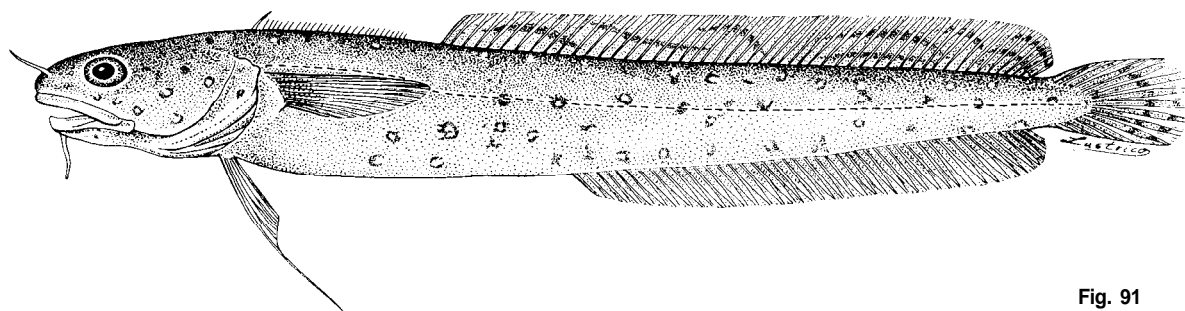


Fig. 91

Diagnostic Features : Two fang-like teeth at symphysis of upper jaw. First dorsal fin ray shorter than eye diameter; pectoral fin rays 17 to 19. **Colour**: brownish with dark brown spots; sides reddish, belly pink.

Geographical Distribution : Western Mediterranean and northern part of central Mediterranean; in the eastern central Atlantic, from Spain and Portugal to Morocco, and on Madeira Islands (Fig. 92).

Habitat and Biology : A demersal and bathypelagic species found in offshore waters on mud, shell and coral bottoms, at depths between 80 and 600 m. Spawning occurs in February. Feeds on crustaceans.

Size : Reaches exceptionally to about 40 cm total length; common size 8 to 15 cm.

Interest to Fisheries : Of minor importance, especially in view of its small size. No statistics are reported for this species. Taken as bycatch with bottom trawls; also on line gear. Occasionally present in markets in the Mediterranean.

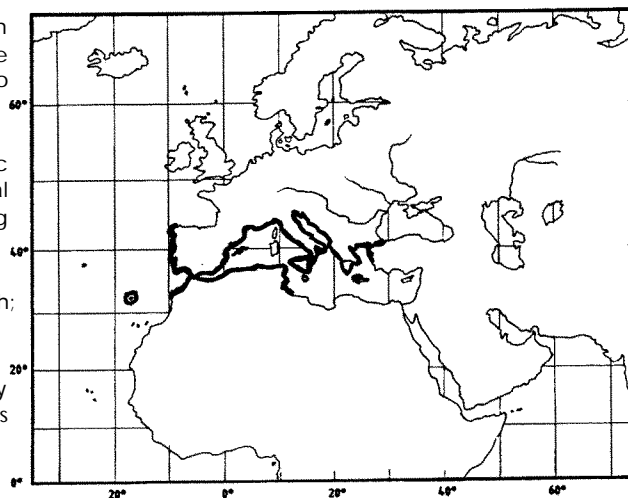


Fig. 92

Gaidropsarus macrophthalmus (Günther, 1867)

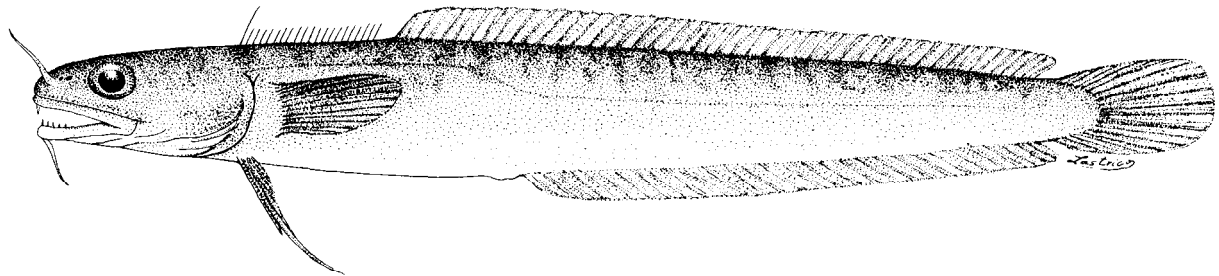
Fig. 93

GADI Gaidr 4

Scientific Name with Reference : *Motella macrophthalmus* Günther, 1867, *Ann.Mag.nat.Hist.*, (3)20:290.

Synonyms : *Onus macrophthalmus*, Günther, 1887; *Onus carpenteri* Günther, 1887; *Antonogadus macrophthalmus*, Wheeler, 1969, 1978.

FAO Names : En - Bigeye rockling.



(after Bini, 1969)

Fig. 93

Diagnostic Features : Eye large, more than half the snout length. Several large canine teeth at front of upper jaw.

Geographical Distribution : Bay of Biscay and northwards along the west coast of the British Isles to the Faeroe Islands (Fig. 94).

Habitat and Biology : Benthic at depths from 150 to 530 m.

Size : Reaches possibly 25 cm total length.

Interest to Fisheries : Very minor; taken occasionally as bycatch in bottom trawls.

Literature : Bini (1969); Svetovidov (1986).

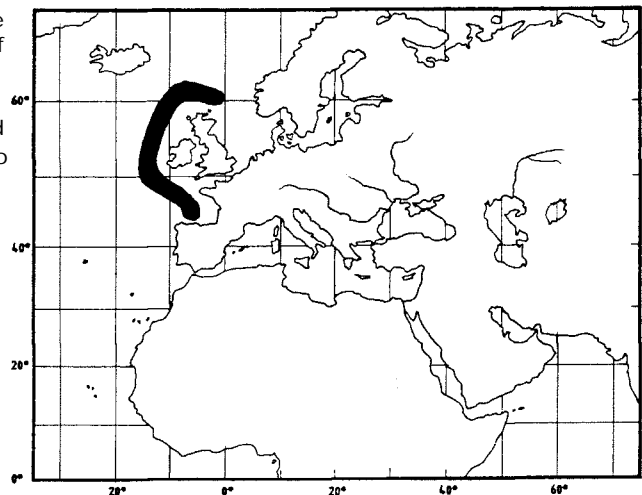


Fig. 94

Gaidropsarus mediterraneus (Linnaeus, 1758)

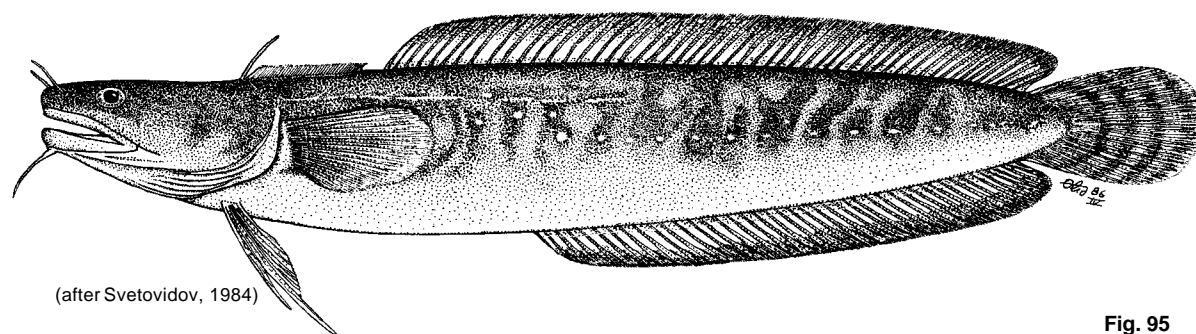
Fig. 95

GADI Gaidr 1

Scientific Name with Reference : *Gadus mediterraneus* Linnaeus, 1758 *Syst.Nat.*, ed. 10:255.

Synonyms : *Gadus tricirratus* Brünnich, 1768; *Enchelyopus mediterraneus*, Bloch & Schneider, 1801; *Gaidropsarus mustellaris* Rafinesque, 1810; *Gadus fuscus* Risso, 1810; *Gadus jubatus* Pallas, 1811; *Gadus argenteolus* Montagu, 1818; *Onos mustella*, Risso, 1826; *Onos fusca*, Risso, 1826; *Mustela fusca*, Cuvier, 1829; *Merlangus communis* Costa, 1844; *Motella communis*, Canestrini, 1863; *Motella fusca*, Moreau, 1881; *Motella mediterranea*, Lütken, 1882; *Onos mediterraneus*, Collett, 1892; *Gaidropsarus mediterraneus*, de Buen, 1934; *Onos sellai* Cipria, 1939.

FAO Names : En - Shore rockling; Fr - Motelle de Méditerranée; Sp - Bertorella.



(after Svetovidov, 1984)

Fig. 95

Diagnostic Features : First dorsal ray short, equal to or shorter than snout. Pectoral fin rays 15 to 18. No greatly enlarged teeth. **Colour** : variable; dorsally brown, sometimes reddish and with a vermiculated or mottled pattern. Paler ventrally, median fin borders dark.

Geographical Distribution : From southern Norway, around the western shores of the British Isles to the southwest and south coasts of Europe, into the Black Sea, and on the northwest African coast (Fig. 96).

Habitat and Biology : Lives generally at shallow depths near the shores on rocky bottom with aquatic vegetation to about 60 m depth. Also found at greater depths (200 to 450 m) on the north African coast. Spawns from September to March in the Mediterranean and Black Sea and from April to September in the northeastern Atlantic. Eggs and larvae are pelagic. It grows fast: at 1 year, 10 cm; at 3 years, 20 cm; at 6 years, 30 cm. Feeds on fish, crustaceans, worms and algae.

Size : Reaches to 50 cm total length.

Interest to Fisheries : No statistics are reported for this species. Taken as bycatch in small-scale and artisanal fisheries using trawls, gill nets, longlines, traps and handlines. Marketed fresh, but mostly as fish meal.

Local Names : ALBANIA: Motele me mustaqe; BULGARIA: Galja; FRANCE: Motelle à trois barbillons; GREECE: Gaidouopsaro; ITALY: Motella mediterranea; PORTUGAL : Laibeque; ROMANIA: Galea; SPAIN: Bertorella; TURKEY: Gelincik; UK: Shore rockling; USSR: Morskoy nalim, Sredizemnomorskiy trekhusiy nalim.

Literature : Svetovidov (1948, 1986) [Black Sea Fishes]; Bini (1969); Fischer, Bauchot & Schneider (1987)

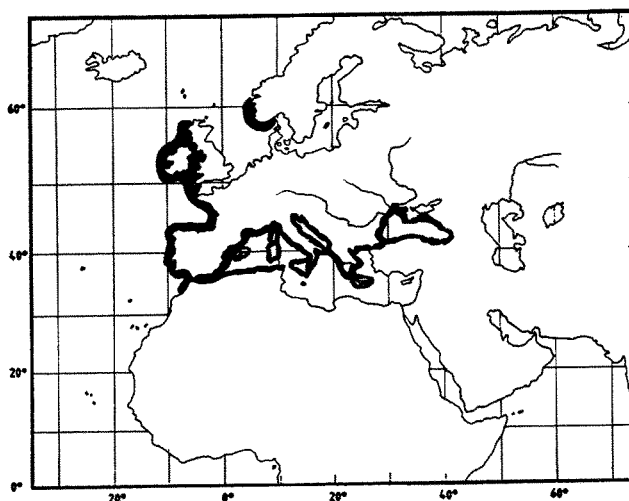


Fig. 96

Gaidropsarus vulgaris (Cloquet, 1824)

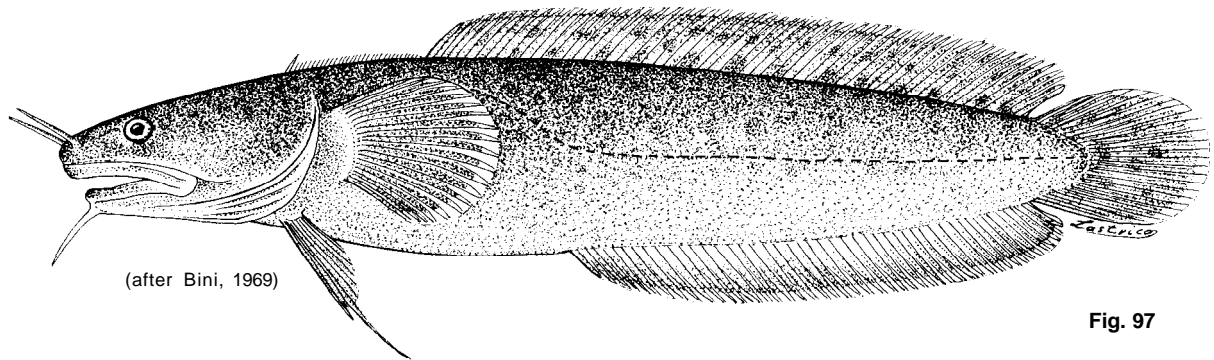
Fig. 97

GADI Gaidr 2

Scientific Name with Reference : *Mustela vulgaris* Cloquet, 1824, *Dict.Sci.Nat.*, 33:456

Synonyms : *Gadus tricirratu*s Bloch ,178s; *?Onos maculata* Risso, 1826:214; *Motella tricirrata*, Nilsson, 1832; *Motella vulgaris*. Yarrell, 1836; *Onos vulgaris*, Collett, 1890; *Onos tricirratu*s, Smitt, 1893; *Gaidropsarus tricirratu*s, de Buen, 1934; *Gaidropsarus vulgaris*, Svetovidov, 1948.

FAO Names : **En** - Three-bearded rockling; **Fr** - Motelle commune; **Sp** - Lota.



(after Bini, 1969)

Fig. 97

Diagnostic Features : No large canine teeth at front of upper jaw. First dorsal ray short, equal to or not much longer than eye diameter; pectoral-fin rays 20 to 22. **Colour** : pale cream to pink or reddish with brown blotches, mainly on the dorsal half of head and body and extending onto the dorsal fin.

Geographical Distribution : From the central Norwegian coast and the Faeroe Islands southwards through the North Sea and around the British Isles to the region around the Straits of Gibraltar, and the western and northern coasts of the Mediterranean (Fig. 98).

Habitat and Biology : Benthic at depths from 10 to 120 m on rocky bottoms but also on mud, sand and gravel. Spawns from May to August in western Ireland, in spring and summer in the Mediterranean. Eggs and larvae are pelagic. Growth is rapid: at 1 year, 18 cm, at 2 years, 23 cm; at 3 years, 27 cm, at 4 years, 31 cm, at 5 years, 34 cm, and at 6 years, 36 cm. Feeds on shrimps, crabs, isopods, small fish, molluscs and polychaetes.

Size : Reaches about 60 cm total length.

Interest to Fisheries : A common species, often taken by trawls, bottom longlines and hand lines. Occasionally found on markets, usually fresh. The flesh is difficult to preserve.

Local Names : BULGARIA: Galja; DENMARK: Tredadet havkvabbe; FRANCE: Motelle commune; GREECE: Agoullanós; ITALY: Motella maculata; MALTA: Ballotra; SPAIN: Lota; UK: Three-bearded rockling; YUGOSLAVIA: Ugorova majka pecatica.

Literature : Bini (1969); Wheeler (1969); Svetovidov (1986); Fischer, Bauchot & Schneider, eds (1987).

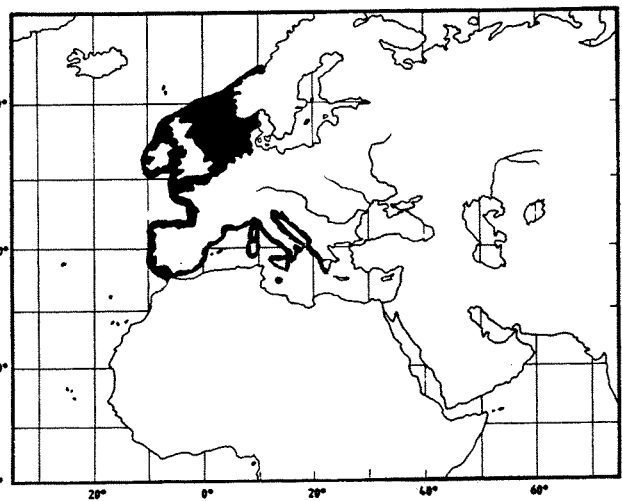


Fig. 98

Lota

GADI Lota

Genus with Reference : *Lota* Cuvier in Oken, 1817, *Isis*:1182.

Diagnostic Features : See species

Remarks : Treated as three subspecies by Svetovidov (1948) and others; however, Scott & Crossman (1973) do not agree and recognize only a single form.

Lota lota (Linnaeus, 1758)


Fig. 99

GADI Lota 1

Scientific Name with Reference : *Gadus lota* Linnaeus, 1758, *Syst.Nat.*, ed.X:255.

Synonyms : *Enchelyopus lota*, Bloch & Schneider, 1801; *Gadus lacustris* Walbaum, 1792; *Gadus maculosa* Le Sueur, 1817; *Gadus compressus* Le Sueur, 1817; *Molva maculosa* Le Sueur, 1819; *Molva lota*, Fleming, 1828; *Lota brosmina* Storer, 1839; *Lota maculosa*, De Kay, 1842; *Lota compressa*, De Kay, 1842; *Lota inornata* de Kay, 1842; *Lota vulgaris* Kessler, 1864; *Lota linnei* Malm, 1877; *Lota vulgaris obensis* Anikin, 1902; *Lota lota kamensis* Markun, 1936; *Lota lota lota*, Hubbs & Schultz, 1941; *Lota lota leptura* Hubbs & Schultz, 1941; *Lota lota maculosa*, Hubbs & Schultz, 1941.

FAO Names : **En**- Burbot; **Fr** - Lotte de rivière; **Sp** - Lota de rio



(adapted from Svetovidov, 1948 and from Scott & Crossman, 1973)

Fig. 99

Diagnostic Features : Anterior nostril with a prominent barbel-like flap. Teeth all small and brush-like. Dorsal fins two; anal fin one; none connected with caudal fin; first dorsal ray followed by similar rays, 9 to 16 rays in total; pelvic fin with a slightly elongate ray, falling short of end of pectoral fin. Lateral line continuous to about end of dorsal- and anal-fin bases, interrupted to end of body. **Colour** : yellow, light tan to brown overlaid by a pattern of darker brown or black.

Geographical Distribution : Circum-arctic in freshwater, in some areas as far south as 40° (Fig. 100).

Habitat and Biology : Found on the bottom of lakes and rivers at depths that vary seasonally from ca. 0.5 to 230 m. The burbot spawns from November to May, considering its whole area of distribution, but mainly from January to March in Canada, and in December in the Anadyr River (USSR). Spawning takes place at night, usually under the ice in shallow waters (ca. 0.5 to 3 m depth) at surface temperatures ranging from 0.6° to -1.7°C. over sand or gravel. The eggs are semipelagic. Fecundity estimates in Canada range from 45 600 eggs in a 34 cm female to 1 362 077 eggs in a 64 cm female. Growth in the first 4 years is rapid, but decreases thereafter. The young attain lengths of 7.6 to 21 cm by the end of the first year; in Lake Simcoe, Ontario, burbot at age 5 average about 55 cm total length. The maximum life expectancy is probably 15 years. The burbot is a voracious predator and night feeder. Small burbot feed on insect larvae, crayfish, molluscs and other invertebrates, but relatively few fishes, while individuals over 50 cm total length feed almost exclusively on fishes. It is an important competitor for food of lake trout and white fishes.

Size : May reach 120 cm or more in total length; common size to about 40 cm

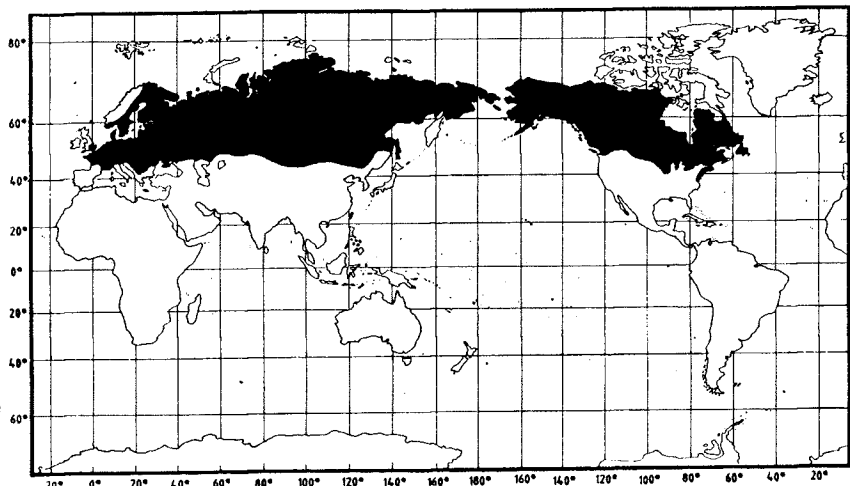


Fig. 100

Interest to Fisheries : Fished commercially in Finland, Sweden and the European part of USSR, while it is of minor commercial importance in Alaska and Canada. The catch reported for 1987 in the FAO Yearbook of Fishery Statistics totalled 1 577 metric tons (Finland: 1 540 t; Sweden 37 t). Marketed mainly salted or used as pet food.

Local Names : CANADA: American burbot, Burbot, Eelpout, Freshwater eel, Lawyer, Ling, Maria, Methy; USA: Burbot, Lush (Alaska).

Literature : Svetovidov (1948); Scott & Crossman (1973).

Melanogrammus

GADI Mela

Genus with Reference : *Melanogrammus* Gill, 1862 (1863), Proc.Acad.Nat.Sci., Philad.: 280.

Diagnostic Features : See species.

Remarks : A single species in the genus:

Melanogrammus aeglefinus (Linnaeus, 1758)

Fig. 101

GADI Mela 1

Scientific Name with Reference : *Gadus aeglefinus* Linnaeus, 1758, Syst.Nat., ed.X:251.

Synonyms : *Morhua aeglefinus*, Fleming, 1828; *Aeglefinus linnei* Malm, 1877.

FAO Names : En - Haddock; Fr - Eglefin; Sp - Eglefino.

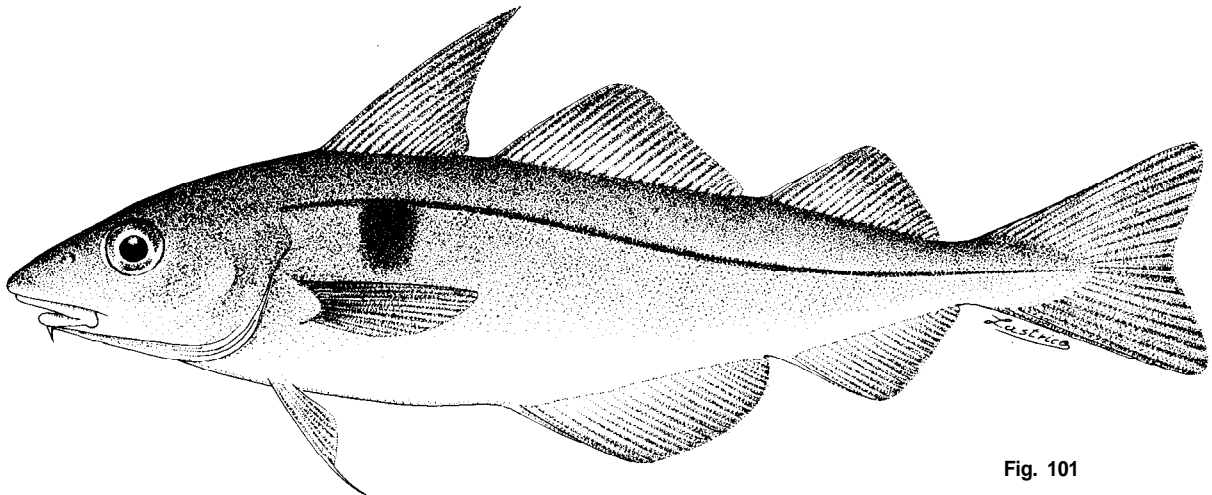


Fig. 101

(adapted from Bigelow & Schroeder, 1953 and from Quéro, 1984)

Diagnostic Features : Palatine teeth lacking. Chin barbel rather small. Lower jaw shorter than upper. Three dorsal fins, two anal fins, all separate from each other; first anal fin base short, less than one-half of preanal distance. Lateral line dark, uninterrupted to the end of body, or nearly so. Lateral-line pores present on head. Scales overlapping. **Colour** : large dark blotch above pectoral fin.

Geographical Distribution : In the eastern North Atlantic from the Bay of Biscay to Spitzbergen; in the Barents Sea to Novaya Zemlya; around Iceland; rare at the southern Greenland. In the western North Atlantic from Cape May, New Jersey to the Strait of Belle Isle (Fig. 102).

Habitat and Biology : A demersal species found from 10 to 450 m depth, more common from 80 to 200 m, over rock, sand, gravel or shells, usually at temperatures between 4° and 10°C. Haddock undertake extensive migrations in the Barents Sea and Iceland, and more restricted movements in the northwestern Atlantic, mostly to and from the spawning grounds. First maturity is reached at 4 years for males and 5 years for females, except in the North Sea stock where it is reached at 2 and 3 years respectively. Although the overall sex ratio is about 1:1, females predominate in shallow waters and males on offshore grounds.

Fecundity ranges from 55 000 eggs for a 25 cm fish to 1 841 000 eggs for a 91 cm specimen. Spawning occurs in typically marine waters (35‰ salinity) between ca. 50 to 150 m depth, in the northwestern Atlantic from January to July (depending on the areas) and in the northeastern Atlantic from February to June (mostly in March-April). The eggs are pelagic and the larvae are believed to be pelagic for some 3 months. The growth rate varies considerably with regions, the length of the fish ranging from 17 to 19 cm at the end of the first year from 25 to 36 cm at 2 years, from 37 to 58 cm at 5 years, from 71 to 76 cm at 10 years, and from 75 to 82 at 13 years. Life expectancy is about 14 years.

The haddock is an omnivorous fish, feeding mainly on relatively small bottom-living organisms including crustaceans, molluscs, echinoderms, worms and fishes.

Size : Rarely exceeding 1 m total length.

Interest to Fisheries : An important target species in North Atlantic fisheries. The catch reported for 1987 in the FAO Yearbook of Fishery Statistics totalled 398 522 metric tons. Most of this catch (363 353 metric tons) was taken in the northeastern Atlantic (UK: ca. 119 000 t, USSR: ca. 78 000 t, Norway: ca. 75 000 t, Iceland, ca. 39 000 t, Faeroe Islands: ca. 17 000 t, France: ca. 12 000 t, Denmark: ca. 11 000 t, and others), and 35 169 metric tons in the northwestern Atlantic (Canada: ca. 29 000 t, USA: ca. 3 000 t, France: ca. 2 000 t, Spain: ca. 1 100 t, and others). The major fishing grounds are located off the European coasts of USSR, around Iceland, in the Barents Sea, around the Faeroe Islands, off western Norway and western Scotland, in the Celtic Sea, off Ireland, in the North Sea and in the English Channel.

The haddock is fished with bottom trawls, longlines, gillnets and traps. It is marketed fresh, chilled as fillets, frozen, smoked and canned; also processed to fish-meal and used for animal feeds.

Local Names : DENMARK: Kuller, Schellfisch; FRANCE : Ane, Anon, Bourricot, Calever, Eglefin, Habillot, Saint-Pierre; FINLAND : Kolja; GERMANY : Schellfisch; ICELAND : Ysa; ITALY : Asinello; NETHERLANDS: Schelviskuller; NORWAY: Hyse; POLAND : Lupacz, Plamcak; PORTUGAL : Bacalhau; SPAIN: Eglefino; SWEDEN : Kolja, Kalja; UK : Haddock; USSR : Piksha.

Literature : Svetovidov (1948); Bigelow & Schroeder (1953); Leim & Scott (1966); Blacker (1971).

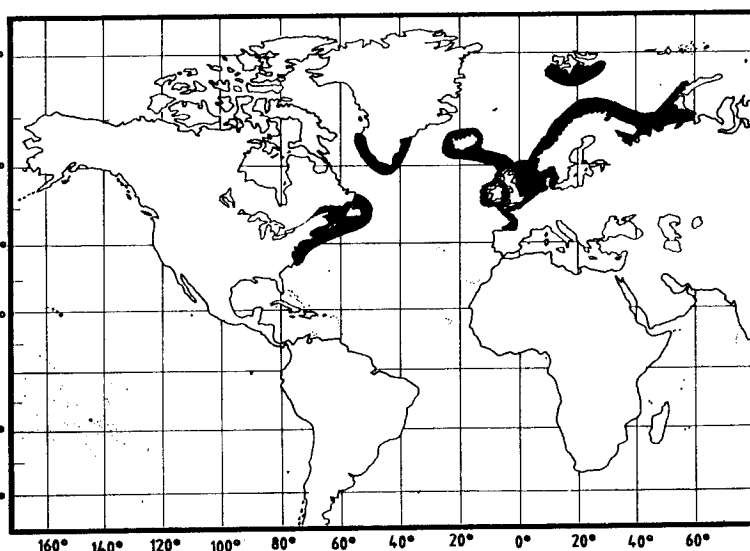


Fig. 102

Merlangius

GADI Merla

Genus with Reference : *Merlangius* E.L. Geoffroy, 1767, Descriptions, vertus et usages, etc.: 401

Diagnostic Features : See species.

Remarks: A single species divided into two subspecies by most authors.

Merlangius merlangus (Linnaeus, 1758)

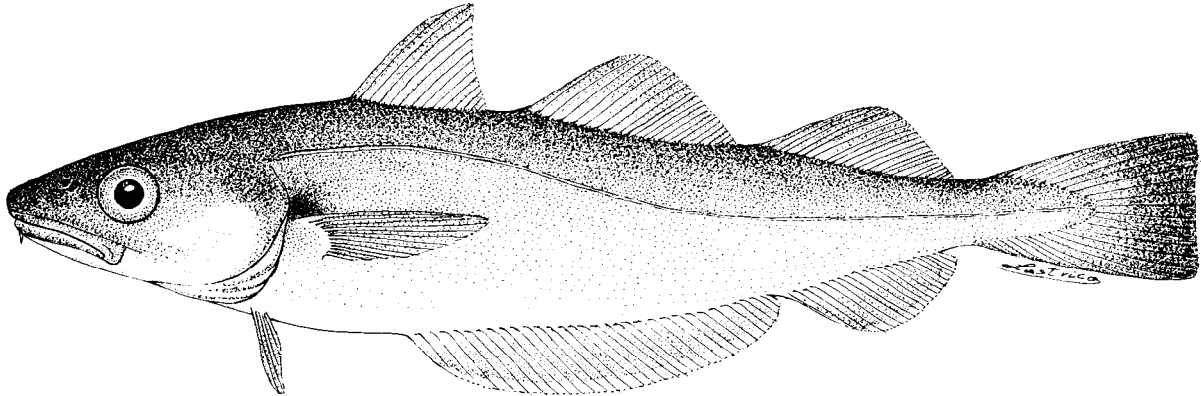
Fig. 103

GADI Merla 1

Scientific Name with Reference : *Gadus merlangus* Linnaeus, 1758, *Syst.Nat.*, ed.X:253.

Synonyms : *Merlangus vulgaris* Fleming, 1828; *Gadus euxinus* Nordmann, 1840; *Merlangus linnei* Malm, 1877; *Gadus merlangus merlangus*, Svetovidov, 1935; *Gadus merlangus euxinus*, Svetovidov, 1935; *Odontogadus merlangus merlangus*, Svetovidov, 1948; *Odontogadus merlangus euxinus*, Svetovidov, 1948; *Merlangius merlangus merlangus*, Bini, 1970; *Merlangius merlangus euxinus*, Bini, 1970.

FAO Names : En - Whiting; Fr - Merlan; Sp - Plegonero



(after Quéro, 1984)

Fig. 103

Diagnostic Features : Chin barbel absent or small. Upper jaw projecting slightly. Three dorsal fins separated by small spaces and two anal fins touching each other or nearly so; anterior anal fin base elongate, one-half or more of preanal distance; pectoral fin reaching well beyond origin of anal fin; pelvic fin with a slightly elongated ray. Lateral line continuous along its entire length. Lateral-line canals on head with pores. **Colour**: variable; often a small dark blotch at upper base of pectoral fin.

Geographical Distribution : Eastern North Atlantic from the southeastern Barents Sea and Iceland to Portugal, also in the Black Sea, Aegean Sea, Adriatic Sea and adjacent areas. Rare in the northwestern Mediterranean according to Bini, 1970 (Fig. 104).

Habitat and Biology : Benthopelagic at depths from 10 to 200 m, but more common from 30 to 100 m, mainly on mud and gravel bottoms, but also on sand and rock. The young are found in shallower waters, from 5 to 30 m depth. Whittings migrate only after the first year of life when they leave the nursery areas for the open sea. First maturity is attained at 3 or 4 years of age. The sex ratio averages 38.5% males and 61.5% females in the Irish Sea, and 32.2% and 67.8% respectively in the North Sea. Fecundity estimates range from 200 000 eggs in small females to over 1 million eggs in large individuals. Spawning occurs at 20 to 150 m depth, from January to September in the area between the British Isles and the Bay of Biscay, from January to spring in the Mediterranean, and throughout the year in the Black Sea. The eggs are

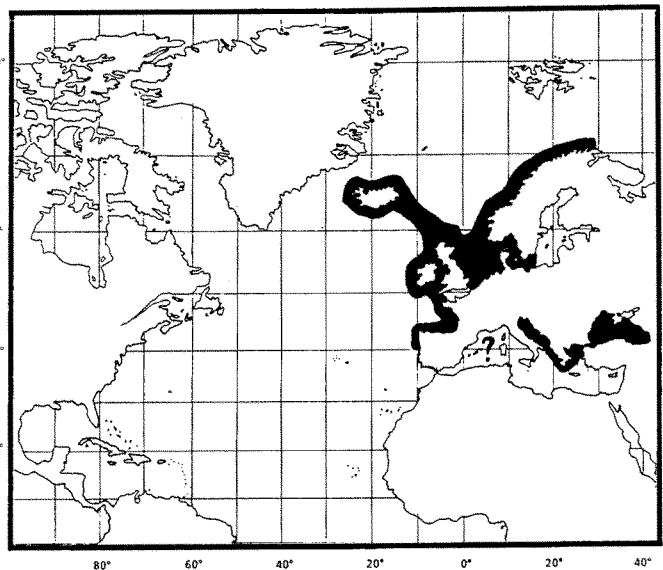


Fig. 104

pelagic, and the larvae and juveniles are associated with jellyfish, and do not become demersal until they reach 5 to 10 cm length. Growth is rapid; at one year of age, the size of fish ranges from 15 to 19 cm, at 2 years, from 22 to 25 cm, at 3 years, from 30 to 34 cm; females grow faster than males, life expectancy is about 10 years. The diet of adults includes shrimps, crabs, molluscs, small fish, polychaetes and cephalopods.

Size : Rarely reaching 70 cm; more common less than 23.50 cm.

Interest to Fisheries : A relatively common fish taken especially in European Atlantic waters. The catch for 1987 reported in the FAO Yearbook of Fishery Statistics totalled 152 608 metric tons, of which 119 701 metric tons were taken in the northeastern Atlantic (UK: ca. 59 000 t, France: ca. 33 000 t, Ireland: ca. 9 600 t, Netherlands: ca. 8 600 t, Denmark: ca. 3 000 t, and others) and 32 907 metric tons in the northwestern Atlantic (Turkey: 29 500 t, USSR: ca 2 800 t, and others).

Whiting are caught mostly by bottom trawls and longlines; also handlines and occasionally, purse seines are used. They are marketed fresh, as chilled fillets, frozen, and dried-salted. Also used as feed for the Black Sea-trout.

Local Names : ALGERIA: Murluts; BULGARIA: Medzid; DENMARK: Hvilling; FRANCE : Lécaud, Merlan, Merlana, Merlin, Merlu, Nasellu, Varlet (young); GERMANY : Wittling; GREECE: Taoúki; ISRAEL: Merlan; ITALY: Merlano, Molo; MAROC: Peskadil'ia MONACO: Merlan; NETHERLANDS: Wijting; POLAND: Witlinek; PORTUGAL : Badejo; ROMANIA: Bacaliar; SPAIN: Merlan, Plegonero; SWEDEN: Vitling; TUNISIA: Nazalli; TURKEY: Bakalyaro, Mezgit; USSR : Chernomorskiy merlang; UK: Whiting.

Literature : Svetovidov (1948); Nagabhushanam (1964); Garrod & Gambell (1965); Bini (1969); Fischer, Bauchot & Schneider, eds (1987).

Remarks : Whiting from the Black Sea and adjacent waters are treated as separate subspecies by most ichthyologists.

Microgadus

GADI Micro

Genus with Reference : *Microgadus* Gill, 1865, Proc.Acad.Nat.Sci.Philad., :69

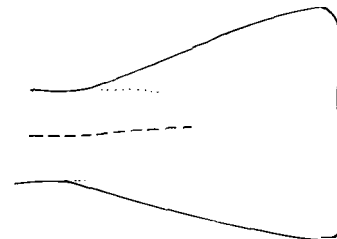
Diagnostic Features : Lower jaw shorter than upper. No palatine teeth. A short chin barbel present. Three dorsal and two anal fins, distinctly separate from each other; pectoral fin not reaching far beyond anal fin origin. Lateral line continuous to end of third dorsal fin, then interrupted to end of body. Lateral-line pores absent from head. Parapophyses not expanded at their tips.

Habitat, Distribution and Biology : Benthopelagic, mostly inshore, found along north temperate to boreal Coasts of northeast and northwest North America.

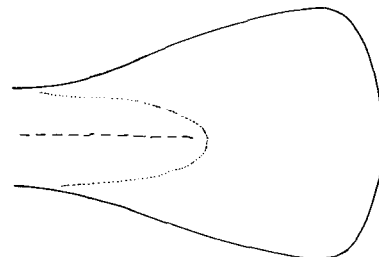
Interest to Fisheries : Of minor importance.

Key to species :

- 1a. Gill rakers on first arch 26 to 28. Caudal fin truncate (Fig. 105a) ***M. proximus***
- 1b. Gill rakers on first arch 16 to 21. Caudal fin rounded (Fig. 105b) ***M. tomcod***



a. *M. proximus*



b. *M. tomcod*

Caudal fin

Fig. 105

Microgadus proximus (Girard, 1854)

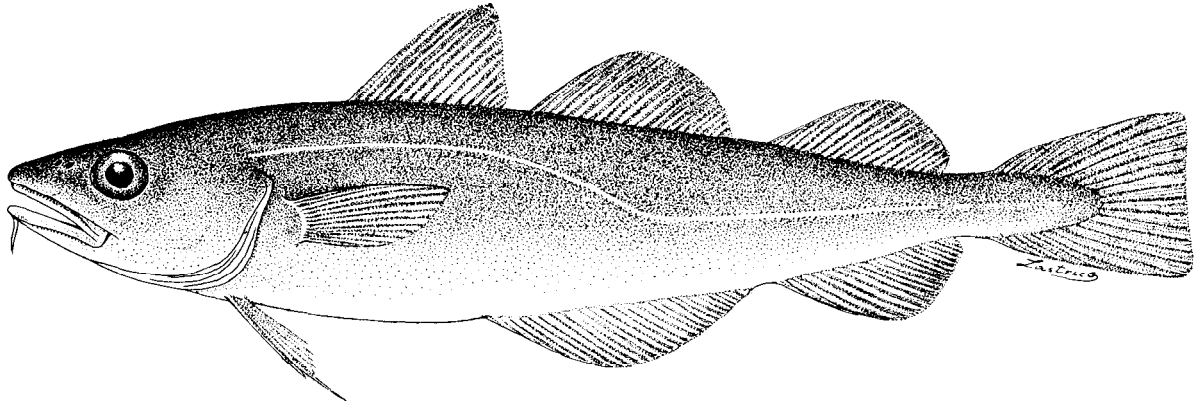
Fig. 106

GADI Micro 1

Scientific Name with Reference : *Gadus proximus* Girard, 1854, Proc.Acad.Nat.Sci.Philad., 1854: 141

Synonyms : *Morrhua californica* Ayres, 1857; *Morrhua proxima*, Girard, 1858; *Gadus californicus*, Günther, 1862.

FAO Names : En - Pacific tomcod; Fr - Poulamon du Pacifique.



(adapted from Svetovidov, 1948 and from Hart, 1973)

Fig. 106

Diagnostic Features : Gill rakers on first arch 26 to 28. Caudal fin truncate. **Colour**: olive green dorsally, pale ventrally; fins dusky marginally.

Geographical Distribution : Southeastern Bering Sea to Central California (Fig. 107).

Habitat and Biology : A demersal species generally found in 25 to 120 m depth over sand, but it may occur to depths of 260 m; may enter brackish water. Feeds mostly on shrimps, amphipods, isopods, gastropods, mussels and fish. Subject to copepod parasitism (inside the mouth).

Size : Reaches 30 cm.

Interest to Fisheries : No catch statistics are reported for this species. Of limited value, since not very abundant, but highly esteemed. Used fresh, occasionally trawled or taken on hook and line, especially by recreational fishermen.

Local Names : CANADA, USA : Pacific tomcod

Literature : Hart (1973).

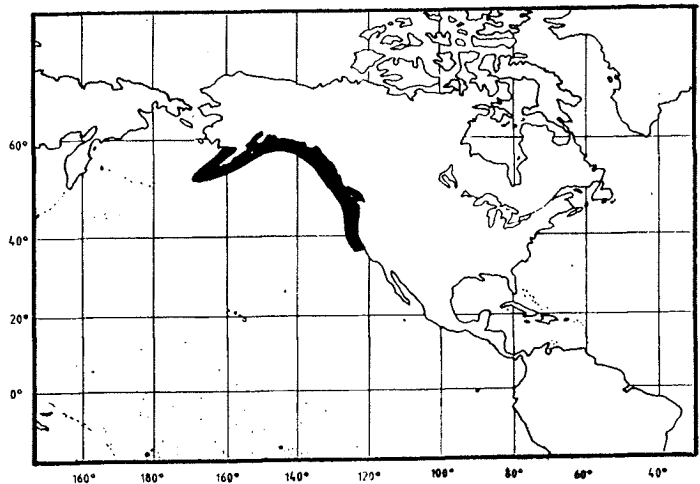


Fig. 107

Microgadus tomcod (Walbaum, 1792)


Fig. 108

GADI Micro 2

Scientific Name with Reference : *Gadus tomcod* Walbaum, 1792, in Artedi, Gen.Pisc.: 133.

Synonyms : *Gadus frost* Walbaum, 1792; *Gadus pruinosus* Mitchill, 1815; *Gadus tomcod fuscus* Mitchill, 1815; *Gadus tomcod luteus* Mitchill, 1815; *Gadus tomcodus mixtus* Mitchill, 1815; *Gadus polymorphus* Mitchill, 1815; *Morrhua tomcodus*, Storer, 1839; *Morrhua pruinosa*, Storer, 1858.

FAO Names : En - Atlantic tomcod; Fr - Poulamon de l'Atlantique



(adapted from Bigelow & Schroeder, 1953 and from Scott & Crossman, 1973)

Diagnostic Features : Gill rakers on first arch 16 to 21. Pelvic fin with a slightly elongated filament. Caudal fin rounded. **Colour**: dorsally olive brown to green or yellow, paler ventrally; dark mottling on sides and fins.

Geographical Distribution : Southern Labrador to Virginia (Fig. 109).

Habitat and Biology : Demersal in coastal, brackish and fresh water, landlocked in several lakes. No inshore-offshore migrations, but moves from shore into deeper cooler waters in spring, and returns in autumn and winter (November to February) to estuaries and freshwater streams to spawn. The eggs tolerate a wide range of salinity and can develop equally well in freshwater and in salinities up to one-half that of ordinary sea water. Feeds mostly on small crustaceans (especially shrimps and amphipods; also on worms, small molluscs, squids and fish fry).

Size : Reaches 36 cm total length, but rarely exceeds 30 cm.

Interest to Fisheries : A popular sports and food fish, though of limited abundance. Landings reported in the FAO Yearbook of Fishery Statistics were 304 metric tons in 1978, 255 t in 1986 and only 10 t in 1987 (all Canada). Taken with bag nets, pocket nets, and weirs. In the past, hook and line and traps were also used. The major fishing grounds are in Massachusetts and New England. Often taken incidental to smelt, but not plentiful enough to support a regular commercial fishery.

Local Names : CANADA : Atlantic tomcod, Frostfish, Poulamon; USA : Atlantic tomcod, Frostfish.

Literature : Bigelow & Schroeder (1953); Scott & Crossman (1973).

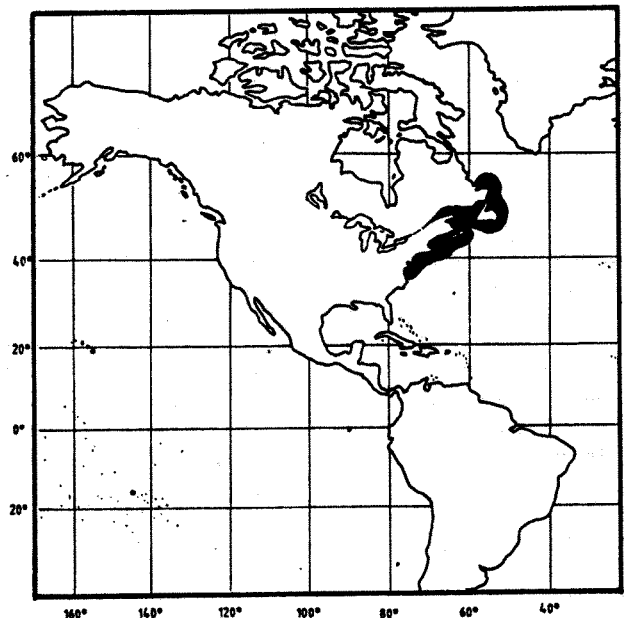


Fig. 109

Micromesistius**GADI Microm**

Genus with Reference : *Micromesistius* Gill, 1826, Proc.Acad.Nat.Sci.Philad., :1863(1864):231-248.

Diagnostic Features : Lower jaw longer than upper; no barbel at tip of lower jaw. Three dorsal fins separated by long spaces and two anal fins, the anterior one long-based, extending from about beginning of first to beginning of third dorsal fin; pectoral fin reaching well beyond origin of anal fin; no elongated rays in pelvic fin. Lateral line continuous along entire length of body. Head with lateral-line pores.

Habitat, Distribution and Biology : Benthopelagic to pelagic in the southern Pacific and the southwestern Atlantic.

Interest to Fisheries : Important commercial fish.

Key to species :

1a. Gill rakers on first arch 38 to 48 *M. australis*
(Fig. 110)

1b. Gill rakers on first arch 26 to 34 ... *M. poutassou*
(Fig. 112)

Micromesistius australis Norman, 1937


Fig. 110

GADI Microm 2

Scientific Name with Reference : *Micromesistius australis* Norman, 1937, Discovery Rept., 16: 51.

Synonyms : *Micromesistius australis australis*, Inada & Nakamura, 1975; *Micromesistius australis pallidus* Inada & Nakamura, 1975.

FAO Names : **En** - Southern blue whiting; **Fr** - Merlan bleu austral; **Sp** - Polaca.



(adapted from Norman, 1937 and from Inada, in Nakamura (ed.) 1986)

Fig. 110

Diagnostic Features : Gill rakers on first arch 38 to 48.

Geographical Distribution : There are two disjunct populations, one of which (*M. a. australis*) is found from about 38°S to nearly 62°S around the Falkland/Malvinas Islands and Argentine Patagonia in the western South Atlantic; also off South Georgia, South Shetland and South Orkney Islands and in the southeastern Pacific, off Chile; the other population (*M. a. pallidus*) lives on the various banks and rises around the South Island of New Zealand (Fig. 111).

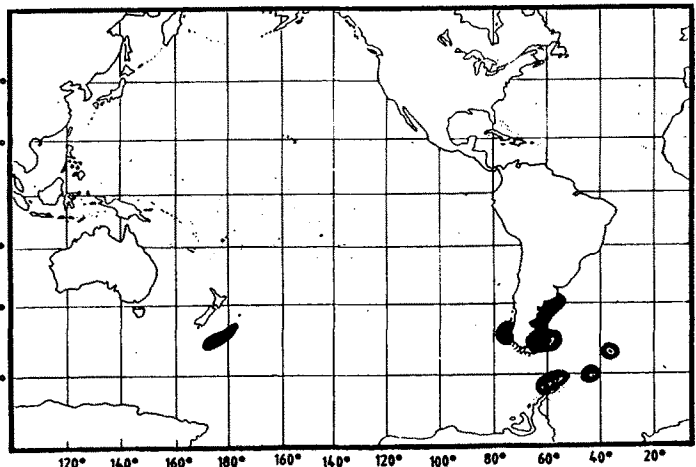


Fig. 111

Habitat and Biology : Benthopelagic to pelagic at depths of about 70 to 800 m, invading the shelf waters during summer and concentrating over the continental slope in winter. The New Zealand population is most abundant at 500 m (range: 180 to 800 m), the Argentine fishes at about 200 m (range: 70 to 620 m). In warm summers, the population of the Falkland/Malvinas current (on the Patagonian shelves of Argentina and southern Chile) migrates southward to S. Georgia, S. Shetland Islands, Elephant Island and the northern part of the Antarctic Peninsula. Up to 30 cm length, all fish are males, at 50 cm females and males are in the same proportion, and larger than 50 cm 90% are females. Spawning occurs from June to July in New Zealand and spring to early summer in Patagonia and the Falkland/Malvinas Islands. Growth rate differs by sex with females larger than males: 1 year = 13 cm; 2 years = 22 cm; 3 years = 29 cm; 10 years = 50 cm females and 47 cm males. The young feed on euphausiids and amphipods and occasionally on copepods, cephalopods, octopods and small fish.

Size : Reaching 90 cm total length, common to 60 cm.

Interest to Fisheries : Caught with mid-water and bottom trawls, mostly on the Patagonia/Fuegian shelf, off Argentina by Polish, Russian and Bulgarian vessels, and off the southern shelf of New Zealand by Russian vessels. Landings reported for 1987 in the FAO Yearbook of Fishery Statistics amounted to 103 777 metric tons, of which 84 794 t were taken off Argentina, 16 410 t off New Zealand, and 2 573 t off Chile. Also very abundant around Elephant and S Orkney Islands. Utilized mainly in frozen blocks and as fish meal.

Local Names : ARGENTINA: Polaca; CHILE: Merluza de tres aletas.

Literature : Lopez & Bellisio (1973); Inada & Nakamura (1975); Bellisio, Lopez & Tomo (1979), Inada (1986).

***Micromesistius poutassou* (Risso, 1826)**

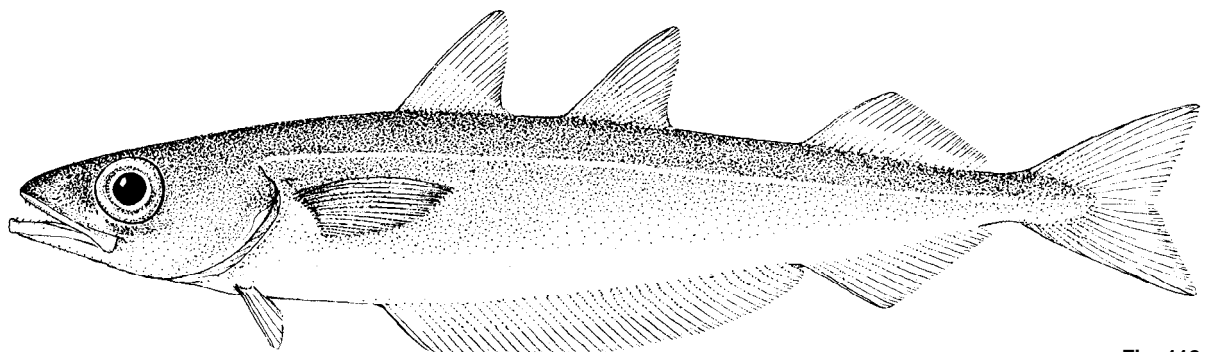
Fig. 112

GADI Microm 1

Scientific Name with Reference : *Merlangus poutassou* Risso, 1826, *Hist.Nat.Eur.Merid.*, 2:277.

Synonyms : *Merlangus vernalis* Risso, 1826; *Merlangus pertusis* Cocco, 1829; *Merlangus albus* Yarrell, 1841; *Merlangus communis* Costa, 1844; *Gadus potassoa* Düben & Koren, 1846; *Gadus melanostomus* Nilsson, 1855; *Boreogadus poutassou*, Malm, 1877; *Gadus poutassou*, Moreau, 1881.

FAO Names : En - Blue whiting; Fr - Merlan bleu; Sp - Bacaladilla.



(after Bini, 1969)

Fig. 112

Diagnostic Features : Total gill rakers on first arch 26 to 34. **Colour**: blue-grey on the back, paler on the sides, shading to white on the belly. Sometimes a small dark blotch at base of pectoral fin

Geographical Distribution : North Atlantic from the Barents Sea south through the eastern Norwegian Sea, around Iceland, through the eastern Atlantic, in the western Mediterranean, and south along the African coast to Cape Bojador. Also taken around southern Greenland and occasionally off southeast Canada and the northeastern coast of the USA (Fig. 113).

Habitat and Biology : Oceanic and benthopelagic over the continental slope and shelf from 150 to more than 1 000 m, but more common at 300-400 m. Migrates in summer, after spawning, to the North (Faeroes, E. Iceland and Norway) and back to the spawning areas in January-February. Also makes daily vertical migrations: surface waters at night and near the bottom during the day. Reaches its first maturity at 3 years of age. Sex ratio varies geographically: 35% males - 65 % females in Iceland; 46% males - 54% females in the Faeroes; 41% males - 59 % females in W. Scotland; 42% males - 58% females in the Tuscan archipelago.

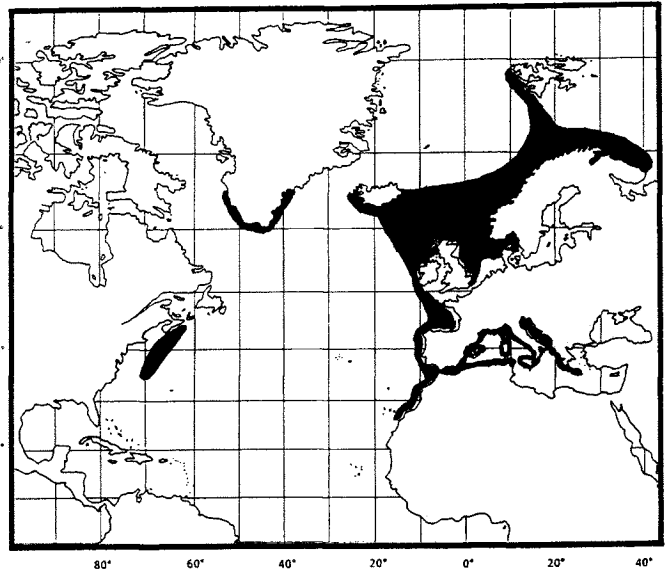


Fig. 113

From February to June, 6 000 to 150 000 eggs are laid, the major spawning grounds being the western. UK Islands, but also off Portugal, Bay of Biscay, Faeroes, Norway and Iceland, above the continental shelf. Growth is fast : 1 year = 16 cm; 5 years = 27 to 29 cm; 10 years = 29 to 34 cm. Females are usually larger than males. Maximum age is 20 years (45 cm). Feeds mostly on small crustaceans, but large individuals also prey on small fish and cephalopods.

Size : Reaching 50 cm total length; common from 15 to 30 cm.

Interest to Fisheries : The catch reported in the FAO Yearbook of Fisheries Statistics for 1987 was 708 000 metric tons, of which ca. 693 000 t were taken in the northeastern Atlantic (USSR: ca. 280 000 t, Norway: ca. 193 000 t, Faeroe Islands: ca. 86 000 t, Denmark: ca. 73 000 t, Spain: ca. 29 000 t, Netherlands: ca. 9 000 t, Portugal: ca. 9 000 t, and others), and 15 000 t in the Mediterranean (Spain: ca. 9 000 t, Italy: ca. 3 000 t, Greece: ca. 1 600 t, and others). It is suggested that a stock of several million tons of blue whiting exists in the northeastern Atlantic west of UK, and that the species could sustain an annual yield of over 1 000 000 metric tons (Buzeta & Nakken, 1974, Forbes, 1974).

The Blue whiting is caught mainly with trawls, longlines, trammel nets, gillnets, seines, lamparas and handlines, mostly beyond the edge of the continental shelf. It is marketed fresh and frozen, but a large part of the catch is processed industrially as oil and fishmeal, due to difficulties encountered in the conservation of the flesh, and to the high demand for fishmeal in the eastern European countries. However, considerable research is being conducted, especially in the UK, on new conservation technologies (fish blocks).

Local Names : ALBANIA: Lakuriq, Tripendesh; ALGERIA: Ferkh el bajj; BULGARIA: Putasu; CYPRUS: Gourlomata; DENMARK: Sortmund; EGYPT: Nazelli; FRANCE: Gros poutassou, Merlan bleu, Merlan de Paris, Nasellu; Patafloues, Poutassou, Tacaud; GERMANY: Blauer Wittling; GREECE: Prosfygaki; ISRAEL: Shibbut albin; ITALY: Melu, Potassolo; MALTA: Stokkafixx; MOROCCO: Abadekho; NETHERLANDS: Blawe wijting; NORWAY: Kolmule blagunnar; POLAND: Blekitek; PORTUGAL: Bacalhau, Pichelim; SPAIN: Bacaladilla; TUNISIA: Nazalli azraq; TURKEY: Bakayaro; UK: Bluewhiting; USSR: Putassu; YUGOSLAVIA: Pucinca, Ugotica.

Literature : Raitt (1968); Bini (1969); Buzeta & Nakken (1974); Forbes(1974)

Molva**GADI Molv**

Genus with Reference : *Molva* LeSueur, 1819, Mem.Mus.Hist.Paris, 5:158.

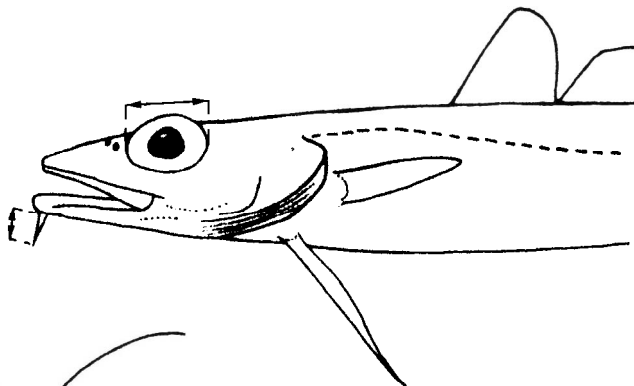
Diagnostic Features : Jaws with strongly developed teeth. No barbel-like flap on nostrils. Two dorsal fins and one anal fin, neither connected with caudal fin; first dorsal fin with 10 to 15 similar rays; pelvic fin without two greatly elongated rays; neither pectoral nor pelvic extend to beginning of anal fin. Lateral line continuous until end of dorsal and anal fin bases, interrupted beyond. Lateral-line canal on head with pores.

Habitat, Distribution and Biology : Demersal at depths of 150 to 1 000 m. Found in the North Atlantic and Mediterranean.

Interest to Fisheries : Fished commercially.

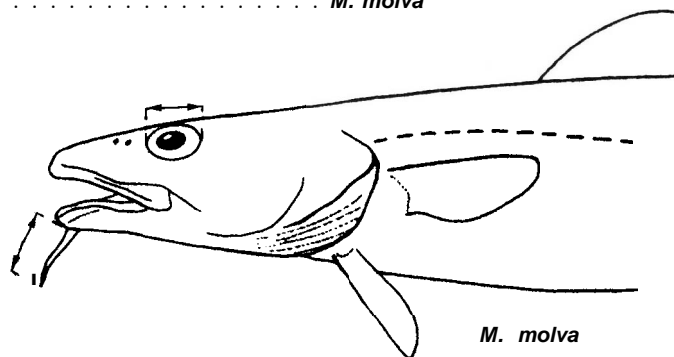
Key to species:

- 1a. Barbel shorter than eye (Fig. 114). Second dorsal fin rays 69 to 83. Anal fin rays 70 to 81 *M.dypterygia*
- 1b. Barbel longer than eye (Fig. 115). Second dorsal fin rays 59 to 70. Anal fin rays 57 to 66 *M. molva*



M. dypterygia

Fig. 114



M. molva

Fig. 115

***Molva dypterygia* (Pennant, 1784)**

Fig. 116

GADI Molv 1

Scientific Name with Reference : *Gadus dypterygius* Pennant, 1784, Arctic Zool., 1: 76.

Synonyms : *Gadus byrkelange* Walbaum, 1792; *Gadus abyssorum* Nilsson, 1832; *Molva abyssorum*, Nilsson, 1855; *Molva byrkelange*, Malm, 1877; *Molva dipterygia*, Smitt, 1893; *Molva dipterygia dipterygia*, Svetovidov, 1948.

FAO Names : En - Blue ling; Fr - Lingue bleue; Sp - Maruca azul.

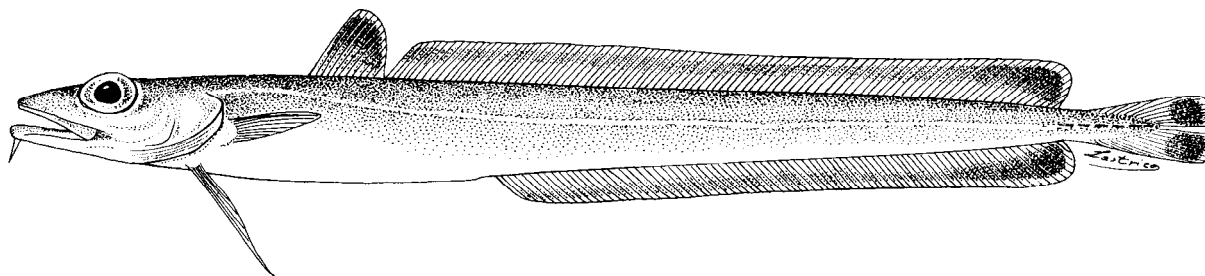


Fig. 116

Diagnostic Features : Lower jaw longer than upper; barbel shorter than eye. Second dorsal fin with 69 to 83 rays; anal fin with 70 to 81 rays; pelvic fin reaching beyond end of pectoral fin. **Colour:** dorsally grey to brown, shading to white ventrally. Posterior region of vertical fins dark with pale margins.

Geographical Distribution : Southwestern Barents Sea, sometimes north to Spitsbergen, west to Greenland and Newfoundland; southern coast of Iceland, around the British Isles and south to Morocco and into the Mediterranean (Fig. 117).

Habitat and Biology : Bottom-dwelling at depths from 150 to 1 000 m, mostly from 350 to 500 m, on muddy bottoms. The males reach first maturity at 9 years (75 cm), and the females at 11 years (88 cm). Spawns from April to May at 500 to 1 000 m depth from W. Scotland to Norway and from the Faeroes to S. Iceland; and from the end of winter to early spring at 500-600 m depth in the Mediterranean. Females grow faster than males: at 3 years, 40 cm; then 5-6 cm every year. Seventeen-year-old males reach 115 cm and 20 year-old females, 155 cm. Feeds on crustaceans and fish (flatfishes, gobies, rocklings).

Size : Reaches 155 cm total length.

Interest to Fisheries : Commercially fished with bottom trawls and longlines, especially in the north-eastern Atlantic. The catch reported for 1987 in the FAO Yearbook of Fishery Statistics totalled 27 365 metric tons, all from the northeastern Atlantic (France: ca. 13 300 t, Faeroe Islands: 7 000 t, Norway: ca. 4 490 t, and others). Also taken in industrial and artisanal fisheries in the Mediterranean. Marketed frozen and as fresh fillets (Mediterranean), but, also reduced to fish meal.

Local Names : ALGERIA: Lingue espagnole; BELGIUM: Blauwe leng; DENMARK : Byrkelange; FINLAND : Tylyppapystoinen molva; FRANCE : Lingue batarde, Lingue bleue, Lingue espagnole; GERMANY: Blauleng; GREECE: Glafkopontikopsaro; ICELAND: Blalanga; ITALY: Molva occhiona; MALTA: Linarda; NETHERLANDS: Blauwe leng; NORWAY: Blalange; POLAND: Molwa nibieska; SPAIN: Arbitan, Escolá; SWEDEN: Birkelanga blalange; UK: Blue Ling; USSR: Bolsheglazaya Mol'va.

Literature : Svetovidov (1948); Fraser-Brunner & Palmer (1951); Andriashev (1954); Fischer, Bauchot & Schneider, eds (1987).

Remarks : The northern form, scientific names for which are given above, grades into a southern population known variously as *M. dypterygia macrophthalmia*, *M. macrophthalmia*, *M. dipterygia elongata*, and *M. elongata*, which is of no interest to fisheries.

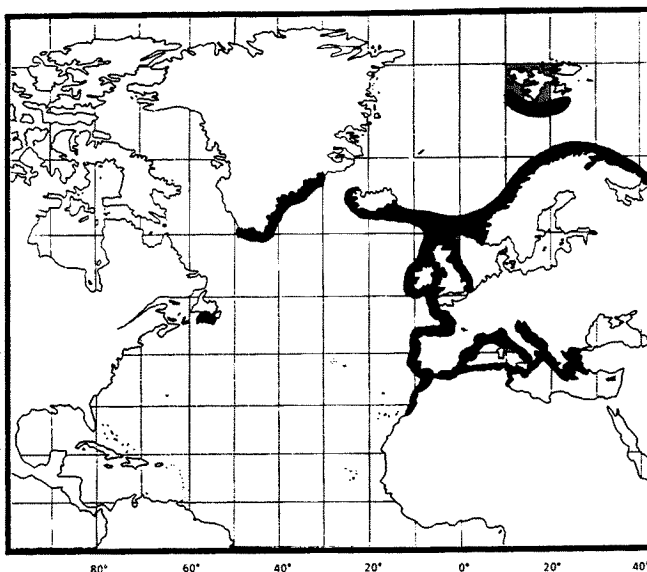


Fig. 117

Molva molva (Linnaeus, 1758)

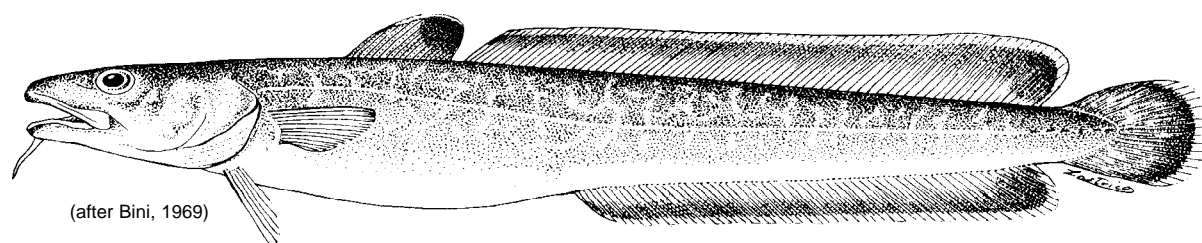
Fig. 118

GADI Molv 2

Scientific Name with Reference : *Gadus molva* Linnaeus, 1758, *Syst.Nat.*, ed. 10:254.

Synonyms : *Molva vulgaris* Fleming, 1828; *Gadus raptor* Nilsson, 1832; *Molva linnei* Malm, 1877; *Lota mola* Moreau, 1881; *Molva molva*, Smitt, 1893.

FAO Names : En - Ling; Fr - Grande lingue; Sp - Maruca.



(after Bini, 1969)

Fig. 118

Diagnostic Features : Jaws subequal; barbel longer than eye. Second dorsal fin with 59 to 70 rays; anal fin with 57 to 66 rays; pelvic fin not reaching beyond end of pectoral fin. **Colour**: dorsally reddish brown, shading to white ventrally; posterior areas of vertical fins dark with pale margins.

Geographical Distribution : Barents Sea and Iceland to Morocco; rare in the northwestern Mediterranean, off southern Greenland, and Canada (Fig. 119).

Habitat and Biology : Demersal on rocky bottoms at depths of 15 to 600 m or more, commonly from 100 to 400 m. Young up to 1-2 years of age are coastal (15-20 m depth) and pelagic; fish of 3 years migrate to greater depths. First maturity is reached at 5 years for males (80 cm) and 5-6 years for females (90-100 cm). Spawning occurs from March to July and eggs are pelagic. Fecundity may reach 20 to 60 million eggs per female. Major spawning grounds are located at 200 m depth from the Bay of Biscay to the Gulf of Norway at 100 to 300 m off southern Iceland, and at 50 to 300 m in the Mediterranean Sea. Growth is rapid (8-10 cm/year): at 1 year, 20 cm; 2 years, 31-35 cm; 3 years, 31-35 cm; 4 years, 73-83 cm. Females grow faster than males. The maximum age is 10 years for males and 14 for females (ca. 200 cm total length). Feeds mostly on fish (cod, herring, flatfish) but also on crustaceans (lobsters), cephalopods and echinoderms (starfishes).

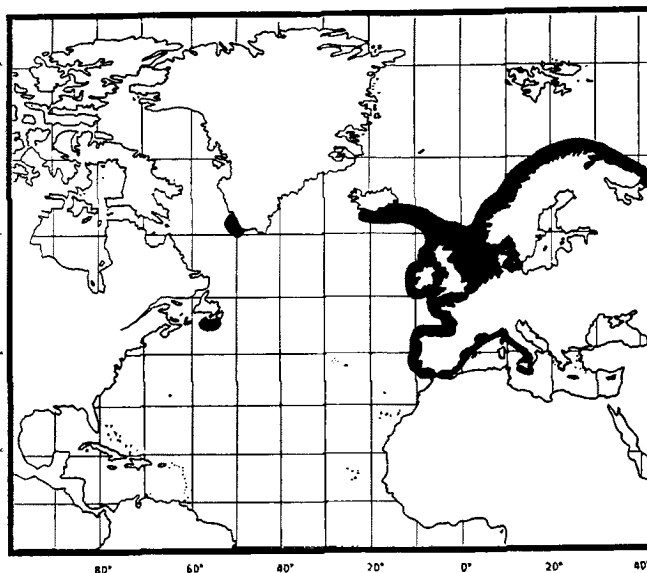


Fig. 119

Size : Reaching 200 cm total length; common from 63 to 160 cm .

Interest to Fisheries : Locally abundant. The catch reported for 1987 in the FAO Yearbook of Fishery Statistics totalled 58 124 metric tons, all from the northeastern Atlantic (Norway: ca. 20 500 t, France: ca. 13 000 t, UK: ca. 7 500 t, Spain: ca. 6 500 t, Iceland: ca. 4 000 t, Faeroe Islands: ca. 3 000 t, Denmark: ca. 1 500, and others). Fished with bottom trawls, longlines, gillnets and handlines. Marketed frozen, as fresh fillets, dried, salted, in brine and also as fishmeal.

Local Names : ALGERIA: Lingue; BELGIUM: Leng; BULGARIA: Molva; DENMARK : Lange; FINLAND: Molva, Pyjoreapyrstoinen; FRANCE : Elingue, Lingue, Lingue franche, Julienne, Morue lingue, Tutchuela; GERMANY: Leng; GREECE: Pentiki, Pontikópsaro; ICELAND: Langa; ITALY: Molva; MALTA: Lipp; NETHERLANDS: Leng; NORWAY: Lange; POLAND: Molwa; PORTUGAL : Donzela; SPAIN : Lengua de bacalá, Maruca; SWEDEN: Langa; TURKEY: Gelincik; UK : Ling; USSR: Molva; YUGOSLAVIA: Mantiz morski.

Literature : Svetovidov (1948); Fraser-Brunner & Palmer (1951); Andriashev (1954); Bini (1969)

Phycis

GADI Phyc

Genus with Reference : *Phycis* Artedi, 1792, in Walbaum, *Artedi Gen.Pisc.*, 575.


Diagnostic Features : Two dorsal fins and one anal fin, neither connected with caudal fin; first dorsal fin with eight or more rays; anal fin not greatly indented; pectoral fin not reaching beyond anal fin origin; pelvic fin with two elongated rays. Lateral-line system on head with pores. Opisthotic bone at rear of skull with large processes for attachment of pectoral girdle; post-temporal and supracleithrum well developed.

Habitat, Distribution and Biology : Three North Atlantic benthopelagic species.

Interest to Fisheries : Two eastern Atlantic species of minor importance.

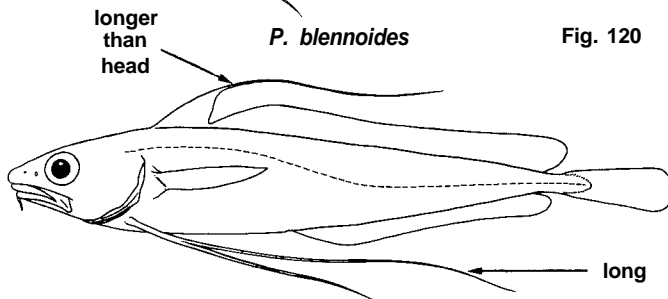
Key to species:

- 1a. Elongated rays of pelvic fin reaching beyond origin of anal fin. Scale rows between first dorsal fin and lateral line 5 to 7
 - 2a. Longest ray in first dorsal fin no longer than head. Longest ray in pelvic fin falling far short of end of anal fin base (Fig. 120) ***P. blennoides***
 - 2b. Longest ray in first dorsal fin longer than head. Longest ray in pelvic fin reaching nearly to or beyond end of anal fin base (Fig. 121) ***P. chesteri***
- 1b. Elongated rays of pelvic fin not reaching beyond origin of anal fin base. Scale rows between first dorsal fin and lateral line 11 or 12 (Fig. 122) ***P. phycis***




P. blennoides

Fig. 120



P. chesteri

Fig. 121



P. phycis

Fig. 122

Phycis blennoides (Brunnich, 1768)

Fig. 123

GADI Phyc 1

Scientific Name with Reference : *Gadus blennoides* Brunnich, 1768, Ichth.Massil.:24.

Synonyms : *Gadus albidus* Gmelin, 1789; *Gadus bifurcus* Walbaum, 1792; *Blennius gadoides* Lacépède, 1800; *Phycis tinca* Bloch & Schneider, 1801; *Batrachoides gmelini* Risso, 1810; *Phycis furcatus* Fleming, 1828.

FAO Names : En - Greater forkbeard; Fr - Physis de fond; Sp - Brótola de fango.

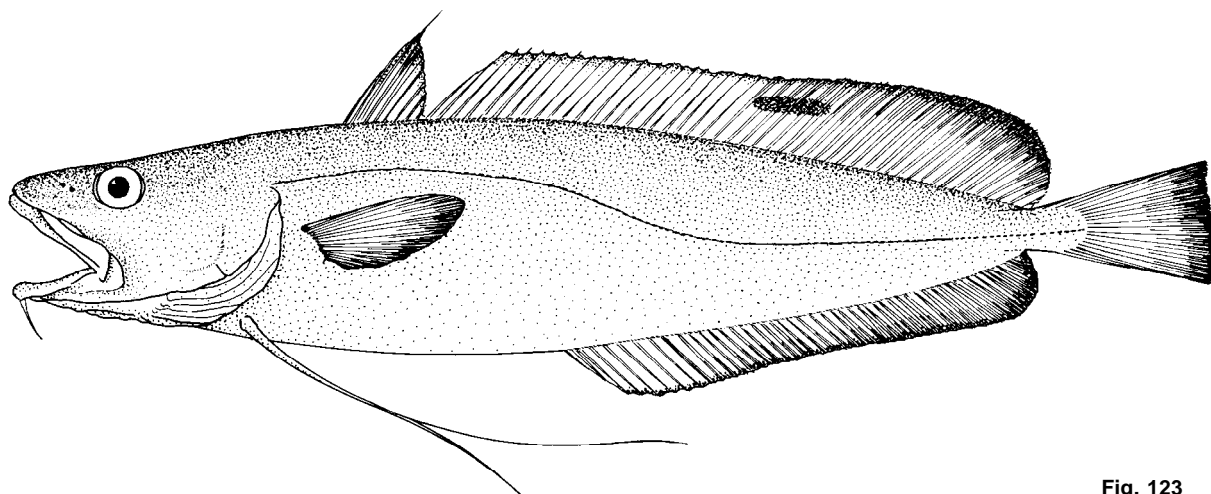


Fig. 123

Diagnostic Features : First dorsal fin with an elongate ray; elongated rays of pelvic fin reaching well beyond origin of anal fin; 5 or 6 scales between first dorsal fin and lateral line. **Colour**: brown to red-grey dorsally, ventrally pale. Vertical fins with dark margins, often an elongate dark blotch at midlength of the second dorsal.

Geographical Distribution : From Norway at about 69°N and Iceland to Cape Blanc, West Africa, and including the Mediterranean (Fig. 124)

Habitat and Biology : Benthopelagic over sand and mud bottoms from 10 to 800 m depth, mostly at 100 to 450 m. Young are more coastal and live on the continental shelf while adults migrate along the slope. Reaches first maturity at 18 cm (males) and 33 cm (females). Spawns from January to May in the Mediterranean and from spring, extending to beginning of summer in the northeastern Atlantic. Growth is slow; females grow faster: at 4 years, 24 cm females and 23 cm males; 5 years, 26 cm females and 24 cm males; 6 years, 28 cm females and 25 cm males. Maximum age, 20 years. Feeds mainly on crustaceans and fishes. Individuals smaller than 15 cm do not eat fish, and adults do not feed on copepods and amphipods.

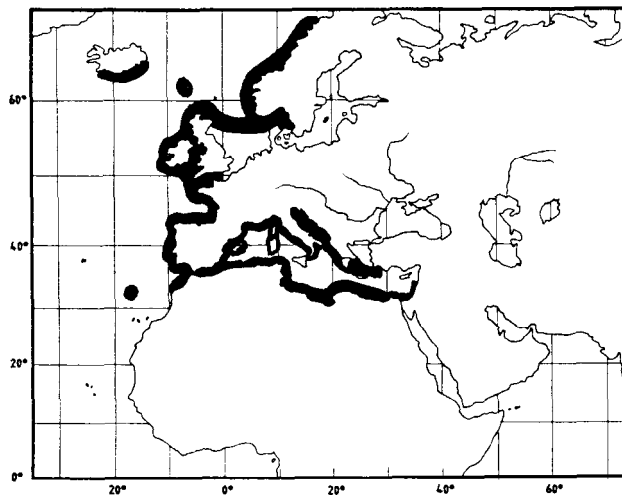


Fig. 124

Size : Reaching 110 cm total length, but commonly less than 45 cm.

Interest to Fisheries : Of rather minor importance. The catch reported for 1987 in the FAO Yearbook of Fishery Statistics totalled 1 612 metric tons, of which 814 t were taken in the northeastern Atlantic (mostly by Spain and France); and 655 t in the Mediterranean (Spain); and 143 t in the Eastern Central Atlantic. Caught mainly with bottom trawls and longlines, also with gillnets and handlines. Marketed fresh and as fillets (also fishmeal). It is difficult to preserve.

Local Names : ALBANIA: Peshk-fik i bardhë; CYPRUS: Malactos; DENMARK: Skaelbrosme; FRANCE : Capelan, Loche, Longue barbe, Moille, Moustelle, Mostelle de fond, Moustelo blanco, Moustelo de roco, Mustella, Phycis de fond; GERMANY: Gabeldorsch; GREECE: Lasposalouvardos, Ponticos; ISRAEL: Dunim ha-mikhmoret; ITALY: Musdea, Musdea bianca, Pastenula; MALTA: Lipp abjad; MAROC: Bartola, Mostela; MONACO: Mustela de fundu; NETHERLANDS: Gaffelkabeljauw; NORWAY: Skellbrosme; POLAND: Bialy widlak; PORTUGAL: Abrotea, Ricardo; SWEDEN: Fjallbrosme, Kumrill; SPAIN: Brotola de fango, Mollera pigada; SYRIA: Kharraye mouassata; TUNISIA: Mostia kabirah; TURKEY: Gelincik; UK: Greater fork-beard; USSR: Bolsheglaziy niteperiy nalim; YUGOSLAVIA: Tabinja bjaltica.

Literature : Svetovidov (1948); Bini (1969); Fischer, Bauchot & Schneider, eds (1987).

Phycis chesteri Goode & Bean, 1878


Fig. 125

GADI Phyc 3

Scientific Name with Reference : *Phycis chesteri* Goode & Bean, 1878, Proc.US Nat.Mus., 1:256.

Synonyms : None.

FAO Names : En- Longfin hake; Fr- Merluche à longues nageoires.



(drawing by K. Moore, Washington)

Fig. 125

Diagnostic Features : Longest ray in first dorsal fin longer than head; longest ray in pelvic fin reaching to or beyond posterior end of anal fin base. **Colour**: olive on sides, belly pale; margins of dorsal, caudal and anal fins darker.

Geographical Distribution : Outer continental shelves and slopes of the western North Atlantic from at least 56°N to the straits of Florida, but not abundant south of Cape Hatteras (Fig. 126).

Habitat and Biology : Benthopelagic, living on or near the bottom at depths ranging from 90 to ca. 1 400 m, but most abundant between 360 and 800 m. The sex ratio is 1 male for 2.85 females. Spawning occurs on the continental slope from late September to April with a peak in December and January. A 36 cm fish could lay 1 300 000 eggs. Feeds mostly on crustaceans but also on molluscs and fishes.

Size : Reaches nearly 40 cm total length.

Interest to Fisheries : An abundant but rather soft-bodied fish. It has never been fished commercially, but is trawled on the continental slope from Nova Scotia to southern Virginia at 230 to 1 370 m depth. It was found to be most abundant between 500 and 700 m depth. Perhaps a potential fishery. Separate statistics are not reported for this species.

Local Names : CANADA: Longfin hake, Merluche à longues nageoires; USA: Longfin hake

Literature : Wenner (1983) gives an excellent discussion of the life history.

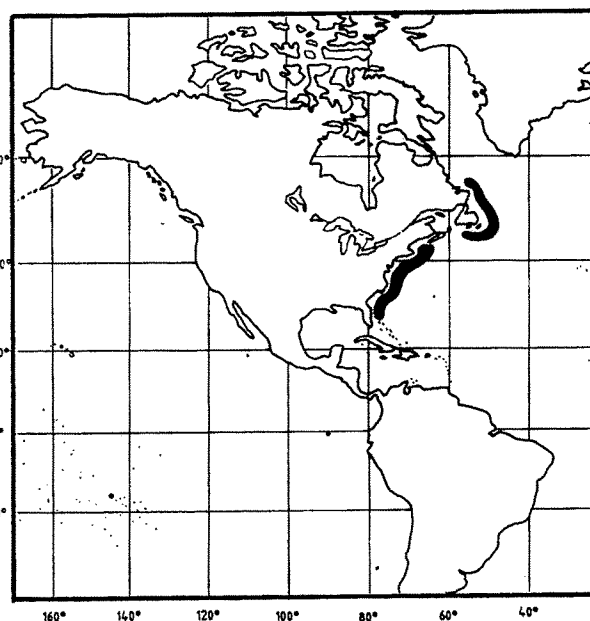


Fig. 126

Phycis phycis (Linnaeus, 1766)

Fig. 127

GADI Phyc 2

Scientific Name with Reference : *Blennius phycis* Linnaeus, 1766, *Syst.Nat.*, ed. 12:442

Synonyms : *Tinca marina* Walbaum, 1792; *Phycis mediterraneus* Delaroche, 1809; *Phycis furcatus* S. Bowdick 1825; *Phycis limbatus* Valenciennes, 1838.

FAO Names : En - Forkbeard; Fr - Phycis de roche; Sp - Brótola de roca.

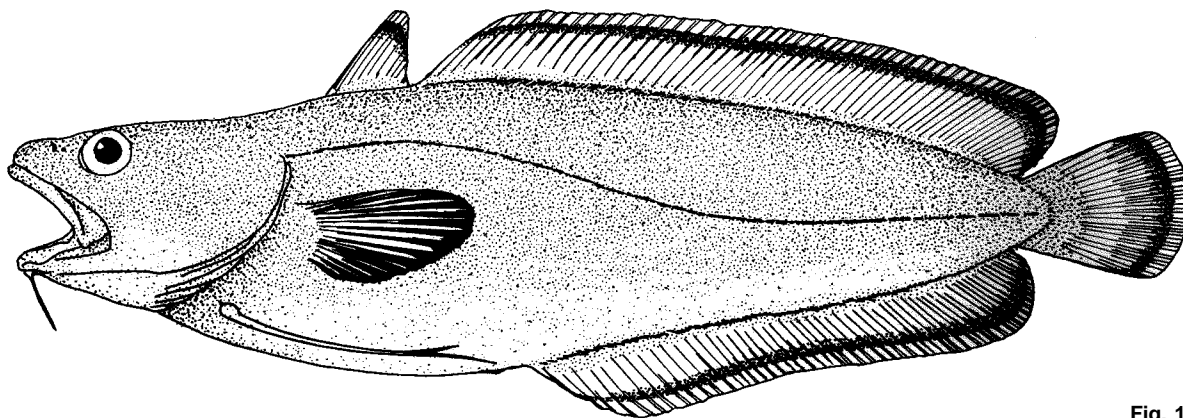


Fig. 127

Diagnostic Features : First dorsal fin with no elongate ray; elongated rays of pelvic fin reaching at most to origin of anal fin; 11 or 12 scale row between first dorsal fin and lateral line. **Colour**: brownish-red dorsally, somewhat paler ventrally; vertical fins distally dark, sometimes with a pale margin.

Geographical Distribution : Northeast Atlantic from the Bay of Biscay to Morocco, south to Cape Verde and including offlying islands. Also in the Mediterranean and at the Azores (Fig. 128).

Habitat and Biology : Benthopelagic, on hard and on sandy-muddy bottoms near rocks at 100 to 650 m, but sometimes taken at greater depths. Common from 100 to 200 m depth. Active at night and hides between rocks during the day. Spawns from January to May throughout its entire Mediterranean range. Feeds on small fish and various invertebrates.

Size : May reach 60 cm total length, but more commonly 25 cm or less.

Interest to Fisheries : Limited. Caught with trawls, gill nets, longlines, traps and hand lines, incidental to other fishing. Marketed regularly in Spain, Morocco, Italy and Yugoslavia, usually fresh. Separate statistics are not reported for this species.

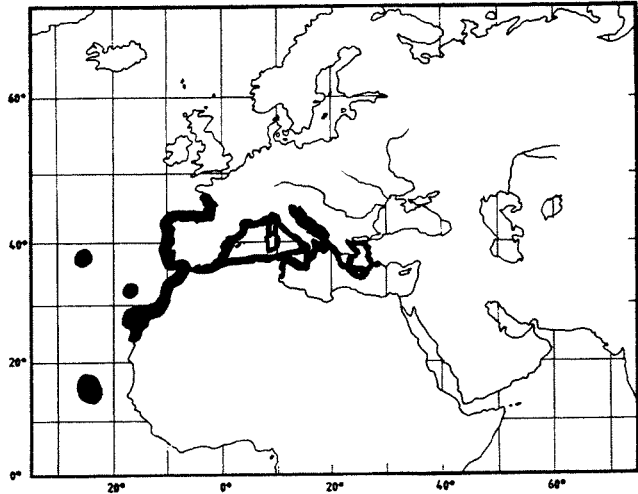


Fig. 128

Local Names : ALBANIA: Peshk-fik i zi; CYPRUS: Salouvardas; FRANCE: Mostelle de roche, Phycis de roche; GREECE: Petrosaloulvados; ISRAEL: Dunim ha-sel'aim; ITALY: Musdea, Musdea Bianca; MALTA: Lipp tal-qawwi; MONACO: Moustela de rocas, PORTUGAL: Abrotia; SPAIN: Brótola de roca, Móllera roquera; TUNISIA: Mostia saghirah; TURKEY: Gelincik; UK: Fork-beard; USSR: Obyknovenniy niteperiy nalim; YUGOSLAVIA: Tabinja mrkulta.

Literature : Svetovidov (1948); Bini (1969); Fischer, Bauchot & Schneider, eds (1987).

Pollachius

GADI PoI

Genus with Reference : *Pollachius* Nilsson, 1832, *Prodr.Ichth.Scand.*:43.

Diagnostic Features : Lower jaw longer than upper. Three dorsal fins and two anal fins; dorsal fins relatively close together; first anal fin base longer than one-half of preanal distance. Lateral-line canals on head with pores. Lateral line continuous to about middle of third dorsal fin.

Habitat, Distribution and Biology : Benthopelagic to pelagic, mostly in coastal waters, generally at depths less than 300 m in the temperate to arctic North Atlantic and adjacent seas.

Interest to Fisheries : Only one of the two known species is commercially important

Key to Species

- 1a. Barbel absent at tip of lower jaw. Lateral line with a sharp dip between first and second dorsal fins (Fig. 129) . . . ***P. pollachius***
- 1b. A small barbel present at tip of lower jaw. Lateral line smooth along its entire length (Fig.130) ***P.virens***

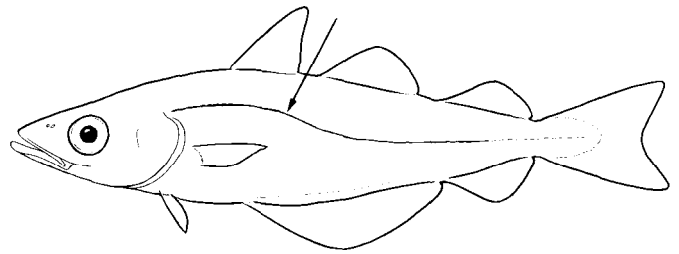


***P. pollachius*****Fig. 129*****P. virens*****Fig. 130*****Pollachius pollachius*** (Linnaeus, 1758)

Fig. 131

GADI Pol 1**Scientific Name with Reference** : *Gadus pollachius* Linnaeus, 1758, *Syst.Nat.*, ed. 10:254**Synonyms** : *Gadus lycostomus* Faber, 1828; *Merlangus pollachius*, Fleming, 1828; *Pollachius typus* Bonaparte, 1846; *Gadus viridis* Gronow, 1854; *Pollachius linnei* Malm, 1877; *Merlangus pollachius*, Moreau, 1881.**FAO Names**: **En** - Pollack; **Fr** - Lieu jaune; **Sp** - Abadejo.**Fig. 131****Diagnostic Features** : No barbel at tip of lower jaw. Lateral line with a sharp dip between first and second dorsal fins. **Colour**: variable, dorsally dark, sharply distinguished from silver-grey sides and belly, upper part of body with yellow to orange streaks or blotches. Fins uniformly dark except for yellowish pelvics. Lateral line greenish.

Geographical Distribution : Northeastern Atlantic from Norway, the Faeroes (rare) and Iceland to the Bay of Biscay (Fig. 132).

Habitat and Biology : Pelagic to benthopelagic, mostly close to shore but up to 200 m depth over hard bottoms. Young are pelagic and live near the coast up to 3 years, then migrate to the open sea where they are found mostly between 40 and 100 m depth. Spawns in March in the Bay of Biscay, in February in Spain, and in May in Norway, at ca. 150 m depth. Growth is rapid but slower in the north. At 5 years, the fish attain lengths of 63 cm in the Bay of Biscay, 65 cm off Spain, 59 cm in the Celtic Sea and 52 cm off W. Ireland. Maximum age and size are 8 years and 75 cm. Feeds mostly on fish and incidentally on cephalopods and crustaceans (shrimps and crabs).

Size : Possibly reaching 130 cm total length, but 75 cm is more common.

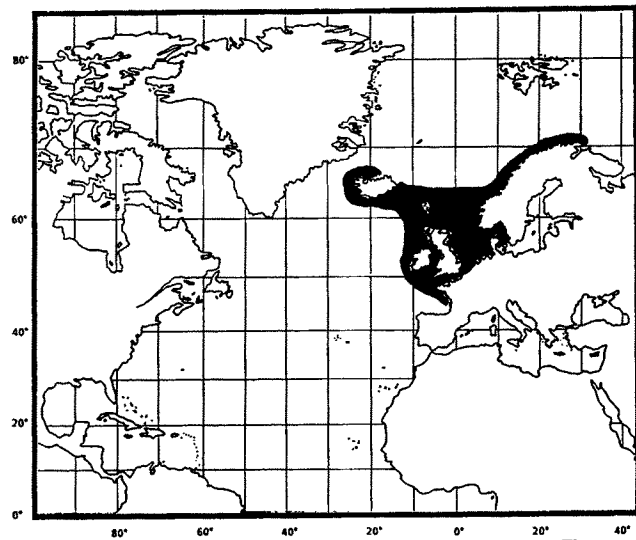


Fig. 132

Interest to Fisheries : Not particularly important commercial fish. The catch for 1987 reported in the FAO Yearbook of Fishery Statistics totalled 17 900 metric tons, all from the northeastern Atlantic (France: ca. 8 300 t; Spain: ca. 2 900 t; UK: ca. 2 600 t; Norway: ca. 1 500 t; Denmark: 1 100 t; Ireland: 950 t and others). The major fishing grounds are the Celtic Sea, the English Channel, and the northern Bay of Biscay. Caught with bottom or pelagic trawls, longlines and gillnets. Marketed fresh and frozen.

Local Names : DENMARK: Lubbe; FRANCE: Colin, Lieu jaune, Merluche blanche; GERMANY : Pollack; ITALY: Merluzzo giallo; NETHERLANDS: Pollak, Witte koolvis; NORWAY: Lyr; POLAND: Graziak, Rdzawiec; PORTUGAL: Bacalhau; SWEDEN: Bleka, Lyrorsk; UK: Lythe, Pollack.

Literature : Svetovidov (1948); Andriashev (1954); Wheeler (1969).

Pollachius virens (Linnaeus, 1758)

Fig. 133

GADI PoI 2

Scientific Name with Reference : *Gadus virens* Linnaeus, 1758, *Syst.Nat.*, ed. 10:254.

Synonyms : *Gadus carbonarius* Linnaeus, 1758; *Gadus colinus* Lacépède, 1800; *Gadus sey* Lacépède, 1800; *Gadus purpureus* Mitchell, 18-15; *Merlangus virens* Fleming, 1828; *Merlangus carbonarius*, Fleming, 1828; *Merlangus purpureus*, Storer, 1846; *Pollachius carbonarius*, Gill, 1864.

FAO Names : En - Saithe; Fr - Lieu noir; Sp - Carbonero




Fig. 133

(adapted from Svetovidov, 1948)

Diagnostic Features : A small barbel at tip of lower jaw. Lateral line smooth along its entire length. **Colour**: brownish-green dorsally, only slightly paler ventrally; fins coloured like the body, except for pelvics which are pale; lateral line pale.

Geographical Distribution : Barents Sea and Spitsbergen to Bay of Biscay, around Iceland, southwest Greenland, and in the western Atlantic from Hudson Strait to North Carolina, although rare at the extremes of the range (Fig. 134).

Habitat and Biology : An active, gregarious, pelagic fish occurring in inshore and offshore waters to about 200 m depth. Migrations are known to occur, especially for spawning, to coastal waters in spring and to deeper waters in winter. Also, long-distance north-south migrations are known, both for Europe and America. During their first 2-3 years of age, saithe remain in shallow coastal waters. Growth is rapid: at 1 year, ca. 20 cm, 2 years, 35 cm, 3 years, 50 cm, 5 years, 60-65 cm, 10 years, 94-97 cm, 15 years, 108 cm. Maximum age is 25 years. European saithe grow faster in the southern part of their range, but it is not known whether this also applies to the North American population. First maturity is reached between 5 and 10 years of age in the European population, and apparently earlier (at 3 years) in the

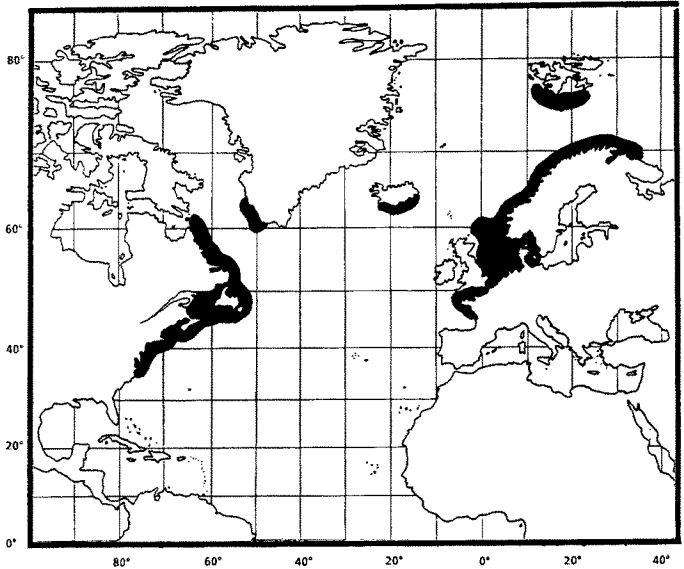


Fig. 134

Gulf of Maine. Spawning occurs in late fall and winter; in the western North Atlantic it begins in September and ends in March, with a peak from November to February. Average females lay about 220 000 eggs, but in large fish, the fecundity may reach 4 000 000 eggs per female. Smaller fish in inshore waters feed on small crustaceans (copepods, amphipods, euphausiids) and small fish, while the large saithe prey predominantly upon fishes.

Size : Reaches nearly 130 cm total length; common from 30 to 110 cm

Interest to Fisheries : An important commercial species, similar to cod and haddock which it replaces in some products. The catch reported for 1987 in the FAO Yearbook of Fishery Statistics totalled 475 981 metric tons, of which 404 102 t, were taken in the northeastern Atlantic (Norway: ca. 148 000 t, Iceland: ca. 78 200 t, France: ca. 69 900 t, Faeroe Islands: ca. 41 600 t, Germany: ca. 28 800 t, UK: ca. 22 700 t, Denmark: ca. 8 200 t, and others), and 71 879 metric tons in the northwestern Atlantic (Canada: ca. 47 700 t, UK: ca. 20 700 t, France: ca. 2 700 t and others). In the northwestern Atlantic, 80% of the catches are taken from October to December when this fish forms large schools. Saithe are caught with purse and Danish seines, trawls (bottom and pelagic), and longlines; also trolling with spoons is used. They are marketed fresh, chilled as fillets, and frozen; also canned, dried-salted and in brine.

Local Names : BELGIUM: Koolvis; CANADA: Pollock; DENMARK: Sej; FRANCE: Colin, Colin noir, Greslin, Lieu noir, Merlan vert, Merluche; GERMANY : Kohler Seelachs; ITALY: Merluzzo nero; NETHERLANDS: Koolvis; NORWAY: Sei; POLAND: Czarniak; PORTUGAL: Badejo; SPAIN: Bacalao, Carbonero; SWEDEN: Garsej; UK: Coalfish, Coley, Saithe; USA: Pollock; USSR: Saida.

Literature : Svetovidov (1948); Bigelow & Schroeder (1953); Andriashev (1954); Wheeler (1969).

Raniceps**GADI Ran**

Genus with Reference : *Raniceps* Cuvier in Oken, 1817, Isis: 1182.

Diagnostic Features : See species.

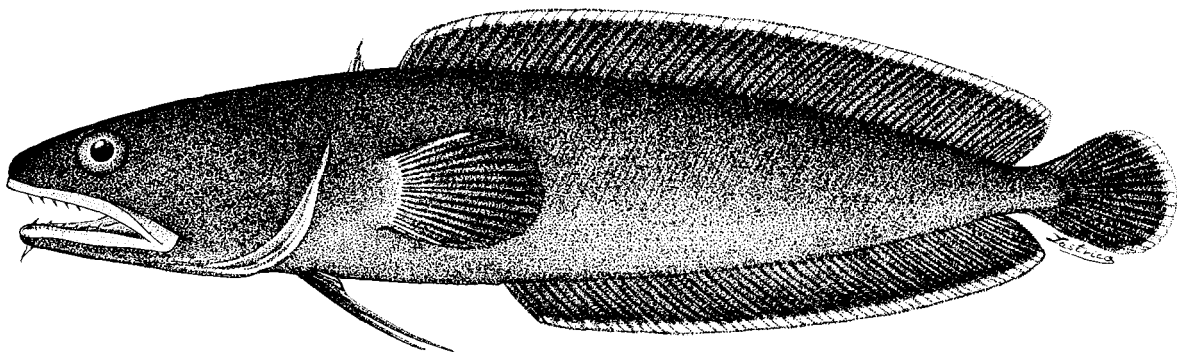
Remarks : A single species.

Raniceps raninus* (Linnaeus, 1758)*Fig. 135****GADI Ran 1**

Scientific Name with Reference : *Blennius raninus* Linnaeus, 1758, Syst. Nat., ed. 10:258

Synonyms : *Blennius fuscus* Müller, 1776; *Blennius raninus*, Müller, 1776; *Gadus fuliginosus* Walbaum, 1784; *Gadus raninus*, Müller, 1788; *Gadus trifurcus* Walbaum, 1792; *Gadus minimus* Walbaum, 1792; *Batrachoides blennioides* Lacépède, 1800; *Phycis ranina*, Schneider, 1801; *Blennius trifurcatus* Shaw, 1803; *Batrachocephalus blennioides*, Hollberg, 1819; *Raniceps jago* Fleming, 1828; *Raniceps trifurcatus*, Fleming; *Raniceps niger* Nilsson, 1832; *Raniceps fuscus*, Kroyer, 1843-45.

FAO Names : En - Tadpole fish; Fr - Trident.



(after Svetovidov, 1948)

Fig. 135

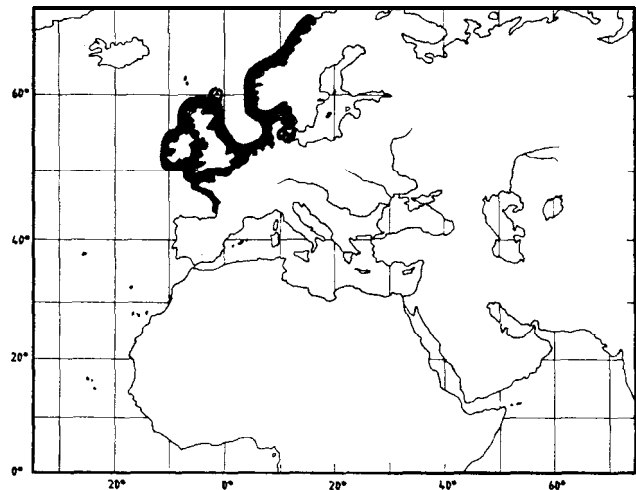
Diagnostic Features : Head notably depressed. Lower jaw shorter than upper. Chin barbel present. Dorsal fins two, the first poorly developed, with only three short rays; anal fin one, not indented, long based, about equal in length to preanal distance; dorsal and anal fins separate from caudal; pelvic fin somewhat elongated. Neither lateral line on body nor pores on head. Colour: a uniform dark brown or bluish brown; lips and distal areas of all fins paler, except for the pectorals.

Geographical Distribution : Found from Trondheim on the Norwegian coast to the Bay of Biscay; also around the British Isles (Fig. 136).

Habitat and Biology : Lives in coastal waters at shallow depths, generally from 10 to 20 m, more seldom from 75 to 100 m, on rocky bottoms with seaweeds. Solitary and secretive, undertakes only limited local movements. Spawns from May to September at 50 to 75 m depth near the shore throughout its entire range. Feeds on sea stars, crustaceans, worms, molluscs and small fish.

Size : Reaches 25-30 cm total length.

Interest to Fisheries : Of no economic importance. Caught occasionally in trawls and on hook and line, but practically useless as food.

**Fig. 136**

Local Names : DENMARK: Sortvels; FRANCE: Trident; GERMANY: Froschdorsch; NETHERLANDS: Vorschkval; NORWAY: Paddetorsk

Literature : Svetovidov (1948); Wheeler (1969)

Remarks : Considered a separate family by some ichthyologists (see papers by Dunn, Howes & Markle, *in* Cohen, 1989).

Theragra

GADI Ther

Genus with Reference : *Theragra* Lucas, 1899, *in* Jordan & Gilbert, *Rept.Fur-seal Rept.Invest.*, vol. III:486

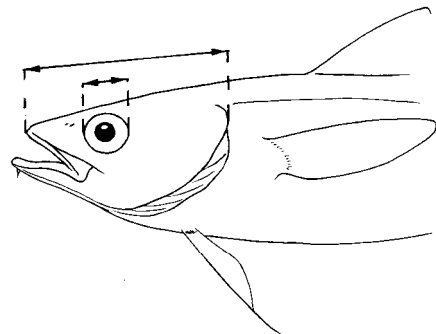
Diagnostic Features : Lower jaw projecting slightly. Small chin barbel present. Three dorsal fins and two anal fins, all separate from each other; second anal fin with a short base, less than two times the length of first dorsal fin base; pectoral fin usually reaching at least to anal fin origin; pelvic fin with a slightly elongated filament. Lateral line continuous to at least rear end of first dorsal fin base, interrupted posteriorly; head with lateral line pores. Parapophyses not expanded at their tips.

Habitat, Distribution and Biology : Generally pelagic. Widely distributed in the temperate to boreal North Pacific. Also a very rare species off Finmark in the Northeast Atlantic

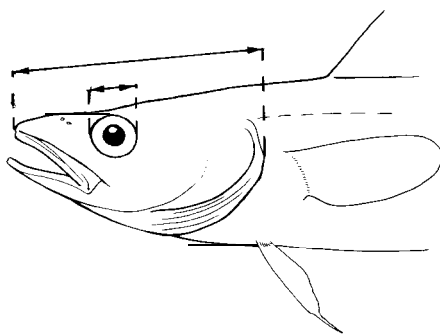
Interest to Fisheries : In the Pacific, a very important fish

Key to species :

- 1a. Eye 3.9 to 4.8 times in head length (Fig. 137) *T.chalcogramma*
- 1b. Eye 5.0 to 5.2 times in head length (Fig. 138) *T.finnmarchica*



T. chalcogramma Fig. 137



T. finnmarchica Fig. 138

Theragra chalcogramma (Pallas, 1811)

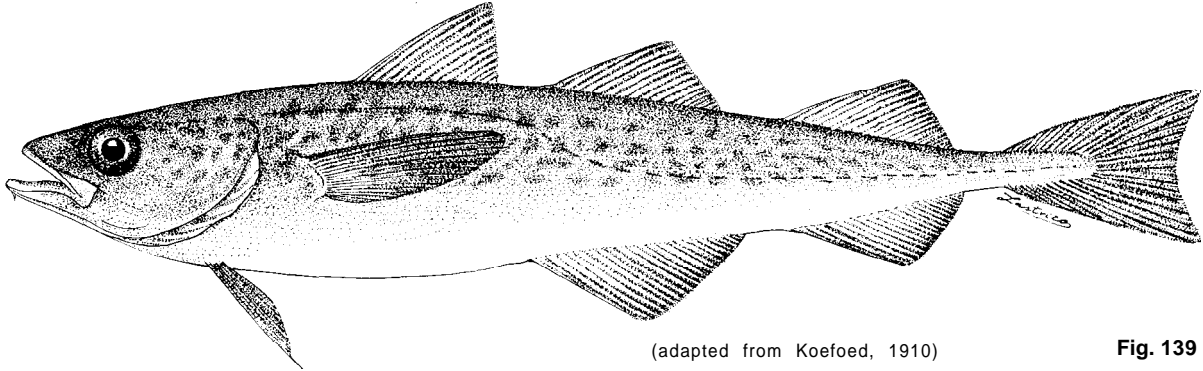
Fig. 139

GADI Ther 1

Scientific Name with Reference : *Gadus chalcogrammus* Pallas, 1811, *Zoogr.Rosso-Asiat.*, 3: 198.

Synonyms : *Gadus periscopus* Cope, 1873; *Pollachius chalcogrammus*, Jordan & Gilbert, 1881; *Gadus minor* Döderlein, 1887; *Pollachius chalcogrammus fucensis* Jordan & Gilbert, 1894; *Theragra fucensis*, Jordan & Evermann, 1898; *Theragra chalcogramma chalcogramma natio fucensis*, Svetovidov, 1948.

FAO Names : En - Alaska pollock; Fr - Lieu de l'Alaska; Sp - Colin de Alaska.



(adapted from Koefoed, 1910)

Fig. 139

Diagnostic Features : Eye 20.7 to 25.7% of head length. Predorsal length 28.1 to 29.2 % total length. Caudal peduncle depth 3.0 to 3.5 % of total length. **Colour**: olive green to brown dorsally, often mottled or blotched; silvery on sides, pale ventrally; fins darker.

Geographical Distribution : Widely distributed in the temperate to boreal North Pacific, from Central California into the eastern Bering Sea, along the Aleutian arc, around Kamchatka, in the Okhotsk Sea and into the southern Sea of Japan (Fig. 140).

Habitat and Biology : Generally demersal, from 30 to below 400 m depth, sometimes near the surface; performs diurnal vertical migrations. Reaches first maturity at 3-4 years (30 to 38 cm total length). Fecundity varies with age: 4 years: 520 000 eggs; 11 years: 15 million eggs for the W Bering Sea stock. Congregates in dense schools to spawn, usually at 50 to 250 m depth. The length of the spawning season varies by area, from 2 to 7 months. Spawns mostly from January to March in the Strait of Georgia and the Aleutian Basin, but spawning occurs much later to the northwest of the Pribilof Islands (extending to August) than in the southeastern Bering Sea. Grows rapidly and lives to 14-15 years. The young feed mainly on copepods and their eggs. Adults prey upon shrimps, sand lance and herring in British Columbia, on pink, chum and coho salmon in Alaska; and on mysids, euphausiids, silver smelt, and capelin in Asian waters. Alaska pollock is preyed upon by fur seals.

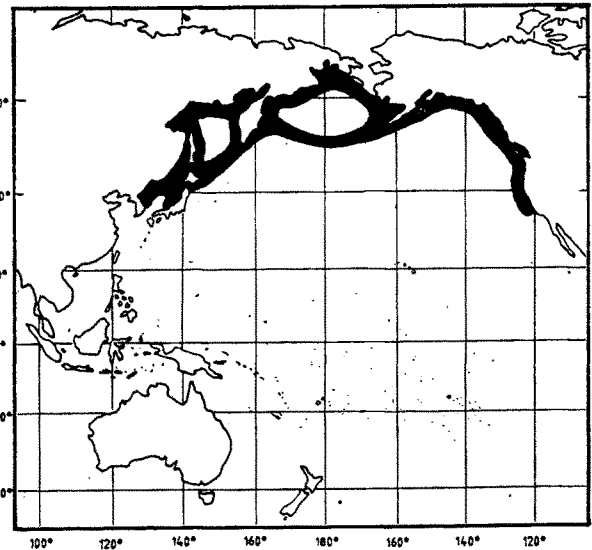


Fig. 140

Size : Reaches 80 cm total length.

Interest to Fisheries : This species contributes the largest of all demersal fish resources; it is composed of 12 major stocks distributed in different areas of the North Pacific. The catch recorded for 1987 in the FAO Yearbook of Fishery Statistics totalled 6 703 868 metric tons, of which 5 009 466 t were taken in the western North Pacific (USSR: ca. 3 420 000 t; Japan: ca. 1 216 000 t; Poland: ca. 230 000 t; and Republic of Korea: ca. 142 200 t), and 1 694 402 t in the eastern North Pacific (USA: ca. 1 38 000 t; Republic of Korea: ca. 289 000 t; Japan: ca. 97 000 t; and others). The largest catches come from the outer shelf and slope of the eastern Bering Sea between the eastern Aleutians and the Pribilof Islands, and from waters southwest of St. Mathew Islands. Fishing depth ranges from 90 and 300 m in the Bering Sea, and from 50 to 200 m in the Gulf of Alaska (100-200 m in winter and 50 to 150 m in summer).

The Alaska pollack is caught mostly by pair and stern trawls, Danish seines and longlines; gillnets and dragnets are also used in inshore areas. Trawl and longline fishing is most productive in daytime when the schools are more concentrated near the bottom. Some time ago it was used only for animal feeds, but it has now become an important food resource for humans in the form of frozen blocks (whole or fillets), roe, and salted products.

Local Names : CANADA : Walleye pollock; JAPAN: Sukesu-dara; USA: Alaska pollock; USSR: Mintai.

Literature : Svetovidov (1948); Andriashev (1954); Hart (1973); Niggol (1982); Balykin (1986).

Remarks : Svetovidov (1948), suggested that *T. chalcogramma* divides into geographical races, some of which have been named (see synonymy). Other ichthyologists recognize but a single, named species.

***Theragra finnmarkica* Koefoed, 1956**


Fig. 141

GADI Ther 2

Scientific Name with Reference : *Theragra finnmarkica* Koefoed, 1956, Fiskeridirekt.Skr., ser. Havunders., 11(5):3

Synonyms : None.

FAO Names : **En** - Norwegian pollock; **Fr** - Lieu de Norvège; **Sp** - Colin de Noruega.



(from Svetovidov, 1959)

Fig. 141

Diagnostic Features : Eye 19.2 to 19.9 % of head length. Predorsal length 29.9 to 31.9 % of total length. Caudal peduncle depth 4.0 to 4.6% of total length. **Colour** : Fresh specimens blue dorsally, pale silver-white ventrally.

Geographical Distribution : Known only from the northern tip of Norway (Fig. 142).

Habitat and Biology : Probably a benthopelagic species occurring mainly in midwaters.

Size : Reaches at least 50 cm total length.

Interest to Fisheries : None

Local Names : NORWAY: Berlevagfish.

Literature : Svetovidov (1959)

Remarks : A rare species, known only from 4 specimens, three caught in 1932, a fourth in 1957.

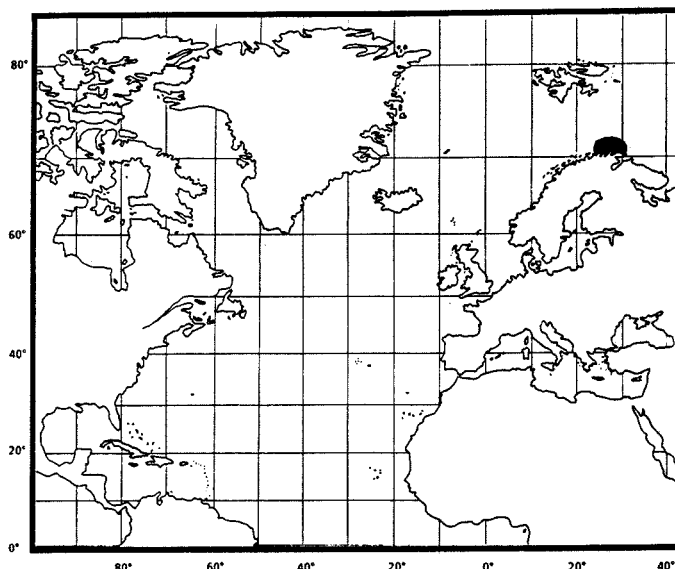


Fig. 142

Trisopterus

GADI Triso

Genus with Reference : *Trisopterus* Rafinesque, 1814, Prec.decouv.somiolog.: 16.

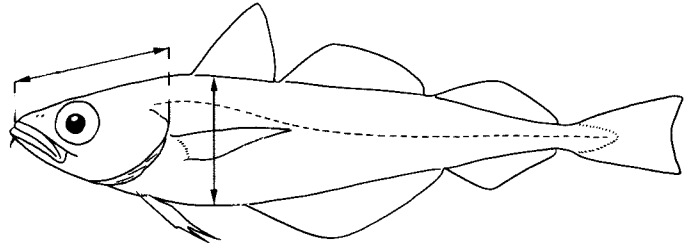
Diagnostic Features : Chin barbel well developed. Dorsal fins three; anal fins two, first anal fin with a long base, two times or more the length of the first dorsal fin base; dorsal fins in contact at their bases or with only a very small interspace; anal fin similar; pectoral fin extending beyond origin of anal fin; pelvic fin with a slightly elongated ray. Lateral line continuous for its entire length; lateral line on head with pores.

Habitat, Distribution and Biology : Benthopelagic to pelagic. Found in the eastern Atlantic to Iceland and adjacent areas of the Arctic; also, in the Mediterranean.

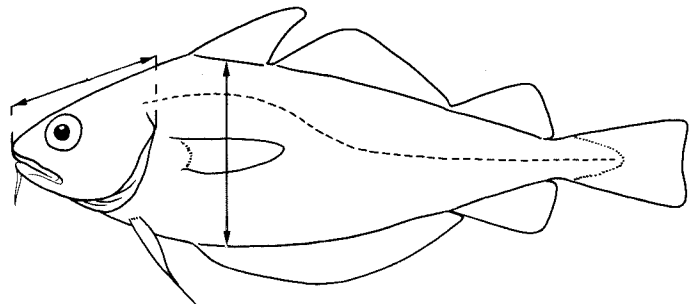
Interest to Fisheries : All three species are taken in small to moderate quantities.

Key to species:

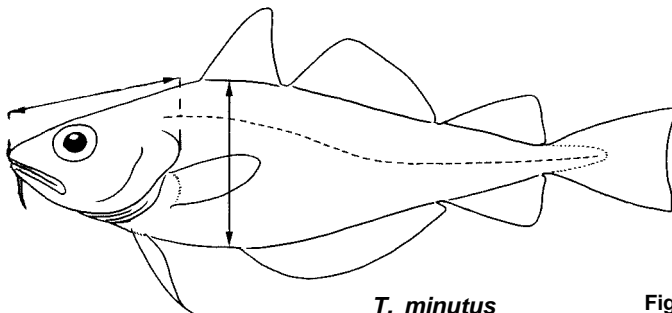
- 1a. Lower jaw slightly longer than upper. Greatest body depth less than head length (Fig. 143)..... *T. esmarkii*
- 1b. Lower jaw shorter than upper
 - 2a. Greatest body depth greater than head length (Fig. 144)..... *T. luscus*
 - 2b. Greatest body depth equal to or less than head length (Fig.145) ... *T. minutus*



T. esmarkii Fig. 143



T. luscus Fig. 144



T. minutus Fig. 145

Trisopteros esmarkii (Nilsson, 1855)

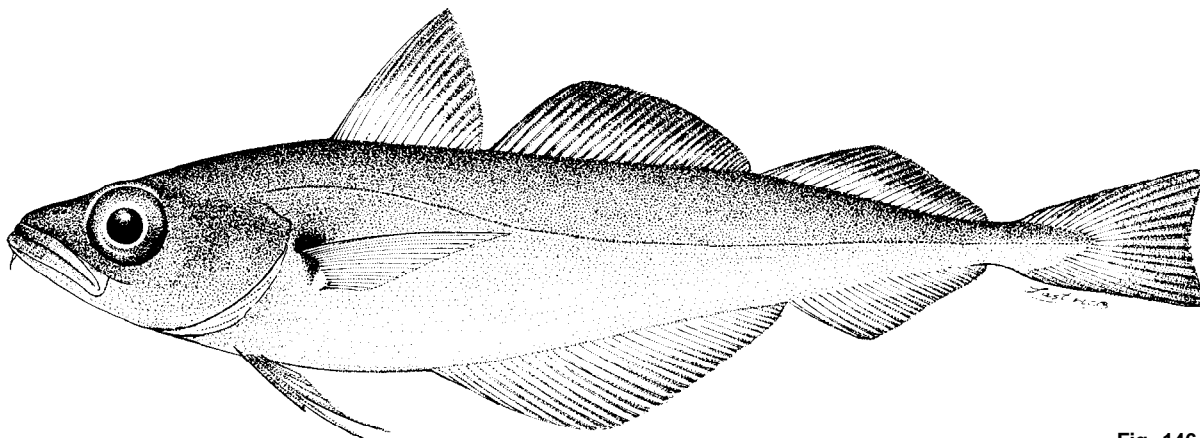
Fig. 146

GADI Triso 3

Scientific Name with Reference : *Gadus esmarkii* Nilsson, 1855, Scand.Fauna, 4:565

Synonyms : None

FAO Names : **En** - Norway pout; **Fr** - Tcaud norvegien; **Sp** - Faneca noruega.



(adapted from Svetovidov, 1948)

Fig. 146

Diagnostic Features : Lower jaw slightly longer than upper. Greatest body depth less than head length. **Colour** : grey-brown dorsally, sides silvery, belly white; a dark blotch at upper edge of pectoral base.

Geographical Distribution : Southwest Barents Sea, sometimes at Bear Island, south to the English Channel, around Iceland, and at the Faeroe Islands (Fig. 147).

Habitat and Biology : Benthopelagic to pelagic over muddy bottoms at depths of 50-300 m, but mostly found between 100 and 200 m. First maturity is reached at 2 years (14 to 15 cm) and sex ratio of adults in the North Sea is 43% males: 57% females. A 15 to 19 cm fish lays 27 000 to 51 200 eggs; the spawning period extends from January to July (mostly from March to May). Migrates for spawning between the Shetland Islands and Norway and out of the Skagerrak, the major spawning grounds being located between NW Scotland, Norway, Faeroe Islands and Iceland. Growth is rapid: at 1 year, 13 cm; 2 years, 19 cm; 3 years, 21 cm; maximum age is 4 to 5 years. It is a pelagic feeder, mostly on planktonic crustaceans (copepods euphausiids, shrimps, amphipods) but also on small fish and various eggs and larvae.

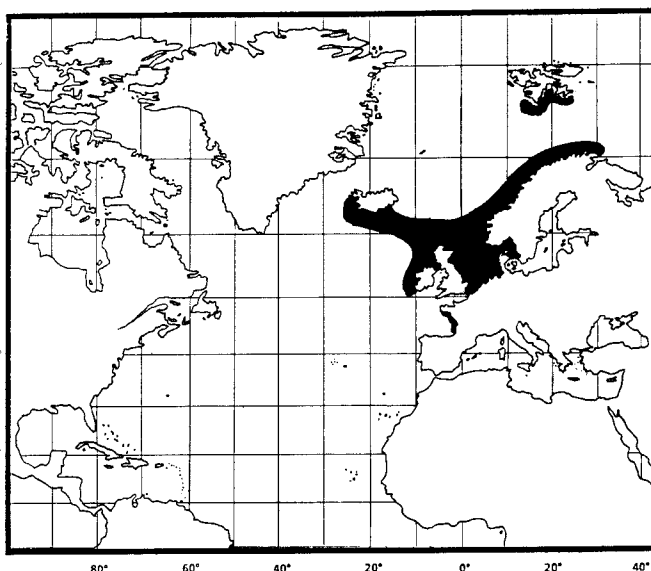


Fig. 147

Size : An exceptional specimen reached 35 cm; however, less than 20 cm is the more ordinary size.

Interest to Fisheries : The catch reported for 1987 in the FAO Yearbook of Fishery Statistics was 321 082 metric tons, down from 878 000 t in 1974. Major exploiting countries are Denmark (ca. 219 000 t), Norway (ca. 81 000 t) and the Faeroe Islands (ca. 20 000 t), using bottom trawls and Danish seines. The major fishing grounds are the northern North Sea and Skagerrak and to a lesser extent, the Norwegian More coast, between 100 and 250 m depth. Used mainly for fish meal and oil.

Local Names : DENMARK: Spaering; FRANCE : Mostelle de fond, Tacaud norvegien; GERMANY: Stintdorsch; NORWAY: Ogerpal, Skellbrosme; UK: Norway pout.

Literature : Svetovidov (1948); Andriashev (1954); Raitt (1968a)

Trisopterus luscus (Linnaeus, 1758)

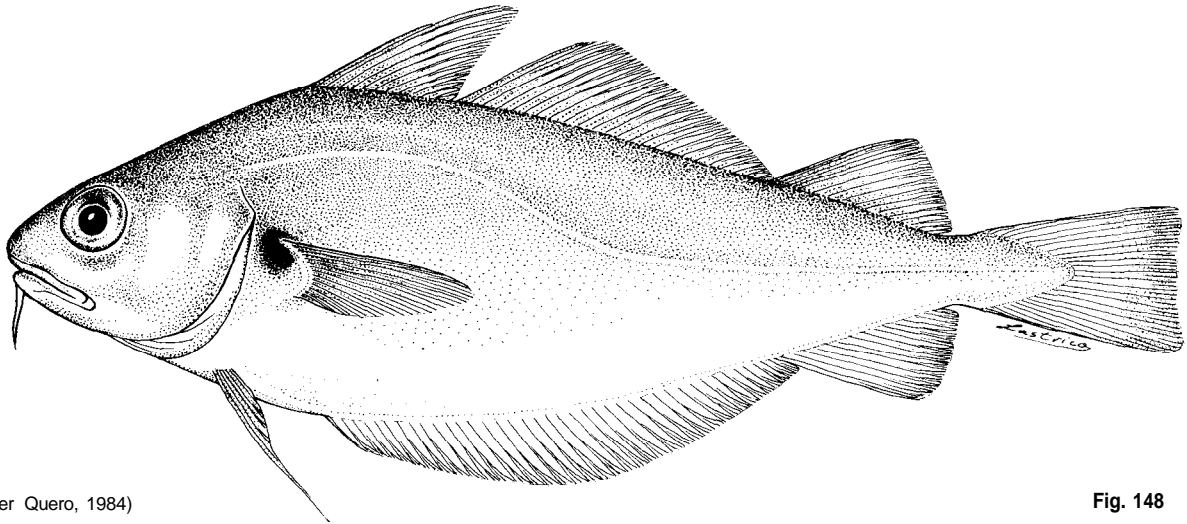
Fig. 148

GADI Triso 2

Scientific Name with Reference : *Gadus luscus* Linnaeus, 1758, *Syst.Nat.*, ed.10:252.

Synonyms : *Gadus barbatus* Linnaeus, 1758; *Gadus bibus* Lacépède, 1800; *Morhua lusca*, Fleming, 1828; *Morhua barbata*, Fleming, 1828; *Gadus colias* Gronow, 1854; *Gadulus luscus*, Malm, 1877.

FAO Names : En- Pouting; Fr - Tacaud commun; Sp - Faneca.



(after Quero, 1984)

Fig. 148

Diagnostic Features : Lower jaw shorter than upper. Greatest body depth greater than head length. **Colour**: light brown dorsally, sides greyish becoming silvery ventrally; four or five broad indistinct transverse bars on the side; a dark blotch at the upper edge of the pectoral base.

Geographical Distribution : From the British Isles and Skagerrak to about 25°N along the West African coast, also at the offshore islands and in the western Mediterranean (Fig. 149).

Habitat and Biology : A benthopelagic species living mostly on the outer shelf up to 100 m depth, but moving inshore to depths of 50 m or less for spawning. Found also in estuaries. Immatures form schools above sandy bottoms. First maturity is reached at the end of first year. Spawning occurs from December to April (mostly March-April) in the Atlantic and from January to July in the Mediterranean. Growth is rapid: at 1 year, 21-25 cm; 2 years, 23-27 cm; 3 years, 28-33 cm. Maximum age is 4 years. Feeds on benthic crustaceans but also on small fish, molluscs and polychaetes.

Size : Reaches at most 45 cm total length, generally 30 cm or less.

Interest to Fisheries : The catch reported for 1987 in the FAO Yearbook of Fishery Statistics was 22 664 metric tons of which 18 591 t were taken in the northeastern Atlantic (France: ca. 6 400 t; Spain: ca. 6 100 t; Portugal: ca. 4 300 t; and others), 2 006 t in the eastern central Atlantic (mostly Morocco) and 2 067 t in the Mediterranean (mostly Spain).

Local Names : BELGIUM: Steenbolk; DENMARK: Skaegtorsk; FRANCE: Barraud, Gade, Guitan moulek, Guidon, Kiankiarquia, Officier, Plouse, Poule de mer, Tacaud; GERMANY: Franzosendorsch; GREECE: Bakallaraki; ITALY: Merluzzetto bruno; MOROCCO: Capela, Faneca; NETHERLANDS: Steenbolk; NORWAY: Skjeggorsk; PORTUGAL: Faneca; SPAIN: Faneca; SWEDEN: Bredtorsk, Skaggtorsk; UK: Bib, Pout, Pouting; USSR: Lyusca.

Literature : Svetovidov (1948); Bini (1969); Quero (1984); Fischer, Bauchot & Schneider, eds (1987).

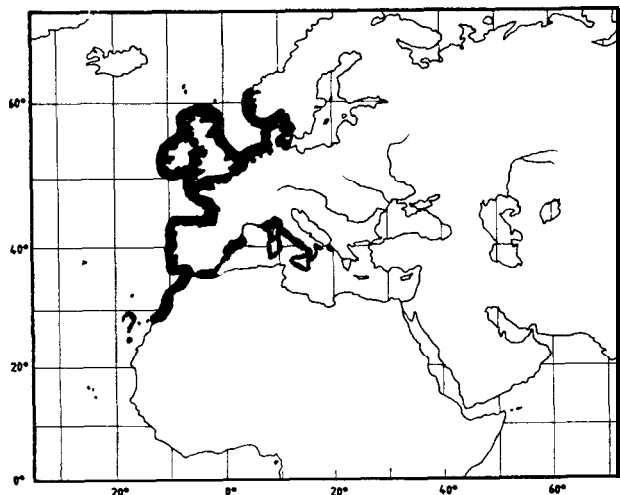


Fig. 149

Trisopterus minutus (Linnaeus, 1758)

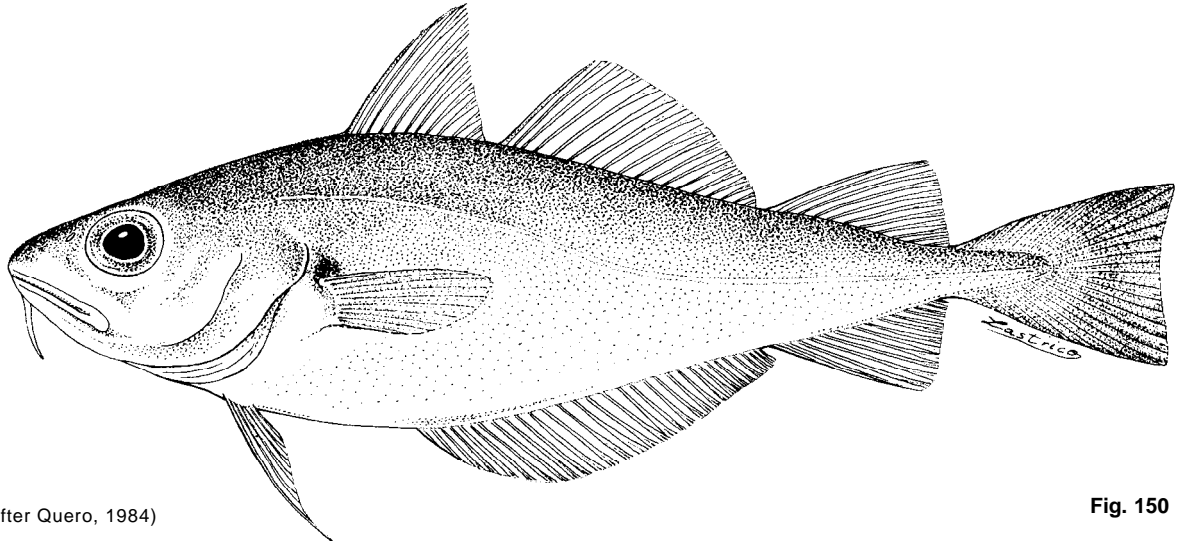
Fig. 150

GADI Triso 1

Scientific Name with Reference : *Gadus minutus* Linnaeus, 1758, *Syst.Nat.*, ed. 10:253.

Synonyms : *Gadus capelanus* Lacépède, 1800; *Gadus tacaud* Lacépède, 1800; *Morva capelanus*, Risso, 1826; *Brachygadus minutus*, Gill, 1863; *Gadulus minutus*, Malm, 1877; *Trisopterus minutus minutus*, Svetovidov, 1948; *Trisopterus minutus capelanus*, Svetovidov, 1948; *Gadus (Trisopterus) capelanus*, Dieuzeide *et al.* 1959.

FAO Names : En - Poor cod; Fr - Capelan de Méditerranée; Sp - Capellán.



(after Quero, 1984)

Fig. 150

Diagnostic Features : Lower jaw shorter than upper. Greatest body depth equal to or less than head length. **Colour**: brownish yellow dorsally, paler ventrally; a dark blotch at upper base of pectoral fin.

Geographical Distribution : From the Trondheim Fjord and the Faeroe Islands to Portugal and along the Atlantic coast of Morocco and in the Mediterranean. (Fig. 151).

Habitat and Biology : Benthopelagic to depths of 400 m, mostly from 15 to 200 m in the Atlantic and to 120 m in the Mediterranean on muddy or sandy bottoms. A gregarious species, living in small schools. First maturity is reached at 1 year. Spawns from December to March off Spain, February to March in the English Channel and December to March in the Mediterranean, at 50-100 m depth. Growth is rapid, more so in females than in males: at 1 year, 12-14 cm; 2 years, 17-19 cm; at 4 years, 40 cm for males and 6 years for females. Feeds on crustaceans, small fish, and polychaetes.

Size : Reaches 40 cm total length.

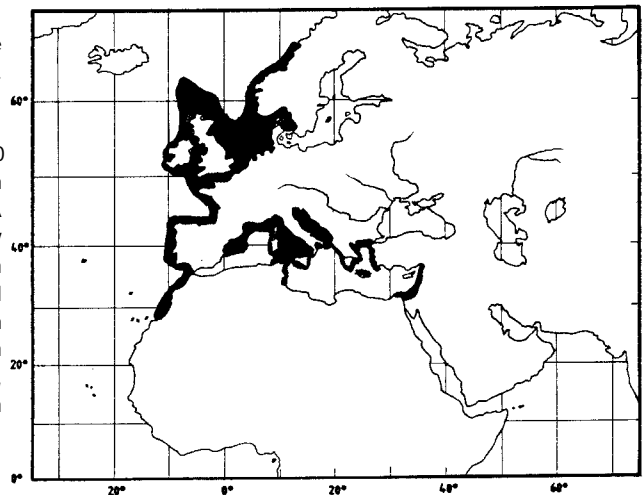


Fig. 151

Interest to Fisheries : Locally abundant and reputedly a good food fish but not extensively fished. The catch reported for 1987 in the FAO Yearbook of Fishery Statistics was 935 metric tons, all by France in the Mediterranean. Gear used includes trawls, gill nets, longlines and handlines. Found regularly in northern Mediterranean markets, fresh and chilled; also used for fish meal in Sicily.

Local Names : ALBANIA: Peshk lakuriq; ALGERIA: Bakalá; CYPRUS: Bacaliaraki; EGYPT: Nazelli; FRANCE: Capailla, Capelin; GREECE: Fighi; ISRAEL: Shibbut guz; ITALY: Asinello, Busbano, Cappellano, Figarotto, Merluzzetto, Mormoro, Pesce mudo; LEBANON: Armout; LIBYA: Merlutso; MALTA: Mankana; MONACO: Capelan; MOROCCO: Capelan; SPAIN: Capella, Mollera; TUNISIA: Nazalli; UK: Poor-cod; USSR: Kapelan; YUGOSLAVIA: Ugotica mala.

Literature : Svetovidov (1948); Bini (1969); Quero (1984) Bauchot, Fischer & Schneider, eds (1987).

Remarks : The population living in the Mediterranean and to the south along the African coast is considered to be a separate species or subspecies, *T. minutus capelanus*.

Urophycis

GADI Uroph

Genus with Reference : *Urophycis* Gill, 1864, *Proc.Acad.Nat.Sci.Philad.*, 1863 (1864), 15:240.

Diagnostic Features : Two dorsal fins; one anal fin, neither connected with caudal fin; first dorsal fin with 9 to 13 rays; anal fin not indented; pelvic fin with two elongated rays. Head with lateral-line pores. Opisthotic bone at rear of skull lacking large processes for attachment of pectoral girdle; post-temporal and supracleithrum poorly developed.

Habitat, Distribution and Biology : Benthic, mostly on soft bottom, chiefly in the western Atlantic from Canada to Argentina, rarely caught in the eastern North Atlantic.

Interest to Fisheries : Several of the species are fished commercially and are of varying importance.

Remarks : The taxonomy of *Urophycis* species requires additional study, especially in the tropics and off temperate South America. Species accounts are not presented for indeterminate names, which are also excluded from keys and synonymies.

Key to species:

1a. First dorsal fin with an elongated ray

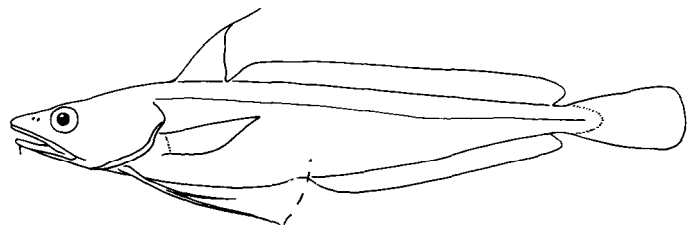
2a. Upper limb of first gill arch with two rakers (rarely 3); scale rows between first dorsal fin and lateral line 11 or more

3a. Pelvic fin rarely reaching beyond origin of anal fin (Fig 152)..... *U. tenuis*

3b. Pelvic fin extending beyond origin of anal fin (Fig. 153).... *U. brasiliensis*


2b. Upper limb of first gill arch with 3 rakers (rarely 2); scale rows between first dorsal fin and lateral line about 7 (Fig. 154)..... *U. chuss*

1b. First dorsal without an elongated ray



U. tenuis

Fig. 152



U. brasiliensis

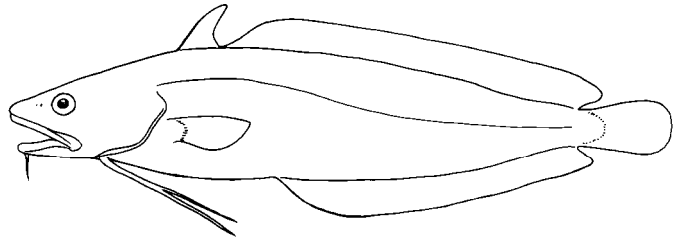
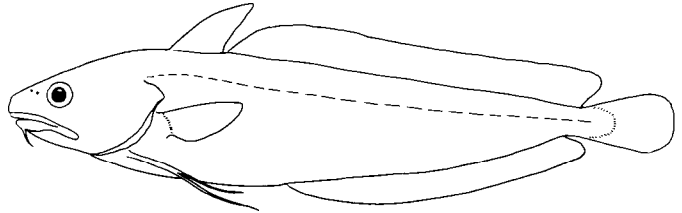
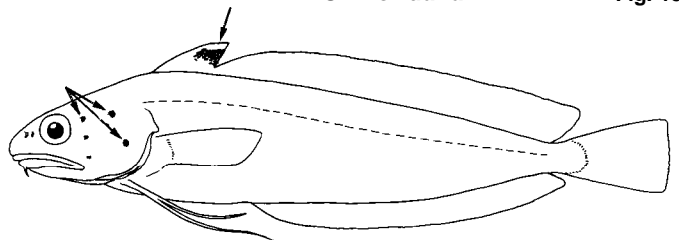
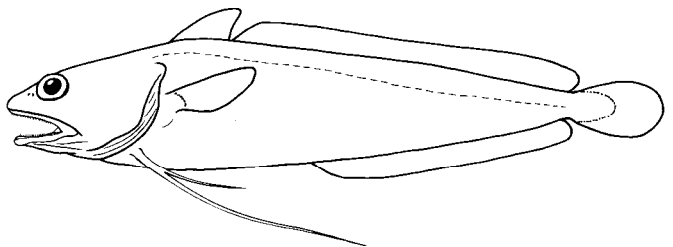
Fig. 153



U. chuss

Fig. 154

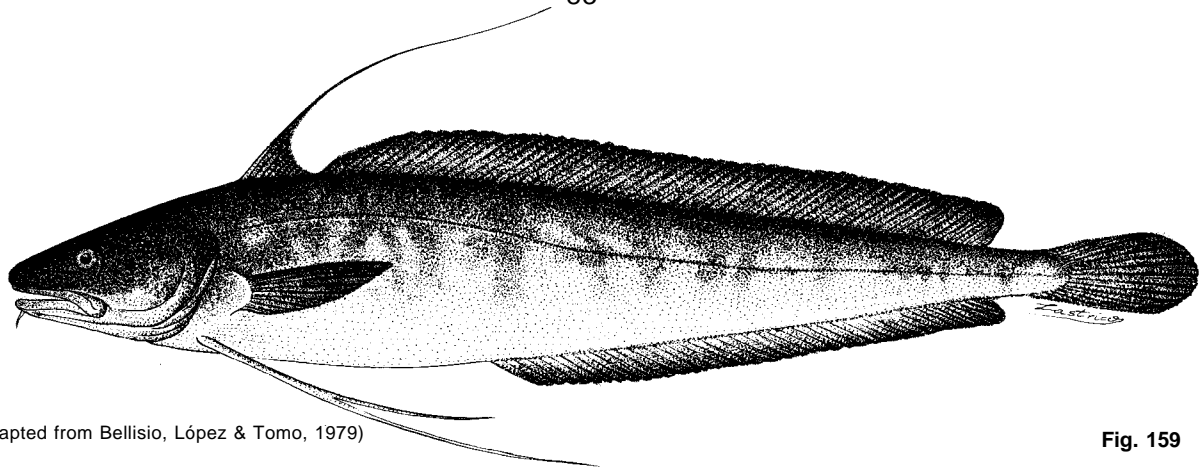
- 4a. Scale rows between first dorsal fin and lateral line 18 to 21 (Fig. 155) ***U. earllii***
- 4b. Scale rows between first dorsal fin and lateral line 12 or fewer
- 5a. Upper limb of first gill arch with 2 rakers (Fig. 156)..... ***U. floridana***
- 5b. Upper limb of first gill arch with 3 rakers (rarely 2)
- 6a. A series of dark spots on head; first dorsal fin with a dark blotch and distinct white margin (Fig. 157)..... ***U. regia***
- 6b. No series of dark spots on head; first dorsal fin with neither a dark blotch nor white margin (Fig. 158)..... ***U. cirrata***

***U. earllii*****Fig. 155*****U. floridana*****Fig. 156*****U. regia*****Fig. 157*****U. cirrata*****Fig. 158*****Urophycis brasiliensis*** (Kaup, 1858)**Fig. 159****GADI Uroph 3**

Scientific Name with Reference : *Phycis brasiliensis* Kaup, 1858, *Wiegman Arch.*, 88.

Synonyms : *Laemonema longifilis* Günther, 1880

FAO Names : **En** - Brazilian codling; **Fr** - Phycis brésilien; **Sp** - Brótola brasileña



(adapted from Bellisio, López & Tomo, 1979)

Fig. 159

Diagnostic Features : Upper limb of first gill arch with two rakers. First dorsal fin with an elongated ray; pelvic fin extending beyond origin of anal fin. Scale rows between first dorsal fin and lateral line about 13. **Colour**: a dusky blotch present on opercle.

Geographical Distribution : Coasts of southern Brazil, Uruguay, and Argentina (Fig. 160).

Habitat and Biology : Demersal, taken at depths of 70 to 80 m off Argentina.

Size : Reaches to at least 40 cm total length.

Interest to Fisheries : A prized species taken incidentally by corvina fishermen. The catch reported for 1987 in the FAO Yearbook of Fishery Statistics totalled 1 266 metric tons, of which 1 202 t were taken by Argentina.

Local Names : ARGENTINA: Brótola; BRAZIL: Abrotea; URUGUAY: Brotóla.

Literature : Svetovidov (1948); Bellisio, López & Tomo (1979).

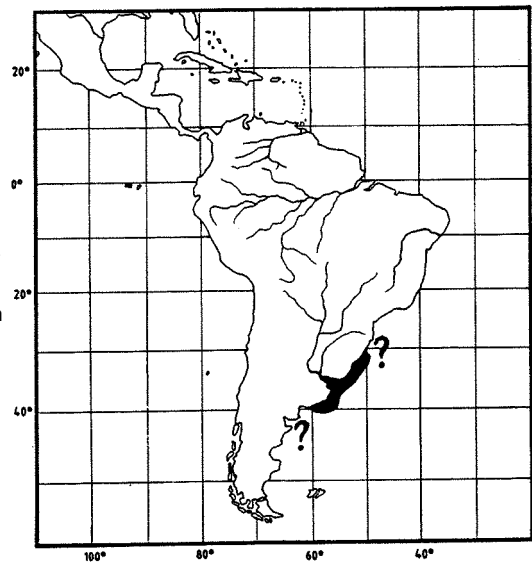


Fig. 160

***Urophycis chuss* (Walbaum, 1792)**

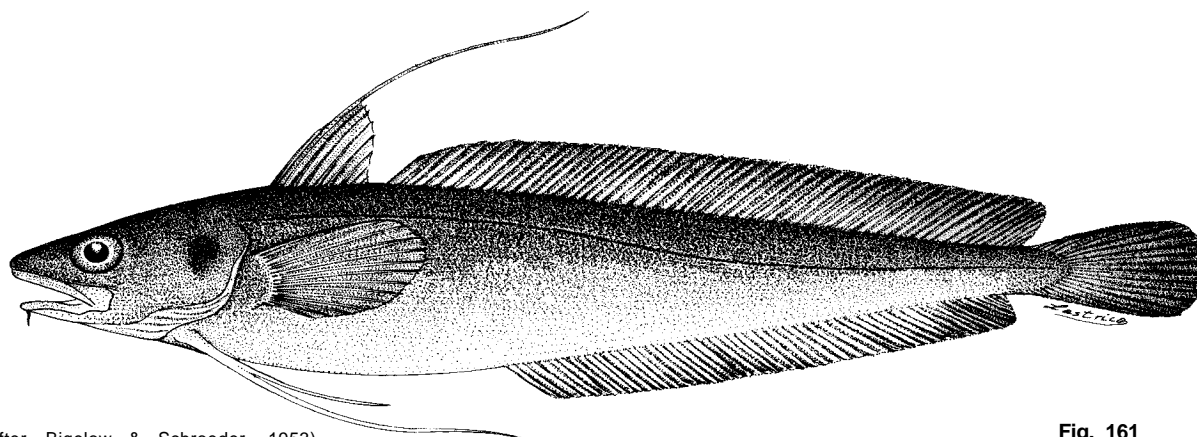
Fig. 161

GADI Uroph 4

Scientific Name with Reference : *Blennius chuss* Walbaum, in Artedi, 1792, Gen.Pisc.: 186.

Synonyms : *Enchelyopus americanus* Bloch & Schneider, 1801; *Gadus longipes* Mitchill, 1814; *Phycis marginatus* Rafinesque, 1818; *Phycis filamentosus* Storer, 1858; *Phycis americanus*, Günther, 1862; *Phycis chuss*, Gill, 1864.

FAO Names : En - Red hake; Fr - Merluche écureuil; Sp - Locha roja.



(after Bigelow & Schroeder, 1953)

Fig. 161

Diagnostic Features : Upper limb of first gill arch with 3 rakers (rarely 2). First dorsal fin with an elongated ray. Scale rows between first dorsal fin and lateral line about 7. **Colour**: variable, reddish to olive brown dorsally, sometimes very dark or mottled; lower side paler, sometimes with dusky dots; belly and underside of head pale; fins generally dark, except for pelvics, which are pale; a dusky blotch present on opercle.

Geographical Distribution : Western North Atlantic, from North Carolina to southern Nova Scotia, straying to the Gulf of St. Lawrence. Rare European records are probably *U. tenuis* (Fig. 162).

Habitat and Biology : Normally found on soft muddy and sandy bottoms, but never on rocks gravel or shells. Juveniles live along the coasts at shallow depths (4 to 6 m); adults migrate to deeper waters, beyond 35 m, generally to between 110 and 130 m, and in some instances, to over 550 m. The highest concentrations of mature fish are found deeper than 180 m. There are apparently no long-distance migrations, but only seasonal inshore-offshore movements. Juveniles live in scallops (*Placopecten magellanicus*), then in the vicinity of scallop beds until their second year of life. Maturity is reached at 3 years. At the beginning of summer (commencing in spring and continuing into the autumn) the fish move from deep to shallow waters for spawning, then again offshore until the following spring. The main spawning grounds are located off southern New England and all around inshore areas of the Gulf of Maine in depths of less than 100 m. Growth is very rapid and females are larger than males: at 1 year, 20 cm; 2 years, 32 cm; 3 years, 40 cm. Feeds on shrimps, amphipods and other crustaceans, but also on squid and fish (herring, flatfish, mackerel and others).

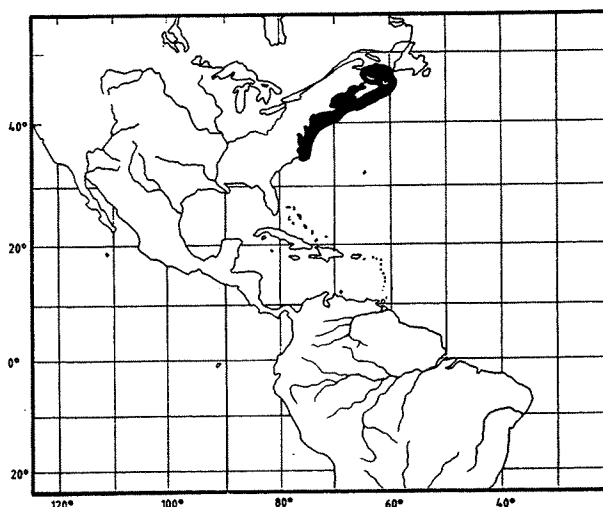


Fig. 162

Size : Reaches 50 cm total length (records of larger fish are probably *U. tenuis*).

Interest to Fisheries : A variable constituent of the trawl fishery. Catches have decreased from 75 500 metric tons in 1972 to 2 626 t in 1987, mostly by USA (2 009 t) in Gulf of Maine. Marketed fresh or frozen; smaller fish are used for animal feeds.

Local Names : CANADA: Red hake, Squirrel hake; UK: Squirrel hake; USA: Red hake, Squirrel hake.

Literature : Svetovidov (1948); Bigelow & Schroeder (1953); Leim & Scott (1966); Musick (1973, 1974).

Remarks : Musick (1973) has shown that *U. chuss* and *U. tenuis* have been confused for many years. Hence many of the earlier synonymies, literature accounts and catch statistics are incorrect.

Urophycis cirrata (Goode & Bean, 1896)

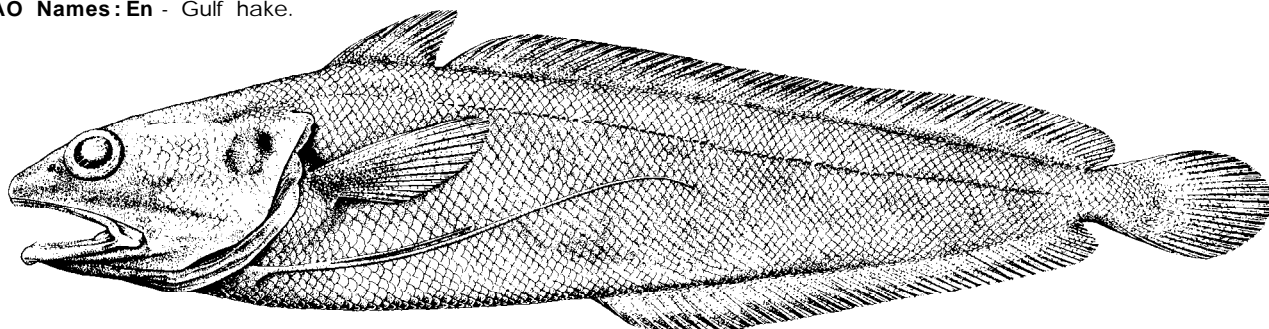
Fig. 163

GADI Uroph 5

Scientific Name with Reference : *Phycis cirratus* Goode & Bean, 1896, Oceanic Ichthyol., 1896:358.

Synonyms : None

FAO Names : En - Gulf hake.



(drawn by K. Moore, Washington)

Fig. 163

Diagnostic Features : Gill rakers on upper arm of first arch 3 (rarely 2); barbel very short, lacking in many specimens. First dorsal fin lacking an elongated ray. Scale rows between lateral line and first dorsal fin 6 to 9. **Colour**: a diffuse dusky blotch present on opercle; no series of dark spots on head.

Geographical Distribution : Florida, Gulf of Mexico, northern coasts of South America to the Orinoco, perhaps to Rio de Janeiro (Fig. 164).

Habitat and Biology : Demersal on mud bottoms from 27 to 684 m, most common between 360 and 470 m.

Size : Reaches at least 57 cm total length.

Interest to Fisheries : No commercial fishery, perhaps due to a relatively deep centre of abundance.

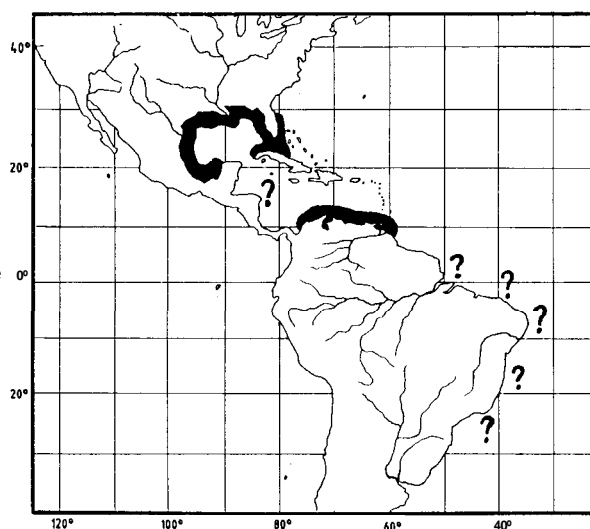


Fig. 164

Urophycis earllii (Bean, 1880)

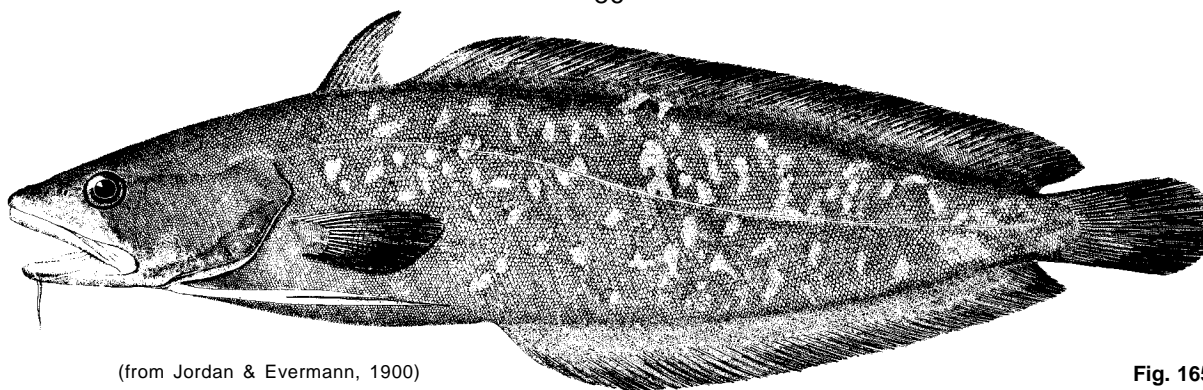
Fig. 165

GADI Uroph 6

Scientific Name with Reference : *Phycis earllii* Bean, 1880, Proc. US Natl. Mus., 3:69

Synonyms : None.

FAO Names : En - Carolina hake.



(from Jordan & Evermann, 1900)

Fig. 165

Diagnostic Features : Gill rakers on upper arm of first arch two. First dorsal fin lacking an elongated filament; pelvic fin rarely extending beyond origin of anal fin. Scale rows between lateral line and first dorsal fin 18 to 21. **Colour** : generally dark; sides mottled.

Geographical Distribution : Southeast coast of the USA, from Cape Hatteras to the northeast coast of Florida (Fig. 166).

Habitat and Biology : Demersal from nearshore to about 81 m, apparently prefers hard bottoms.

Size : Reaching about 45 cm total length.

Interest to Fisheries : Taken as bycatch in trawls. No commercial fishery.

Local Names : USA: Carolina hake.

Literature : Hildebrand & Cable (1938).

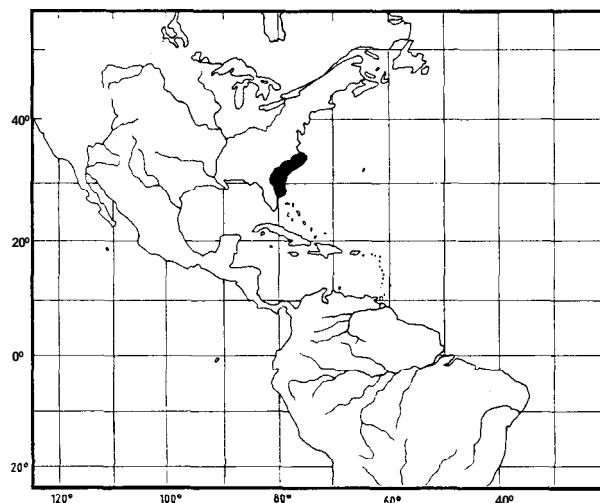


Fig. 166

***Urophycis floridana* (Bean & Dressel, 1884)**

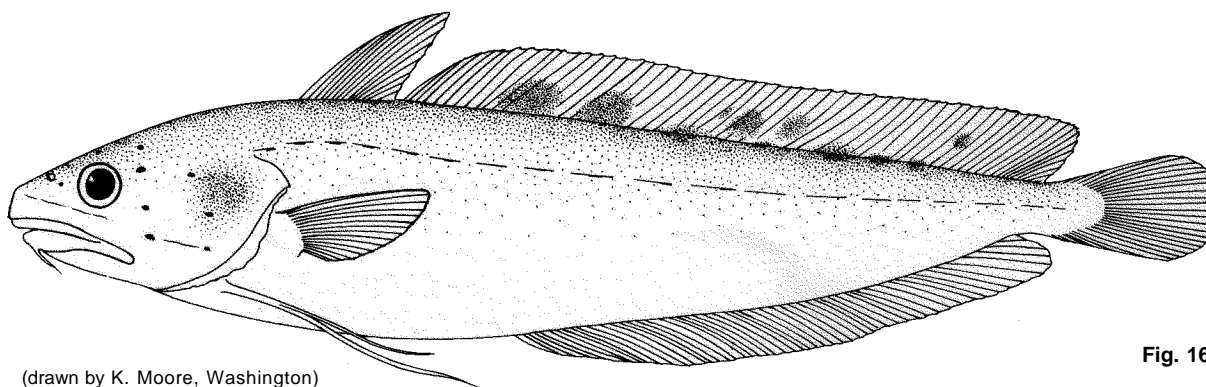
Fig. 167

GADI Uroph 1

Scientific Name with Reference : *Phycis floridanus* Bean & Dressel, 1884, Proc.Biol.Soc.Wash.: 100

Synonyms : None

FAO Names : **En** - Southern codling; **Fr** - Phycis de Floride; **Sp** - Locha de Florida.



(drawn by K. Moore, Washington)

Fig. 167

Diagnostic Features : Gill rakers on upper arm of first arch two. First dorsal fin lacking an elongated ray. Scale rows between first dorsal fin and lateral line 9 to 12. **Colour**: a dusky blotch present on opercle; a series of dark spots on head.

Geographical Distribution : From Beaufort, North Carolina south along the coast and into the Gulf of Mexico, where it occurs south to about 23° lat. off Mexico (Fig. 168).

Habitat and Biology : Onshore to 400 m depth but most common in less than 300 m. Juveniles of this demersal species spend part of their life in estuaries. Shallow-water specimens feed on crustaceans, worms and fish.

Size : Maximum 35 cm; common to 25 cm.

Interest to Fisheries : Fished in coastal waters with bottom trawls; marketed mostly fresh.

Local Names : USA: Southern hake

Literature : Hildebrand & Cable (1938); Cohen (1978).

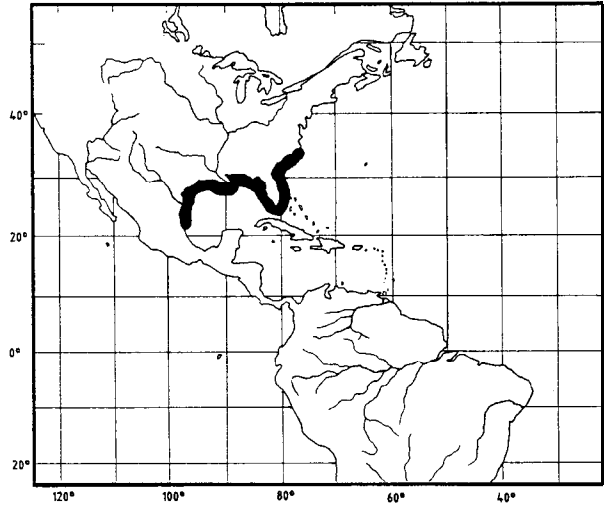


Fig. 168

Urophycis regia (Walbaum, 1792)

Fig. 169

GADI Uroph 2

Scientific Name with Reference : *Blennius regius* Walbaum, 1792, in Artedi, *Gen.Pisc.*, 186.

Synonyms : *Enchelyopus regalis* not Bloch & Schneider, 1801; *Gadus punctatus* Mitchill, 1815; *Phycis punctatus*, Dekay, 1842; *Phycis regalis*, Güther, 1862.

FAO Names : **En** - Spotted codling; **Fr** - Phycis tacheté; **Sp** - Locha regia

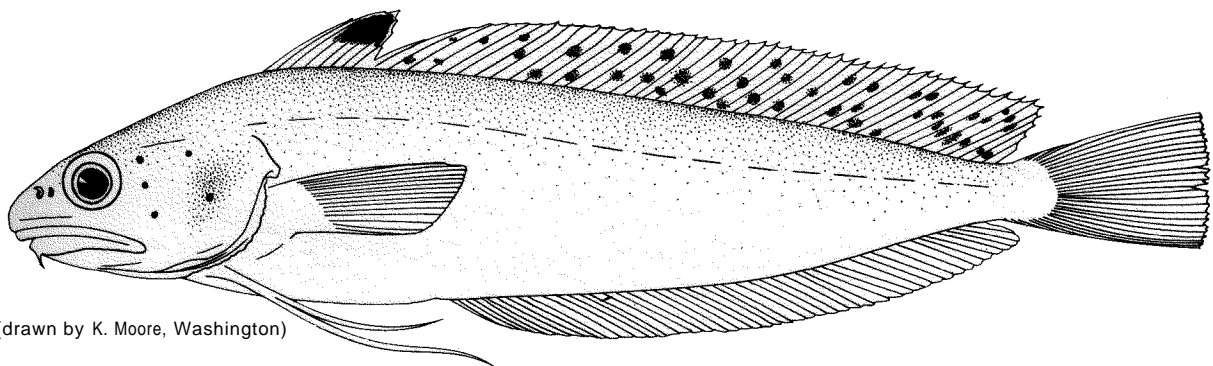


Fig. 169

Diagnostic Features : Gill rakers on upper arm of first arch 3 (rarely 2). First dorsal fin lacking an elongated ray. Scale rows between first dorsal fin and lateral line 9 to 12. **Colour**: a dusky blotch on opercle; a series of dark spots on head; first dorsal fin with a dark blotch and distinct white margins.

Geographical Distribution : Common from southern New England to the northeast coast of Florida; also found in the northeastern Gulf of Mexico (Fig. 170).

Habitat and Biology : Onshore to 420 m depth, most common between 110 and 185 m. Juveniles of this demersal species spend part of their life in estuaries. Feeds mainly on crustaceans, but fish and squid have also been found in stomachs.

Size : Maximum 41 cm; common to 17 cm.

Interest to Fisheries : Fished in coastal waters with bottom trawls. Marketed fresh in small quantities.

Local Names : USA: Spotted hake.

Literature : Hildebrand & Schroeder (1928); Hildebrand & Cable (1938); Bigelow & Schroeder (1953); Cohen (1978).

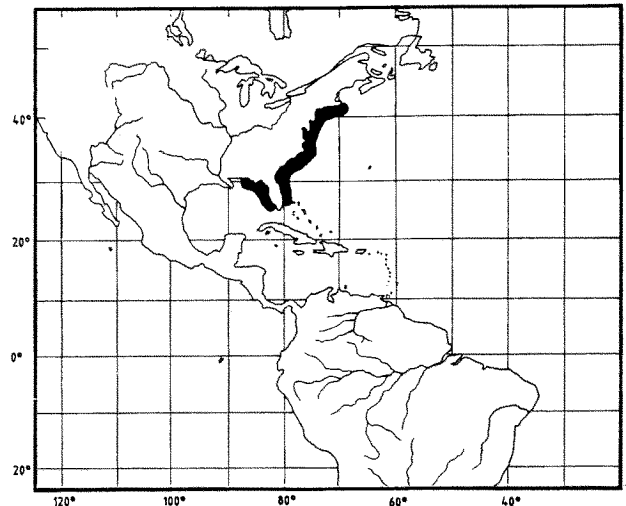


Fig. 170

Urophycis tenuis (Mitchill, 1814)

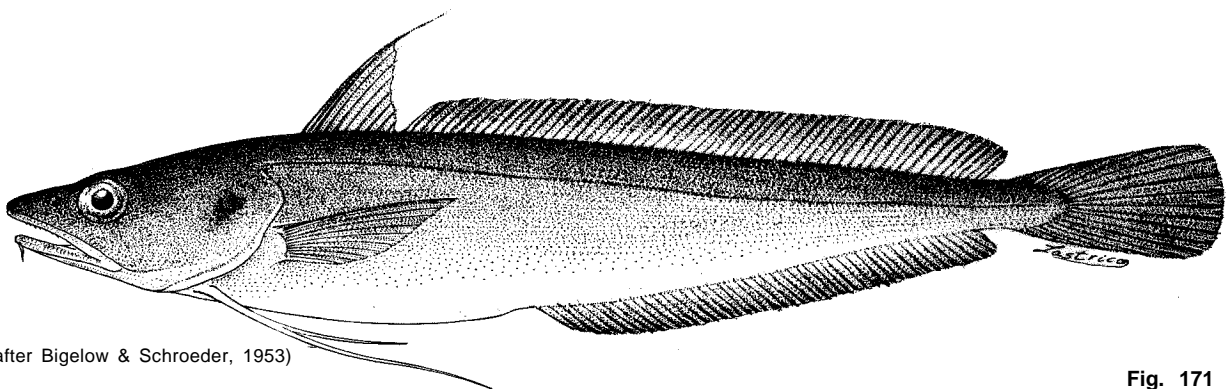
Fig. 171

GADI Uroph 7

Scientific Name with Reference : *Gadus tenuis* Mitchill, 1814, *Rept. in Part Fishes N.Y.*:4.

Synonyms : *Phycis furcatus* Fleming, 1828; *Phycis americanus* Storer, 1858; *Phycis dekayi* Kaup, 1858; *Phycis tenuis*, Gill, 1864; *Urophycis (Emphycis) tenuis*, Jordan & Evermann, 1898; *Phycis borealis* Saemundsson, 1913.

FAO Names : **En** - White hake; **Fr** - Merluche blanche; **Sp** - Locha blanca.



(after Bigelow & Schroeder, 1953)

Fig. 171

Diagnostic Features : Upper limb of first gill arch with two rakers (rarely 3). First dorsal fin with an elongated ray. Scale rows between first dorsal fin and lateral line about 12. **Colour** : variable, dorsally various dark shades, paler laterally, sometimes bronze, belly pale dirty to yellow white; pelvic fins pale; a dusky blotch present on opercle.

Geographical Distribution : Labrador and the Grand Banks of Newfoundland to the coast of North Carolina. Straying to Iceland in the east and Florida in the south (Fig. 172).

Habitat and Biology : Demersal on soft, muddy bottoms of the continental shelf and upper slope. Although it reaches down to 980 m depth, it is mostly found at 180 m. Mature fish migrate inshore in the northern Gulf of Maine in summer, disperse in autumn, and move into deepest areas in winter. Spawns from July to September in shallow waters. Males are mature at 40 cm length, females at 48 cm. Fecundity ranges from 1 to 15 million eggs per female (mostly 2 to 6 million). Growth is rapid: at 1 year, 20 cm, 3 years, 42 cm; 4 years, 46 cm; 5 years, 49 cm; 6 years, 55 cm; 7 years, 60 cm. Maximum age is 10 years. Feeds on small crustaceans, squids and small fish.

Size : Reaches about 120 cm total length; common to 70 cm.

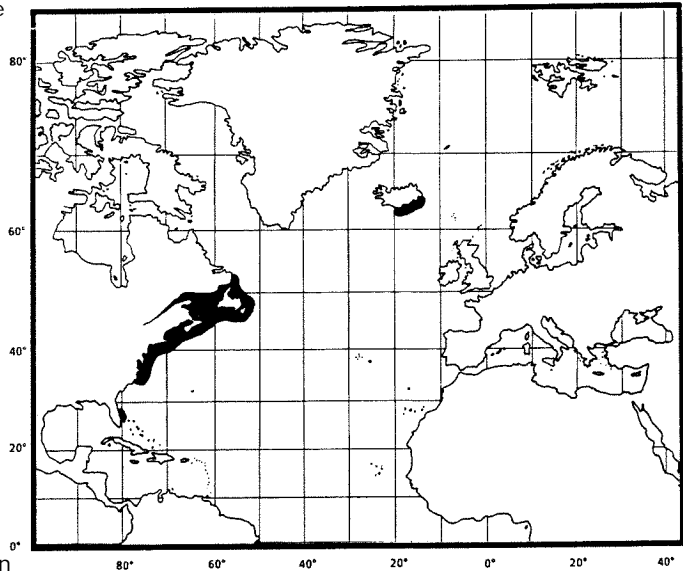


Fig. 172

Interest to Fisheries : Reported landings in 1987 were 30 429 metric tons, mostly taken by Canada (19 570 t), USA (5 830 t), and Spain (4 788 t). Caught with gill nets, otter trawls, Danish and Scottish seines, longlines and other gear. The major fishing grounds are located at 100 to 247 m depth in Newfoundland and the Gulf of Maine. Larger fish are marketed fresh or frozen as fillets; smaller ones are used for animal feed.

Local Names : CANADA, USA: Mud hake, White hake.

Literature : Bigelow & Schroeder (1953); Musick (1973, 1974); Beacham (1983).

Remarks : Landings of this species have been confused with those of *U. chuss*.

2.5 FAMILY MACROURIDAE

MACROUR

Synonyms : Coryphaenoididae Gilbert & Hubbs, 1916; Macrouroididae Smith & Radcliffe, 1912.

FAO Names : **En** - Grenadiers, Rattails, Whiptails; **Fr** - Grenadiers; **Sp** - Colas de ratón, Granaderos, Ratones.

General Features : Trunk short; tail compressed and greatly elongated, tapering to a slender point that lacks a caudal fin (except in *Trachyrincus* which has a small caudal fin; other species may develop what appears to be a caudal fin when the tail tip is broken off and the dorsal and anal rays overgrow the broken end). Head small to enormously inflated; shape compressed, rounded, or cylindrical, with a bluntly rounded to sharply pointed snout; mouth large and terminal to small and inferior; chin barbel usually present; eyes moderate to very large in most; teeth on premaxilla and mandible only, none on roof of mouth; arrangement on jaws variable from sparse single series of enlarged canines to broad villiform bands; gillrakers tubercular in most, long and slender in subfamilies Bathygadinae, Macrouroidinae and *Trachyrincinae*; branchiostegal rays 6 or 7 (rarely 8). Dorsal fins two, except in Macrouroidinae with one; first dorsal high, the two anteriormost rays spinous except in *Trachyrincinae* and Macrouroidinae; first spinous ray minute and closely appressed to base of long stiff second ray; second dorsal and anal fins long, usually with more than 80 rays, both fins meet at tip of tail; pectoral fins narrow-based, positioned high on trunk; pelvic fins narrow-based, thoracic to almost jugular in position, with 5 to 17 rays (fin absent in **Macrouroides**). Anus closer to pelvic fins than to anal fin in some species; a light organ present on ventral midline of trunk in some species. Scales cycloid, but exposed field of each scale often covered with sharp spinules sometimes arranged in ridgelike rows; a stout terminal, scutelike scale at tip of snout in some species; ridgelike rows of coarse, scutelike scales on head of some species. A well developed swimbladder in all but the bathypelagic species (lost or rudimentary); retia and gasglands usually 2 to 6 (to as many as 11 in a few species).

Habitat, Distribution and Biology : This is a large, diverse family of about 300 species of primarily benthopelagic deep-sea fishes; a few species are bathypelagic. Grenadiers occupy all oceans, except the high Arctic, and almost all basins with deep oceanic connections; none normally occur in depths shallower than about 100 m, but many are found at abyssal depths, one species to more than 6 000 m; most species are found between 200 m and 2 000 m. In the Pacific, members of the family apparently compose the greatest vertebrate biomass at depths of 2 000 to 6 000 m. Their size ranges from about 25 cm to more than 1.5 m.

Marshall (1973) provides a thorough summary of much of what is known about the anatomy and biology of the group. Gordon (1979) adds to this with interesting views of their life style and phenology in relation to age, growth, reproduction and feeding. Little is known about the reproduction, early life history, and biology of even the most common species. Marshall (1973) suggests that eggs are spawned near the bottom but float slowly surfaceward; the newly hatched larvae live near the seasonal thermocline; the older and metamorphosing individuals live deeper and closer to the bottom. Food of these fishes is highly variable depending on the species and life stage and consists of a wide range of fish and both benthic and pelagic invertebrates. Bathypelagic larvae are known to gorge themselves on pelagic copepods. In some species, the young feed primarily on small benthic invertebrates whereas the adults feed on larger pelagic organisms such as decapod crustaceans, fish, and cephalopods.

Interest to Fisheries : Except for four species, the present economic importance of most grenadiers is minimal, although many species are taken by commercial bottom trawlers as bycatch and used either fresh or processed, for fishmeal and fish paste. The roundnose grenadier (*Coryphaenoides rupestris*) has been the source of an important fishery in the North Atlantic for the past two decades. Three species of *Macrourus* (*M. berglax* in the North Atlantic and *M. carinatus* and *M. holotrachys* in the South Atlantic) are also commercially targeted. The giant grenadier (*Albatrossia pectoralis*) of the North Pacific was the source for a large Soviet trawl fishery in the Okhotsk and Bering seas in the sixties; but after a period of reduced effort, the catch has increased in recent years. The Pacific grenadier (*Coryphaenoides acrolepis*) is taken in small quantities by a few vessels off California and sold as fillets in the fresh-fish market. Numerous species taken off Japan are used for fish paste. Catch statistics are not available for grenadiers in most countries so their use is generally unknown.

The total catch of Macrouridae reported to FAO for 1987 amounted to 51 226 metric tons, of which 20 846 t corresponded to *Coryphaenoides rupestris* in the western and eastern North Atlantic and 30 380 t to other species in the southwestern Atlantic (mostly *Macrourus*) and in the northwestern Pacific. Furthermore, 33 173 t of unidentified gadiforms were reported for 1987, of which a large proportion probably corresponded to macrouroids.

The statistical data for the past decade show a decreasing trend for the catches of *Coryphaenoides rupestris* in the western North Atlantic, (in excess of 100 000 t in 1975) while the catches of *Macrourus* in the southwestern Atlantic are rapidly increasing.

Remarks : The arrangement of this family follows Marshall (1973) and Iwamoto (1989), although it is recognized that other classifications, particularly that of Howes (1988, 1889), may be found to more truly reflect phylogenetic relationships. Evidence for the removal of bathygadines from the suborder Macrouroidea is strong, and supportive of long-held ideas that this group of rattails is quite different from others generally included in the Macrouridae. Each of the remaining three subfamilies have also been treated as distinct families, but for now, it is convenient to treat them in a traditional manner, as they appear more closely related to each other than to any other gadiform group.

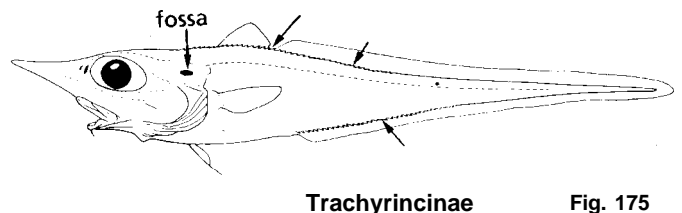
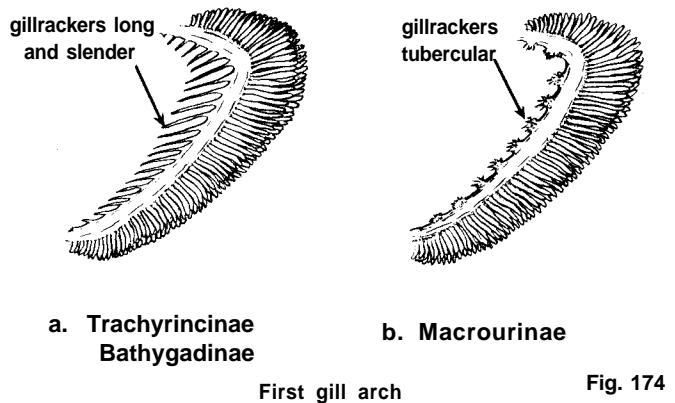
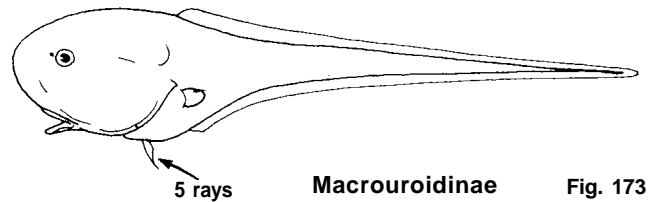
The individual treatment of genera and species is spotty, although all genera are included in appropriate keys in the subfamily descriptions, and a figure of a representative of each genus is provided. The decision to include an account of a genus or species was based on its current or potential interest to the fishing industry. This effectively eliminated the abyssal and bathypelagic grenadiers, and those species that are very small (e.g., *Hymenocephalus*) or are known only from few captures.

Because taxonomic information on genera and species were based on sometimes incomplete or inadequate descriptions or illustrations from the literature, part of the keys and diagnoses presented in the catalogue should be considered as tentative. Some features used in keys (e.g. posterior extent of upper jaw and naked areas on head in *Coryphaenoides*) may prove inadequate or insufficient to separate some species with certainty. In general, the keys are not designed for identifying juveniles which often differ from adults in some key characters. Furthermore, when using the keys, it should be understood that they are usually based on near-average counts or measurements applicable to about 80 to 90% of the population, but do not necessarily account for possible individual variations not yet studied due to inavailability of enough material. In the case of couplets of keys using a combination of characters rather than a single feature, the user should make sure that all of them agree with the specimen examined (because of possible overlapping in range of individual characters).

Characters given in Distinguishing Features sections may not always be comparable because data were gathered from many different sources. To aid comparisons, an attempt was made to keep descriptions as closely parallel as possible within each genus treated. Although the descriptions have been gleaned heavily from the literature, much of the data are supplemented from my own examination of specimens.

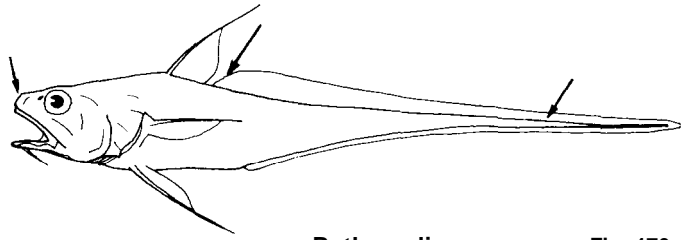
Key to Subfamilies

- 1a. One continuous dorsal fin, anterior portion not elevated; pelvic fins absent or small, with 5 rays. Head massive, soft, greatly inflated (Fig. 173) **Macrouroidinae**
- 1b. Two dorsal fins, the first elevated; pelvics with 6 to 17 rays. Head shape variable
 - 2a. Second dorsal fin better developed than anal fin and starting close behind first dorsal (Figs 175,176). Outer gill rakers on first arch slender, lathlike, not tubercular (Fig. 174a). Outer gill slit not restricted by folds of skin connecting upper and lower extent of first gill arch with operculum
 - 2b. Second dorsal fin better developed than anal fin and starting close behind first dorsal (Figs 175,176). Outer gill rakers on first arch tubercular
 - 3a. Snout long, pointed; mouth inferior; body scales spinous, with rows of enlarged scutes along dorsal and anal fins. A post-temporal fossa present (Fig. 175) **Trachyrincinae**

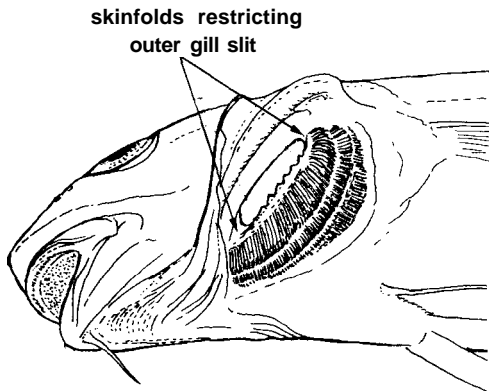


3b. Snout rounded; mouth terminal; body scales unmodified, without spinules. No post-temporal fossa (Fig. 176) **Bathygadinae**

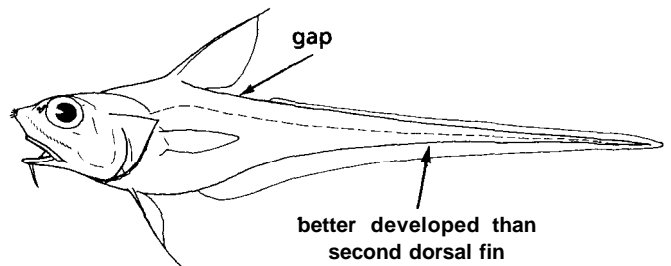
2b. Anal fin better developed than second dorsal; a distinct gap between dorsal fins (Fig. 178). Gill rakers all tubercular (rarely lappet-like) (Fig. 174b). Outer gill slit restricted by folds of skin (Fig 177)..... **Macrourinae**



Bathygadinae Fig. 176
(after Parr, 1946)



skinfolds restricting outer gill slit
ventral lateral view
Macrourinae Fig. 177
(after Iwamoto, 1970)



gap
better developed than second dorsal fin
Macrourinae Fig. 178

2.5.1

Subfamily BATHYGADINAE

Synonyms : None

General Features : Mouth wide, terminal, slightly protractile, premaxillae with short pedicels; small to minute teeth in bands in both jaws; barbel long, reduced, or absent; branchiostegal rays 7; first gill slit unrestricted; gillrakers on first arch long, slender, numerous. Two dorsal fins, the first short, with a slender spinous second ray, the second long, beginning close behind the first, with rays well developed, much better so than those of anal fin, which has rudimentary rays. Abdominal vertebrae 11 to 13. Scales without spinules. Swimbladder with 2 or 4 retia mirabilia; no drumming muscles. Anus immediately before anal fin. No light organs.

Habitat, Distribution and Biology : Worldwide in tropical to subtropical seas, but absent in continental slope waters of the eastern Pacific. Species of this subfamily span a considerable depth range, from about 200 m to more than 2 700 m (*Bathygadus favosus*), but most are found between 400 and 1 500 m. Their large terminal mouth with small teeth in bands, numerous slender gill rakers, simple N- or S-shaped intestines, and fin structure suggest a feeding mode somewhat different from most other grenadiers. Stomach contents most often show copepods, euphausiids, and natantian decapod crustaceans, suggesting a preference for free-swimming, off-bottom prey.

Size : To more than 60 cm.

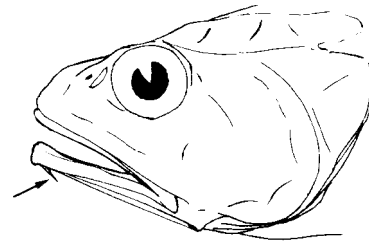
Interest to Fisheries : Only *Bathygadus macrops* of the North Atlantic appears to occur in sufficient numbers and in shallow enough depths to be of interest to fisheries. A deeper-living species with a similar geographic distribution, *B. melanobranchus*, is also taken in moderate quantities by deep trawlers.

Literature : Okamura (1970a); Marshall (1973).

Remarks : Okamura (1970a) and Marshall (1973) have more than adequately characterized this well-marked group of species. The included genera, *Bathygadus* and *Gadomus*, are closely related, but the species appear to fall in nicely with one or the other. Howes (1988, 1989) has removed the group from the suborder Macrouroidei and placed it in the Gadoidei. The present author does not feel that the evidence for such a drastic move is sufficiently compelling to fully support it as yet. It seems wiser to reserve judgement until additional evidence emerges.

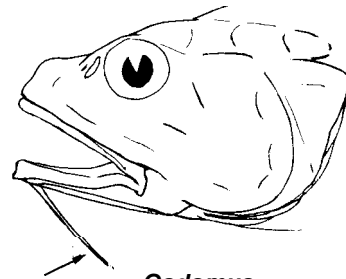
Key to Genera :

- 1a. Barbel small (less than 1/3 of orbit) or absent (Fig. 179). Teeth small, but never shagreen-like. Two retia mirabilia in swimbladder *Bathygadus*
- 1b. Barbel long (except in *G. capensis*), usually more than half of orbit diameter (Fig. 180). Teeth small to minute, often shagreen-like. Four retia in swimbladder *Gadomus*



Bathygadus

Fig. 179



Gadomus

Fig. 180

***Bathygadus* Günther, 1878**

MACROUR Bath

Genus with Reference : *Bathygadus* Günther, 1878, Ann.Mag.Nat.Hist., ser. 5, 2:23 (type species *Bathygadus cottoides* Günther, 1878 by monotypy).

Synonyms : *Melanobranchus* Regan, 1903; *Regania* Jordan & Starks, 1904

Diagnostic Features : Interopercle slender, angulate, shaped somewhat like a boomerang, the posterior third directed posteroventrally, the ventral margin concave; olfactory bulbs in contact with forebrain. Chin barbel small or absent. First dorsal and pectoral fins seldom with elongated rays; outer pelvic ray sometimes weakly produced. Retia mirabilia in swimbladder 2.

Habitat, Distribution and Biology : Worldwide in tropical to subtropical waters, but not yet reported from the continental slopes of the eastern Pacific. Benthopelagic in about 200 to 1 500 m depth.

Size : To about 52 cm total length

Interest to Fisheries : So far only 2 species, *Bathygadus macrops* and *B. melanobranchus* are known to be taken incidentally as bycatch of other fisheries.

Literature : Gilbert & Hubbs (1916; 1920); Iwamoto (1970); Okamura (1970a); Marshall (1973)

Remarks : *Bathygadus filamentosus* has a greatly elongated ray in the first dorsal, pectoral, and pelvic fins, very reminiscent of the fins in *Gadomus longifilis* and *G. multifilis*. The absence of a chin barbel and the boomerang-shaped interopercle, however, place the species in *Bathygadus*. Gilbert & Hubbs (1920:379) provide a key to the 14 species of the genus.

List of Species :

Bathygadus antrodes (Jordan & Gilbert, 1904)
Bathygadus bowersi (Gilbert, 1905)
Bathygadus cottoides Günther, 1878
Bathygadus entomelas Gilbert & Hubbs, 1920
Bathygadus favosus Goode & Bean, 1886
Bathygadus filamentosus (Smith & Radcliffe, 1912)
Bathygadus furvescens Alcock, 1894
Bathygadus garretti Gilbert & Hubbs, 1916
Bathygadus macrops Goode & Bean, 1885
Bathygadus melanobranchus Vaillant, 1888
Bathygadus micronemus (Gilbert, 1905)
Bathygadus nipponicus (Jordan & Gilbert, 1904)
Bathygadus spongiceps Gilbert & Hubbs, 1920
Bathygadus sulcatus (Smith & Radcliffe, 1912)

***Bathygadus macrops* Goode & Bean, 1885**

Fig. 181

MACROUR Bath 1

Scientific Name with Reference : *Bathygadus macrops* Goode & Bean, 1885, Proc.U.S.Natl.Mus., 8:598 (northern Gulf of Mexico, 28° 34'N, 86°48'W; 613 m).

Synonyms : *Bathygadus goethemi* Poll, 1953

FAO Names : En - Bullseye grenadier.

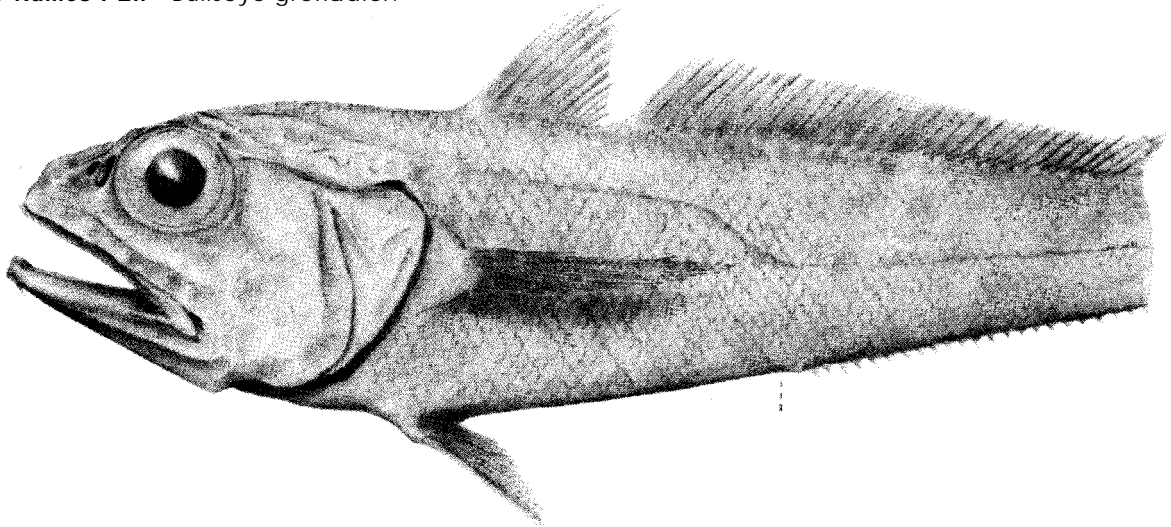


Fig. 181
(from Iwamoto, 1970)

Diagnostic Features : Chin barbel rudimentary; orbits large, 26 to 34% of head length, wider than interorbital space, which is 18 to 27% of head length; head rather firm, not cavernous; outer gill rakers on first arch 6 or 7 + 19 to 22. Integument thick, scale pockets usually well defined. Pelvic fins with 8 rays, outer ray slightly produced; no other prolonged rays in fins. Pyloric caeca 30 to 40.

Geographical Distribution : Tropical Atlantic. Known from the US coast (ca. 37°N) and in the Gulf of Mexico and Caribbean in the western Atlantic; from the Gulf of Guinea (Ivory Coast to Angola), in the eastern Atlantic (Fig. 182).

Habitat and Biology : Benthopelagic from 200 to 777 m. Recorded depth in the eastern Atlantic about 200 to 733 m, in the western Atlantic 347 to 777 m.

Size : To about 50 cm total length.

Interest to Fisheries : Captured in moderate numbers in the Gulf of Mexico as a bycatch in the royal red shrimp (*Pleoticus robustus*) fishery; also found in moderate quantities in the Gulf of Guinea, but of no commercial significance there.

Literature : Iwamoto (1970); Marshall (1973).

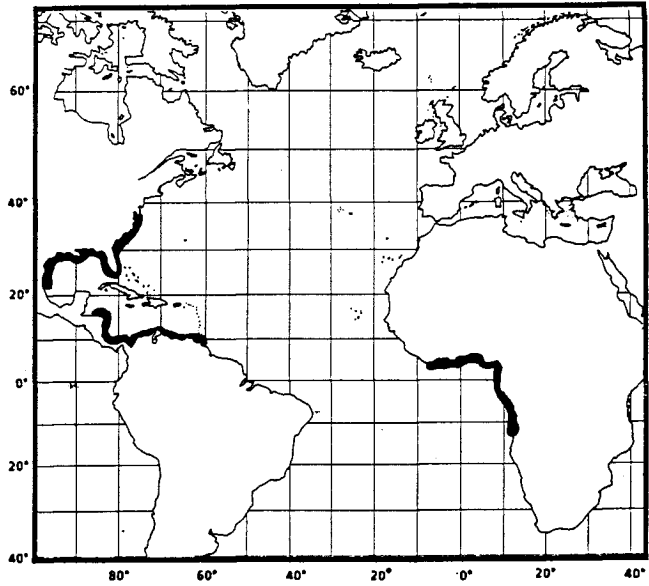


Fig. 182

***Bathygadus melanobranchus* Vaillant, 1888**

Fig. 183

MACROUR Bath 2

Scientific Name with Reference : *Bathygadus melanobranchus* Vaillant, 1888, Exped.Sci.Travailleur et Talisman, Poissons: 206-210, pl. 18, fig. 1 [off Morocco, 32°29'N, 9°47'W; 834 m].

Synonyms : *Bathygadus vaillanti* Roule & Angel, 1933

FAO Names : En - Vaillant's grenadier.




Fig. 183
(from Iwamoto, 1970)

Diagnostic Features : Head bones and integument fragile, easily torn; orbits large (25 to 30% of head length); interorbital space about equal to orbit diameter, 25 to 30% of head length; chin barbel absent; outer gillrakers on first arch long and slender, 6 or 7 on upper limb and 21 to 24 on lower limb; outer rakers on second arch tubercular, 2 or 3 on upper limb, 18 to 22 on lower limb; teeth villiform, narrow, in wide bands on upper jaw, in a narrow band on lower jaw. First dorsal fin with two spinous and 9 to 11 segmented rays; pectoral fin with 16 to 20 rays; pelvic fin with 8 rays; outer pelvic ray slightly elongated, but no other fin with prolonged rays. Pyloric caeca 25 to 40, their lengths 1/2 to 4/5 diameter of orbit; swimbladder with two stout retia mirabilia ending in globular, connected gas glands (Fig. 183). **Colour** : overall somewhat swarthy to rather pale; fins dark grey to black; linings of mouth, gill, and abdominal cavities black; gill lamellae each with a darkly pigmented median stripe that gives the gill filaments an overall dusky colour.

Geographical Distribution : Tropical North Atlantic, most of eastern Atlantic (Ireland to South Africa), and possibly into western Indian Ocean (but these records not verified by author) (Fig. 184).

Habitat and Biology : Benthopelagic in about 400 to 1 700 m, but usually taken between 800 and 1 400 m. Merrett and Marshall (1981) found a narrow depth range for the species off North Africa and correspondingly no suggestion of a size-depth relationship. The species was one of the most numerous in their collections and dominated by males. Food items in the stomachs showed a prominence of the mysid *Gnathophausia zoea*, with pelagic copepods and chaetognaths of somewhat lesser importance.

Size: To about 40 cm total length.

Interest to Fisheries : Captured in small numbers in the Gulf of Mexico with the commercial royal red shrimp (*Pleoticus robustus*), but is not utilized.

Literature : Parr (1946); Grey (1956); Iwamoto (1970); Marshall (1973); Merrett & Marshall (1981).

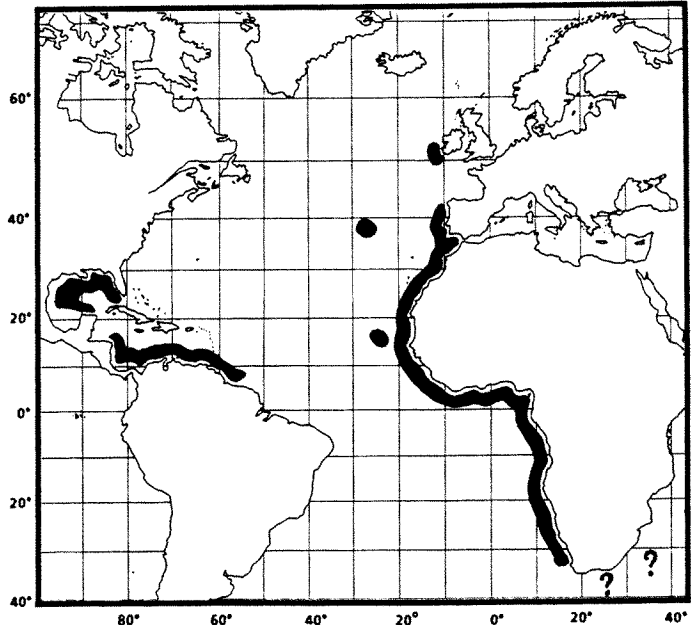


Fig. 184

Remarks: The closely related species *B. favosus* is generally found in the same areas as *B. melanobranchus* but at greater depths; it is distinguishable by its darker overall colour, 9 pelvic fin rays, and somewhat broader interorbital space (orbit diameter 1.4 to 2.0 into interorbital space). Reports of captures of *B. melanobranchus* from depths greater than 1 700 m should be considered suspect, as the species can easily be misidentified as the deeper-living *B. favosus* by the uninformed observer.

Gadomus Regan, 1903

MACROUR Gado

Genus with Reference : *Gadomus* Regan, 1903, *Ann. Mag. Nat. Hist.*, ser. 7, 11(65):459 [type species *Bathypagus longifilis* Goode & Bean, 1885, by original designation].

Diagnostic Features : Chin barbel well developed; interopercle broad, trapezoid-shaped; its ventral margin never deeply concave, generally following that of preopercle; teeth minute, densely packed in narrow to broad bands on jaws, giving shagreen-like texture; olfactory bulbs forward of brain, between orbits. One or more greatly elongated rays in first dorsal, pectoral or pelvic fins. Retia mirabilia in swimbladder 4.

Habitat, Distribution and Biology : Worldwide in tropical to warm-temperate waters, but not over continental margins of the eastern Pacific. Benthopelagic, most living in depths between 400 and 1 100 m.

Size : To about 52 cm total length.

Interest to Fisheries : Very minor at present, but occasionally taken as bycatch. Three of the most abundant species in this genus are *G. arcuatus* (North Atlantic), *G. capensis* (Southern Africa), and *G. multifilis* (Indian Ocean and South Pacific).

Literature : Gilbert & Hubbs (1916, 1920); Iwamoto (1970); Marshall (1973).

Remarks : *Gadomus capensis* is the only member of the genus having a chin barbel sometimes shorter than about half the orbit diameter, but it is distinctly longer than the minute ones in *Bathygadus macrops* and *B. sulcatus*. Gilbert & Hubbs (1920:392) provide a key to the species (not including *G. capensis* and *G. aoteanus*).

List of Species :

Gadomus aoteanus McCann & McKnight, 1980
Gadomus arcuatus (Goode & Bean, 1886)
Gadomus capensis (Gilchrist & von Bonde, 1924)
Gadomus colletti Jordan & Gilbert, 1904
Gadomus denticulatus Gilbert & Hubbs, 1920
Gadomus dispar (Vaillant, 1888)
Gadomus introniger Gilbert & Hubbs, 1920
Gadomus longifilis (Goode & Bean, 1885)
Gadomus magnifilis Gilbert & Hubbs, 1920
Gadomus melanopterus Gilbert, 1905
Gadomus multifilis (Günther, 1887)

Gadomus arcuatus Goode & Bean, 1866

Fig. 185

MACROUR Gado 1

Scientific Name with Reference : *Bathygadus arcuatus* Goode & Bean, 1886, Bull.Mus.Comp.Zool.Harvard, 12(5):158 [Caribbean Sea off Martinique 14°25'15"N, 60°56'35"W; 607 m; Blake sta. 205, 10 February 18791.

Synonyms : *Gadomus arcuatus*, Gilbert & Hubbs, 1920.

FAO Names : En - Doublethread grenadier.

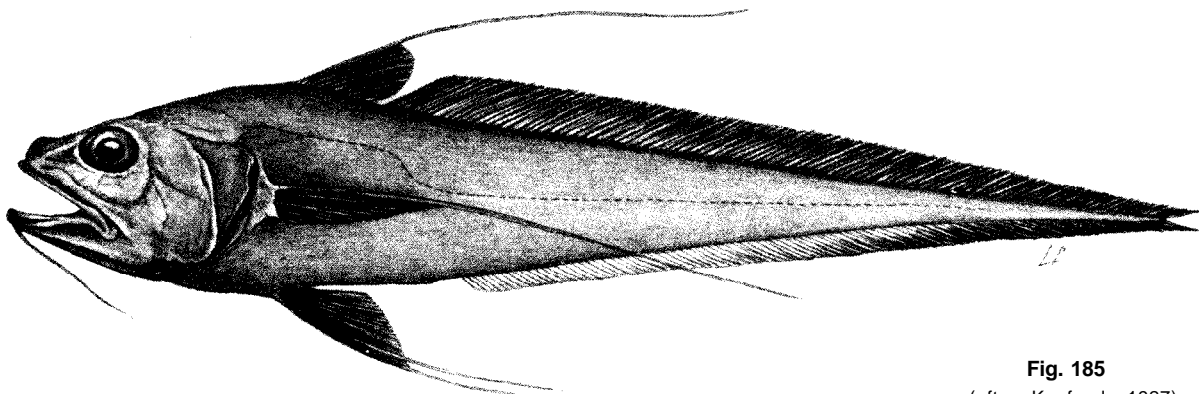


Fig. 185
(after Koefoed, 1927)

Diagnostic Features : Body and flesh relatively firm. Dorsal profile of adults longer than about 30 cm with a pronounced hump-backed appearance. Head bones and integument relatively tough; orbits of moderate size, 18 to 27% of head length, much wider than interorbital space which is 17 to 21% of head length; chin barbel long and prominent, 66 to 87% of head length; outer gillrakers on first arch long and slender, 4 to 6 on upper limb, 18 to 21 on lower limb; teeth very small, aligned in longitudinal series forming a broad band on upper jaw, a moderate to narrow band on lower jaw. First dorsal fin with a rudimentary first ray and a thin, flexible, spinous second ray, followed by 8 to 11 segmented rays; pectoral fin with 22 to 27 rays, the uppermost short, splintlike, the second slightly elongated and filamentous; pelvic fin with 8 rays, outermost two rays elongated, both about equal to or usually much more than length of head. About 30 to 40 simple, slender pyloric caeca.

Geographical Distribution : Tropical North Atlantic. Known from the Gulf of Mexico, Caribbean, and northeastern coast of South America in the western Atlantic; Morocco and the Canary Islands in the eastern Atlantic (Fig. 186).

Habitat and Biology : Benthopelagic in 610 to 1 370 m depth.

Size : To more than 58 cm total length.

Interest to Fisheries : Captured in small numbers in the Gulf of Mexico with the commercial royal red shrimp (*Pleoticus robustus*), but not currently utilized.

Local Names : JAPAN: Yumi-katadara.

Literature : Parr (1946); Marshall (1973).

Remarks : None of the specimens of the species examined has a prolonged dorsal ray, although Koefoed (1927) and Marshall (1973) have reported such a condition in one or two of their specimens. The closely related *G. dispar* can be distinguished from *G. arcuatus* in having only the outer pelvic ray prolonged and only 18 to 20 pectoral fin rays.

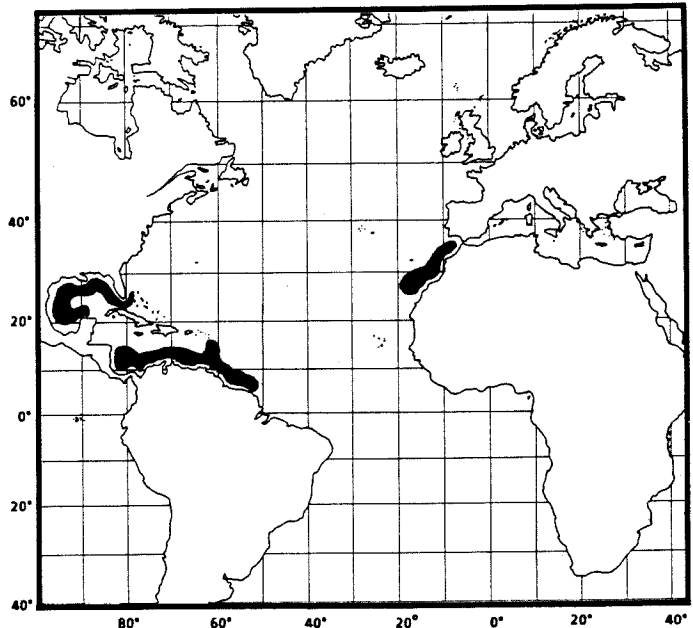


Fig. 186

2.5.2

Subfamily MACROURINAE

Synonyms : Coryphaenoidinae

General Features : Mouth size from wide and almost terminal to small and inferior; jaws protractile; teeth highly variable, from few and fanglike to minute in villiform bands; barbel long, reduced, or absent; olfactory bulbs anterior in position, close behind olfactory organs; branchiostegal rays 6 or 7, rarely 8; first gill slit restricted by folds of skin across upper and lower extent; gillrakers tubercular, fewer than 22 on lower limb of first arch. Two dorsal fins; first dorsal short, with a spikelike first ray closely appressed to spinous second ray, followed by 7 to 12 segmented rays; second dorsal long, separated from the first by a gap longer than half the base of first dorsal, its rays usually short, and not as long as opposite rays of anal fin, which has well developed rays. Abdominal vertebrae 10 to 15. Scales with spinules in most species. Swimbladder well developed in almost all species, with 2 to 11 retia mirabilia; drumming muscles in males of most species. Anus immediately before anal fin or removed to somewhere between pelvic and anal fins. Ventral light organ developed in many species.

Habitat, Distribution and Biology : Worldwide, except in high Arctic waters. Members of this subfamily are found throughout the world's oceans, primarily at continental shelf and slope depths, but some species frequent abyssal depths to as much as 6 500 m, and a few are bathypelagic as adults. Temperature preferences range from near 0°C to more than 10°C. Virtually nothing is known about reproductive habits, but it is speculated that eggs are broadcast near the bottom and develop as they float surfaceward. The few captures of larval stages of macrourids, despite the abundance of adults in most continental slope areas, suggest that once hatched, the larvae develop rapidly, and within a short period descend as juveniles to the bottom. Feeding habits vary widely within the group, as suggested by the varied development of jaws, teeth, snout, and associated feeding structures. At one extreme are the bathypelagic species *Cynomacrurus piriei* and *Odontomacrurus murrayi* with their terminal jaws and fanglike teeth; at the other extreme are species of *Coelorinchus* and *Mataeocephalus* with their small, inferior, protrusible jaws and padlike cardiform teeth bands. The spectrum of foods eaten range from polychaetes, clams, snails, sipunculids, and other infauna grubbed from the bottom ooze, to ophiuroids, pagurid and other crabs, holothuroids, and similar epibenthic forms plucked off the bottom, to free-swimming copepods, amphipods, siphonophores, cephalopods, natantid crustaceans, and fishes taken in the water column. Vertical feeding migrations have been documented (Haedrich & Henderson, 1974) in *Coryphaenoides rupestris* and may be a common phenomenon among larger members of the genus, such as *C. acrolepis* and *C. filifer*, which are known from pelagic captures. Stein (1985) provided information suggesting that *C. filifer* occupies a specific depth stratum well offshore from the continental slope; these horizontal movements away from slope bottoms may well be tied to feeding. A light organ is developed in most genera, none is found in any of the other subfamilies. The organ appears to be most highly developed in the genus *Coelorinchus*, although it is very complex in *Hymenocephalus* and *Malacocephalus*. *Hymenocephalus* and *Lepidorhynchus* further have "ventral striae" associated with the light organ; these striae appear externally as parallel narrow black lines over a silvery ground that give a striated pattern to much of the ventral surfaces of the trunk. Similar striae are found in such diverse groups as the merlucciid *Steindachneria*, the apogonid *Siphamia*, the percichthyid *Acropoma*, and the trachichthyid *Trachichthys*.

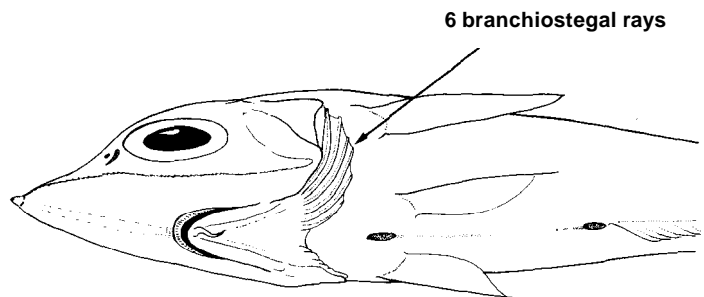
Size : Includes the family's smallest and largest species (about 12 cm total length at maturity in some species of *Hymenocephalus* to more than 150 cm in *Albatrossia pectoralis*).

Interest to Fisheries : This subfamily includes the species with the greatest potential for commercial exploitation. A few species already form important fisheries in mid- to high-latitude waters. Many species form a significant part of the bycatch of other targeted fish species and, as such, are used for fish meal, fish paste, and fish oil. Numerous others are found in large enough quantities to warrant further fishery investigation. Many of the smaller forms, though not in themselves of commercial interest, are important forage fish for more valuable species. For example, the abundance of the valuable stockfish (*Merluccius capensis*) of South Africa is directly linked to the abundance of their major prey item, the barred grenadier *Coelorinchus fasciatus*. The javelin fish (*Lepidorhynchus denticulatus*) of Australia is an important prey for the hoki or blue grenadier (*Macrouronus novaezelandiae*).

Literature : Okamura (1970a); Marshall (1973).

Key to Genera :

- 1a. Six branchiostegal rays (Fig. 187)
- 2a. No chin barbel; jaws terminal; lower jaw bearing few large canine teeth (Fig. 188). Swimbladder regressed. Bathypelagic

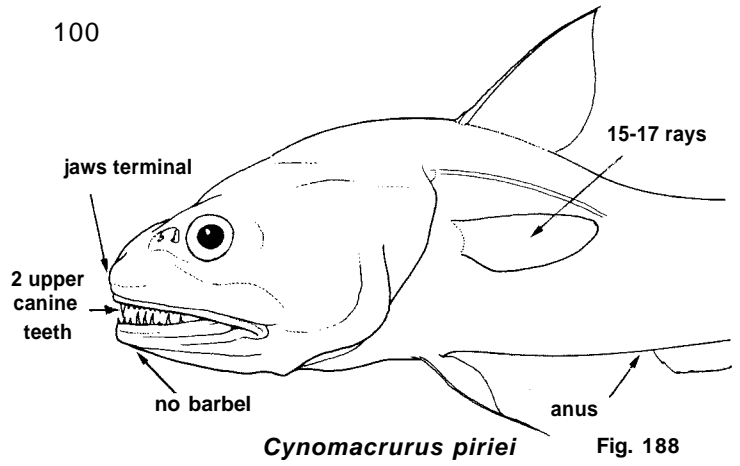


ventrolateral view

Fig. 187

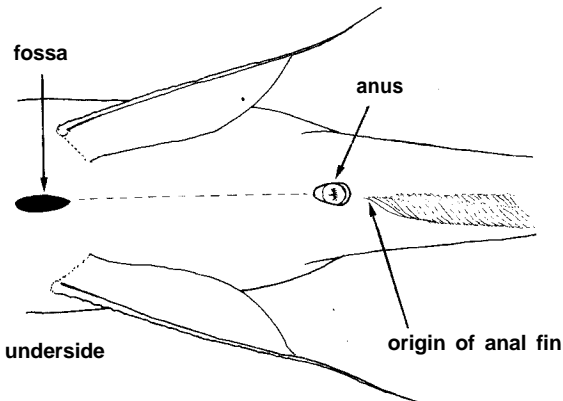
3a. Anus immediately before anal fin origin (Fig. 189). Upper jaw with a pair of large canines near symphysis and a narrow band of small pointed teeth (Fig. 188). Pectoral fins with 15 to 17 rays. **Cynomacrus** (Fig. 188)

3b. Anus about midway between pelvic and anal fins (Fig. 190). Upper jaw with a single row of pointed retrorse teeth, none especially enlarged (Fig. 191). Pectoral fins with 8 to 11 rays. **Odontomacrus** (Fig. 191)

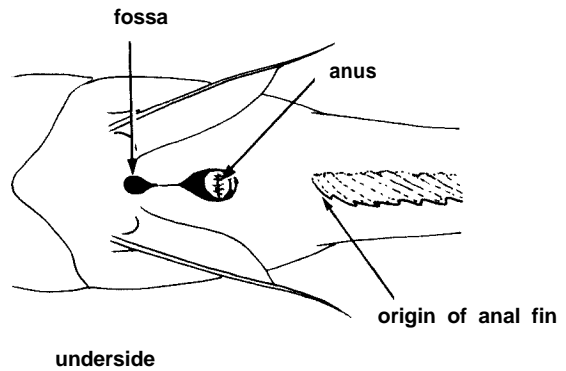


Cynomacrus piriei Fig. 188

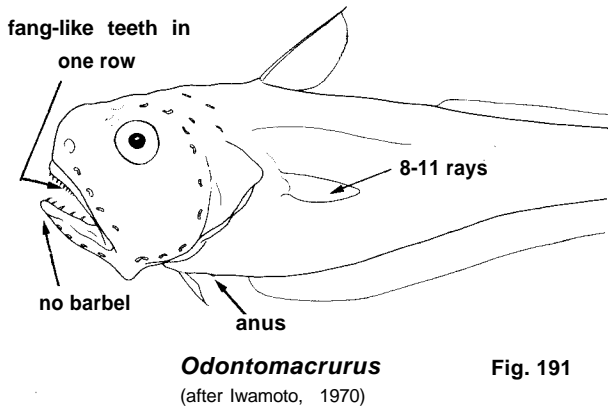
2b. Chin barbel present (except **Mesobius**); jaws subterminal to inferior (Fig. 192); lower jaw teeth not composed of a few large canines. Swimbladder well developed. Benthopelagic



Coelorinchus Fig. 189



Nezumia Fig. 190



Odontomacrus (after Iwamoto, 1970) Fig. 191

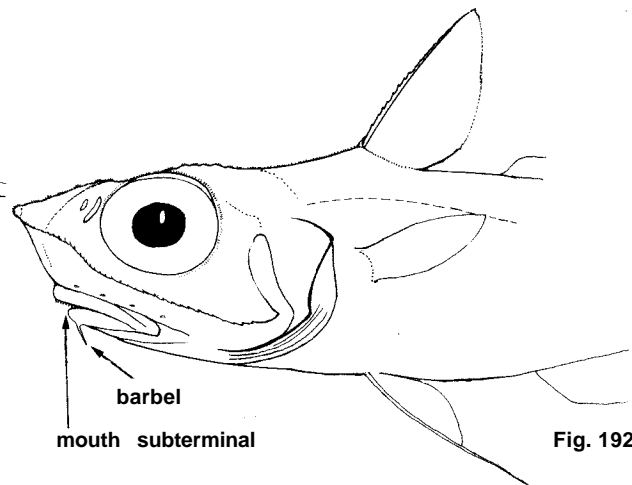
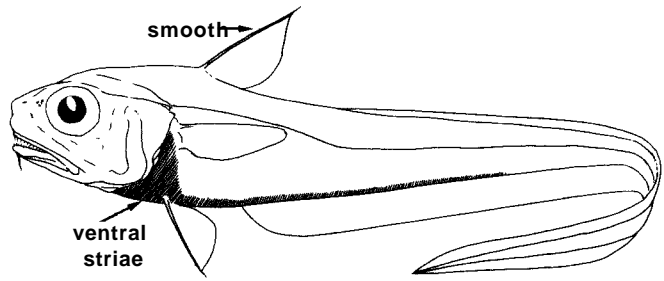


Fig. 192

4a. Ventral striae consisting of alternating stripes of black and silvery pigment (associated with luminescent organ) on shoulders, isthmus, ventral surface of abdomen, and along ventral anterior half of tail (Fig. 193). Swimbladder with 9 retia mirabilia **Lepidorhynchus** (Fig. 193)



Lepidorhynchus

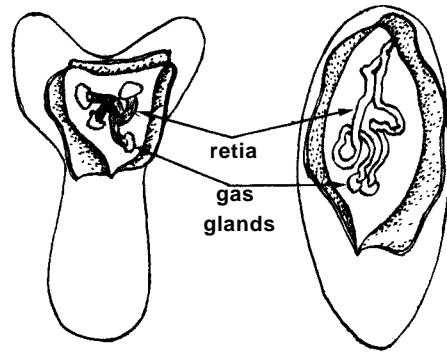
Fig. 193

(after Last, Scott & Talbot, 1983)

4b. No ventral striae. Swimbladder with 2, 4, 5, 6, or 7 (rarely more) retia mirabilia (Fig. 194)

5a. Rakers absent on lateral side of first gill arch (Fig. 195)

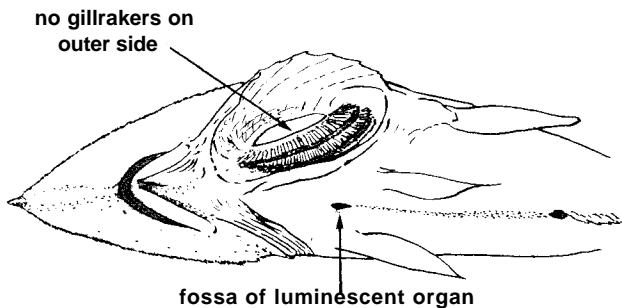
6a. Spinous ray of first dorsal fin rounded, with a smooth leading edge (rarely with a few small denticles distally). Pelvic fins with 7 rays (6 in one species). A prominent luminescent organ usually developed **Coelorinchus** (Fig. 196)



swimbladders

Fig. 194

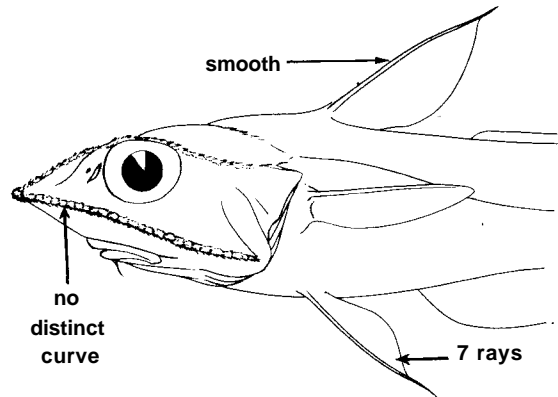
6b. Spinous ray of first dorsal fin truncated in cross-section, with a serrated leading edge (Fig. 197) (serrations sometimes obsolescent). Pelvic fins with 8 to 10 rays. Luminescent organ not readily apparent **Macrourus** (Fig. 198)



underside

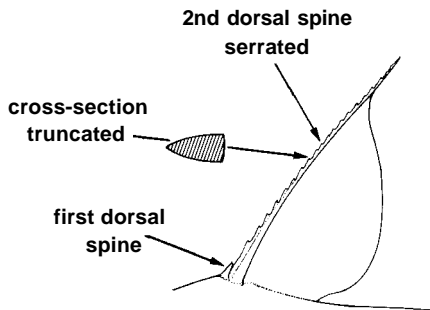
Coelorinchus

Fig. 195



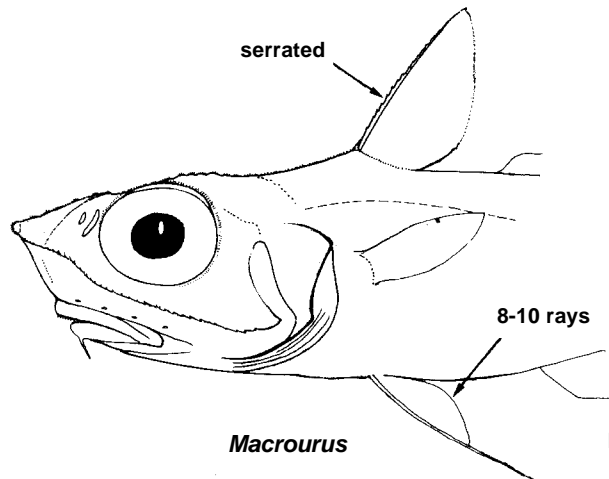
Coelorinchus

Fig. 196



dorsal fin

Fig. 197



Macrourus

Fig. 198

5b. Rakers present on lateral side of first gill arch (Fig. 199)

7a. Anus midway between pelvic and anal fins. Two retia mirabilia in swimbladder **Hyomacrus** (Fig.200)

7b. Anus just before origin of anal fin. Two or 4 to 7 retia

8a. Pelvic fins with 6 to 8 (usually 7) rays. Swimbladder small, two retia mirabilia. Large otolith (sagitta) elongated, comb-like in smaller fish (Fig. 201). Scales small, 10 or 11 below midbase of first dorsal **Albatrossia** (Fig.202)

8b. Pelvic fins with 7 to 14 rays. Swimbladder large, well developed; 2 or 4 to 7 retia. Sagitta relatively short to rounded, not comblike (Fig. 203). Scales small to large, usually fewer than 10 below midbase of first dorsal fin (**C. altipinnis** and **C. camurus** may have more than 10) ... **Coryphaenoides** (Fig.204)

outer series of gillrakers on first arch

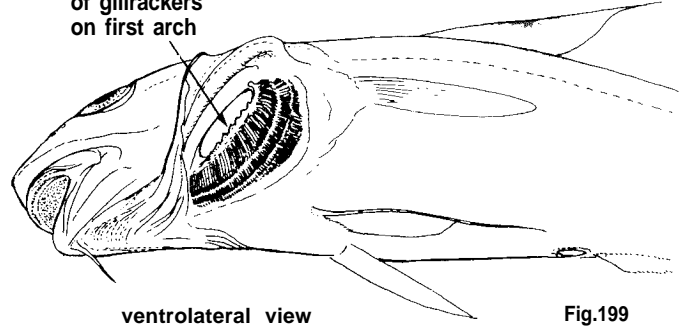
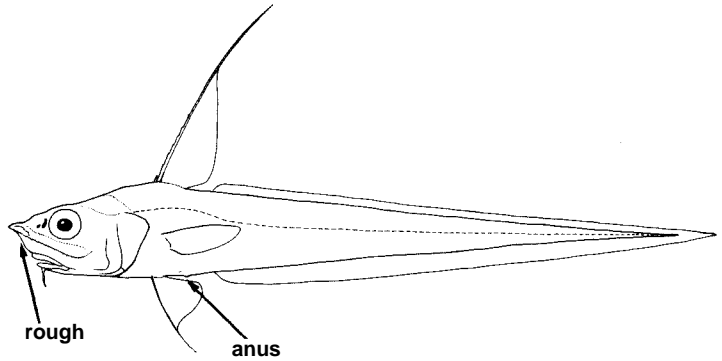
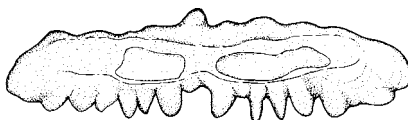


Fig.199

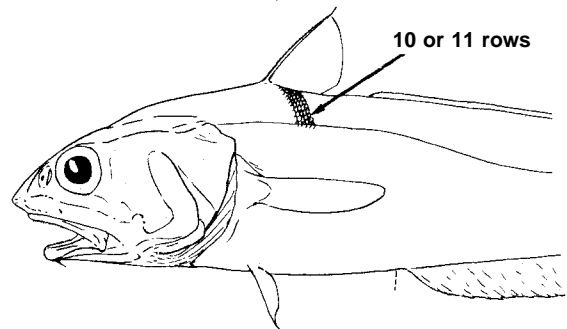


Hyomacrus Fig. 200 (after Radcliffe, 1912)

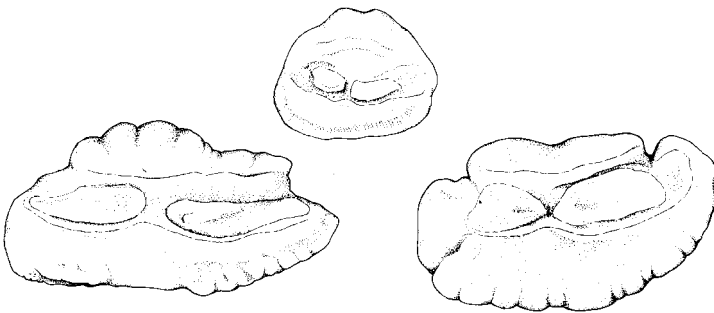


saccular otolith

Albatrossia Fig. 201 (after Schwarzhans, 1979)

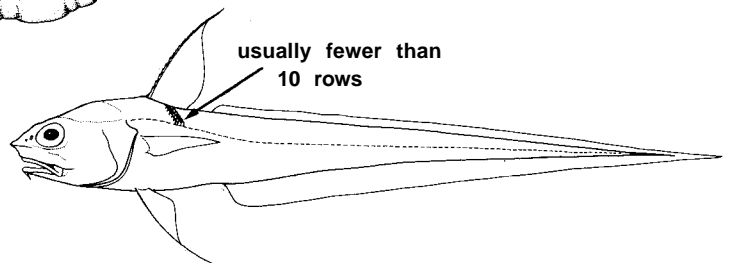


Albatrossia Fig. 202



otoliths

Coryphaenoides Fig. 203 (after Schwarzhans, 1979)



Coryphaenoides (after Gilbert & Burke, 1912) Fig. 204

1b. Seven or eight branchiostegal rays (Fig. 205)

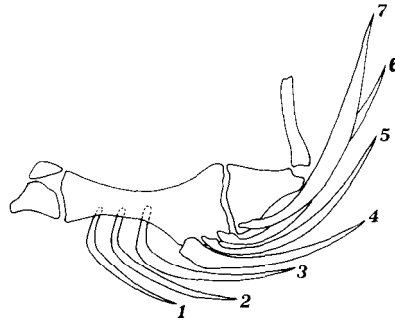
9a. Ventral striae (alternating black and silvery lines) on gular membrane, sides of isthmus, over shoulder girdle, and in a triangular patch above pelvic fins (Fig. 206); integument of head membranous, essentially transparent; head bones thin, fragile

10a. Spinous dorsal ray smooth; more than 15 inner gill-rakers on lower limb of first arch *Hymenocephalus* (Fig. 207)

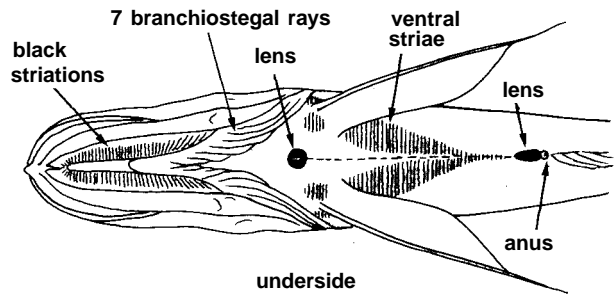
10b. Spinous dorsal ray serrated; fewer than 15 inner gill-rakers on lower limb of first arch *Hymenocephalus* (subgenus *Hymenogadus*) (Fig. 208)

9b. No ventral striae; head integument thin to thick, translucent to opaque; head bones not especially fragile

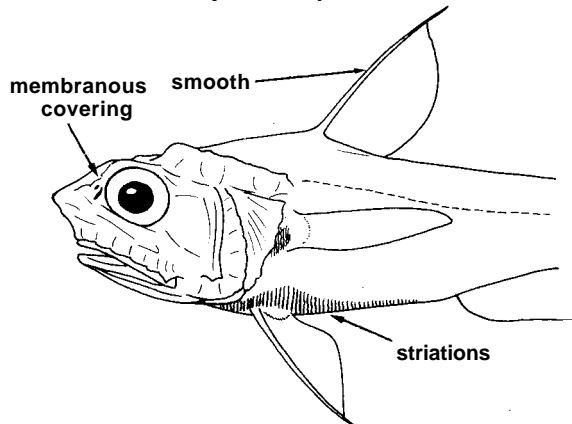
11a. Anus and urogenital opening surrounded by a narrow to broad margin of naked skin, the entire region (the periproct) closely abutting or separated by 1 to 4 scale rows from origin of anal fin, closer to anal fin than to pelvic fins (Fig. 209); no accessory fossa of light organ anterior to anus



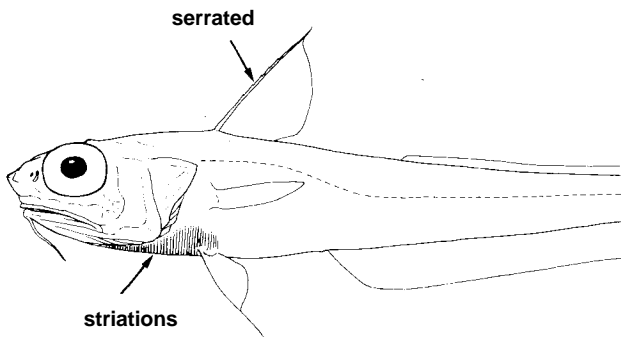
branchiostegal rays Fig. 205
(after Okamura, 1970b)



Hymenocephalus Fig. 206

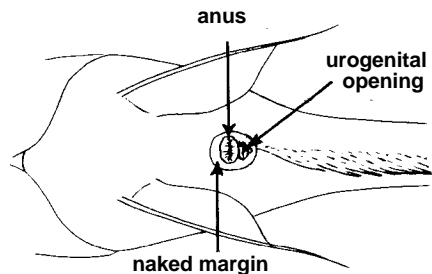


Hymenocephalus fig. 207
(after Iwamoto, 1970)



subgenus *Hymenogadus*
(after Gilbert & Hubbs, 1920)

Fig. 208



underside

Fig. 209

12a. Spinous ray of first dorsal fin smooth; pelvic fin origins below base of first dorsal, far behind level of pectoral fin origins **Trachonurus** (Fig. 210)

12b. Spinous ray of first dorsal fin weakly to strongly serrated; pelvic fin origin below or anterior to pectoral fin bases

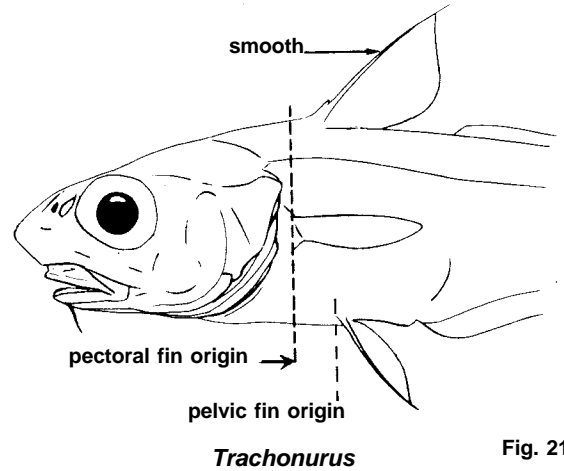
13a. Snout long, pointed, dorsoventrally depressed, armed with a bifid terminal scute and a row of stout scales along leading edge; sub-orbital ridge strongly developed, demarcated by stout, scutellike scales. No outer series of rakers on first gill arch (Fig. 195).....**Mataeocephalus** (Fig. 211)

13b. Snout short to moderately long, rounded to pointed, but not dorsoventrally depressed; terminal and lateral scutes may or may not be developed; suborbital ridge weak or relatively strong. An outer series of rakers on first gill arch (Fig. 199)

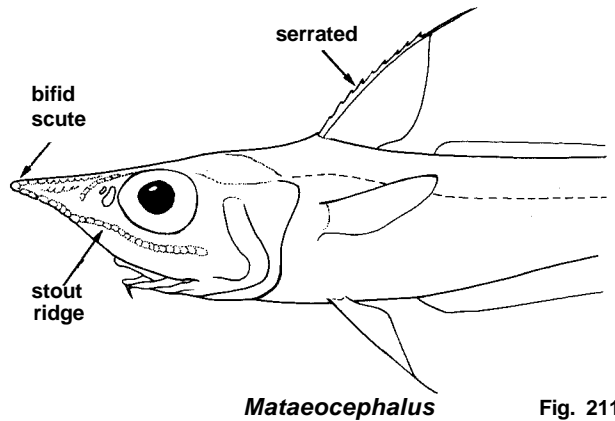
14a. Barbel absent; head scales elongated, with spinules in 1 to 3 ridgelike rows that give a characteristic striated pattern to head surfaces.....**Mesobius** (Fig. 212)

14b. Barbel small to large; head scales not elongated, spinule arrangement various but not as for **Mesobius**

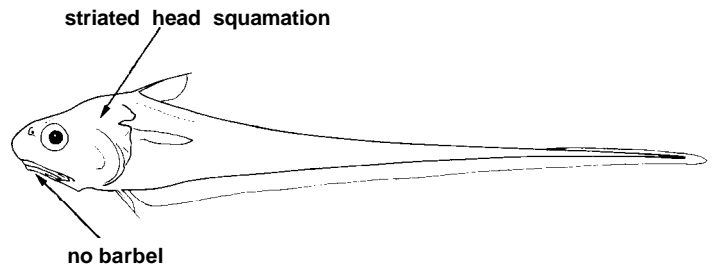
15a. Head massive, broad, deep, swollen by the expansive cephalic lateral line canals (Fig. 213); almost entirely scaled, without broad naked areas



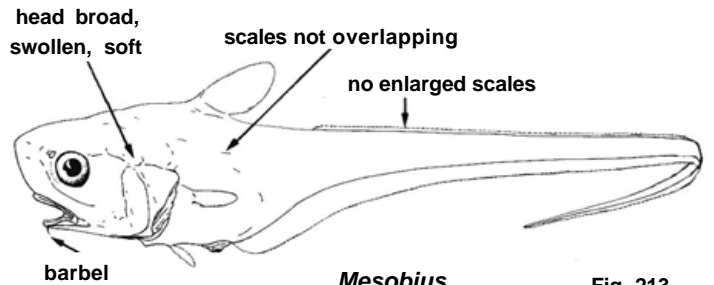
Trachonurus Fig. 210



Mataeocephalus Fig. 211



Mesobius Fig. 212
(after Iwamoto, 1979)



Mesobius Fig. 213
(from Iwamoto, 1979)

16a. No enlarged scales along first or second dorsal fin. Scales on belly large, almost platelike. Swimbladder regressed or absent *Echinomacurus* (Fig. 213)

16b. A series of enlarged scales along first and second dorsal fins (Fig. 214). Scales on belly of normal size. Swimbladder well developed *Cetonurus* (Fig. 215)

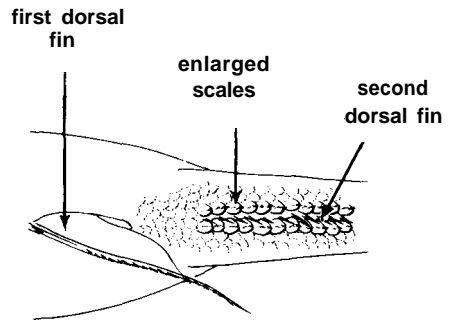
15b. Head not especially inflated; mostly scaled or with broad naked areas

17a. Jaws set at an oblique angle. Snout blunt, shorter than orbit diameter; armed with a stout scute at tip and lateral angles; suborbital ridge stout, scutelike scales developed *Sphagemacurus* (Fig. 216)

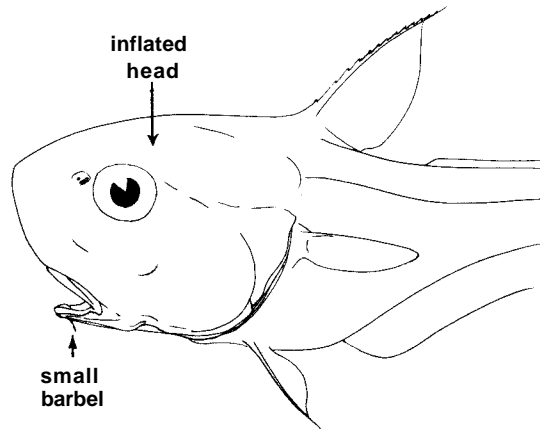
17b. Jaws more horizontal; snout rather blunt to moderately pointed, not armed with stout tubercular scutes; suborbital ridge without scutelike scales

18a. Olfactory organ massive, almost equal to orbit diameter (Fig. 217). Scales absent on snout... *Macrosmia* (Fig. 218)

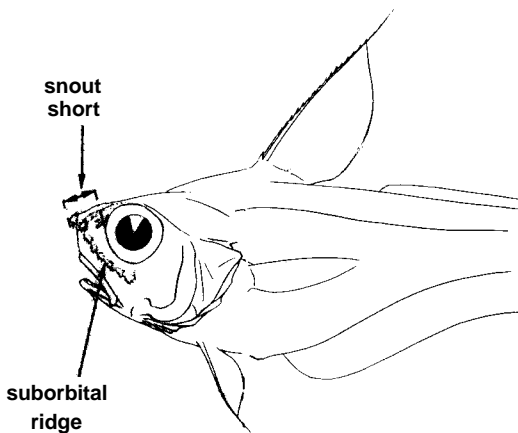
18b. Olfactory organ not especially large, much less than half of orbit diameter. Scales present or absent on snout



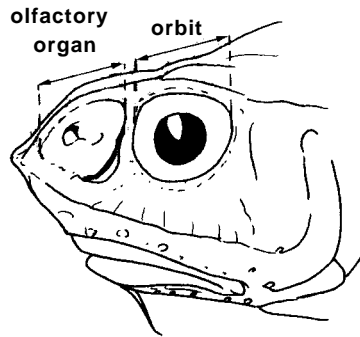
upper side *Cetonurus* Fig. 214



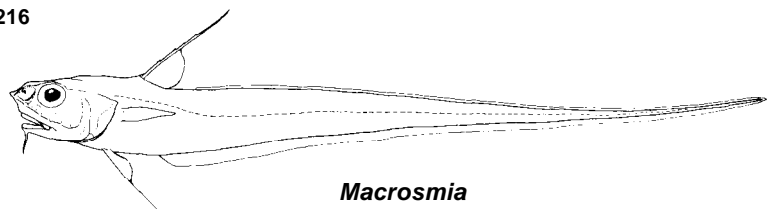
Cetonurus Fig. 215



Sphagemacurus Fig. 216



Macrosmia Fig. 217
(after Merrett et al., 1983)



Macrosmia Fig. 218
(after Merrett, Sazonov & Shcherbachev, 1983)

19a. Snout and suborbital area completely scaled **Paracetonurus** (Fig. 219)

19b. Underside and anterodorsal parts of snout, and underside of suborbital area naked **Asthenomacrus** (Fig. 220)

11b. Periproct distinctly separated from anal fin origin, usually closer to pelvic fin insertions (Fig. 221); a small to moderate-sized black fossa often present before periproct

20a. No gillrakers on outer side of first arch (Fig. 195) **Mataeocephalus** (Fig. 211)

20b. Outer gillrakers present on first arch (Fig. 199)

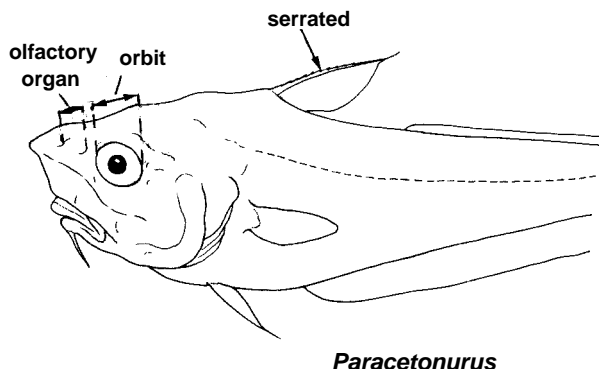
21a. Jaws almost terminal; upper jaws extend posteriorly to vertical through anterior margin of orbits. Snout and ventral parts of head naked; head scales and anterior body scales without spinules. Pectoral fins with 26 to 29 rays **Haplomacrus** (Fig. 222)

21b. Jaws subterminal to inferior; upper jaws extend well beyond anterior margin of orbits. Naked areas on snout and head variously developed; scales all with spinules, except near fin bases or under gill cover. Pectoral fins with 26 or fewer rays

22a First dorsal spine smooth

23a. Upper jaw less than 30% of head length; barbel very small. No separate naked fossa anterior to periproct **Kumba** (Fig. 223)

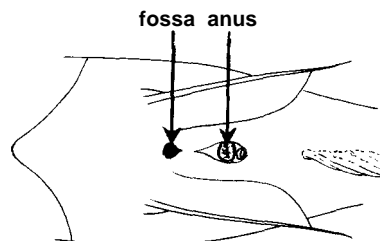
23b. Upper jaw more than 40% of head length; barbel moderate to large. A naked fossa anterior to periproct (Fig. 221)



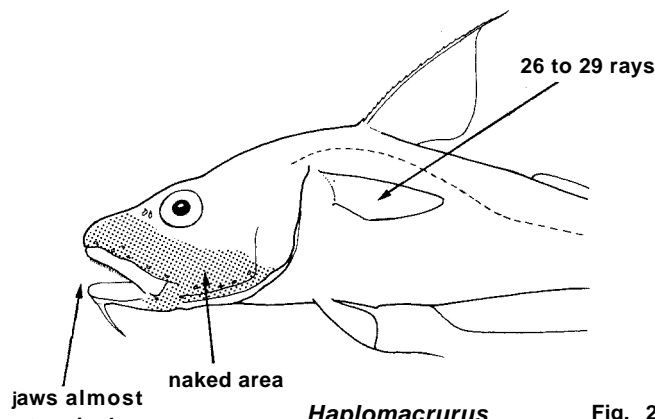
Paracetonurus Fig. 219



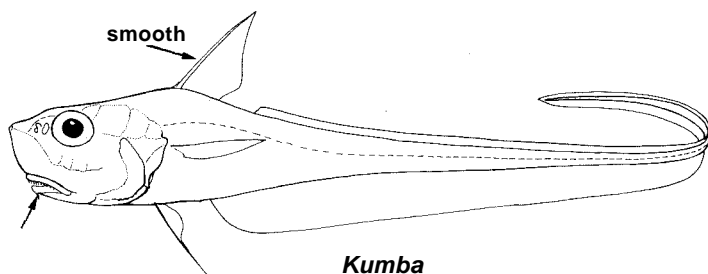
Asthenomacrus (from Iwamoto, 1979) Fig. 220



underside Fig. 221

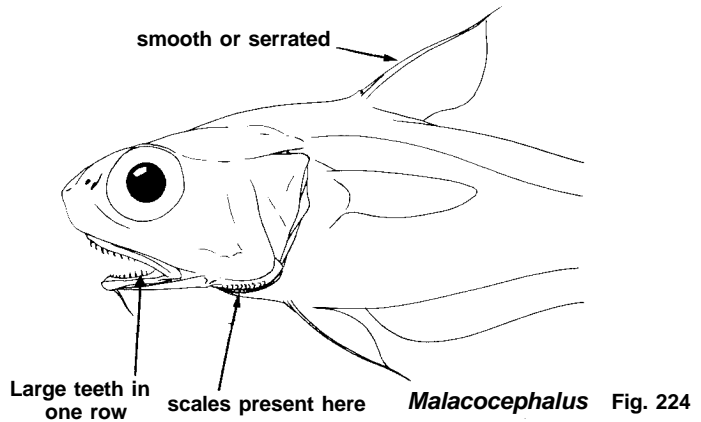


Haplomacrus (after Trunov, 1980) Fig. 222

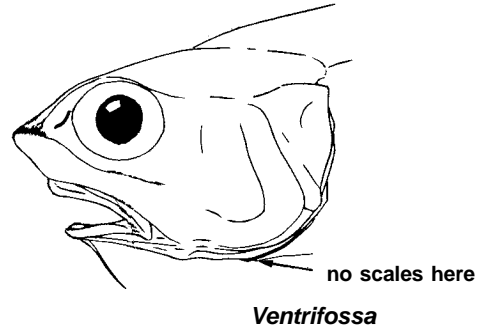


Kumba (after Marshall, 1973) Fig. 223

24a. Lower jaw teeth large, widely spaced, in 1 row; a large, broad, naked fossa anterior to periproct. Scales present on lowermost branchiostegal rays **Malacocephalus** (Fig.224)



24b. Lower jaw teeth moderate to small, closely spaced, in 1 or more rows; naked fossa small to moderate-sized. No branchiostegal scales **Ventrifossa** (Fig.225)




22b. Spinous first dorsal ray weakly to strongly serrated

25a. Lower jaw teeth large, widely spaced, in 1 row **Malacocephalus** (Fig.224)

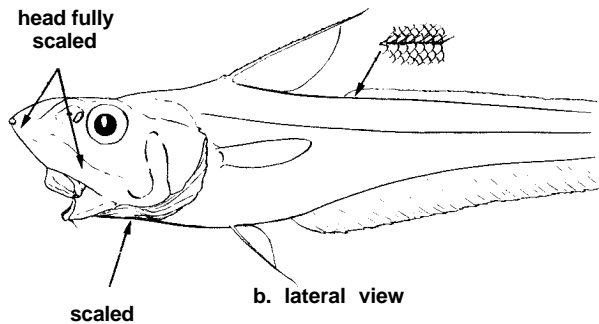
25b. Lower jaw teeth small to moderate-sized, closely spaced, in 1 or more rows

26a. Enlarged scales along dorsal fins. A large bifid terminal snout scute present (Fig. 226a). No anterior fossa of light organ. Head fully scaled, including branchiostegal and gular membranes **Cetonurichthys** (Fig.226)



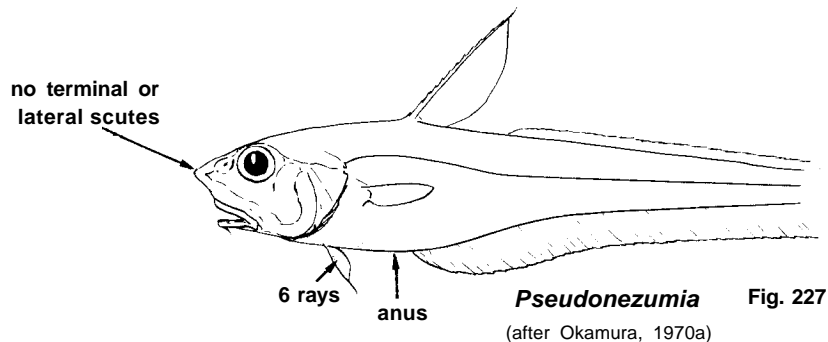
26b. No enlarged scales along dorsal fins. Terminal snout scute present or absent. Head variously scaled

27a. No external sign of luminescent organ. Pelvic fins with 6 rays...**Pseudonezumia** (Fig.227)



27b. Luminescent organ well developed, usually with a naked fossa anterior to periproct (Fig. 221). Pelvic fins with 7 to 17 rays

Cetonurichthys Fig. 226
(after Sazonov & Shcherbachev, 1982)



28a. Head large, broad, deep; interorbital width greater than orbit diameter, about 35 to 40% of head length; chin barbel very short to rudimentary, less than 10% of head length, 3.5 or more times into orbit diameter

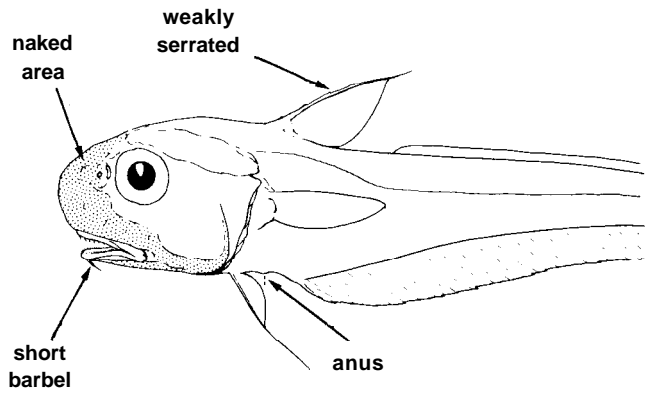
29a. Snout and ventral parts of head naked **Parakumba** (Fig.228)

29b. Almost all of head uniformly scaled.....**Pseudocetonurus** (Fig.229)

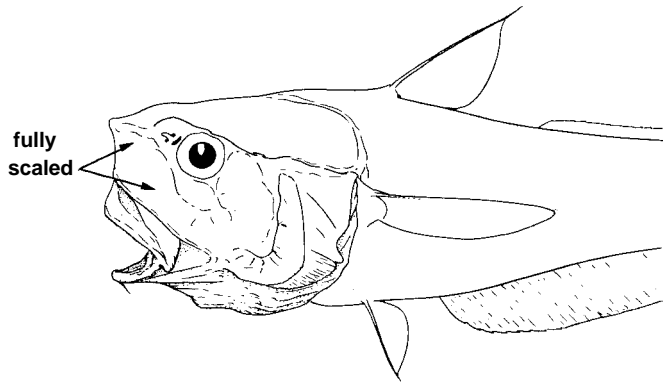
28b. Head not especially large and broad, laterally compressed if deep, or dorsoventrally somewhat depressed if broad; interorbital space about equal to or (usually) less than orbit diameter; chin barbel short to long, more than 5% of head length

30a. Snout and suborbital region completely and uniformly covered with small, finely spinulated scales; a tubercular scute at tip of snout present in some; length of upper jaw more than 1/3 of head length

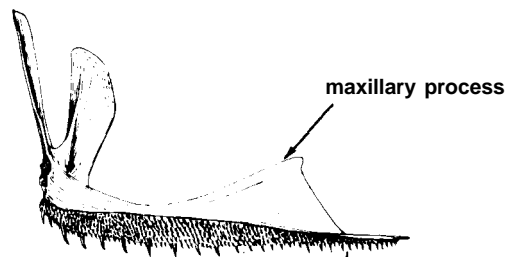
31a. Premaxillary teeth in a narrow band that extends posteriorly beyond maxillary process (Fig. 230); mandibular teeth in 1 to 3 irregular series. Snout with blackish tip, or entire leading edge blackish (Fig. 231). Inner gillrakers on first arch 13 to 20. Mouth large; upper jaws 35 to 53% of head length. Pores of cephalic lateral line system small and inconspicuous ... **Ventrifossa** (Fig.231)



Parakumba (after Trunov, 1981) **Fig. 228**

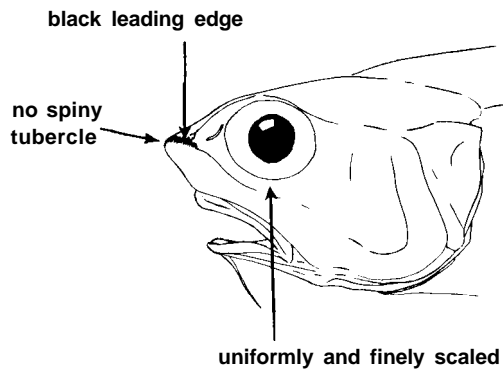


Pseudocetonurus **Fig. 229**



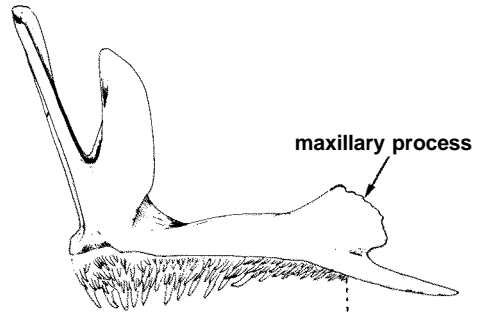
teeth extend beyond maxillary process

right premaxillary (medial view) **Ventrifossa** **Fig. 230**



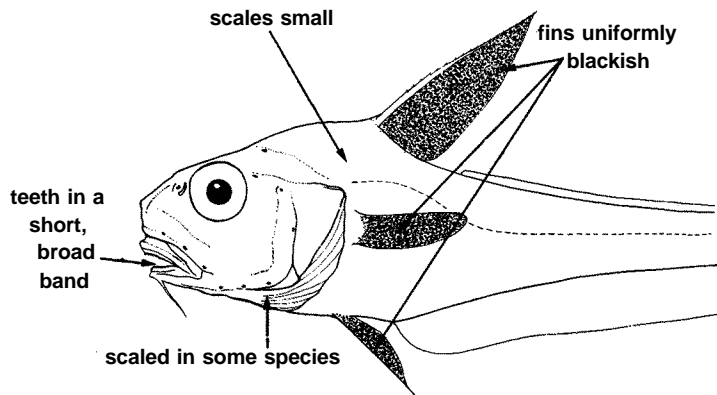
Ventrifossa **Fig. 231**

31b. Premaxillary teeth in narrow to broad short band that falls short of posterior margin of maxillary process (Fig. 232). Mandibular teeth in a narrow to broad band. Snout tip and leading edge not darkly marked. Inner gillrakers on first arch 7 to 16 (total). Mouth moderate in size, upper jaws 33 to 45% of head length. Pores of cephalic lateral line system conspicuous or inconspicuous



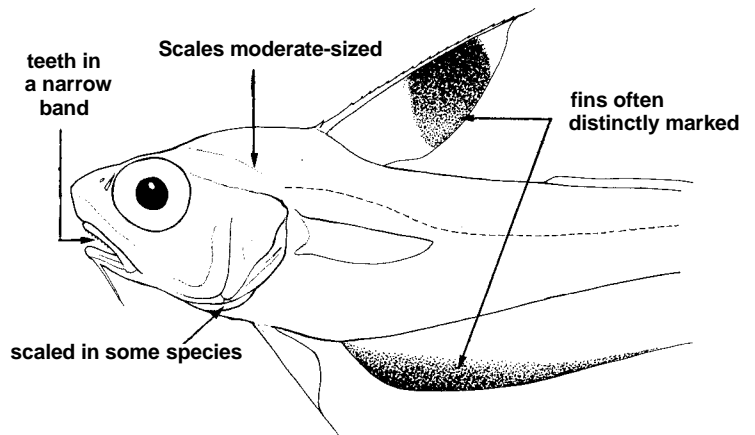
no teeth beyond max. proc.
right premaxillary (medial view)
Nezumia Fig. 232

32a. Colour pale brown to blackish; no silvery pigmentation; fins uniformly blackish. Inner gillrakers 8 to 11 (total) on first arch. Lowermost branchiostegal rays scaled in some species. Lips thick, papillaceous. Teeth in short broad bands that taper rapidly posteriorly.....*Nezumia* subgenus *Koronezumia* (Fig. 233)



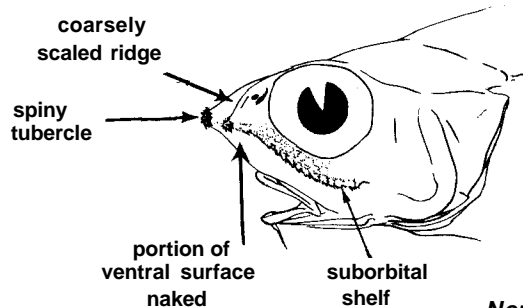
subgenus *Koronezumia* Fig. 233
(after Iwamoto, 1974)

32b Colour pale brownish to greyish; silver pigmentation ventrally in fresh specimens; fins often with black blotches or streaks. Inner gillrakers of first arch 7 to 16 (total). Lowermost branchiostegal rays usually with some scale patches. Lips not especially thick and papillaceous. Teeth in relatively narrow bands ... *Ventrifossa* subgenus *Lucigadus* (Fig. 234)



subgenus *Lucigadus* Fig. 234

30b. Naked areas usually present on snout, especially ventrally, often extending into ventral suborbital region, mandible and lower margin of preopercle. Upper jaws usually less than 1/3 of head length. Suborbital shelf usually strongly developed, with a double row of deeply embedded scutelike scales *Nezumia* (Fig. 235)



Nezumia Fig. 235

Albatrossia Jordan & Evermann, 1898

MACROUR Alb

Genus with Reference : *Albatrossia* Jordan & Evermann, 1898, Bull.U.S.Natl.Mus., 47(3):2573 [type species *Macrurus pectoralis* Gilbert, 1892, by original designation].

Synonyms : *Dolloa* Jordan, 1900

This genus includes a single species

Albatrossia pectoralis (Gilbert, 1892)

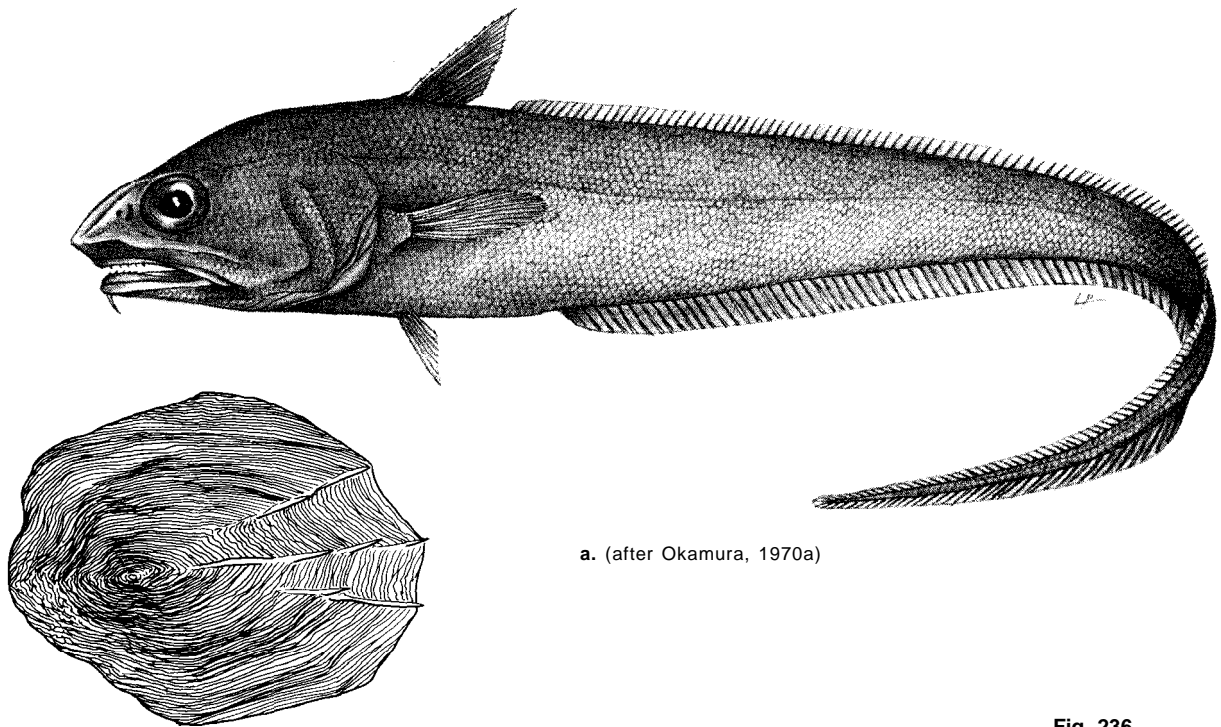
Fig. 236

MACROUR Alb 1

Scientific Name with Reference : *Macrurus (Malacocephalus) pectoralis* Gilbert, 1892, Proc.U.S.Natl. Mus., (1891)14:563 [off Oregon in 1 253-1 604 m].

Synonyms : *Macrurus (Nematonurus) magnus* Gill & Townsend, 1897; *Cotyphaenoides (Nematonurus) pectoralis*-Gilbert & Hubbs, 1916; *Coryphaenoides pectoralis* - Taranetz, 1937; *Nematonurus pectoralis* - Andriashev, 1937; *Chalinura pectoralis* - Rass, 1963; *Dolloa pectoralis* Jordan, 1900.

FAO Names : En - Giant grenadier



a. (after Okamura, 1970a)

b. scale

Fig. 236

Diagnostic Features : A macrourine with 6 branchiostegal rays. Snout low, slightly protruding beyond the large mouth, without a spinous terminal scute; upper jaw about 40 to 45% of head length, extends beyond vertical through hind edge of orbit; premaxillary teeth in long narrow band, the outer teeth large; mandibular teeth in 1 to 3 irregular series. Large otolith (sagitta) long, somewhat comb-like in shape. First dorsal fin with 2 spinous rays and 7 to 9 segmented rays, second spinous ray weakly serrated; pelvic with 6 to 8 rays, usually 7. Anus at anal fin origin. Scales small, elongated, with moderate-sized median ridge, unarmed or with few weak spinules, and 0 to 5 much lower, non-spinulated ridges laterally on exposed field. Swimbladder small, 2 retia mirabilia. Abdominal vertebrae 13 to 15.

Geographical Distribution : North Pacific from northern Japan to the Okhotsk and Bering seas, east to the Gulf of Alaska, south to northern Baja California (Fig. 237).

Habitat and Biology : A species of temperate to subarctic seas in about 140 to 1 200 m depth. Off northern Japan it occurs in waters of 0 to 2°C. Novikov (1970) gives the most detailed information on the general biology of the species. The young are apparently bathypelagic to some degree and descend to the bottom at a size of about 50 to 60cm. Spawning takes place over a prolonged period, but is most vigorous in autumn and winter. Food preferences vary with locality, but cephalopods, fish, and shrimp predominate. Ctenophores are another important food item; echinoderms, worms, crabs, and amphipods play a lesser role in the diet of the species.

Size : To more than 150 cm total length.

Interest to Fisheries : Considered by Soviet investigators to be a valuable food fish, but the water-logged flesh makes it unappealing for direct consumption. The eggs and liver contain up to 50% vitamin-rich fats. Catches by the Soviets in the Bering Sea in 1962-1965 amounted to as much as 4 to 6 t per haul. *Albatrossia pectoralis* is found in commercially exploitable quantities in most areas where it occurs, but aside from the Soviet fisheries for the species in the Bering and Okhotsk seas in the sixties, it has not been targeted for exploitation. It, however, remains a significant part of the bycatch for more desirable species in those areas. Caught incidentally in the Japanese longline fishery. The Japanese-US longline survey of the North Pacific population reported a 37% increase in the relative population numbers from 1985 to 1986.

Local Names : CANADA: Pectoral rat-tail; JAPAN: Munedara; USA: Giant grenadier.

Literature : Novikov (1970); Okamura (1970); Iwamoto & Stein (1974); Amaoka *et. al.* (1983).

Remarks : The highly distinctive otolith, the rather peculiar squamation, the reduced swimbladder, and the two retia mirabilia and gas glands, in combination, distinguish this genus from related genera.

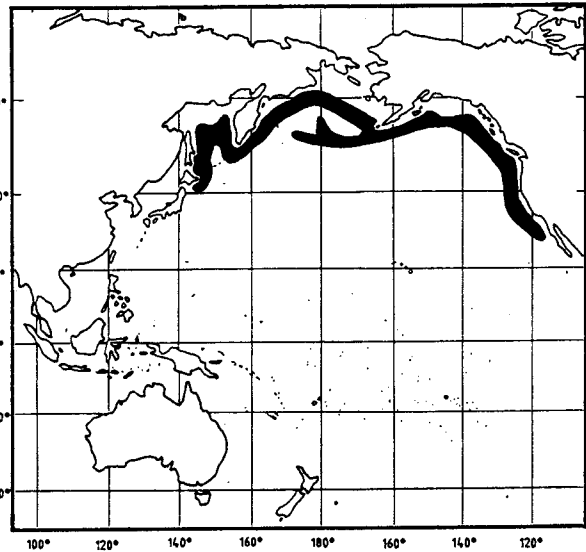


Fig. 237

Coelorinchus Giorna, 1810

MACROUR Coel

Genus with Reference : *Coelorinchus* Giorna, 1809, Mem.Accad.Sci.Torino, 16: 179 (type species *Lepidoleprus coelorhincus* Risso, 1810 by subsequent designation of Goode & Bean, 1896.

Synonyms : *Coccolus* Bonaparte, 1846; *Paramacurus* Bleeker, 1874; *Abysicola* Goode & Bean, 1896; *Quincuncia* Gilbert & Hubbs, 1920; *Garichthys* Whitley, 1934, *Mahia* McCann & McKnight, 1980.

Diagnostic Features : A macrourine with 6 branchiostegal rays. Outer gill slit greatly restricted; no gill rakers on outer side of first arch; a stout suborbital ridge consisting of enlarged strengthened scales running from snout tip to near posteroventral angle of preopercle -the ridge consisting of three sections (nasal, infraorbital, and preopercular) usually closely adjoined, but often with distinct separations between sections; nasal portion forming anterolateral margin of snout (lateral nasal ridge) supported to various degrees by extensions of median and lateral processes of nasal bone; snout variously developed, from short and blunt to elongated and sharply pointed; mouth inferior, upper jaw usually about 20% to 35% of head length; ridges of head usually rather strong, stout, scutelike, and spiny. Second spinous ray of first dorsal fin usually rounded and smooth along leading edge, but infrequently with a few weak teeth distally; pelvic fins almost always with 7 rays (but normally 6 in *C. sexradiatus*). Ventral light organ variously developed; in some, the organ is small and short, scarcely noticeable as a blackish extension of the perianal region; in most others, it extends anteriorly a considerable distance, almost to the isthmus in some, to pelvic fin bases or on abdomen in others; anterior and posterior ends usually expanded and forming a naked fossa, but in some species, the light organ is completely covered with scales and externally visible only as a dark midventral streak.

Anus usually immediately before or close to anal fin origin, about midway to pelvic bases in one species. Scales of body covered with spinules which range from short, slender, conical, in a random or quincunx order to broad, coarse, keel-like spinules in discrete ridgelike rows. Abdominal vertebrae 11 to 12. Swimbladder oval to strongly bilobed anteriorly; retia mirabilia usually 4, but in one species as many as 11.

Habitat Distribution and Biology : Worldwide in tropical to temperate seas, a few species found near the Antarctic Convergence; benthopelagic in 33 to 2 220 m, but most in depths between 150 and 800 m.

Size: To 75 cm, but most species less than 30 cm.

Interest to Fisheries : Most members of this genus are found in relatively shallow waters of the continental slope, making them susceptible to capture by commercial trawlers. Several species are taken as bycatch of trawls and utilized for fish meal or fish paste. A few larger species are of possible commercial interest.

Literature : Gilbert & Hubbs (1920); Okamura (1970a, b); Marshall & Iwamoto (in Marshall, 1973); Iwamoto (1978).

Remarks : More than 76 species are currently recognized, many more still undescribed, including nine that the author has examined in Soviet collections from the Indian Ocean. It seems likely that more than 100 species will be recognized after collections have been thoroughly studied. The key to species given by Gilbert & Hubbs (1920:425 to 432) serves to adequately identify the 51 species then known.

Key to Species of *Coelorinchus*

Because of the size of the genus (76 species recognized here), it was found convenient to treat the members in four separate groups based primarily on the development of the ventral light organ, a feature common to all members of the genus, but variously developed in each. This allowed reducing the size of each key to more manageable (although still large) units. The four groups are artificial and the inclusion of a species within a certain group is not meant to imply a close relationship to other members of that group. Similarly, the proximity of one species to another in a key does not imply a close relationship of the two, although this may often be the case because of shared characters.

The light organ always lies along the median ventral line in front of the anus. It varies markedly in size and internal complexity, but for its use here, only the length and size of the externally visible portions are considered, although the internal development is usually reflected in the external appearance.

In the first group, the light organ is short and present only as a small sac in the belly wall, often not externally apparent. In the other three groups, the organ is larger and extends farther forward, to as much as the chest just behind the isthmus in some. It is manifested in these groups as a blackish streak, a narrow blackish cleft, as one or two narrow to broad fossae, as elongated lens-shaped swellings, or as alterations or combinations of these. In some species, the fossa is naked and readily apparent, whereas in others the fossa is overlain with scales that obscure its presence.

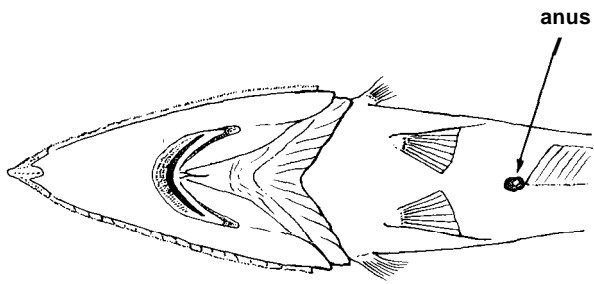
Assigning a specimen to one of the four groups will usually not be much of a problem, but it will on occasion. The abdominal area is often damaged in macrourids making interpretation of the shape and extent of the light organ difficult. In some species the organ is more visible externally than in others because of the lack of scale covering or because of its size, shape and colour. The greatest difficulty will be encountered in assigning certain species to either Group I or Group II. *Coelorinchus braueri*, *C. japonicus*, *C. smithi* and *C. spinifer* are keyed out in both groups for this reason. *C. tokiensis* would also have been keyed out twice if the light organ character were the only consideration, but that species has a prominent banded pattern, which excludes it from Group I.

As a general rule, all specimens should be run through the key choosing each part of a couplet that best fits the characters observed. When a species is finally chosen, the specimen should be compared with the illustrations and description (if available). If the specimen does not agree well with the figure and description, the key should be backtracked to a couplet that posed a problem of choice, and the alternative track run through until a "best fit" is obtained. This may mean returning all the way back to the choice of a group. As many species are yet to be described and variation among each species could be considerable, a final identification may not be possible. Young specimens are particularly problematic in that they often show developmental differences in the characters used here.

The genus as a whole is currently being studied by Dr Osamu Okamura. Information and figures from his two main works (1970a, b) on Japanese Macrouridae have been especially useful in developing these keys.

Guide to Groups of Species :

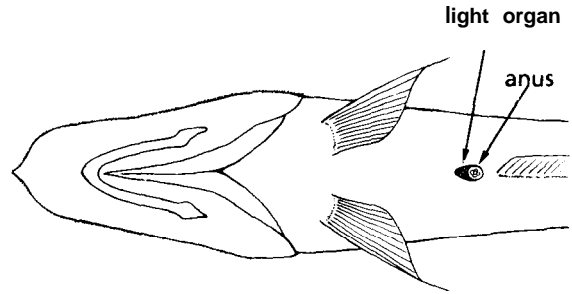
Group I (page 115) : Little or no external evidence of light organ; black oval or crescentic naked area, if present, shorter than posterior nostril; no prominent markings on body (e.g., saddlemarks, stripes, bands, pectoral blotches, vermiculations, etc.) except in *C.kaiyomaru* and *C.quadricristatus*. Examples:



underside

C. gilberti
(after Okamura, 1970b)

Fig. 238

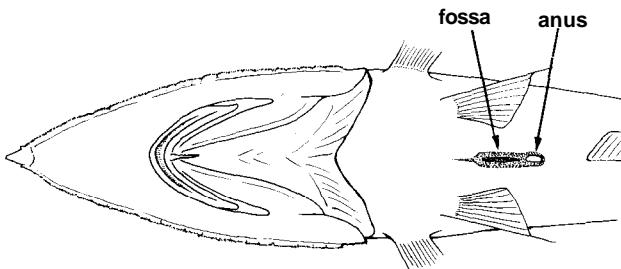


underside

C. aconcagua
(after Iwamoto, 1978)

Fig. 239

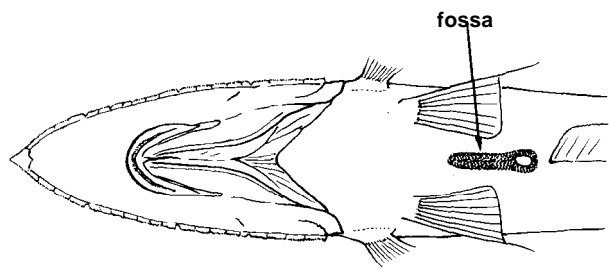
Group II (page 123): A distinct blackish fossa on belly (obscured by scale covering in some species); fossa narrow and cleft-like in some, broad and lens-like or teardrop-shaped in others, usually with a short connection to periproct (region surrounding anal and urogenital openings); anterior end of fossa fails to extend forward of line connecting pelvic fin bases. Examples:



underside

C. smithi
(after Okamura, 1970b)

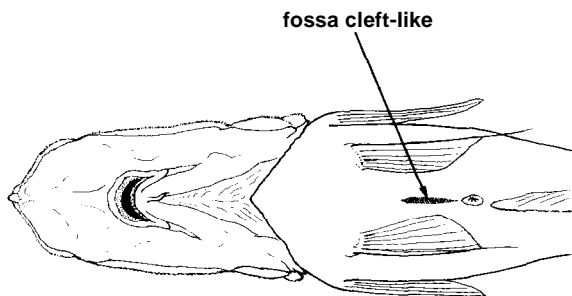
Fig. 240



underside

C. asteroides
(after Okamura, 1970b)

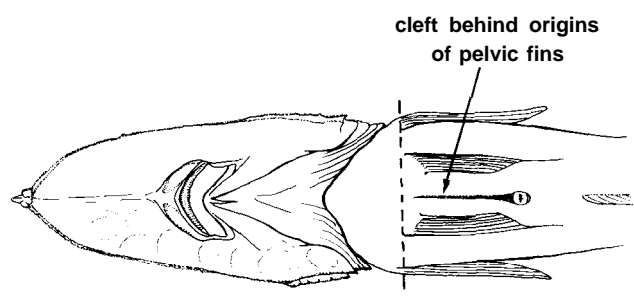
Fig. 241



underside

C. fasciatus

Fig. 242

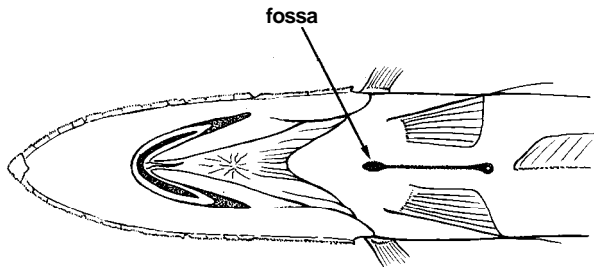


underside

C. innotabilis

Fig. 243

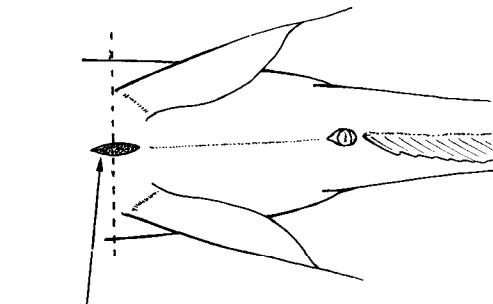
Group III (page 130): Black fossa of light organ large, single, and far removed from anus, with little external evidence of a connection between the two; anterior end of fossa distinctly in advance of a line between pelvic fin bases; anus (usually) immediately before anal fin origin or separated from origin by 1 to 3 scale rows. Examples:



underside

C. jordani
(after Okamura, 1970b)

Fig. 244

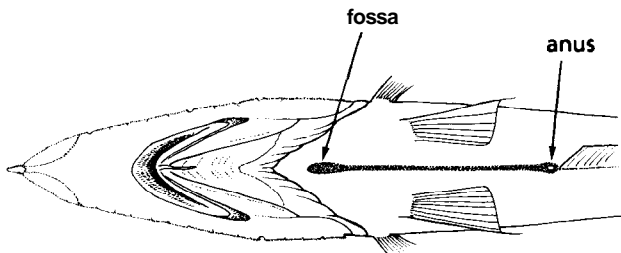


fossa extends forward
of pelvic fin origins

underside

Fig. 245

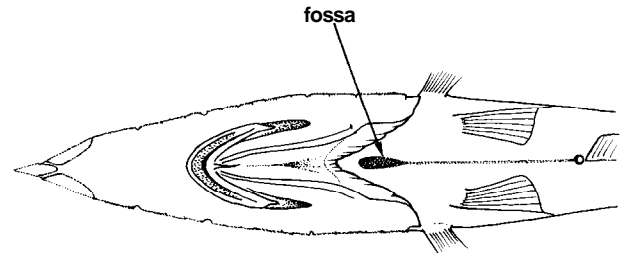
Group IV (page 133): Light organ externally evident as a broad blackish strip extending from the periproct to just behind the isthmus, the strip dilated at each end; anus immediately before anal fin. Examples:



underside

C. multispinulosus
(after Okamura, 1970b)

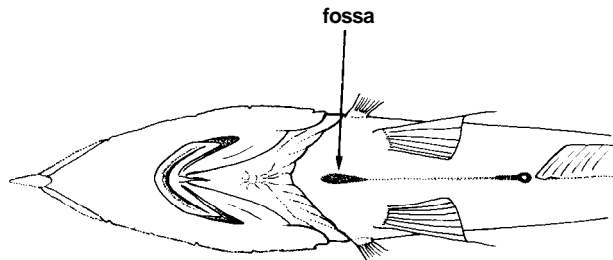
Fig. 246



underside

C. longissimus
(after Okamura, 1970b)

Fig. 247



underside

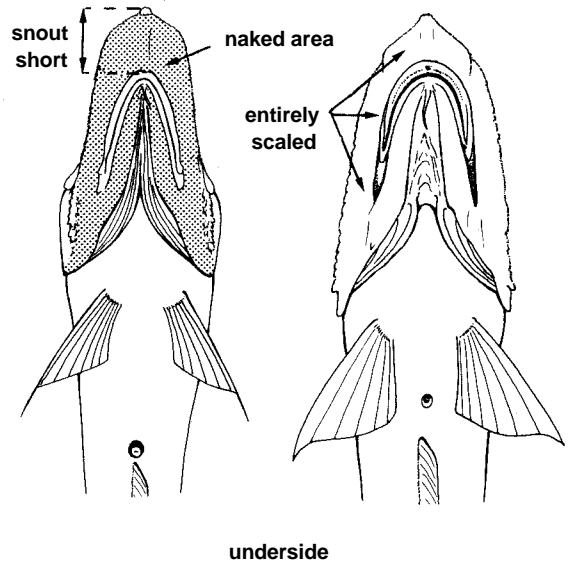
C. hubbsi
(after Okamura, 1970b)

Fig. 248

Species within Groups :

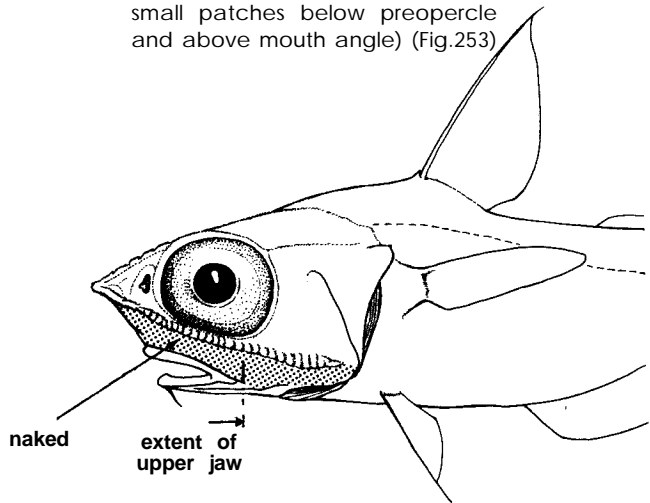
GROUP I :

- 1a. Snout short and blunt
 - 2a. Underside of head naked (Fig. 249a) **C. aconcagua** (Fig. 250)
 - 2b. Underside of head scaled (Fig. 249b)
 - 3a. Mouth large, upper jaw extends to posterior 1/3 of orbit **C. matamua** (Fig. 251)
 - 3b. Mouth small, upper jaw extends to below midorbit at most **C. abditilux** (Fig. 252)

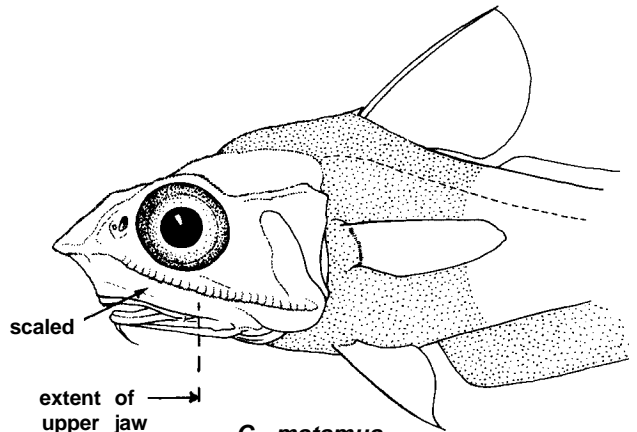


a. *C. aconcagua* (after Iwamoto, 1978) b. *C. matamua* (after Iwamoto, in Smith & Heemstra, 1986) Fig. 249

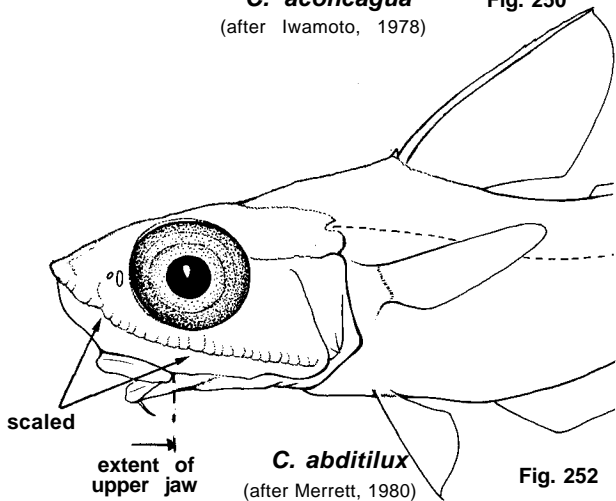
- 1b. Snout long and sharply pointed
 - 4a. Underside of head essentially entirely naked (sometimes with small patches below preopercle and above mouth angle) (Fig. 253)



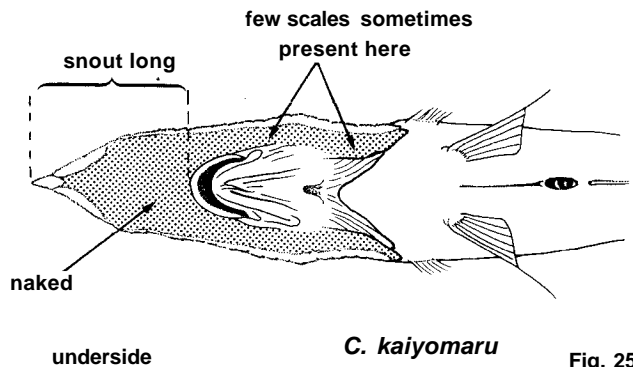
C. aconcagua (after Iwamoto, 1978) Fig. 250



C. matamua (after Iwamoto, in Smith & Heemstra, 1986) Fig. 251



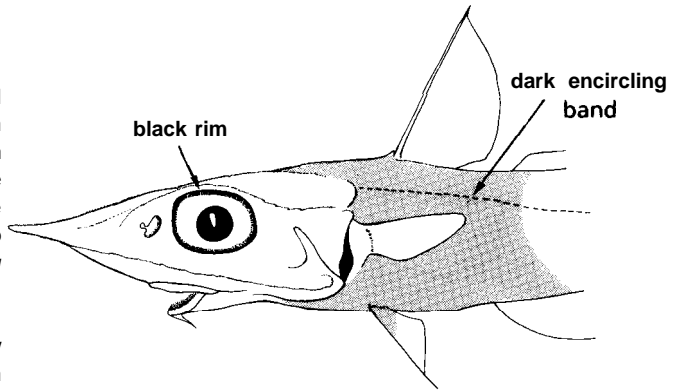
C. abditilux (after Merrett, 1980) Fig. 252



C. kaiyomaru (after Arai & Iwamoto, 1979) Fig. 253

5a. Orbit marked with distinct black rim

6a. Trunk completely encircled by a broad dark band; body scales with median spinule row scarcely if at all larger than the slightly divergent lateral rows, the rows immediately adjacent to the median row complete and extending to scale margin (Fig.255a) **C. kaiyomaru** (Fig. 254)

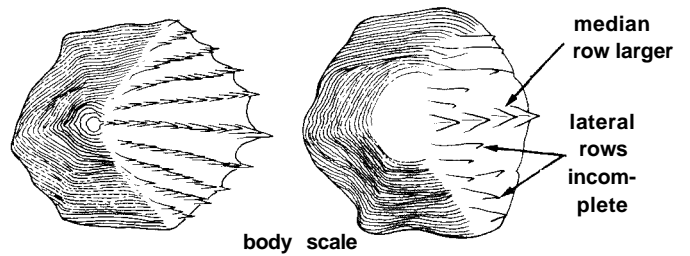


C. kaiyomaru (after Arai & Iwamoto, 1979) **Fig. 254**

6b. Trunk not encircled by a dark band; body scales with median spinule row much larger than the parallel lateral rows, the two or more rows adjacent to the median row foreshortened, not reaching scale margin (Fig. 255b) **C. labiatus** (Fig. 256)

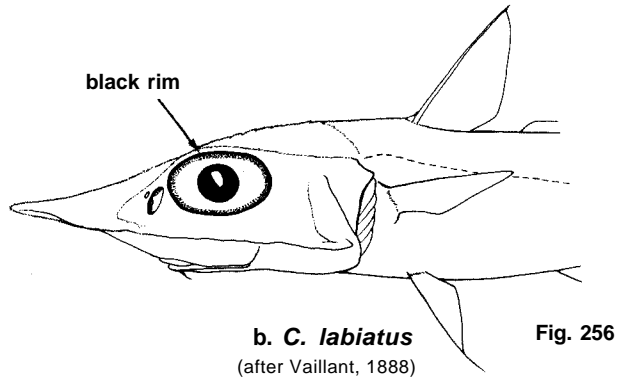
5b. Orbit without a blackish rim

7a. Scales atop head with spinules mostly in a single comblike row (Fig.257a); orbit diameter distinctly greater than postorbital length; orbit 1.7 to 1.8 times in snout length; scale rows below second dorsal fin origin 5.5 to 7 **C. gilberti** (Fig. 258)

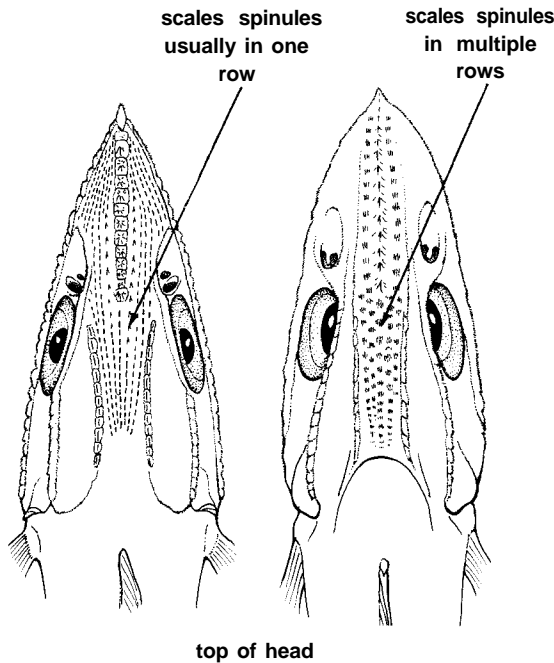


a. C. kaiyomaru (after Arai & Iwamoto, 1979) **b. C. labiatus** (after Vaillant, 1888) **Fig. 255**

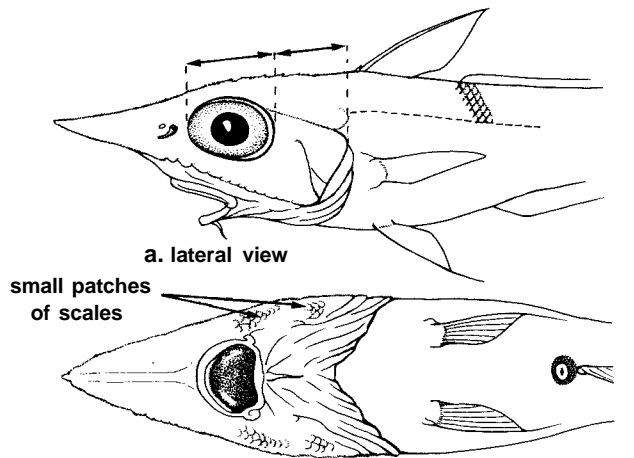
7b. Scales atop head with spinules in multiple rows or scattered (Fig. 257b); orbit diameter variable, from less than to greater than postorbital length of head; orbit 0.9 to 2.0 or more times in snout length; scale rows below second dorsal fin origin 3.5 to 6



b. C. labiatus (after Vaillant, 1888) **Fig. 256**



a. C. japonicus (after Okamura, 1970b) **b. C. weberi** (after Gilbert & Hubbs, 1920) **Fig. 257**



a. lateral view **b. underside** **C. gilberti** (after Okamura, 1970b) **Fig. 258**

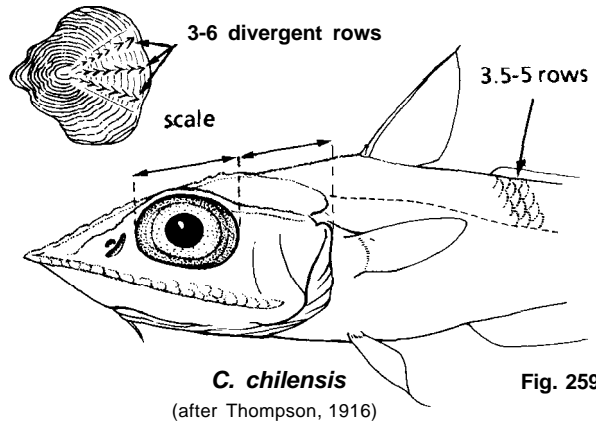
8a. Orbit diameter greater (1.03 to 1.39) than postorbital length of head; spinules on body scales in 3 to 6 divergent rows **C. chilensis** (Fig. 259)

8b. Orbit diameter equal to or (usually) shorter than postorbital length of head; spinules on body scales in 3 to 12 parallel or divergent rows

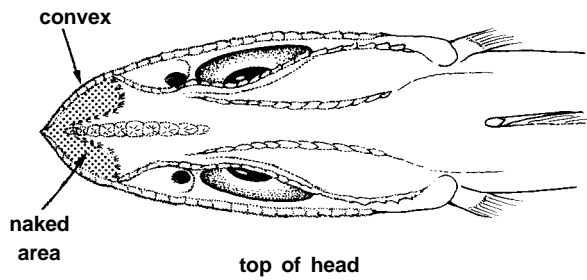
9a. Snout without an acuminate tip, its sides very convex; broad, naked areas dorsally behind anterolateral margins of snout (Fig.260); orbit 1.15 to 1.4 times in snout length

10a. Orbit 1.15 times in snout length; 4 to 7 parallel spinule rows on dorsal body scales **C. acantholepis** (Fig. 261)

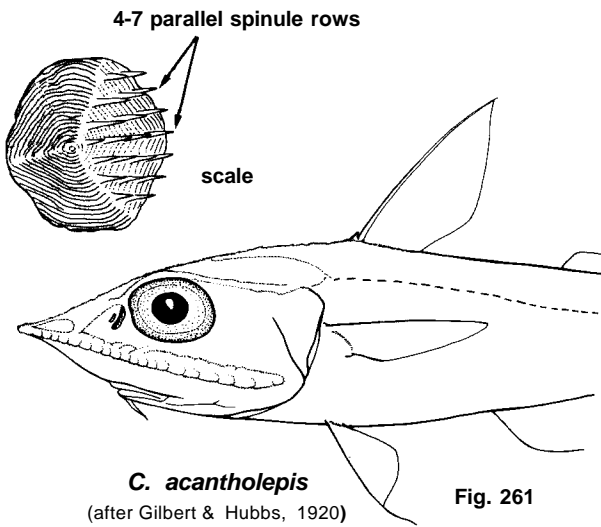
10b. Orbit about 1.4 times in snout length; 7 to 10 slightly divergent spinule rows on body scales **C. carinifer** (Fig. 262)



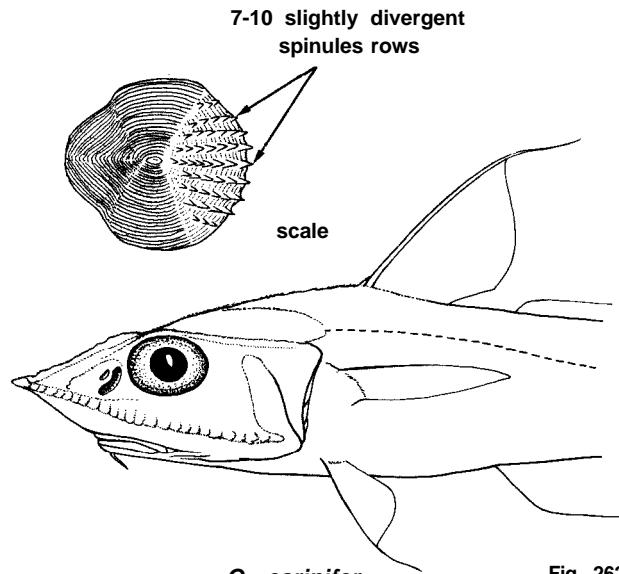
C. chilensis (after Thompson, 1916) **Fig. 259**



C. acantholepis (after Gilbert & Hubbs, 1920) **Fig. 260**



C. acantholepis (after Gilbert & Hubbs, 1920) **Fig. 261**



C. carinifer (after Gilbert & Hubbs, 1920) **Fig. 262**

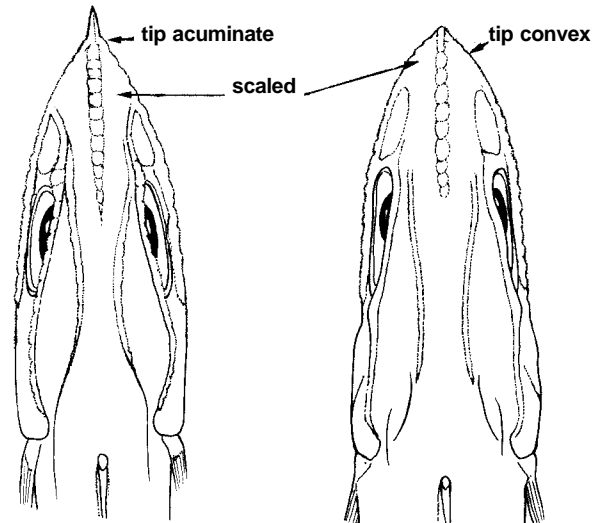
9b. Snout with its tip more or less acuminate, its sides mildly convex to nearly straight; areas dorsally behind anterolateral margins of snout mostly scaled (?naked in *C. doryssus*) (Fig.263); orbit 1.2 to 2.1 times in snout length*

11a. Orbit 1.2 to 1.7 times in snout length; body scales bearing 6 to 11 ridges of relatively small, weak spinules, the median spinule row very slightly larger than lateral rows *C. radcliffei* (Fig. 264)

11 b. Orbit 1.7 or more times in snout length; body scales bearing 3 to 13 ridges of strong spinules, the median spinule row slightly, to much larger than lateral rows

12a. Spinules on body scales (Fig.265 a,b) very strong, stout, 3-edged, each formed like a slightly folded triangular blade with the back of the fold forming an anteriorly facing keel (resulting in the "grooved" appearance described by Gilbert and Hubbs, 1920), the spinules tightly imbricate on each row and set at an angle of about 60 to 70 degrees from the horizontal; spinules in 5 to 8 parallel to slightly divergent rows, the median row much larger than lateral ones..... *C. occa* (Fig. 266)

12b. Spinules on body scales strong but not "grooved" and widened at base, the spinules set at an angle of about 45 degrees from the horizontal; spinules in 3 to 13 parallel rows, the median row slightly to much stronger than the lateral ones

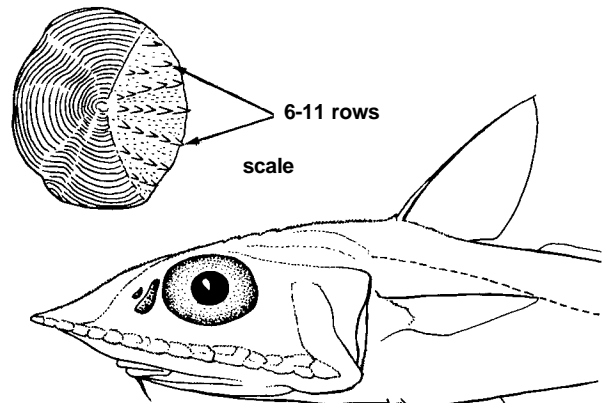


top of head (range of variation in shape)

C. radcliffei

(after Gilbert & Hubbs, 1920)

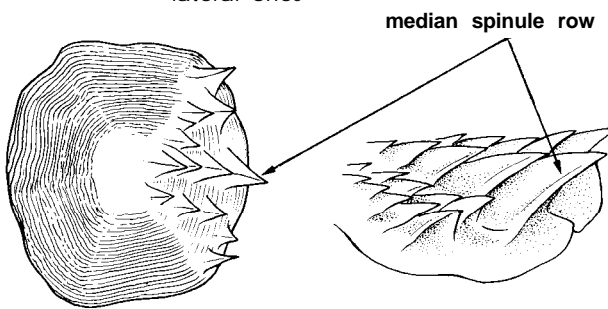
Fig. 263



C. radcliffei

(after Gilbert & Hubbs, 1920)

Fig. 264



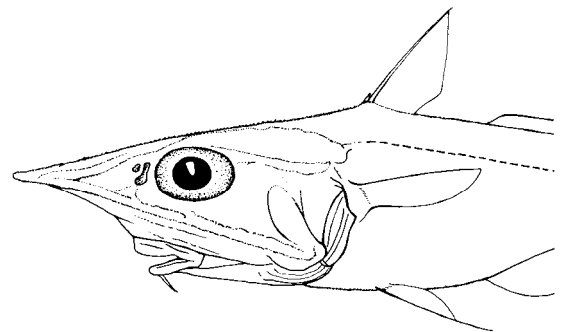
a. dorsal view

body scale

b. dorso-lateral view

C. occa

Fig. 265



C. occa

(after Parr, 1946)

Fig. 266

*

C. innotabilis and *C. karrerae* of Group II would fall in here if the light organ character was misinterpreted but these two species are easily distinguished by the many (10 to 13) rows of very small spinules on body scales; the median row of each scale not enlarged, and area behind anterolateral margins dorsally naked

13a. Orbit about 1.7 times in snout length; 3 to 5 spinule rows on body scales ...**C. aratum** (Fig. 267)

13b. Orbit 1.9 or more times in snout length; 3 to 13 spinule rows on body scales

14a. Long spine of first dorsal fin about equal to postrostral length of head; 5 to 7 spinule rows on body scales, median ridge only slightly larger than adjacent rows **C. weberi** (Fig. 268)

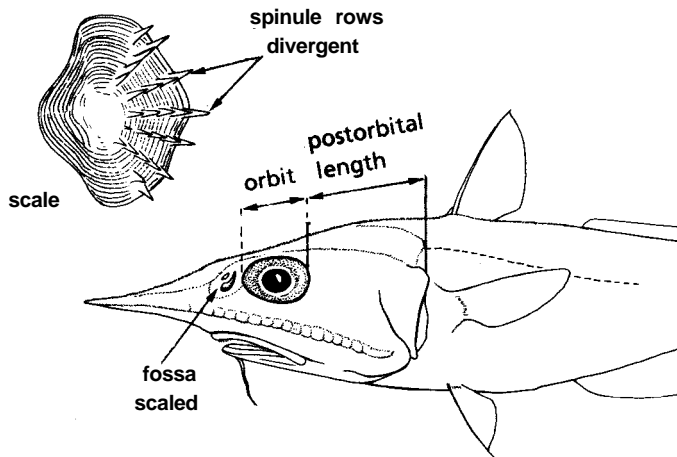
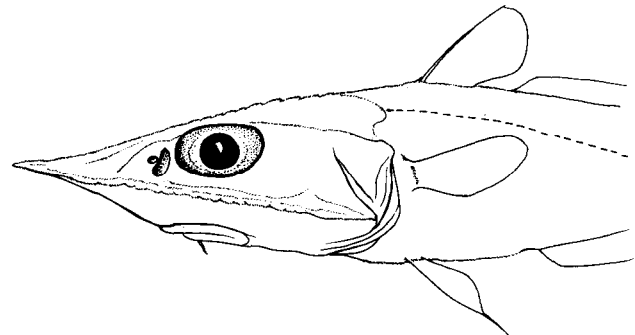
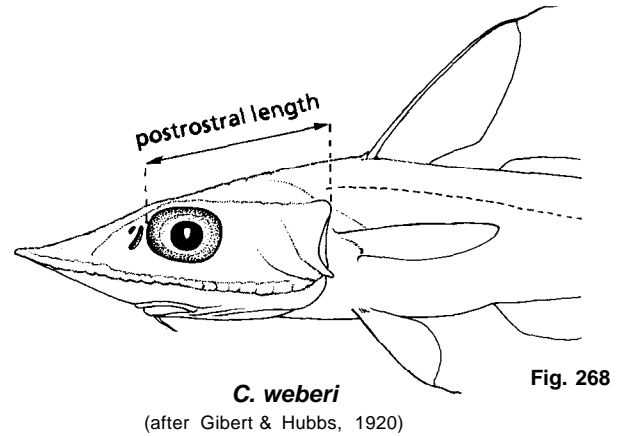
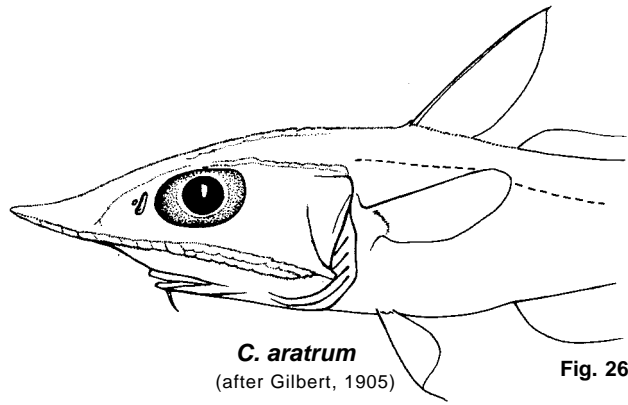
14b. Long spine of first dorsal fin decidedly less than postrostral length of head; 3 to 13 spinule rows on body scales; median ridge much stronger than adjacent ones**C. doryssus** (Fig. 269)

4b. Underside of head uniformly scaled

15a. Snout equal to or more than twice the length of orbit diameter

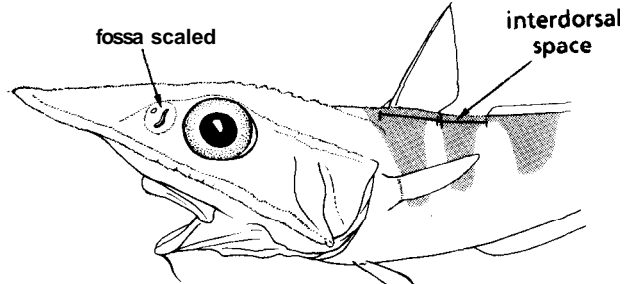
16a. Orbit 1.4 to 1.5 times in postorbital length of head; barbel long, about 2/3 of orbit diameter; nasal fossa scaled; spinules of body scales in widely divergent rows **C. macrorhynchus** (Fig. 270)

16b. Orbit 1.2 to 1.3 times in postorbital length; barbel less than 1/2 of orbit diameter; nasal fossa naked; spinules on body scaler in parallel to slightly divergent rows



C. macrorhynchus (after Radcliffe, 1912) Fig. 270

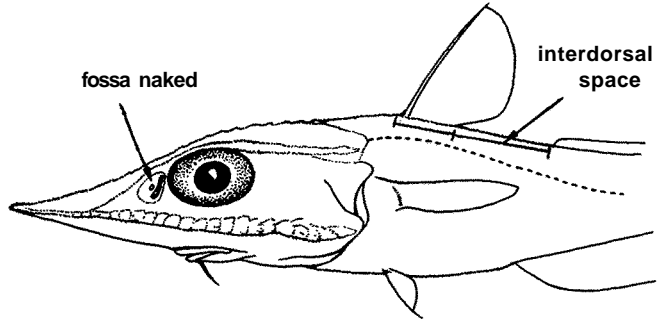
17a. Interspace between dorsal fins less than base of first dorsal; 1 to 7 spinous keels on scales of interorbital space; spinules on body scales in 3 to 7 parallel rows *C. quadricristatus* (Fig. 271)



C. quadricristatus (after Alcock, 1899) Fig. 271

17b. Interspace between dorsal fins greater than base of first dorsal; a single spinous keel on scales of interorbital space; spinules on body scales in 1 to 5 parallel or somewhat divergent rows

18a. Spinules on body scales in 3 to 5 parallel rows; barbel about 2.6 times in orbit diameter; interspace between dorsal fins about 1.4 times the base of first dorsal fin..... *C. sparsilepis* (Fig. 272)

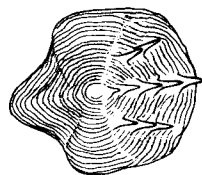


C. sparsilepis (after Okamura & Kitajima, 1984) Fig. 272

18b. Spinules on body scales in 1 to 3 somewhat divergent rows; barbel about 6 times in orbit diameter; interspace between dorsal fins about 1.1 times the base of first dorsal fin..... *C. spinifer* (fig. 273)

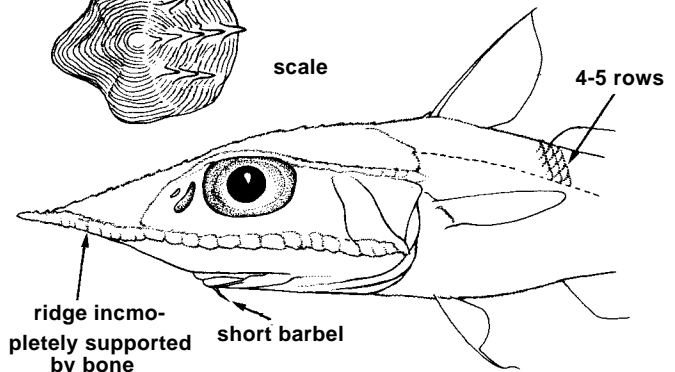
15b. Snout less than twice the orbit diameter

19a. Second spinous ray of first dorsal fin prolonged, its length much greater than postrostral length of head; scales over interorbital space with scattered isolated blade-like spinules, not arranged into keel-like rows..... *C. braueri* (Fig. 274)



scale

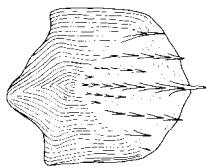
19b. Second spinous ray of first dorsal fin shorter than postrostral length of head; scales over interorbital space with spinules arranged in distinct, usually keel-like rows



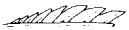
C. spinifer

(after Gilbert & Hubbs, 1920)

Fig. 273

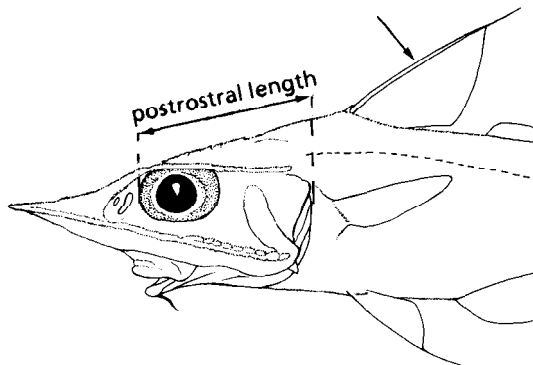


dorsal view



lateral view

scale



C. braueri

(after Trunov, 1983)

Fig. 274

20a. Most scales between occipital ridges with spinules arranged in a single keel-like row

21a. Spinules on body scales in 3 to 6 parallel rows **C. parallelus** (Fig. 275)

21b. Spinules on body scales in 1 to 7 widely to somewhat divergent rows

22a. Snout relatively short and broad, about 1.3 times the orbit diameter; spinules on body scales in 5 to 7 widely divergent rows **C. platorhynchus** (Fig. 276)

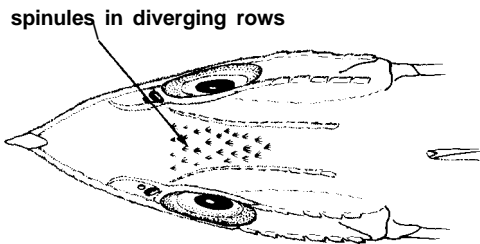
22b. Snout long and sharp, slightly less than twice the orbit diameter; spinules on body scales in 1 to 6 divergent, to somewhat divergent rows

23a. Anterolateral margin of snout completely supported by bone; scale rows below origin of second dorsal fin 5.5 to 7.5; barbel 2.1 to 3.9 times in orbit diameter **C. japonicus** (Fig. 277)

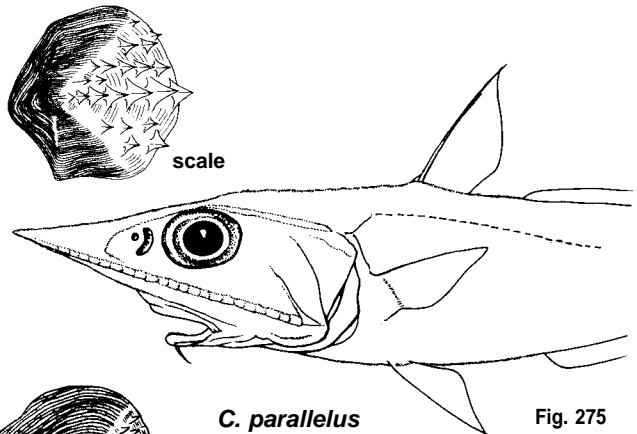
23b. Anterolateral margin of snout incompletely supported by bone; scale rows below origin of second dorsal fin 4.5; barbel about 6 times in orbit diameter **C. spinifer** (Fig. 273)

20b. Scales between occipital ridges with spinules arranged in 2 to 7 diverging rows (Fig. 278)

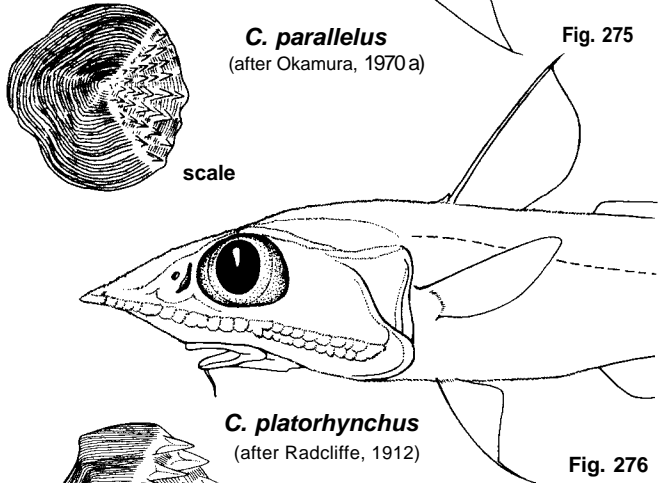
24a. Anterolateral margin of snout completely supported by bone; snout length 1.5 to 1.9 times the orbit diameter; interspace between dorsal fins 1.3 to 2.0 times the base of first dorsal **C. smithi** (Fig. 279)



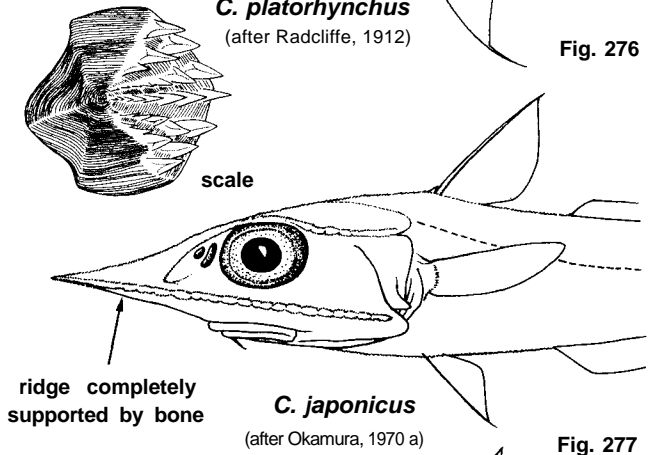
top of head (after Okamura, 1970 a) Fig. 278



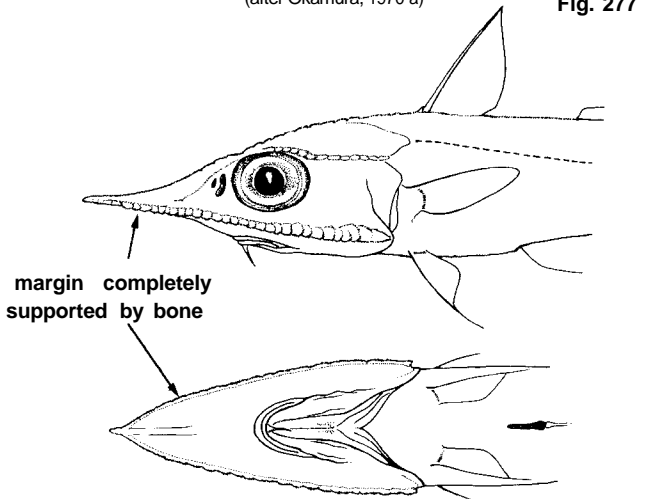
C. parallelus (after Okamura, 1970 a) Fig. 275



C. platorhynchus (after Radcliffe, 1912) Fig. 276



C. japonicus (after Okamura, 1970 a) Fig. 277



underside **C. smithi** (after Okamura, 1970 a) Fig. 279

24b. Anterolateral margin of snout incompletely supported by bone; snout length 1.28 to 1.8 times the orbit diameter; interspace between dorsal fins 1.1 to 2.0 times the base of first dorsal

25a. Scales below second dorsal fin origin 6 to 7.5; orbit 1 to 1.2 times into postorbital length; spinules on body scales in parallel rows *C. acanthiger* (Fig. 280)

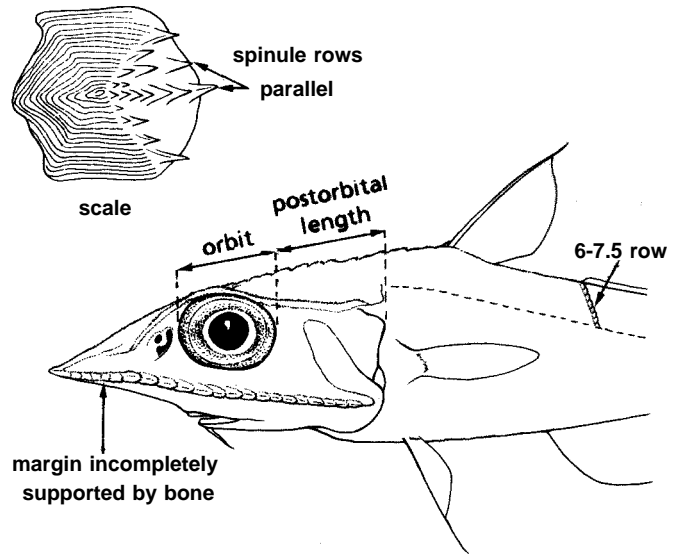
25 b. Scales below second dorsal fin origin 5 to 5.5; orbit 1.15 to 1.5 times into post-orbital length; spinules on body scales in parallel or divergent rows

26a. Interspace between dorsal fins 2.0 times the base of first dorsal; snout 1.8 times the orbit diameter *C. kermadecus* (Fig. 281)

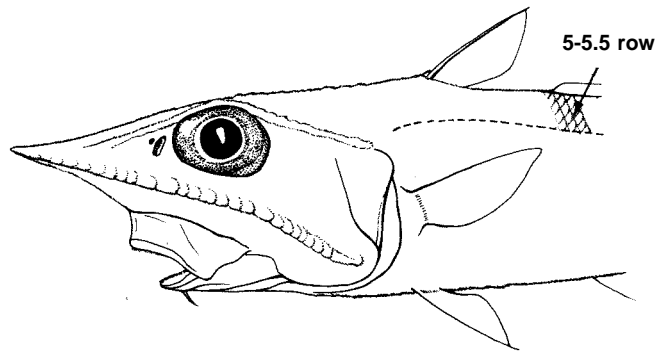
26b. Interspace between dorsal fins 1.1 to 1.2 times the base of first dorsal; snout 1.3 to 1.7 times the orbit diameter

27a. Orbit diameter enters post-orbital length of head 1.4 to 1.5 times *C. divergens* (Fig. 282)

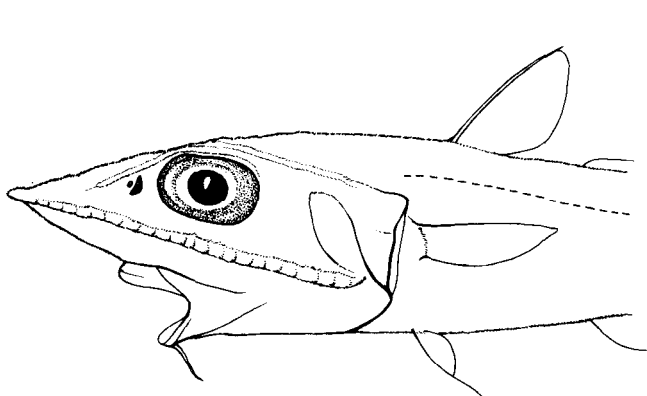
27b. Orbit diameter enters post-orbital length of head 1.15 to 1.3 times . . . *C. commutabilis* (Fig. 283)



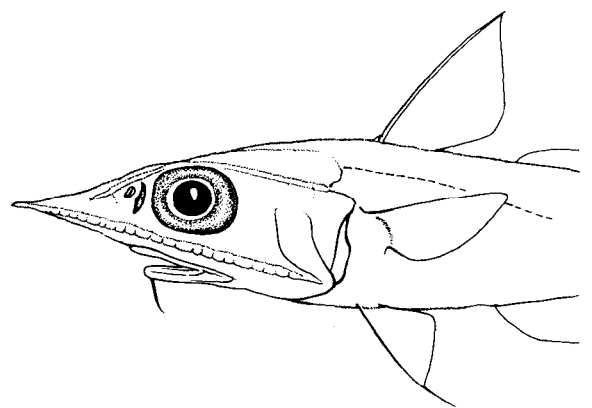
C. acanthiger (after Iwamoto in Smith & Heemstra, 1986) **Fig. 280**



C. kermadecus (after Günther, 1887) **Fig. 281**



C. divergens (after Okamura & Kitajima, 1984) **Fig. 282**



C. commutabilis (after Radcliffe, 1912) **Fig. 283**

GROUP II :

1a. A prominent blackish blotch, sometimes ocellated, above and behind pectoral fin base; anus slightly removed from anal fin; underside of snout naked; antero-lateral snout margin completely supported by bone

2a. Dorsal fin high, spinous second ray about as long as, or longer than, head length

3a. Dorsal snout profile straight or slightly convex, snout not especially long, about equal to or slightly longer than orbit diameter

4a. Five or fewer strong spinous ridges on scales ... ***C. maculatus*** (Fig. 284)

4b. Five to 11 low ridges on scales ***C. velifer*** (Fig. 285)

3b. Dorsal snout profile distinctly concave; snout length distinctly longer than orbit diameter

5a. Pectoral fin rays 14 or 15; pelvic rays 6; the 2 posterior saddlemarks rather indistinct ***C. sexradiatus*** (Fig. 286)

5b. Pectoral fin rays 16 or 17; pelvic rays 7; the saddlemarks prominent or rather indistinct

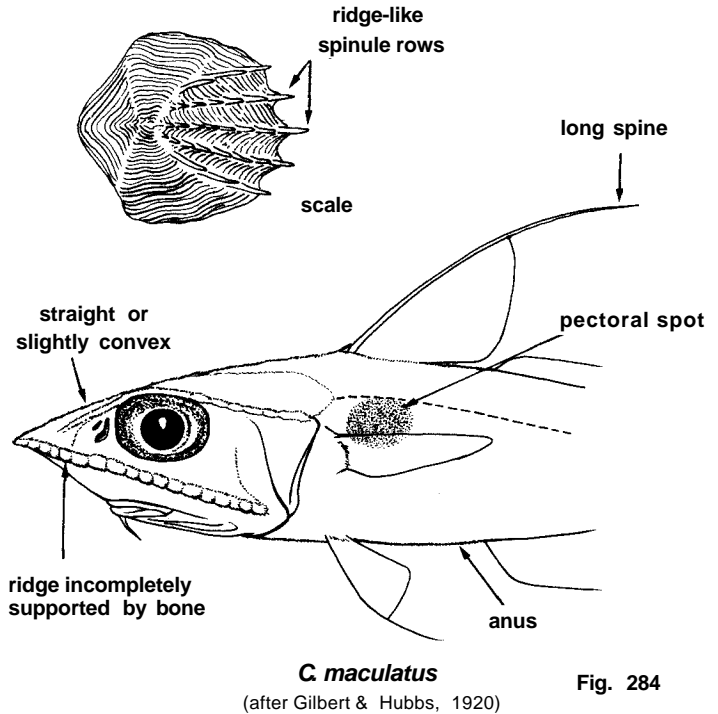


Fig. 284

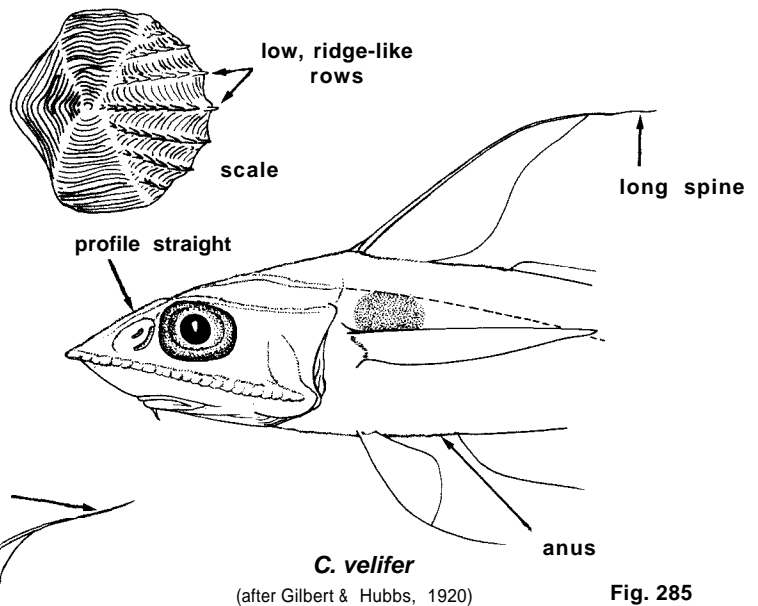


Fig. 285

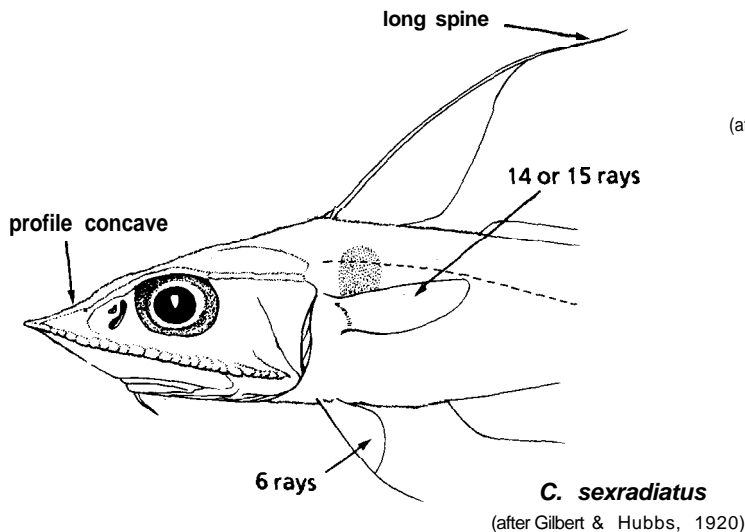


Fig. 286

6a. Pectoral spot narrow, occupying 4 to 6 oblique scale rows; snout long, slender, sharply pointed, its length about 2.3 times in head length *C. triocellatus* (Fig. 287)

6b. Pectoral spot broad, occupying 6 to 8 oblique scale rows; snout shorter, broader, 2.4 to 2.7 times in head length

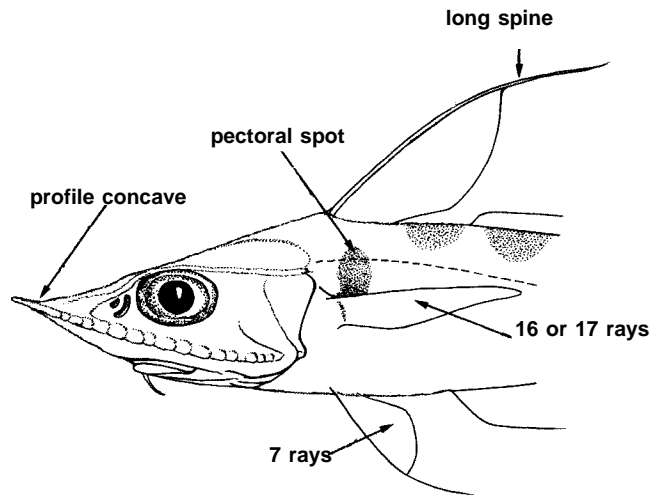
7a. Pectoral spot and saddles prominent; snout 2.7 times in head length *C. notatus* (Fig. 288)

7b. Pectoral spot and saddles rather indistinct; snout 2.4 times in head length *C. dorsalis* (Fig. 289)

2b. First dorsal height moderate, less than head length, usually about equal to postrostral length of head

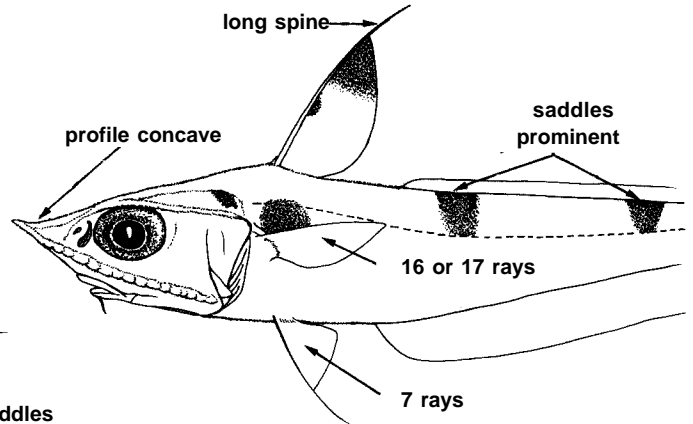
8a. Snout long and sharply pointed, the length 1.5 times or more the orbit diameter *C. argus* (Fig. 290)

8b. Snout moderate, terminal scute broad and blunt viewed dorsally



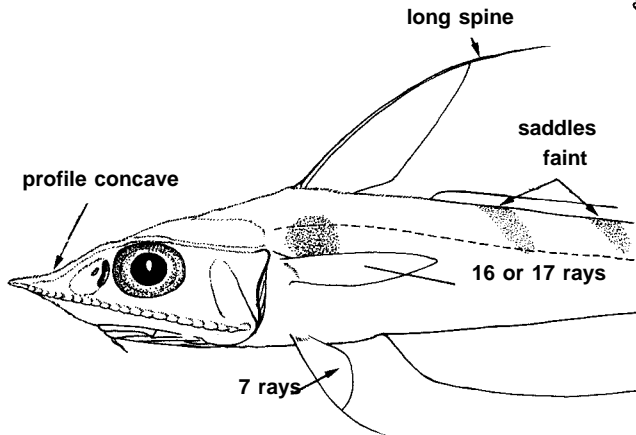
C. triocellatus
(after Gilbert & Hubbs, 1920)

Fig. 287



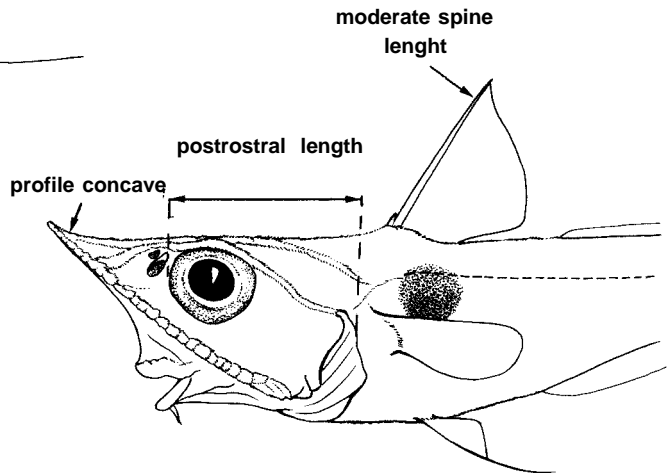
C. notatus
(after Radcliffe, 1912)

Fig. 288



C. dorsalis
(after Gilbert & Hubbs, 1920)

Fig. 289



C. argus
(after Weber & de Beaufort, 1929)

Fig. 290

9a. Mouth cavity whitish*C. kishinouyei*
(Fig. 291)

9b. Mouth cavity blackish *C. macrolepis*
(Fig. 292)

1b. No blackish blotch behind pectoral base; saddles, bars or stripes in some

10a. Snout rather short and usually blunt, its length about equal to or much shorter than large orbit

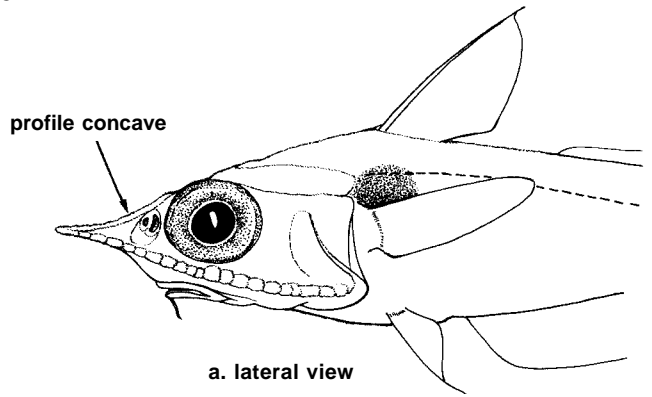
11a. Underside of head completely scaled

12a. No prominent markings on body; anus far removed from anal fin, about equidistant from pelvic fin bases and anal fin, or closer to pelvic fin bases; jaw teeth in 2 or 3 series *C. macrochir*
(Fig. 293)

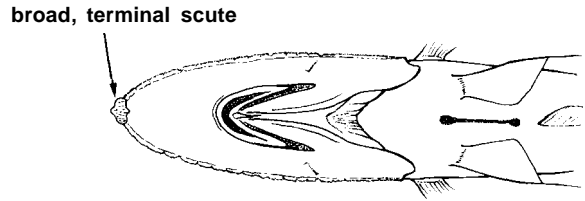
12b. Prominent bands, stripes or saddle markings on body; anus immediately before or slightly removed from anal fin, but decidedly closer to anal than to pelvic fin bases

13a. Banded pattern (sometimes faint) along entire trunk and tail, the diagonal bands extending down and forward ... *C. aspercephalus*
(Fig. 294)

13b. Two prominent saddle marks or narrow longitudinal stripes on body



a. lateral view



b. underside

C. kishinouyei
(after Okamura, 1970a)

Fig. 291

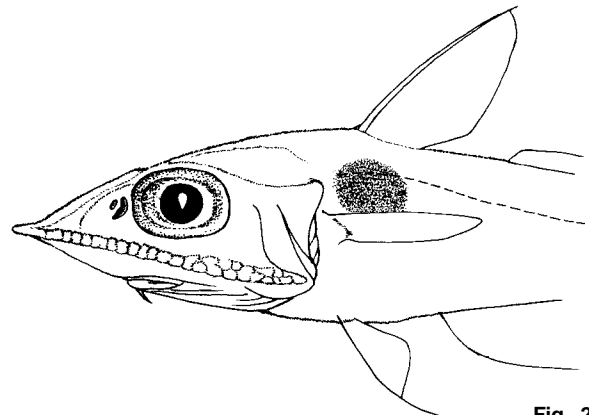
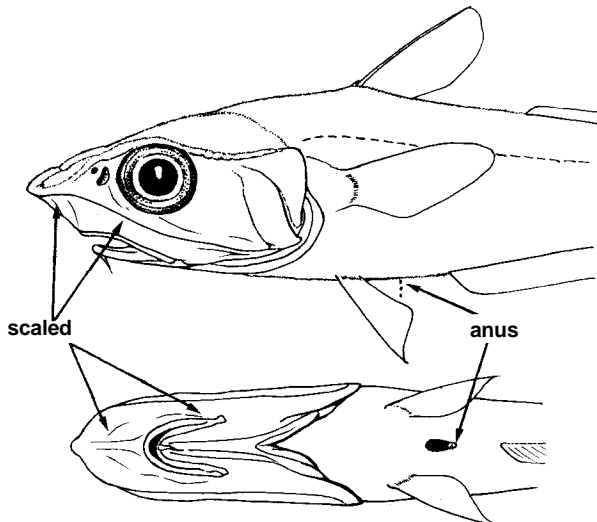


Fig. 292

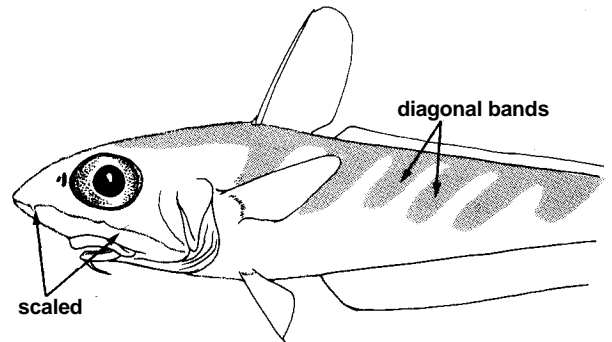
C. macrolepis
(after Gilbert & Hubbs, 1920)



underside
C. macrochir

(after Okamura, 1970a)

Fig. 293



C. aspercephalus
(after Waite, 1911)

Fig. 294

14a. Two prominent saddle marks on body, one on nape anterior to first dorsal fin, the other below anterior end of second dorsal fin *C. biclinozonalis* (Fig. 295)

14b. Fine longitudinal stripes along body *C. australis* (Fig. 296)

11b. Underside of head essentially completely naked (except for a small patch of scales above mouth angle in *C. mirus* and a second narrow patch on preopercle in *C. bollonsi*)

15a. A small patch of scales above mouth angle extending posteriorly onto preopercle; no body markings *C. mirus* (Fig. 297)

15b. Underside of head completely naked, or 2 small patches on each side; body markings present or absent

16a. No body markings in adults *C. bollonsi* (Fig. 298)

16b. Dark saddle marks on body

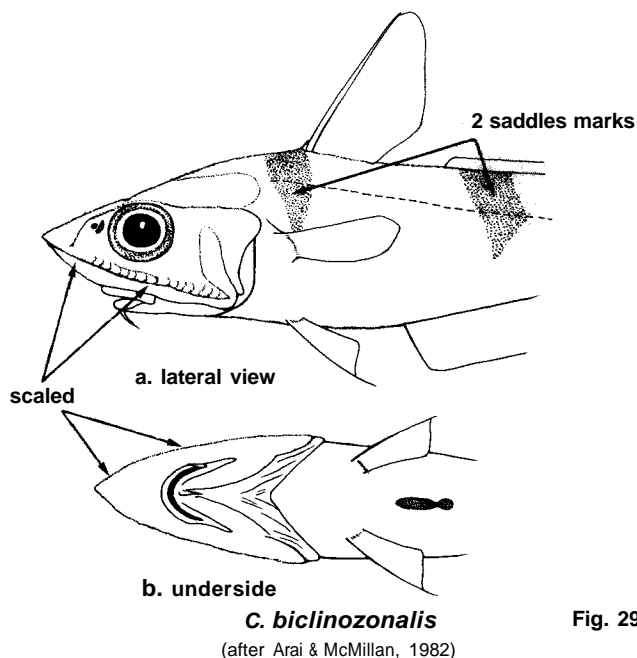


Fig. 295

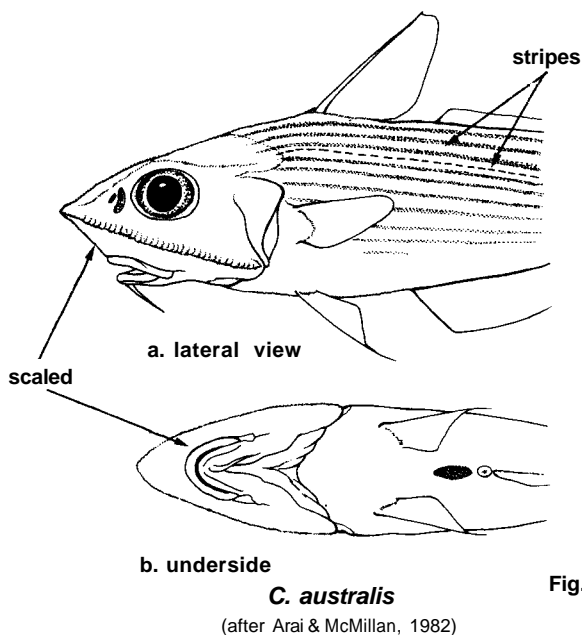


Fig. 296

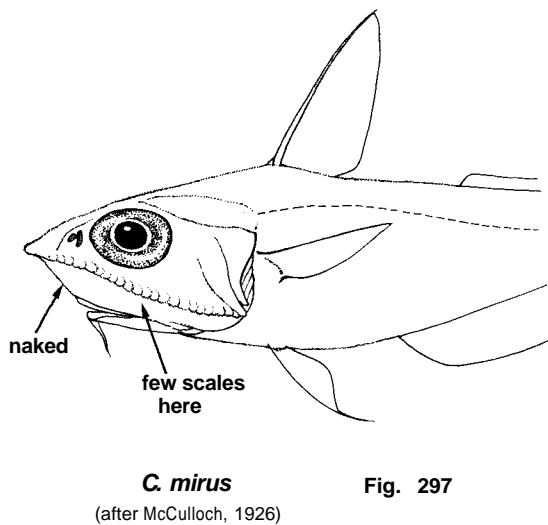


Fig. 297

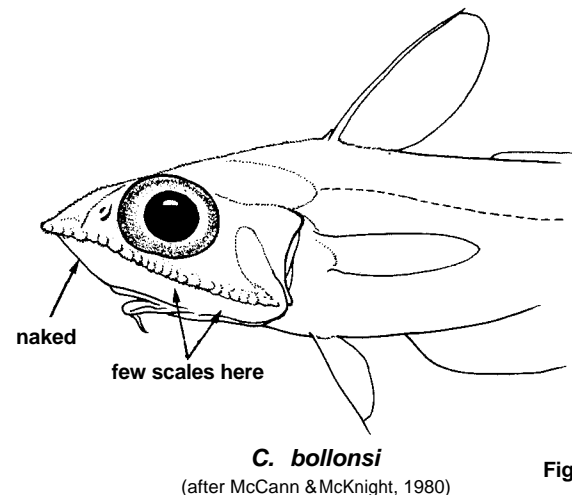


Fig. 298

17a. Median row of predorsal scales with prominent enlarged spinule ridge *C. fasciatus* (Fig. 299)

17b. Median predorsal scales lacking large spinule rows..... *C. cookianus* (Fig. 300)

10b. Snout long and sharply pointed, its length more than 1.3 times the orbit diameter

18a. Underside of head completely scaled

19a. Anterolateral snout margins completely supported by bone

20a. Scales on top of head (between occipital ridges and most of snout) with a single sharp, keel-like ridge; scale rows below second dorsal fin 5.5 to 7.5 *C. japonicus* (Fig. 301)

20b. Scales on top of head with several diverging rows of high, bladelike spinules; scale rows below second dorsal fin 4.5 to 5.5..... *C. smithi* (Fig. 302)

19b. Anterolateral snout margins incompletely supported by bone

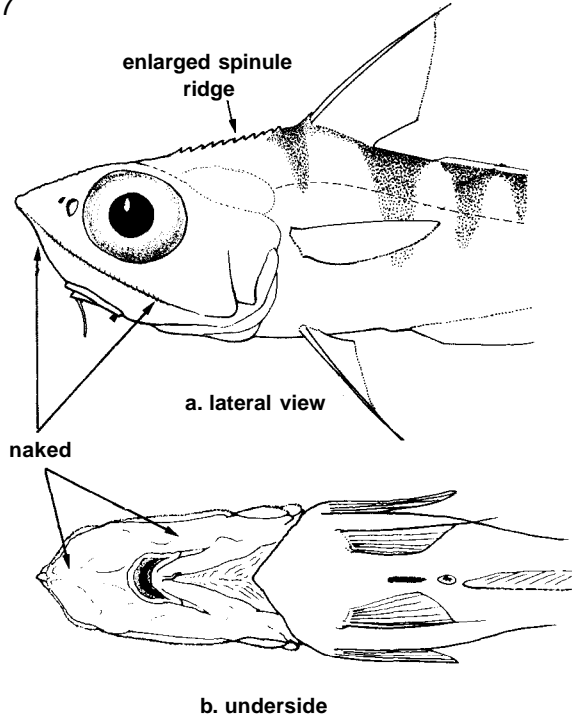


Fig. 299

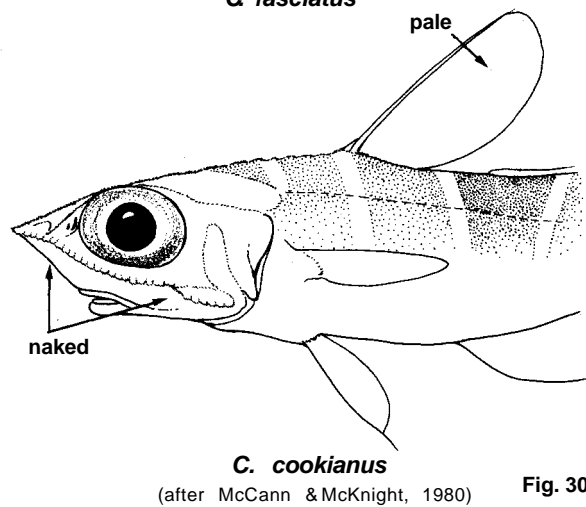


Fig. 300

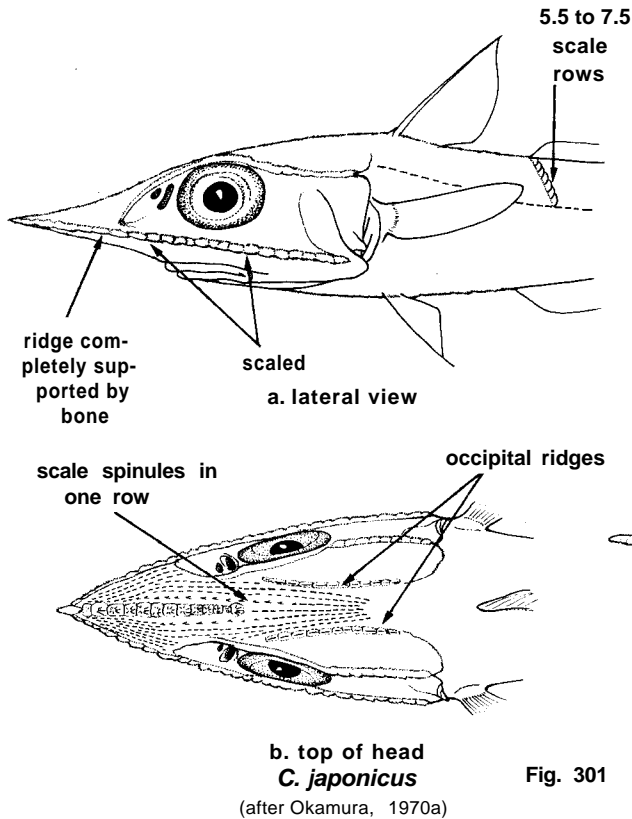


Fig. 301

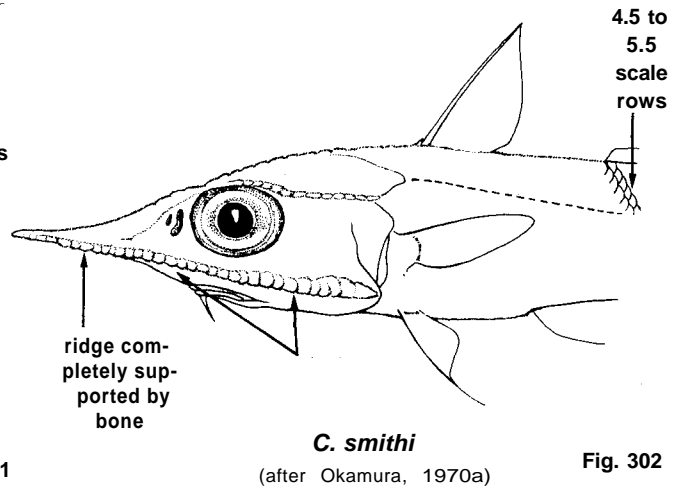
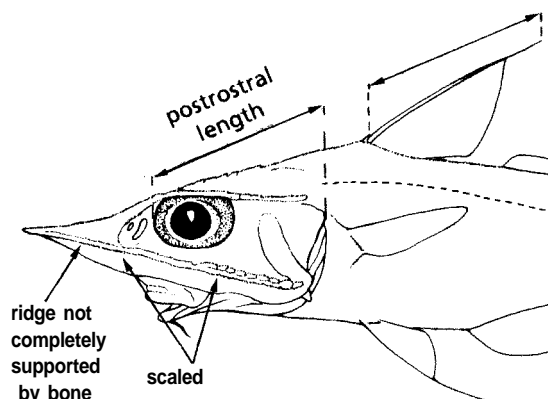


Fig. 302

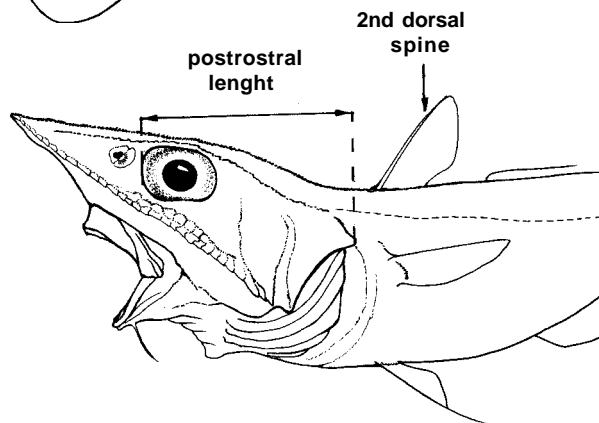
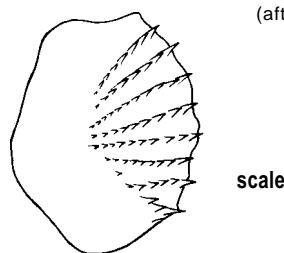
21a. Spinous second ray of first dorsal fin longer than postrostral length of head; upper jaw shorter than orbit diameter; scales on top of head with isolated, lanceolate spinules, not aligned into longitudinal series **C. braueri**
(Fig. 303)



C. braueri
(after Trunov, 1983)

Fig. 303

21b. Spinous second ray of first dorsal fin shorter than postrostral length of head; upper jaw longer than orbit diameter; scales on top of head with small spinules closely adpressed and imbricate so as to form a long, serrated median longitudinal ridge and 0 to 2 shorter divergent ridges on either side of median ridge **C. flabellispinis**
(Fig. 304)



C. flabellispinis
(after Alcock, 1899)

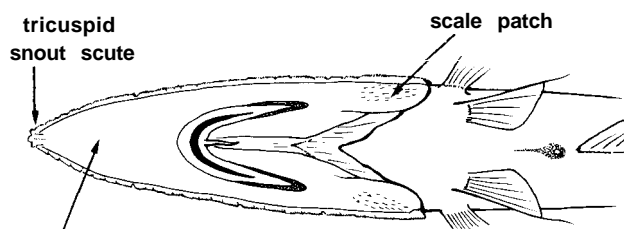
Fig. 304

18b. Underside of head mostly naked (a small patch on preopercle or scattered small scales above mouth and posteriorly onto preopercle in some)

22a. Prominent vertical bars on body (indistinct in largest individuals of **C. longicephalus**); terminal snout scute blunt and tricuspid; usually a small crescent-shaped patch of scales on ventral surface of preopercle (Fig.305)

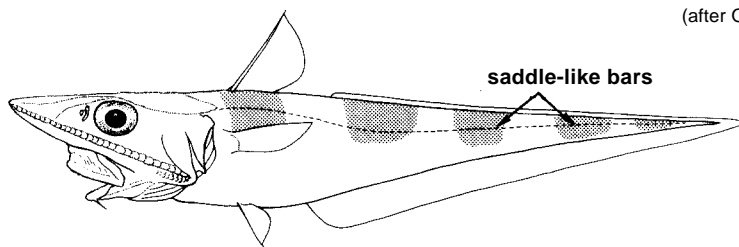
23a. Snout long, 2.2 to 2.3 times in head length; orbits 4.6 to 4.9 times in head length, 2.0 to 2.2 times in snout length, 0.9 to 1.0 times in interorbital width **C. longicephalus**
(Fig. 306)

23b. Snout 2.3 to 2.7 times in head length; orbits 3.7 to 4.6 times in head length, 1.4 to 1.9 times in snout length, 1.0 to 1.4 times in interorbital width



underside
C. tokiensis
(after Okamura, 1970b)

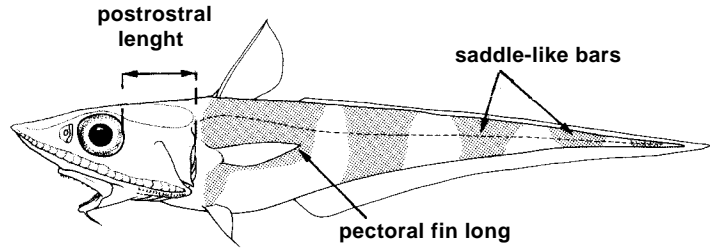
Fig. 305



C. longicephalus
(after Okamura, Amaoka & Mitani, 1982)

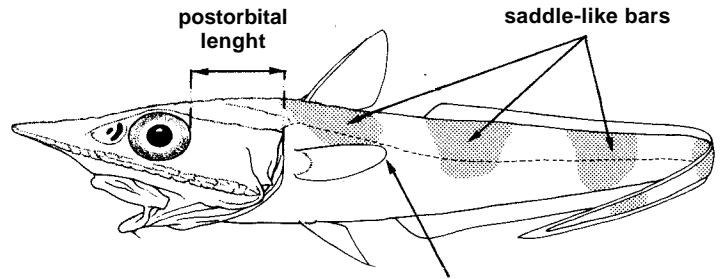
Fig. 306

24a. Snout length 2.4 to 2.7 times in head length; orbit diameter 1.4 to 1.7 times in snout length; pectoral fin much longer than postorbital length of head ***C. hexfasciatus*** (Fig. 307)



C. hexfasciatus Fig. 307
(after Okamura, Amaoka & Mitani, 1982)

24b. Snout length 2.3 to 2.5 times in head length; orbit diameter 1.7 to 1.9 times in snout length; pectoral fin about equal to postorbital length of head ***C. tokiensis*** (Fig. 308)

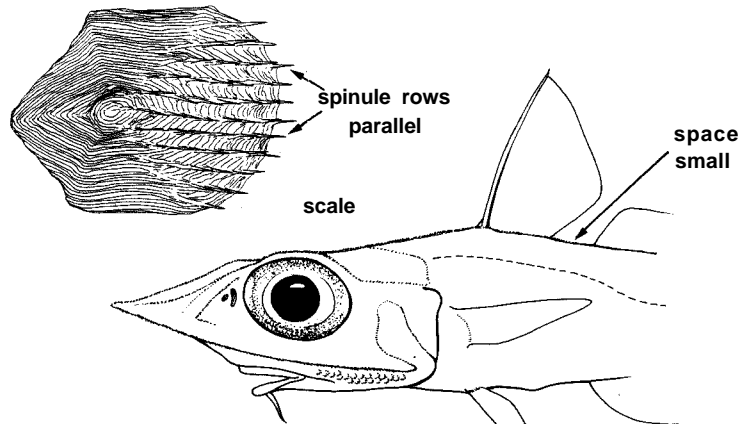


C. tokiensis Fig. 308
(after Okamura, 1970a)

22b. Body without prominent vertical bars; terminal snout scute sharply pointed; underside of head naked or with small, scattered scales posteriorly

25a. Body scales with small spinules in 10 or more parallel rows in adults; interspace between dorsal fins decidedly less than length of first dorsal fin base; second dorsal fin almost as high anteriorly as anal fin

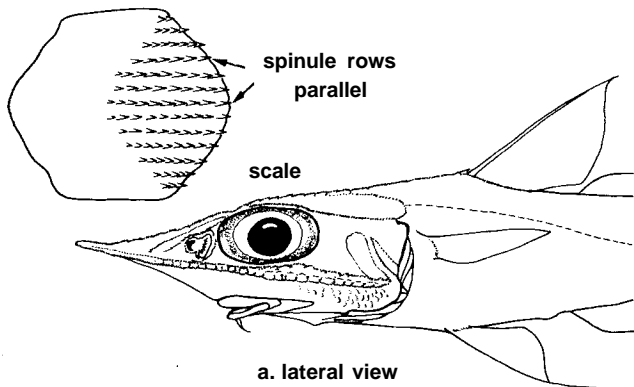
26a. Spinules on body scales slender, needle-like, distalmost ones projecting well beyond scale margin; orbit 1.2 to 1.3 times in snout length ***C. innotabilis*** (Fig. 309)



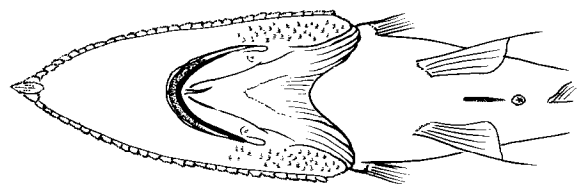
C. innotabilis Fig. 309
(lateral view after McCulloch, 1907)

26b. Spinules on body scales short, low, bullet-shaped, distalmost ones little if at all projecting beyond scale margin; orbit 1.3 to 1.6 times in snout length ***C. karrerae*** (Fig. 310)

25b. Body scales with stout spinules in 3 to 11 divergent rows; interspace between dorsal fins more than length of first dorsal fin base; second dorsal fin rays much lower than anal fin rays



a. lateral view



b. underside

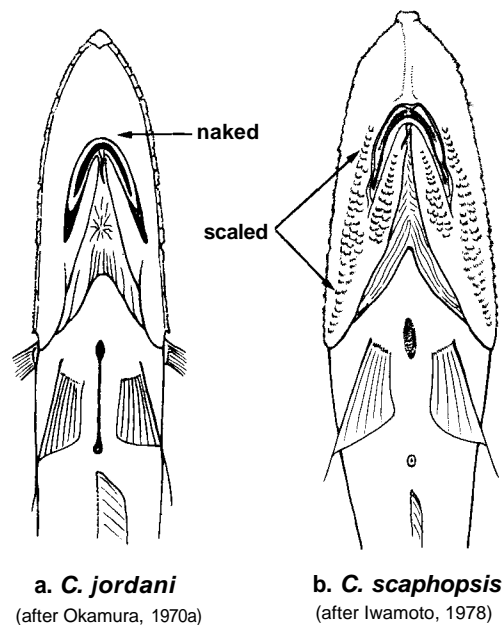
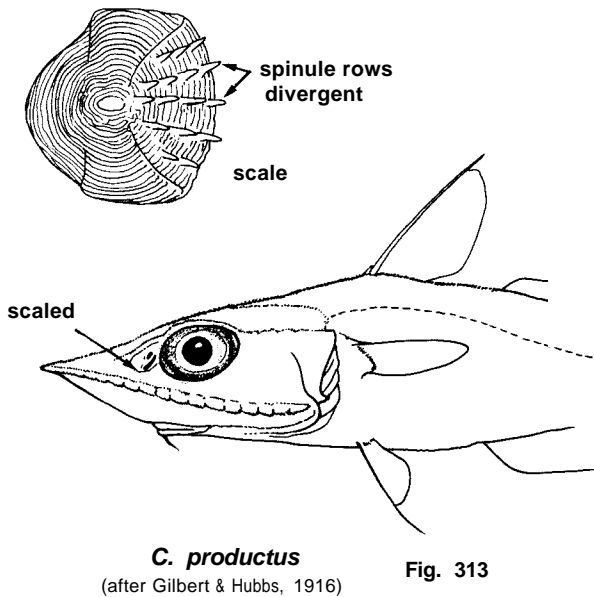
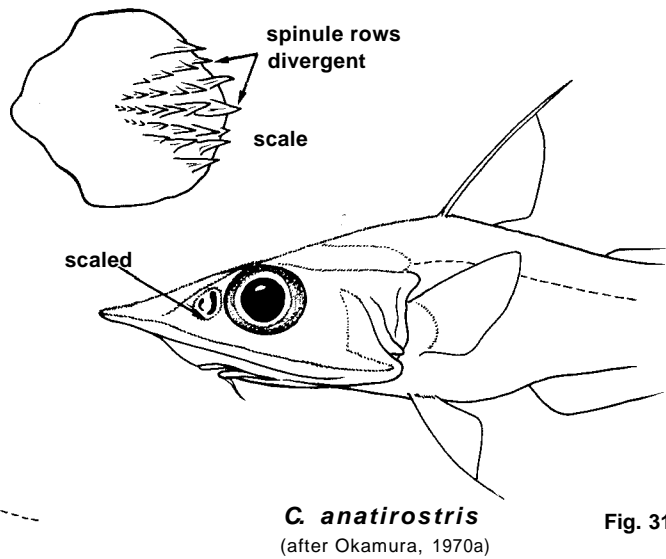
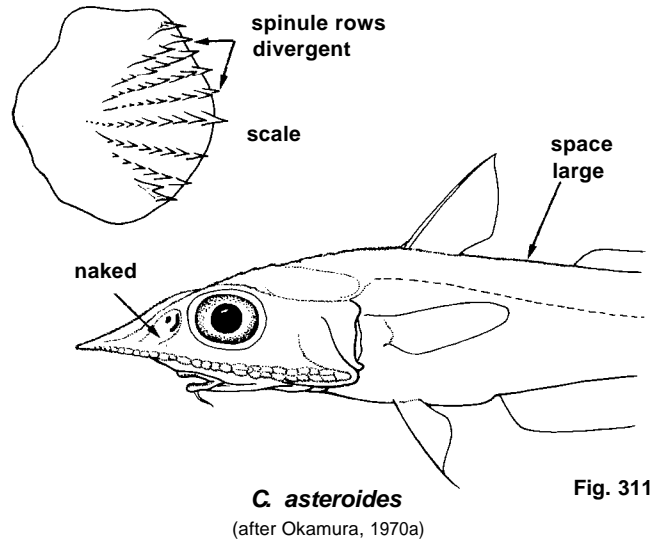
C. karrerae (after Trunov, 1984) Fig. 310

27a. Nasal fossa naked; snout 38.5 to 41% of head length; barbel 34.5 to 50% of orbit diameter; pyloric caeca 40 to 50 **C. asteroides** (Fig. 311)
C. hige

27b. Nasal fossa scaled ventrally; snout 40 to 45.5% of head length; barbel 25 to 43% of orbit diameter; pyloric caeca 20 to 30

28a. Scales on body with broad, bladelike spinules in 4 to 10 divergent rows; snout length 40 to 43.5% of head length; upper jaw 25 to 27% of head length; barbel 33 to 43% of orbit diameter **C. anatirostris** (Fig. 312)

28b. Scales on body with relatively narrow spinules in 3 to 5 divergent rows; snout length 43.5 to 45.5% of head length; upper jaw 21.7 to 23.3% of head length; barbel 25 to 33.3% of orbit diameter **C. productus** (Fig. 313)



GROUP III :

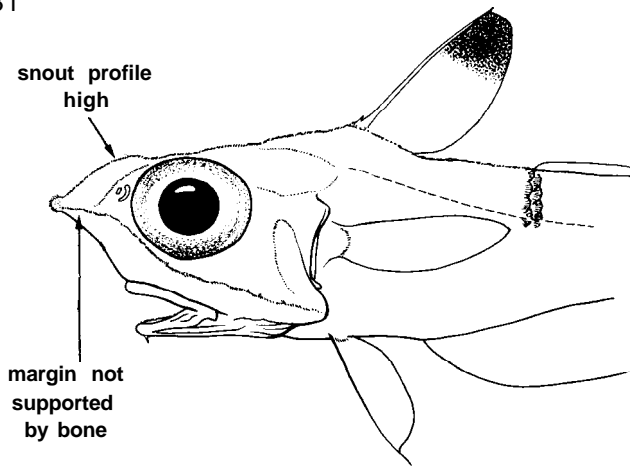
1a. Underside of head naked (Fig.314a)

2a. Snout rather bluntly pointed, its dorsal profile convex and highly arched (Fig.315); scales with 5 to 7 divergent rows of small spinules (Fig.316a); anterolateral margins of snout incompletely supported by bone (Fig.315, see also 317b) **C. oliverianus** (Fig. 315)

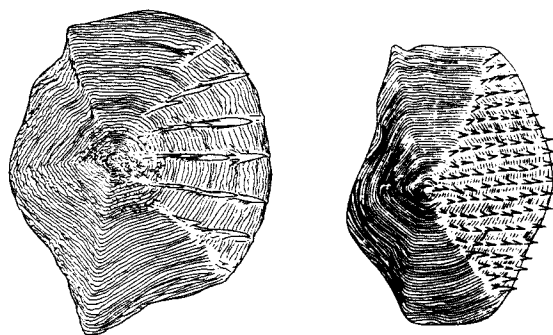
2b. Snout sharply pointed, its dorsal profile concave (Figs 318, 319); scales with 6 to 24 parallel or weakly divergent rows of small spinules (Fig.316b); anterolateral margins of snout completely supported by bone (Fig.317a)

3a. Orbit large, about equal to snout and longer than postorbital length of head; pectoral spot large, about 2/3 of orbit diameter. **C. kishinouyei** (Fig. 318)

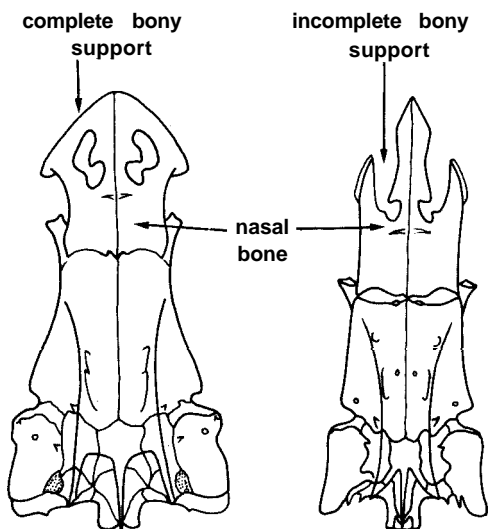
3b. Orbit less than snout and postorbital length; pectoral spot small, often obscure and lacking in females. . . **C. jordani** (Fig. 319)



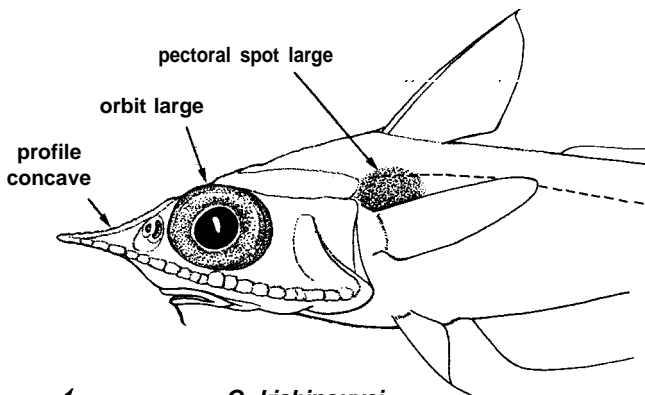
C. oliverianus Fig. 315



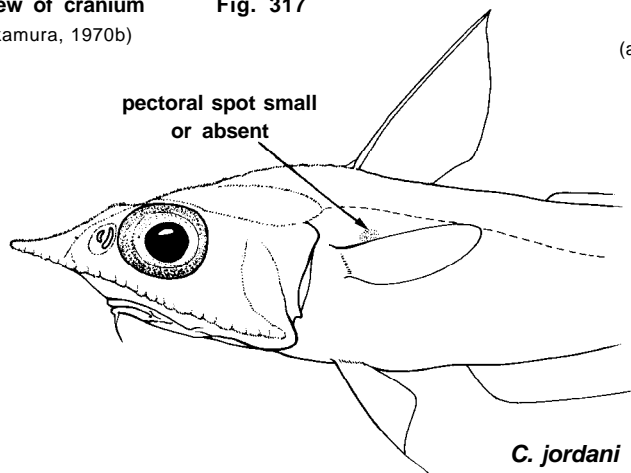
a. **C. oliverianus** b. **C. jordani** (from Okamura, 1970a) scales Fig. 316



a. **C. kishinouyei** b. **C. multispinulosus** dorsal view of cranium Fig. 317 (from Okamura, 1970b)



C. kishinouyei (after Okamura, 1970a) Fig. 318



C. jordani (after Okamura, 1970a) Fig. 319

1b. Underside of head mostly scaled (underside of snout naked in some) (Fig.314b)

4a. Median nasal ridge scales broad (Fig.320a); a narrow median strip of punctuations on underside of snout; a black median stripe connecting dorsal fins **C. ventrilux** (Fig. 321)

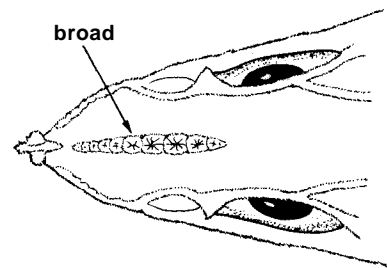
4b. Median nasal ridge scales narrow (Fig.320b,c); underside of snout and interdorsal space not marked by dark stripes

5a. Terminal snout scute elongated (Fig. 320b), the median prong much longer than the lateral ones **C. caribbaeus** (Fig. 322)

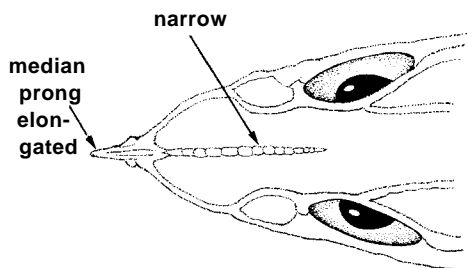
5b. Terminal snout scute distinctly 3-armed, the lateral arms about as long as the median arm (Fig.320c)

6a. Underside of snout completely naked

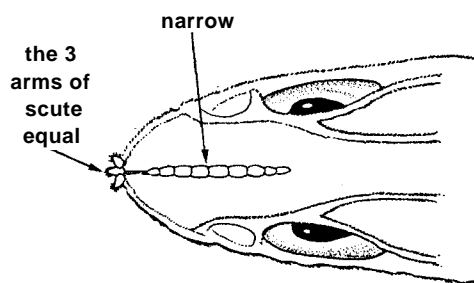
7a. Head covering thin, mostly transparent; head mostly naked or covered with thin, non-spinulated scales; base of tongue black anteriorly..**C. canus** (Fig. 323)



a. **C. ventrilux**



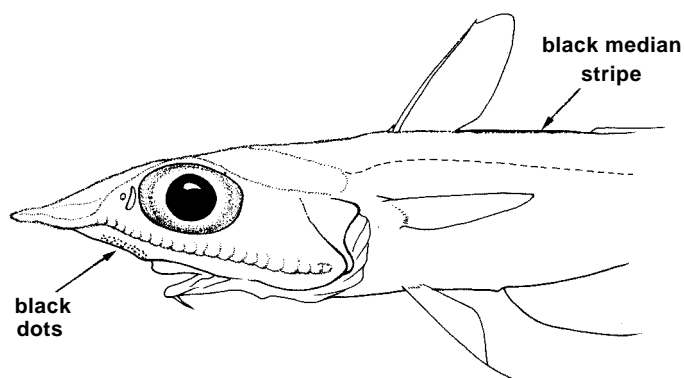
b. **C. caribbaeus**



c. **C. coelorinchus**
top of head

Fig. 320

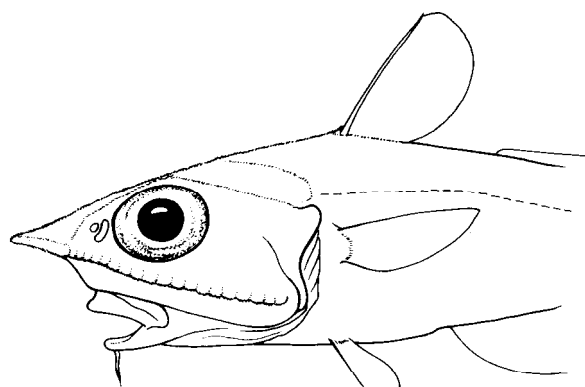
(after Marshall & Iwamoto in Marshall, 1973)



C. ventrilux

Fig. 321

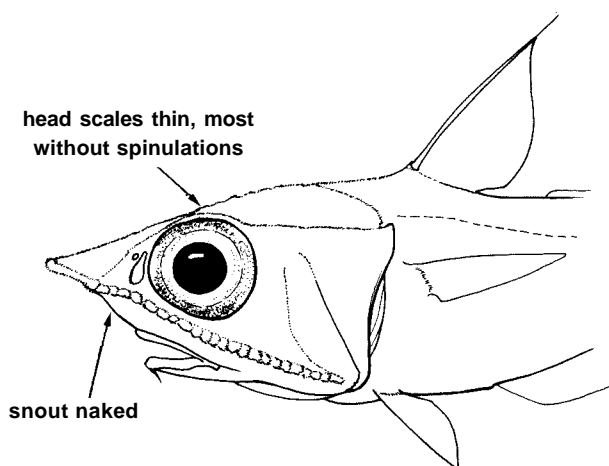
(after Marshall & Iwamoto in Marshall, 1973)



C. caribbaeus

Fig. 322

(after Goode & Bean, 1896)



C. canus

Fig. 323

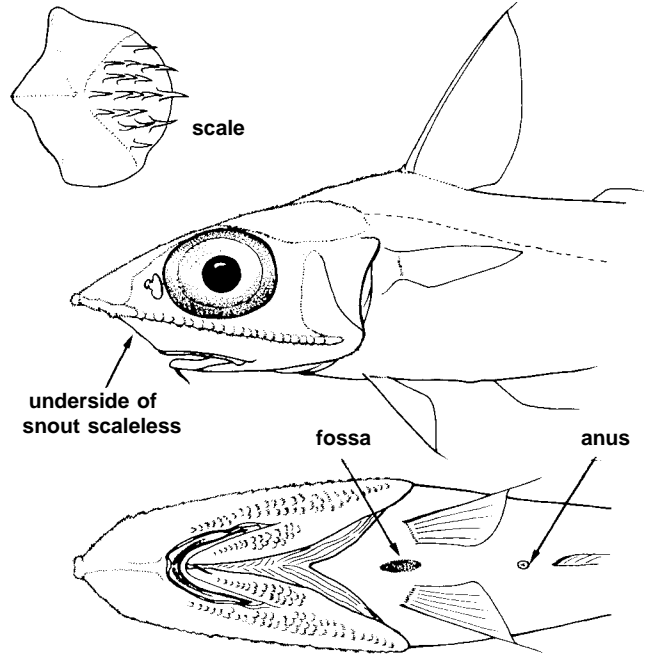
(after Garman, 1899)

7b. Head covering rather thick, opaque; head dorsally almost entirely covered with coarsely spinulated scales; entire floor of mouth pale ... **C. scaphopsis** (Fig. 324)

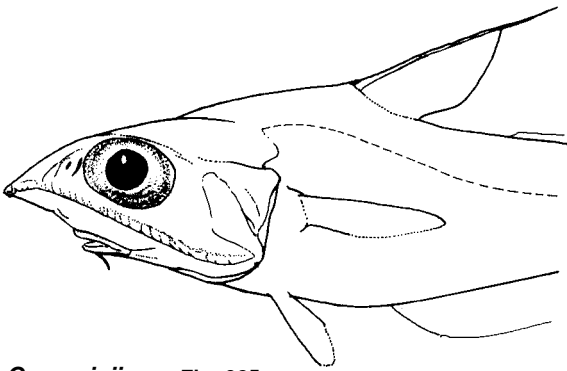
6b. Underside of snout mostly scaled, although often a narrow, naked median strip present

8a. Gillrakers on outer arch 10 to 13 total **C. marinii** (Fig. 325)

8b. Gillrakers on outer arch 10 or fewer **C. coelorinchus** (Fig. 326)



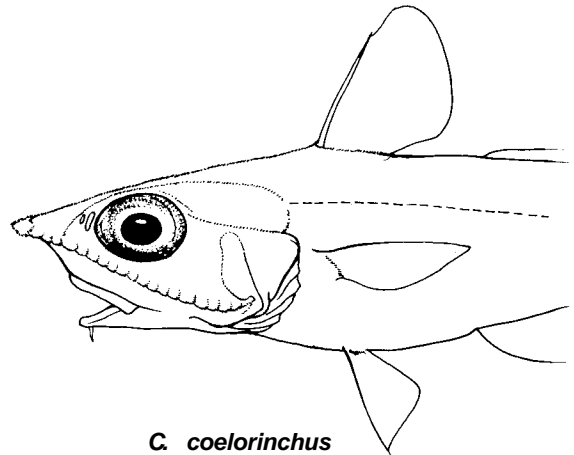
underside **C. scaphopsis** Fig. 324 (after Iwamoto, 1978)



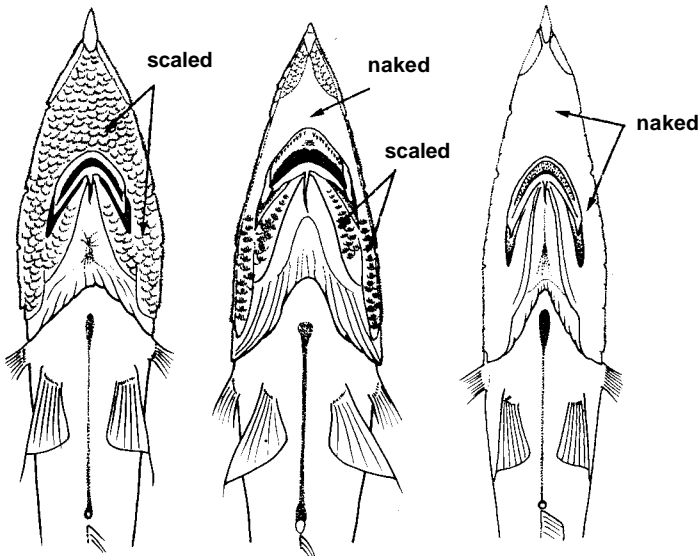
C. marinii Fig. 325

GROUP IV :

1a. Underside of head completely or almost completely scaled (Fig 327a,b)



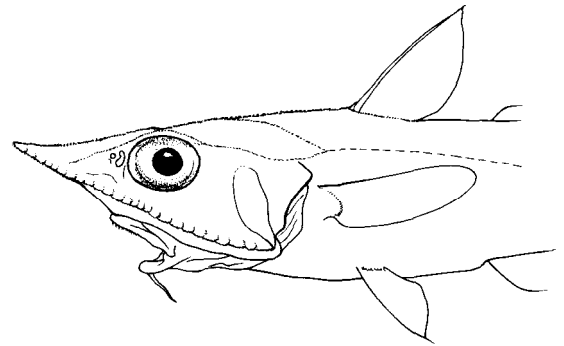
C. coelorinchus Fig. 326 (after Goode & Bean, 1896)



a. **C. quincunciatus** b. **C. formosanus** c. **C. longissimus**

underside (after Okamura, 1970b) Fig. 327

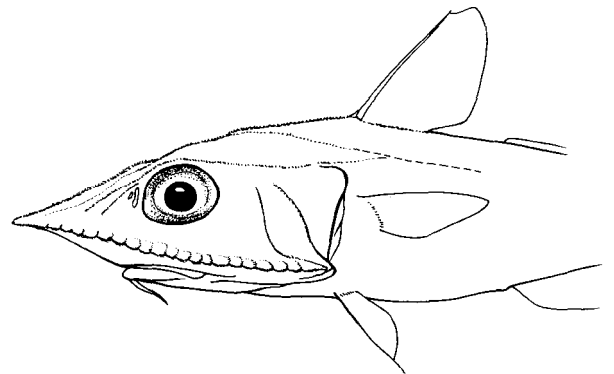
2a. Posterior portion of underside of head from above and behind mouth angle scaled (Fig. 327b) **C. formosanus** (Fig. 328)



C. formosanus (after Okamura, 1970a) **Fig. 328**

2b. Entire underside of head scaled (Fig.327a)

3a. Mandibular rami completely scaled (Fig. 327a); snout 2.3 to 2.55 times in head length; orbit 1.3 to 1.7 times in postorbital length of head; upper jaw 3.3 to 3.7 times in head length; pyloric caeca 8 to 11.....**C. quincunciatus** (Fig. 329)

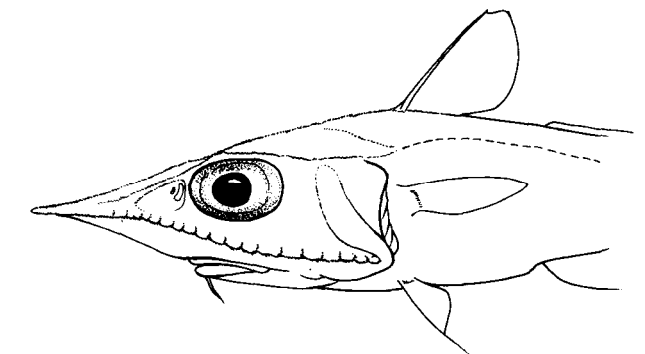


C. quincunciatus (after Gilbert & Hubbs, 1920) **Fig. 329**

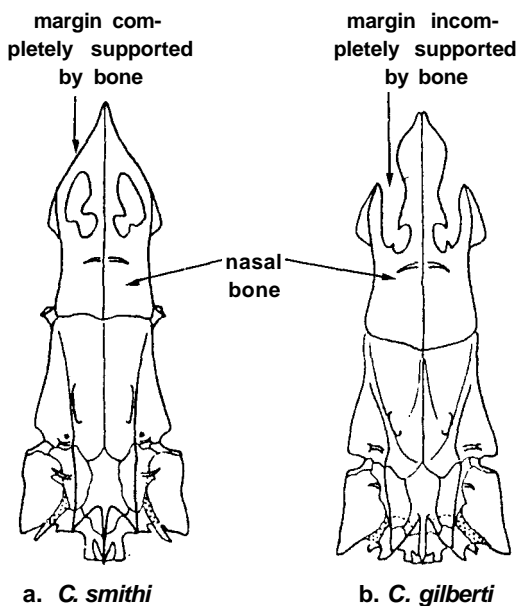
3b. Mandibular rami generally not scaled anteriorly; snout 2.1 to 2.2 times in head length; orbit 1.05 to 1.2 times in postorbital length of head; upper jaw 4.05 to 4.35 times in head length; pyloric caeca 14 to 22...**C. thompsoni** (Fig. 330)

1b. Underside of head completely naked (Fig. 327c)

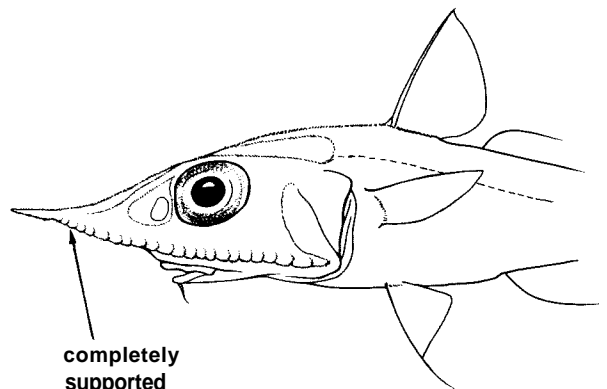
4a. Anterolateral margin of snout completely supported by bone (Fig.331a)..**C. acutirostris** (Fig. 332)



C. thompsoni (after Gilbert & Hubbs, 1920) **Fig. 330**



a. C. smithi **b. C. gilberti**
dorsal view of cranium (after Okamura, 1970b) **Fig. 331**



C. acutirostris (after Radcliffe, 1912) **Fig. 332**

4b. Anterolateral margin of snout incompletely supported by bone (Fig.331 b)

5a. A prominent, round pectoral blotch present (Fig.333); subopercle prolonged posteroventrally into a distinct narrow flap (Figs 333, 334)

6a. Snout 1.9 times in head length; orbit 4.6 to 4.9 times in head length; upper jaw less than orbit diameter, 4.7 to 5.2 times in head length; mouth pale.....**C. gladius** (Fig. 333)

6b. Snout 2.1 to 2.7 times in head length; orbit 3.5 to 4.1 times in head length; upper jaw about equal to orbit diameter, 3.7 to 4.6 times in head length; mouth greyish **C. matsubarai** (Fig. 334)

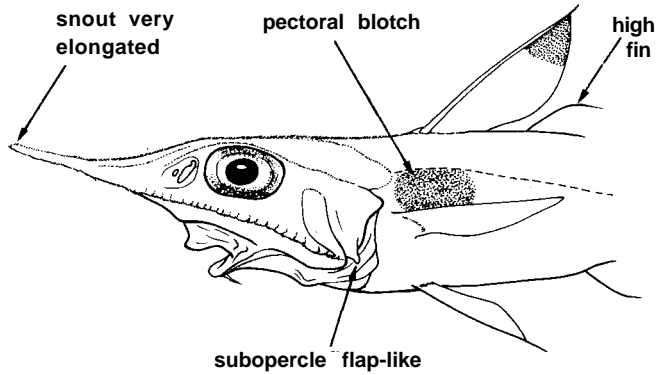
5b. No pectoral blotch; subopercle prolonged into a short flap or not prolonged

7a. Upper jaw distinctly longer than orbit diameter

8a. Body markings prominent, consisting in adults of longitudinally aligned blotches, vermiculations, and rings that form roughly 3 irregular, broken stripes..**C. multispinulosus** (Fig. 335)

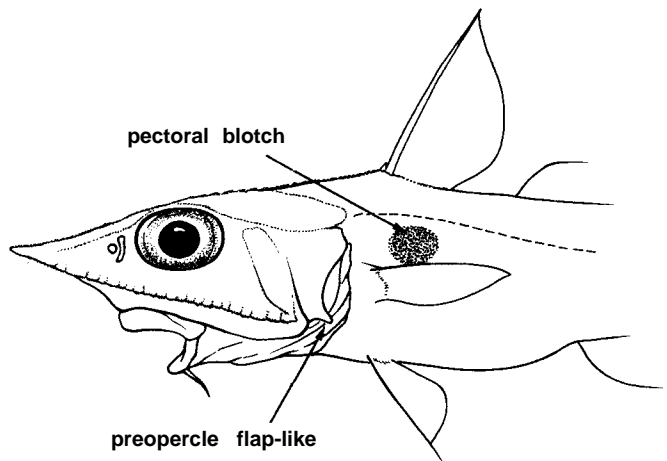
8b. Body markings faint or absent in adults, usually consisting of vertical or diagonal bars and longitudinal stripes

9a. Body markings in adults absent or faint at best; distance from isthmus to anal fin about 1.2 times in head length...**C. argentatus** (Fig. 336)



C. gladius

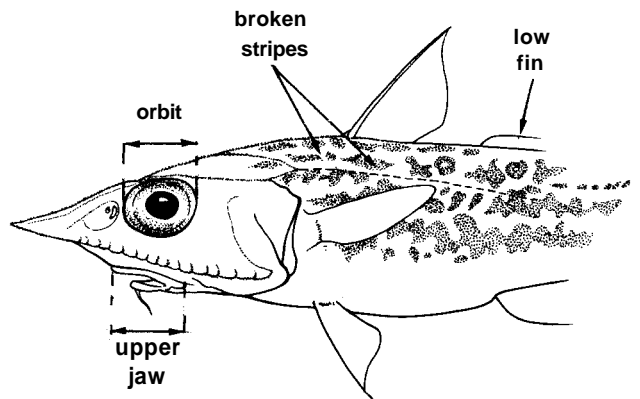
Fig. 333



C. matsubarai

(after Okamura, in Okamura et al., 1982)

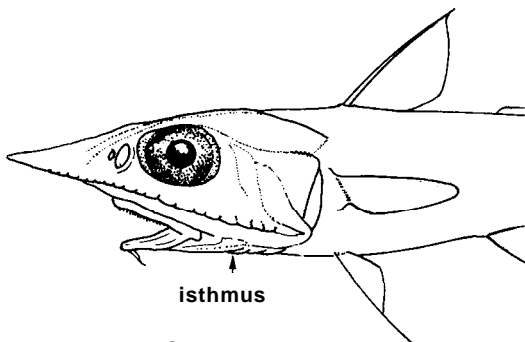
Fig. 334



C. multispinulosus

(after Okamura, 1970a)

Fig. 335



C. argentatus

Fig. 336

9b. Body markings usually present in adults; distance from isthmus to anal fin about 1.3 to 1.4 times in head length

10a. First dorsal fin with a blackish stripe just above base; pelvics with blackish bases and tips, the remainder pale; gillrakers on lower limb of first arch 6 to 8 *C. denticulatus* (Fig. 337)

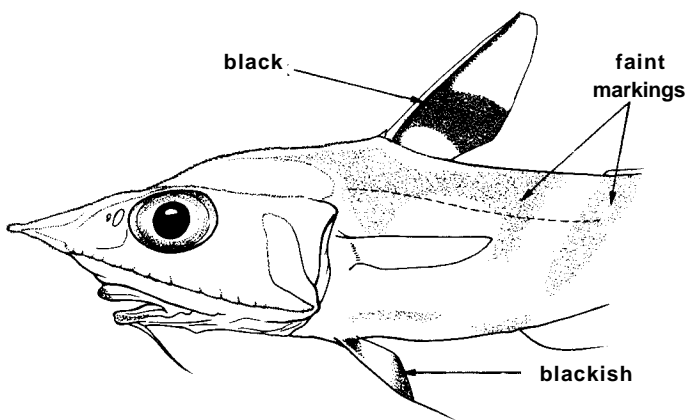
10b. First dorsal fin lacking a blackish stripe; pelvics uniformly blackish or punctate; gillrakers on lower limb of first arch 8 to 10 *C. kamoharai* (Fig. 338)

7b. Upper jaw about equal to or less than orbit diameter

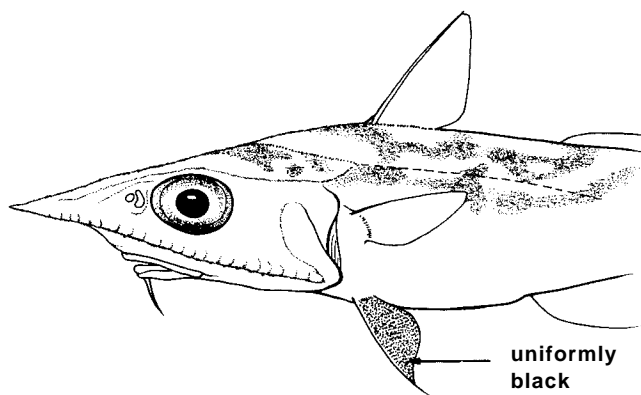
11a. Upper jaw about equal to orbit diameter, 3.6 to 4.3 times in head length; height of anterior rays of second dorsal fin much less than opposites of anal fin; upper surface behind leading edge of snout naked *C. longissimus* (Fig. 339)

11b. Upper jaw length less than orbit diameter, 3.7 to 5.2 times in head length; height of anterior rays of second dorsal fin about equal to opposites of anal fin; upper surface behind leading edge of snout scaled (Fig. 340)

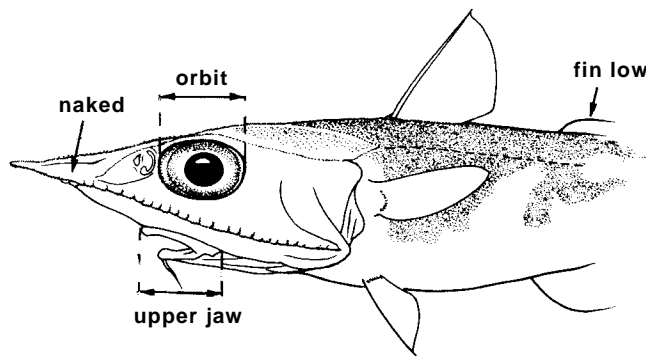
12a. Prominent body markings consisting mostly of blotches and saddle marks; upper jaw about 5.2 times in head length; orbit about 4.5 times in head length; ventral end of sub-opercle developed into a short triangular flap.....*C. cingulatus* (Fig. 340)



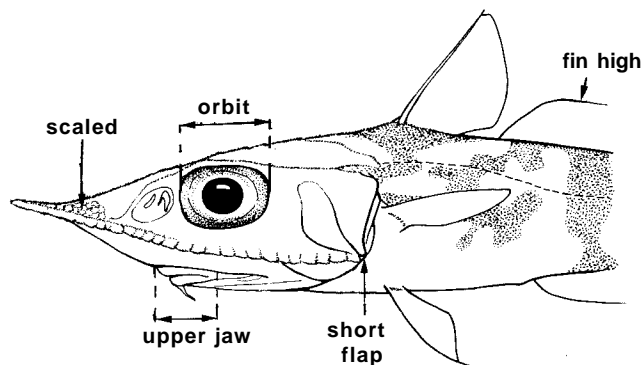
C. denticulatus (after Iwamoto, in Smith & Heemstra, 1986) Fig. 337



C. kamoharai (after Matsubara, 1943) Fig. 338

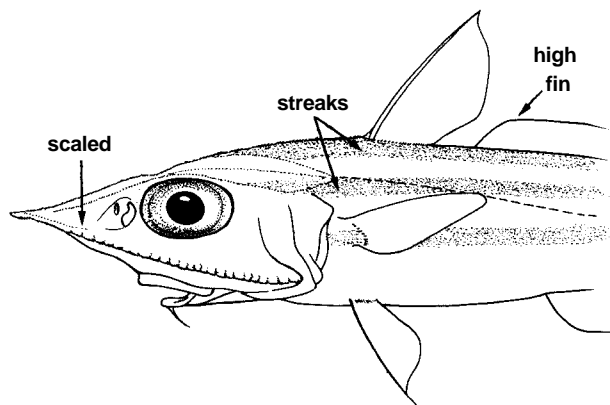


C. longissimus (after Okamura, 1970a) Fig. 339



C. cingulatus (after Gilbert & Hubbs, 1920) Fig. 340

- 12b. Body markings absent or consisting primarily of longitudinal streaks; upper jaw about 3.7 to 4.6 times in head length; orbit about 3.1 to 3.7 times in head length; ventral end of subopercle not developed into a flap
- 13a. No body marks; upper jaw about 4.6 times in head length***C. brevirostris***
- 13b. Three streaks on body; upper jaw about 3.7 to 4.5 times in head length***C. hubbsi***
(Fig. 341)



C. hubbsi
(after Okamura, 1970a)

Fig. 341

List of Species :

- Coelorinchus abditilux*** Merrett, 1980
- Coelorinchus acanthiger*** Barnard, 1925
- Coelorinchus acantholepis*** Gilbert & Hubbs, 1920
- Coelorinchus aconcagua*** Iwamoto, 1978
- Coelorinchus acutirostris*** Smith & Radcliffe, 1912
- Coelorinchus anatirostris*** Jordan & Gilbert, 1904
- Coelorinchus aratrum*** Gilbert, 1905
- Coelorinchus argentatus*** Smith & Radcliffe, 1912
- Coelorinchus argus*** Weber, 1913
- Coelorinchus aspercephalus*** Waite, 1911
- Coelorinchus asteroides*** Okamura, 1963
- Coelorinchus australis*** (Richardson, 1839)
- Coelorinchus biclinozonalis*** Arai & McMillan, 1982
- Coelorinchus bollonsi*** McCann & McKnight, 1980
- Coelorinchus braueri*** Barnard, 1925
- Coelorinchus brevirostris*** Okamura, 1984
- Coelorinchus canus*** (Garman, 1899)
- Coelorinchus caribbaeus*** (Goode & Bean, 1885)
- Coelorinchus carinifer*** Gilbert & Hubbs, 1920
- Coelorinchus chilensis*** Gilbert & Thompson, 1916
- Coelorinchus cingulatus*** Gilbert & Hubbs, 1920
- Coelorinchus coelorhincus*** (Risso, 1810)
- Coelorinchus commutabilis*** Smith & Radcliffe, 1912
- Coelorinchus cookianus*** McCann & McKnight, 1980
- Coelorinchus denticulatus*** Regan, 1921
- Coelorinchus divergens*** Okamura & Yatou, 1984
- Coelorinchus dorsalis*** Gilbert & Hubbs, 1920
- Coelorinchus doryssus*** Gilbert, 1905

Coelorinchus fasciatus (Günther, 1878)
Coelorinchus flabellispinis (Alcock, 1894)
Coelorinchus formosanus Okamura, 1963
Coelorinchus gilberti Jordan & Hubbs, 1925
Coelorinchus gladius Gilbert & Cramer, 1897
Coelorinchus hexfasciatus Okamura, 1982
Coelorinchus hige Matsubara, 1943
Coelorinchus hubbsi Matsubara, 1936
Coelorinchus innotabilis McCulloch, 1907
Coelorinchus japonicus (Temminck & Schlegel, 1842)
Coelorinchus jordani Smith & Pope, 1906
Coelorinchus kaiyomaru Arai & Iwamoto, 1979
Coelorinchus kamoharai Matsubara, 1943
Coelorinchus karrerae Trunov, 1984
Coelorinchus kermadecus Jordan & Gilbert, 1904
Coelorinchus kishinouyei Jordan & Snyder, 1900
Coelorinchus labiatus (Koehler, 1896)
Coelorinchus longicephalus Okamura, 1982
Coelorinchus longissimus Matsubara, 1943
Coelorinchus macrochir (Günther, 1877)
Coelorinchus macrolepis Gilbert & Hubbs, 1920
Coelorinchus macrorhynchus Smith & Radcliffe, 1912
Coelorinchus maculatus Gilbert & Hubbs, 1920
Coelorinchus marinii Hubbs, 1934
Coelorinchus matamua (McCann & McKnight, 1980)
Coelorinchus matsubarae Okamura, 1982
Coelorinchus mirus McCulloch, 1926
Coelorinchus multispinulosus Katayama, 1942
Coelorinchus notatus Smith & Radcliffe, 1912
Coelorinchus occa (Goode & Bean, 1885)
Coelorinchus oliverianus Phillipps, 1927
Coelorinchus parallelus (Günther, 1877)
Coelorinchus platorhynchus Smith & Radcliffe, 1912
Coelorinchus productus Gilbert & Hubbs, 1916
Coelorinchus quadricristatus (Alcock, 1891)
Coelorinchus quincunciatus Gilbert & Hubbs, 1920
Coelorinchus radcliffei Gilbert & Hubbs, 1920
Coelorinchus scaphopsis (Gilbert, 1890)
Coelorinchus sexradiatus Gilbert & Hubbs, 1920
Coelorinchus smithi Gilbert & Hubbs, 1920
Coelorinchus sparsilepis Okamura & Yatou, 1984
Coelorinchus spinifer Gilbert & Hubbs, 1920
Coelorinchus thompsoni Gilbert & Hubbs, 1920
Coelorinchus tokiensis (Steindachner & Döderlein, 1887)
Coelorinchus triocellatus Gilbert & Hubbs, 1920
Coelorinchus velifer Gilbert & Hubbs, 1920
Coelorinchus ventrilux Marshall & Iwamoto, 1973
Coelorinchus weberi Gilbert & Hubbs, 1920

Coelorinchus acanthiger Barnard, 1925

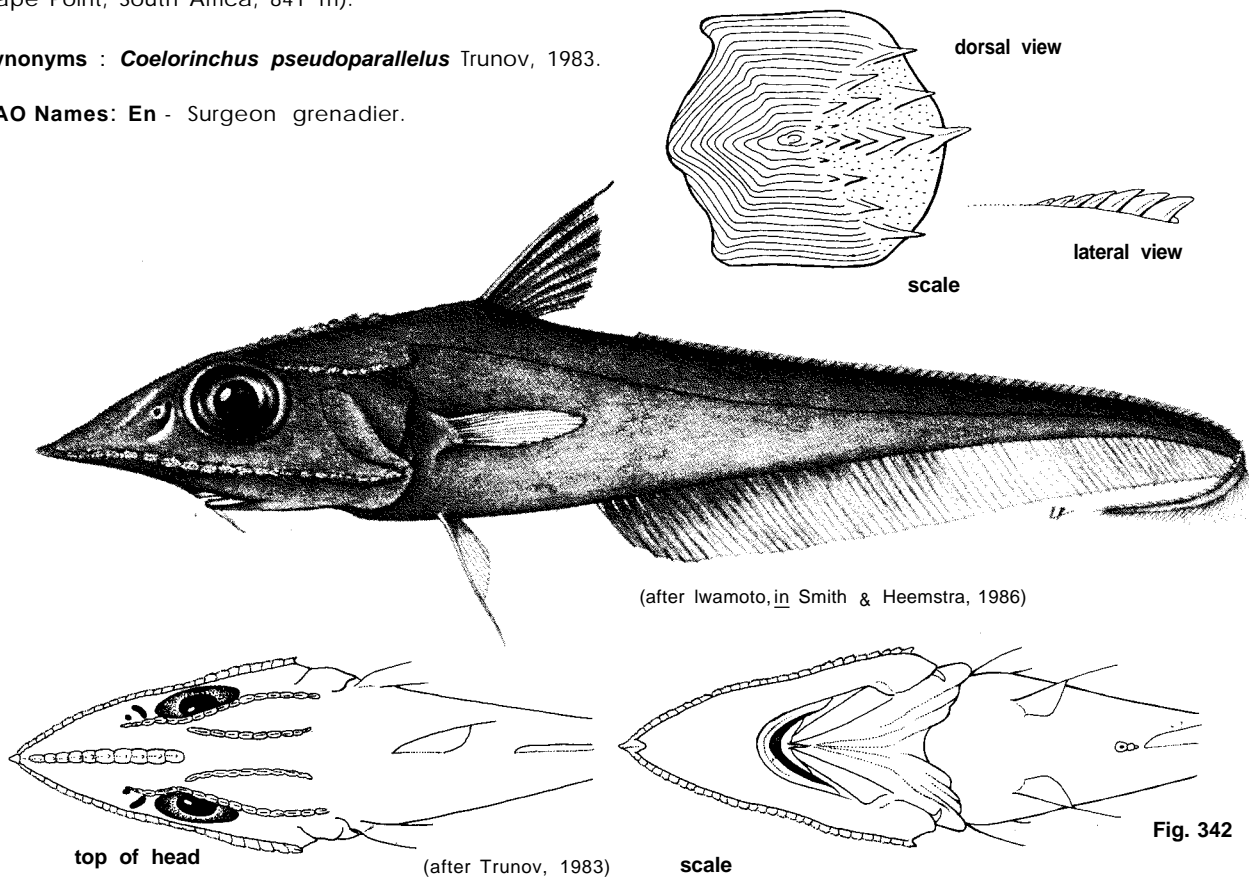
Fig. 342

MACROUR Coel 4

Scientific Name with Reference : *Coelorinchus acanthiger* Barnard, 1925, Ann.Mag.Nat.Hist. ser. 9, 15(87):502 (off Cape Point, South Africa, 841 m).

Synonyms : *Coelorinchus pseudoparallelus* Trunov, 1983.

FAO Names: En - Surgeon grenadier.



Diagnostic Features : Snout long, pointed, its length much more than orbit diameter, its anterolateral margins incompletely supported by bone; upper jaw extending to below posterior 1/4 of orbits; barbel short; underside of head scaled; subopercle posteroventrally forms a narrow flap; teeth in bands in both jaws, premaxillary band shorter than mandibular band; inner gill rakers on first arch 2 upper and 6 or 7 lower (8 or 9 total); snout 43 to 46% of head length; orbit 25 to 30%; interorbital space 21 to 25%; upper jaw 22 to 26% barbel; 7 to 9% of head length.

First dorsal fin 2 spines, 7 to 9 rays; pectoral fins 20 or 21 rays (including 1 rudimentary ray). Light organ small, its length equal to anterior nostril. Body scales coarse, with 1 to 3 sharp, ridgelike rows of close, essentially overlapping, recurved, blade-like spinules, rows parallel to slightly divergent. Scale rows below midbase of first dorsal fin 5.5 to 7. Swimbladder weakly bilobed anteriorly; 4 retia mirabilia. Pyloric caeca 10 to 12. **Colour**: brownish overall, darker over gill covers, gill membranes and fins; mouth and gill cavities darker.

Geographical Distribution: Southeastern Atlantic on Walvis Ridge, Discovery Seamount, off Namibia and South Africa; Mozambique Plateau and Mascarene Ridge in the Indian Ocean; possibly off West Australia and New Zealand (Fig. 343).

Habitat and Biology : A benthopelagic slope species of the temperate southeastern Atlantic and tropical Indian Ocean, in depths from 800 to 1 270 m.

Size : To 50 cm total length.

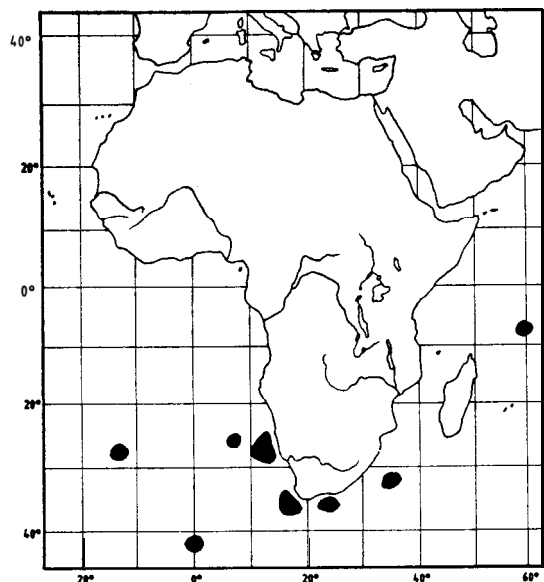


Fig. 343

Interest to Fisheries : A rather common species in slope waters of southern Africa, but not now of commercial interest.

Literature : Barnard (1925a, b); Trunov (1983).

Remarks : *Coelorinchus acanthiger* is apparently closest to *C. parallelus* (Gunther, 1877) from the area off Japan and the East China Sea but differs in having more scale rows below mid-dorsal fin (5.5 to 7 compared with 4 to 4.5); fewer spinules rows on trunk scales (3 to 5 compared with 7 to 9); and interspace between dorsals more than first dorsal fin base (about equal to in *C. parallelus*). Among South African species, it is most similar to *C. braueri* but can be distinguished from that species in its somewhat broader snout, its fewer rows of spinules on trunk scales (1 to 5 compared with 5 to 8), the individual bladelike spinules being more dilated at the base than in *C. braueri*; its more numerous scales below mid-base of first dorsal fin (5.5 to 7 compared with 4 to 4.5); and some differences in pigmentation.

Coelorinchus aconcagua Iwamoto, 1978

Fig.344

MACROUR Coel 5

Scientific Name with Reference : *Coelorinchus aconcagua* Iwamoto, 1978, Proc.Calif.Acad.Sci., ser.4,41(12):319, figs 30,7E, 8, 10 (Chile; 33°22'S,71°53'W; 240 to 260 m).

Synonyms : *Coelorrhynchus patagoniae* (non *C. patagoniae* Gilbert & Thompson, 1916) - Pequeño, 1971.

FAO Names : En - Aconcagua grenadier

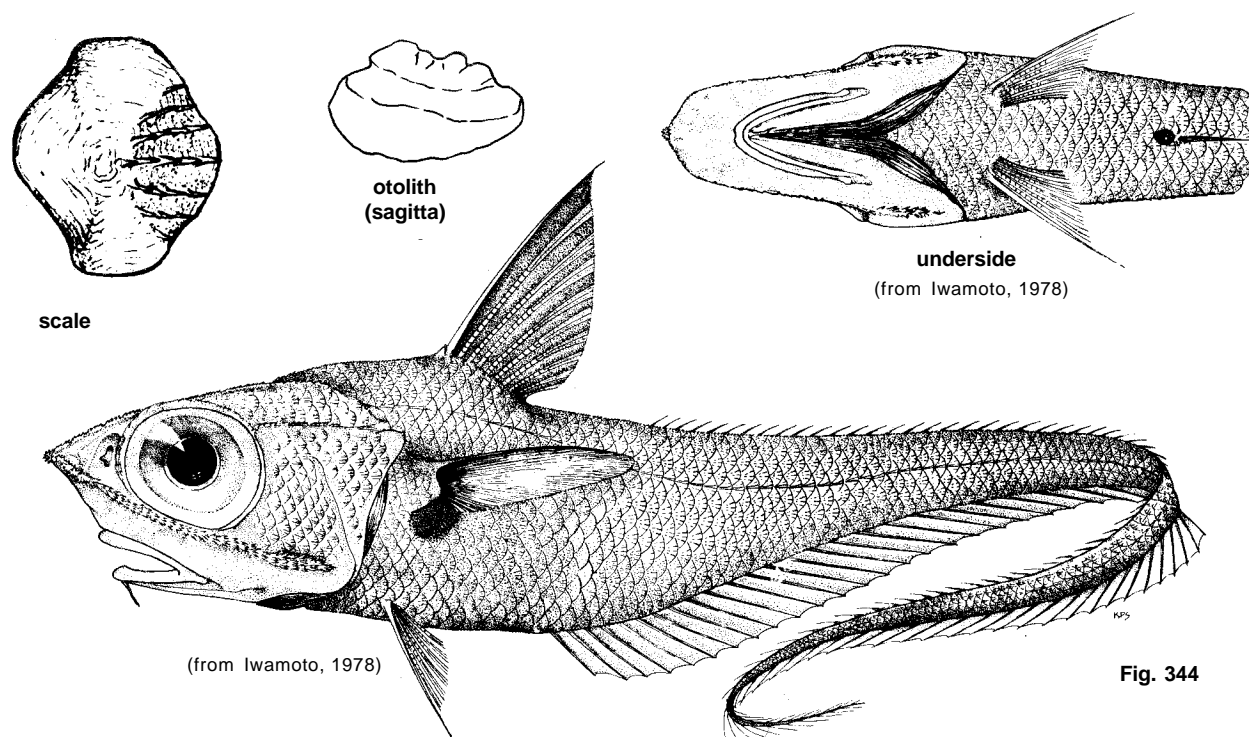


Fig. 344

Diagnostic Features : Snout short (24 to 30% of head length), bluntly pointed, its anterolateral margin incompletely supported by bone; orbits large, 37 to 44% of head length; upper jaw moderately large, 29 to 36% of head length; head ridges rather low and narrow; underside of head and broad areas around nostrils and dorsal snout surfaces naked; teeth small, fine, in moderately wide bands that extend to posterior angles of mouth (rictus not restricted); inner gill rakers of first arch 2 or 3 + 9 to 12. First dorsal fin with 2 spines and 9 or 10 rays, its height usually less than the postrostral length of head; pectoral fin rays i16 to i 20. Light organ rather short, extending in front of anus within body wall as a flattened, elongate diverticulum falling well short of pelvic fin bases, its length about 2/3 of pupil diameter, externally visible only as a blackish area before anus; fossa absent. Scales rather deciduous, large; those

on body with 7 to 12 subparallel rows of short spinules, none markedly enlarged, most body scales with broad spinuleless margins; scale rows below midbase of first dorsal fin 3.5 to 4.5. Swimbladder large, oval with 4 short, broad retia mirabilia. Pyloric caeca 16 to 20, their length about equal to pupil diameter. **Colour** : brownish to swarthy; trunk bluish to violet; fins dusky to blackish; a prominent blackish area behind pectoral fin bases; mouth and gill cavities pale, except blackish distally in the latter.

Geographical Distribution : Chile between 30°S and 41°S; Argentine Patagonia (Fig. 345).

Habitat and Biology : Benthopelagic in 119 to 450 m depth. Feeds on copepods, pagurid and brachyurid crabs, and shrimp-like crustaceans.

Size : To 39 cm.

Interest to Fisheries : Apparently encountered in moderate numbers as bycatch of trawlers off southern Chile, but no separate statistics are maintained.

Literature : Pequeño (1971) (as *C. patagoniae*); Iwamoto (1978); Nakamura (1986) (as *Coryphaenoides whitsoni*).

Remarks : Pequeño (1971) understandably thought that his specimens of this species were representatives of *C. patagoniae*, the only other nominal species of the genus then known from Pacific waters off southern Chile. The holotype of *C. patagoniae* is, however, a small specimen of *C. fasciatus* (Günther, 1878), a species that superficially resembles *C. aconcagua*. The 10 specimens from the Patagonian slopes of Argentina reported by Nakamura (1986) (as *Coryphaenoides whitsoni*) are the first records of the species from the Atlantic.

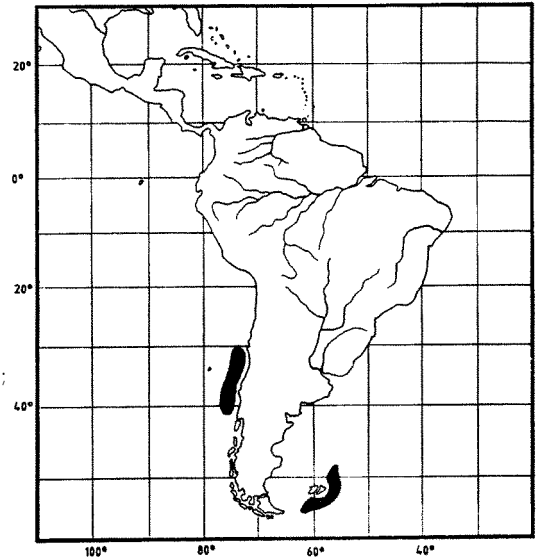


Fig. 345

***Coelorhynchus anatirostris* Jordan & Gilbert, 1904**

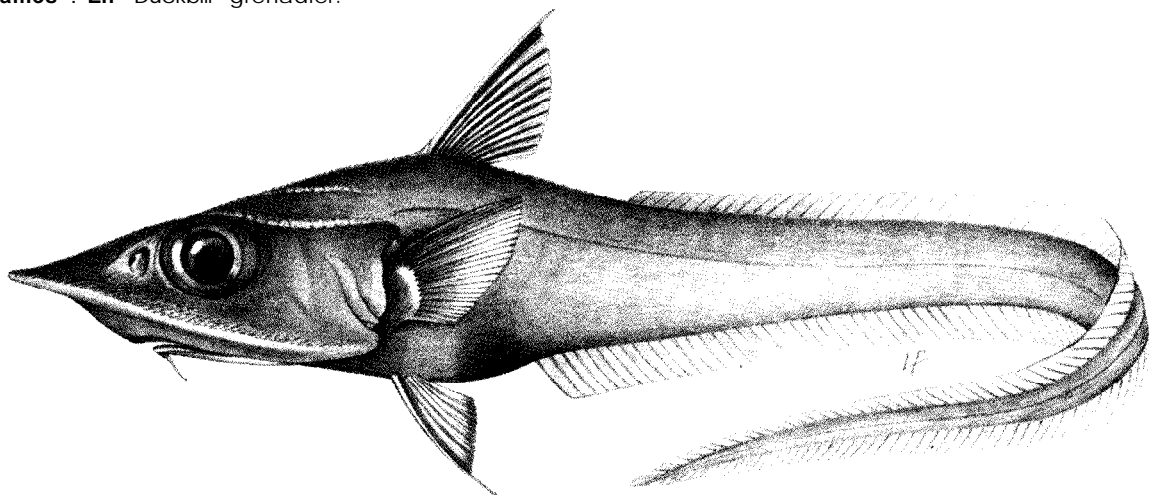
Fig. 346

MACROUR Coel 6

Scientific Name with Reference : *Coelorhynchus anatirostris* Jordan & Gilbert, 1904, Bull. U.S. Fish. Comm., 1902:619, fig. (Misaki, Japan).

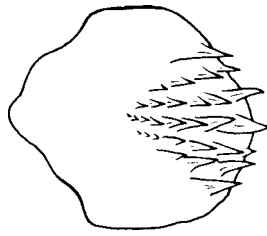
Synonyms : *Coelorhynchus anatirostris* - Franz, 1910; *Coelorhynchus anagiostrostris* - Jordan & Thompson, 1914.

FAO Names : En - Duckbill grenadier.

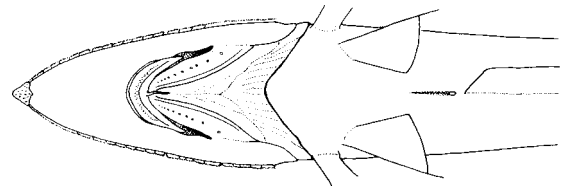


(after Okamura, 1970a)

Fig. 346



scale
(after Okamura, 1970a)



underside
(after Okamura, 1970a)

Diagnostic Features : Snout moderately long, pointed, 1.3 to 1.6 times the orbit diameter, 40 to 44% of head length, sides of snout convex in dorsal view, its antero-lateral margin completely supported by bone; orbit 28 to 30% of head length; upper jaw 25 to 27% of head length; head ridges very strong, supraoccipital scute developed, several dorsomedian scutes follow on nape; underside of head naked except for 2 small patches (one below orbit, the other below preopercle angle in largest specimens). First dorsal fin with 2 spines and 8 to 10 rays, its height about equal to or less than the postrostral length of head; pectoral fin rays i 16 to i 18; inner gill rakers of first arch 0 to 2 + 5 to 7. Light organ small, its length 2.1 to 3.5 times into orbit; fossa narrow, extending forward immediately before anus, its anterior end falling well short of level of pelvic fin insertions. Body scales covered with narrowly lanceolate to triangular spinules in 4 to 10 slightly divergent, ridgelike rows, the median row strongest; scale rows below midbase of first dorsal fin 3.5 to 4.5. Pyloric caeca 21 to 30. **Colour**: overall greyish, fins dusky to black; no distinctive body or fin markings; mouth cavity greyish, gill cavity blackish.

Geographical Distribution : Southern Japan to East China Sea (Fig. 347).

Habitat and Biology : Benthopelagic in 300 to 550 m, in waters of 7 to 12°C temperature.

Size : To at least 43 cm.

Interest to Fisheries : Used for fish sausages or reduction to fish meal. No separate catch statistics are recorded.

Local Names : JAPAN: Nezumia-hige.

Literature : Jordan & Gilbert (1904); Okamura (1970a); Okamura *et al.* (1982); Yatou *in* Okamura & Kitajima (1984).

Remarks : Okamura (1970a) synonymized *C. productus* with this species, attributing supposed differences to individual or ontogenetic variation. Yatou (*in* Okamura & Kitajima, 1984), however, subsequently recognized its distinctness based on its longer snout (43.5 to 45.5% of head length compared with 40 to 43.5% of head length in *C. anatrostris*), shorter upper jaw (21.7 to 23.3% of head length compared with 25 to 27%), narrower head width (43.5 to 45.5% of head length compared with 45.5 to 52.7%), and shorter barbel (25 to 33.3% of orbit diameter compared with 33 to 43%).

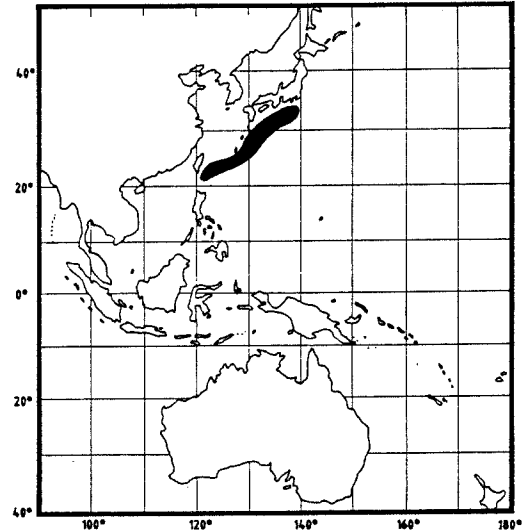


Fig. 347

Coelorinchus argentatus Smith & Radcliffe, 1912

Fig. 348

MACROUR Coel 7

Scientific Name with Reference : *Coelorhynchus argentatus* Smith & Radcliffe, *in* Radcliffe, 1912, *Proc.U.S.Natl.Mus.*, 43:137, pl. 31, fig. 1.

Synonyms : *Coelorhynchus acus* Weber, 1913.

FAO Names: En - Silver whiptail.

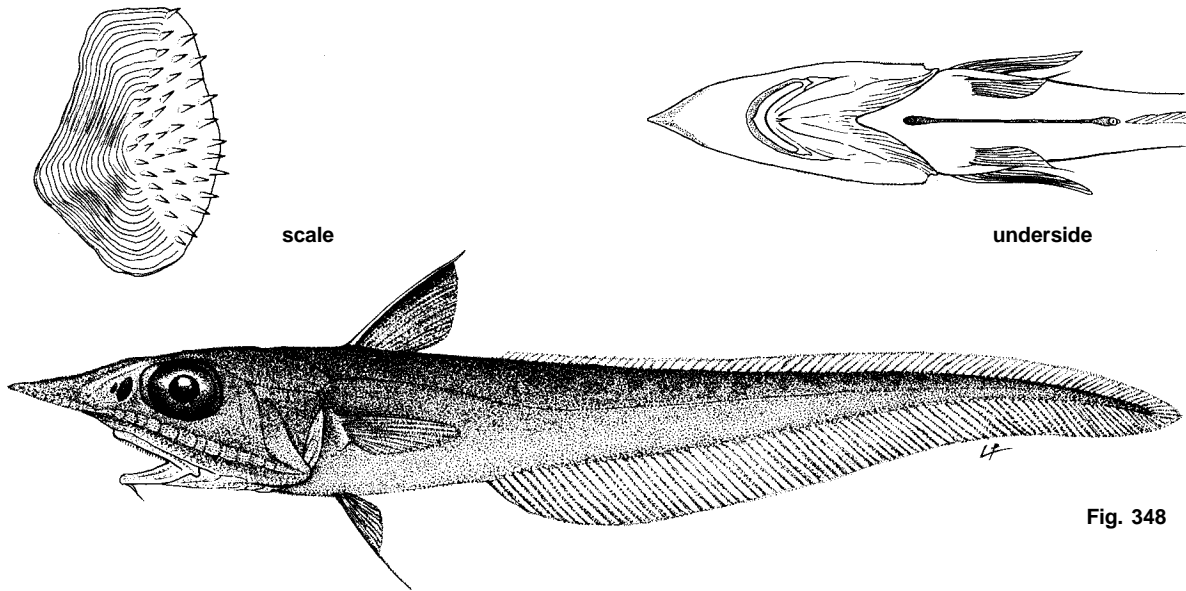


Fig. 348

Diagnostic Features : Snout long (40 to 42% of head length), sharply pointed, much longer than orbit diameter (24 to 26% of head length), anterolateral margin incompletely supported by bone; upper jaw rather long (31 to 34% of head length), slightly longer than orbit but shorter than snout, extends to below posterior 1/4 of orbit; mouth scarcely restricted by lip folds, rictus extends to below midorbit; barbel small (8 to 11 %, of head length), less than length of posterior nostril; subopercle lacking prolonged tip; preopercular margin acute at posteroventral corner; head ridges well developed but rather finely spinulated; underside of head completely naked except for characteristic scales along anteroventral edge of snout; entire nasal region, large crescent-shaped area anterolaterally on either side of dorsal snout surface, and area below posteroventral corner of orbit, naked; teeth in upper jaw in a long, moderately tapered band about 5 teeth wide, outer series slightly enlarged, the band extending to the end of rictus; lower jaw teeth 2 or 3 irregular series wide, the teeth developed to end of rictus; inner gill rakers of first arch 2 + 6 or 7 (8 or 9 total). First dorsal fin with 2 spines and 8 to 10 rays, its height less than postrostral length of head; pectoral fin rays i15 to i18. Anus immediately before anal fin; a long black streak of light organ extending from before anus to close behind isthmus, dilated at each end and forming shallow fossae. Scales covered with fine spinulation, the spinules short, conical, slightly recurved, in quincunx order; scale rows below midbase of first dorsal fin 4. Swimbladder oval, the anterior end forming blunt lobes. Pyloric caeca about 9. **Colour:** pale brown dorsally, silvery ventrally; faint blotches dorsally below dorsal fins, more prominent in young; perimeter of first dorsal fin base, second dorsal spine and median process of nasal bone all blackish; head covering translucent to transparent; mouth lining whitish, branchial cavity whitish along hyoid arch, dark elsewhere.

Geographical Distribution : The Philippines, Indonesia, and northwestern Australia (Fig. 349); questionably from South Africa.

Habitat and Biology : Benthopelagic in 85 to 582 m. Feeds on shrimplike crustaceans, among other items.

Size : To about 37 cm.

Interest to Fisheries : A common species in relatively shallow waters where it is occasionally taken by trawlers.

Literature : Smith & Radcliffe (1912); Gilbert & Hubbs (1920).

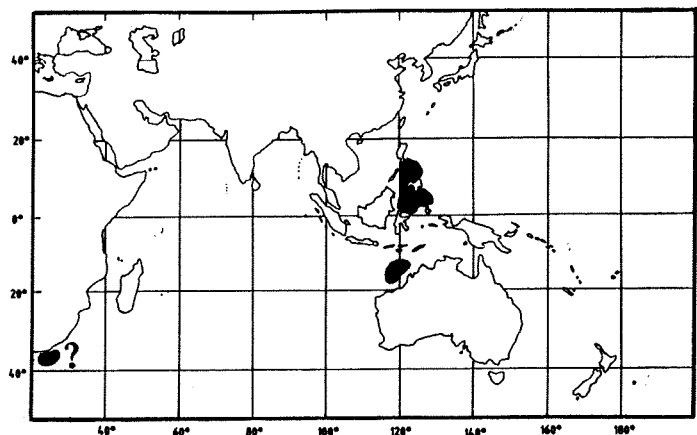


Fig. 349

Remarks : Barnard's (1925b) reference of a 10 cm specimen from east of Algoa Bay, South Africa, must be considered questionable in view of the shorter maxilla and longer barbel of that individual, compared with Philippine specimens.

Coelorinchus argus Weber, 1913

Fig. 350

MACROUR Coel 8

Scientific Name with Reference : *Coelorhynchus argus* Weber, 1913, Fische SIBOGA Exped., 57:161, pl. 4, fig. 4,4a (Flores Sea, Makassar Strait, Molucca Passage, Bali, 397 to 538 m).

Synonyms : None.

FAO Names: En - Eyespot grenadier.

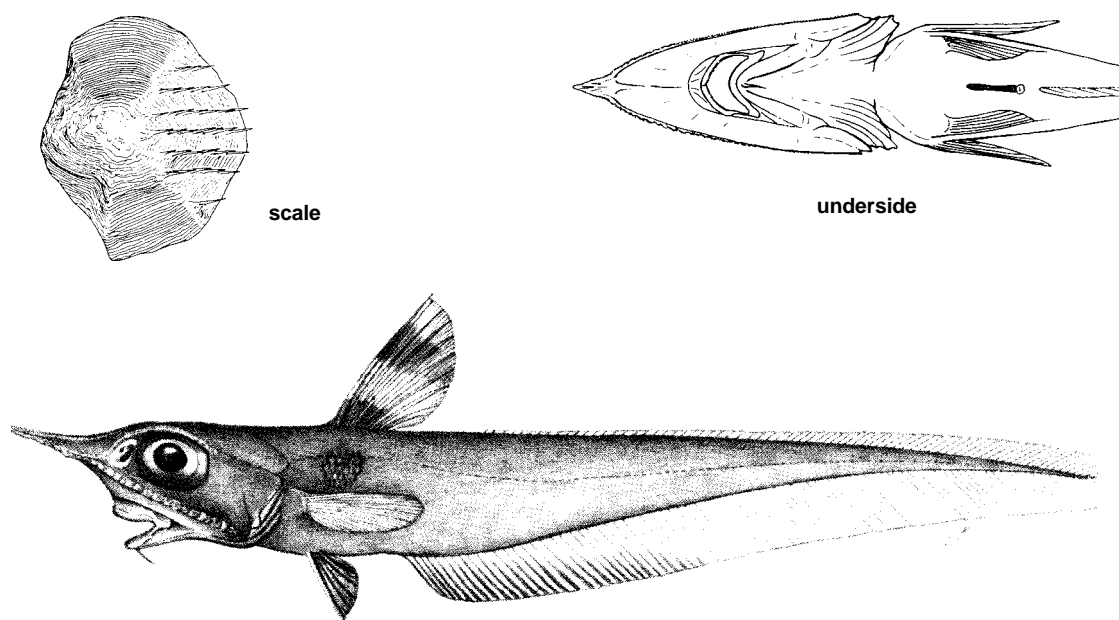


Fig. 350

Diagnostic Features : Snout moderately long, about 1.5 times the orbit diameter, 42 to 45% of head length, slender, acutely pointed, tipped with a sharp, finely spinulated scute, its anterolateral margin completely supported by bone; orbit less than snout length, 27 to 29% of head length; upper jaw 21 to 26% of head length; maxillary extends to below middle of orbit; barbel short, about 1/2 of pupil diameter, much less than diameter of posterior nostril; subopercle produced into a small, narrow tab at ventral end; suborbital ridge strong and sharp, but rather finely spinulated; other head ridges stout and similarly spinulated; underside of head completely naked; small areas above snout, around nostrils, and below anteroventral rim of orbit also naked; teeth all small, in a broad short band on premaxillae, the band extending slightly more than 1/2 of length of rictus; mandibular teeth in narrow band extending to end of rictus; inner gill rakers on first arch 2 + 5. First dorsal fin with 2 spines and 8 or 9 rays, its height about equal to postrostral length of head; pectoral fin rays i13 to i16. Scales with 6 to 10 parallel to slightly divergent rows of small, close-set spinules; scale rows below midbase of first dorsal fin 4 to 4.5. Swimbladder truncated or slightly bilobed anteriorly; 4 retia mirabilia. Light organ extends as a narrow black strip forward of anus to about level of pelvic fin insertions; anus separated by about 3 scale rows from anal fin origin. **Colour**: overall coloration grey-brown; a large black blotch 7 scale rows wide by 5 deep above and behind pectoral fin bases; first dorsal fin and pelvic fins blackish; pectoral fins dusky; mouth and gill cavities dusky, lip and jaw surfaces otherwise pale; operculum and trunk ventrally blackish.

Geographical Distribution : The Philippines and Indonesia (Fig. 351).

Habitat and Biology : Benthopelagic in 124 to 424 m. Small fish (including juveniles of *Bregmaceros*), copepods, polychaetes, and other bottom invertebrates have been found in the stomachs.

Size : To about 20 cm total length.

Interest to Fisheries : A common but small species in about 100 to 400 m depth.

Literature : Weber (1913); Weber & de Beaufort (1929); Gilbert & Hubbs (1920).

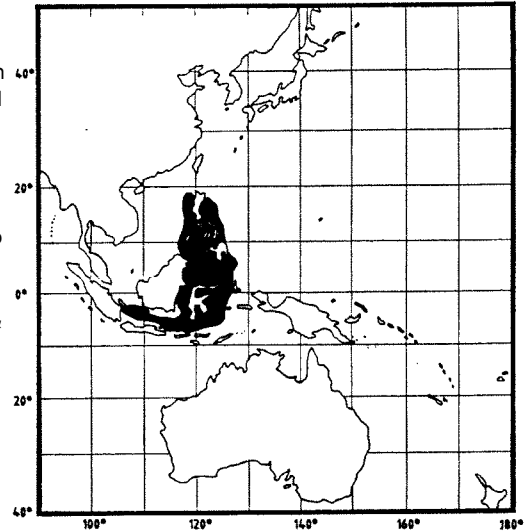


Fig. 351

Coelorhynchus aspercephalus Waite, 1911

Fig. 352

MACROUR Coel 9

Scientific Name with Reference : *Coelorhynchus aspercephalus* Waite, 1911, Rec. Canterbury Mus., 1(3):178, pl. 29, text-fig. 2 (off New Zealand).

Synonyms : None

FAO Names : En - Rough-head whiptail.

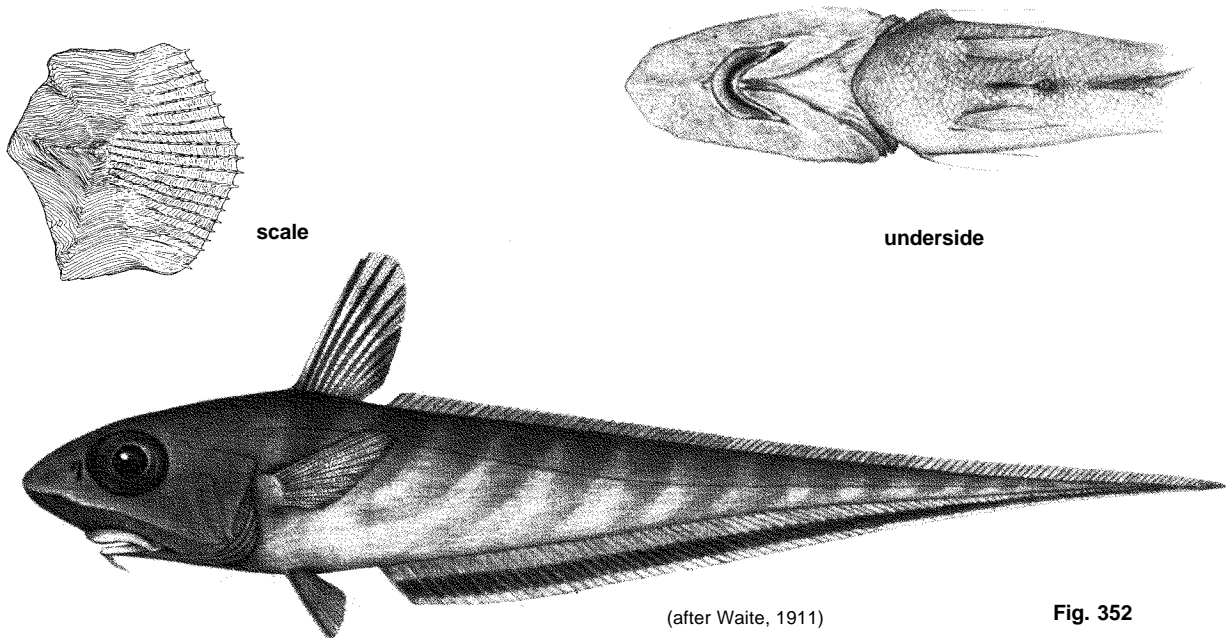


Fig. 352

Diagnostic Features : Snout rounded, without sharp points, its anterolateral margin incompletely supported by bone; orbit about 35 to 40% of head length, longer than snout, about equal to postorbital length of head; upper jaw 33 to 34% of head length; head gently rounded, completely scaled, without strong scutelike ridges and no broad naked areas; teeth small, in a broad band on premaxillary, extending about half the length of rictus; in a broad, tapered band on mandible extending to the posterior end of rictus; inner gill rakers on first arch 1 or 2 + 7 or 8. First dorsal fin with 2 spines and 9 or 10 rays, its greatest height about equal to postrostral length of head; pectoral

fin rays i 14 to i 17. Light organ lanceolate to narrowly oval, extending forward to midway between anus and pelvic fin insertions. Scales adherent, finely spinulated, the tiny imbricate keel-like spinules arranged in up to 22 subparallel rows, none enlarged; scale rows below midbase of first dorsal fin 4.5 to 5.5. Swimbladder rather deeply bilobed anteriorly. Pyloric caeca about 32. **Colour:** overall greyish to light brown; 10 or more narrow, oblique pale bars extend down and forward over head and body, faint in some individuals. A prominent lateral stripe on anal fin, darker posteriorly; first dorsal fin pale at base but mostly blackish overall; other fins dusky to blackish; mouth and gill cavities dark.

Geographical Distribution : New Zealand (Fig. 353).

Habitat and Biology : Benthopelagic in 33 to 335 m.

Size : To at least 34 cm.

Interest to Fisheries : Common in upper slope waters off New Zealand where they are frequently caught by commercial and research vessels (McMillan in litt.).

Literature : Waite (1911); McCann & McKnight (1980).

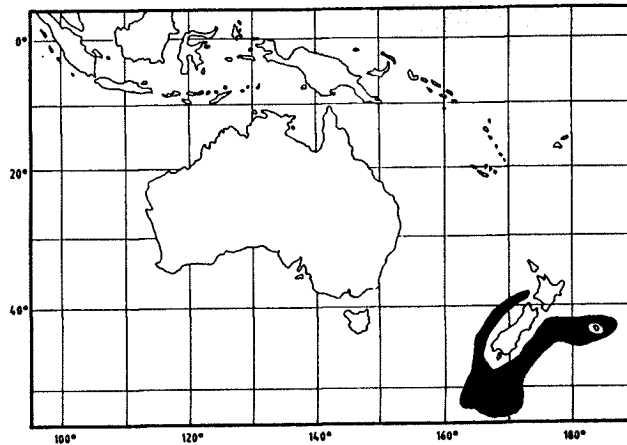


Fig. 353

Coelorinchus australis (Richardson, 1839)

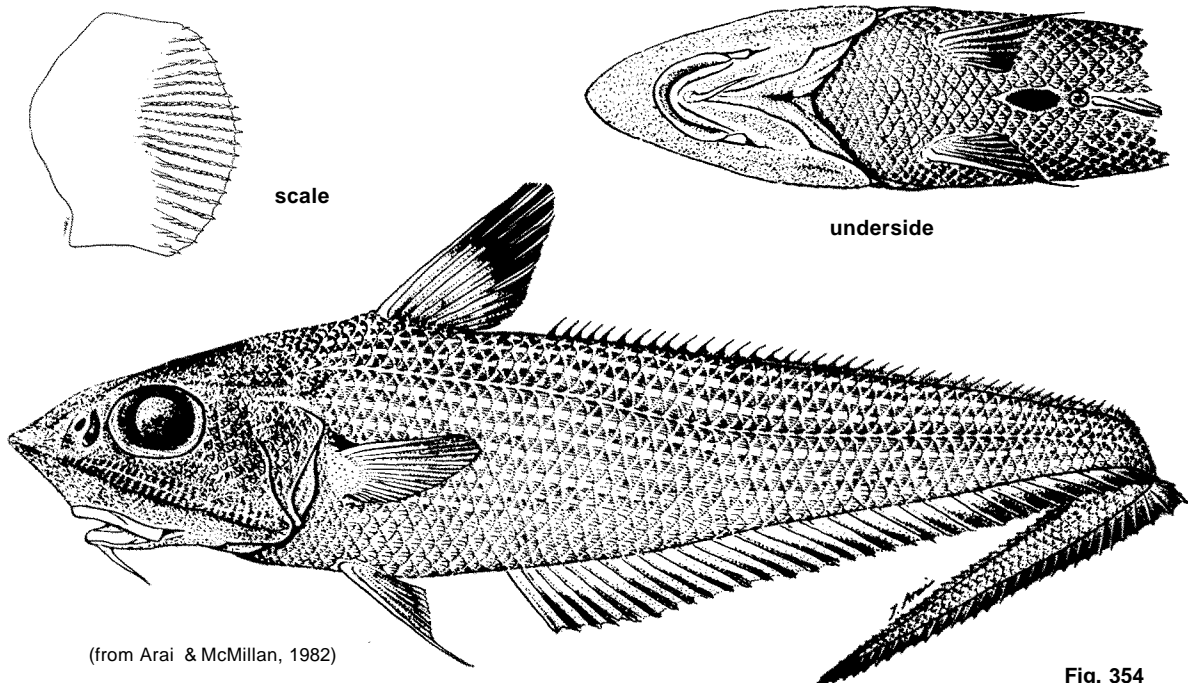
Fig. 354

MACROUR Coel 10

Scientific Name with Reference : *Lepidoleprus australis* Richardson, 1839, Rec.Zool.Soc.Lond., 3: 100 (Port Arthur, Tasmania).

Synonyms : *Macrurus australis* Günther, 1862; *Coelorhynchus mortoni* Ogilby, 1897; *Coelorhynchus australis*-McCulloch, 1911.

FAO Names : En- Javelin.



(from Arai & McMillan, 1982)

Fig. 354

Diagnostic Features : Snout rather blunt, without a sharp rostral spine, its anterolateral margin incompletely supported by bone; orbit diameter 30 to 37% of head length, about 0.9 to 1.1 times into snout length; upper jaw 29 to 34% of head length; head ridges strong, but not conspicuously modified; underside of head completely scaled (except along mandibular margins and gill membranes); teeth small, in a broad, short band on premaxillae, extending short of 1/2 the rictus length; in a broad tapered band on mandible, extending to the end of rictus; inner gill rakers of first arch 1 or 2 + 6 or 7. First dorsal fin with 2 spines and 9 to 11 rays, its height about equal to postrostral length of head; pectoral fin rays i 13 to i 18. Light organ elongate to ovoid, extending forward to midway between anus and pelvic fin insertions. Scales relatively adherent, those on body with as few as 5 or 6 parallel rows of small, reclined spinules in individuals measuring from 30 to 45 mm head length, to as many as 23 or 24 rows in 13.5 cm head length specimens; scale rows below midbase of first dorsal fin 3.5 to 4.5. Swimbladder deeply bilobed anteriorly. Pyloric caeca 31 to 34. **Colour**: head dark brown dorsally, with small pale spots; body dark brown lined with 8 or 9 narrow, pale longitudinal stripes; first dorsal fin black-tipped, other fins dusky to blackish, anal fin with a blackish stripe posteriorly; mouth and gill cavities blackish.

Geographical Distribution : Southeastern Australia (Fig. 355).

Habitat and Biology : Benthopelagic in 80 to 300 m. Feeds on octopods, fish, and decapod crustaceans.

Size : To at least 55 cm total length.

Interest to Fisheries : Commonly trawled on the continental shelf and slope down to 300 m around Tasmania.

Literature : Richardson (1841); Arai & McMillan (1982); Last *et al.* (1983) (illustration of *C. biclinozonalis* from Waite, 1911).

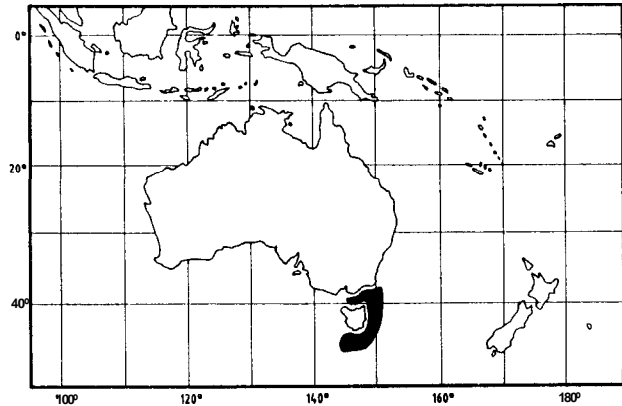


Fig. 355

Remarks : This species has been confused with *C. biclinozonalis* from New Zealand, but Arai & McMillan (1982) distinguished their new species from *C. australis* and showed that the two are geographically separated. Waite's (1911) frequently used illustration represents a New Zealand specimen of *C. biclinozonalis*, not *C. australis*, which lacks the prominent saddle marks of the former, lacks a spinous terminal snout scute and has a distally black first dorsal fin (dusky in *C. biclinozonalis*).

Coelorinchus biclinozonalis Arai & McMillan, 1982

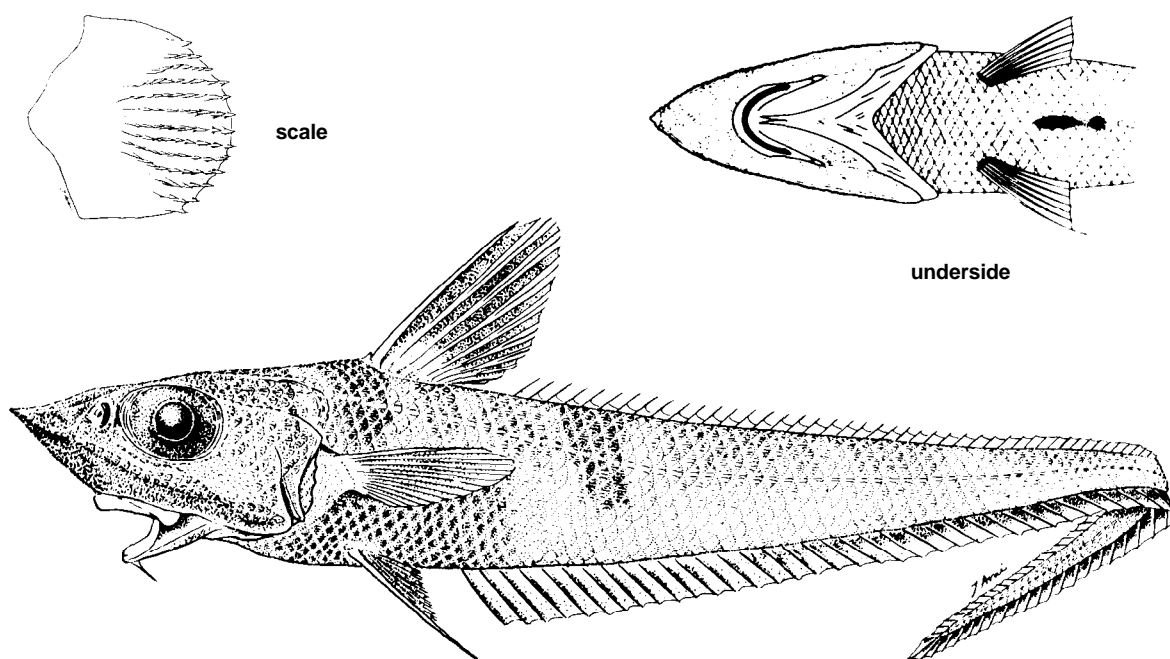
Fig. 356

MACROUR Coel 11

Scientific Name with Reference : *Coelorinchus biclinozonalis* Arai & McMillan, 1982, *Japan.J.Ichthvol.*, 29(2): 115 (Cloudy Bay, New Zealand, 55 to 60 m)

Synonyms : *Macrurus australis* (non Richardson, 1839)-Hutton & Hector, 1872; *Macrurus (Coelorhynchus) australis* (partim; non Richardson, 1839) - Gunther, 1887; *Coelorhynchus australis* (non Richardson, 1839) - Waite, 1911; *Coelorinchus australis* (non Richardson, 1839) -Scott, 1953; *Coerorinchus oliverianus* (non Phillipps, 1927) -Graham, 1956; *Coelorinchus* sp. B - Suisancho, 1978

FAO Names : En - Two-barred whiptail



(from Arai & McMillan, 1982)

Fig. 356

Diagnostic Features : Snout pointed, its anterolateral margin incompletely supported by bone; orbit 27 to 39% of head length, 0.9 to 1.4 times into snout; upper jaw 24 to 32% of head length; teeth small, in moderately broad bands in both jaws; premaxillary band short, extending to about midpoint of rictus; mandibular band narrower and longer, extending to end of rictus; inner gill rakers on first arch 1 or 2 + 6 to 8; head ridges low, weak; underside of head mostly scaled. First dorsal fin with 2 spines and 9 to 11 rays, its height about equal to or slightly greater than postrostral length of head; pectoral fin rays 14 to 18. Light organ large, a lens-shaped fossa on abdomen extends forward to midway between anus and pelvic fin insertions. Scales large, those on body with small imbricate spinules arranged in as many as 24 subparallel rows in the largest individuals, none enlarged; scale rows below midbase of first dorsal fin 3.5 to 4.5. Swimbladder deeply bilobed anteriorly, its posterior end pointed. Pyloric caeca 35 to 49. **Colour**: brownish overall; two dark saddle marks, one below nape, the other below anterior end of second dorsal fin; a lateral stripe along length of anal fin, darker posteriorly. First dorsal fin dusky, pale along base; mouth and gill cavities dark.

Geographical Distribution : New Zealand (Fig. 357).

Habitat and Biology : Benthopelagic in 4 to 549 m.

Size : To more than 60 cm total length.

Interest to Fisheries : Commonly taken by trawls on the upper continental slope and shelf.

Literature : Waite (1911) (as *C. australis*); McCann & McKnight (1980) (as *C. australis*); Arai & McMillan (1982).

Remarks : This species was long confused with *C. australis* Richardson (1839), until Arai & McMillan (1982) recognized its distinctness. All previous records of *C. australis* from New Zealand waters are probably referable to *C. bicliozonalis*.

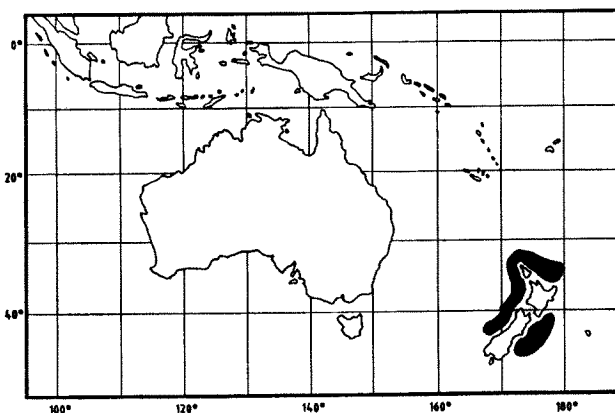


Fig. 357

Coelorinchus braueri Barnard, 1925

Fig. 358

MACROUR Coel 12

Scientific Name with Reference : *Coelorhynchus (Oxygadus) braueri* Barnard, 1925, Ann.Mag.Nat.Hist., ser. 9, 15:501 (Saldanha and Table bays, Cape Point, East London, 457 to 823 m).

Synonyms : *Macrurus parallelus* (non Günther, 1877) - Gilchrist, 1904; *Macrurus (coelorhynchus) parallelus* (non Günther, 1877) - Brauer, 1906.; *Coelorhynchus parallelus* (non Günther, 1877)- Smith, 1949; *Coelorinchus braueri*-Karrer, 1973.

FAO Names : En - Shovelnose grenadier.

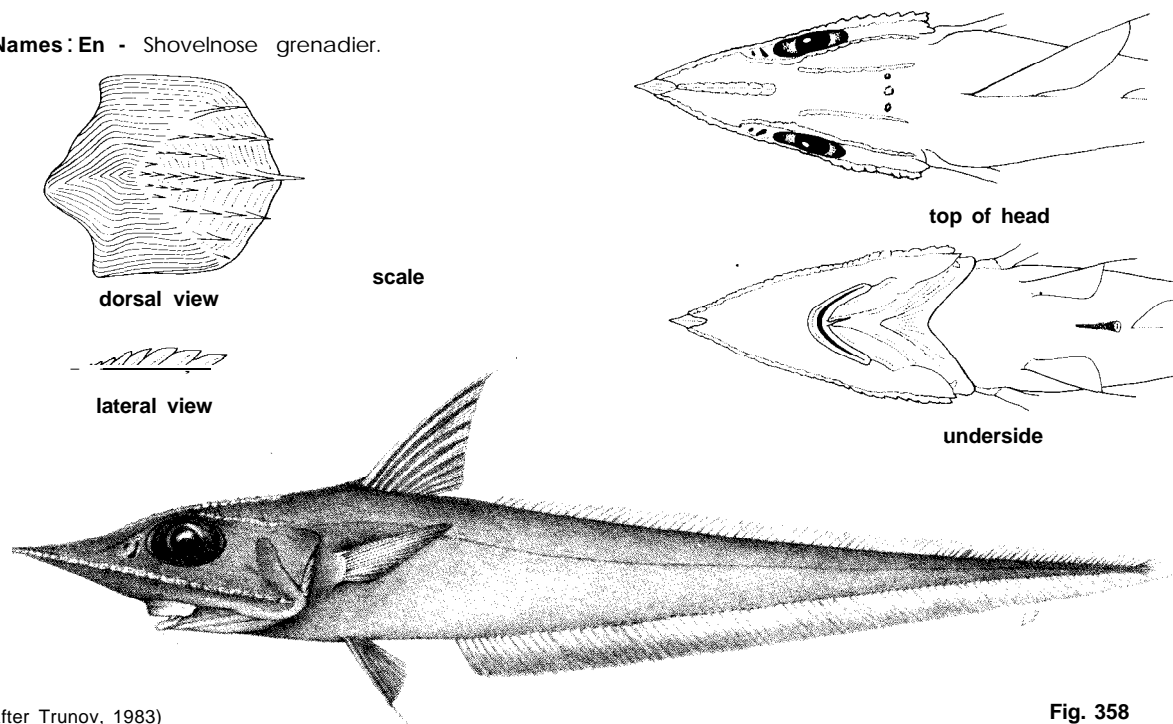


Fig. 358

Diagnostic Features : Snout long, pointed, 2.2 to 2.5 times (41 to 47%) in head length, its anterolateral margin incompletely supported by bone; orbit diameter less than snout length, 25 to 35% of head length; upper jaw 21 to 29% of head length; maxillary extends to below posterior 1/4 of orbit; rictus extends to below midorbit; barbel less than 0.4 of orbit; subopercle forms an elongate narrow lobe posteroventrally; teeth uniformly small, in a short broad band in premaxillary, the band extending slightly beyond half the length of rictus; mandibular band long, narrow, extending to end of rictus; inner gill rakers of first arch 1 or 2 + 5 to 7 (7 or 8, rarely 9 total); head ridges strong, demarcated with coarse scutellike scales; post-temporal and supraoccipital scutes developed; underside of head scaled. First dorsal fin with 2 spines and 8 or 9 rays, its height about equal to postrostral length of head; pectoral fin rays i17 to i19. Light organ short, narrow, extends forward to, or short of, midpoint between pelvic fin insertions and anal fin origin; anus slightly removed from anal fin. Body scales large, coarsely covered with 5 to 10 parallel to slightly divergent ridgelike rows of recurved, bladellike spinules; median row largest, lateral rows often falling well short of posterior margin; scale rows below midbase of first dorsal fin 4.5 to 5. Swimbladder weakly bilobate anteriorly, with 4 retia mirabilia. Pyloric caeca 8 to 10. **Colour**: overall pale brownish, fins darker; mouth and gill linings grey to blackish.

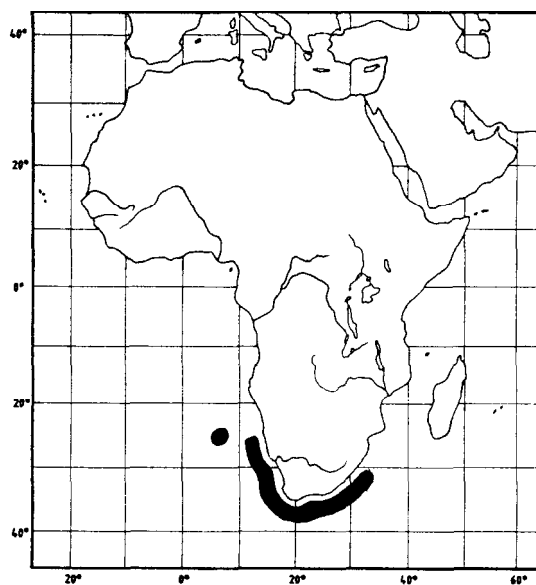


Fig. 359

Geographical Distribution : Apparently confined to both sides of the southern tip of Africa, from Angola to Mozambique (Fig. 359)

Habitat and Biology : Benthopelagic in about 400 to 620 m.

Size : To 40 cm total length.

Interest to Fisheries : A common species off southern Africa, but of no current commercial value.

Local Names : SOUTH AFRICA: Shovel-nose rattail

Literature : Barnard (1925a, b); Smith (1949); Karrer (1973); Trunov (1983); Iwamoto (in Smith & Heemstra, eds, 1986).

Coelorinchus canus (Garman, 1899)

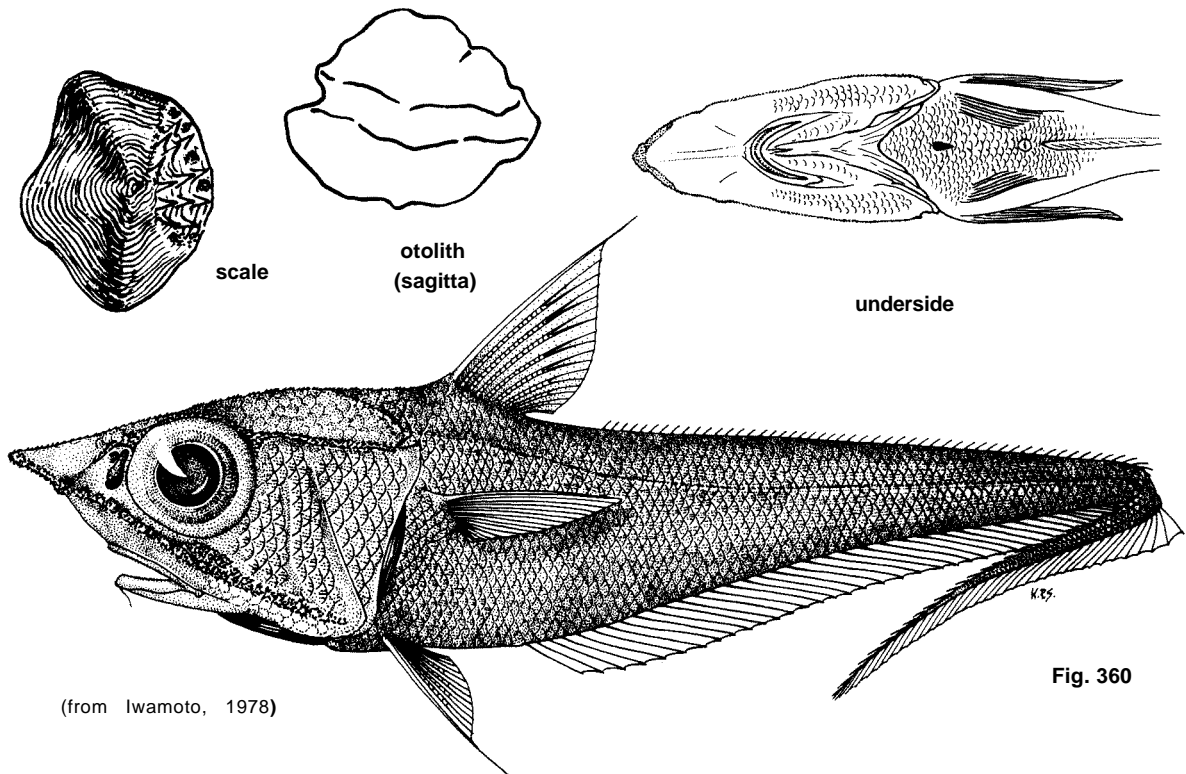
Fig. 360

MACROUR Coel 13

Scientific Name with Reference : *Macrurus canus* Garman, 1899, Mem. Mus. Camp. Zool. Harv. Coll., 24:217, pl.49, fig. 2, pl. 84, figs 1,2 (Panama, 280 to 384 m).

Synonyms : *Macrurus (Coelorhynchus) canus* - Brauer, 1906; *Coelorhynchus (Coelorhynchus) canus* - Gilbert & Hubbs, 1916.

FAO Names : En - Clearsnout grenadier.



(from Iwamoto, 1978)

Fig. 360

Diagnostic Features : Snout moderately acute, 29 to 37% of head length, its anterolateral margin incompletely supported by bone; terminal scute broad, blunt, more spiny ventrally than dorsally; orbit 30 to 35% of head length; mouth not notably restricted laterally, upper jaw 24 to 31% of head length; teeth all small, in narrow tapered bands in both jaws; inner gill rakers on first arch 1 to 4 + 8 to 11; head ridges rather weakly scaled, other head scales mostly lacking spinules; dorsal and ventral snout surfaces mostly naked, spinuleless scales on lower jaw and pectoral girdle. First dorsal fin with 2 spines and 8 to 10 rays, its height about equal to or less than postrostral length; pectoral fin rays i17 to i23. Anus immediately before anal fin origin; a large, lens-shaped black fossa of light organ between pelvic fin bases. Head covering thin, mostly transparent. Scales thin, deciduous; body scales with as many as 6 or 7 slightly divergent rows of slender, conical spinules. Swimbladder oval, with 6 to 11 short retia mirabilia and gas glands. Pyloric caeca 10 to 14. **Colour:** light brownish to swarthy overall, somewhat silvery ventrally, punctuations heavy; mouth pale but blackish along tongue base; gill cavity blackish, paler with punctuations toward inner surfaces.

Geographical Distribution : Costa Rica to northern Peru (Fig. 361).

Habitat and Biology : Benthopelagic in 118 to 457 m. Juveniles apparently bathypelagic. Feeds predominantly on copepods and other small crustaceans, but no strictly bottom-dwelling invertebrates in diet.

Size : To at least 23 cm total length.

interest to Fisheries : Occasionally taken as bycatch of trawlers, but of no commercial value.

Local Names : PERU : Granadero, Raton.

Literature : Garman (1899); Chirichigno (1974); Iwamoto (1979).

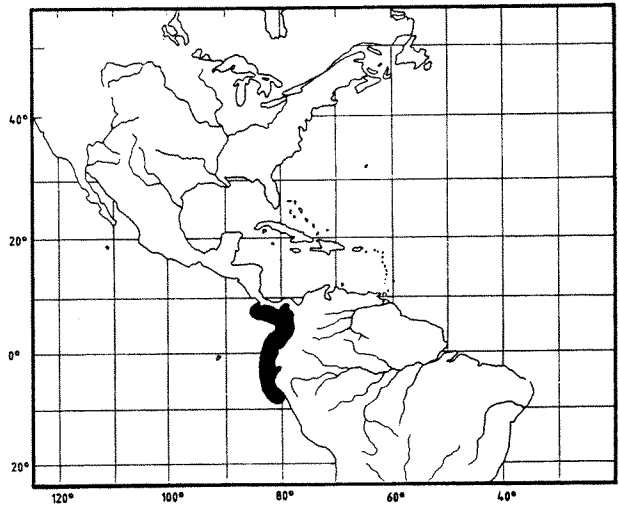


Fig. 361

Coelorhynchus caribbaeus (Goode & Bean, 1885)

Fig. 362

MACROUR Coel 14

Scientific Name with Reference : *Macurus caribbaeus* Goode & Bean, 1885, *Proc.U.S.Natl.Mus.*, 8:594 (northern Gulf of Mexico, 29°07'30"N, 88°08'W, 384 m).

Synonyms : *Coelorhynchus caribbaeus* - Goode & Bean, 1896; *Coelorhynchus (Coelorhynchus) caribbaeus* Gilbert & Hubbs, 1916.

FAO Names : En - Blackfin grenadier.

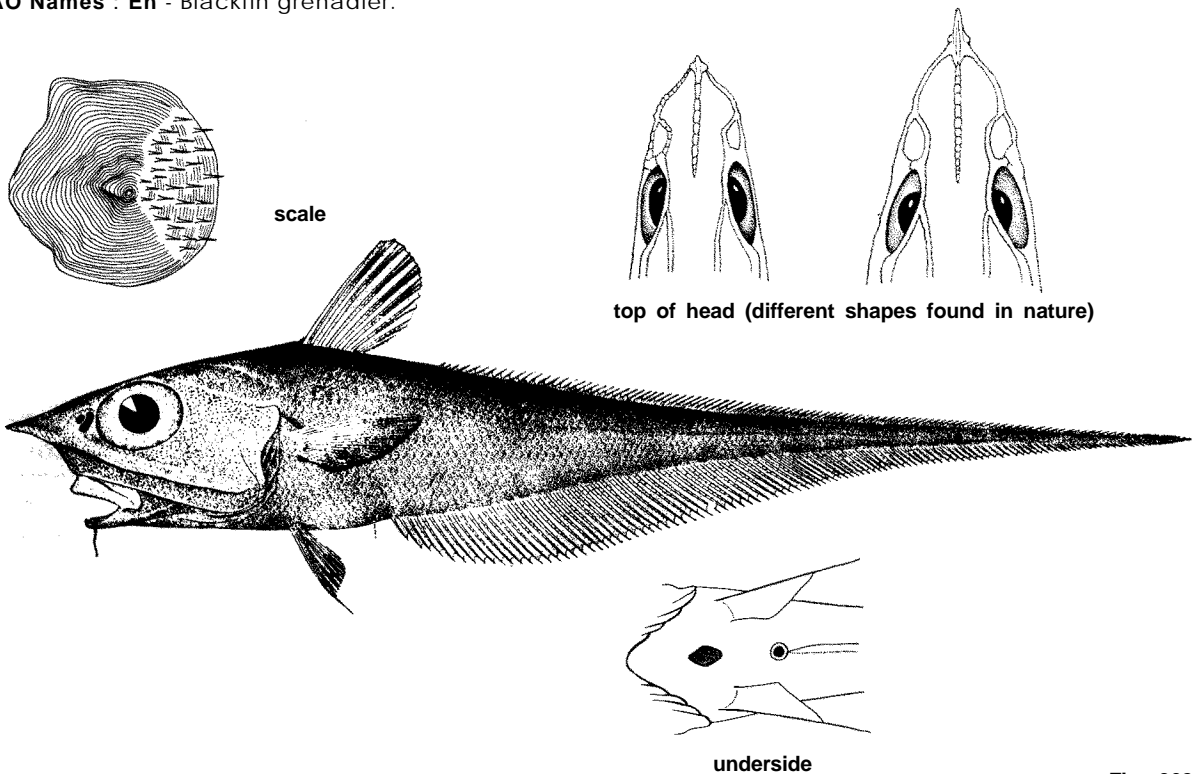


Fig. 362

Diagnostic Features : Snout pointed, prominently so in some individuals, its length highly variable, 37 to 55% of head length, its anterolateral margin incompletely supported by bone; orbits 30 to 34% of head length, slightly larger than upper jaw which is 26 to 30% of head length; gill rakers of first and second arches 9 to 11 total; head ridges stout, but with rather fine spinules; terminal snout scute slender, sharp, and arrowhead-shaped with lateral arms of scute blunt and reduced; underside of snout naked medially; a broad translucent area dorsally on either side of leading snout edge, naked or with thin scales. Subopercle margin rounded, without a posteroventral projection. First dorsal fin with 2 spines and 9 to 11 rays, shorter than postrostral length of head; pectoral fin rays 16 to 19. Anus at origin of anal fin; light organ large, a broadly lenticular to oval black naked fossa between and somewhat anterior to pelvic fin bases. Scales covered with fine conical spinules except posteriorly and ventrally on trunk and tail where spinules are broader; spinules not arranged in any notable pattern; scale rows below second dorsal fin origin 4.5 to 5.5. **Colour**: swarthy overall with a silvery tinge over abdomen and gill covers in fresh specimens; membrane connecting second spinous ray and first branched ray blackish, oral cavity white, except along upper outer facies of premaxillae.

Geographical Distribution : Western tropical Atlantic from Cape Hatteras to northern Brazil. Absent in Straits of Florida, uncommon to the north and along Antillean chain (Fig. 363).

Habitat and Biology : Benthopelagic in 200 to 700 m, but most common in 300 to 400 m.

Size : To about 30 cm total length.

Interest to Fisheries : A common bycatch in trawls fishing for royal red shrimp (*Pleoticus robustus*). Generally taken in large numbers, often with *C. coelorhincus*, its deeper-living relative

Local Names : JAPAN: Karibu-hige.

Literature : Goode & Bean (1896); Parr (1946); Marshall & Iwamoto (in Marshall, 1973).

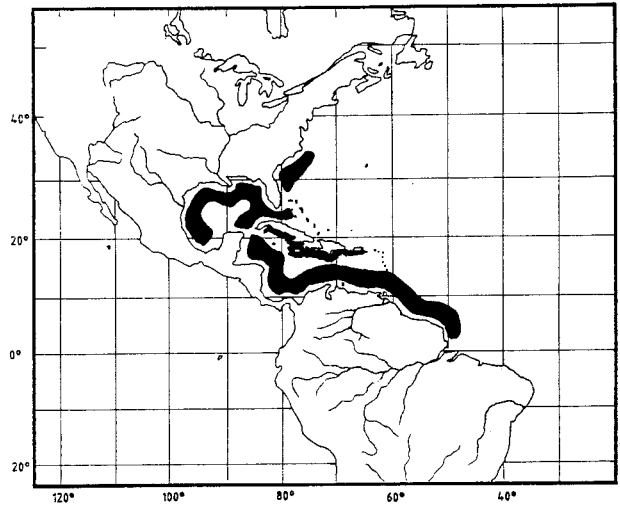


Fig. 363

Coelorhynchus chilensis Gilbert & Thompson, 1916

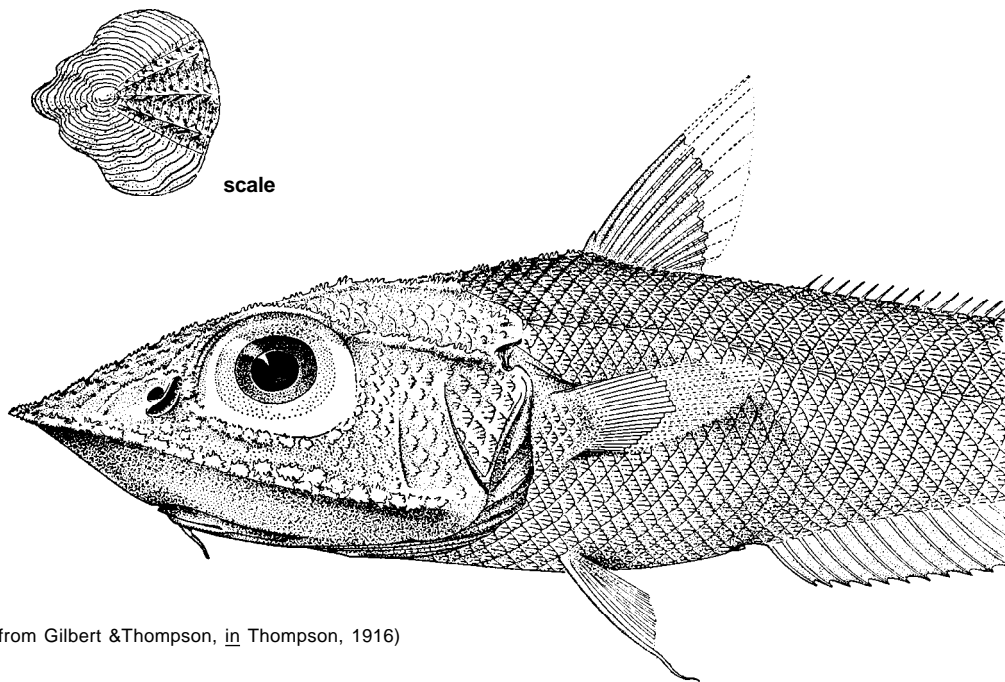
Fig. 364

MACROUR Coel 15

Scientific Name with Reference : *Coelorhynchus chilensis* Gilbert & Thompson, in Thompson, 1916, Proc.U.S Natl.Mus., 50:473, pl. 6, fig. 1 (off Lota, Chile, 1 238 m).

Synonyms : *Coelorhynchus (Oxymacurus) chilensis* - Gilbert & Hubbs, 1916.

FAO Names : En- Chilean grenadier



(from Gilbert & Thompson, *in* Thompson, 1916)

Fig. 364

Diagnostic Features : Snout moderately long (34 to 40% of head length), acutely pointed, its anterolateral margin incompletely supported by bone; orbits 29 to 38% of head length, usually less than snout length; upper jaw 20 to 29% of head length; teeth small, in broad bands in premaxilla, ending well short of end of rictus; mandibular band narrower, extending to end of rictus, which is restricted posteriorly; inner gill rakers of first arch 1 or 2 + 7 to 9; head ridges strong, conspicuously modified; supraoccipital and post-temporal scutes strong, with a keel-like ridge; underside of head completely naked. First dorsal fin with 2 spines and 7 to 9 rays, its height less than postrostral length of head; pectoral fin rays i16 to i21. Light organ very small, scarcely visible externally as a slightly swollen blackish area before anus. Scales adherent, large, coarsely spinulated with spinules in 3 to 6 divergent rows, the middle row largest; scale rows below midbase of first dorsal fin 3.5 to 5. Swimbladder large, oval; 4 short, slender retia mirabilia. Pyloric caeca 9 to 12. **Colour**: greyish brown overall; head ventrally dirty whitish; fins, mouth, and gill cavities blackish.

Geographical Distribution : Peru (6°26'S) to central Chile (38°08'S) (Fig. 365).

Habitat and Biology : Benthopelagic in 260 to 1 480 m.

Size : To at least 48 cm total length.

Interest to Fisheries : Occasionally taken by commercial trawlers off San Antonio, Chile, but no separate statistics maintained. This species is nowhere found in great abundance.

Literature : Gilbert & Thompson *in* Thompson (1916); Iwamoto (1978).

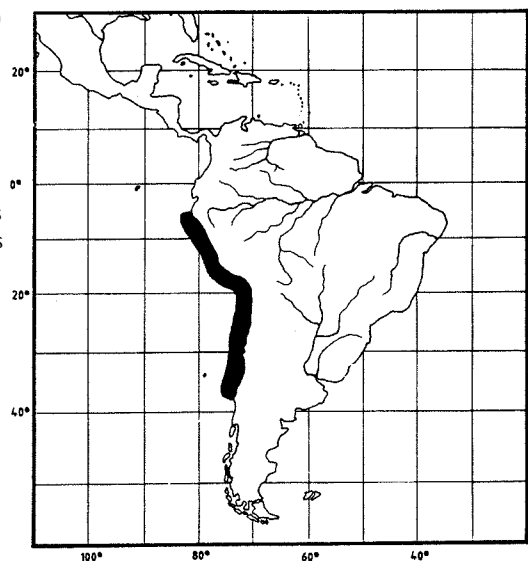


Fig. 365

Coelorhynchus coelorhynchus (Risso, 1810)

Fig. 366

MACROUR Coel 1

Scientific Name with Reference : *Lepidoleprus coelorhynchus* Risso, 1810, *Ichthyologie de Nice*, Paris:200, pl. 7. fig. 22 (Nice).

Synonyms : *Macrurus coelorhynchus* - Bonaparte, 1832-41; *Macrurus rupestris* (non Bloch) - Lowe, 1839; *Macrurus (Coelorhynchus) coelorhynchus* - Günther, 1887; *Coelorhynchus atlanticus* - Goode & Bean, 1896; *Coelorhynchus coelorhynchus* - Gilbert & Hubbs (1916).

FAO Names: En - Hollowsnout grenadier; Fr - Grenadier raton; Sp - Granadero acorazado.

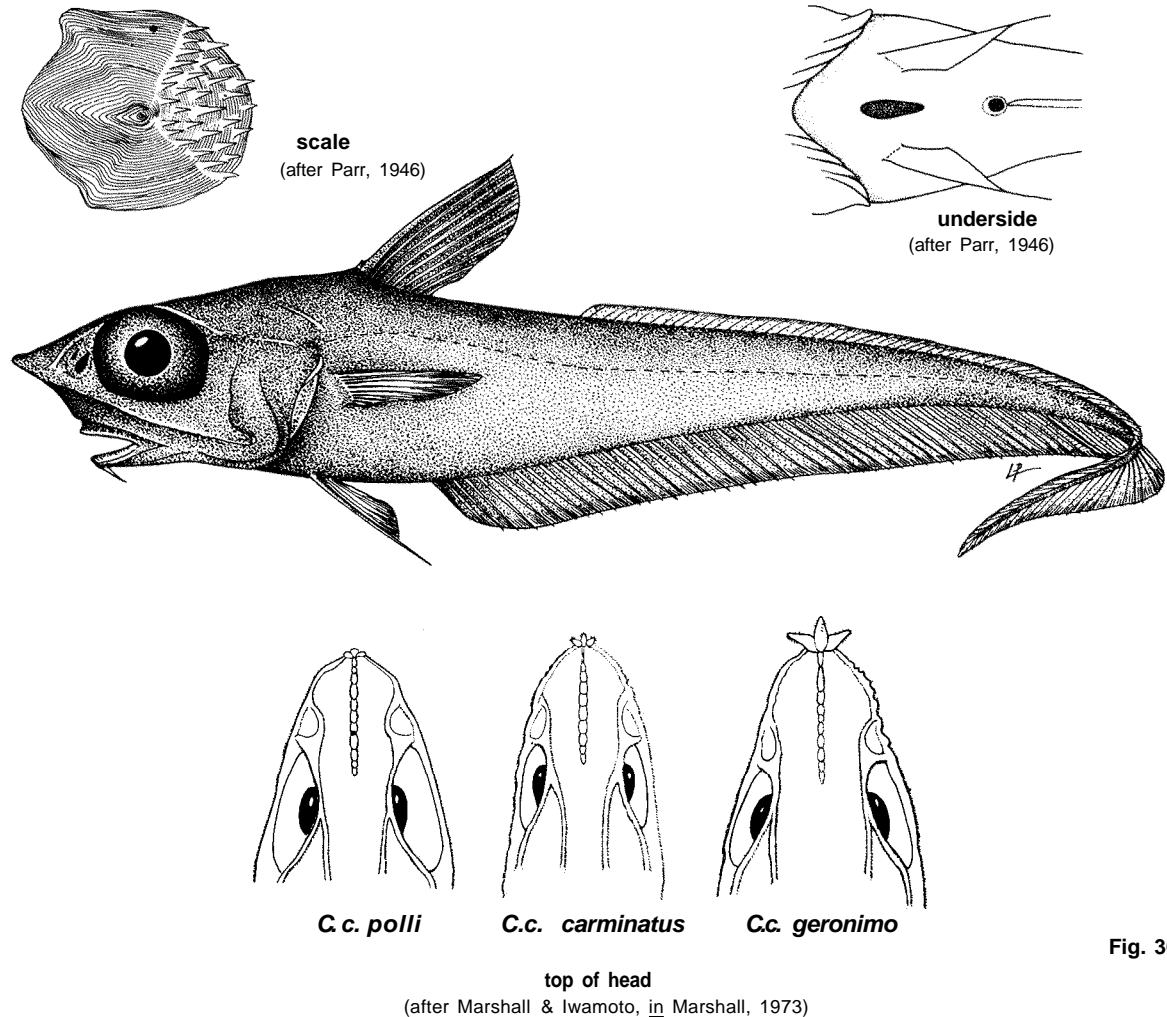


Fig. 366

Diagnostic Features : Snout moderately pointed, 29 to 41% of head length, its anterolateral margin incompletely supported by bone; orbits 30 to 40% of head length, usually much larger than upper jaw, which is 24 to 32% of head length; inner gill rakers on first arch 7 to 12 total, on second arch 8 to 11; head ridges strong but with rather fine spinules; terminal snout scute trifid, wider than long, small and blunt to large and pointed, with a terminal and two lateral arms of about equal size. Underside of snout naked medially; a broad area dorsally on either side with thin, finely spinulated scales. Subopercle margin rounded, without a posteroventral projection. First dorsal fin usually with 2 spines and 8 or 9 rays, shorter than postrostral length of head; pectoral fin rays usually i16 to i19. Anus at origin of anal fin; light organ large, a prominent black naked fossa between and somewhat anterior to pelvic fin bases. Scales covered with fine conical spinules arranged in basically quincunx pattern; scale rows below second dorsal fin origin 4 to 6. **Colour**: pale greyish-brown to swarthy, a series of broad saddle marks in some; oral cavity pale to dark, branchial cavity blackish; first dorsal and pectoral fins dusky; pelvic fins black with pale outer ray; anal fin edged with black stripe in some individuals.

Geographical Distribution : Western Atlantic from about 45°N to 7°N; eastern Atlantic from about 60°N to 18°S; also around the Azores (Fig. 367)

Habitat and Biology : Benthopelagic in about 200 to 500 m, but has been captured as shallow as 90 m and as deep as 850m. In the Straits of Messina, it spawns from December to March. Feeds on a variety of predominantly benthic organisms, such as polychaetes, gastropods, cephalopods, numerous crustacea groups (copepods, gammarians, isopods, cumaceans, Natantia) and fish.

Size : To at least 38 cm total length.

Interest to Fisheries : A common bycatch in trawls operating deeper than 200 to 400 m (depending on locality) throughout its range. Reported to be abundant in some localities off West Africa. Often taken in moderate quantities, mostly reduced to fishmeal and oil. Separate catch statistics are not kept for the species.

Local Names : CANADA: Grenadier à long nez, Longnose grenadie ; JAPAN: Fuda-sokodara.

Literature : Marshall & Iwamoto (in Marshall, 1973); Geistdoerfer (1978a).

Remarks : Four subspecies are recognized; *coelorhincus* (eastern North Atlantic and Mediterranean), *carminatus* (western North Atlantic), *geronimo* (Gulf of Guinea), *polli* (Namibia).

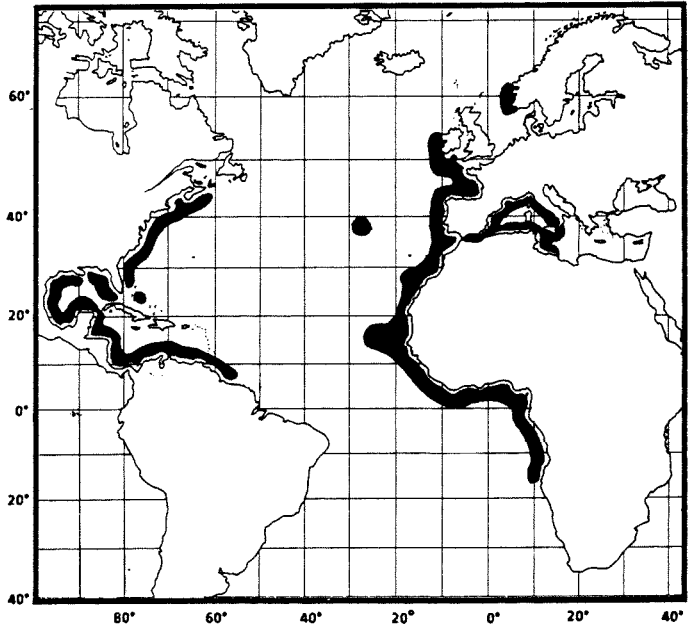


Fig. 367

***Coelorhynchus denticulatus* Regan, 1921**

Fig. 368

MACROUR Coel 16

Scientific Name with Reference : *Coelorhynchus denticulatus* Regan, 1921, *Ann.Mag.Nat.Hist.*, ser. 9,7:412 (Natal, South Africa).

Synonyms : *Coelorhynchus (Paramacurus) denticulatus* - Barnard, 1925b; *Coelorhynchus (Paramacurus) natalensis* Fowler, 1925.

FAO Names : En - Filesnout grenadier.

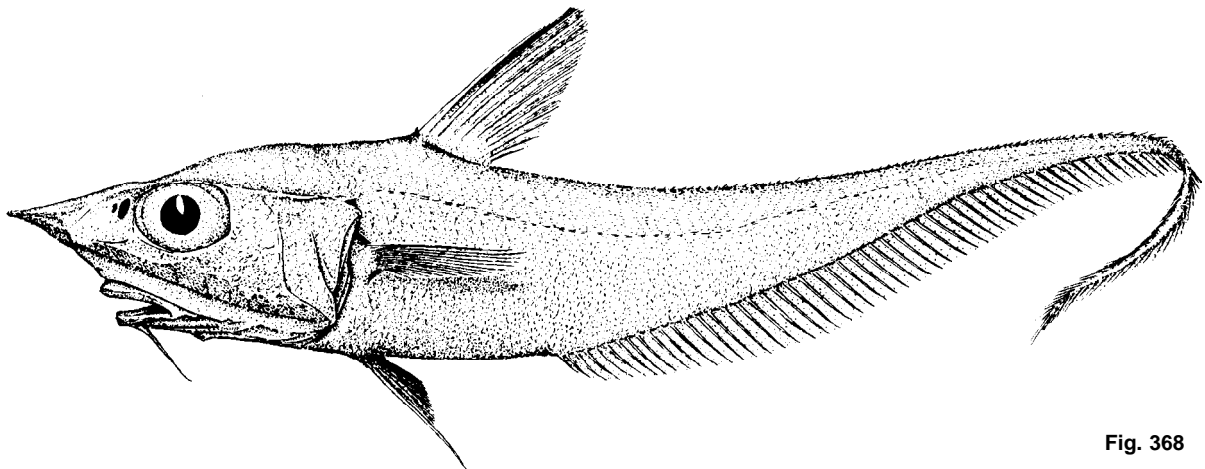


Fig. 368

(from Iwamoto, in Smith & Heemstra, 1986)

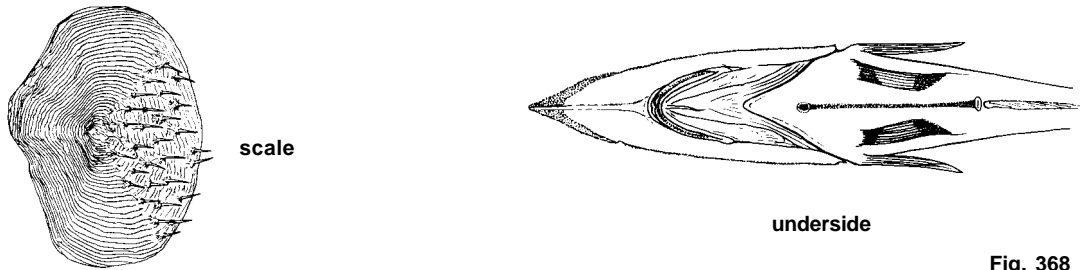


Fig. 368

Diagnostic Features : Snout long, sharply pointed, 2.3 to 2.6 in head length, its anterolateral margin incompletely supported by bone; orbit diameter less than snout length, 38 to 43% of head length; upper jaw 28 to 31% of head length, the maxillary extending to below posterior 1/4 of orbits; rictus extending to below midorbit; barbel more than half the orbit diameter; teeth uniformly small, in long narrow bands that extend to end of rictus; inner gill rakers on first arch 1 or 2 + 6 to 8 (8 or 9 total); underside of head completely naked; broad areas dorsally on snout, around nostrils, and antero-dorsally on suborbital naked or covered with thin scales; head covering thin, translucent to transparent, scales of head ridges finely spinulated; characteristic scales ventrally along leading edge of snout. First dorsal fin with 2 spines and 8 or 9 rays, its height about equal to postrostral length of head; pectoral fin rays 14 or 15. Light organ long, extending as a dark streak from anus to chest, expanded at each end, scales cover anterior fossa. Body scales finely covered with slender, conical spinules in subparallel to quincunx pattern; scale rows below midbase of first dorsal fin 4 or 5. Pyloric caeca 10 to 12. **Colour**: light brownish to grey-brown overall; faint diagonal bands in some individuals; snout tip and median process of nasal bone blackish; premaxillary and tip of lower jaw blackish; mouth generally pale, gill cavity pale on inner lining, darker peripherally; first dorsal fin with a dark band across middle; membrane behind second spine blackish; pelvic fin black-tipped, its base blackish.

Geographical Distribution : Western Indian Ocean; Kenya south to Natal coast of South Africa (Fig. 369).

Habitat and Biology : Benthopelagic in 64 to 275 m.

Size : To 27 cm total length.

Interest to Fisheries : A common species off southeastern coast of Africa, but of no current commercial value.

Literature : Regan (1921); Fowler (1925); Smith (1949); Iwamoto (in Smith & Heemstra, eds, 1986).

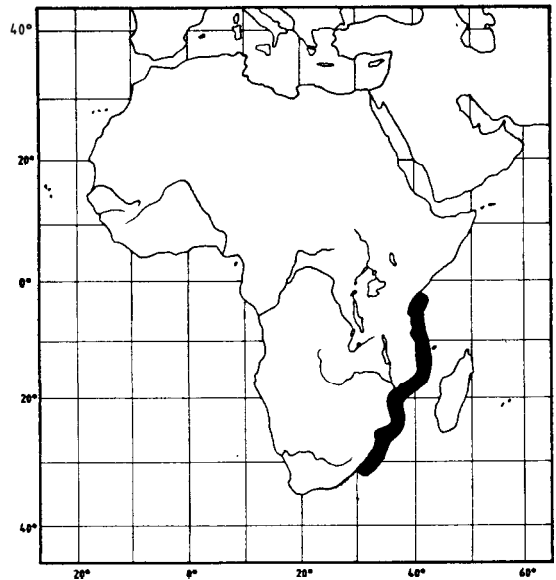


Fig. 369

Coelorinchus fasciatus (Günther, 1878)

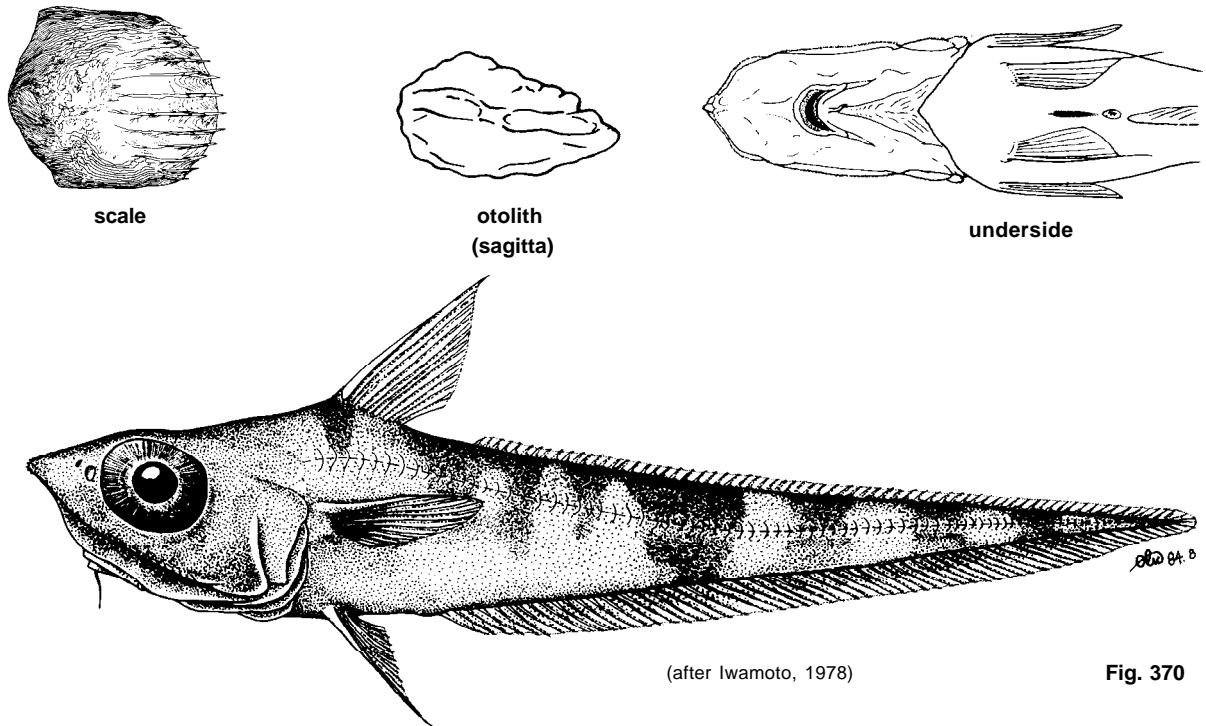
Fig. 370

MACROUR Coel 2

Scientific Name with Reference : *Macrurus fasciatus* Günther, 1878, *Ann.Mag.Nat.Hist.*, ser. 5, 2:24 (east coast of southern tip of South America; CHALLENGER sta. 305,309,311; 73 to 448 m).

Synonyms : *Macrurus (Coelorhynchus) fasciatus* - Günther, 1887; *Coelorhynchus fasciatus* - Goode & Bean, 1896; *Coelorhynchus (Paramacrurus) fasciatus* - Gilbert & Hubbs, 1916; *Coelorhynchus patagoniae* Gilbert & Thompson in Thompson, 1916; *Coelorhynchus (Coelorhynchus) patagoniae* - Gilbert & Hubbs, 1916; *Garichthys fasciatus* - Whitley, 1968.

FAO Names : En - Banded whiptail.



(after Iwamoto, 1978)

Fig. 370

Diagnostic Features : Snout short (29 to 33% of head length), bluntly conical, its anterolateral margin incompletely supported by bone; orbits large, about 39 to 46% of head length; upper jaws 25 to 31% of head length; teeth all small, in broad bands, premaxillary band shorter than mandibular bands, the former falling well short of end of rictus (which is posteriorly restricted by lip folds); inner gill rakers on first arch 7 to 9; head ridges moderately developed, not markedly spiny or sharp; underside of head completely naked. First dorsal fin with 2 spines and 9 or 10 rays, greatest height about equal to postrostral length of head; pectoral fin rays i 15 to i 19. Light organ moderately large, its length more than half of pupil diameter; lens-shaped fossa immediately before anus, extending to more than half distance to pelvic fin bases. Scales large, adherent, spinules small, imbricate, closely packed, in sharp low parallel rows, 15 or 16 rows in largest specimens. Scales below midbase of first dorsal fin about 4 to 5.5. Pyloric caeca long, 15 to 19. Swimbladder deeply bilobed anteriorly, with 4 to 6 (usually 4) small rete-gas gland combinations. **Colour**: swarthy overall, pale ventrally, dorsally marked with 8 to 10 broad saddles or bars that extend slightly below lateral line but not to ventral profile except posteriorly on tail; saddles sometimes faint; fins dusky except for whitish outermost pelvic ray; mouth and gill cavities grey to black.

Geographical Distribution : Southern Africa, southern tip of South America, New Zealand, Tasmania, southern Australia (Fig. 371).

Habitat and Biology : Benthopelagic in 73 to 1 086 m, but most abundant in 400 to 800 m. Off Cape Point (South Africa), it spawns from July to September. Feeds on copepods, polychaetes, gastropods and bivalve molluscs, amphipods, and decapod crustaceans, echinoderms and fishes (myctophids and *Maurolicus*).

Size : To at least 45 cm total length.

Interest to Fisheries : Taken in considerable quantities as bycatch of commercial trawlers along the edges of continental slopes in different regions. Off Patagonia and South Africa, *C. fasciatus* is taken along with the commercially important stockfish

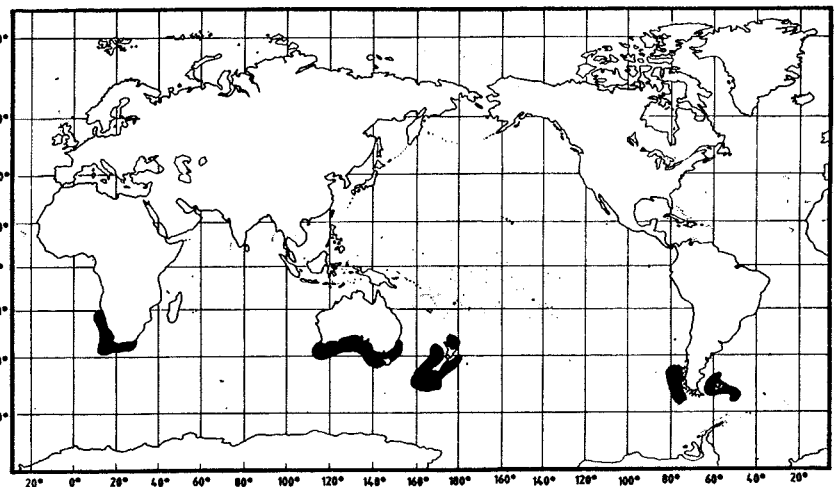


Fig. 371

(*Merluccius*), and Gilchrist (1922) has reported that the species "occurs in very large quantities, from about 100 to 300 fathoms, and some of the trawlers have procured several tons of this fish in a single haul". Last *et al.* (1983) report that in the Australian region, "the species is seldom eaten although the flesh is reported to be quite tasty". Off New Zealand it is an important food item of the ling (*Genypterus blacodes*) (Mitchell, 1984).

Local Names : AUSTRALIA: Banded whiptail, Striped whiptail; SOUTH AFRICA: Banded rattail; USSR: Dolgokhvost polosaty.

Literature : Günther (1887); Waite (1911); Smith (1949); Iwamoto (1978); McCann & McKnight (1980); Last *et al.* (1983).

Remarks : Several species have apparently been confused with this species, and the taxonomic problems have yet to be fully resolved. One or more of Iwamoto's (1978) "forms" probably represent distinct species, especially the Namibia (South-West Africa) and South African populations. Last *et al.* (1983) report that two or more closely related forms occur in the Australasian region and are currently being revised. Workers from southern Africa may have confused more than one species with *C. fasciatus* - a specimen (RUSI 10322) identified as that species was actually a large *C. matamua*. Barnard's (1925b) report of 50 cm as maximum size is probably too large for *C. fasciatus* but well within the range of *C. matamua*. The present author was unable to distinguish *C. cookianus* from *C. fasciatus* based on McCann & McKnight's descriptions of the two species, but Peter McMillan (personal communication) provided distinguishing features and noted that the specimen illustrated by McCann & McKnight (Fig. 65), as their holotype is not the same as the one deposited in the New Zealand Oceanographic Institute as the holotype. In fact, that figured specimen represents an undescribed species. For reasons unknown, McCann & McKnight placed their two new species (*C. cookianus* and *C. bollonsi*) in the subgenus *Oxymacurus*, although their diagnosis of the subgenera clearly places them along with *C. fasciatus*, in the subgenus *Paramacurus*.

***Coelorhynchus formosanus* Okamura, 1963**

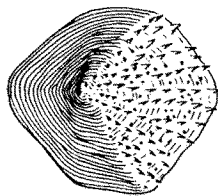
Fig. 372

MACROUR Coel 17

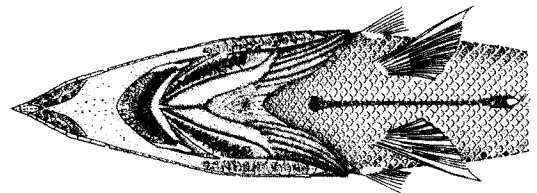
Scientific Name with Reference : *Coelorhynchus formosanus* Okamura, 1963 (March, *Bull. Misaki Mar. Biol. Inst.*, 4:37, figs 1-2 (Tashi, Taiwan Island).

Synonyms : *Coelorhynchus intermedius* Chu & Lo, 1963 (August, not seen); *Coelorhynchus abbreviatus* Chu & Lo, 1963 (August, not seen).


FAO Names : En - Formosa grenadier.



scale
(from Okamura, 1963)



underside
(from Okamura, 1963)



(from Okamura, 1963)

Fig. 372

Diagnostic Features : Snout moderately long (43 to 45% of head length), sharply pointed, anterolateral margin incompletely supported by bone; orbit (23 to 26% of head length) less than snout length, about 2/3 of postorbital length; upper jaw (27 to 29% of head length) extends to below posterior margin of orbit, rictus extends to posterior 1/4 of orbits; barbel 1.7 to 2.1 times into orbit; premaxillary teeth in 7 or 8 irregularly oblique series forming a tapered band extending to near end of rictus; outer series enlarged; mandibular teeth in 3 or 4 irregular series; inner gill rakers on first arch 1 or 2 + 6 or 7; head ridges well developed but not especially coarse; underside of head mostly naked except on mandibular rami, and posteriorly from end of premaxilla to end of preopercle, and anterolateral margin of snout, where characteristic scales prevail; nasal fossa and crescentic area above anterolateral edges of snout naked. First dorsal fin with 2 spines and 8 to 10 rays, its height less than postrostral length of head; pectoral fin rays i15 to i18. Light organ long, extends as a black streak from anus to just behind isthmus, expanded at each end but lacking a scaleless fossa Scales of body with short, sharp, triangular spinules arranged in irregularly quincunx pattern to subparallel rows; scale rows below midbase of first dorsal fin 3.5 to 4.5. **Colour**: greyish dorsally, silvery ventrally; dorsally on trunk and tail with irregular blotches, mouth lining whitish, gill cavity dusky; paired black papillae on underside of head; second spinous ray and membrane between spine and first segmented ray of first dorsal fin blackish; pelvic and anal fin rays blackish distally.

Geographical Distribution : East China Sea around Taiwan Island and off southern Japan (Fig. 373).

Habitat and Biology : Benthopelagic in about 200 to 300 m depth.

Size : To 25 cm total length.

Interest to Fisheries : Occasionally taken by trawlers, but no catch statistics kept.

Local Names : JAPAN: Taiwan-sokodara.

Literature : Okamura (1963, 1970a).

Remarks : According to Okamura 1970a, page 161, the original descriptions of *C. intermedius* and *C. abbreviatus* were published in August of 1963. They were predated by Okamura's description of *C. formosanus*, which was published in March, 1963.

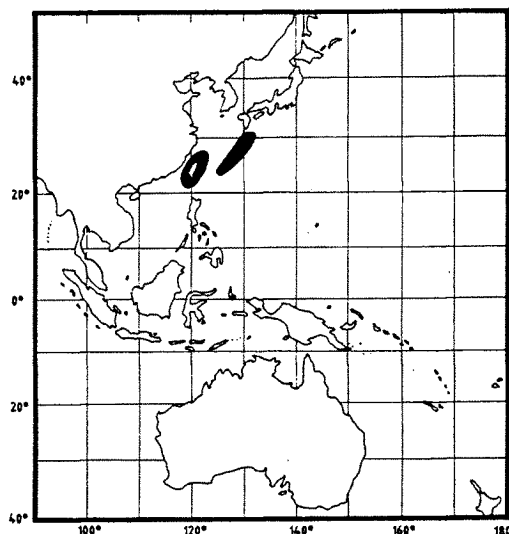


Fig. 373

Coelorinchus hexfasciatus Okamura, 1982

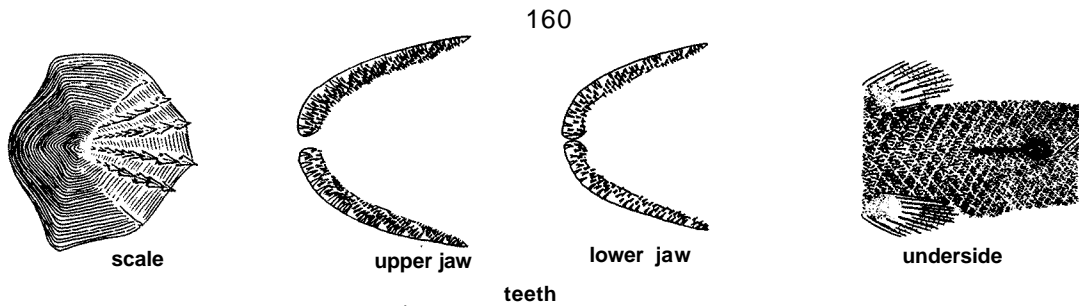
Fig. 374

MACROUR Coel 18

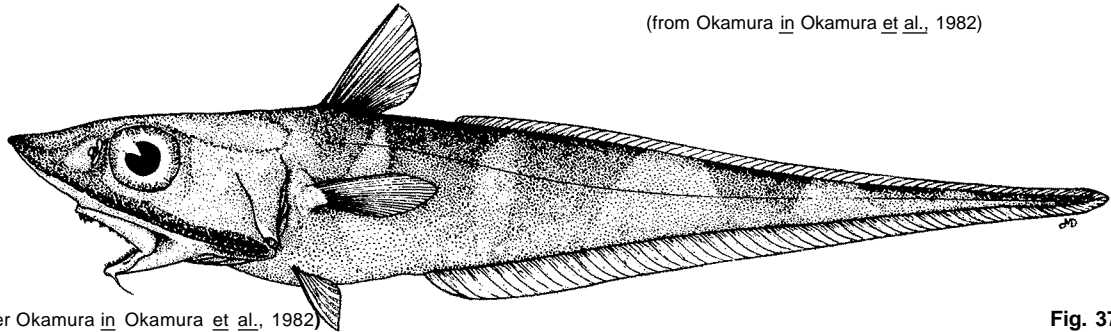
Scientific Name with Reference : *Coelorinchus hexfasciatus* Okamura, 1982, Fishes of the Kyushu-Palau Ridge and Tosa Bay, p. 172 (Kyushu-Palau Ridge, 26°45'N, 135°19'E, 336 m).

Synonyms : None

FAO Names : En - Six-band grenadier



(from Okamura *in* Okamura *et al.*, 1982)



(after Okamura *in* Okamura *et al.*, 1982)

Fig. 374

Diagnostic Features : Head large, less than 4 times in total length; snout moderately long (37 to 41% of head length), and tipped with a blunt tricuspid tubercle, its anterolateral margin incompletely supported by bone; orbit diameter 23 to 27% of head length; interorbital space 21 to 25% of head length, usually narrower than orbit diameter; mouth large, upper jaw 28 to 35% of head length, maxillary bone extends to below posterior end of orbit; barbel short, about 1/3 to 1/2 of orbit diameter; subopercle ends in a narrow protruding tip; teeth in long, rather broad bands in both jaws; inner gill rakers on first arch 1 to 3 + 6 to 8; head ridges well developed; underside of head naked except for a small patch below preopercular angle. First dorsal fin with 2 spines and 8 or 9 rays, its height much less than postrostral length of head; pectoral fins rays i16 to i20. Light organ small, externally apparent as a narrow blackish streak extending forward of anus to about midway between pelvic fin insertions and anal fin origin. Body scales with 4 to 7 divergent rows of stout, broad spinules, the lateral rows lower than median one; scale rows below midbase of first dorsal fin 6.5 to 8.5. Swimbladder large, strongly bilobed anteriorly, with 4 retia mirabilia. Pyloric caeca about 54. **Colour**: greyish brown; abdominal region bluish; 6 or 7 broad saddle marks on body extending below lateral line (more prominent in young); fins blackish except for whitish base of first dorsal and basally on anal in some individuals; mouth and gill cavities black.

Geographical Distribution : Kyushu-Palau Ridge (Fig. 375).

Habitat and Biology : Benthopelagic in 336 to 910 m.

Size : To at least 62 cm total length.

Interest to Fisheries : Because of its size and because it seems to co-occur with its even-larger close relative, *C. longicephalus*, the species may offer some potential for commercial exploitation.

Local Names : JAPAN: Musuji-sokodara.

Literature : Okamura, Amaoka & Mitami, eds (1982).

Remarks : The description and illustrations are from Okamura's (1982) original description. Additional non-type specimens from the Kyushu-Palau Ridge were examined by the present author at Hokkaido University. The species is closely related to *C. longicephalus*, *C. tokiensis*, and *C. quadricristatus*, the four constituting a natural group, according to Okamura (1982: 178). *C. hexfasciatus* differs from *C. longicephalus* in having a shorter snout (2.4 to 2.7 times in head length compared with 2.2 to 2.3 in *C. longicephalus*) and a longer orbit (3.7 to 4.3 times in head length compared with 4.6 to 4.9). The snout profile and markings on the body also differ between the two. *C. tokiensis* differs slightly from *C. hexfasciatus* in orbit diameter (4.3 to 4.6 times in head length), head length (3.5 to 3.7 times in total length compared with 3.4 to 4.1 in *hexfasciatus*), and body depth (7.5 to 8.2 times in total length compared with 6.1 to 7.4). *C. quadricristatus* from the Indian Ocean is readily distinguished from the other three in having a completely scaled underside of head.

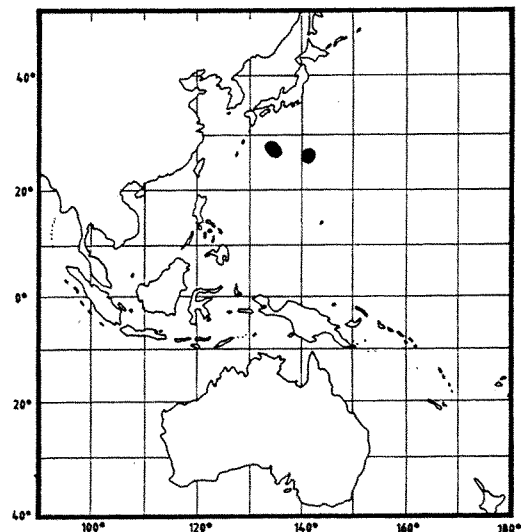


Fig. 375

Coelorinchus innotabilis McCulloch, 1907

Fig. 376

MACROUR Coel 19

Scientific Name with Reference : *Coelorhynchus innotabilis* McCulloch, 1907, *Rec.Austr.Mus.Sydney*, 6:348, pl. 63, figs 2,2a (56 km east of Sydney, 1 463 m).

Synonyms : None

FAO Names : En - Notable whiptail.

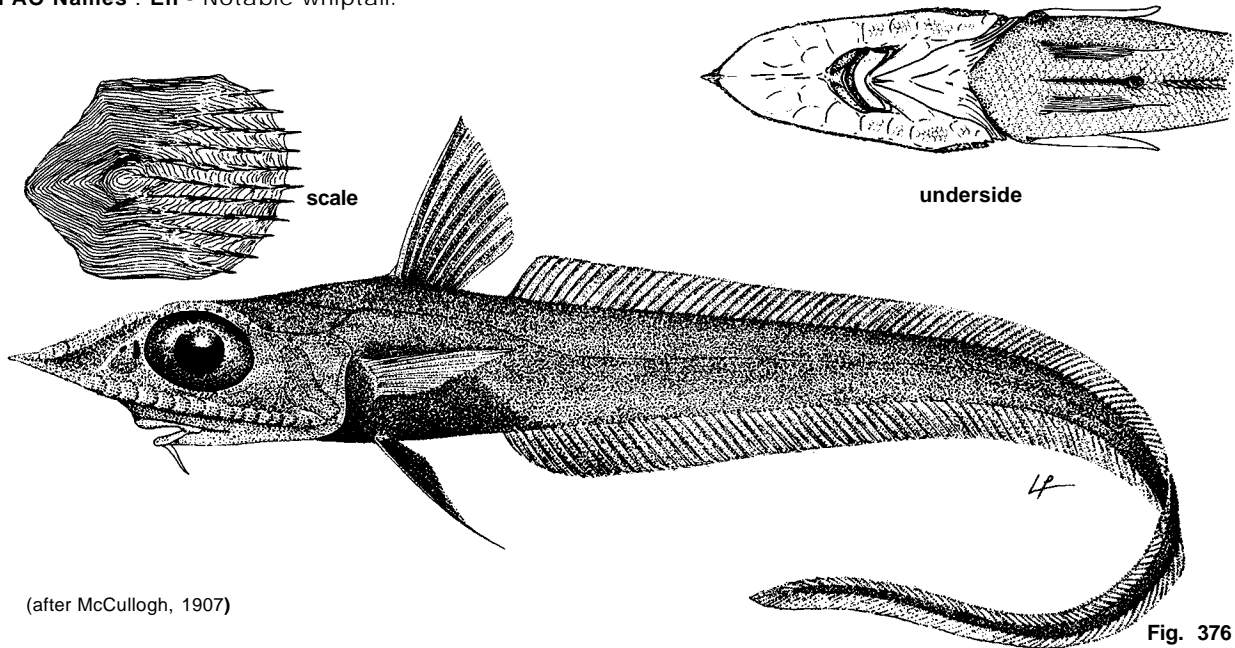


Fig. 376

(after McCulloch, 1907)

Diagnostic Features : Snout long (40 to 46% of head length), sharply pointed, dorsal profile concave, its anterolateral margin sharp, completely supported by bone; orbits 29 to 34% of head length; upper jaw 19 to 22% of head length; barbel 5 to 9% of head length; teeth small, in broad bands in both jaws; premaxillary band short, falling well short of posterior mouth angle; mandibular band long, tapering to few teeth, wide posteriorly, ending at mouth angle; inner gill rakers on first arch 1 or 2 + 6 or 7; head ridges narrow and sharp, no supraoccipital scutes; post-temporal scute developed; underside of head mostly naked although small, thin, deciduous, non-spinulated scales are clustered near mouth and onto preopercle; area located dorsally behind anterolateral margins of snout generally naked or with thin cycloid scales. First dorsal fin with 2 spines and 9 or 10 rays, its height less than postrostral length of head; pectoral fin rays i15 to i19. Light organ small, not readily visible from exterior, connected to periproct by a short stalk, much closer to pelvic fin insertions than to anal fin origin; anus slightly removed from anal fin origin. Scales large, fairly deciduous, covered with small, sharp, reclined spinules aligned in about 4 to 14 essentially parallel rows; scale rows below midbase of first dorsal fin 4.5 to 6. Swimbladder large, oval; 4 large retia mirabilia. Pyloric caeca 7 to 12. **Colour**: overall pale ochre; fins dusky to blackish (pelvics); abdomen bluish below upper level of pectoral fin base; mouth and gill cavities black.

Geographical Distribution : Tasmania, southeast Australia (NSW), New Zealand (Fig. 377).

Habitat and Biology : Benthopelagic in 554 to 1 463 m. Feeds on gastropods, bivalves, polychaetes, and percarid crustaceans. Near-ripe ova were found in a specimen taken in late March (McCann & McKnight, 1980).

Size : To at least 32 cm total length.

Interest to Fisheries : Common in trawl catches between 600 and 1 000 m off Tasmania.

Local Names : AUSTRALIA: Longnose rattail, Notable whiptail.

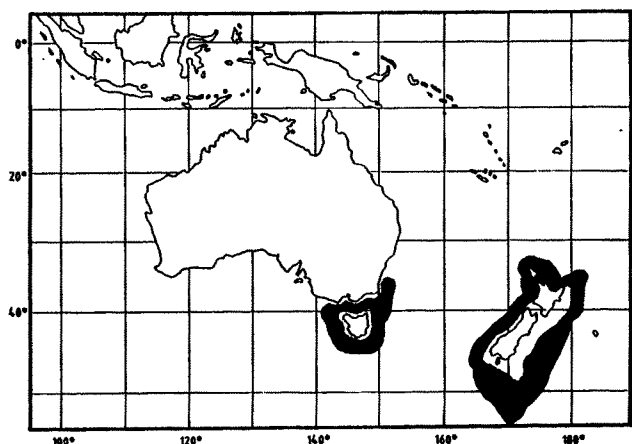


Fig. 377

Literature : Iwamoto (1978, in part); McCann & McKnight, 1980; Last *et al.* (1983: fig. 21.14 from Iwamoto, 1978, represents an undescribed species).

Remarks : The Chilean specimen that Iwamoto (1978:329) reported under this name actually represents a closely related, but undescribed species. Two specimens of *C. kaiyomaru* Arai & Iwamoto, 1979, were also mixed with Iwamoto's material. *C. karrerae* Trunov, 1984 is a closely related species that differs chiefly in its more attenuated snout.

Coelorinchus japonicus (Temminck & Schlegel, 1842)

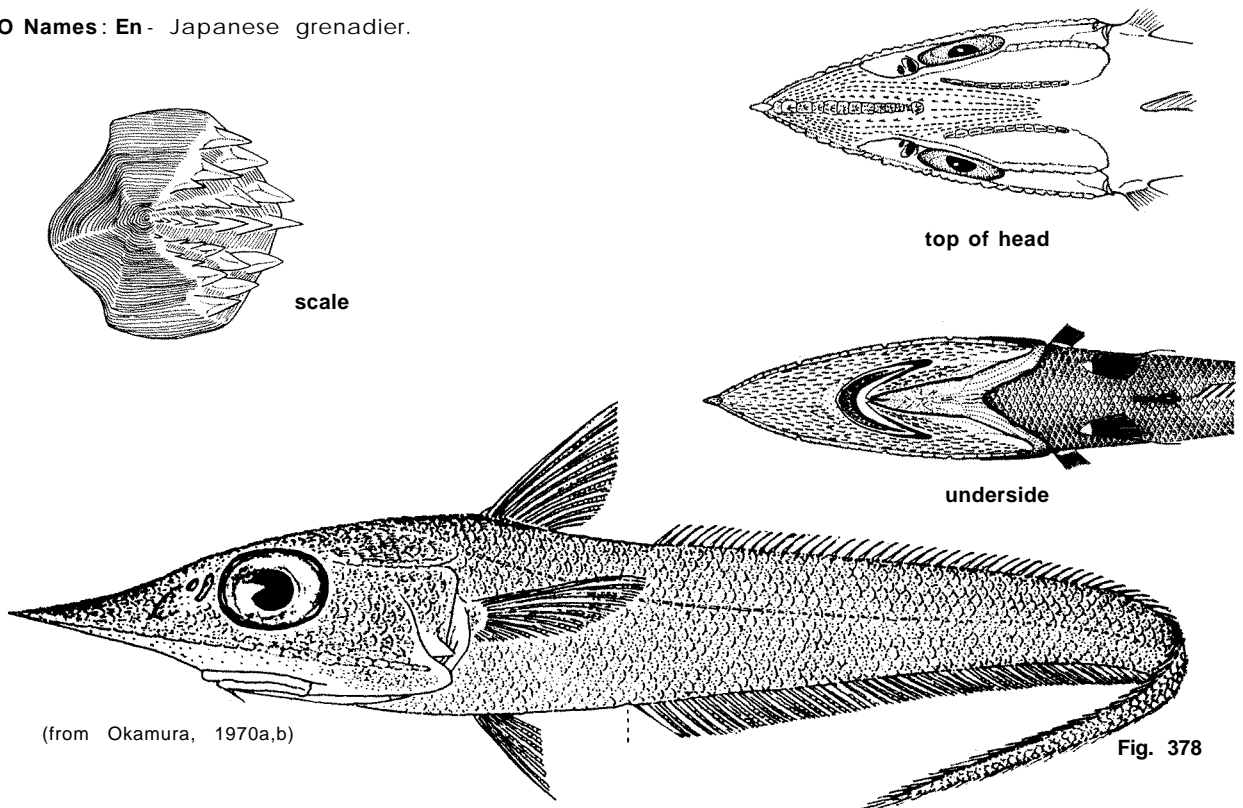
Fig. 378

MACROUR Coel 20

Scientific Name with Reference : *Macrurus japonicus* Temminck & Schlegel, 1842, Pisces in Von Siebold, *Fauna Japonica* 2:256 (Japan).

Synonyms : *Coelorhynchus japonicus* - Jordan & Gilbert 1904.

FAO Names: En - Japanese grenadier.



Diagnostic Features : Snout long, sharply pointed, 42 to 44% of head length, its anterolateral margin completely supported by bone; orbit 21 to 26% of head length, somewhat shorter than upper jaw, which is 29 to 34% of head length; inner gill rakers on first arch 0 to 2 + 5 to 7; head ridges prominently demarcated by stout, spiny scales; supraoccipital ridge developed; most head scales with single ridge of sharp spinules; underside of head scaled. First dorsal fin with 2 spines and 8 to 10 rays, its height less than postrostral length of head; pectoral fin rays i17 to i19. Light organ short, 2.4 to 4.1 times into orbit. Body scales rather small, covered with 3 to 6 divergent, keel-like rows of imbricate spinules, the posteriormost in the middle row usually largest and with 3 struts; scale rows below midbase of first dorsal fin 5.5 to 6.5. Pyloric caeca 41 to 60. **Colour**: greyish to brownish, without prominent markings; mouth cavity grey; gill cavities and distal third of first dorsal fin blackish.

Geographical Distribution : Southern Japan (and possibly much wider) (Fig. 379).

Habitat and Biology : Benthopelagic in 300 to 1 000 m, with larger fish in deeper waters. Feeds on euphausiids, prawns, benthic fishes, isopods, and polychaetes. Spawning season apparently in early spring, when mature fish believed to migrate to shallower waters.

Size : To 75 cm total length.

Interest to Fisheries : Taken by trawlers, but no separate catch statistics recorded.

Local Names : JAPAN: Tojin.

Literature : Günther (1887); Steindachner & Döderlein (1887); Jordan & Gilbert (1904); Okamura (1970).

Remarks : Okamura (1970:186) and subsequent authors give the distribution as wide ranging ".....throughout the tropic and subtropic regions of Indo-western Pacific," but the author found no references to specimens that would support such a distribution. His search of the literature revealed supportive material only from off southern Japan and possibly to the Kyushu-Palau Ridge (Okamura *et al.* 1982). Weber's (1913) specimens of "*Coelorhynchus japonicus*" from SIBOGA expeditions to the East Indies have been attributed to *C. acantholepis* Gilbert & Hubbs, 1920.

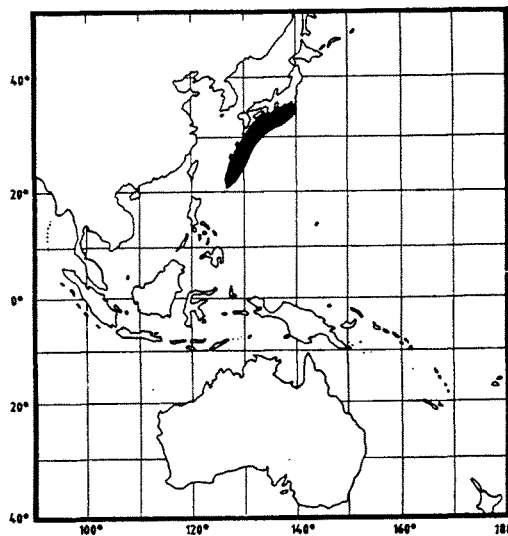


Fig. 379

***Coelorinchus kaiyomaru* Arai & Iwamoto, 1979**

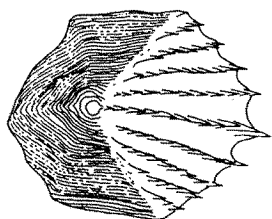
Fig. 380

MACROUR Coel 21

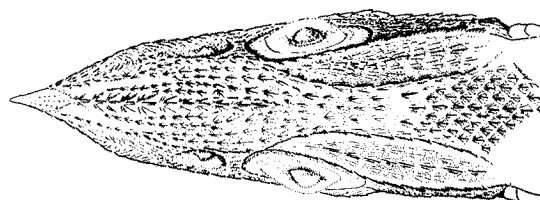
Scientific Name with Reference : *Coelorinchus kaiyomaru* Arai & Iwamoto, 1979, *Japan.J.Ichthyol.*, 26(3):238 (Chatham Rise, east of New Zealand, 1 006 to 1 050 m).

Synonyms : *Coelorinchus innotabilis* (non McCulloch,1907)-Iwamoto, 1978 (in part).

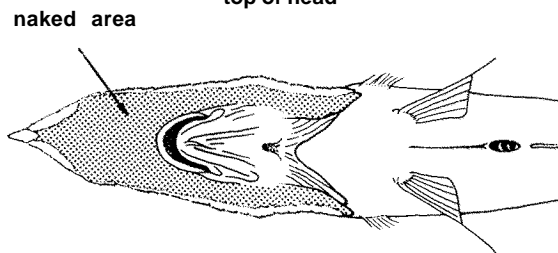
FAO Names : En -Campbell whiptail.



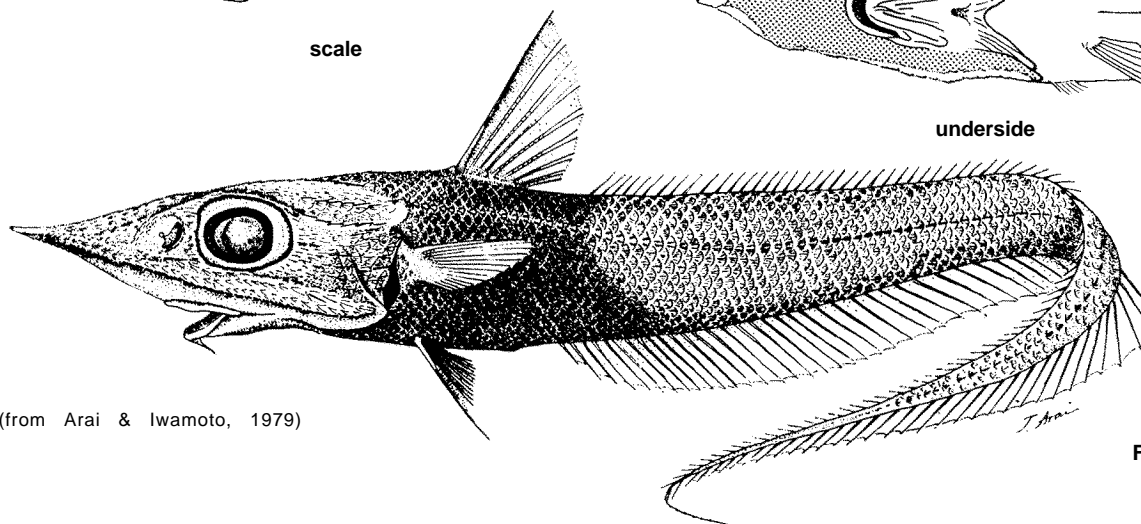
scale



top of head



underside



(from Arai & Iwamoto, 1979)

Fig. 380

Diagnostic Features : Snout long, sharply pointed, 43 to 48% of head length, much longer than orbit diameter; anterolateral margin sharp, but incompletely supported by bone; orbits 24 to 30% of head length; upper jaw 16 to 23% of head length; barbel 5.1 to 7.5% of head length; small teeth in bands in both jaws, upper jaw band short, not extending to end of rictus; lower jaw band tapered, extending to end of rictus; inner gill rakers on first arch 1 or 2 + 5 to 7; no supra-occipital scute, post-temporal ridge scarcely developed; underside of head generally naked, except for characteristic overlapping scales along leading edge of snout; dorsally, snout almost entirely scaled. First dorsal fin with 2 spines and 7 to 10 rays (usually 8 or 9), its height about equal to or usually less than postrostral length of head; pectoral fin rays i16 to i20. Light organ small, short; gland rounded, depressed, immediately anterior to periproct region, a dark streak extends forward to level of pelvic fin bases; anus slightly removed from anal fin origin. Scales large, fairly deciduous, spinules short, imbricate, aligned in 8 to 10 (in larger specimens), slightly divergent rows; scale rows below first dorsal fin base 4.5 to 5.5. Pyloric caeca 10 to 15, long and slender (about 0.8 to 0.9 times into orbit diameter). **Colour**: grey-brown overall, entire trunk completely encircled by bluish band; underside of head dusky to densely punctate; orbit rim black; fins blackish to dusky, membrane behind spinous second dorsal ray black; mouth and gill cavities black.

Geographical Distribution : New Zealand, Tasmania, Falkland/Malvinas Islands; Southeastern Atlantic off Cough and Discovery tablemounts (Fig. 381).

Habitat and Biology : Benthopelagic in 845 to 1 050 m (2.8 to 5.0°C) in the Pacific, and 340 to 1 360 m in the Atlantic. Feeds on deep-sea decapod crustaceans, gastropods, and polychaetes.

Size : To at least 43 cm total length.

Interest to Fisheries : None, although probably taken occasionally in by-catch of commercially important fishes.

Literature : Arai & Iwamoto (1979); McMillan & McKnight (1980); Trunov (1984).

Remarks : This species is easily recognized by the dark band encircling the trunk. It is currently known from widely separated localities in the southern hemisphere and will probably be found in intervening areas with more collecting.

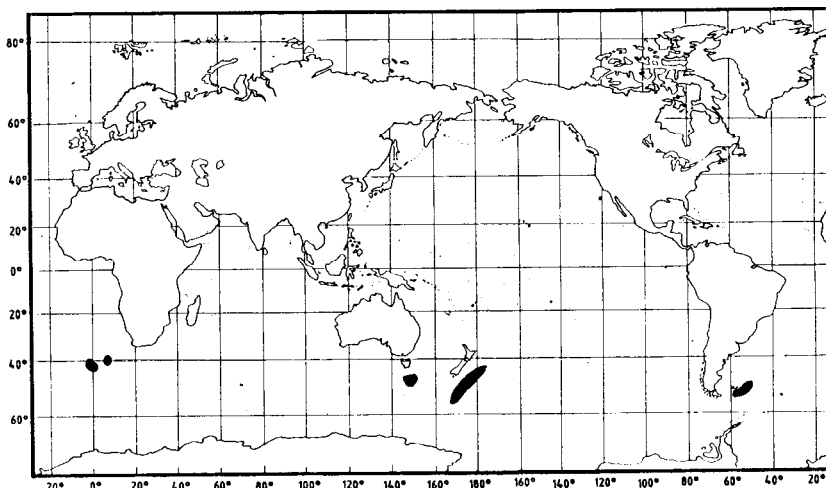


Fig. 381

Coelorhynchus kamoharai Matsubara, 1943

Fig. 382

MACROUR Coel 22

Scientific Name with Reference : *Coelorhynchus kamoharai* Matsubara, 1943, J. Sigenkagaku Kenkyusyo, 1(2): 136, fig. 4 (Suruga Bay, Japan).

Synonyms : *Coelorhynchus parallelus* (non Günther, 1877) - Kamohara, 1938.

FAO Names : En - Kamohara grenadier.

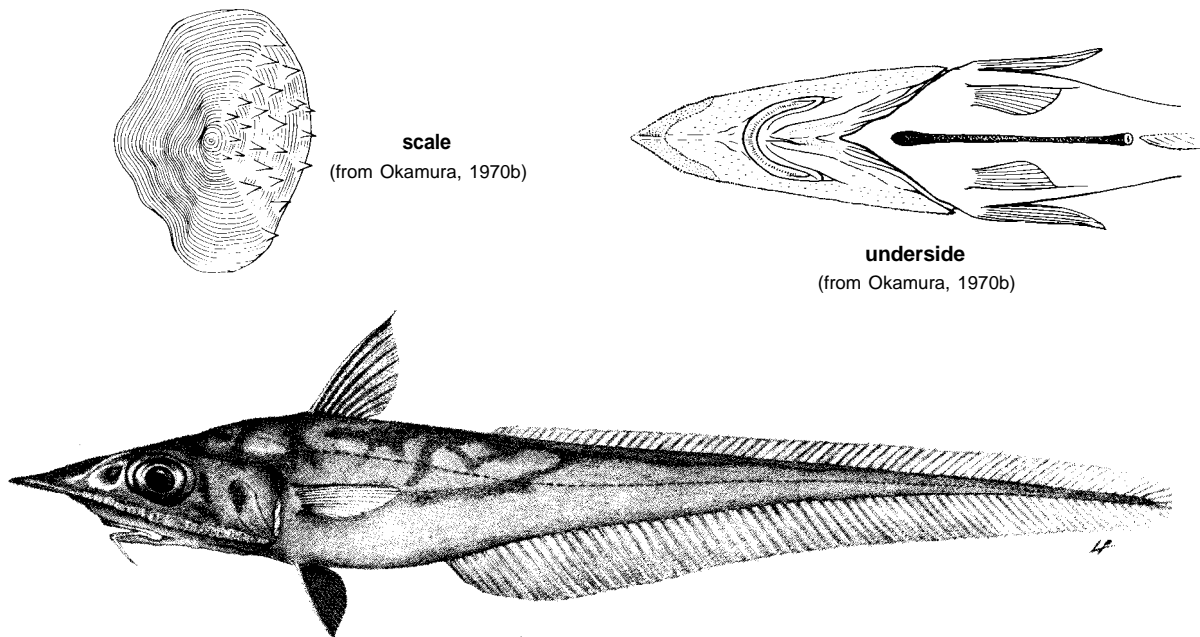


Fig. 382

Diagnostic Features : Snout long, sharply pointed, 31 to 37% of head length, anterolateral margin incompletely supported by bone; orbits 24 to 29% of head length, somewhat shorter than upper jaw (28 to 34% of head length); teeth cardiform, in long tapered bands in premaxillae, in a narrow band in mandible, teeth bands of both jaws extend to end of rictus; inner gill rakers on first arch 1 or 2 + 8 to 10; head ridges not strongly developed; characteristic broad scales on underside behind leading edge of snout; underside of head and mandibular rami otherwise naked, but densely covered with unpaired black papillae. First dorsal fin with 2 spines and 8 to 10 rays, its greatest height less than postrostral length of head; pectoral fin rays i15 to i19. Black streak of light organ long, extending from anus to near isthmus, anteriorly expanded but scale covered. Scales thin, deciduous; spinules on body scales short, broad-based, widely spaced, arranged in quincunx order; scale rows below midbase of first dorsal fin about 3.5 to 4. Pyloric caeca 7 to 13. **Colour**: light brown, irregularly blotched or mottled on dorsum above midlateral line, silvery over abdominal region; median nasal process black; gular and branchiostegal membranes heavily punctate; mouth and gill cavities whitish; fins dusky or punctate, first dorsal fin blackish.

Geographical Distribution : Southern Japan, south to Taiwan Island (Fig. 383).

Habitat and Biology : Benthopelagic in about 220 to 400 m depth.

Size : To at least 28 cm total length.

Interest to Fisheries : Taken by trawlers, but no separate catch statistics recorded.

Local Names : JAPAN: Ichimonji-hige.

Literature : Okamura (1970a); Yatou in Okamura & Kitajima, 1984.

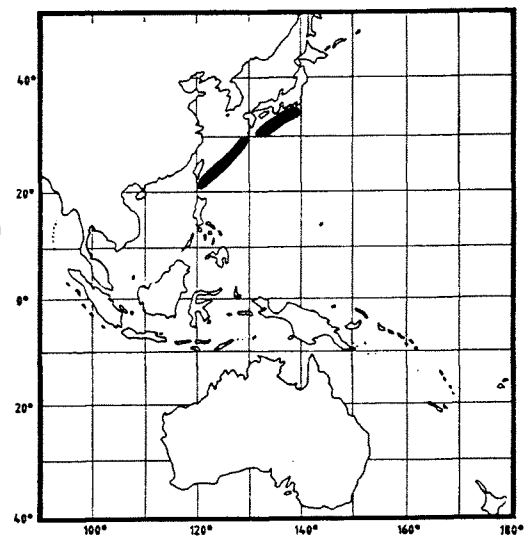


Fig. 383

Coelorinchus karrerae Trunov, 1984

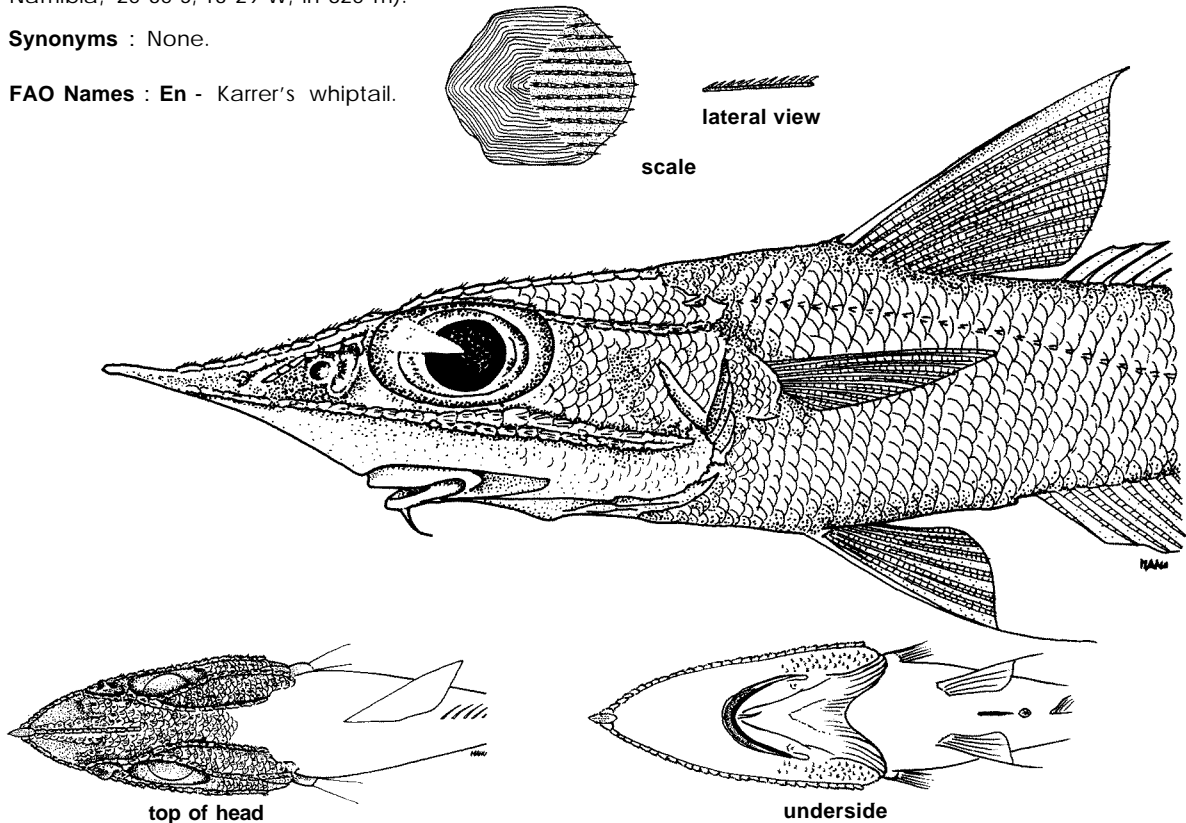
Fig. 384

MACROUR Coel 23

Scientific Name with Reference : *Coelorinchus karrerae* Trunov, 1984, *Voprosy Iktiologii* t.24, vol.3:359, fig.3 (off Namibia, 25°35'S, 13°29'W, in 825 m).

Synonyms : None.

FAO Names : En - Karrer's whiptail.



(after Trunov, 1984)

Fig. 384

Diagnostic Features : Snout long (41 to 46% of head length), attenuated, sharply pointed, its anterolateral margin completely supported by bone; orbits 27 to 31% of head length, outline somewhat squared off at anterior end; posterior nostril large 8 to 12% of head length; mouth small, inferior, opening restricted at posterior angle; teeth in broad bands in both jaws; premaxillary band short, ending short of angle of mouth; mandibular band longer, tapered; inner gill rakers on first arch 7-9 total; head ridges narrow, sharply spined, underside of head mostly naked except posteriorly behind level of mouth angle, where there are patches of thin, deciduous scales; nasal fossa naked;

dorsally behind anterolateral margins of snout naked or with thin, deciduous scales first dorsal fin with 2 spines and 8 to 10 rays, its height less than postrostral length of head; pectoral fin rays i17 to i19. Light organ small, externally apparent as a blackish streak extending forward of anus to between pelvic fins; anus removed from anal fin by 2 or 3 scale rows. Body scales rather deciduous, covered with as many as 16 parallel rows of small, conical spinules; scale rows below midbase of first dorsal fin 5 1/2 to 7 1/2. Swimbladder large, oval, with 4 retia mirabilia. Pyloric caeca 7 to 10. **Colour**: light brown to swarthy; abdominal region bluish; fins dusky to blackish; mouth and gill cavities blackish.

Geographical Distribution : Southeast Atlantic off Valdivia Bank, Discovery Tablemount, Namibia; Indian Ocean off Madagascar Ridge, Saya de Malha Bank, Broken (West Australian) Ridge (Fig. 385).

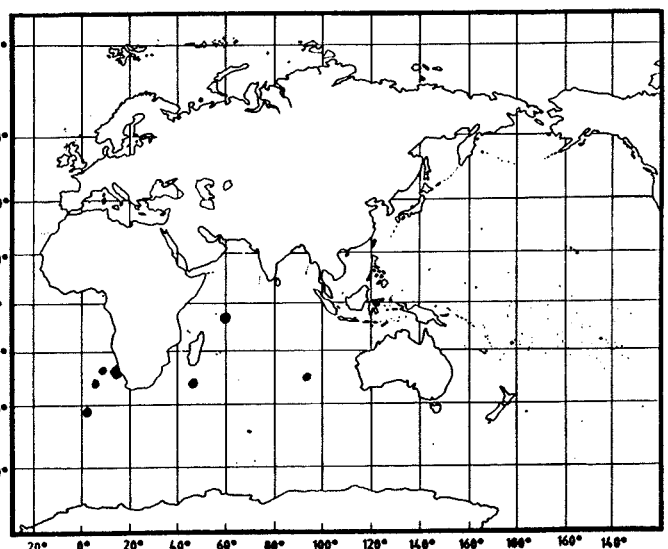


Fig. 385

Habitat and Biology : Benthopelagic in 500 to 1 150 m.

Size : To at least 35 cm total length.

Interest to Fisheries : A small species, but common where found; not now utilized by commercial fisheries.

Literature : Trunov (1984).

Remarks : *Coelorinchus karrerae* is very close to *C. innotabilis* from Australia and New Zealand, but differs primarily in having a more slender snout. Viewed from above, the sides of the snout are gently convex, whereas in *C. innotabilis* the sides are more convex.

***Coelorinchus kishinouyei* Jordan & Snyder, 1900**

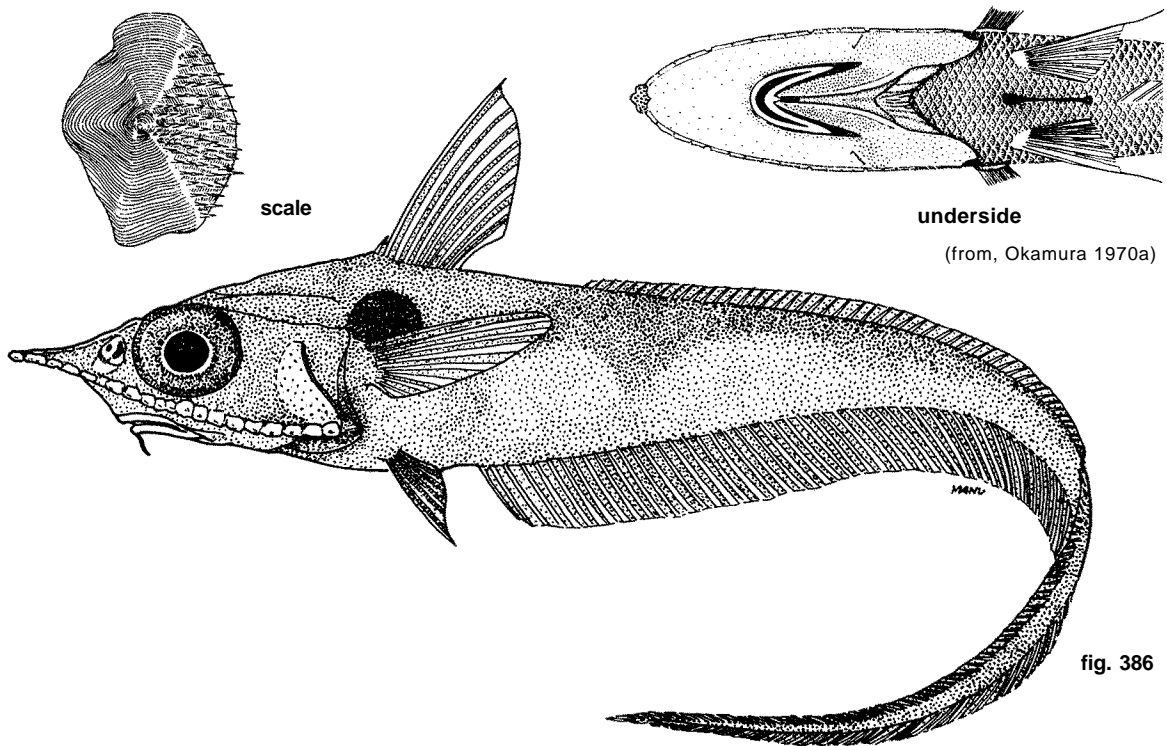
Fig. 386

MACROUR Coel 24

Scientific Name with Reference : *Coelorhynchus kishinouyei* Jordan & Snyder, 1900, Proc.U.S.Natl. Mus., 23:376, pl. 20 (Misaki, Japan).

Synonyms : None

FAO Names : En · Mugura grenadier.



Diagnostic Features : Snout 33 to 45% of head length, its anterolateral margin convex and completely supported by bone; broad triangular naked areas on dorsal surface; the terminal scute small, blunt, trifid, poorly defined in larger individuals; orbit diameter 31 to 38% of head length; upper jaw 23 to 29% of head length; premaxillary teeth in broad, short bands extending 2/3 of length of rictus; mandibular teeth in a broad tapered band extending to end of rictus; inner gill rakers on first arch 0 to 2 + 7 or 8; space between nasal fossa and suborbital ridge naked; underside of head (except for a few small scales below infraorbital-preopercle ridge junction) naked; head ridges relatively strong. First dorsal fin with 2 spines and 8 to 10 rays, its height about equal to postrostral length of head; pectoral fin rays i15 to i19. The blackish streak of the light organ extends forward of vent to between pelvic fin bases, expanded into a naked fossa anteriorly; anus removed from anal fin by 2 or 3 scale rows. Body scales rather large, covered with 8 to 17 parallel to slightly divergent rows of short, slender spinules; scale rows below midbase of first dorsal fin 3.5 to 4.5. Pyloric caeca 19 to 26. **Colour**: light brown overall; a large ocellated black blotch above and behind pectoral fin bases; a fainter saddle below anterior end of second dorsal fin extending 2 or 3 rows below lateral line; underside of head with scattered, often dense punctuations; mouth cavity whitish; gill cavity blackish; fins generally dusky, but pelvics blackish.

Geographical Distribution : Southern Japan (Fig. 387).

Habitat and Biology : Benthopelagic in 250 to 450 m (8 to 12°C). Feeds primarily on polychaetes, with crustaceans of minor importance. Spawns apparently between February and April.

Size : To 36 cm.

Interest to Fisheries : Taken by trawlers, but no separate statistics are maintained.

Local Names : JAPAN: Mugura-hige.

Literature : Okamura (1970a)

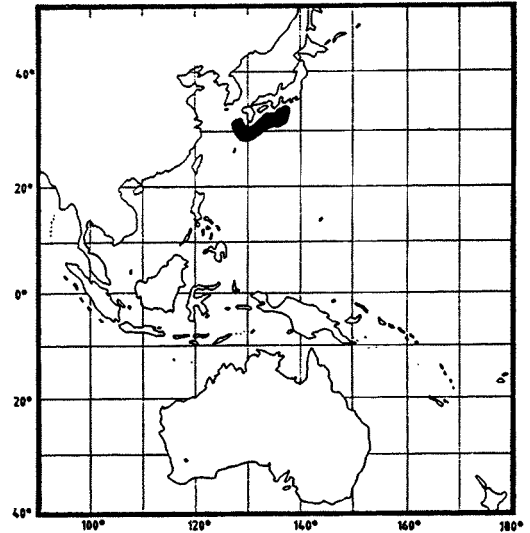


Fig. 387

Coelorhynchus labiatus (Koehler, 1896)

Fig. 388

MACROUR Coel 25

Scientific Name with Reference : *Macrurus labiatus* Koehler, 1896, Ann. Univ. Lyon, 26: 497, pl. 27, figs. 7,8 (Bay of Biscay, 570-700 m).

Synonyms : *Macrurus japonicus* -- Vaillant, 1888 [non Temminck & Schlegel]; *Cofyphaenoides (Coelorhynchus) talismani* Collett, 1905; *Macrurus (Coelorhynchus) talismani* -- Murray & Hjort, 1912; *Coelorhynchus talismani* -- Gilbert & Hubbs, 1916; *Coelorhynchus vaillanti* -- Roule, 1919; *Oxygadus labiatus* -- Grey, 1956; *Coelorhynchus labiatus* -- Tortonese, 1970.

FAO Names : En - Spearsnouted grenadier.

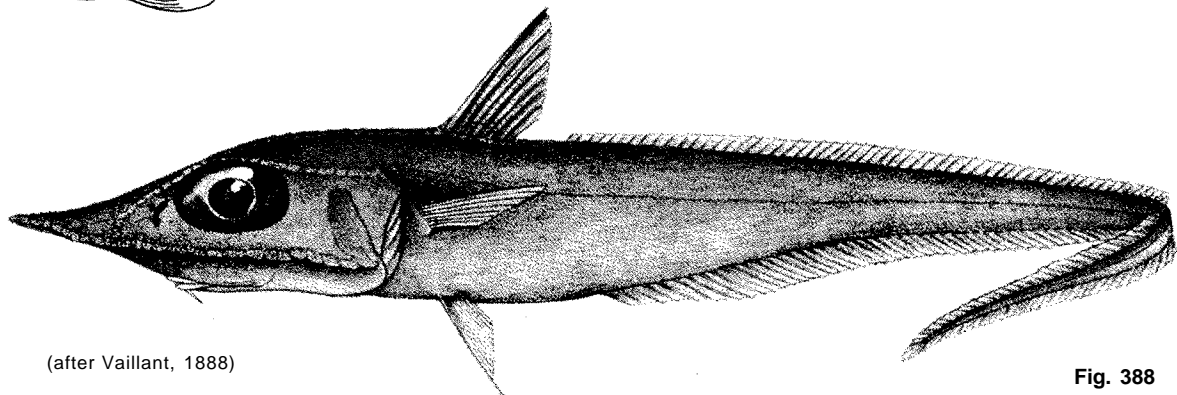

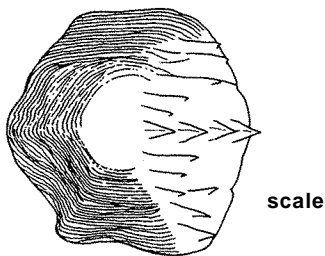


Fig. 388

Diagnostic Features : Snout long, sharply pointed, 45 to 49% of head length, its anterolateral margin almost completely supported by bone (a narrow gap between median and lateral processes of nasal bone); terminal snout scute elongated, pointed; orbit diameter 26 to 28% of head length, equal to or usually greater than postorbital length (postorbital 1.0 to 1.1 times into orbit diameter), orbit diameter 1.6 to 1.88 times into snout; subopercle projecting as a narrow flap; mouth small, upper jaw length much less than orbit diameter; barbel about 4 times into orbit diameter; teeth in upper jaw in a broad short band that falls well short of end of rictus; lower jaw teeth in a long, moderately broad band that extends beyond angle of mouth; inner gill rakers on first and second arches 7 to 9 total; underside of head entirely naked; dorsal surfaces of head with broad areas behind anterolateral snout margins either naked or with small, thin scales; shelf below orbits also similarly naked or sparsely scaled; head ridges strong and coarsely spined. First dorsal fin with 2 spinous and 7 to 9 segmented rays, the fin much shorter than the postrostral length of head; pectoral fin rays i16 to i19. Light organ short, not externally visible; anus at anal fin. Body scales with a prominent median keel composed of overlapping triangular spinules, the largest set at an angle of about 45 degrees; 3 to 7 smaller, shorter, parallel rows on either side. **Colour**: overall greyish, underside of head pale; a prominent black ring around eye; mouth and gill cavities blackish; first dorsal fin uniformly dusky

Geographical Distribution : Eastern North Atlantic (Fig. 389).

Habitat and Biology : Benthopelagic in 460-2 220 m depth. Feeds primarily on small fish and bottom-living crustaceans.

Size : To more than 50 cm total length.

Interest to Fisheries : Currently of no commercial importance, as far as known.

Literature : Vaillant (1888); Koehler (1896); Farran (1924); Koefoed (1927); Marshall & Iwamoto (*in* Marshall 1973).

Remarks : Marshall & Iwamoto (*in* Marshall, 1973) erroneously synonymized the species with *C. occa*, but the two are quite distinct, as indicated in the key and in the description of *C. occa*.

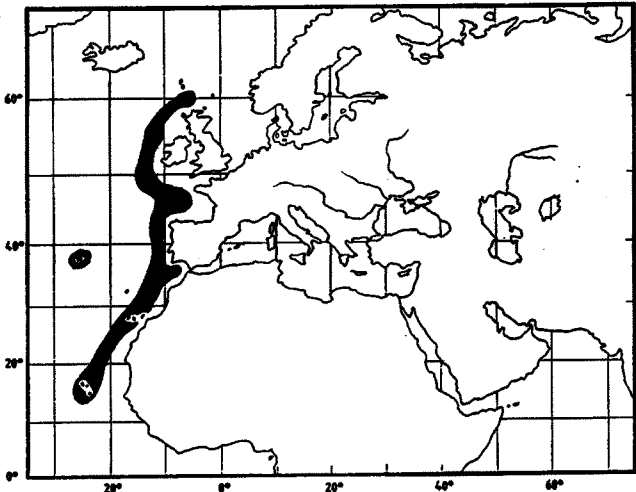


Fig. 389

Coelorinchus longicephalus Okamura, 1982

Fig. 390

MACROUR Coel 26

Scientific Name with Reference : *Coelorinchus longicephalus* Okamura, 1982, *Fishes of the Kyushu-Palau Ridge and Tosa Bay*, p. 176 (Kyushu-Palau Ridge, 27°54-2'N, 134°39.5'E, 700 m).

Synonyms : None

FAO Names : En- Longhead grenadier

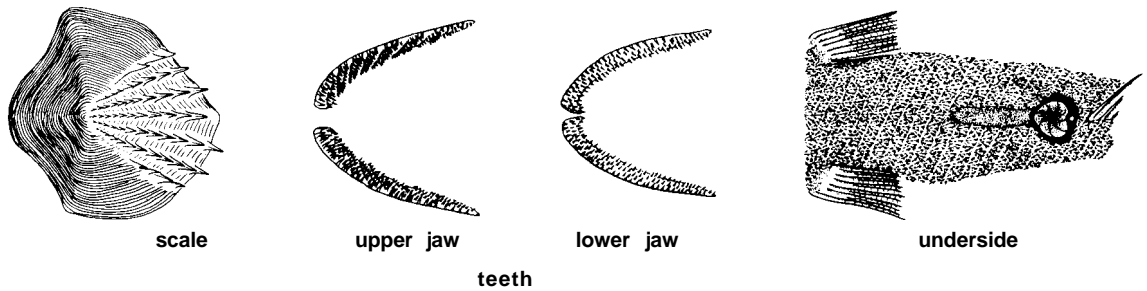
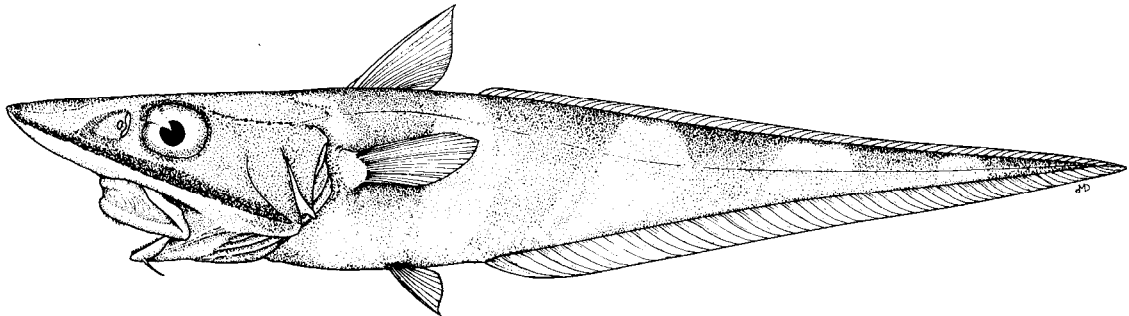
(from Okamura *in* Okamura *et al.*, 1982)(after Okamura, *in* Okamura *et al.*, 1982)

Fig. 390

Diagnostic Features : Head large, 3.4 to 3.7 times in total length; snout long (43 to 45% of head length), and tipped with a blunt tricuspid tubercle, its anterolateral margin incompletely supported by bone; orbit diameter 20 to 22% of head length; interorbital space 18 to 22% of head length, about equal to orbit diameter; mouth large, upper jaw 28 to 31% of head length, maxillary bone extends to below posterior end of orbit; barbel short, about 2/5 to 1/2 of orbit diameter; subopercle ends in a narrow protruding tip; teeth in long, rather broad bands in both jaws; inner gill rakers on first arch 2 + 6 to 8; head ridges well developed; underside of head naked except for a small patch below preopercular angle. First dorsal fin with 2 spines and 9 rays, its height much less than postrostral length of head; pectoral fin rays i17 to i18. Light organ small, externally apparent as a narrow blackish streak extending forward of anus to about midway between pelvic fin insertions and anal fin origin. Body scales with 5 to 7 divergent rows of stout, broad spinules, the lateral rows somewhat lower than median one; scale rows below midbase of first dorsal fin 5 to 5.5. Pyloric caeca 48 to 60. **Colour**: brown but bluish over trunk; 5 or 6 broad saddle marks on body extending below lateral line (indistinct in large specimens); fins blackish except for whitish base and tip of first dorsal; and mouth bluish grey, gill cavities black.

Geographical Distribution : Kyushu-Palau Ridge (Fig. 391).

Habitat and Biology : Benthopelagic in 336 to 700 m.

Size : To at least 89 cm total length.

Interest to Fisheries : The large size attained by this species suggests that there may be some potential for commercial exploitation.

Local Names : JAPAN: Zunaga-sokodara.

Literature : Okamura, Amaoka & Mitani, eds (1982).

Remarks : The description and illustrations are from Okamura's (1982) original description. See the description for *C. hexfasciatus* for a comparison with related species.

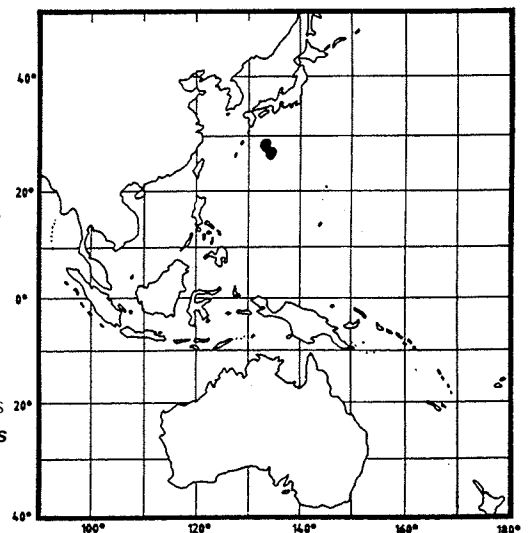


Fig. 391

Coelorinchus macrochir (Günther, 1877)

Fig. 392

MACROUR Coel 27

Scientific Name with Reference : *Macrurus macrochir* Günther, 1877, Ann.Mag.Nat.Hist., ser. 4,20:438 (Enoshima, Kagoshima Prefecture, Japan, in 631 m).

Synonyms : *Macrurus (Malacocephalus) macrochir* - Günther, 1887; *Abyssicola macrochir* - Goode & Bean, 1896; *Coelorhynchus (Abyssicola) macrochir* - Gilbert & Hubbs, 1916.

FAO Names : En - Longarm grenadier.

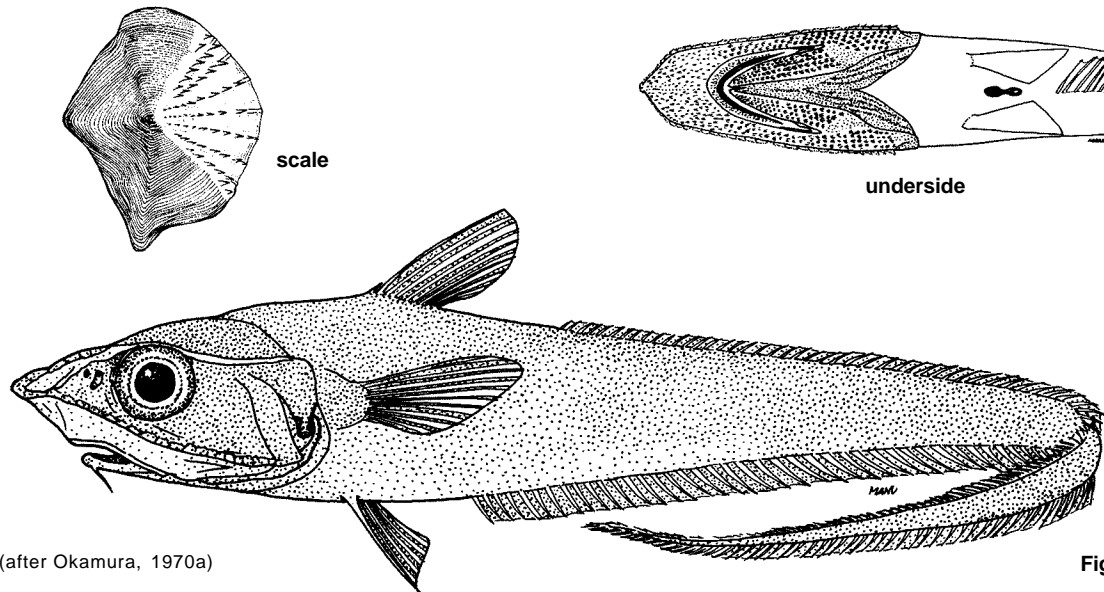


Fig. 392

Diagnostic Features : Snout tipped with a blunt tubercular scute, its length about 2.8 to 3.4 times into head length; mouth moderate in size; upper jaw 34 to 42% of head length, extending to below posterior end of orbit; orbits large, their diameter 3 to 3.7 times into head length; interorbital space 0.8 to 1.1 times into orbit diameter; barbel 3.1 to 5.6 times into orbit diameter; premaxillary teeth in about three series, the outermost slightly enlarged; mandibular teeth biserial, the inner series enlarged; inner gill rakers on first arch 1 or 2 + 9 or 10; underside of head completely scaled except for gill and gular membranes; head ridges well developed. First dorsal fin with 2 spines and 9 to 11 rays; pectoral fin rays i16 to i20. Anus about midway between pelvic and anal fins; a naked fossa of light organ immediately anterior to, but separated from periproct region. Scales covered with short, rather broad spinules arranged in 4 to 9 widely divergent rows; scales below midbase of first dorsal fin 4.5 to 6. **Colour**: overall brownish, bluish ventrally over abdomen; mouth and gill cavities blackish, but latter with whitish hyoid area and along posterior margin; fins dusky or blackish.

Geographical Distribution : Japan and East China Sea (off Kagoshima Prefecture) (Fig.393).

Habitat and Biology : Benthopelagic, in 235 to 830 m (5 to 10°C). Feeds chiefly on euphausiids, prawns, and small fishes (e.g., myctophids). Spawning occurs from winter to spring (Okamura, 1970a).

Size : To 68 cm total length.

Interest to Fisheries : The relatively large size attained and the fairly common occurrence of this species makes it of potential interest to commercial fisheries off Japan and the East China Sea.

Local Names : JAPAN: Tenaga-dara.

Literature : Okamura (1970a); Okamura (in Okamura & Kitajima, 1984).

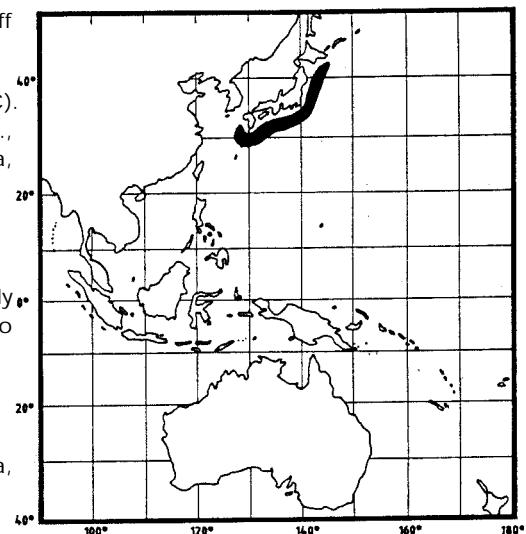


Fig. 393

Remarks : Osamu Okamura, who has studied this species and other members of the genus *Coelorhynchus* in considerable detail, has informed the author (January 1986) that the genus *Abyssicola* should be treated as a synonym of *Coelorhynchus*.

Coelorhynchus marinii Hubbs, 1934

Fig. 394

MACROUR Coel 3

Scientific Name with Reference : *Coelorhynchus marinii* Hubbs, 1934, Occas. Pap. Mus. Zool. Univ. Michigan (298): 1-9, pi. 1 (off Buenos Aires, 38°52'5, 56°20'W).

Synonyms : *Coryphaenoides barattinii* Fowler, 1943; *Coelorhynchus coelorhynchus marinii* -- Marshall & Iwamoto, 1973.

FAO Names : **En** - Marini's grenadier; **Fr** - Grenadier de Marini; **Sp** - Granadero de Marini.

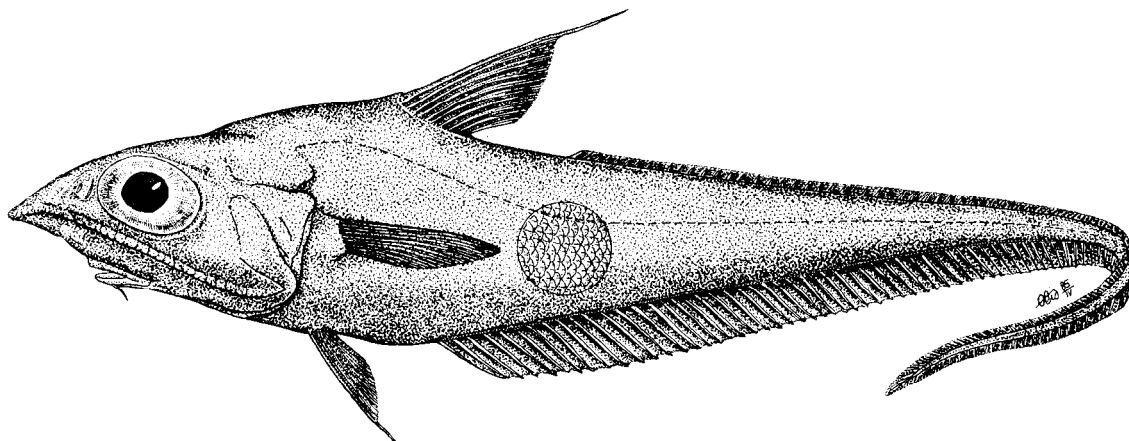


Fig. 394

Diagnostic Features : Head low, slightly deeper than broad; subopercle margin rounded, without a posteroventral projection; snout moderately pointed, 31 to 34% of head length; terminal snout scute of moderate size, not especially set off by its size or spines from adjacent scales of suborbital ridge; anterolateral margin of snout not supported by bone; orbit diameter 34 to 39% of head length; upper jaw 28 to 34% of head length; inner gill rakers on first arch 13 or 14 total; outer rakers on second arch 10 to 12 total; underside of snout with a median naked area, but most of snout and suborbital space otherwise scaled; head ridges moderately strengthened with coarse scales. First dorsal fin with 2 spines and 9 or 10 segmented rays, its height about equal to postrostral length of head; second dorsal fin rudimentary over most of its length; interspace between dorsals equal to about 1/3 length of head; outer pelvic ray slightly elongated. Scale rows below second dorsal fin origin about 6 to 6.5; most body scales covered with small fine, reclined spinules arranged in an irregular quincunx to subparallel pattern. Black naked fossa of light organ between and slightly anterior to pelvic fin bases. **Colour**: overall medium brown to swarthy, darker over abdomen and chest; underside of head peppered with small melanophores; pectoral fins dusky, their inner bases black; pelvic fins black except for whitish outermost ray; anal fin blackish, paler at base; mouth, lips and barbel pale.

Geographical Distribution : Southwestern Atlantic, from southern Brazil (about 29°S) to Antarctic (South Georgia) (Fig. 395).

Habitat and Biology : Benthopelagic in about 200 to 600 m depth.

Size : To at least 38 cm total length.

Interest to Fisheries : A bycatch of hake trawlers on the Patagonian slope.

Local Names : USSR : Dolgokhvost marini.

Literature : Marshall & Iwamoto (in Marshall, 1973); Iwamoto & Geistdoerfer (1985).

Remarks : Considered by Marshall & Iwamoto (1973) as a subspecies of *Coelorinchus coelorhincus*, but *C. marinii* can be distinguished by the more numerous gill rakers, longer outer pelvic fin ray (more than half head length), deeper body (56 to 80% of head length), and absence of distinctive body or fin markings

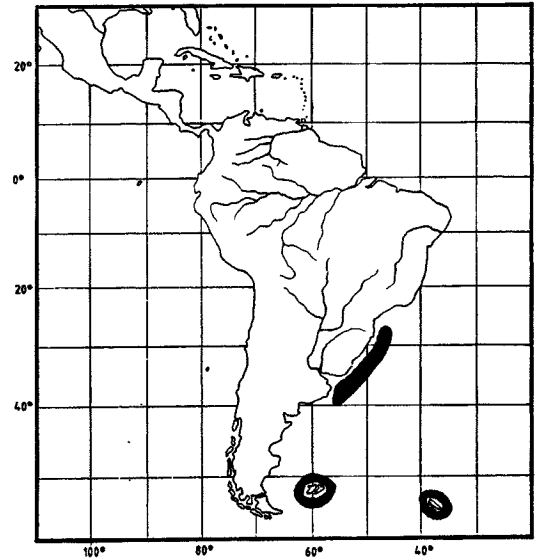


Fig. 395

Coelorinchus matamua (McCann & McKnight, 1980)

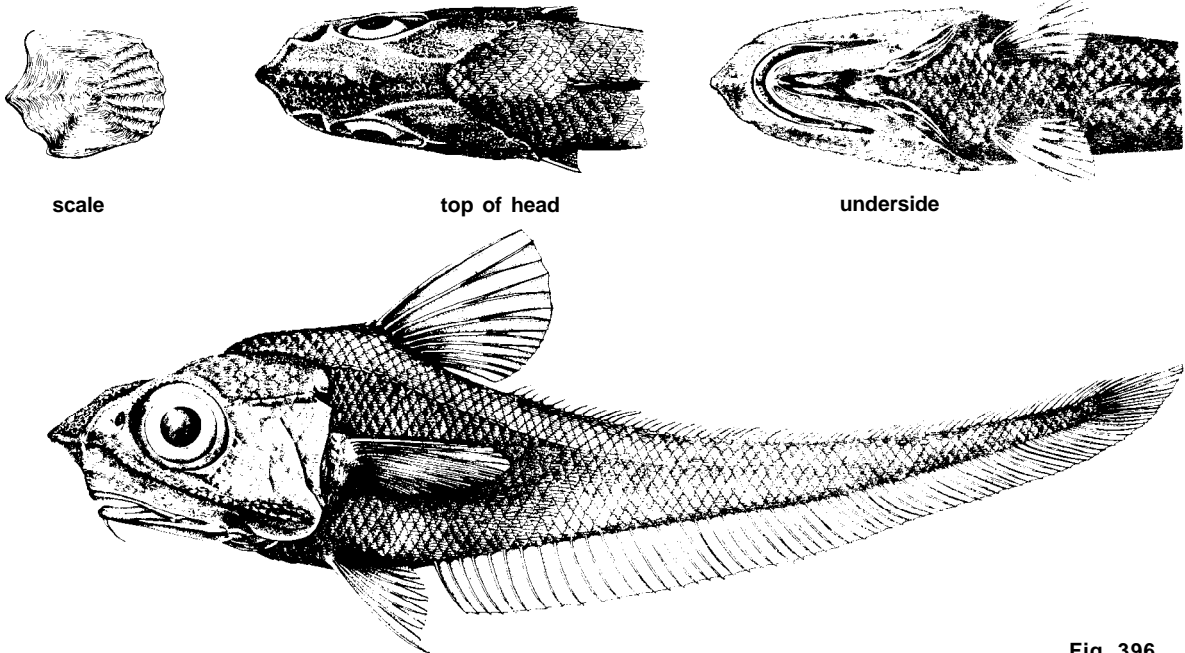
Fig. 396

MACROUR Coel 28

Scientific Name with Reference : *Mahia matamua* McCann & McKnight, 1980, *New Zeal. Oceanogr. Inst. Mem.*, 61:53 (New Zealand; 38°42.0'5, 178°33.3'E, 828 to 839 m).

Synonyms : None

FAO Names : En - Mahia whiptail.



(from Iwamoto, in Smith & Heemstra, 1986)

Fig. 396

Diagnostic Features : Snout bluntly pointed, high, narrow, its anterolateral margin incompletely supported by bone; orbits large, their diameter about 34% of head length or more, about equal to snout length; mouth rather large, unrestricted laterally; upper jaw about 35 to 40% of head length; small teeth in long, tapered bands in both jaws; head ridges with modified thickened scales but not especially spiny; suborbital ridge well defined; underside of head entirely scaled except lips and gill membranes. First dorsal fin with 2 spines and 9 rays, its height about half of head length; pectoral fin rays i16 to i17; inner gill rakers on first arch 2 + 10. Light organ a small globular gland adjacent to anus, not externally visible; anus immediately anterior to anal fin origin or removed from same by 1 or 2 scale rows. Scales large, thin; imbricate spinules in low, slightly divergent ridgelike rows (as many as 11 rows in body scales of large individuals); scales below midbase of first dorsal fin about 4.5 to 5.5. **Colour**: grey to greyish pink; a conspicuous dark blue band around abdominal area; fins and gill membranes blackish.

Geographical Distribution : New Zealand, southeastern Australia, Tasmania, southern Africa (Fig. 397).

Habitat and Biology : Benthopelagic in 450 to 1 000 m depth. Apparently feeds on fishes (myctophids) and crabs, among other items.

Size : To at least 65 cm total length.

Interest to Fisheries : Frequently taken as bycatch by trawlers in 450 to 1 000 m off Tasmania (Last *et al.* 1983); very abundant off continental slope of southern Africa.

Local Names : AUSTRALIA: Blue-banded whiptail, Mahia rattail.

Literature : McCann & McKnight (1980); Last *et al.* (1983).

Remarks : Large catches of *C. fasciatus* reported off southern Africa by Gilchrist (1921, 1922) and Gilchrist & von Bonde (1924), may, in fact, have been of *C. matamua*. If true, the species is of considerable importance as a primary prey item for the commercially valuable "stockfish" (*Merluccius capensis*) of that area. Nakamura (1986) reported the species from southern Chile, but the specimen figured is not *C. matamua* and his description does not agree with that species. The presence of *C. matamua* in Chile must therefore be considered as doubtful.

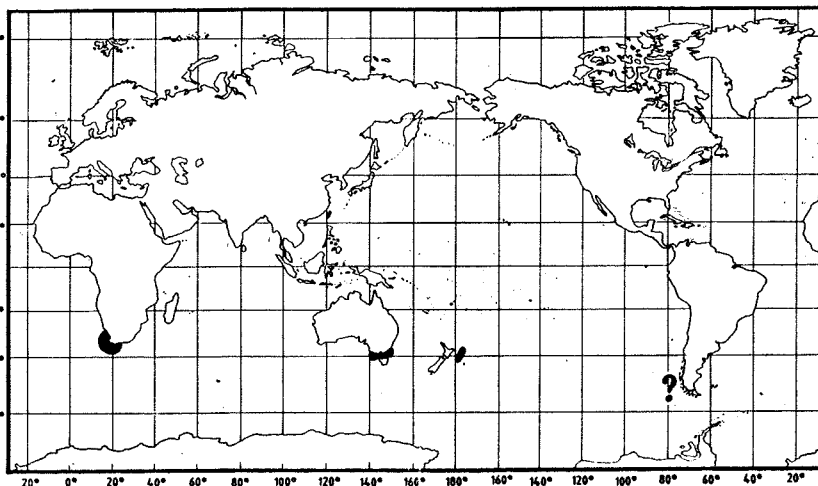


Fig. 397

Coelorhynchus multispinosus Katayama, 1942

Fig. 398

MACROUR Coel 29

Scientific Name with Reference : *Coelorhynchus multispinosus* Katayama, 1942, *Zool.Mag.*, 54(8):332, fig. 1 (San-in District, Japan).

Synonyms : *Coelorhynchus vermicularis* Matsubara, 1943; *Coelorhynchus japonicus* - Mori, 1952 (non Temminck & Schlegel, 1842).

FAO Names : En - Spearnose grenadier

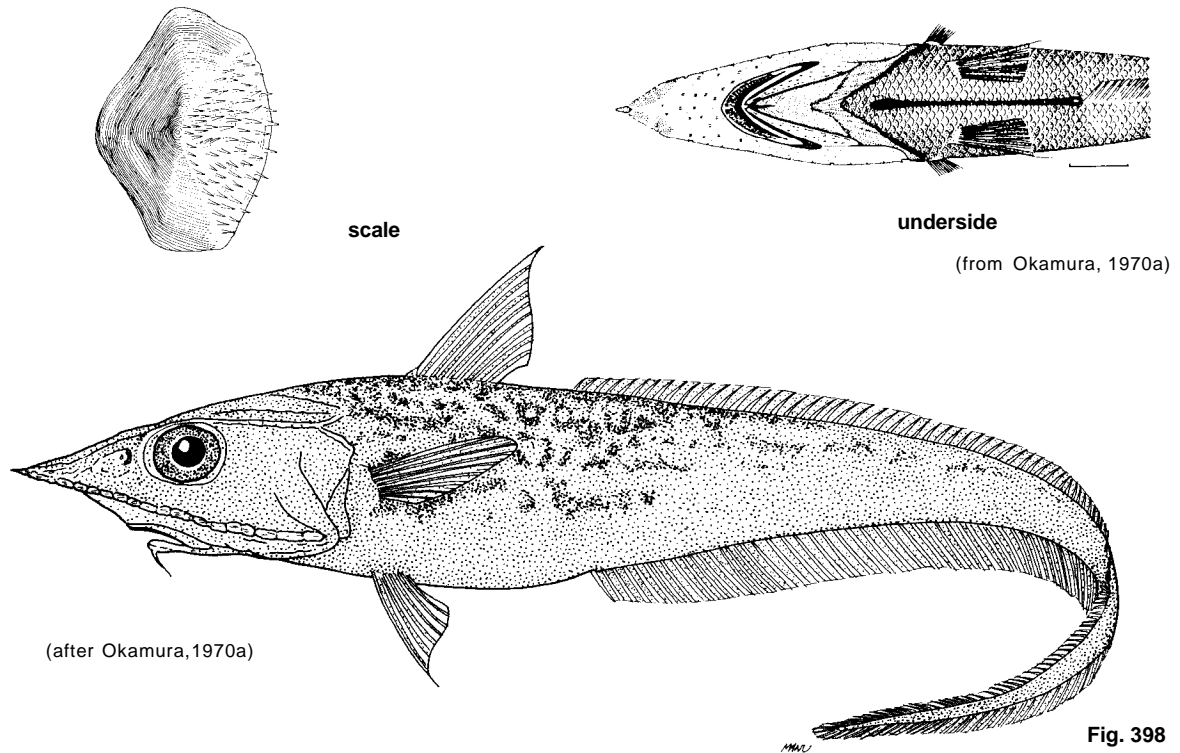


Fig. 398

Diagnostic Features : Snout long, 40 to 45% of head length, tipped with an acutely pointed scute, its anterolateral margin incompletely supported by bone; orbits moderate-sized; their diameter 22 to 27% of head length; upper jaw 27 to 31% of head length; small teeth in bands in both jaws, those in lower jaw may be in only 2 or 3 irregular series; inner gill rakers on first arch 1 or 2 + 6 to 8; head ridges not excessively spiny or coarsely developed; broad naked areas above snout; underside of head naked except for characteristic crescent-shaped patch below anterolateral margin of snout. First dorsal fin with 2 spines and 8 to 10 rays, second spinous ray less than postrostral length of head; pectoral fin rays i13 to i17. Blackish streak of light organ long, extending from anus to near isthmus. Scales thin, relatively adherent, body scales with small, slender, weak spinules (15 to 73) in quincunx order; scales below midbase of first dorsal fin 3.5 to 4.5. Pyloric caeca 11 to 20. **Colour**: greyish-brown overall, with prominent greyish vermiculations and blotches dorsally on body and nape; gular, thoracic, and perianal regions densely covered with blackish pigments; mouth whitish; gill cavity blackish, fins dusky; membrane behind second spine blackish.

Geographical Distribution : Southern Japan to East China Sea (Fig. 399).

Habitat and Biology : Benthopelagic in 150 to 300 m depth over sandy mud bottoms.

Size : To 38 cm total length.

Interest to Fisheries : An abundant species taken by trawlers, but no separate statistics maintained.

Local Names : JAPAN: Yari-hige.

Literature : Okamura (1970a); Yatou (in Okamura & Kitajima, 1984).

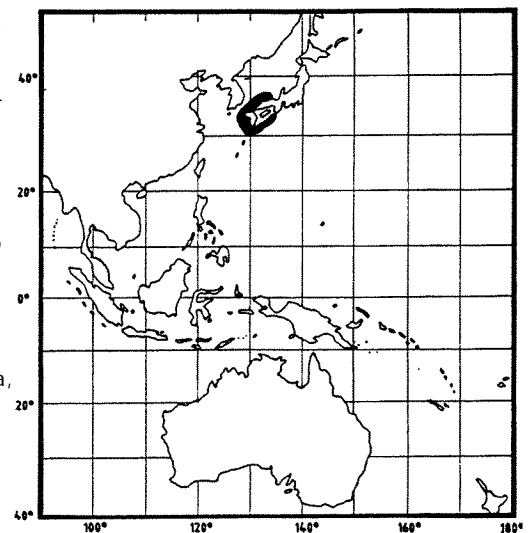


Fig. 399

Coelorinchus occa (Goode & Bean, 1885)

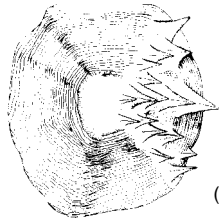
Fig. 400

MACROUR Coel 30


Scientific Name with Reference : *Macrurus occa* Goode & Bean, 1885, Proc. U.S. Natl. Mus., 8:595 (n. Gulf of Mexico; 28°34'N, 86°48'W; 613 m).

Synonyms : *Coelorhynchus occa* -- Goode & Bean, 1896; *Coelorhynchos (Oxygadus) occa* -- Gilbert & Hubbs, 1920; *Oxygadus occa* -- Parr, 1946.

FAO Names : En - Swordsnout grenadier



scale
(from Parr, 1946)



(from Goode & Bean, 1896)

Fig. 400

Diagnostic Features : Snout long, sharply pointed, 44 to 47% of head length, its anterolateral margin almost completely supported by bone (a narrow gap between median and lateral processes of nasal bone); orbit diameter 23 to 27% of head length, usually less than postorbital length, 1.74 to 2.10 times into snout length; subopercle projecting as a narrow flap; inner gill rakers on first and second arches 7 to 9 total; teeth in upper jaw in a broad, short band that does not extend the entire length of rictus; lower jaw teeth in a long, moderately tapered band extending beyond angle of mouth; head ridges strong and coarsely spined; terminal snout scute elongated, pointed, without lateral protuberances; dorsal surfaces of head completely scaled except for nasal fossa, scales atop head with spinules set in divergent rows; underside of head naked except for small isolated scales above angle of mouth and below end of preopercle ridge of occasional individuals. First dorsal fin with 2 spinous and 7 to 9 segmented rays, the fin height much shorter than postrostral length of head; pectoral fin rays i16 to i19. Body scales coarse, rough, with a prominent median keel composed of several stout triangular spinules, the largest set at 60 to 70 degrees from the horizontal; 2 to 4 much lower, subparallel to divergent rows on either side of median keel, these lateral rows often short, with some not extending to edge of scale. Light organ short, not externally visible; anus immediately before anal fin. **Colour:** swarthy to brownish, ventrally darker on abdomen, no prominent markings; mouth and gill cavities blackish; first dorsal fin uniformly dusky.

Geographical Distribution : Central North Atlantic from Florida Straits to northeastern South America; one record from Bermuda; recorded also from southeastern Atlantic (Fig. 401).

Habitat and Biology : Benthopelagic in about 400 to 2 200 m depth Feeds primarily on small fish and bottom-living crustaceans.

Size : To more than 50 cm total length.

Interest to Fisheries : Taken in fairly large numbers in 600 to 1000 m in some areas, but of no current commercial importance.

Local Names : JAPAN: Nishi-toujin

Literature : Parr (1946); Marshall & Iwamoto (in Marshall 1973) (in part); ?Trunov (1984).

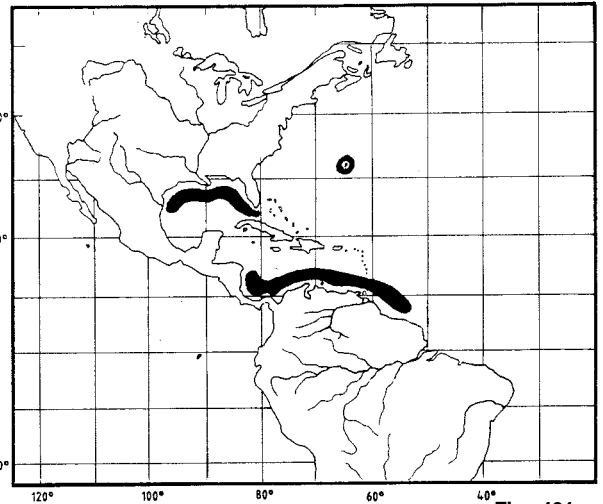


Fig. 401

Remarks : Marshall & Iwamoto (in Marshall, 1973) synonymized *C. labiatus* with this species, but suggested that it may be necessary to recognize eastern and western subspecies when additional material are compared from the two sides of the Atlantic. Examination of fresh material from the northeastern Atlantic taken by the FFS WALTHER HERWIG leaves no doubt as to the specific distinctness of the two populations. The squamation of *C. occa* is much coarser than that in *C. labiatus*, the individual spinules on body scales are set at a higher angle (60 to 70 degrees from horizontal compared with about 45 degrees), and there are fewer rows lateral to the enlarged median row (2 to 4 in *C. occa* vs. 3 to 7 in adults of *C. labiatus*). Furthermore, broad areas dorsolaterally on the snout and below the orbit are naked or sparsely scaled with thin, weak, nonspinulated scales in *C. labiatus*, whereas in *C. occa* these same areas are densely covered with small scales having erect spinules. A most notable character in fresh specimens is the prominent black eye ring in *C. labiatus* that is lacking in *C. occa*.

The distribution of *C. occa* south of northeastern South America is uncertain. Trunov's (1984) identification of specimens taken off southern Africa must be confirmed.

Coelorinchus oliverianus Phillipps, 1927

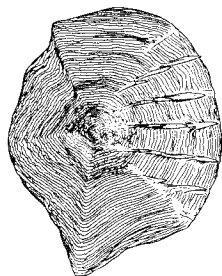
Fig. 402

MACROUR Coel 31

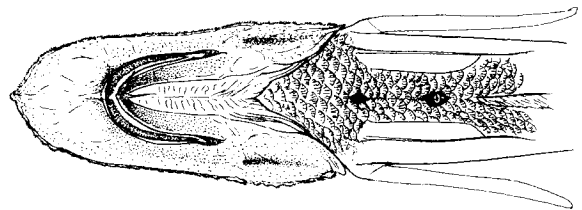
Scientific Name with Reference : *Coelorhynchus oliverianus* Phillipps, 1927a, Trans.New Zeal.Inst., 58:125 (Island Bay, New Zealand).

Synonyms : None

FAO Names : En -Hawknose grenadier



scale



underside

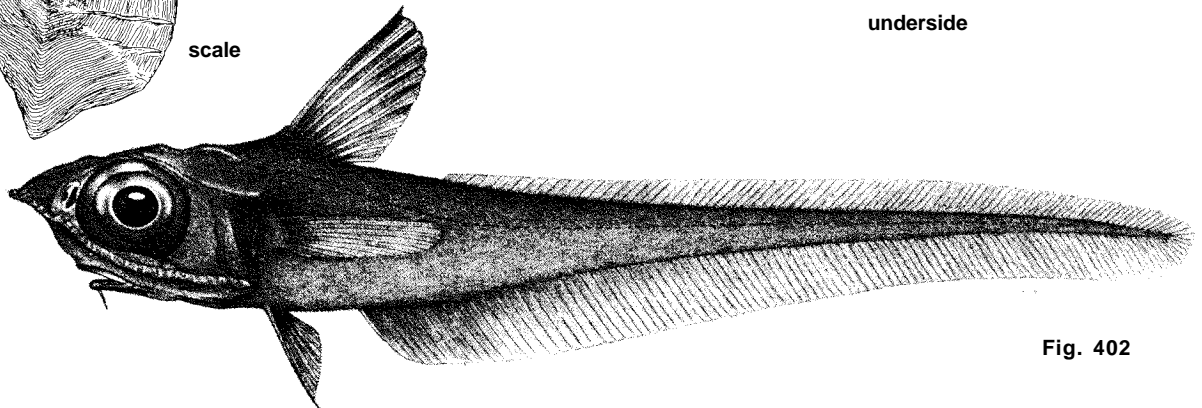


Fig. 402

Diagnostic Features : Snout bluntly pointed, high, a pronounced arch in dorsal profile, its anterolateral margin incompletely supported by bone; orbits huge, usually more than 40% of head length, much longer than snout and upper jaw, which are about 1/3 of head length; small teeth in long tapered bands in both jaws, the mandibular band about half width of premaxillary band; both extend posteriorly over 4/5 of rictus; inner gill rakers on first arch 2 + 10; head ridges narrow, conspicuous but not especially spiny except over parietal and postorbital ridges; underside of head completely naked. First dorsal fin with 2 spines and 8 to 10 rays; its height about equal to postrostral length of head; pectoral fin rays i14 to i17. Black naked fossa of light organ oval, between pelvic fin bases, separated from anus by several scale rows; anus remote from anal fin origin, separated by about 3 scale rows. Scales large, thin, rather deciduous; spinules on body scales short, conical, in 5 to 7 sparse divergent rows in large individuals; scales below midbase of first dorsal fin about 3 or 4. Pyloric caeca about 10. **Colour**: grey to grey-brown overall; head covering translucent, undersurface blackish and heavily punctate, especially around mouth and gill cover; fins dusky to blackish; mouth pale, gill cavity blackish.

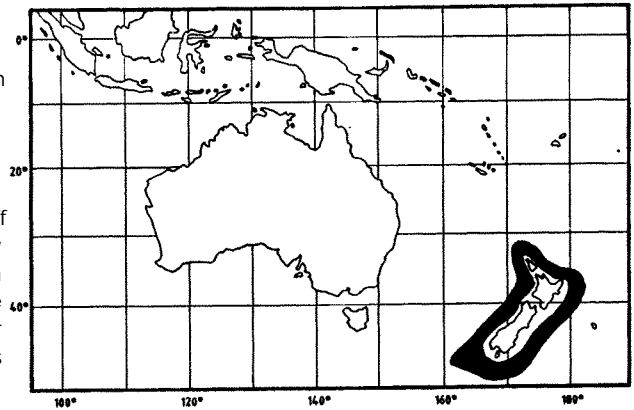
Geographical Distribution : New Zealand (Fig. 403).

Habitat and Biology : Benthopelagic in 85 to 1 245 m depth, but adults most common in 400 to 600 m.

Size : To at least 35 cm total length.

Interest to Fisheries : Common in upper slope waters off New Zealand where they are frequently caught by commercial and research vessels (Peter McMillan, in literature). McCann & McKnight (1980) recorded the species in 47 of 169 trawl catches off New Zealand, by far the most frequent occurrence of the 25 macrourid species studied by them.

Literature : McCann & McKnight (1980)



Coelorinchus parallelus (Günther, 1877)

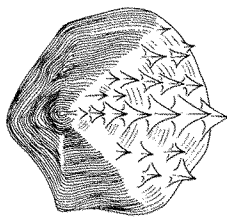
Fig. 404

MACROUR Coel 32

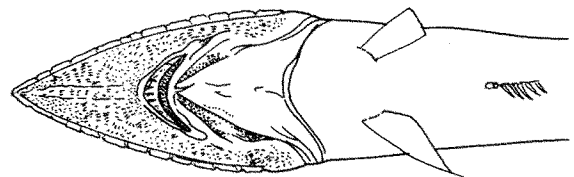
Scientific Name with Reference : *Macrurus parallelus* Günther, 1877, *Ann.Mag.Nat.Hist.*, ser. 4,20:439 (Enoshima, Japan).

Synonyms : *Macrurus (Coelorhynchus) parallelus* - Günther, 1877 (in part, specimens from Japan).

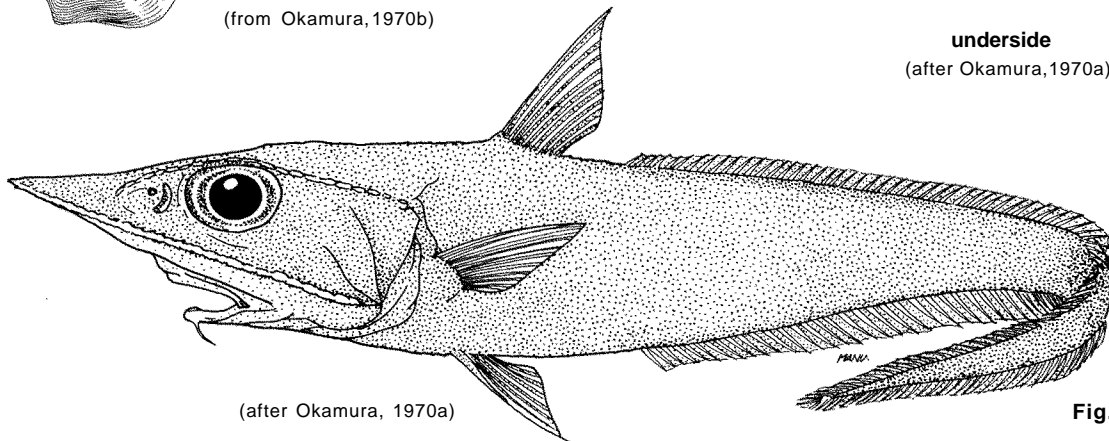
FAO Names : En - Spiny grenadier.



scale
(from Okamura, 1970b)



underside
(after Okamura, 1970a)



(after Okamura, 1970a)

Fig. 404

Diagnostic Features : Snout long, 42 to 48% of head length, its anterolateral margin slightly convex and incompletely supported by bone; orbit moderate in size, 23 to 27% of head length; upper jaw short, 22 to 26% of head length; suborbital width 50 to 63% of orbit diameter; orbit 1.7 to 1.8 times into snout; teeth in bands in both jaws; inner gill rakers on first arch 0 + 7; head ridges strong, spiny, supraoccipital and post-temporal ridges developed; scales on top of head and on occipital crest with a single spinous ridge; dorsal surface of snout completely scaled; underside of head, including mandibular rami, covered with scales having a single spinous ridge. First dorsal fin with 2 spines and 8 or 9 rays, no elongated rays, height about equal to postorbital length of head; pectoral fin rays i17 to i18. Light organ barely visible as a black crescent before anus. Body scales large, adherent; stout spinules on broad tripod bases in 1 to 6 parallel, ridge-like rows, middle row much enlarged; scales below midbase of first dorsal fin 4.5 to 5.5. Pyloric caeca about 9. **Colour**: overall brownish to greyish, fins dusky to black; no distinctive body or fin markings; mouth bluish-grey, gill cavity blackish; fins dusky.

Geographical Distribution : Southern Japan, East China Sea, and the Philippines, but may extend into Indian Ocean, Australia and New Zealand (Fig. 405).

Habitat and Biology : Benthopelagic in 630 to 990 m depth.

Size : To at least 48 cm total length.

Interest to Fisheries : Occasionally taken in trawls, but no separate catch statistics are maintained.

Local Names : JAPAN: Soroi-hige.

Literature : Günther (1877, 1887); Gilbert & Hubbs (1916, 1920); Okamura (1970a); Yatou, *in* Okamura & Kitayama (1984).

Remarks : Jordan & Gilbert (1904) considered Günther's Kermadec Island and New Zealand specimens as specifically distinct from the Japanese specimens and called them *C. kermadecus* n.sp. In their synonymy for *C. parallelus*, Gilbert & Hubbs (1920:515) suggested that the New Zealand specimens represent a third species. Alcock's (1889) record of this species from Indian waters must be considered suspect as are those of Weber (1913) and Weber & de Beaufort (1929). Brauer's (1906) record of the species from southwestern Africa probably are misidentifications of *C. braueri* Barnard, 1925. Atlantic records of the species probably represent *C. acanthiger* Barnard, 1925. *Coelorinchus parallelus* probably has a distribution restricted to the western Pacific from Japan to the Philippines. Specimens reported from the Indian Ocean, East Indies, and New Zealand should be re-examined. Okamura (1970a:198) states that Japanese ichthyologists have also confused *C. kamoharai* and *C. multispinulosus* with *C. parallelus*.

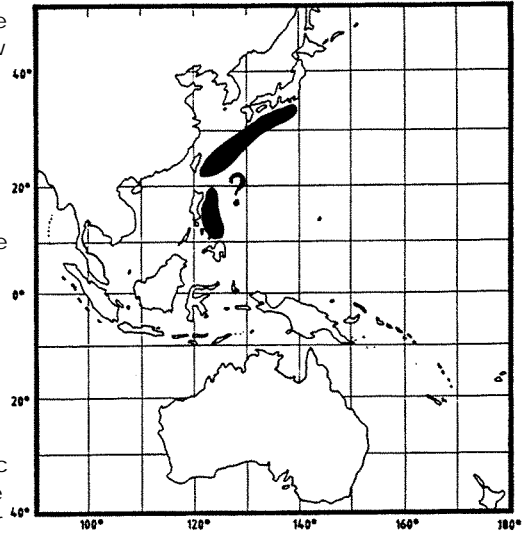


Fig. 405

Coelorinchus productus Gilbert & Hubbs, 1916

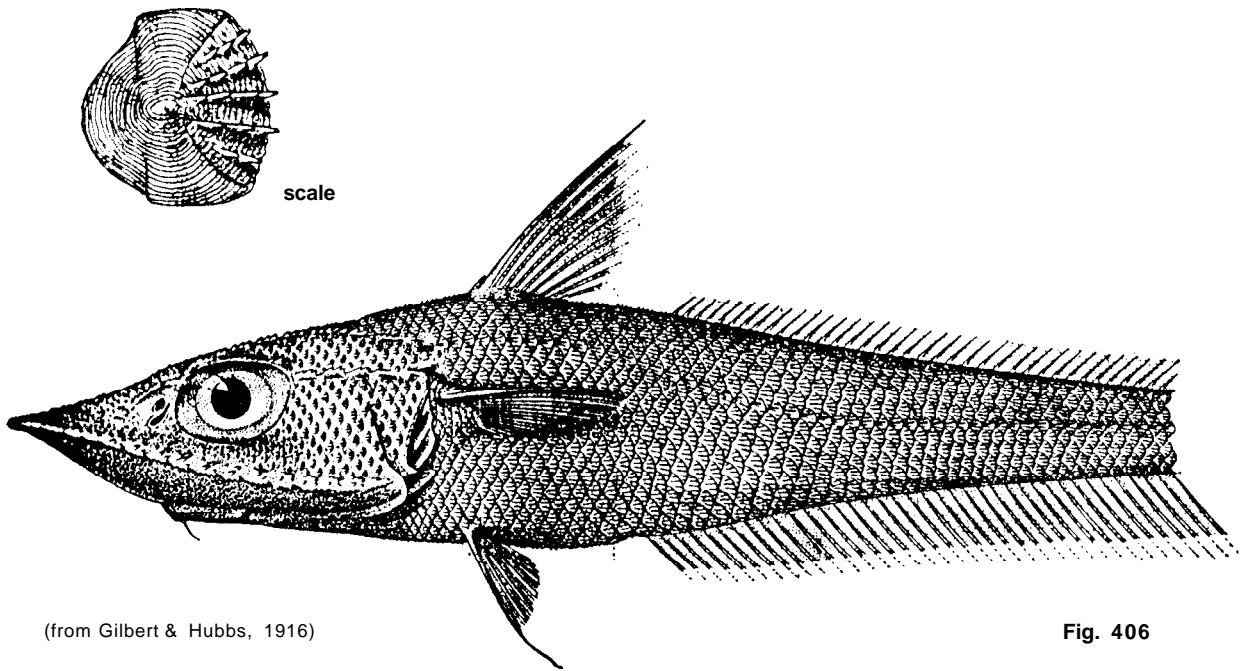
Fig. 406

MACROUR Coel 33

Scientific Name with Reference : *Coelorhynchus productus* Gilbert & Hubbs, 1916, *Proc.U.S.Natl.Mus.*, 51:175.pl. 9, fig. 1 (Suruga Gulf, Japan, 360 to 543 m).

Synonyms : None

FAO Names : En - Unicorn grenadier.



(from Gilbert & Hubbs, 1916)

Fig. 406

Diagnostic Features : Snout moderately long, pointed, 1.5 to 1.7 times into orbit diameter, 39 to 42% of head length, its anterolateral margin completely supported by bone, its sides convex in vertical view; orbit 26 to 29% of head length; upper jaw 22 to 23% of head length; barbel 5 or 6 times into orbit diameter; teeth in a broad, short band in premaxillary, the band falling well short of end of rictus; mandibular band longer, narrower; mouth opening restricted by folds of lip; inner gill rakers on first arch 1 or 2 + 5 or 6; head ridges strong, supraoccipital scute developed, several similar single-keeled scutes follow on nape; underside of head naked except for small patch below preopercle angle. First dorsal fin with 2 spines and 8 to 10 rays, second spinous ray about equal to or somewhat less than postrostral length of head; pectoral fin rays i16 to i18. Light organ small, length 2.8 to 3 times into orbit diameter; periproct slightly removed from anal fin origin, fossa of light organ narrow, extending forward immediately before anus, anterior end about equidistant from pelvic fin insertions and anal fin origin. Body scales covered with daggerlike spinules in 3 to 5 slightly divergent ridgelike rows, the median row strongest; scales below midbase of first dorsal fin 4.5. Pyloric caeca about 27. **Colour**: overall brownish to swarthy, silvery ventrally; fins dusky to blackish; no distinctive body or fin markings; mouth and gill cavities blackish.

Geographical Distribution : Japan (Suruga Bay) southward to East China Sea (Fig.407).

Habitat and Biology : Benthopelagic in 271 to 600 m depth.

Size : To at least 31 cm total length.

Interest to Fisheries : Taken as bycatch by trawlers.

Local Names : JAPAN: Tengu-hige.

Literature : Gilbert & Hubbs (1916); Yatou *in* Okamura & Kitayama (1984).

Remarks : Closely related to *C. anatirostris*, with which it was formerly synonymized (Okamura, 1970a), but Yatou (*in* Okamura & Kitayama, 1984) recognized it as distinct from that species (see Remarks under *C. anatirostris*).

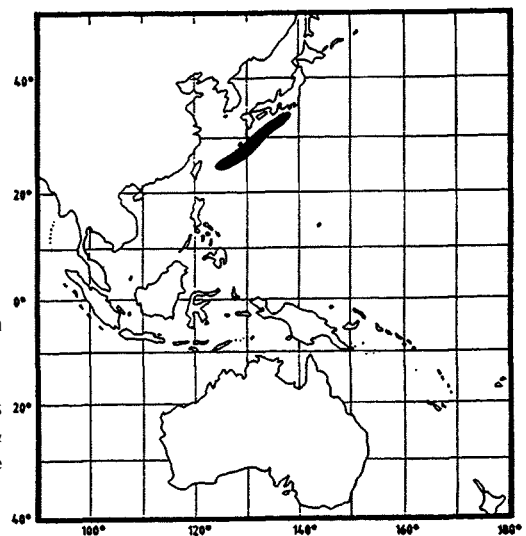
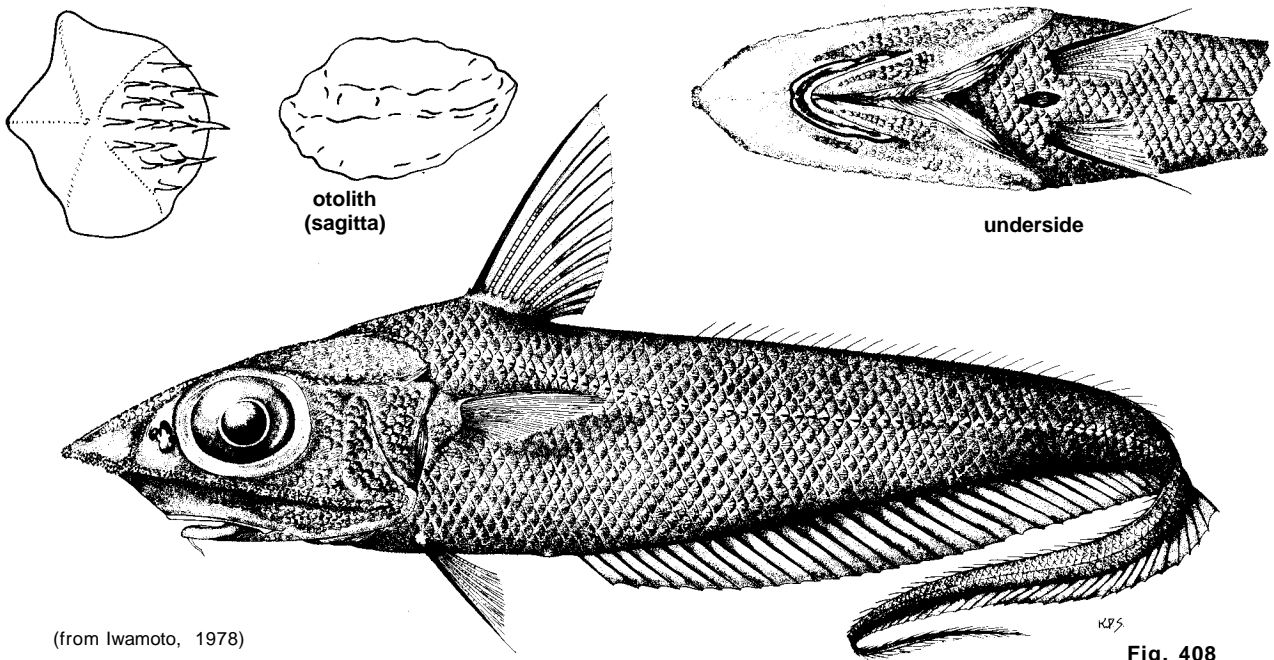


Fig. 407

Scientific Name with Reference : *Macrurus (Coelorhynchus) scaphopsis* Gilbert, 1890, *Proc.U.S.Natl. Mus.*, 13: 115 (Gulf of California, 265 m).

Synonyms : *Coelorhynchus scaphopsis* - Goode & Bean, 1896.

FAO Names : En - Shoulderspot grenadier



Diagnostic Features : Snout relatively short, its antero-lateral margin incompletely supported by bone; terminal scute broad, blunt; orbit diameter 31 to 37% of head length, usually slightly more than snout length; upper jaws 28 to 32% of head length; teeth in narrow bands in both jaws; inner gill rakers on first arch 1 or 2 + 8 to 10; head ridges strong but not especially spiny; underside of snout naked; naked ventral margins on suborbital and mandible. First dorsal fin with 2 spines and 7 or 8 rays, its height usually less than postrostral length; pectoral fin rays i17 to i19. Anus slightly removed (1 to 3 scales) from anal fin origin; a large lens-shaped black fossa of light organ between pelvic fin bases. Body scales moderate in size, relatively adherent; spinules in 3 to 9 subparallel rows, middle row longest and slightly higher than others; scales below midbase of first dorsal fin 3.5 to 4.5. Swimbladder oval; 4 short, broad retia mirabilia and gas glands. Pyloric caeca 15 to 26. **Colour**: swarthy to greyish overall; fins dusky to blackish; mouth pallid; gill cavity blackish, paler inwardly.

Geographical Distribution : Southern California and northern Gulf of California; probably also in outer slope waters of Baja California and mainland Mexico (Fig. 409).

Habitat and Biology : Benthopelagic in 183 to 296 m depth.

Size : To at least 34 cm total length.

Interest to Fisheries : Commonest grenadier in upper Gulf of California (Lavenberg & Fitch, 1966), and occasionally taken by commercial trawlers fishing for Dover sole off Santa Barbara, California (Iwamoto, 1978).

Local Names : USA: Shoulderspot grenadier.

Literature : Gilbert (1890); Lavenberg & Fitch (1966); Iwamoto (1978).

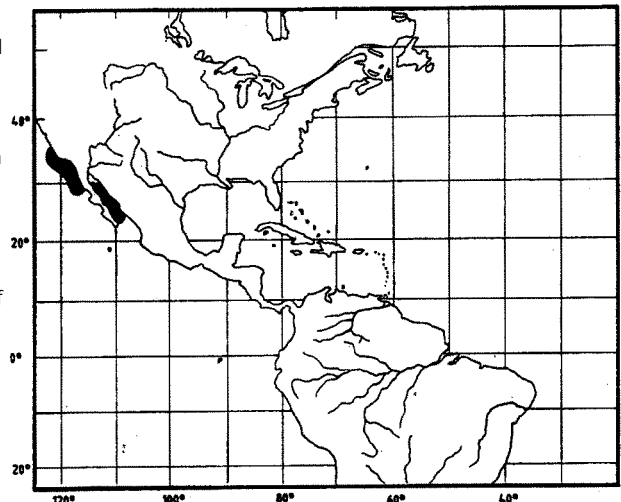


Fig. 409

Coelorinchus ventrilux Marshall & Iwamoto, 1973

Fig. 410

MACROUR Coel 35

Scientific Name with Reference : *Coelorinchus ventrilux* Marshall & Iwamoto, in Marshall, 1973, Mem. Sears Found.Mar.Res., 1 (pt.6):543 (Florida Straits; 23°55'N, 80°34'W; 494 m).

Synonyms : None.

FAO Names : En - Firebelly grenadier.

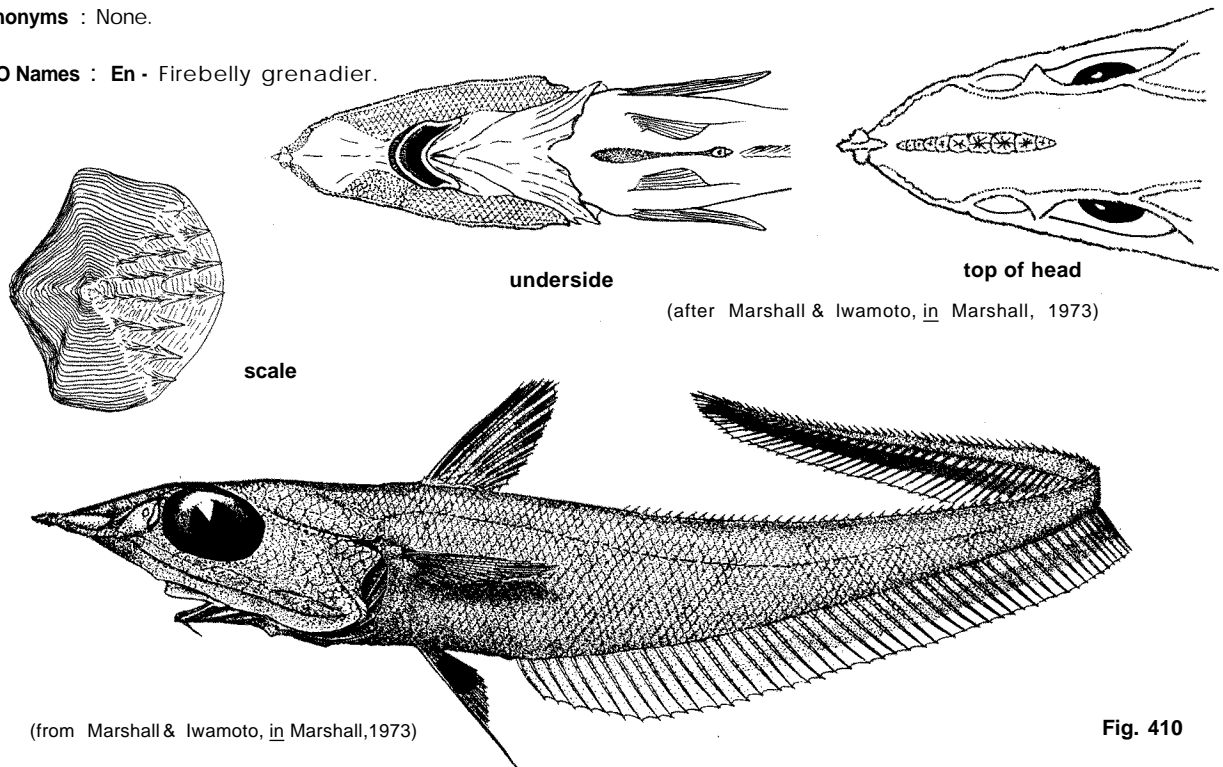


Fig. 410

Diagnostic Features : Snout long, sharply pointed, 41 to 45% of head length; its anterolateral margin incompletely supported by bone; orbit diameter 27 to 31% of head length, somewhat larger than upper jaw, which is 24 to 28% of head length; inner gill rakers on first arch 7 to 9 total; head ridges strong but with short, generally conical spinules; terminal snout scute longer than wide, with blunt lateral arms; underside of snout naked medially; behind leading edges of snout dorsally, a broad transparent area on either side mostly lacking scales or with thin finely spinulated scales; leading edge ventrally with characteristic broadened scales; subopercle projects behind preopercle as a fairly broad tab. First dorsal fin with 2 spines and 9 or 10 rays, much shorter than postrostral length of head; pectoral fin rays i16 to i19. Light organ large, visible as a blackish streak leading from anus to a long black naked fossa on rear half of chest. Anus immediately anterior to anal fin origin. Scales covered with fine spinules arranged in parallel to slightly divergent rows; scales below midbase of first dorsal fin 4.5 to 5; below second dorsal fin origin 5. **Colour**: pale light greyish-brown to tawny, blackish or densely punctuate on belly and chest; oral cavity pale, branchial cavity blackish; a narrow median strip of dark punctuations ventrally on snout; membrane between second spinous ray and first segmented ray of first dorsal fin black; pectoral fins with large black blotch; anal fin dusky anteriorly becoming black-striped posteriorly.

Geographical Distribution : West Indies (Fig.411).

Habitat and Biology : Benthopelagic in about 300 to 500 m depth over steep slopes of islands.

Size : To 30 cm total length.

Interest to Fisheries : None at present.

Literature : Marshall & Iwamoto (in Marshall, 1973).

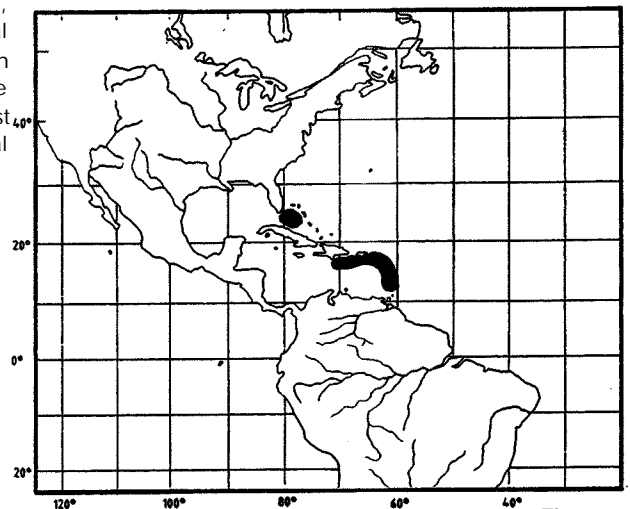


Fig. 411

Coryphaenoides Gunnerus, 1765**MACROUR** Cory

Genus with Reference : *Coryphaenoides* Gunnerus, 1765, K.NorskeVidensk.-Selsk.Skrif. Trondh., 3(4):50 (type species *Coryphaenoides rupestris* Gunnerus, 1765, by monotypy).

Synonyms : *Moseleya* Goode & Bean, 1896:417 (type species *Coryphaenoides longifilis* Günther, 1877, by original designation); *Bogoslovius* Jordan & Evermann, 1898:2570 (type species *Bogoslovius clarki* Jordan & Evermann, 1898, by original designation); *Dolloa* Jordan, 1900:897 (substitute for *Moseleya* Goode & Bean, 1896, preoccupied); *Ateleobranchium* Gilbert & Burke, 1912:94 (type species *Ateleobranchium pterotum* by original designation); *Hemimacurus* Fraser-Brunner, 1935:322 (type species *Macurus acrolepis* Bean, 1883, by original designation); *Cariburus* Parr, 1946:57 (type species *Macurus zaniophorus* Vaillant, 1888, by original designation).

Diagnostic Features : Macrourines with 6 branchiostegal rays. Anus immediately before anal fin origin. Barbel present; dentition variable among species, from broad bands to 1 or 2 rows, but teeth never few and fang-like; snout moderately pointed to bluntly rounded, never greatly prolonged; outer gill slit usually greatly restricted; rakers on outer series of first arch often few and rudimentary. First dorsal fin with a serrated spinous ray (teeth sometimes rudimentary or mostly lost); pelvic fin rays 7 to 14. Precaudal vertebrae 11 to 16. Retia mirabilia and gas glands 4 to 7; retia usually slender and elongated. Pyloric caeca usually fewer than 20, stub-like to elongate.

Habitat Distribution and Biology : Worldwide in tropical to polar seas. Benthopelagic in about 300 to 6 100 m depth, but most species found between 700 and 2 000 m depth.

Size : To more than 120 cm, but most species less than 60 cm.

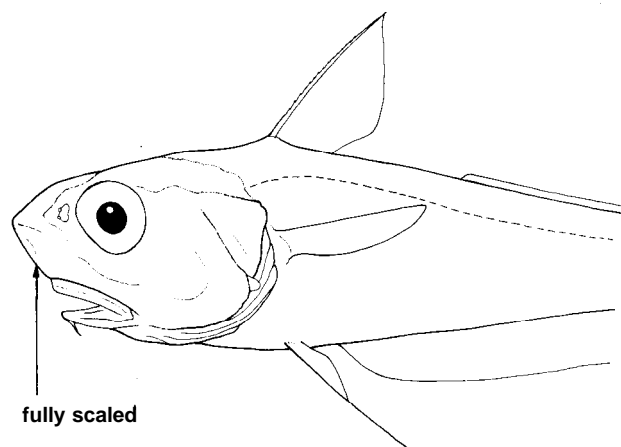
Interest to Fisheries : This genus includes some of the largest and commercially most important species of macrourids. The roundnose grenadier, *Coryphaenoides ruspestris*, of the North Atlantic is by far the most valuable macrourid for the fishing industry. As much as 80 000 t/year of the fish were harvested in the early 1970's, mostly off New Foundland, Labrador and Iceland. In more recent years, the catch has been under 50 000 t and catch quotas have been instituted to prevent overexploitation. The wide-ranging Pacific grenadier, *Coryphaenoides acrolepis* forms a small local fishery in the North Pacific off northern California and is being investigated for its potential in other areas. Other species are taken as incidental catch, and as such, are sometimes used for industrial purposes. Most species are found too deep and in too small a quantity to be of interest to fisheries.

Literature : Okamura (1970a); Marshall (1973); Iwamoto & Stein (1974).

Remarks : Relationships within this large diverse genus have not been adequately worked out, and the subgeneric categories should be considered as tentative. *Nematonurus*, *Chalinura* and *Lionurus* are treated as subgenera because of the author's inability to characterize each in a satisfactory manner. The species listed under the three subgenera probably constitute natural groups, but whether or not they deserve full generic ranking is debatable. Others may choose to treat them as distinct genera. The subgenus *Coryphaenoides* as defined here is undoubtedly paraphyletic, and more detailed analyses of characters are necessary to understand relationships among the more than 44 species in that group.

Key to species :

- 1a. Upper jaw extends to posterior 1/3 of orbits or beyond
- 2a. Inner gill rakers on first arch 17 to 20 (total)
- 3a. Underside of head fully scaled; head large, broadly rounded; interorbital space 33 to 40% of head length; inner gill rakers on first arch 19 or 20 (total); outer gill slit 11 to 15% of head length**C. rupestris** (Fig. 412)



C. rupestris
(after Parr, 1946)

Fig. 412

3b. Underside of head mostly naked; head compressed, angular; interorbital space 21 to 25% of head length; inner gill rakers on first arch 17 to 19 (total); outer gill slit 21 to 27% of head length **C. subserrulatus** (Fig. 413)

2b. Inner gill rakers on first arch 9 to 16 (total)

4a. Outer pelvic fin rays greatly prolonged, greater than head length; scale rows below origin of second dorsal fin 12 to 15; barbel rudimentary, 2 to 4% of head length; first dorsal fin with 2 spines and 12 to 14 rays; inner gill rakers on first arch 14 to 16 (total); premaxillary teeth in 2 distinct rows, mandibular teeth in 1 row **C. longifilis** (Fig. 414)

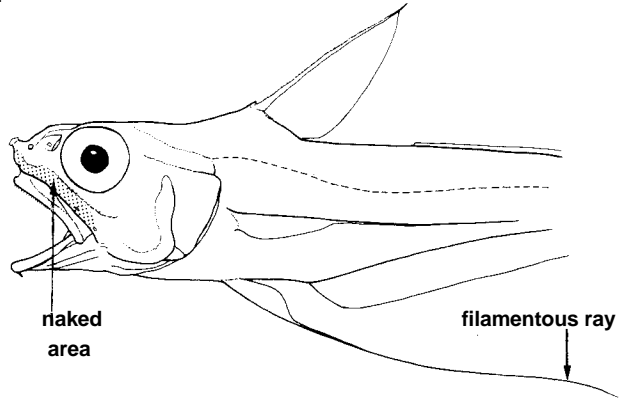
4b. Outer pelvic fin ray less than 1.5 times head length; scale rows below origin of second dorsal fin 4.5 to 10; barbel rudimentary to well developed, 0 to 37% of head length; first dorsal fin with 2 spines and 7 to 13 (rarely 14) rays; inner gill rakers on first arch 8 to 16 (total); premaxillary teeth in 1 row to a broad band, mandibular teeth in 1 row to a narrow band

5a. Mandibular teeth in 1 distinct row*

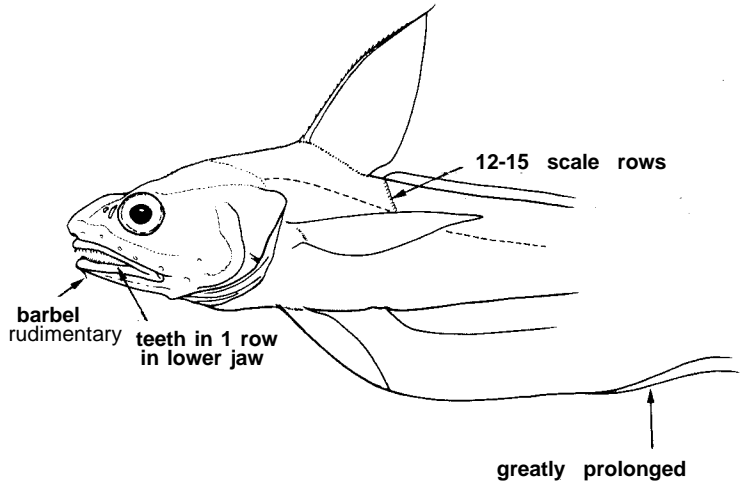
6a. Orbit diameter 30 to 38% of head length ... **C. serrulatus** (Fig. 415)

6b. Orbit diameter less than 30% of head length

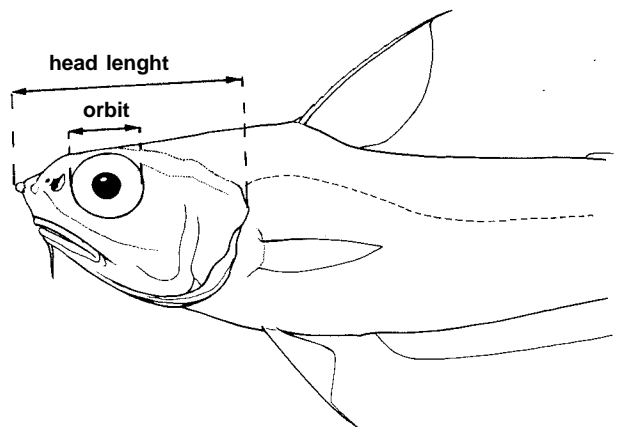
7a. Underside of snout almost entirely scaled



C. subserrulatus
(after Iwamoto, in Smith & Heemstra, 1986) **Fig. 413**



C. longifilis **Fig. 414**
(after Jordan & Gilbert, 1899)



C. serrulatus **Fig. 415**
(after Günther, 1887)

* **C. bulbiceps, C. paradoxus, C. rudis, C. thelostomus, C. carapinus** have mandibular teeth in either 1 or 2 irregular rows

8a. One distinct row of small premaxillary teeth *C. bulbiceps* (Fig. 416)

8b. Two or more rows to a broad band of premaxillary teeth

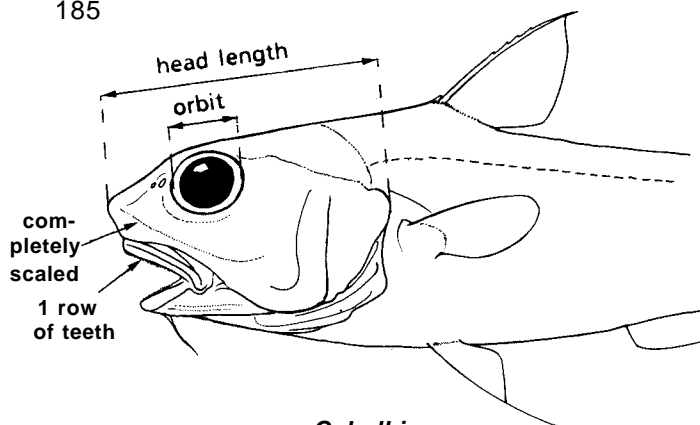
9a. Pelvic fins with 8 rays; barbel long, 30 to 33% of head length; orbits small, their diameter 15 to 16% of head length *C. thelostomus* (Fig. 417)

9b. Pelvic fins with 9 to 12 rays; barbel 8 to 23% of head length; orbits 15 to 28% of head length

10a. Inner gill rakers on first arch 12 to 14 (rarely 11); outer gill slit 18 to 22% of head length

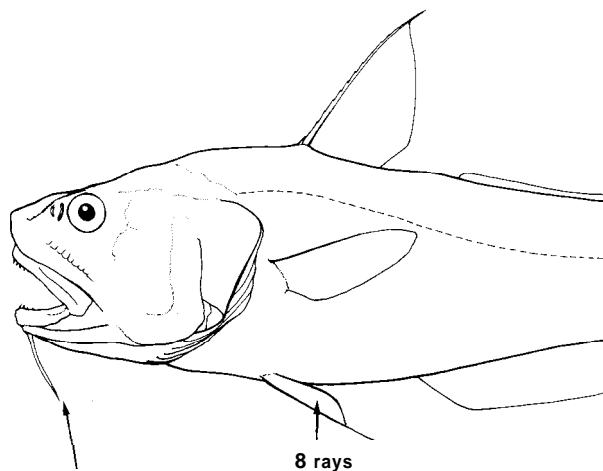
11a. Premaxillary teeth in a broad band; orbits 20 to 21% of head length; barbel 18 to 25% of head length *C. striatus* (Fig. 418)

11b. Premaxillary teeth in 2 rows; orbit diameter 22 to 28% of head length; barbel 8 to 14% of head length *C. lecointei* (Fig. 419)



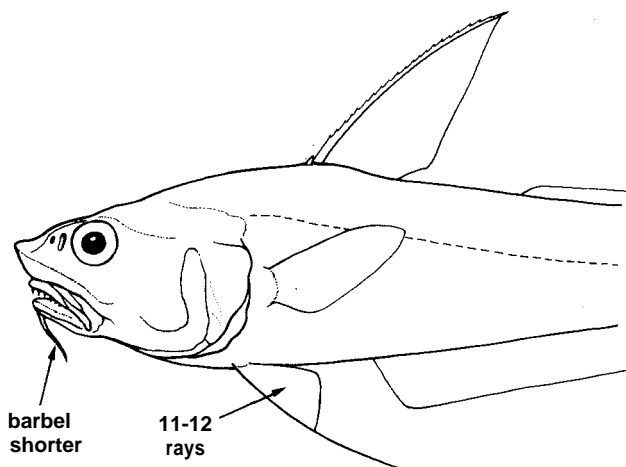
C. bulbiceps
(after Garman, 1899)

Fig. 416



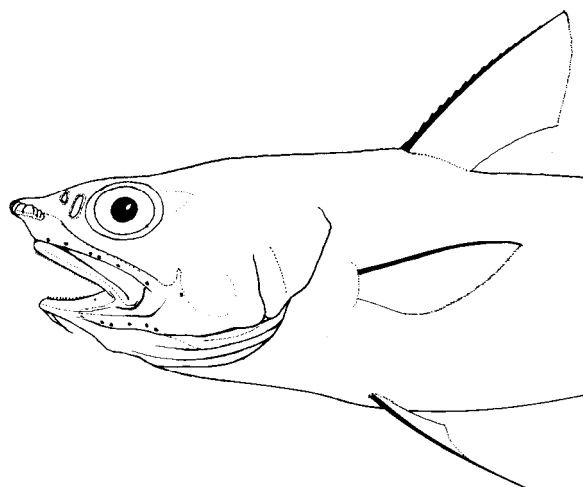
C. thelostomus
(after Maul, 1951)

Fig. 417



C. striatus
(after Smith, 1949)

Fig. 418



C. lecointei
(after Dollo, 1904)

Fig. 419

15a. Pelvic fins with 12 to 14 rays; inner gill rakers of first arch 15 or 16 (total) **C. mediterraneus** (Fig. 425)

15b. Pelvic fins with 8 to 11 rays; inner gill rakers of first arch 9 to 16 (total)

16a. Barbel long, 25 to 26% of head length; interorbital space broad, 28 to 34% of head length **C. murrayi** (Fig. 426)

16b. Barbel short to moderate, 5 to 23% of head length; interorbital space narrow to broad, 22 to 35% of head length

17a. Snout blunt, scarcely protruding beyond mouth; premaxillary teeth in a broad band

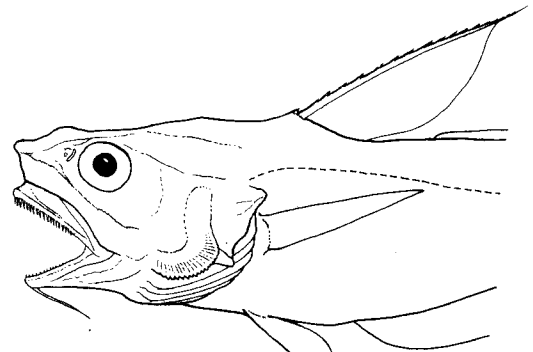
18a. Barbel 16 to 23% of head length **C. leptolepis*** (Fig. 427)

C. liocephalus* (Fig. 428)

18b. Barbel 5 to 18% of head length

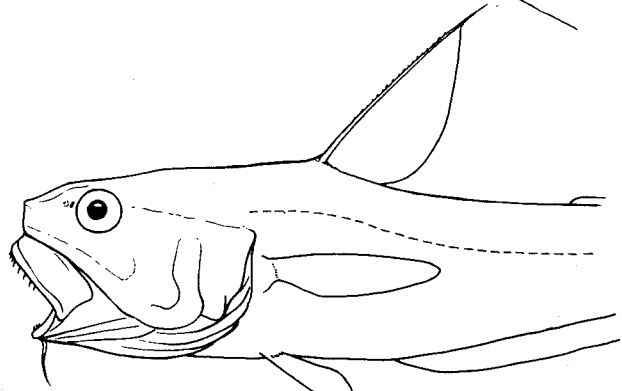
19a. Pelvic fins with 8 or 9 rays; interorbital space 32 to 35% of head length; barbel 9 to 12% of head length ... **C. brevibarbis** (Fig. 429)

19b. Pelvic fin with 8 to 11 rays; interorbital space about 22 to 33% of head length; barbel 5 to 18% of head length



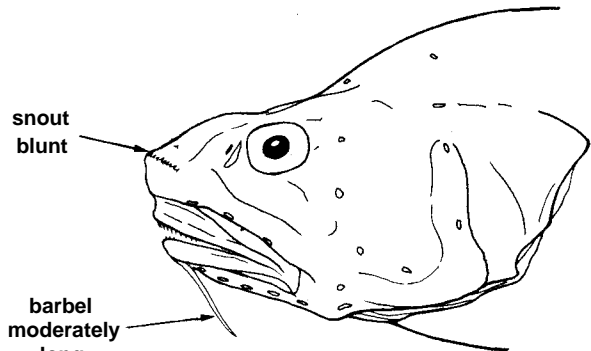
C. mediterraneus
(after Marshall, 1973)

Fig. 425



C. murrayi

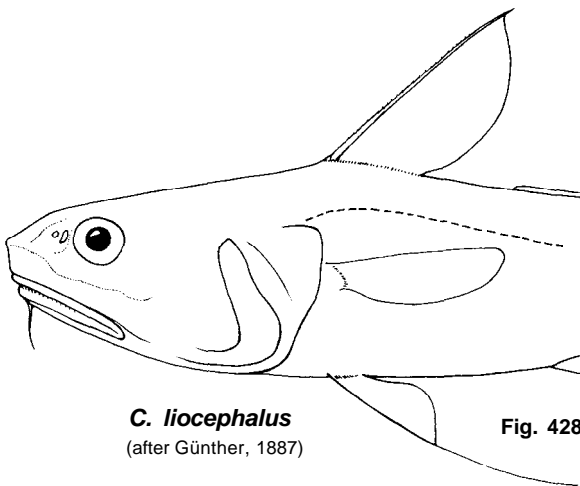
Fig. 426



C. leptolepis

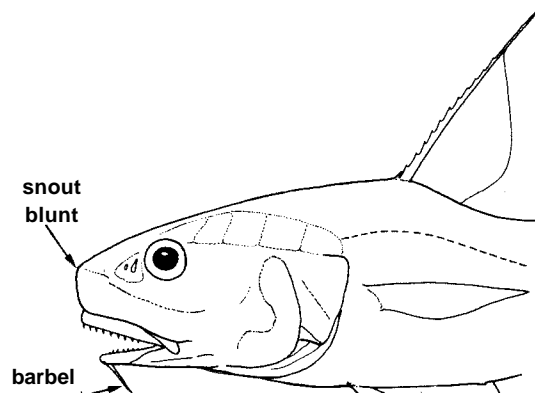
(after Iwamoto & Stem, 1974)

Fig. 427



C. liocephalus
(after Günther, 1887)

Fig. 428



C. brevibarbis

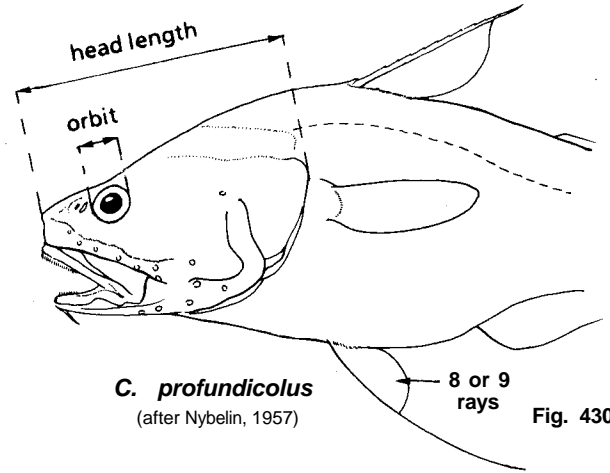
(after Marshall, 1973)

8 or 9 rays

Fig. 429

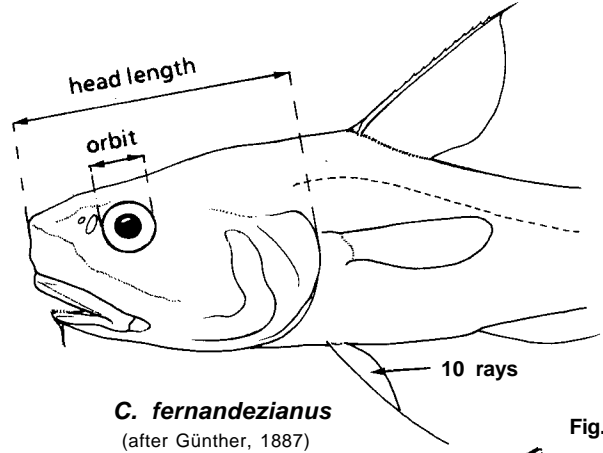
* The author is unable to differentiate these two species

20a. Pelvic fins with 8 or 9 rays; first dorsal fin with 2 spines and 7 or 8 rays; barbel 5 to 9% of head length; orbit diameter 12 to 18% of head length ... **C. profundicolus** (Fig. 430)



20b. Pelvic fins with 9 to 11 rays; first dorsal fin with 2 spines and 7 to 10 rays; barbel about 10 to 17% of head length; orbit diameter about 17 to 20% of head length

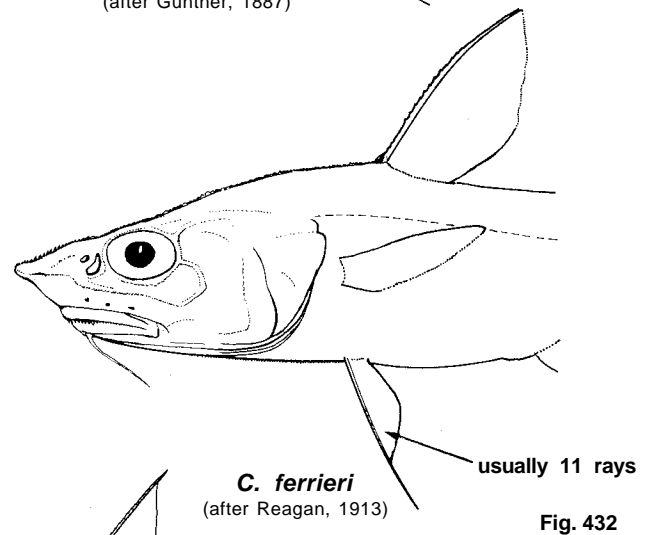
21a. First dorsal fin with 2 spines and 7 rays; interorbital space about 30% of head length... **C. fernandezianus** (Fig. 431)



21b First dorsal fin with 2 spines and 8 to 10 rays; interorbital space about 22 to 25% of head length **C. leptolepis*** (Fig. 427)
C. liocephalus* (Fig. 428)

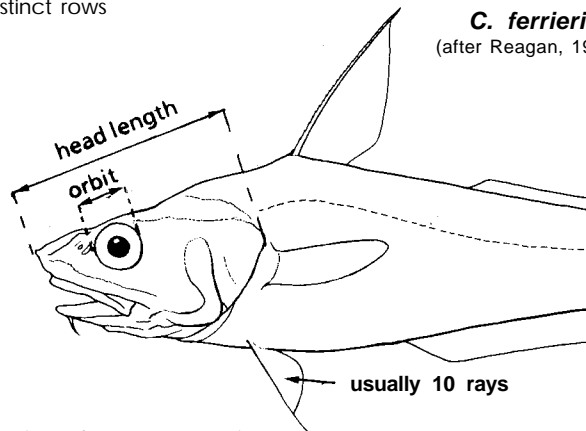
17b. Snout pointed; premaxillary teeth in a narrow band

22a. Pelvic fin rays usually 11; inner gill rakers on first arch 9 to 12 (total); upper jaw 34 to 36% of head length; snout 30 to 33% of head length; outer gill slit 15 to 19% of head length **C. ferrieri** (Fig. 432)



22b. Pelvic fin rays usually 10; inner gill rakers on first arch 11 or 12; upper jaw 39 to 40% of head length; snout 26 to 30% of head length; outer gill slit 18 to 20% of head length **C. yaquinae** (Fig. 433)

12b. Premaxillary teeth in 1 or 2 distinct rows



* The author is unable to differentiate these two species

C. yaquinae

Fig. 433

23a. Premaxillary teeth in 1 or 2 rows; jaw teeth short, conical, slightly flanged near tips, giving a bluntly arrowhead-like tip; outer gill slit 12 to 18% of head length ***C. armatus*** (Fig. 434)

23b. Premaxillary teeth in 2, sometimes irregular rows; jaw teeth slender, sharp, and without an arrowhead-like tip; outer gill slit 18 to 25% of head length

24a. Orbit diameter 19 to 21% of head length; snout 26 to 30% of head length ***C. yaquinae*** (Fig.433)

24b. Orbit diameter about 25% of head length; snout about 25% of head length ***C. affinis*** (Fig. 435)

5b. Mandibular teeth in 2 rows to a broad band

25a. Underside of snout variously naked

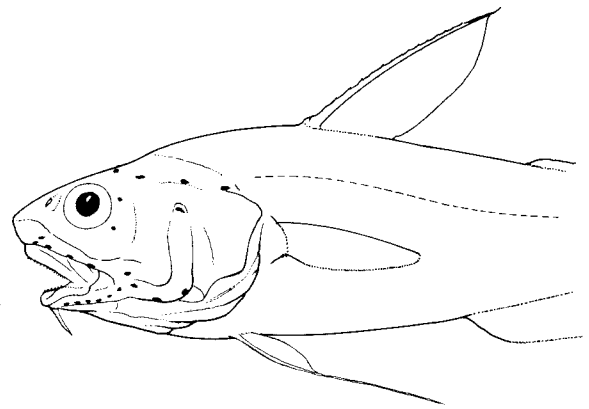
26a. No barbel visible; pelvic fin rays 8; first dorsal fin rays with 2 spines and 8 rays ***C. sibogae****

26b. Barbel rudimentary to long; pelvic fin rays 7 to 11; first dorsal fin with 8 to 12 rays (rarely 14 rays)

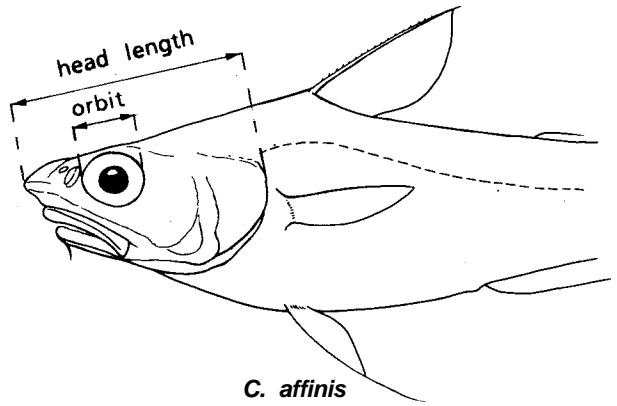
27a. Pelvic fin rays 7 or 8 (rarely 9); barbel 11 to 19% of head length; numerous stout, deeply embedded scales form a firm sub-orbital shelf and leading horizontal snout edges

28a. Pelvic fin rays 7; scales with small, fine spinules in parallel rows; pyloric caeca 14 or 15 ***C. hextii*** (Fig. 436)

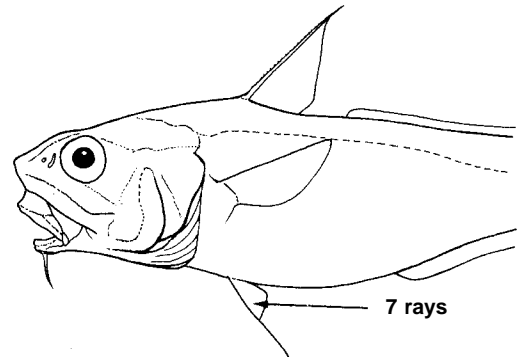
28a. Pelvic fin rays 8 (rarely 9); scales with rather strong spinules in 3 to 5 divergent rows; pyloric caeca 11 to 14 ***C. acrolepis*** (Fig. 437)



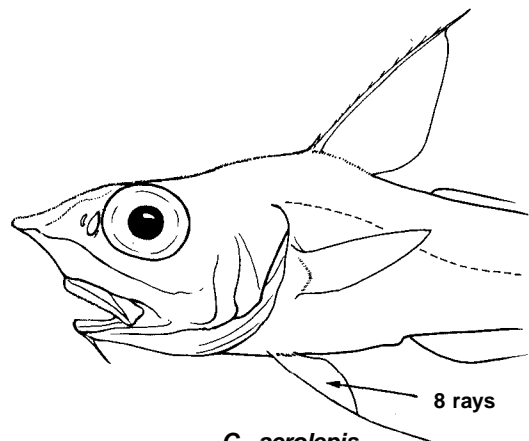
C. armatus Fig. 434



C. affinis (after Günther, 1887) Fig. 435



C. hextii (after Alcock, 1899) Fig. 436



C. acrolepis (after Jordan & Gilbert, 1899) Fig. 437

* Species described from a small, immature, mutilated specimen and never illustrated

27b. Pelvic fin rays 9 to 11 (rarely 8 in *C. cinereus*); barbel 3 to 15% of head length; suborbital and leading edges of snout variously naked to moderately coarsely armed with scute-like scales

29a. Orbit diameter 23% of head length or less; snout rather strongly pointed, length 30 to 38% of head length

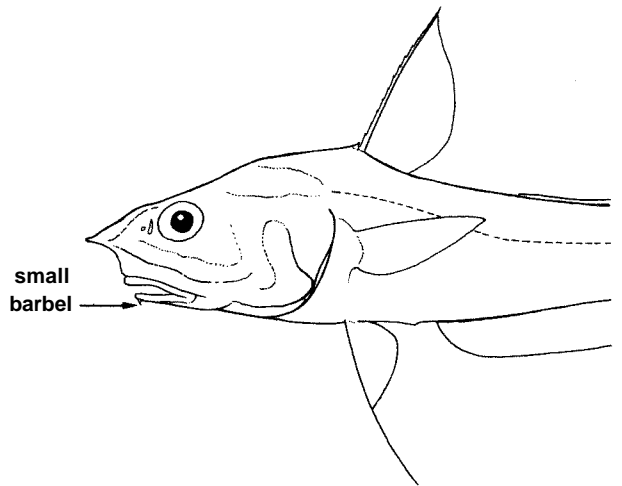
30a. Barbel rudimentary to about 3% of head length; first dorsal fin with 2 spines and 11 rays; orbit diameter 23% of head length, upper jaw 32% of head length *C. orthogrammus* (Fig. 438)

30b. Barbel rudimentary to moderately long, 4 to 15% of head length; first dorsal fin with 2 spines and 8 to 11 rays; orbit diameter 16 to 22% of head length; upper jaw 33 to 39% of head length

31a. Scales on suborbital form a coarse spiny shelf; scales fairly adherent, 6.5 to 8 below midbase of first dorsal fin; isthmus to anal fin distance 113 to 122% of head length; interorbital space 22 to 26% of head length *C. ferrieri* (Fig.432)

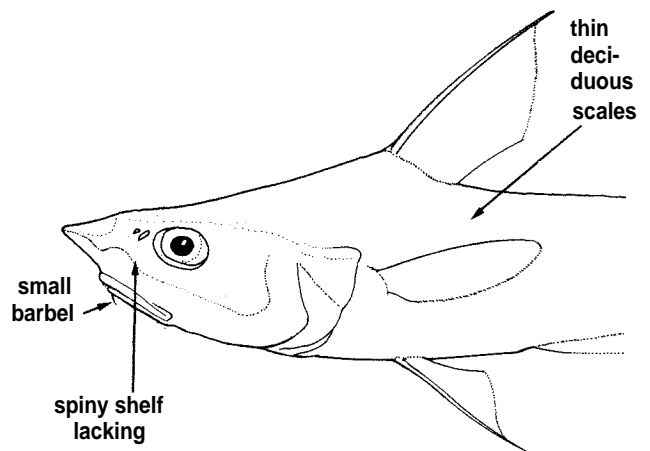
31b. Scales weak, deciduous, not forming a coarse spiny suborbital shelf; about 4 to 5.5 scales below midbase of first dorsal fin; distance from isthmus to anal fin 76 to 106% of head length; interorbital space 31 to 40% of head length

32a. Outer gill rakers on first arch rudimentary, 3 to 6 total, those on inner side 8 to 10 total; serrations obsolete on long spine of first dorsal fin; barbel 4 to 9% of head length; interorbital space 31 to 33% of head length *C. filicaudus* (Fig. 439)



C. orthogrammus
(after Radcliffe, 1912)

Fig. 438



C. filicaudus
(after Günther, 1887)

Fig. 439

32b. Outer gill rakers on first arch somewhat spatulate and tab-like, 6 to 11 total, those on inner side of arch 10 to 12 total; serrations on long spine of first dorsal fin well developed; barbel 8 to 14% of head length; interorbital space 34 to 40% of head length ***C. carapinus*** (Fig. 424)

29b. Orbit diameter moderate to large, 23 to 34% of head length; snout moderately pointed, length 25 to 32% of head length

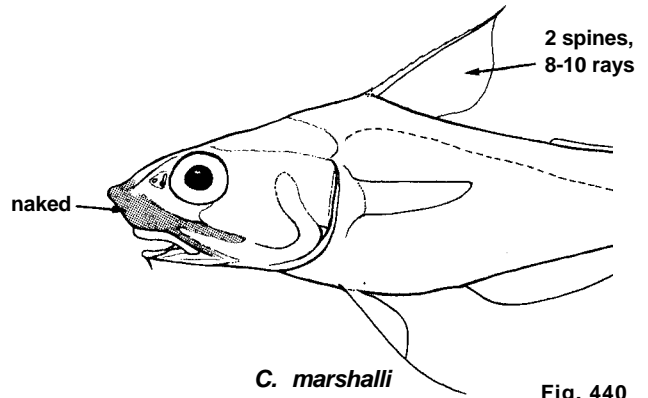
33a. First dorsal fin with 2 spines and 8 to 10 rays; inner gill rakers on first arch 9 to 11; upper jaw 30 to 35% of head length; almost entire dorsal and ventral surfaces of snout naked, except scutes at terminal and lateral angles; suborbital region broadly naked anteroventrally ***C. marshalli*** (Fig. 440)

33b. First dorsal fin with 2 spines and 8 to 12 (rarely 14) rays; inner gill rakers on first arch 11 to 14 total; upper jaws 35 to 41% of head length; snout ventrally mostly naked, dorsally naked only along leading edges; suborbital mostly scaled

34a. Body scales in adults with tridentate spinules; first dorsal fin with 2 spines and 8 to 10 (rarely 11) rays; length of outer gill slit 11 to 17% of head length ***C. delsolari*** (Fig. 441)

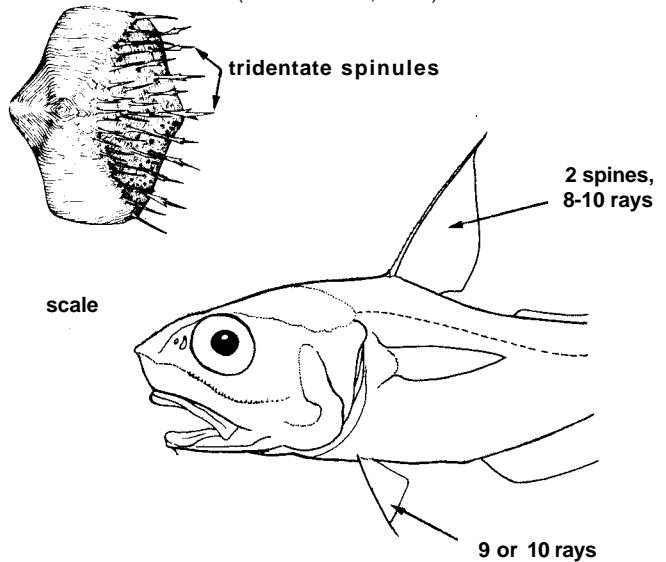
34b. Spinules on scales all conical, needle-like, without tridentate tips; first dorsal fin with 2 spines and 10 to 12 rays; length of outer gill slit 18 to 20% of head length

35a. Barbel 8 to 9% of head length; orbit diameter about 26 to 28% of head length ***C. filamentosus*** (Fig. 442)



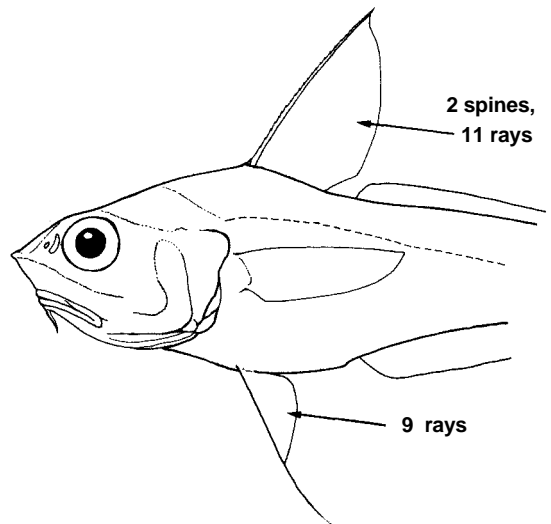
C. marshalli
(after Iwamoto, 1970)

Fig. 440



C. delsolari
(after Chirichigno & Iwamoto, 1977)

Fig. 441



C. filamentosus
(after Okamura, 1970)

Fig. 442

35b. Barbel 2 to 8% of head length; orbit diameter 27 to 34% of head length ***C. cinereus***
(Fig. 443)

25b. Underside of snout essentially completely scaled

36a. First dorsal fin with 2 spines and 8 rays; pelvic fin rays 8; barbel lacking ***C. sibogae***

36b. First dorsal fin with 2 spines and 8 to 14 rays; pelvic fin rays 7 to 11; barbel rudimentary to well developed, 3 to 33% of head length

37a. Pelvic fin rays 7 or 8 (rarely 9)

38a. Premaxillary teeth small, in 1 distinct row ***C. bulbiceps***
(Fig.416)

38b. Premaxillary teeth in 2 rows to a broad band

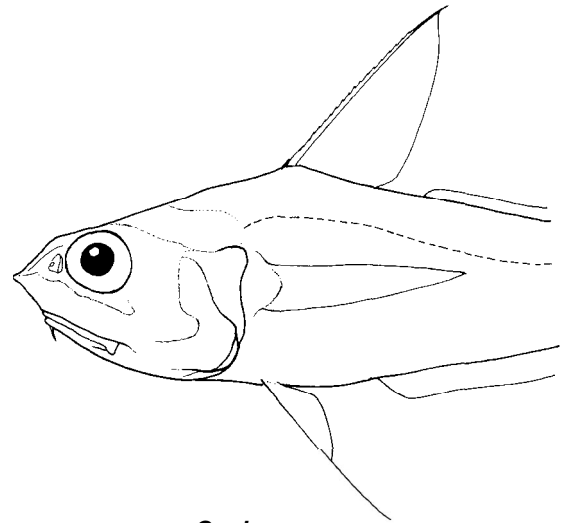
39a. Pelvic fin rays 7 ***C. hextii***
(Fig.436)

39a. Pelvic fin rays 8 (rarely 9)

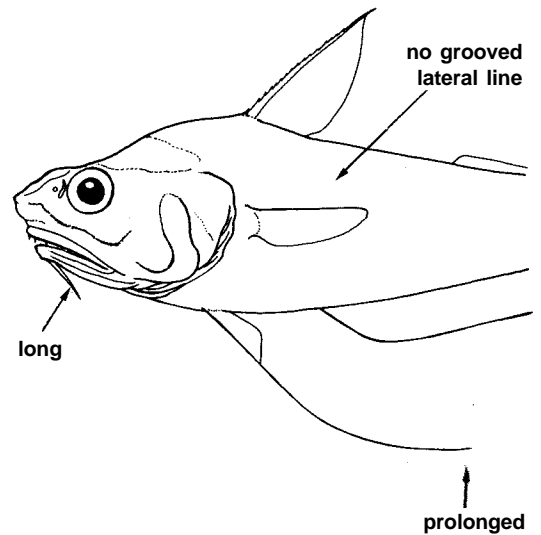
40a. Inner gill rakers on first arch 11 to 13; barbel 11 to 19% of head length; interorbital space 18 to 24% of head length; body scales with short conical spinules in 3 to 5 divergent rows ***C. acrolepis***
(Fig.437)

40b. Inner gill rakers on first arch 8 or 9; barbel 19 to 33% of head length; interorbital space 24 to 33% of head length; body scales with long, slender spinules in parallel to slightly convergent rows

41a. Barbel 19 to 25% of head length; orbits 23 to 27% of head length; upper jaw 31 to 33% of head length; no lateral-line groove ***C. alateralis***
(Fig. 444)



C. cinereus
(after Iwamoto & Stein, 1974) **Fig. 443**



C. alateralis
(after Marshall & Iwamoto, in Marshall, 1973) **Fig. 444**

41b. Barbel 30 to 33% of head length; orbit diameter 15 to 16% of head length; upper jaw 36 to 39% of head length; a distinct lateral-line groove present **C. theleostomus** (Fig.417)

37b. Pelvic fin rays 9 to 11*

42a. First dorsal fin with 2 spines and 12 or 13 (rarely 11 or 14) rays; inner gill rakers on first arch 12 to 14 total

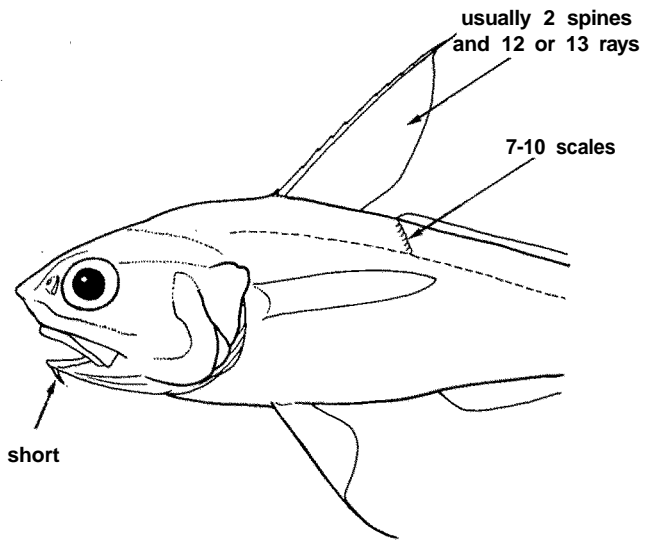
43a. Outer pelvic ray extends to beyond anus; scales below second dorsal fin origin 7 to 10 **C. filifer** (Fig. 445)

43b. Outer pelvic ray falls well short of anus; scales below second dorsal fin origin about 12 **C. altipinnis** (Fig.446)

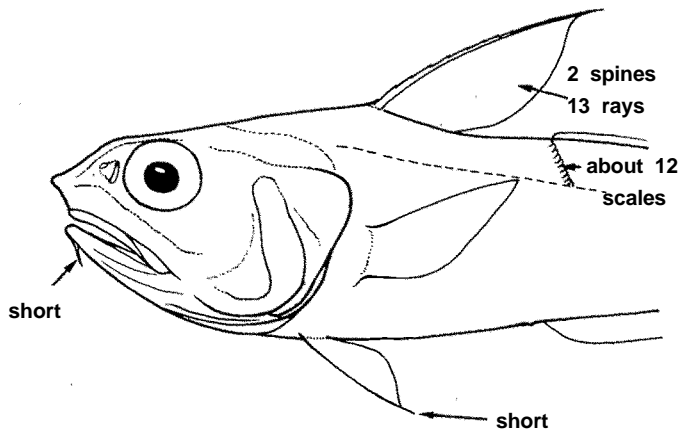
42b. First dorsal fin with 2 spines and 8 to 11 rays; inner gill rakers on first arch less than 12

44a. Scales small, about 14 or 15 below origin of first dorsal fin, about 12 below origin of second dorsal fin **C. camurus** (Fig. 447)

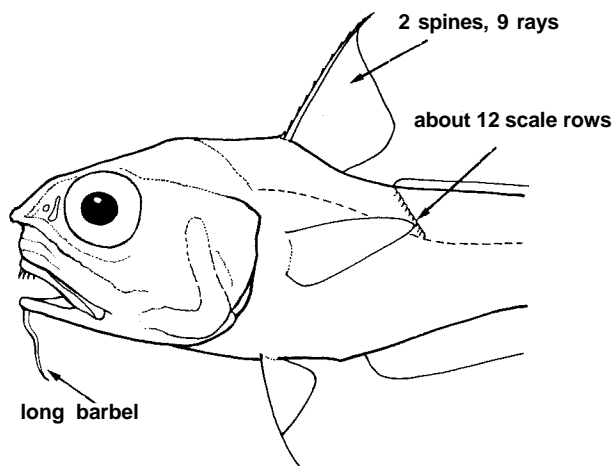
44b. Scales larger, about 8 to 10 below origin of first dorsal fin, 4.5 to 8 below origin of second dorsal fin



C. filifer Fig. 445
(after Iwamoto & Stein, 1974)



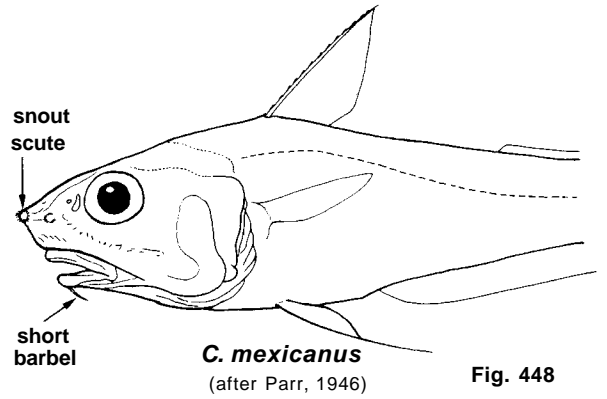
C. altipinnis Fig. 446
(after Günther, 1887)



C. camurus Fig. 447
(after Radcliffe, 1912)

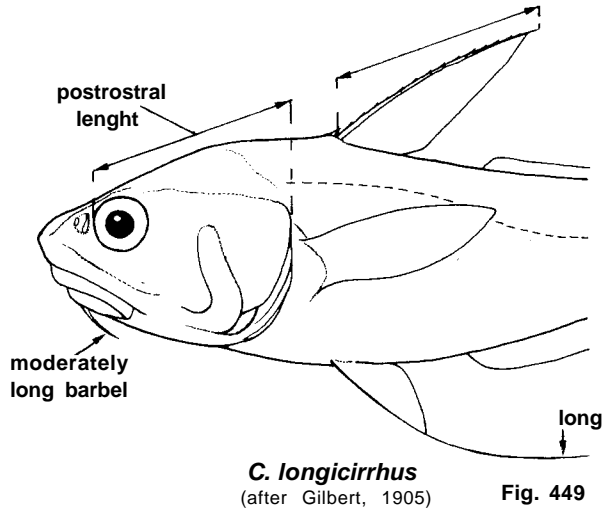
* The following species would key out here if 5b were chosen rather than 5a: **C. macrocephalus**, **C. paradoxus**, **C. rudis**

45a. Barbel small, 5 to 9% of head length; a large, stout terminal scute at snout tip; upper jaw extends posteriorly only to posterior 1/3 of orbit or less; orbit diameter 26 to 34% of head length *C. mexicanus* (Fig. 448)



45b. Barbel moderate to large, 10 to 20% of head length; terminal snout scute not especially large and stout; upper jaw extends to below posterior edge of orbits; orbit diameter 15 to 26% of head length

46a. Length of first dorsal fin greater than postrostral length of head; outer pelvic fin ray about 3/4 length of head or more *C. longicirrus* (Fig. 449)

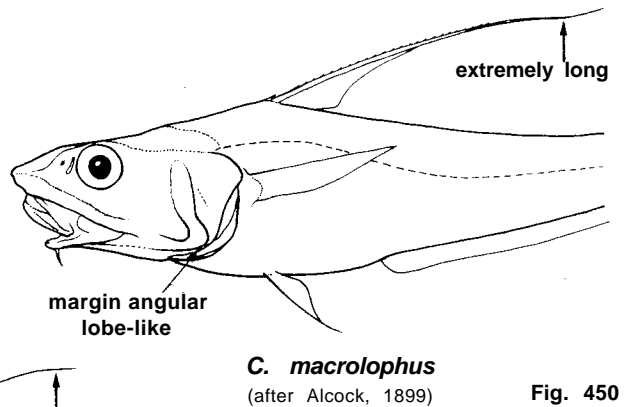


46b. Length of first dorsal fin less than postrostral length of head; outer pelvic fin ray about 2/3 length of head or less *C. macrocephalus* (Fig. 420)
C. paradoxus (Fig. 421)
C. rudis (Fig. 422)

1b. Upper jaw falls short of reaching below posterior 1/3 of orbits

47a. An extremely long dorsal spine, usually 1.5 or more times the head length

48a. Preopercle margin acutely angulated at posteroventral corner *C. macrolophus* (Fig. 450)



48b. Preopercle margin broadly rounded at posteroventral corner

49a. Orbit diameter very small, about 17% of head length *C. microps* (Fig. 451)

49b. Orbit diameter moderate, 20 to 34% of head length

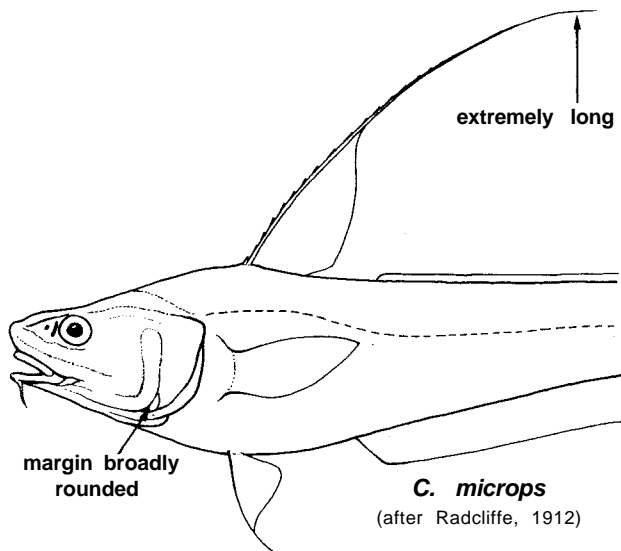


Fig. 451

50a. Interorbital space about 1.5 to 1.6 times into orbit diameter ***C. marginatus***
(Fig. 452)

50b. Interorbital space about 1.0 to 1.2 times into orbit diameter

51a. Inner gill rakers of first arch 8 or 9 (total); distance from isthmus to anal fin origin 98 to 108% of head length; interspace between first and second dorsal fins 1.0 to 1.25 length of first dorsal fin base ***C. tydemani***
(Fig. 453)

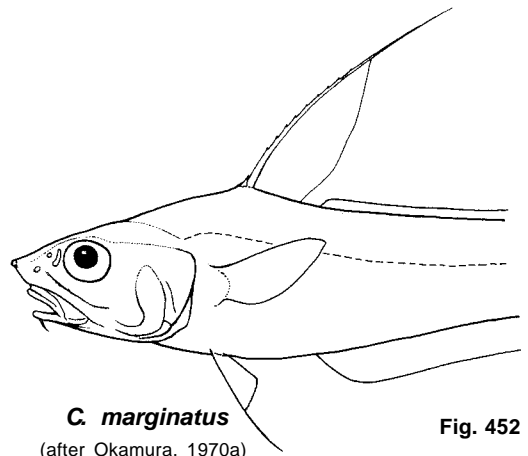
51b. Inner gill rakers of first arch 11 (total); distance from isthmus to anal fin origin 84 to 93% of head length; interspace between first and second dorsal fins 1.3 to 2.3 length of first dorsal fin base ***C. semiscaber***
(Fig. 454)

47b. Length of longest first dorsal fin spine usually 1.2 of head length or less

52a. Most of ventral surfaces of snout and suborbital space naked

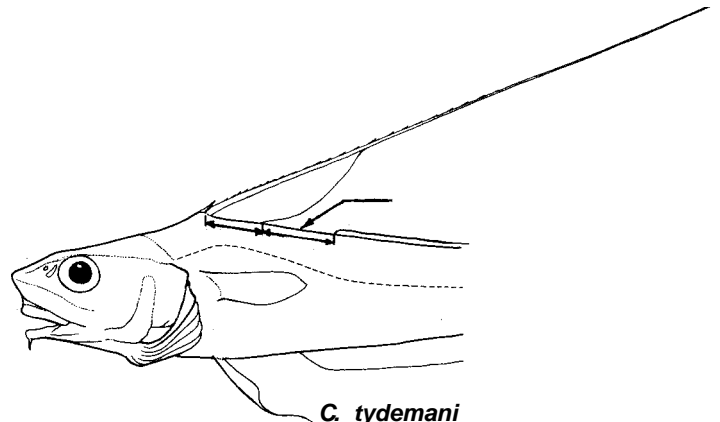
53a. Snout rather blunt and high, scarcely protruding beyond front of mouth, median tubercle on snout tip absent; upper jaws moderately large, 36 to 39% of head length, extending to about midorbit; diameter of orbits 22 to 25% of head length; scales below origin of second dorsal fin 6.5 to 9.5, lateral-line scales over a distance equal to predorsal length, about 45 to 49; pelvic fin rays 9 or 10; inner gill rakers on first arch 9 to 11 total ... ***C. oreinos***
(Fig. 455)

53b. Snout pointed, protruding, a distinct tubercular scale at snout tip; upper jaws moderate to small, 24 to 35% of head length, extending to midorbit or forward of that vertical; diameter of orbits 21 to 36% of head length; scales below origin of second dorsal fin 4.5 to 8.5, lateral-line scales over a distance equal to predorsal length, 31 to 55; pelvic fin rays 7 to 9, occasionally 10; inner gill rakers on first arch 7 to 14



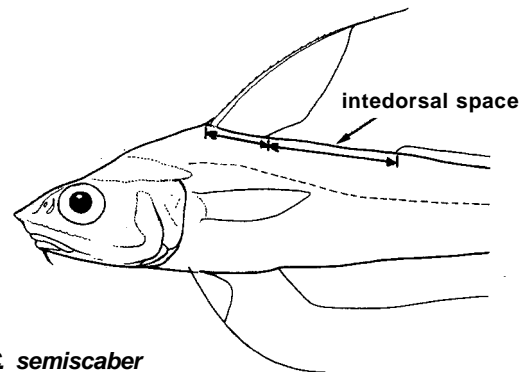
C. marginatus
(after Okamura, 1970a)

Fig. 452



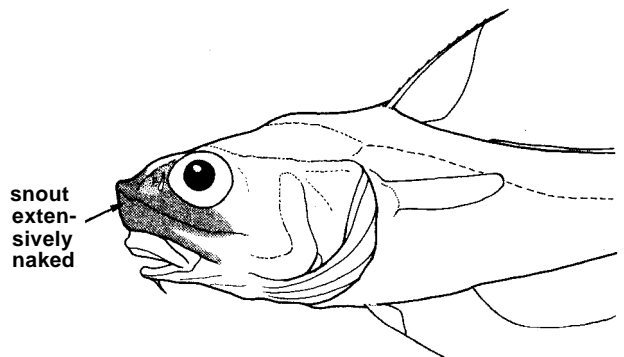
C. tydemani
(after Weber, 1913)

Fig. 453



C. semiscaber
(after Gilbert & Hubbs, 1920)

Fig. 454



C. oreinos
(after Iwamoto & Sazonov, 1988)

Fig. 455

54a. Body scales coarsely spinulated, adherent, those of suborbital shelf strongly adherent, in 2 or more rows forming a distinct scaled edge to ventral rim of orbits

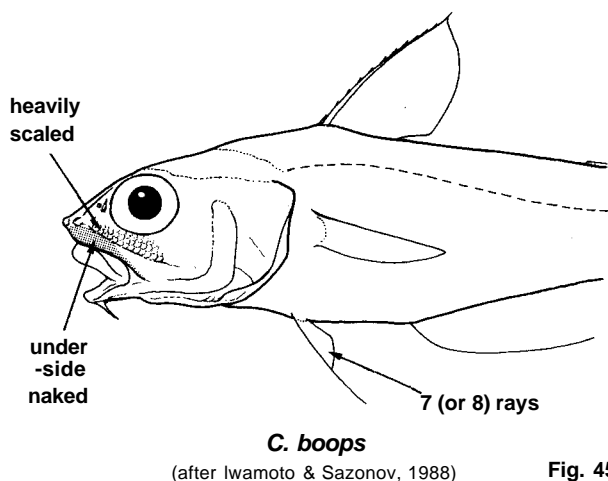
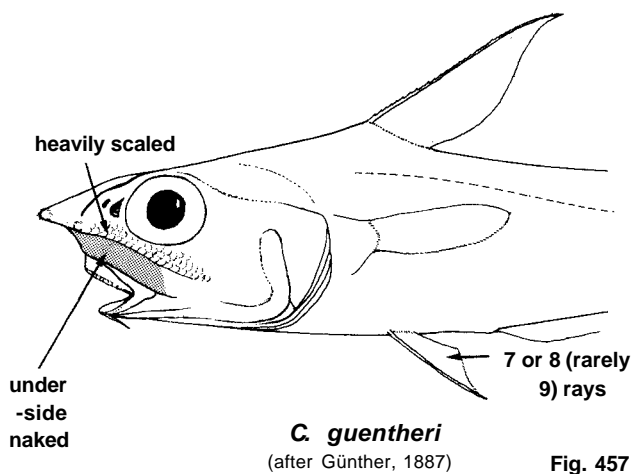
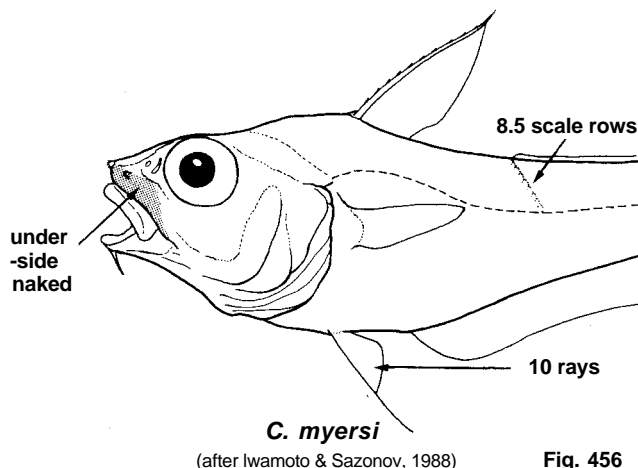
55a. Pelvic fin rays 10; scales below origin of second dorsal fin 8.5; pyloric caeca long, slender, about 7; snout very low, scarcely produced beyond mouth, preoral length only slightly longer than posterior nostril **C. myersi** (Fig. 456)

55b. Pelvic fin rays 7 or 8 (sometimes 9); scales below origin of second dorsal fin 4.5 to 7.5; pyloric caeca short to rudimentary stubs, 6 to 11; snout distinctly protruding beyond mouth; preoral length about twice or longer than posterior nostril

56a. Snout relatively long, strongly pointed, 31 to 34% of head length; interorbital space 21 to 26% of head length; orbits 25 to 30% of head length; pyloric caeca short, about 11 total; scales below origin of second dorsal fin 6.5 to 7.5; inner gill rakers on first arch 9 or 10 total..... **C. guentheri** (Fig. 457)

56b. Snout rather short, bluntly pointed, 24 to 27% of head length; interorbital space 14 to 17% of head length; orbit diameter 29 to 35% of head length; pyloric caeca rudimentary stubs, 6 or 7 total; scales below origin of second dorsal fin 4.5 to 6.5; inner gill rakers on first arch 10 to 12 total **C. boops** (Fig. 458)

54b. Body scales thin and highly deciduous or heavily spinulated and moderately adherent; suborbital shelf mostly naked or with small scales in 1 or 2 rows that do not cover most of shelf and do not form a scaled ventral orbital edge.



57a. Snout blunt, not much protruding beyond mouth, length 22 to 31% of head length; inner gill rakers on first arch 10 to 14 total; pyloric caeca short to long, 6 to 10.

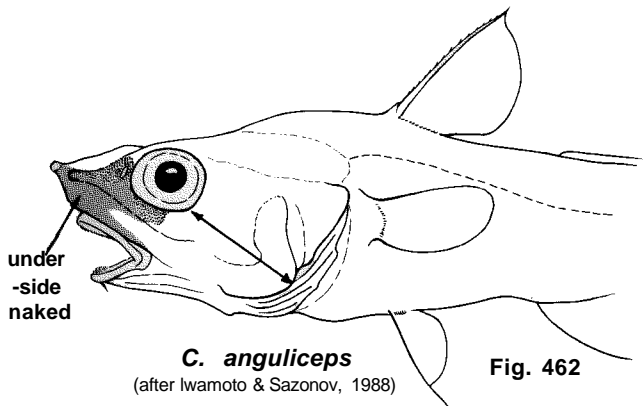
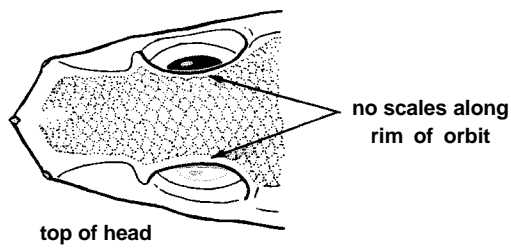
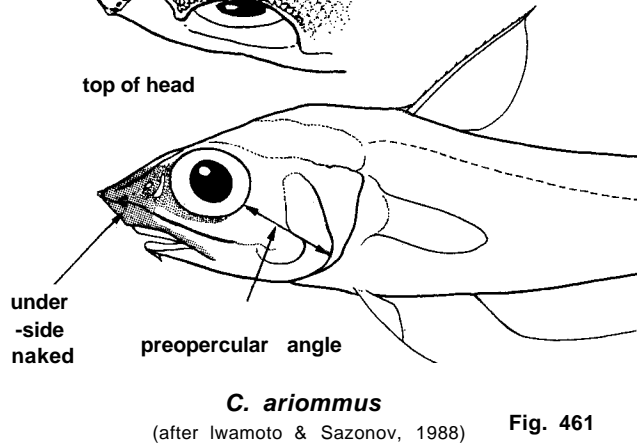
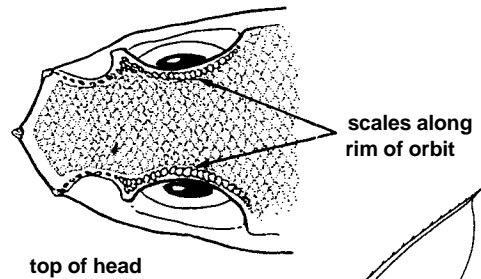
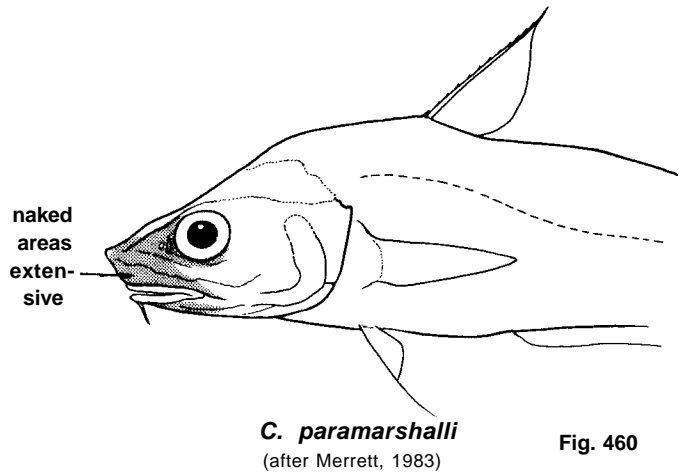
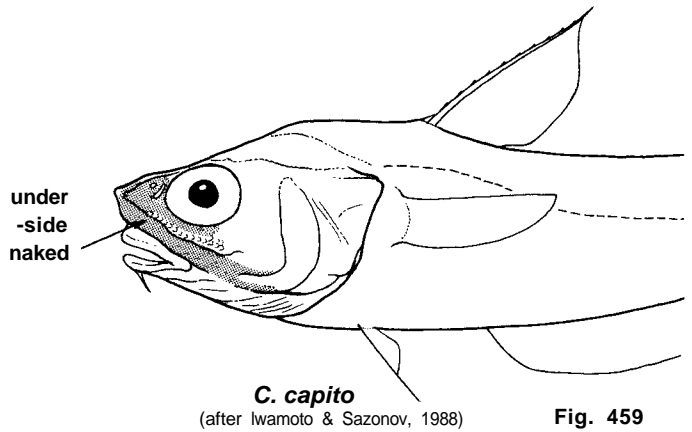
58a. Inner gill rakers on first arch 11 to 14; interorbital space narrow, width 14 to 21% of head length; pyloric caeca short, 6 to 8 **C. capito** (Fig. 459)

58b. Inner gill rakers on first arch 10 to 12; interorbital space 21 to 28% of head length; pyloric caeca long, 9 or 10 **C. paramarshalli** (Fig. 460)

57b. Snout pointed, protruding well beyond mouth, length 28 to 35% of head length; inner gill rakers on first arch 7 to 10; pyloric caeca long, 9 to 14.

59a. Pelvic fin with 9 rays (rarely 7, 8 or 10); scales relatively adherent, coarsely spinulated, 11 to 14 rows across interorbital space; dorsal rim of orbits demarcated by a row of small, coarse, adherent scales; orbit 1.09 to 1.66 times into distance from orbit to angle of preopercle **C. ariommus** (Fig. 461)

59b. Pelvic fin with 8 rays (rarely 7 or 9); scales highly deciduous, sparsely spinulated, 6 to 8 rows across interorbital space, no scales along dorsal rim of orbits; orbit 1.60 to 2.22 times the distance from orbit to angle of preopercle **C. anguliceps** (Fig. 462)



52b. Ventral surfaces of snout and suborbital space almost entirely scaled, except for a narrow to moderately broad naked strip midventrally on snout

60a. Pelvic fin with 8 (rarely 9) rays

61a. Snout bluntly rounded; orbit diameter small, 20% of head length ***C. dubius*** (Fig. 463)

61b. Snout pointed; orbit diameter 23 to 31% of head length

62a. Spinous dorsal ray about equal to head length...***C. asprellus*** (Fig. 464)

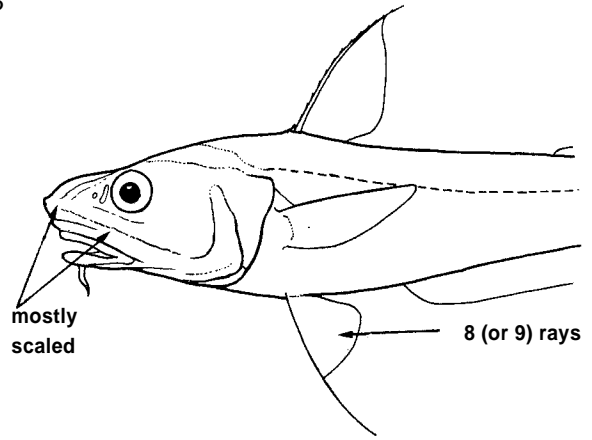
62b. Spinous dorsal ray about equal to postrostral length of head

63a. Outer pelvic fin ray elongated, about equal to head length; barbel stout; pyloric caeca 8 or 9; mouth opening restricted posterolaterally, rictus extends about to below anterior nostril ***C. carminifer*** (Fig. 465)

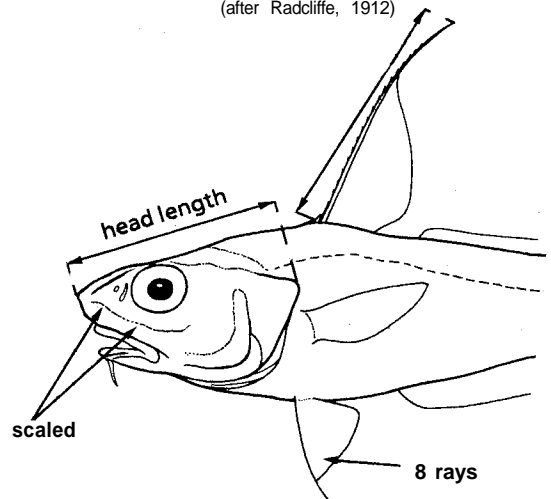
63b. Outer pelvic fin ray much less than head length; barbel slender; pyloric caeca 11 to 14; mouth opening relatively unrestricted, rictus extends to below anterior rim of orbits or beyond ***C. woodmasoni*** (Fig.466)

60b. Pelvic fin with 9 to 11 rays

64a. Pelvic fin with 10 or 11 rays



C. dubius
(after Radcliffe, 1912) **Fig. 463**



C. asprellus
(after Radcliffe, 1912) **Fig. 464**

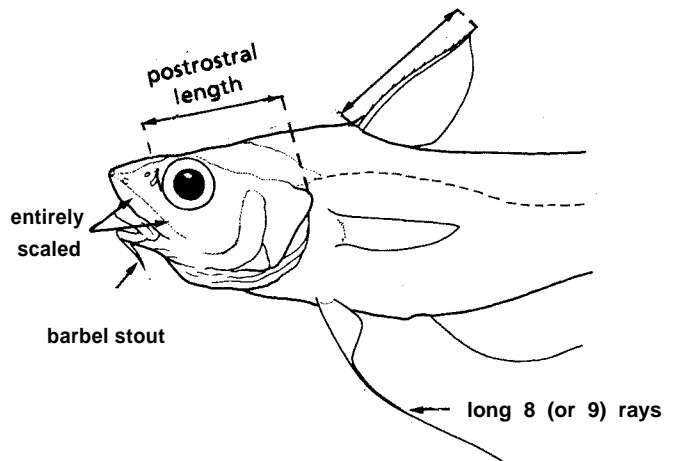
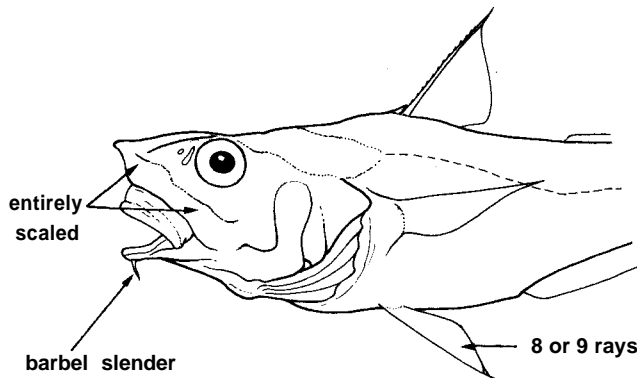


Fig. 465



C. woodmasoni
(after Alcock, 1899) **Fig. 466**

65a. Interspace between dorsal fins about equal to length of first dorsal fin base; second dorsal fin origin above origin of anal fin; scale rows below origin of second dorsal fin 5 to 5.5 **C. asper** (Fig. 467)

65b. Interspace between dorsal fins much longer than base of first dorsal fin; second dorsal fin origin well behind anal fin origin; scales below origin of second dorsal fin 6 to 10

66a. Barbel stout, 11 to 18% of head length; snout blunt, scarcely projecting beyond mouth; inner gill rakers on first arch 11 or 12; interorbital space very narrow, 19 to 21% of head length **C. zaniophorus** (Fig. 468)

66b. Barbel slender, short, 5 to 9% of head length; snout bluntly to acutely pointed, projecting moderately beyond mouth; inner gill rakers on first arch 8 to 11; interorbital space 20 to 27% of head length

67a. Ventral surfaces of snout with a median ventral naked strip; inner gill rakers of first arch 9 to 11 (total); dorsal fin spine more than postrostral length of head **C. nasutus** (fig. 469)

67b. Ventral surfaces of snout completely scaled; inner gill rakers on first arch 8 or 9 (total); dorsal fin spine much less than postrostral length of head... **C. mexicanus** (Fig. 448)

64b. Pelvic fin with 9 rays (sometimes 8 in **C. hoskynii**)

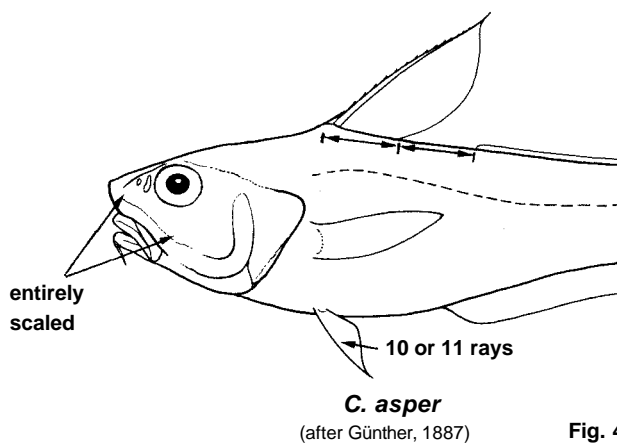


Fig. 467

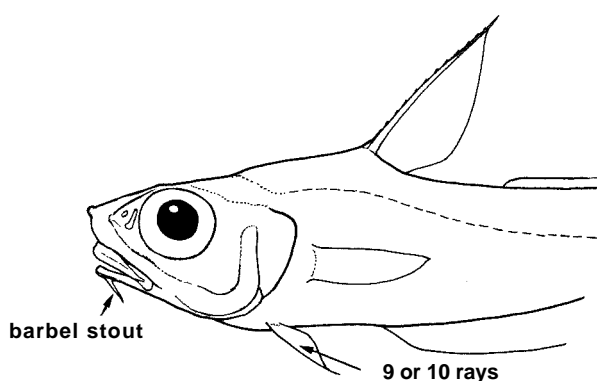


Fig. 468

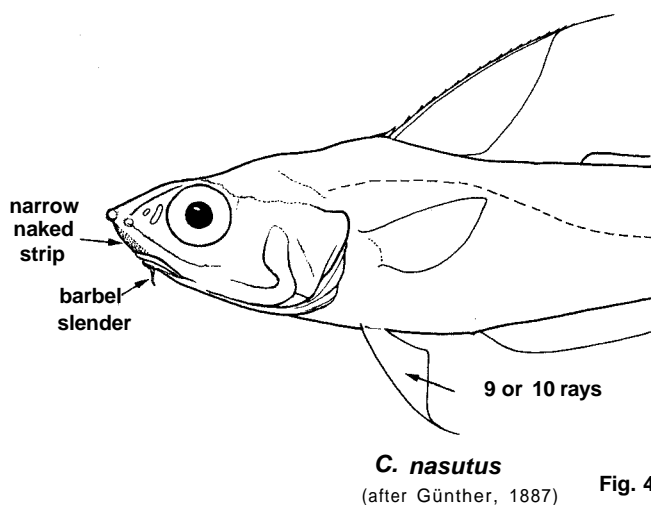


Fig. 469

68a. Barbel moderate to long, 11 to 34% of head length

69a. Snout blunt, barely protruding beyond large mouth; upper jaw 40 to 45% of head length ***C. dubius***
(Fig. 463)

69b. Snout more pointed, protruding beyond small to moderate-sized mouth; upper jaw much less than 40% of head length

70a. Orbits rather large, 30 to 34% of head length; origin of pelvic fins forward of pectoral fin origins; length of outer pelvic ray much less than length of head ***C. zaniophorus***
(Fig.468)

70b. Orbits less than 30% of head length; pelvic fin origin below or behind pectoral fin origin; outer pelvic fin ray about equal to or greater than head length

71a. Mouth small, posterior extent of rictus below anterior nostril ***C. carminifer***
(Fig. 465)

71b. Mouth moderate, rictus extends to below anterior margin of orbit or beyond ...***C. aequatoris***
(Fig. 470)

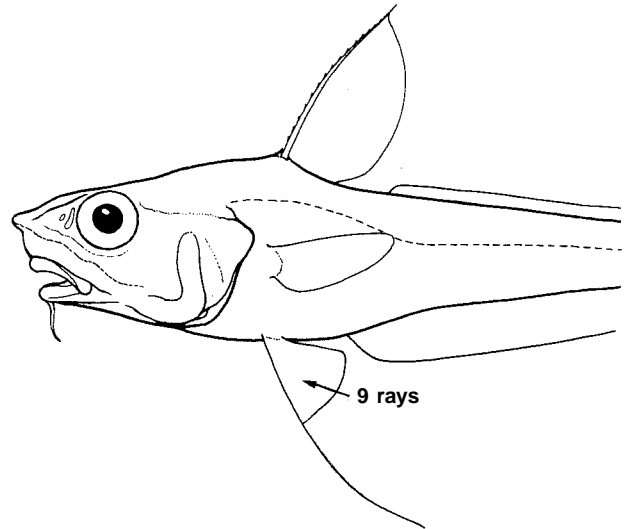
68b. Barbel short to rudimentary, less than 10% of head length

72a. Scale rows below origin of second dorsal fin about 5, body scales with spinules in parallel rows, the central longitudinal series slightly enlarged and projecting beyond scale margin (other spinules not projecting) ***C. hoskynii***
(Fig. 471)

72b. Scale rows below origin of second dorsal fin 6 to 8; body scales densely covered with slender spinules in irregular, somewhat quincunx arrangement, with no enlarged longitudinal series

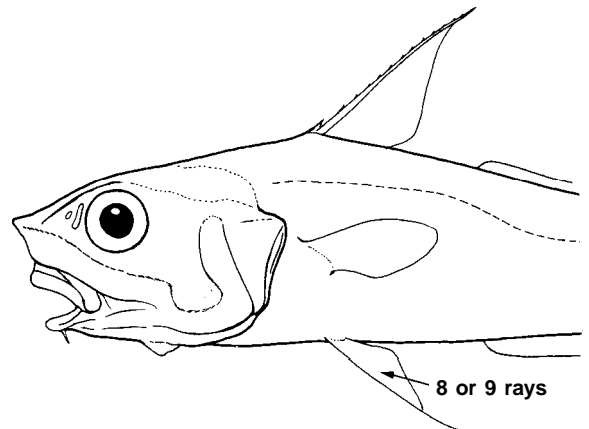
73a. Ventral surfaces of snout with a median ventral naked strip; inner gill rakers of first arch 9 to 11 (total); dorsal fin spine 0.8 to 1.3 times into post rostral length of head..... ***C. nasutus***
(Fig. 469)

73b. Ventral surfaces of snout completely scaled; inner gill rakers on first arch 8 to 9 (total); dorsal fin spine much less than postrostral length of head ***C. mexicanus***
(Fig.448)



C. aequatoris
(after Radcliffe, 1912)

Fig. 470



C. hoskynii
(after Alcock, 1899)

Fig. 471

List of *Coryphaenoides* Species

Subgenus *Bogoslovius* Jordan & Evermann, 1898

Coryphaenoides (B.) longifilis Günther, 1877

Subgenus *Chalinura* Good & Bean, 1883

Coryphaenoides (C.) brevibarbis (Goode & Bean, 1896)

Coryphaenoides (C.) fernandezianus (Günther, 1887)

Coryphaenoides (C.) leptolepis Günther, 1877

Coryphaenoides (C.) liocephalus (Günther, 1887)

Coryphaenoides (C.) mediterraneus (Giglioli, 1893)

Coryphaenoides (C.) murrayi Günther, 1878

Coryphaenoides (C.) profundicolus (Nybelin, 1957)

Coryphaenoides (C.) serrulatus Günther, 1878

Coryphaenoides (C.) striatulus Barnard, 1925

Coryphaenoides (C.) subserrulatus Makushok, 1976

Subgenus *Coryphaenoides* Gunnerus, 1765

Coryphaenoides (C.) acrolepis (Bean, 1884)

Coryphaenoides (C.) aequatoris (Smith & Radcliffe, 1912)

Coryphaenoides (C.) alateralis Marshall & Iwamoto, 1973

Coryphaenoides (C.) altipinnis Günther, 1877

Coryphaenoides (C.) anguliceps (Garman, 1899)

Coryphaenoides (C.) ariommus Gilbert & Thompson, 1916

Coryphaenoides (C.) asper Günther, 1877

Coryphaenoides (C.) asprellus (Smith & Radcliffe, 1912)

Coryphaenoides (C.) boops (Garman, 1899)

Coryphaenoides (C.) bucephalus (Garman, 1899)

Coryphaenoides (C.) bulbiceps (Garman, 1899)

Coryphaenoides (C.) camurus (Smith & Radcliffe, 1912)

Coryphaenoides (C.) capito (Garman, 1899)

Coryphaenoides (C.) carminifer (Garman, 1899)

Coryphaenoides (C.) cinereus (Gilbert, 1895)

Coryphaenoides (C.) delsolari Chirichigno & Iwamoto, 1977

Coryphaenoides (C.) dubius (Smith & Radcliffe, 1912)

Coryphaenoides (C.) filamentosus Okamura, 1970

Coryphaenoides (C.) filifer (Gilbert, 1895)

Coryphaenoides (C.) guentheri (Vaillant, 1888)

Coryphaenoides (C.) hextii (Alcock, 1890)

Coryphaenoides (C.) hoskynii (Alcock, 1890)

Coryphaenoides (C.) longicirrhus Gilbert, 1905

Coryphaenoides (C.) macrocephalus (Maul, 1951)

Coryphaenoides (C.) macrolophus (Alcock, 1889)

Coryphaenoides (C.) marginatus Steindachner & Döderlein, 1887

Coryphaenoides (C.) marshalli Iwamoto, 1970

Coryphaenoides (C.) mexicanus (Parr, 1946)

Coryphaenoides (C.) microps (Smith & Radcliffe, 1912)

Coryphaenoides (C.) myersi Iwamoto & Sazonov, 1988

Coryphaenoides (C.) nasutus Günther, 1877

Coryphaenoides (C.) oreinos Iwamoto & Sazonov, 1988

Coryphaenoides (C.) orthogrammus (Smith & Radcliffe, 1912)

Coryphaenoides (C.) paradoxus (Smith & Radcliffe, 1912)

Coryphaenoides (C.) paramarshalli Merrett, 1983

Coryphaenoides (C.) rudis Günther, 1878

Coryphaenoides (C.) rupestris Gunnerus, 1765

Coryphaenoides (C.) semiscaber Gilbert & Hubbs, 1920

Coryphaenoides (C.) sibogae Weber & de Beaufort, 1929

Coryphaenoides (C.) thelestomus Maul, 1951

Coryphaenoides (C.) tydemani (Weber, 1913)

Coryphaenoides (C.) woodmasoni Alcock, 1890

Coryphaenoides (C.) zaniophorus (Vaillant, 1888)

Subgenus *Lionurus* Günther, 1887

Coryphaenoides (L.) carapinus (Goode & Bean, 1883)

Coryphaenoides (L.) filicaudus Günther, 1887

Subgenus *Nematonurus* Günther, 1887

Coryphaenoides (N.) affinis (Günther, 1878)

Coryphaenoides (N.) armatus (Hector, 1875)

Coryphaenoides (N.) ferrieri (Regan, 1913)

Coryphaenoides (N.) lecointei (Dollo, 1900)

Coryphaenoides (N.) yaquinae Iwamoto & Stein, 1974

Note The species described below do not take account of the subgenera. They appear in alphabetical order by species name only

Coryphaenoides acrolepis (Bean, 1884)

Fig. 472

MACROUR Cory 1

Scientific Name with Reference : *Macrurus acrolepis* Bean, 1884, Proc.U.S.Natl.Mus. (1883)6:362-3 (off Washington, USA).

Synonyms : *Macrurus firmisquamis* Gill & Townsend, 1897; *Bogoslovius firmisquamis* -- Jordan & Evermann, 1898; *Coryphaenoides bona-nox* Jordan & Thompson, 1914; *Hemimacrurus acrolepis* -- Fraser-Brunner, 1935; *Coryphaenoides acrolepis* -- Gilbert & Hubbs, 1916; *Nematonurus acrolepis* -- Okada & Matsubara, 1938.

FAO Names : En - Pacific grenadier

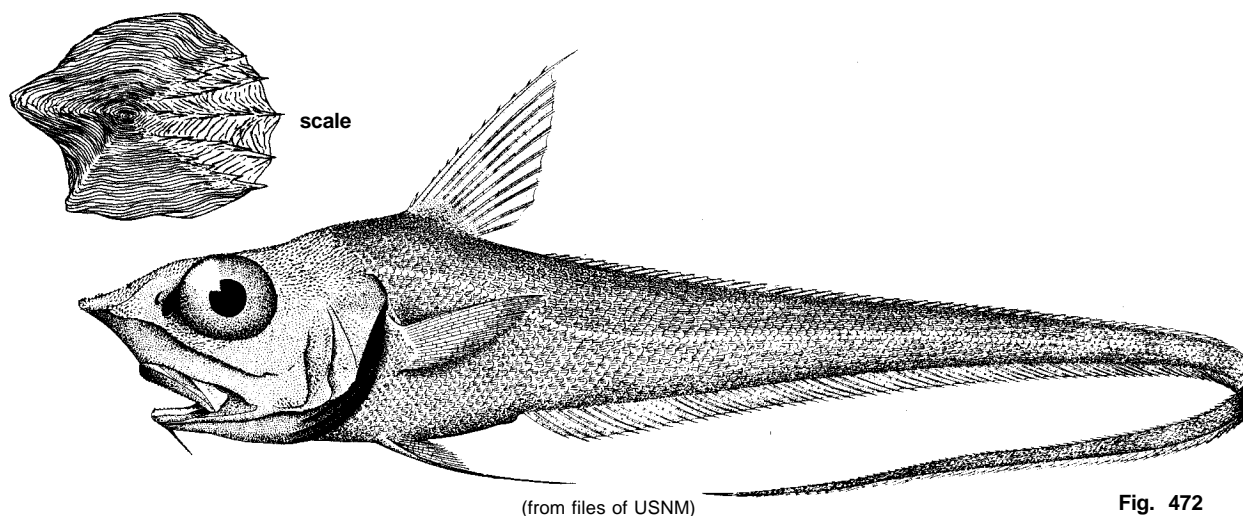


Fig. 472

Diagnostic Features : A large species of the subgenus *Coryphaenoides*, with a prominent snout armed with stout tubercular scales along leading edge; a small chin barbel; teeth in two irregular rows or in a narrow band in both jaws, those in lower somewhat smaller than those in upper jaw. Inner gillrakers on first arch 11 to 13 (total). Measurements in percentage of head length: snout length 25 to 30, orbit diameter 24 to 31, interorbital space 18 to 24; upper jaw 36 to 44; barbel length 11 to 19; isthmus to anal fin origin 82 to 100. Interspace between first and second dorsal fins 8 to 15. First dorsal fin with 2 spines and 9 to 11 rays; pelvic fin rays 8 (rarely 9); outer pelvic fin ray relatively short, 50 to 70% of head length. Scales adherent, covered with coarse spinules in 3 to 5 divergent rows; head scaled completely except for a narrow ventro-median strip on snout, ventral edges of snout and suborbital space; scales below middle of first dorsal fin base 7 to 9 (rarely 10). Pyloric caeca 12 to 14. **Colour:** overall grey to greyish-brown in young, turning to dark brown or blackish in adults; fins generally dark.

Geographical Distribution : North Pacific from northern Japan to Okhotsk and Bering seas, south along North American coasts to northern Mexico (Fig.473).

Habitat and Biology : A benthopelagic mid-slope species, primarily in bottom depths from 600 to 2 500 m depth (temperatures 1° to 4°C). Appears to wander off slope bottom into midwaters of appropriate depths, as it is sometimes taken bathypelagically, and individuals often contain pelagic food items. Feeds on small fish, euphausiids, prawns, amphipods and cephalopods.

Size : To more than 87 cm total length.

Interest to Fisheries : This large species is one of the most common grenadier in the North Pacific and sometimes taken by commercial trawlers fishing for Dover sole on the United States west coast. It is occasionally landed in United States west coast and Japan as incidental catch from long-line fisheries. The Japan/US joint longline survey reported

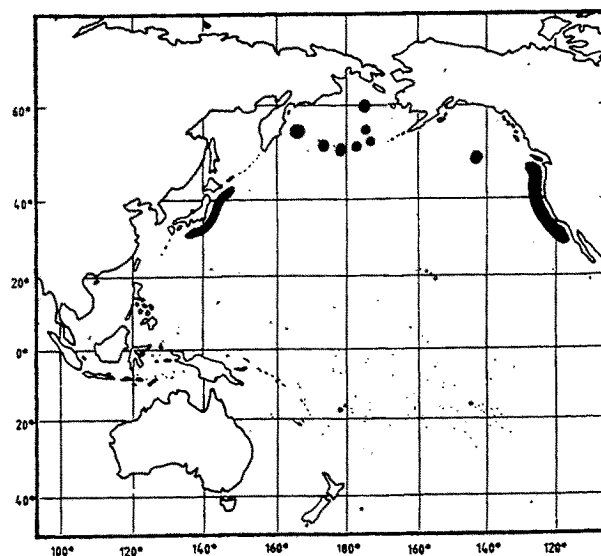


Fig. 473

that the average density of this species in 1985 and 1986 was fairly low in comparison with levels in previous years, and catch rates during the surveys decreased by 13% from 1985 to 1986. Sold in the United States as fresh filets. Considered to be a foodfish of high quality in Japan.

Local Names : CANADA: Rough-scaled grenadier; JAPAN: Ibarahige; USA: Pacific grenadier

Literature : Clemens & Wilby (1961); Okamura (1970); Hart (1973); Percy & Ambler (1974); Iwamoto & Stein (1974); Int. North Pacif Fish Comm (1987)

Remarks : Readily distinguished from its close relative *C. filifer* (Gilbert, 1895) by its fewer pelvic fin rays (8 against 10 or 11 in *C. filifer*) and segmented dorsal fin rays; (9 to 11 against usually 12 or 13 in *C. filifer*), the less elongated fin rays, the more adherent scales with stouter spinules, and an entirely black orbital rim.

Coryphaenoides anguliceps (Garman, 1899)

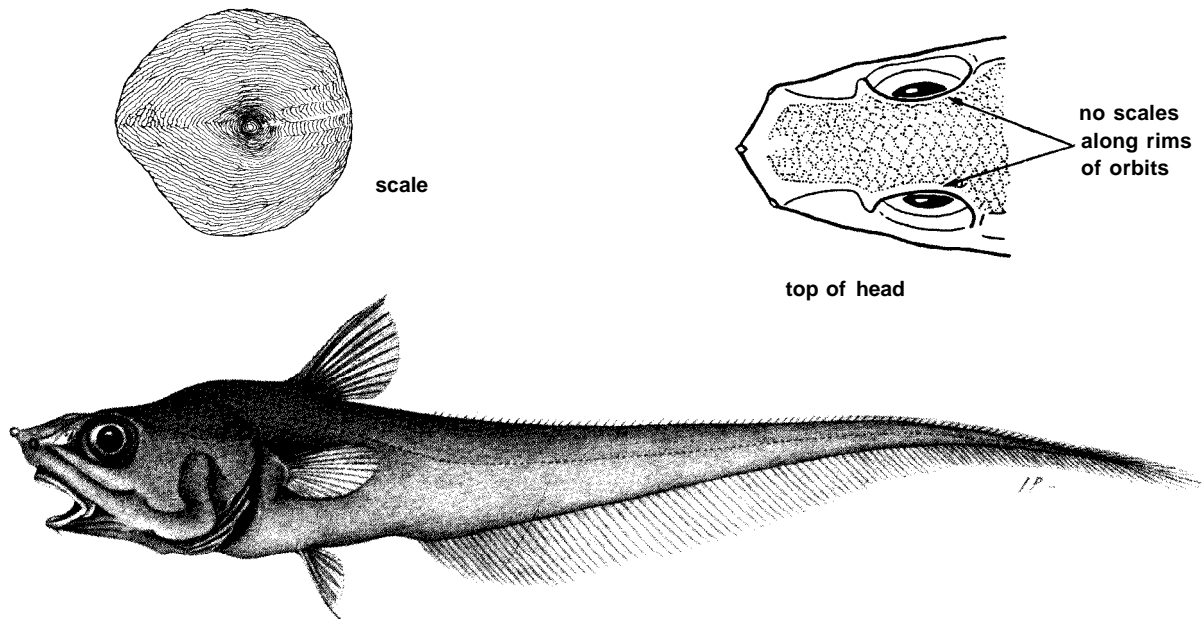
Fig. 474

MACROUR Cory 2

Scientific Name with Reference : *Macrurus anguliceps* Garman, 1899, Mem.Mus.Comp.Zool.Harvard, 24:212, pl. G, fig.1; pl.83, fig.2 (Cocos Ridge between Panama and Galapagos; 5°56'N, 85°10.5'W; 2149 m).

Synonyms : *Coryphaenoides anguliceps*--Gilbert & Hubbs, 1916; *Macrurus liraticeps* Garman, 1899; *Coryphaenoides liraticeps*--Gilbert & Hubbs, 1916; *Macrurus latinasutus* Garman, 1899; *Coryphaenoides latinasutus*--Gilbert & Hubbs, 1916; *Lionurus latinasutus*--Marshall, 1973.

FAO Names : En - Loosescale grenadier.



(adapted from Iwamoto & Sazonov, 1988)

Fig. 474

Diagnostic Features : Snout prominent and pointed, chin barbel tiny; small teeth in bands in both jaws; inner gill rakers of second arch 7 to 9 (total). Measurements in percentage of head length: snout length 28 to 34; orbit diameter 21 to 29; interorbital space 17 to 24; upper jaw 27 to 35; barbel 3 to 9. First dorsal fin with 2 spines and 8 to 10 rays; pelvic fin with 8 (rarely 7 or 9) rays. Scales highly deciduous; ventral and leading surfaces of snout naked; suborbital region dorsally mostly naked; suborbital ridge scales small if present; head ridges without enlarged scute-like scales; transverse scale rows across interorbital space 6 to 8; scales below midbase of first dorsal fin 3.5 to 5.5.

Colour: overall grey brown to dark brown (descaled areas whitish); oral cavity pale to greyish.

Geographical Distribution : Gulf of California to northern Peru and Galapagos (Fig. 475).

Habitat and Biology : A deep-slope species of the tropical eastern Pacific. Benthopelagic in depths from 722 to 2 418 m depth.

Size : To more than 50 cm total length.

Interest to Fisheries : A rather common species where found, but of no current commercial interest.

Literature : Garman (1899); Iwamoto & Sazonov (1988).

Remarks : Serrations on the leading edge of the second spinous dorsal ray and spinulation on scales become reduced in large individuals. This species is most likely to be confused with *C. ariommus*, a more southerly species whose range overlaps in northern Peru. The two can be distinguished by the number of transverse scale rows across the interorbital space (11 to 14 in *C. ariommus*), the absence of ridge scales over the orbits in *C. anguliceps*, the darker oral cavity and generally more pelvic rays in *C. ariommus* (9).

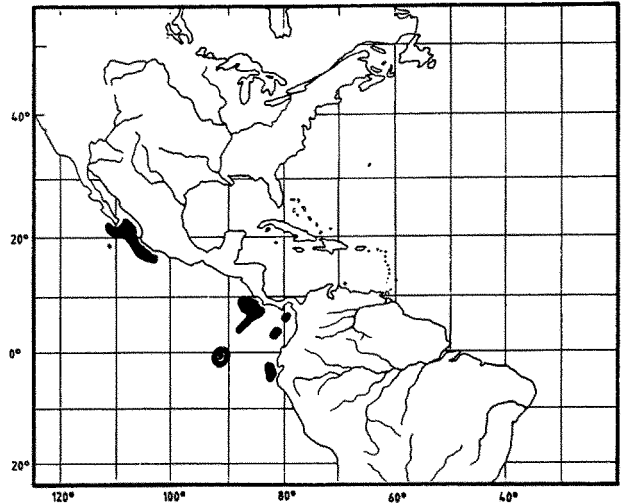


Fig. 475

Coryphaenoides ariommus Gilbert & Thompson, 1916

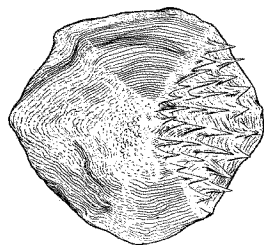
Fig. 476

MACROUR Cory 3

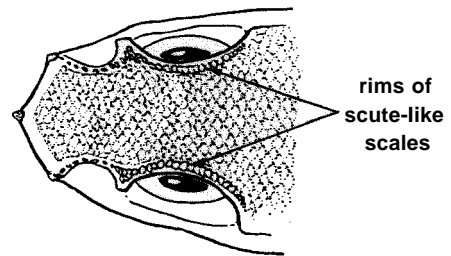
Scientific Name with Reference : *Coryphaenoides ariommus* Gilbert & Thompson, in Thompson, 1916, *Proc.U.S.Natl.Mus.*, 50:401, pl.5, fig.1 (off Lota, Chile; 38°08'S, 75°53'W; in 1238 m).

Synonyms : None

FAO Names : En - Humboldt grenadier.




scale



rims of
scute-like
scales

top of head



(from Iwamoto & Sazonov, 1988)

Fig. 476

Diagnostic Features : Snout moderately pointed, chin barbel tiny; small teeth in bands in both jaws; gill rakers in second arch 7 to 10 (total). Measurements in percentage of head length: snout 28 to 35; orbit diameter 25 to 36; interorbital space 20 to 29; upper jaw 25 to 31; barbel 4 to 9. First dorsal fin with 2 spines and 8 or 9 rays (rarely 7 or 10); pelvic fin rays 9 (rarely 8 to 10). Scales moderately adherent; underside and leading margin of snout naked except for scutes at tip and lateral angles; a file of small embedded scales along suborbital space, but region dorsally mostly naked; small but coarse scutelike scales on head ridges; transverse scale rows across interorbital space 11 to 14. Spinules on body scales short, conical in young, more triangular and flattened in adults, arranged in parallel to divergent longitudinal rows; scales below midbase of first dorsal fin 4.5 to 6.5. **Colour**: overall light to medium brown; lips and barbel dark brown; oral cavity blackish.

Geographical Distribution : Northern Peru to southern Chile (38°S) (Fig. 477).

Habitat and Biology : A middle slope species of the temperate southeastern Pacific in depths from 768 to 1 860 m.

Size : To at least 46 cm total length.

Interest to Fisheries : Species may be locally abundant, judged from catches of oceanographic research vessels, but probably of little or no commercial value.

Literature : Gilbert & Thompson (1916); Pequeño (1971); Iwamoto & Sazonov (1988).

Remarks : This species is most likely to be confused with *C. anguliceps*, but the more numerous and more adherent scales across the interorbital space, the scutelike ridge scales on the dorsal orbital margins, the darker oral cavity and generally more pelvic rays in *C. ariommu*s (9) are distinguishing.

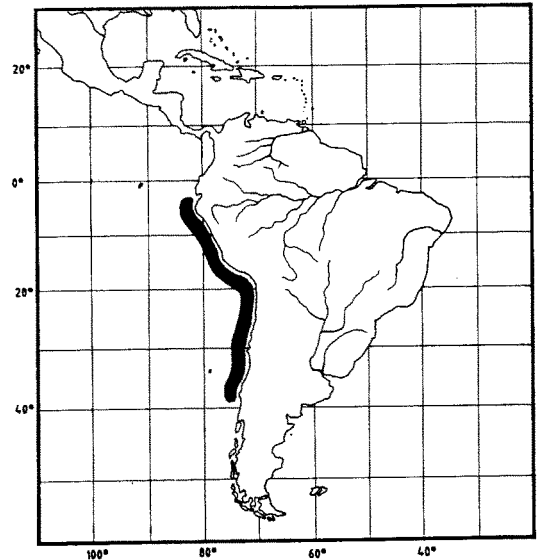


Fig. 477

Coryphaenoides armatus (Hector, 1875)

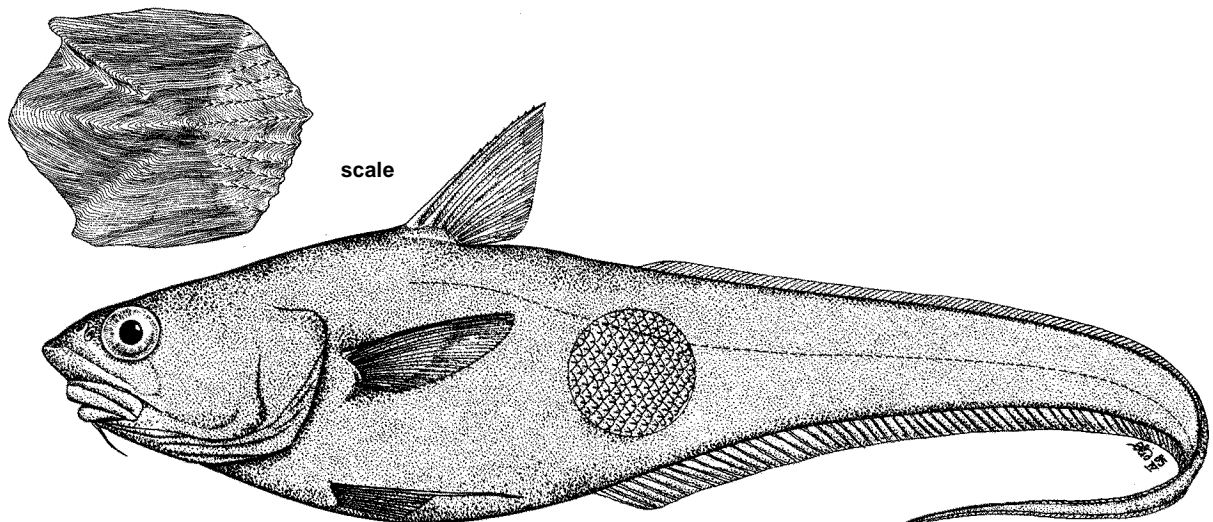
Fig. 478

MACROUR Cory 4

Scientific Name with Reference : *Macrurus armatus* Hector, 1875, Ann.Mag.Nat.Hist., ser.4, 15:81 (off Cape Farewell, New Zealand; 732 m).

Synonyms : *Coryphaenoides variabilis* Günther, 1878; *Macrurus asper* Goode & Bean, 1883; *Macrurus goodii* Günther, 1887; *Macrurus (Nematonurus) armatus*--Günther, 1887; *Coryphaenoides gigas* Vaillant, 1888; *Macrurus cyclolepis* Gilbert, 1895; *Hymenocephalus goodei*--Goode & Bean, 1896; *Nematonurus armatus*--Goode & Bean, 1896; *Nematonurus gigas*--Goode & Bean, 1896; *Macrurus (Nematonurus) suborbitalis* Gill & Townsend, 1897; *Macrurus (Hymenocephalus) goodei*--Lutken, 1898; *Moseleya cyclolepis*--Jordan & Evermann, 1898; *Nematonurus goodei*--Jordan & Evermann, 1898; *Nematonurus suborbitalis*--Jordan & Evermann, 1898; *Nematonurus abyssorum* Gilbert, 1915; *Coryphaenoides (Nematonurus) armatus*--Gilbert & Hubbs, 1916; *Dolloa cyclolepis*--Jordan, Evermann & Clark, 1930; *Coryphaenoides abyssorum*--Barnhart, 1936; *Coryphaenoides cyclolepis*--Clemens & Wilby, 1961.

FAO Names : En- Abyssal grenadier.



(after Günther, 1887)

Fig. 478

Diagnostic Features : Ventral aspects of head mostly naked, including snout, most ventral surfaces of suborbital space, ventral preopercular margin and anterior part of mandible; premaxillary teeth stoutly conical, the tips somewhat spatulate, in 1 (large adults) or 2 distinct rows; in 1 row on mandible; inner gill rakers on first arch 11 to 14. Measurements in percentage of head length; snout 20 to 31; preoral length 6 to 17; orbit diameter 18 to 27; interorbital space 21 to 26; orbit to angle of preopercle 35 to 49; suborbital width 9 to 13; upper jaw 34 to 40; barbel 11 to 19. First dorsal fin with 2 spines and 8 to 10 rays, pectoral fin rays i17 to i21; pelvic fin rays usually 10 in Atlantic, and usually 11 or 12 in Pacific specimens. Body scales rather thin and deciduous, finely covered with parallel rows of thin, sharp spinules, the median row slightly larger than adjacent rows; scales over suborbital shelf small, about 4 rows wide; no enlarged snout scutes; scale rows below midbase of first dorsal fin 6 to 8.

Geographical Distribution : World-wide (Fig. 479).

Habitat and Biology : A deep-slope, upper continental rise species, common in deep waters of most oceans between approximately 2 000 and 4 700 m depth, beyond which it is replaced by *C. yaquinae*. In the Pacific, it is apparently confined to the Pacific rim. Feeds on a variety of benthic invertebrates (especially crustaceans and holothuroids) when young, switching to primarily mesopelagic and bathypelagic fish, and sea urchins and cephalopods as adults.

Size : To 102 cm total length.

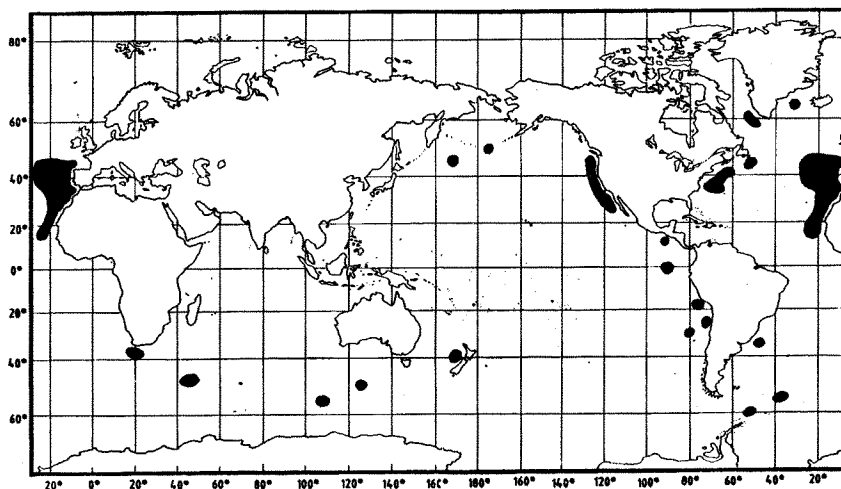


Fig. 479

Interest to Fisheries : The species is large and taken in moderate numbers by oceanographic research vessels, but lives at depths too great to be of commercial potential.

Local Names : USA: Abyssal macrourid; USSR: Dolgokhvost vooruzhennyi.

Literature : Günther (1887); Parr (1946); Grey (1956); Nybelin (1957); Pearcy & Ambler (1974); Haedrich & Henderson (1974); Iwamoto & Stein (1974); Wilson & Waples (1983, 1984); Wilson & Smith (1984).

Remarks : *Coryphaenoides armatus* is most likely to be confused with *C. yaquinae*, but its squamation and dentition are distinguishing. Wilson & Waples (1984) recognize two subspecies, *C. armatus variabilis* from the North Pacific and *C. armatus armatus* from everywhere else.

Coryphaenoides carminifer (Garman, 1899)

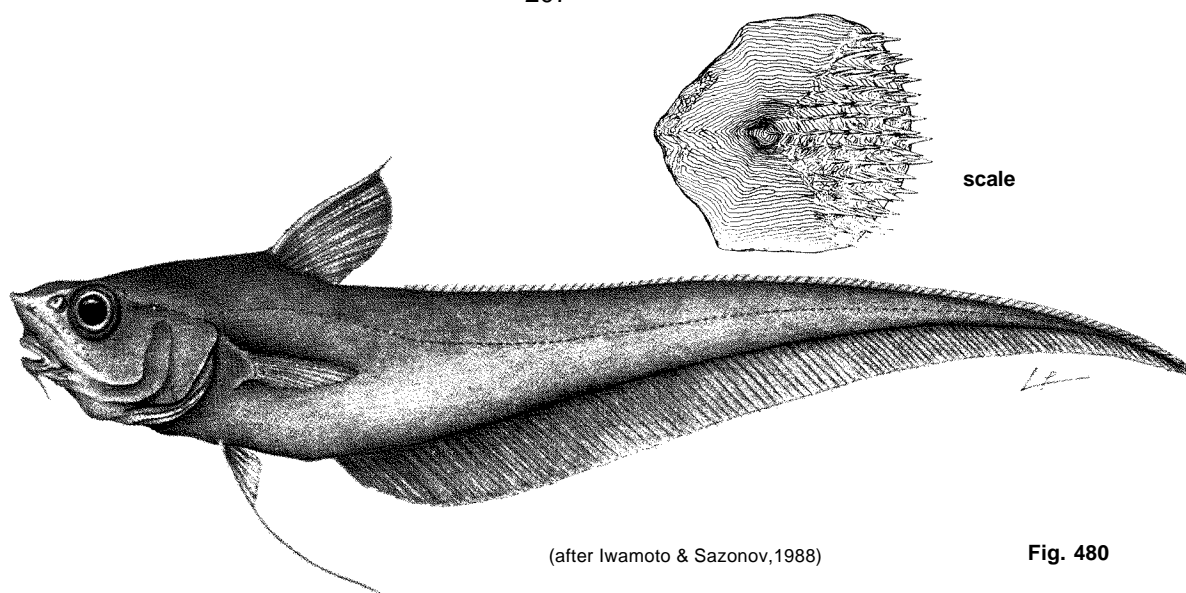
Fig. 480

MACROUR Cory 5

Scientific Name with Reference : *Macrurus carminifer* Garman, 1899, Mem.Mus.Comp.Zool.Harvard. 24:204-6, pl.46, fig.2 (Gulf of Panama; 7°15'N, 79°36'W; 1865 m).

Synonyms : *Coryphaenoides carminatus* -- Gilbert & Hubbs, 1916: 144 (misspelling of specific name)

FAO Names : En - Carmine grenadier; Fr - Grenadier carmin; Sp - Granadero carminifero



(after Iwamoto & Sazonov, 1988)

Fig. 480

Diagnostic Features : Snout short, bluntly pointed; chin barbel thick; small teeth in narrow bands in both jaws; inner gill rakers on first arch 8 to 10 (total), outer gill rakers on second arch 8 to 10 (total). Measurements in percentage of head length: snout length 26 to 31; orbit diameter 26 to 31; interorbital space 26 to 31; upper jaw 27 to 32; barbel 14 to 23. First dorsal fin with 2 spines and 8 to 10 rays; pectoral fin rays i16 to i22; pelvic fin rays 8 or 9. Scales adherent; head uniformly and completely scaled, stout scutes at tip and lateral angles of snout; spike-like spinules on body scales in parallel rows; scales below midbase of first dorsal fin 5.5 to 8.5.

Geographical Distribution : Gulf of Panama to Ecuador (Fig. 481).

Habitat and Biology : An uncommon slope species with a restricted range in the tropical eastern Pacific in depths from 589 to 1865 m.

Size : To at least 36 cm total length.

Interest to Fisheries : None at present.

Literature : Garman (1899); Iwamoto & Sazonov (1988).

Remarks : The notably thick barbel and complete head squamation immediately distinguish *C. carminifer* from other eastern Pacific members of the genus. It shares these features with *C. zaniophorus* Vaillant, 1888, from the Atlantic, but differs from that species in having a smaller orbit diameter and a broader interorbital space.

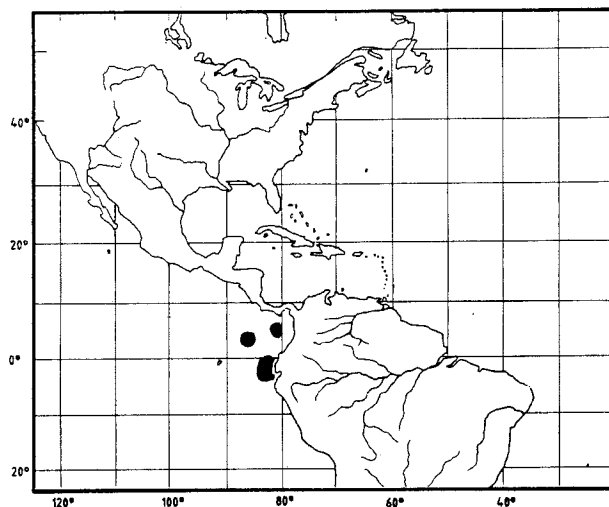


Fig. 481

***Coryphaenoides cinereus* (Gilbert, 1895)**

Fig. 482

MACROUR Cory 6

Scientific Name with Reference : *Macrurus cinereus* Gilbert, 1895, Rep.U.S.Comm.Fish Fish. (1893)19:457 (Bering Sea).

Synonyms : *Macrurus cinereus* Gilbert, 1895; *Coryphaenoides cinereus* Gilbert & Hubbs, 1916.

FAO Names : En - Popeye grenadier.

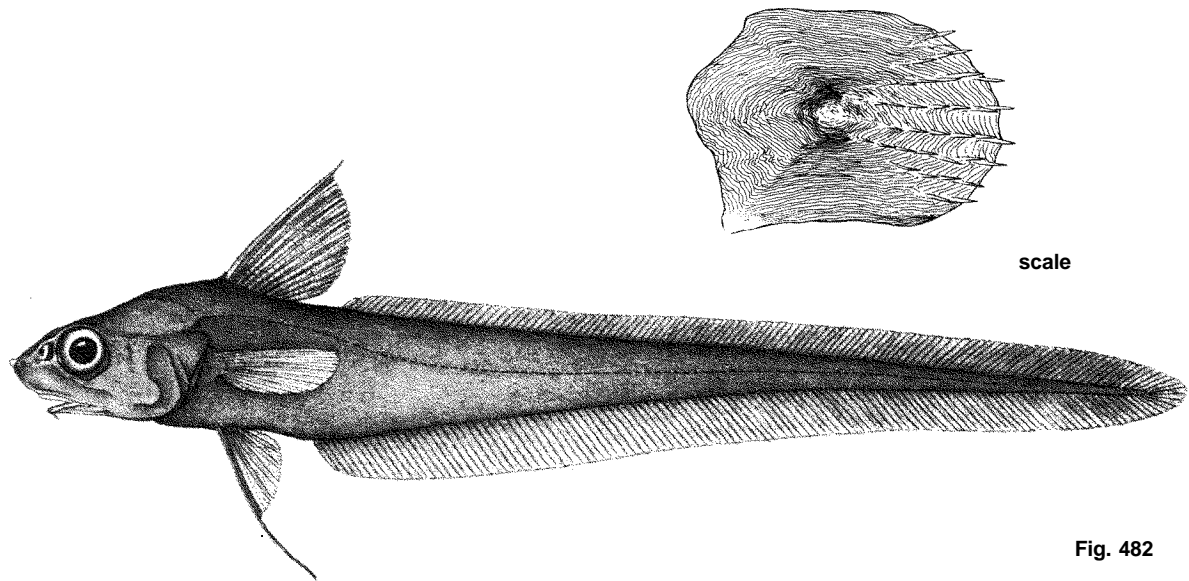


Fig. 482

Diagnostic Features : A medium-sized species, usually less than 45 cm. Snout tipped with a broad spinous scute; suborbital shelf very narrow anteriorly; interopercle broadly rounded posteriorly; chin barbel very short; teeth small, fine, in narrow bands in both jaws; inner gill rakers on second arch 1 or 2 + 10 to 13 (total 12 to 14). Measurements in percentage of head length: snout 25 to 29; orbit diameter 26 to 34; interorbital space 24 to 30; upper jaw 35 to 38; barbel 2 to 8; interspace between first and second dorsal fins about 15 to 22. Fins moderately large; height of first dorsal fin 85 to 105% of head length; pelvic fins usually 67 to 141 % of head length (longer in males); first dorsal fin with 2 spines and usually 10 to 12 rays; pectoral fin rays usually i18 to i22; pelvic fin rays 8 to 10 (usually 9). Scales rather deciduous; spinules on body scales in 3 to 10 low, fine, subparallel, ridgelike rows; leading edge and most of underside of snout naked; gill and gular membranes and interopercle naked; no enlarged, stout, deeply embedded scales along suborbital region; grooved scales of lateral line discontinuous; scales below midbase of first dorsal fin about 8. Pyloric caeca short, 5 to 7. **Color**: greish brown (whitish denuded); fins blackish to dusky; mouth and gill cavities blackish.

Geographical Distribution : North Pacific from northern Japan to Okhotsk Sea, Bering Sea and south to Oregon (USA) (Fig. 483).

Habitat and Biology : Benthopelagic in 225 to 2 832 m depth, but most common in 400 to 950 m in the Bering Sea, 720 to 1 860m (0° to 3°C) off Japan. Feeds primarily on pelagic forms.

Size : To 56 cm total length.

Interest to Fisheries : Taken in moderate quantities in the Bering Sea in 600 to 900 m depth. Species apparently too small for fresh consumption, used mostly for fishmeal.

Local Names : JAPAN: Karafutosokodara; USA: Ghost rattail, Popeye grenadier.

Literature : Birshteyn & Vinogradov (1955); Okamura (1970a); Iwamoto & Stein (1974); Sawada in Amaoka *et al.* (1983); Allen & Smith (1988).

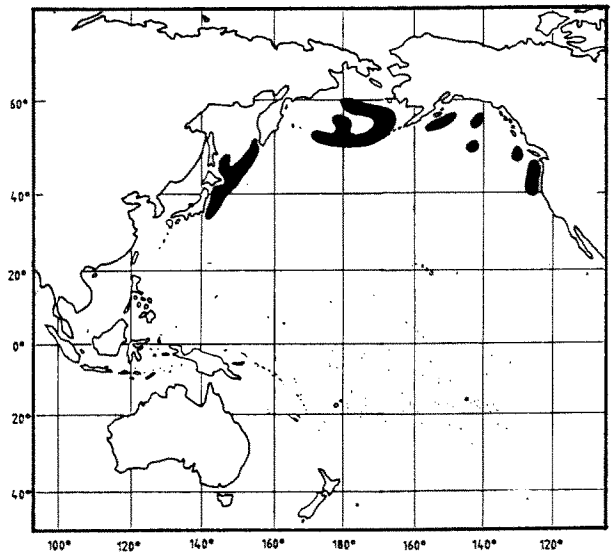


Fig. 483

Remarks : Considerable geographic variation in counts and morphometry have been noted in this species. The length of the outer pelvic ray is sexually dimorphic, the rays of the males being longer than those of comparable-sized females.

Coryphaenoides delsolari Chirichigno & Iwamoto, 1977

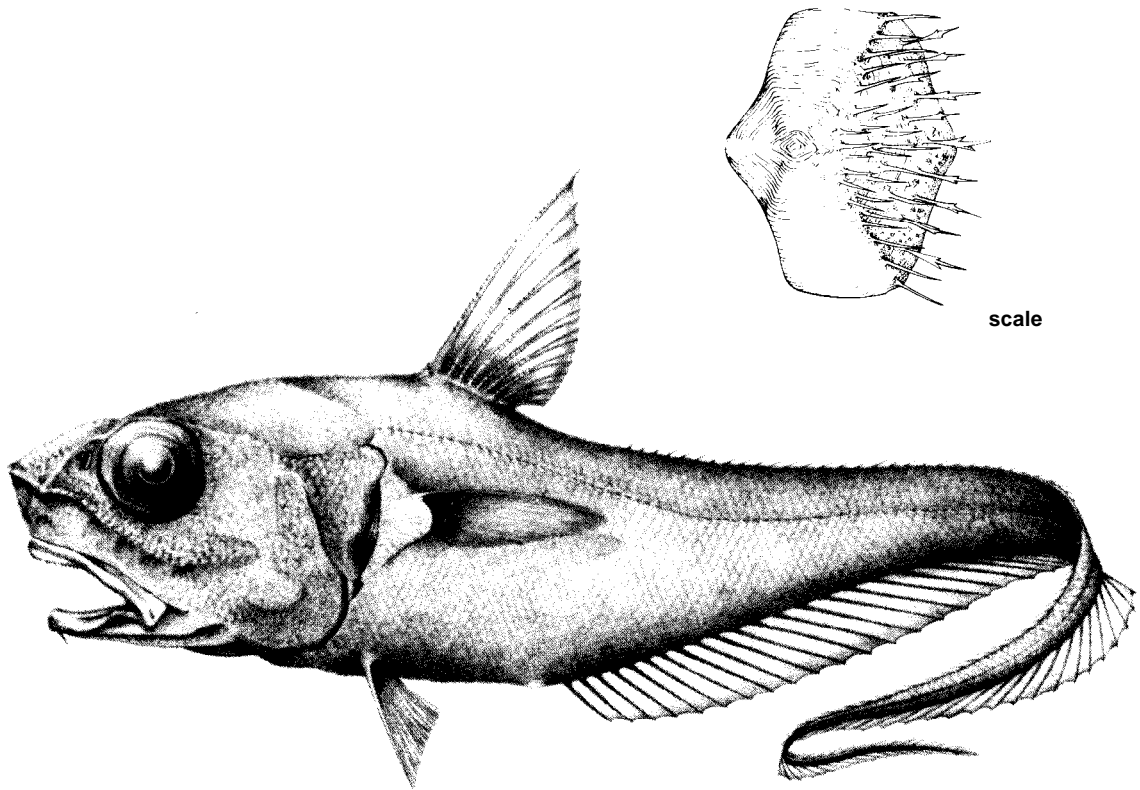
Fig. 484

MACROUR Cory 7

Scientific Name with Reference : *Coryphaenoides delsolari* Chirichigno & Iwamoto, 1977, Proc.Biol.Soc.Wash., 89(45):519 (off Gulf of Guayaquil, Ecuador; 3°15'S. 80°55'W; 945 to 960 m).

Synonyms : *Nematonurus* sp. aff. *altipinnis*--Chirichigno, 1968; *Coryphaenoides* nov.sp.--Chirichigno, 1974

FAO Names : **En** - Trident grenadier; **Fr** - Grenadier pichirat; **Sp** - Granadero pichirata



(from Chirichigno & Iwamoto, 1977)

Fig. 484

Diagnostic Features : A medium-sized species. Snout bluntly pointed, terminal and lateral angles tipped with stout scutes; chin barbel small, more than 4 times into orbit diameter; teeth small, in broad bands in upper jaw, outer series slightly enlarged, in narrow band in lower jaw; inner gill rakers on second arch 1 or 2 + 9 to 12 (total 11 to 14). Measurements in percentages of head length: snout length 26 to 32, orbit diameter 23 to 34; interorbital space 23 to 32; suborbital width 12 to 17; upper jaw 35 to 41; outer gill slit 11 to 17; barbel 3 to 10; isthmus to anal fin origin 60 to 91; interspace between first and second dorsal fins 13 to 45. Fins not especially prolonged. First dorsal fin with 2 spines and 8 to 10 rays; pectoral fin rays i 18 to i23 (usually i20 to i22); pelvic fin rays 9 or 10; outer pelvic ray extends slightly beyond anal fin origin. Scales densely covered with slender, relatively erect spinules in quincunx pattern or in slightly divergent rows; most spinules in adults (greater than 50 mm head length) with tridentate tips; almost all head and body scaled, including undersurface of snout and mandibular rami, but not interopercle and gill membranes; scales below midbase of first dorsal fin 4.5 to 8. Pyloric caeca short, 11 to 14. **Colour**: overall brownish, darker in adults; fins and naked areas blackish; gill and mouth cavities blackish.

Geographical Distribution : Cocos island (04°50'N) to central Chile (32°S) and Galapagos (Fig. 485).

Habitat and Biology : Benthopelagic in 300 to 1 645 m, but most common in 600 to 1200 m depth.

Size : To 51 cm total length.

Interest to Fisheries : Taken as bycatch by trawlers, but no separate statistics recorded.

Local Names : PERU: Peje-rata, Ratón.

Literature : Chirichigno & Iwamoto (1977).

Remarks : A peculiar species most notable for the tridentate spinules on body scales of large individuals.

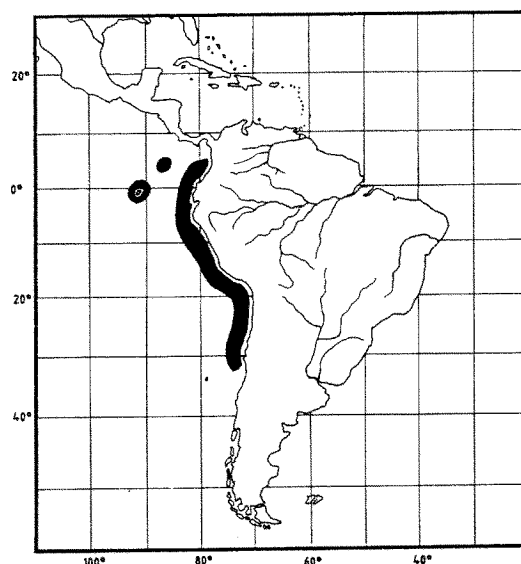


Fig. 485

***Coryphaenoides guentheri* (Vaillant, 1888)**

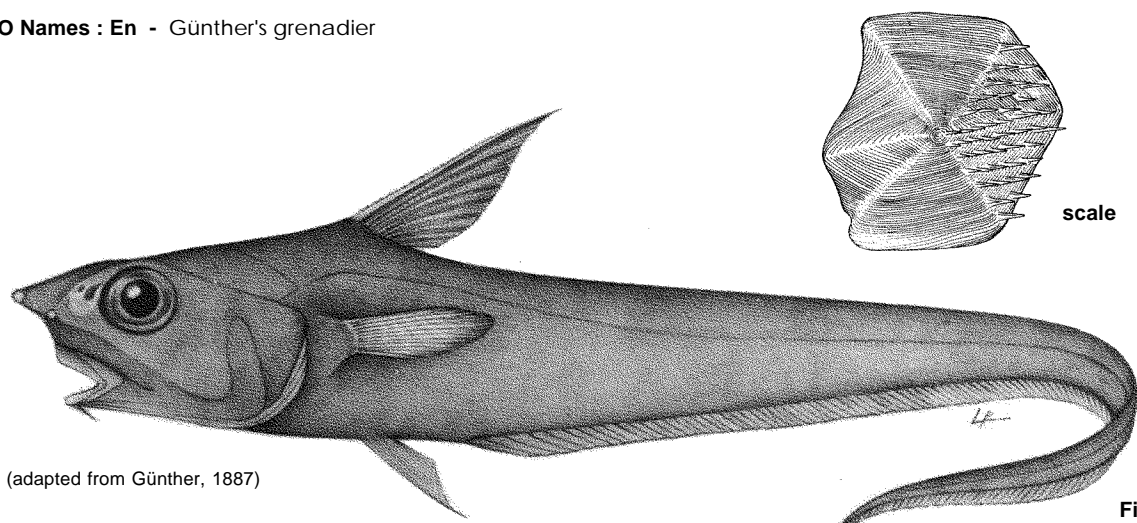
Fig. 486

MACROUR Cory 8

Scientific Name with Reference : *Macrurus guentheri* Vaillant, 1888, Exped.Sci.TRAVAILLEUR et TALISMAN Poissons, Paris :386 (Atlantic off Morocco; 30°01'N, 11°46'W; 2200 and 2115 m).

Synonyms : *Macrurus sclerorhynchus* (non Valenciennes)-Günther, 1887; *Macrurus holotrachys*-Vaillant, 1887; *Macrurus guentheri*--Collett, 1896; *Macrurus ingolfi* Lütken, 1898; *Coryphaenoides (Macrurus) guentheri*--Collett, 1905; *Coryphaenoides ingolfi*--Gilbert & Hubbs, 1916; *Coryphaenoides guentheri*-Gilbert & Hubbs, 1916; *Lionurus guntheri*--Farran, 1924; *Macruropus guentheri*--Fowler, 1936; *Chalinura guentheri*--Nybelin, 1948.

FAO Names : En - Günther's grenadier



(adapted from Günther, 1887)

Fig. 486

Diagnostic Features : Body slender, its greatest depth about equal to postrostral length. Snout acute, pointed, with stout terminal and lateral scutes; mouth small, restricted laterally, its opening extends posteriorly only to below anterior margin of pupil, upper jaw extends to mid-orbit; barbel short, thin, less than 20% of head length; orbit diameter about equal to or slightly smaller than snout, about equal to interorbital space; suborbital region angulate; a stout, narrow shelf two scales wide below orbit; teeth in broad villiform bands in both jaws; premaxillary band falls short of end of rictus, mandibular band to end of rictus; preopercular ridge strongly angulated; inner gill rakers on first arch 1 or 2 + 7 or 8 (9 or 10 total); outer gill rakers on second arch 1 or 2 + 6 or 7 (8 or 9 total). Measurements in percentage of head length: snout length 31 to 34; preoral length 21 to 24; orbit diameter 28 to 30; suborbital shelf 12 to 14; interorbital space 21 to 26; upper jaw 28 to 31; barbel 9 to 13; isthmus to anal fin origin 73 to 85; interspace between first and second dorsal fins 16 to 48; gill membranes strongly attached to isthmus, without a free fold.

First dorsal fin with 2 spines and 9 to 11 rays; teeth along leading edge of spinous first dorsal ray slender, sharp, and prominent; pectoral fin rays i18 to i21; pelvic fin rays 7 or 8 (usually 8). Scales with short, conical, greatly reclined spinules in as many as 8 parallel rows on scales below second dorsal fin; underside of head almost entirely naked from snout tip to below posterior 1/4 of orbit; leading edge of snout and upper anterior margin naked; scales below midbase of first dorsal fin about 5, below second dorsal fin base 6.5 to 7.5. **Colour:** overall light greyish brown; bluish over abdomen and gill cover; mouth and gill cavities black; fins dusky to pale.

Geographical Distribution : Eastern North Atlantic from about 61°N to 20°N and in the western Mediterranean (Fig. 487).

Habitat and Biology : Benthopelagic in 831 to 2 830 m depth. Feeds on annelids, isopods and mysids.

Size : To at least 50 cm total length.

Interest to Fisheries : None.

Literature : Vaillant (1888); Collett (1896); Koefoed (1927); Nybelin (1948); Marshall & Iwamoto (in Marshall, 1973); Merrett (1978).

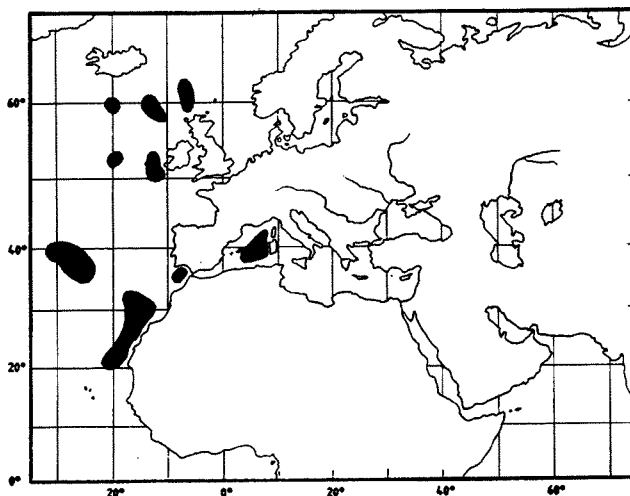


Fig. 487

***Coryphaenoides longifilis* (Günther, 1877)**

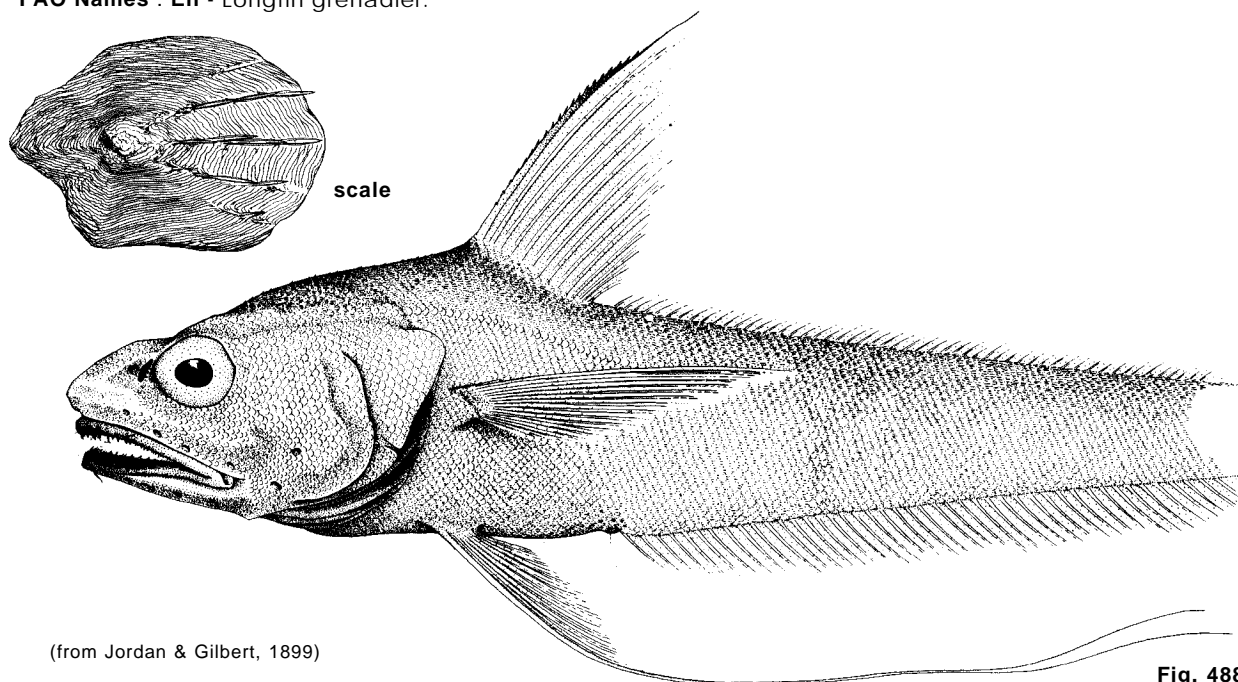
Fig. 488

MACROUR Cory 9

Scientific Name with Reference : *Coryphaenoides longifilis* Günther, 1887, *Ann.Mag.Nat.Hist.*, ser.4,20:439 (south of Tokyo, Japan; 34°07'N. 138°00'E; 1033 m).

Synonyms : *Macrourus (Nematonurus) longifilis*--Günther, 1887; *Moseleya longifilis*--Goode & Bean, 1896; *Bogoslovius clarki* Jordan & Gilbert, in Jordan & Evermann, 1898; *Dolloa longifilis*--Jordan, 1900; *Cotyphaenoides (Nematonurus) longifilis*--Gilbert & Hubbs, 1916; *Nematonurus longifilis*--Kamohara, 1952.

FAO Names : En - Longfin grenadier.



(from Jordan & Gilbert, 1899)

Fig. 488

Diagnostic Features : General characters as for the subgenus *Bogoslovius* of which this is the only species. Chin barbel very small; interspace between first and second dorsal fins very short, 1.0 to 1.5 into first dorsal fin base; inner gillrakers on first arch 2 or 3 + 12 or 13 (total 14 to 16); outer rakers on second arch 1 to 3 + 11 to 13 (total 13 to 15). Measurements in percentages of head length: snout length 25 to 31; orbit diameter 20 to 25; interorbital space 23 to 24; suborbital shelf 10 to 13; upper jaw 43 to 47; barbel 2 to 4; length outer gill slit 21 to 23; preanal distance 130 to 147; isthmus to anal fin origin 74 to 87; height of first dorsal fin 72 to 87; length of pectoral fin 77 to 114; outer pelvic fin ray 136 to 192; interspace between first and second dorsal fins 11 to 15. First dorsal fin with 2 spines and 12 to 14 rays; pectoral fin rays 115 to 118; pelvic fin rays 9 or 10. Scales thin, small, cover almost all of head and body; lower jaws finely scaled; gill membranes naked; spinules on body scales short, erect, in 3 to 5 divergent rows; scales below midbase of first dorsal fin 11 to 13; below second dorsal fin 12 to 15. Pyloric caeca 10 to 12. **Colour**: light brown overall, fins dusky to somewhat swarthy, mouth and gill cavities black; lips and branchiostegal membranes blackish.

Geographical Distribution : Southern Japan to Bering Sea (Fig.489).

Habitat and Biology : Benthopelagic in 700 to 1700 m depth.

Size : To more than 70 cm total length.

Interest to Fisheries : Incidental catch; used for fish paste in Japan.

Local Names : JAPAN: Himodara.

Literature : Günther (1878); Jordan & Gilbert (1899); Gilbert & Hubbs (1916); Makushok (1964); Okamura (1970); Iwamoto & Stein (1974).

Remarks : This species is included in a separate subgenus *Bogoslovius* Jordan & Gilbert, 1898, because of its considerable differences from other members of the genus. It shows many similarities with the subgenus *Chalinura* and has been included in that taxon, but the retia mirabilia numbers, the premaxillary dentition, the shape of the rostrum, and the elongated pectoral rays suggest a distant relationship. Aside from the dentition, these same characters and others (e.g., length of abdomen, distance between dorsal fins, and general head physiognomy) suggest an even farther separation from subgenus *Nematonurus*.

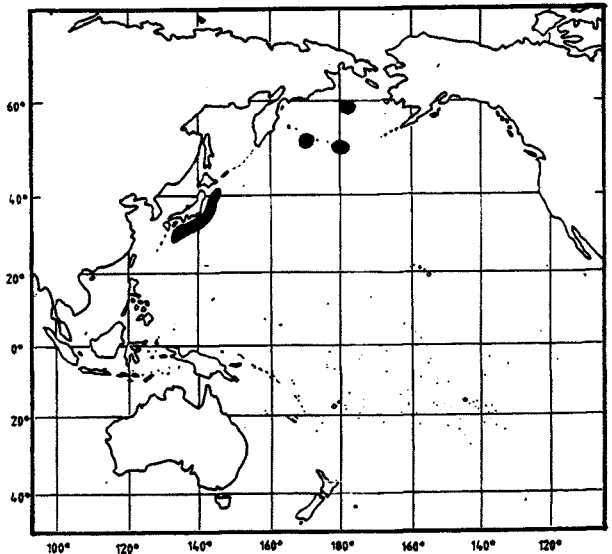


Fig. 489

Coryphaenoides macrocephalus (Maul, 1951)

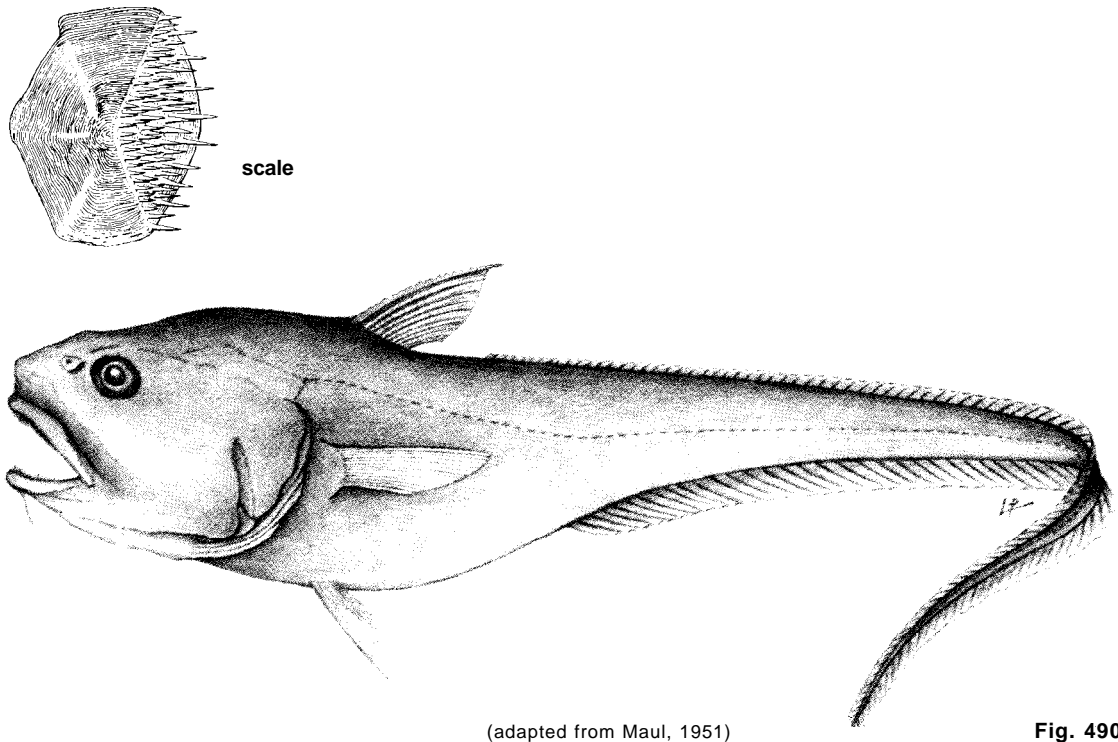
Fig. 490

MACROUR Cory 10

Scientific Name with Reference : *Nematonurus macrocephalus* Maul, 1951, *Bol.Mus.Munic.Funchal*, (5) (art.12):17, figs 3,4 (Madeira; 600 to 1 000 m).

Synonyms : *Coryphaenoides macrocephalus*--Marshall & Iwamoto, in Marshall, 1973; *Coryphaenoides (Coryphaenoides) macrocephalus*--Merrett & Marshall, 1981.

FAO Names : En - Bighead grenadier.



(adapted from Maul, 1951)

Fig. 490

Diagnostic Features : A large species. Snout low, scarcely protruding; mouth large, almost terminal, upper jaw extends to below posterior margin of orbits; teeth strong, in narrow bands in premaxillary, outer series enlarged; mandibular teeth in 3 or 4 irregular series tapering to 2 irregular rows; inner gill rakers on first arch 10 total; outer gill rakers on second arch 8 or 9. Measurements in percentage of head length: snout length 23 to 29; orbit diameter 16 to 26; interorbital space 26 to 30; upper jaw 37 to 43; barbel 10 to 23; interspace between first and second dorsal fins 16 to 31. First dorsal fin with 2 spines and 9 to 11 rays; pectoral fin rays usually i19 to i20; pelvic fin rays 9 to 11 (usually 10). Head fully scaled except exposed posterior end of interopercle and gill membranes; no suborbital ridge developed; scale spinules numerous, small, sharp, conical, arranged in irregularly divergent to roughly quincunx pattern; scales below second dorsal fin 6 or 7. Pyloric caeca 12 to 16. **Colour**: overall light to dark brown or greyish brown; fins somewhat darker.

Geographical Distribution : Known from Madeira, Gulf of Mexico, and Caribbean Sea, but probably more widely distributed in Atlantic (Fig. 491).

Habitat and Biology : Benthopelagic in 600 to 2 375 m depth. Feeds on cephalopods, at least at larger sizes.

Size : To at least 110 cm total length.

Interest to Fisheries : Taken on rare occasions off Madeira on "espada" gear.

Literature : Maul (1951); Marshall & Iwamoto, in Marshall (1973).

Remarks : This species is probably a synonym of *C. paradoxus* of the Pacific.

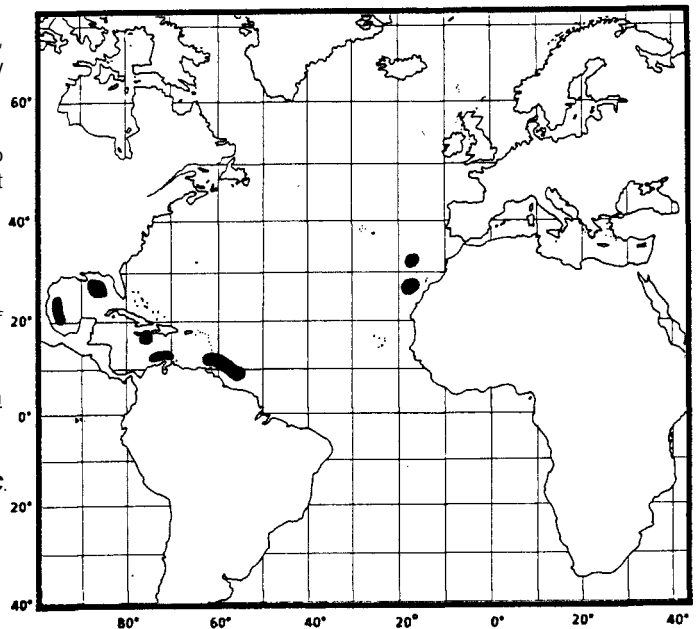


Fig. 491

Coryphaenoides marginatus Steindachner & Döderlein, 1887

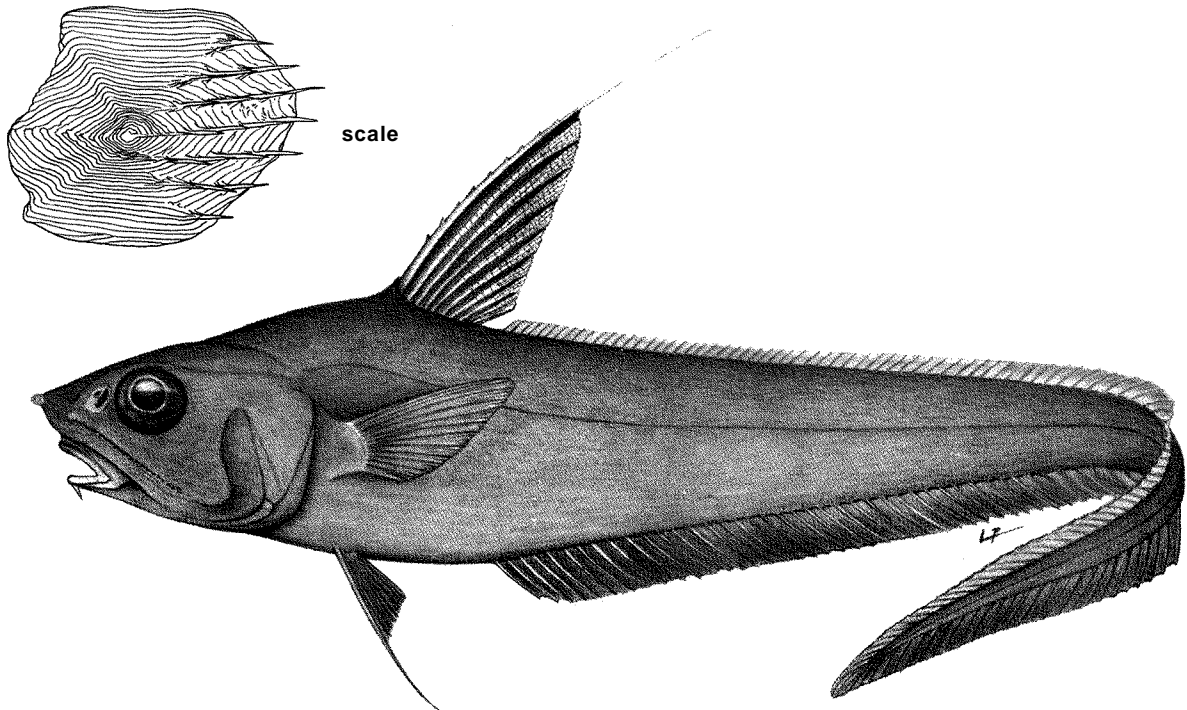
Fig. 492

MACROUR Cory 11

Scientific Name with Reference : *Coryphaenoides marginatus* Steindachner & Döderlein, 1887, Beiträge zur Kenntniss der Fische Japans, 4:280 (near Tokyo, Japan).

Synonyms : *Coryphaenoides awae* Jordan & Gilbert, 1904.

FAO Names : En - Amami grenadier



(after Okamura, 1970a)

Fig. 492

Diagnostic Features : A medium-sized species. Snout short, pointed, tipped with a stout conical tubercle at tip and lateral angles; suborbital ridge prominent; mouth small, its rictus restricted posteriorly by lip folds, extending only to below nostrils; the maxillary extends posteriorly to below anterior edge of pupil; teeth small, in broad bands in both jaws; outer series slightly enlarged in upper jaw; barbel very small, 2.1 to 4.6 times the orbit diameter; preopercle margin broadly rounded, not lobelike; interopercle exposed posteroventrally beyond preopercle; gill membranes broadly attached to isthmus, no free fold posteriorly; opercular opening restricted, scarcely extended forward to below preopercle ridge; outer gill slit small, about equal to or smaller than 1/4 of orbit diameter; inner gill rakers on first arch 0 or 1 + 9 or 10. Measurements in percentage of head length: snout 26 to 31; orbit diameter 20 to 29; interorbital space 18 to 24; upper jaw 27 to 33; barbel 6 to 10; orbit to angle of preopercle 35 to 40; body depth 75 to 83; height of first dorsal fin 171 to 219; outer pelvic fin ray 48 to 65; interspace between first and second dorsal fins 15 to 29. First dorsal fin with 2 spines and 9 to 11 rays; second spinous dorsal fin ray greatly elongated, 1.5 to 2.0 times the head length; denticulations sharp, widely spaced (reduced in large adults); pectoral fin rays i18 to i21; pelvic fin rays 7 or 8. Scales below midbase of first dorsal fin 6 or 7. Scales rather deciduous; most of head scaled, except underside of snout and anteriorly on mandibular rami; body scales with long slender spinules in 7 to 19 parallel rows. Pyloric caeca 11 to 14, short, about 1/2 of orbit diameter, directed anteriorly. **Colour**: ground colour purplish brown, paler ventrally on head and trunk; oral and branchial cavities blackish; fins blackish.

Geographical Distribution : Southern Japan to East China Sea (Fig. 493).

Habitat and Biology : Benthopelagic in sandy mud bottoms at depths of 250 to 790 m (5 to 7°C); locally abundant.

Size : To at least 62 cm total length.

Interest to Fisheries : Taken in bycatch of trawlers off Japan where it is sometimes used for fish paste.

Local Names : JAPAN: Heri-dara.

Literature : Günther (1887); Gilbert & Hubbs (1916); Okamura (1970a); Okamura (in Okamura et al. 1982); Yatou (in Okamura & Kitajima, 1984).

Remarks : Okamura (1970a) synonymized *C. awae* Jordan & Gilbert, 1904, with this species, attributing purported differences between *C. awae* and *C. marginatus* to size-related changes.

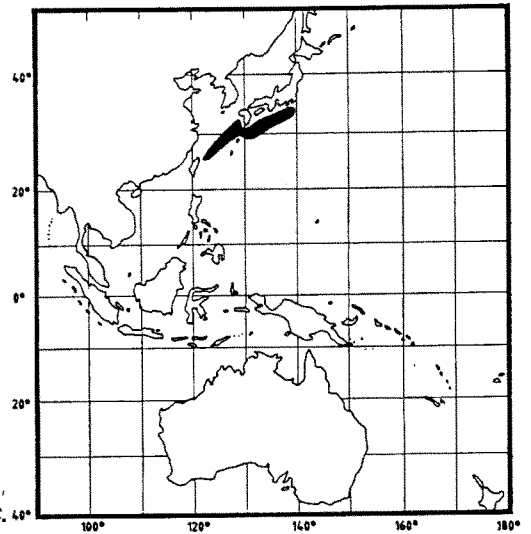


Fig. 493

Coryphaenoides mexicanus (Parr, 1946)

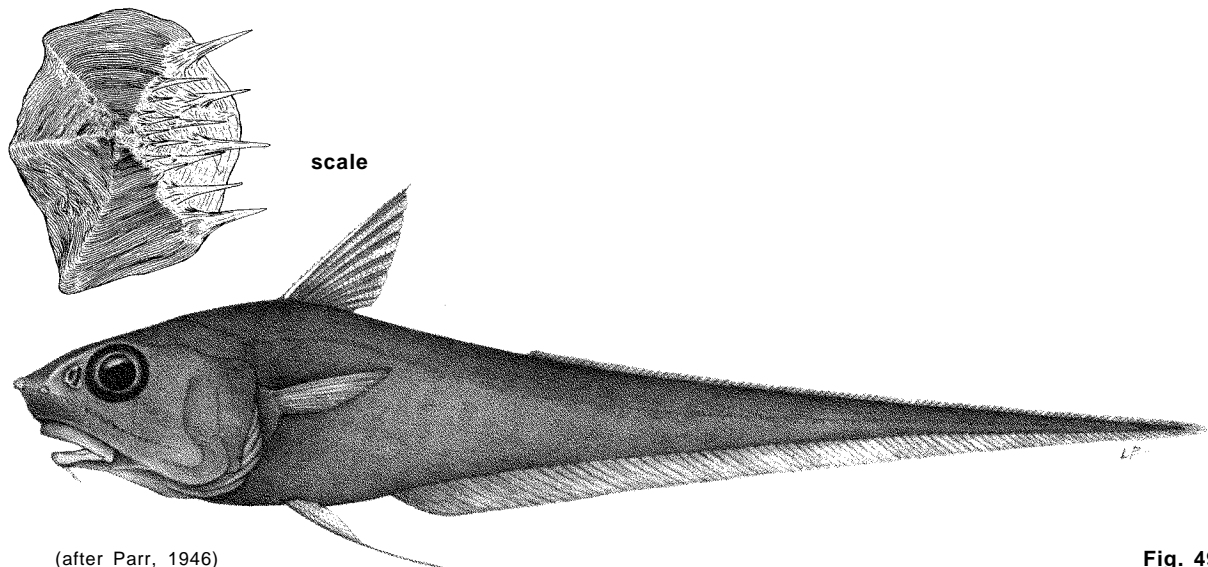
Fig. 494

MACROUR Cory 12

Scientific Name with Reference : *Cariburus mexicanus* Parr, 1946, Bull.Bingham Oceanogr.Coll, 10 (art.1):62, figs 9.19 (Gulf of Mexico; 29° 13'N, 87° 44'N; 841 to 924 m).

Synonyms : *Coryphaenoides mexicanus* --Marshall & Iwamoto, in Marshall, 1973.

FAO Names : En - Mexican grenadier.



(after Parr, 1946)

Fig. 494

Diagnostic Features : A medium-sized species. Snout broadly acute, with a stout conical tubercle at tip and lateral angles; barbel small, shorter than suborbital width; inner gill rakers on first arch 1 + 8; outer gill rakers on second arch 1 + 7;. Measurements in percentage of head length: snout length 30 to 34; preoral length 17 to 21; orbit diameter 26 to 29; interorbital space 20 to 25; upper jaw 26 to 34; barbel 6 to 10; outer gill slit 5 to 10. First dorsal fin with 2 spines and 9 to 11 rays; pectoral fin rays i19 to i21; pelvic fin rays 9 or 10 (usually 10). Scales cover all of head except lips, gill membranes, and interopercle tip; body scales with less than 20 sharp, slender spinules in widely divergent rows, or irregularly quincunx pattern; scales below midbase of first dorsal fin 6. **Colour**: pale to medium brown overall; fins similar; orbital rim and nostrils dark brown.

Geographical Distribution : Gulf of Mexico (and probably Caribbean Sea, but no records on hand to verify this) (Fig. 495).

Habitat and Biology : Benthopelagic in 730 to 1 600 m depth.

Size : To at least 40 cm total length.

Interest to Fisheries : A rather common species in the Gulf of Mexico in about 800 to 1 200 m depth, but taken only incidentally by trawlers.

Literature : Parr (1946); Marshall & Iwamoto, *in* Marshall (1973).

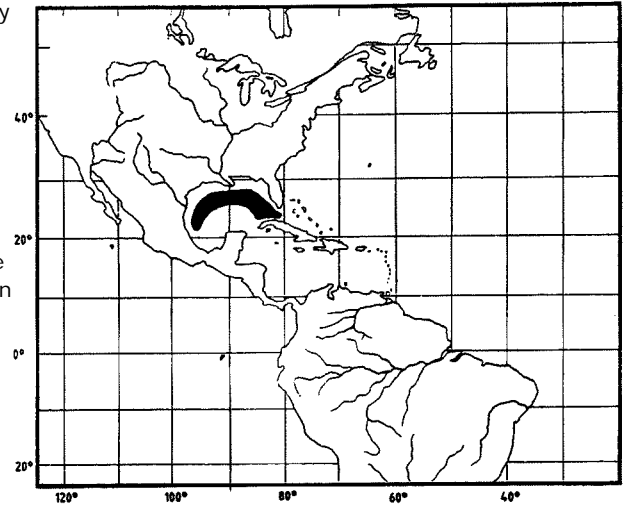


Fig. 495

***Coryphaenoides nasutus* Günther, 1877**

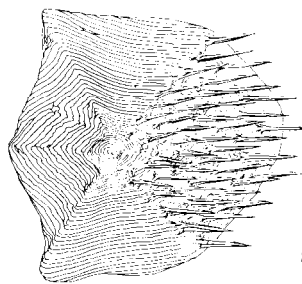
Fig. 496

MACROUR Cory 13

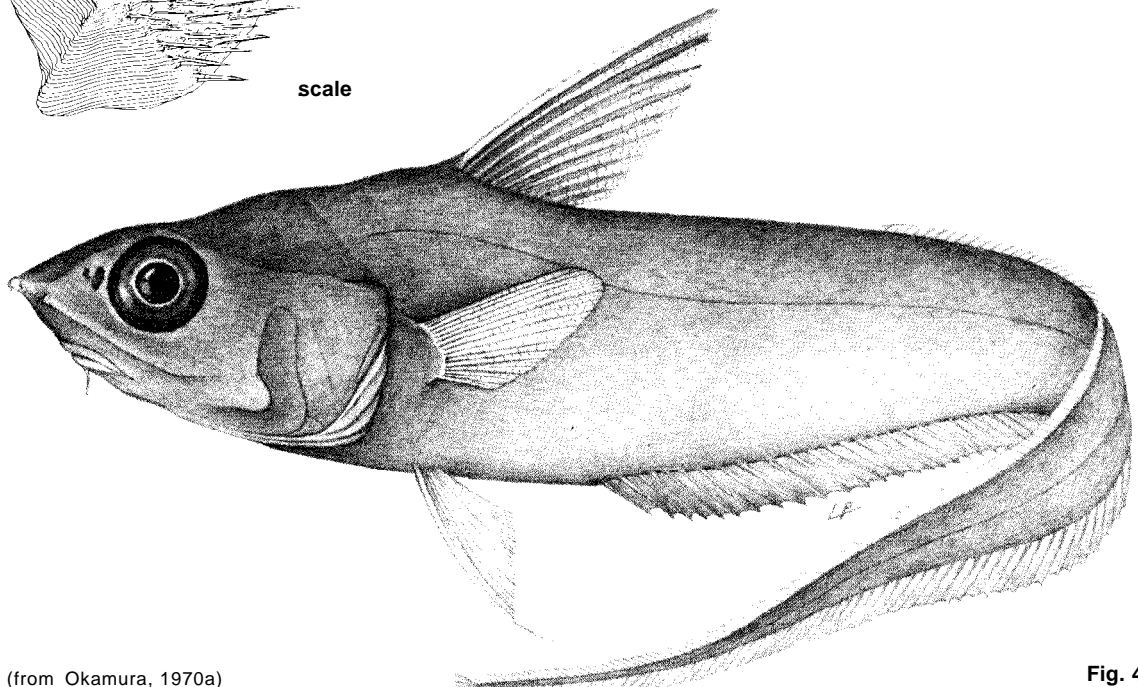
Scientific Name with Reference : *Coryphaenoides nasutus* Günther, 1877, *Ann.Mag.Nat.Hist.*, ser.4, 20:440 (south of Tokyo).

Synonyms : *Macrurus nasutus*-Günther, 1887.

FAO Names : En - Largenose grenadier



scale



(from Okamura, 1970a)

Fig. 496

Diagnostic Features : A medium-sized species. Snout short, pointed, tipped with a large conical tubercular scale at tip and smaller tubercles at lateral angles; suborbital ridge prominent; mouth small, its rictus restricted posteriorly by lip folds, extending only to below nostrils; the maxillary extends posteriorly to below anterior 1/3 of orbit; teeth small, in broad bands in both jaws, outer series slightly enlarged in upper jaw; barbel very small, 2.1 to 3.6 times into orbit diameter; preopercle margin broadly rounded, not lobelike; preopercular ridge produced at angle; interopercle narrowly exposed beyond preopercle; gill membranes broadly attached to isthmus, no free fold posteriorly; opercular opening extends to below preopercle ridge angle; inner gill rakers on first arch 1 or 2 + 7 to 9. Measurements in percentage of head: snout 24 to 35; orbit diameter 22 to 35; interorbital space 20 to 27; upper jaw 25 to 33; barbel 5 to 8; orbit to angle of preopercle 39 to 43; body depth 68 to 79; height of first dorsal fin 82 to 110; outer pelvic fin ray 48 to 66; interspace between first and second dorsal fins 77 to 93. First dorsal fin with 2 spines and 9 to 11 rays; pectoral fin rays i18 to i23; pelvic fin rays 9 or 10; second spinous ray of first dorsal fin about 0.8 to 1.3 in head length, weakly produced, denticulations widely spaced; outer pelvic fin ray slightly produced, scarcely extends to anal fin origin. Scales coarse and tightly adherent. Most of head except underside of snout scaled; scales on body with long, appressed spinules in convergent rows, except those on nape and chest, which are in divergent rows; scale rows below midbase of first dorsal fin 5 to 6.5. Pyloric caeca 8 to 12, shorter than orbit diameter. **Colour**: ground colour somewhat tawny; oral cavity greyish, branchial cavity blackish; orbital rims blackish; fins dusky, darker distally.

Geographical Distribution : Northern Japan to East China Sea (Fig. 497).

Habitat and Biology : Benthopelagic in sandy and muddy bottoms at depth of 625 to 1 180 m and temperatures of 1.5 to 5°C.

Size : To at least 47 cm total length.

Interest to Fisheries : Taken in bycatch of trawlers off northern Japan where it is sometimes used in fish paste.

Local Names : JAPAN: Hana-sokodara.

Literature : Günther (1877, 1887); Gilbert & Hubbs (1916); Okamura (1970a).

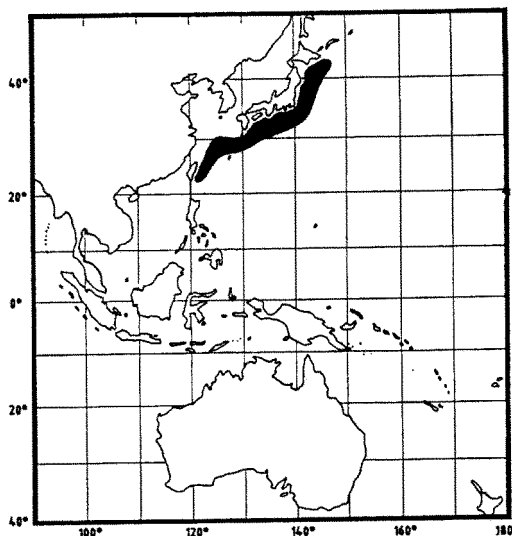


Fig. 497

Coryphaenoides rupestris Gunnerus, 1765

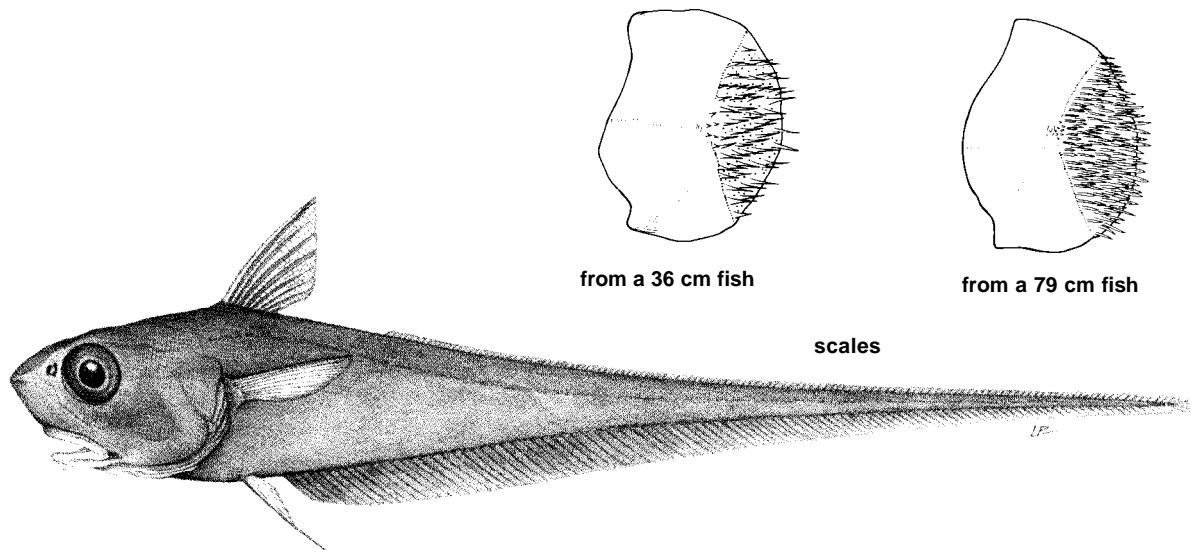
Fig. 498

MACROUR Cory 14

Scientific Name with Reference: *Coryphaenoides rupestris* Gunnerus, 1765, Selsk.Skrift.Trondhj., 3(4):50, pl.3, figs 1-2 (near Trondhjem).

Synonyms : *Coryphaena rupestris* --Müller, 1776; *Macrourus stroemii* Reinhardt, 1832; *Lepidoleprus norvegicus* Nilsson, 1832; *Macrurus norvegicus* --Nilsson, 1885; *Coryphaenoides norvegicus* Günther, 1862; *Macrurus (Coryphaenoides) rupestris* --Günther, 1887; *Macrurus rupestris* --Smitt, 1895.

FAO Names : En · Roundnose grenadier.



(after Parr, 1946)

Fig. 498

Diagnostic Features : A large species. Abdominal region short. Snout broad, rounded, tipped with a large blunt tubercular scute; head broad, rather soft, deep; chin barbel minute; teeth small, conical, in long narrow band in premaxillary, about 3 rows wide, narrowing to 1 row posteriorly, outer series slightly enlarged; in 1 or 2 irregular rows in mandible; interopercle a thin, naked flap; inner gill rakers on first arch 3 + 15 to 17; outer gill rakers on second arch 3 + 15 to 17. Measurements in percentages of head length: snout length 27 to 31; preoral 22 to 28; orbit diameter 29 to 32; interorbital space 29 to 38; upper jaw 35 to 39; suborbital shelf 15 to 17; barbel length 2.5 to 5; isthmus to anal fin origin 51 to 61; interspace between first and second dorsal fin 37 to 54. First dorsal fin with 2 spines and 8 to 11 rays; pelvic fin rays 7 or 8; outer pelvic fin ray elongated, almost equal to head length. Scales relatively adherent, completely and uniformly covering almost all of head and body; a small patch of scales on gular membrane; no modified scutelike scales except at tip of snout; spinules dense on body scales, long, slender, recurved, narrowly lanceolate, with longitudinal anterior concavity; scales below midbase of first dorsal fin 6.5. Pyloric caeca 29 to 31 (long, slender). **Colour**: medium brown to greyish; orbits, mouth, gill cavity, and fins blackish to brownish grey.

Geographical Distribution : Temperate North Atlantic from about 37° N to Baffin Island and Greenland in the western Atlantic, and off Iceland and Norway (66° N) south to North Africa (20° N) in the eastern Atlantic. Middleton & Musick (1986) reported the isolated capture of 2 specimens from the tongue of the Ocean east of Andros Island (about 24° N, 77° W) in the Bahama Islands (Fig. 499).

Habitat and Biology : Benthopelagic to bathypelagic in about 400 to 1 200 m depth, but ranges from 180 to 2 200 m. The species apparently undergoes spawning migrations as well as diurnal vertical feeding migrations that may carry them more than 1 000 m off bottom. During the summer months, it moves to deeper waters, returning to shallower waters in the winter. Spawning is believed to take place in summer and autumn, primarily in Icelandic waters. Females mature at around 60 cm, males at about 40 cm. Fecundity estimates range from 12 000 to 35 500 eggs per female. Feeds on a variety of fish and invertebrates, but primarily on pelagic crustaceans such as shrimps, amphipods and cumaceans; cephalopods and lantern fishes constitute a lesser part of the diet.

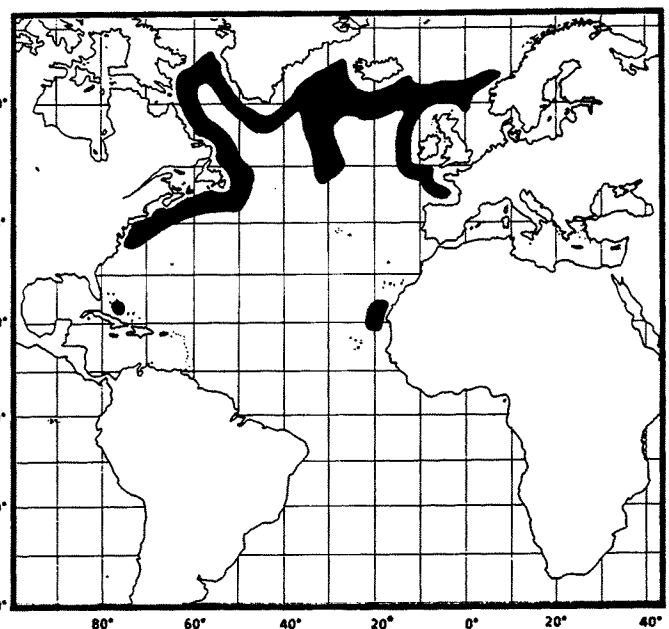


Fig. 499

Size : To more than 100 cm total length.

Interest to Fisheries : Catch statistics in the FAO Yearbook of Fishery Statistics reported 20 846 metric tons of which 12 604 t were taken in the northeastern Atlantic (USSR, ca. 10 900 t, Denmark, ca. 1 600 t), and 8 242 t in the northwestern Atlantic (German Democratic Republic, ca. 4 500 t, USSR, ca. 2 700 t, Portugal, ca. 1 000 t, and others). A valuable commercial fish in the North Atlantic currently facing overexploitation. The flesh is of excellent texture and taste, and is consumed directly. The fisheries for the species, begun in the mid-sixties, is by factory stern trawlers, which may fish as deep as 1300 m. The Soviet Union, German Democratic Republic and Poland are the primary countries engaged in this fishery. Maximum catch per unit effort is achieved in the late summer and fall when the species form dense concentrations in 600 to 900 m depth.

Local Names : USA: Black grenadier, Rock grenadier, Roundnose grenadier.

Literature : Parr (1946); Pechenik & Troyanovskii (1969); Nodzynski & Zukowski (1971); Marshall & Iwamoto (in Marshall, 1973); Haedrich (1974); Gushchin & Podrazhanskaya (1984); Middleton & Musick (1986).

Coryphaenoides serrulatus Günther, 1878

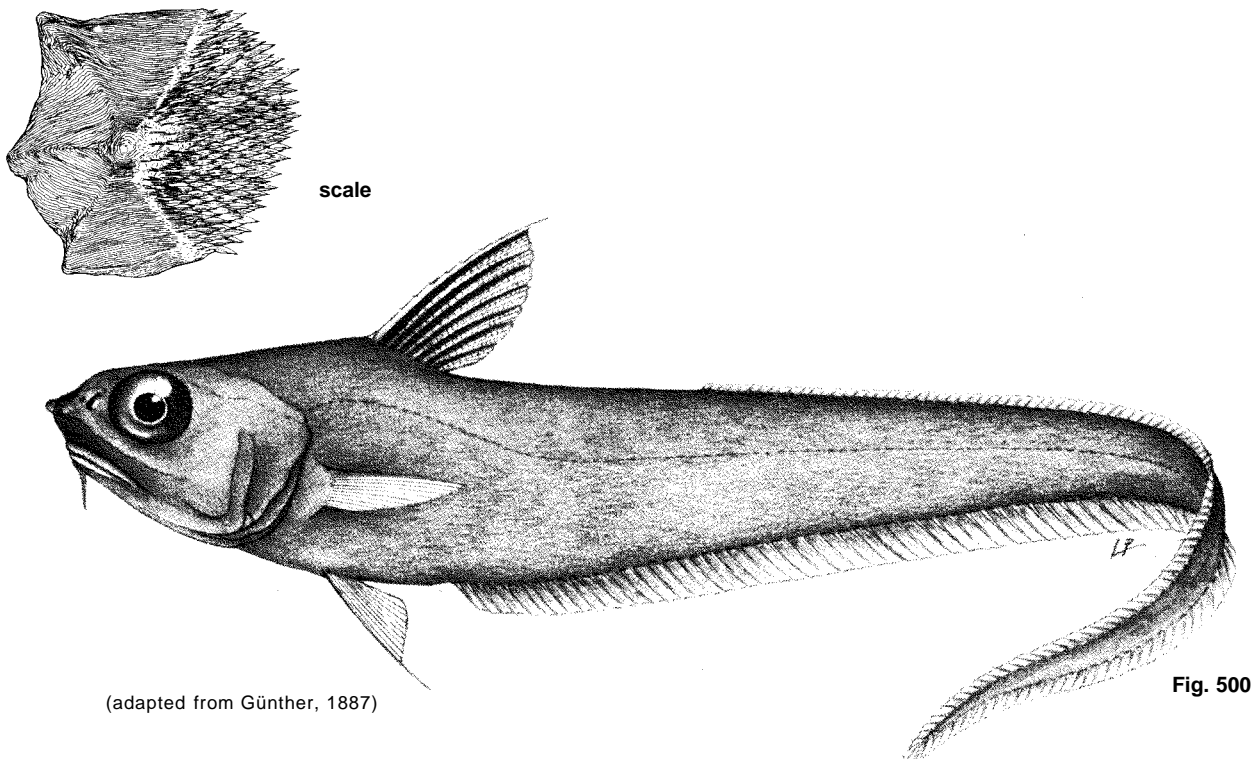
Fig. 500

MACROUR Cory 15

Scientific Name with Reference : *Coryphaenoides serrulatus* Günther, 1878, *Ann.Mag.Nat.Hist.*, ser.5, 7:26 (northeast of New Zealand, 1280 m).

Synonyms : *Macrurus (Coryphaenoides) serrulatus*--Günther, 1887; *Cotyphaenoides (Coryphaenoides) serrulatus*--McCann & McKnight, 1980.

FAO Names : En - Serrulate whiptail



Diagnostic Features : A medium-sized species of the subgenus *Chalinura*. Snout blunt, scarcely protruding beyond the large mouth; terminal and lateral angles with large, stout tubercular scutes; the maxillary extends to below posterior margin of orbits; barbel stout, 1.2 to 1.3 times into orbit diameter; teeth small, in a band in upper jaw, outer series enlarged; mandibular teeth small, in a single row except at symphysis; outer series of gill rakers papilla-like, their length about twice the width in the longest rakers; gill membranes narrowly united below posterior edge of orbits; inner gill rakers on first arch 1 or 2 + 11 or 12. Measurements in percentages of head length: snout 25 to 28; orbit diameter 30 to 36; interorbital space 18 to 22; suborbital width 11 to 13; upper jaws 39 to 41; barbel 20 to 26; outer gill slit 15 to 20; isthmus to anal fin origin 92 to 119; interspace between first and second dorsal fins 56 to 107.

First dorsal fin with 2 spines and 9 to 11 rays; pectoral fin rays 18 to 22; pelvic fin rays 7; fin rays not especially prolonged. Scales adherent, densely covered with distinctly shield-shaped imbricate spinules; underside of head scaled; interopercle naked; a double row of enlarged scales on suborbital shelf; sensory pores of head prominent, especially ventrally; scales below midbase of first dorsal fin 5.5 to 6.5. Pyloric caeca short, directed anteriorly, about 17. **Colour:** dark grey overall; fins, gill membranes, and orbital rim black; mouth and gill cavities blackish.

Geographical Distribution : New Zealand, Tasman Sea, south of Tasmania, southeast Australia (Victoria), and possibly also across the Indian Ocean (Fig. 501).

Habitat and Biology : Benthopelagic in 750 to 2 070 m depth.

Size : To at least 45 cm total length.

Interest to Fisheries : Trawled commonly in depths exceeding 900 m off Tasmania.

Local Names : TASMANIA: Serrulate rattail.

Literature : Günther (1887); McCann & McKnight (1980); Last *et al.* (1983).

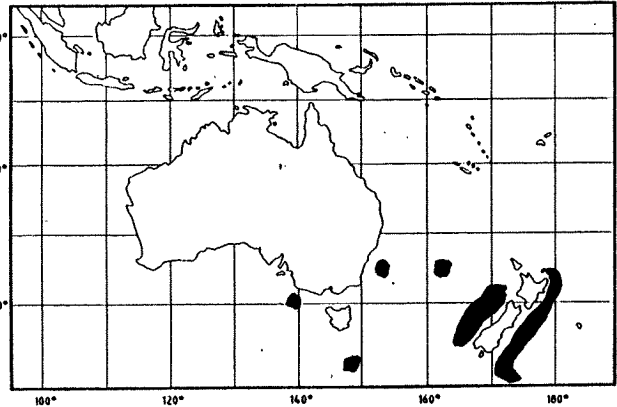


Fig. 501

Remarks : This species is closely related to *C. subserrulatus* Makushok, but it lacks the prolonged pectoral and pelvic rays of that species, has a longer barbel, fewer gill rakers, more pectoral fin rays, broader scale spinules, and more complete scale covering on the snout. Soviet collections in Moscow contain numerous representatives of what are possibly a subspecies of *C. serrulatus* from the Indian Ocean. These specimens come from the Great Australian Bight, Broken Ridge (West Australian Ridge), and Madagascar Ridge.

***Coryphaenoides subserrulatus* Makushok, 1976**

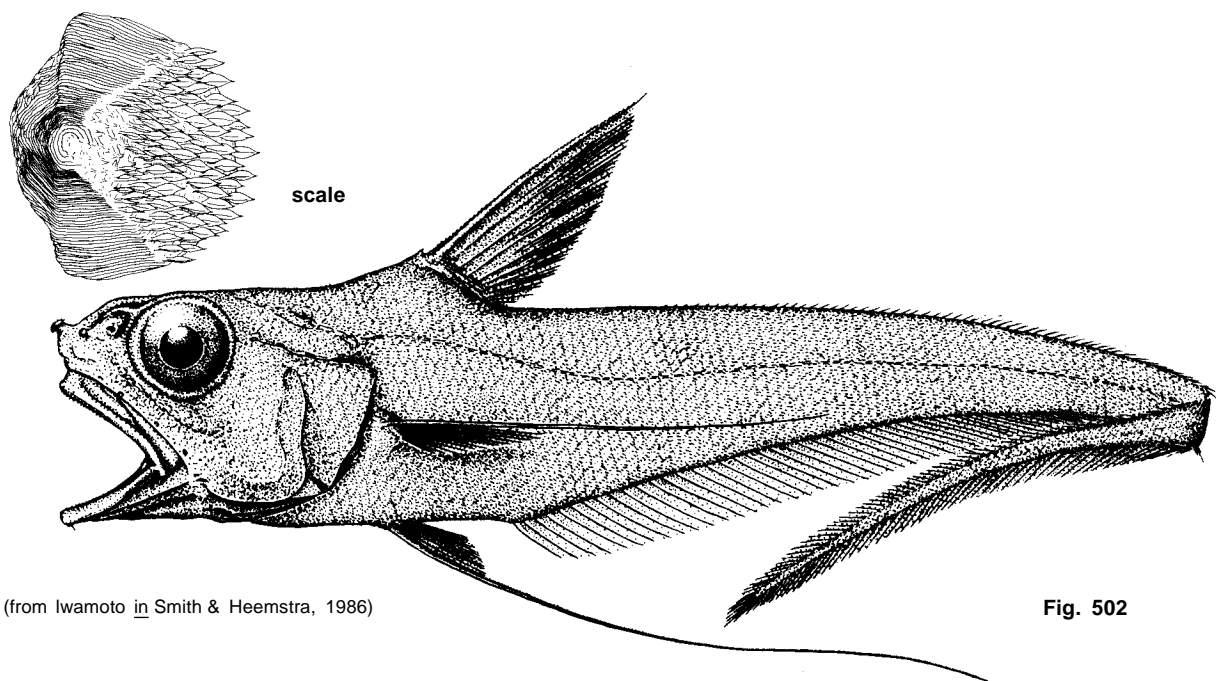
Fig. 502

MACROUR Cory 16

Scientific Name with Reference : *Coryphaenoides subserrulatus* Makushok, 1976, *Tr. Shirshov Inst. Oceanol. Akad. Nauk SSSR*, 104: 144 (east of Campbell island; 52°20'S, 166°13'E; 1148 to 1180 m).

Synonyms : *Coryphaenoides (Coryphaenoides) quadripennatus* McCann & McKnight, 1980.

FAO Names : En - Longrayed whiptail.



(from Iwamoto *in* Smith & Heemstra, 1986)

Fig. 502

Diagnostic Features : A rather small species of the subgenus *Chalinura*. Snout bluntly pointed, scarcely protruding beyond large mouth; terminal and lateral angles with large, stout tubercular scutes; the maxillary extends to below posterior margin of orbits; barbel rudimentary, more than 6 times into orbit diameter; teeth small, in a narrow band in upper jaw, outer series slightly enlarged, with arrowhead-shaped tips; mandibular teeth small, in 1 or 2 irregular rows laterally but clustered at symphysis; outer series of gill rakers papilla-like, their length about twice the width (in the longest rakers); gill membranes narrowly united under posterior edges of orbits; inner gill rakers on first arch 2 + 15 to 17. Measurements in percentages of head length: snout 27 to 29; orbit diameter 30 to 32; interorbital space 21 to 25; suborbital width 8 or 9; upper jaw 45 to 46; barbel 2 to 5; outer gill slit 21 to 27; isthmus to anal fin origin 92 to 102; interspace between first and second dorsal fins 46 to 54. First dorsal fin with 2 spines and 10 or 11 rays; pectoral fin rays i13 to i16; pelvic fin rays 7; second pectoral and first (outer) pelvic fin rays greatly elongated. Scales adherent, densely covered with distinctly lanceolate, much reclined, imbricate spinules arranged in V-shaped rows; underside of snout and anteriorly on lower jaws naked; narrow suborbital shelf with a single row of coarsely modified scales (a second row of small scales anteriorly). Sensory pores of head prominent; scales below first dorsal fin origin 8 or 9, below midbase of first dorsal fin 5 or 6. Pyloric caeca short, directed anteriorly, 10 to 12; retia mirabilia 6. **Colour**: brownish grey overall, entire circumference of trunk broadly darker; fins dusky; gill and mouth cavities blackish.

Geographical Distribution : New Zealand, south of Tasmania, off Campbell Island, off Chatham Island, South Africa, southwestern Atlantic off Falkland/Malvinas Islands and Argentina (Fig.503)

Habitat and Biology : Benthopelagic in 915 to 1180 m depth.

Size : To at least 37 cm total length.

Interest to Fisheries : Trawled commonly in depths of 900 to 1050 m off Tasmania.

Local Names : TASMANIA: Long-rayed whiptail.

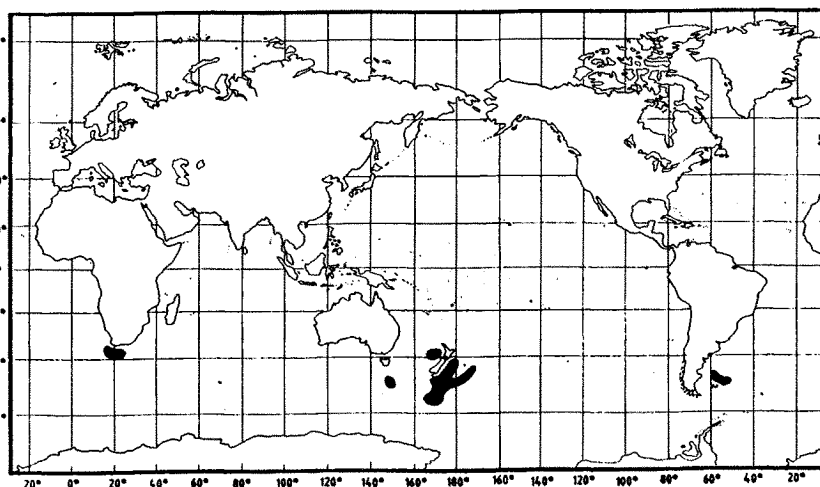


Fig. 503

Literature : Makushok (1976); McCann & McKnight (1980); Last *et al.* (1983); Trunov & Konstantinov (1985)

Coryphaenoides zaniophorus (Vaillant, 1888)

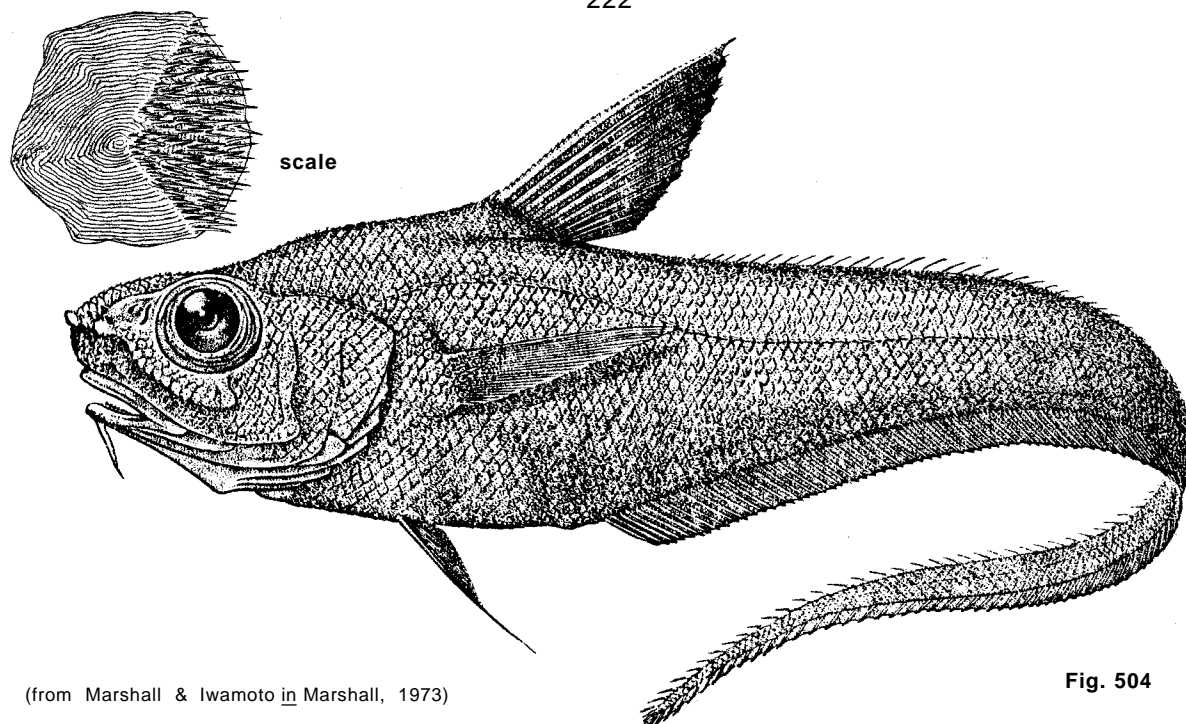
Fig. 504

MACROUR Cory 17

Scientific Name with Reference : *Macrurus zaniophorus* Vaillant, 1888, *Expéd.Sci.TRAVAILLEUR et TALISMAN, Poissons*, Paris:245, pl.22, figs 4, 4a (off Spanish Sahara; 23°00'N, 17°30'W; 932 m).

Synonyms : *Coryphaenoides (Coryphaenoides) zaniophorus*--Gilbert & Hubbs, 1916; *Cariburus zaniophorus*--Parr, 1946; *Coryphaenoides colon* Marshall & Iwamoto, *in* Marshall, 1973.

FAO Names : En - Thickbeard grenadier



(from Marshall & Iwamoto in Marshall, 1973)

Fig. 504

Diagnostic Features : Snout short, narrow, tipped with stout terminal and lateral scutes; mouth small, restricted laterally, its opening extends posteriorly only to below anterior margin of orbit; upper jaw falls short of mid-orbit; barbel short, stout, less than 20% of head length; orbits large, their diameter much smaller than snout, almost twice the interorbital space; teeth in broad villiform bands in both jaws; inner gill rakers on first arch 1 + 10 or 11; outer gill rakers on second arch 1 + 9; scales below midbase of first dorsal fin 6 or 7, below second dorsal fin 7. Measurements in percentages of head length: snout length 25 to 30; preoral length 14 to 15; orbit diameter 30 to 35; suborbital width 14 to 15; interorbital space 15 to 21; upper jaw 33 to 36; barbel 14 to 19. First dorsal fin with 2 spines and 9 to 11 rays; pectoral fin rays usually i22 to i24; pelvic fin rays 9 or 10; pelvic fins rather far forward, in advance of pectoral origin, both of which are far in advance of first dorsal fin. Scales with numerous (over 100 in large specimens) short, stout spinules in V-shaped rows; head fully scaled, including ventral surfaces of snout; exposed ventral and posterior margin of interopercle scaled. Pyloric caeca short, 10 to 15 total. **Colour**: medium to dark brown; fins generally blackish.

Geographical Distribution : Warm waters of North Atlantic, from Caribbean, Gulf of Mexico, to off Chesapeake Bay in the west, and from Mauritania to Ivory Coast in the east (Fig. 505).

Habitat and Biology : Benthopelagic in 400 to 2 165 m depth. Feeds primarily on benthic organisms, especially gammarian amphipods and, to a lesser extent, lamellibranchs, copepods, polychaetes, ostracods, isopods, mysids, Natantia, and echinoderms.

Size : To at least 40 cm total length.

Interest to Fisheries : A fairly common species in 700 to 1 000 m depth in the Gulf of Mexico, but currently of no commercial interest.

Literature : Parr (1946); Iwamoto (1970); Marshall & Iwamoto, in Marshall (1973); Geistodoerfer (1978); Merrett & Marshall (1981).

Remarks : Merrett & Marshall (1981) synonymized *C. colon* with *C. zaniophorus*, attributing differences in proportional measurements used to distinguish *C. colon* to allometric growth.

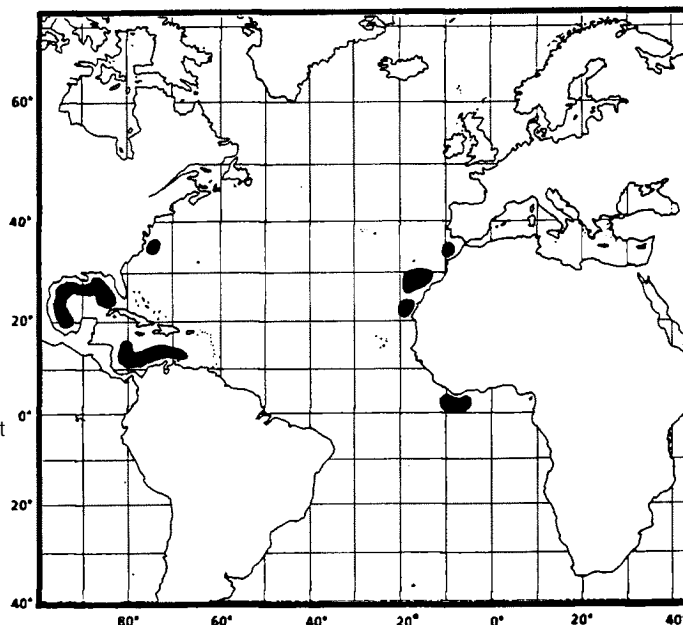


Fig. 505

Cynomacrurus Dollo, 1909**MACROUR Cyno**

Genus with Reference : *Cynomacrurus piriei* Dollo, 1909, Proc.Roy.Soc.Edinburg, 29(4):316-26 (type species *Cynomacrurus piriei* Doll, 1909, by monotypy).

Synonyms : None

Diagnostic Features : Mouth terminal; lower jaw with one row of 4 to 11 canine teeth; upper jaw teeth small, in a narrow band, a pair of fanglike teeth at anterolateral corners; branchiostegal rays 6; no barbel. Lateral line canal in two sections; anus at origin of anal fin; no light organ. Bathypelagic.

Remarks : Only a single species known.

Cynomacrurus piriei Dollo, 1909

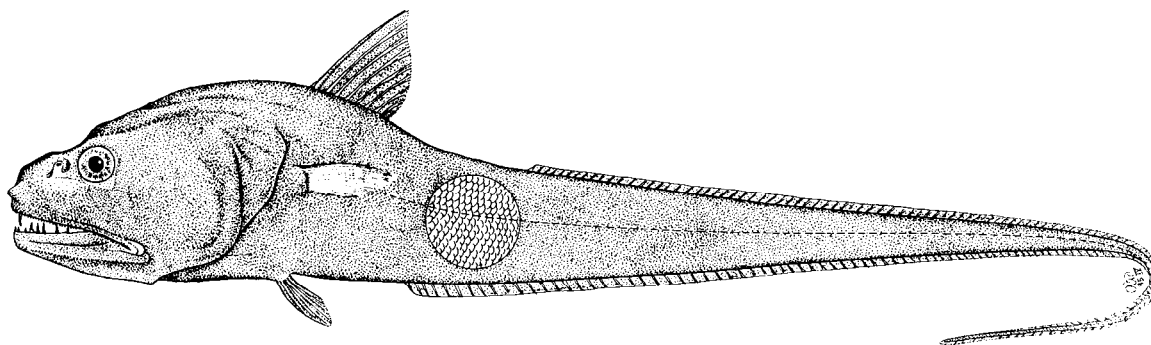
Fig. 506

MACROUR Cyno 1

Scientific Name with Reference : *Cynomacrurus piriei* Dollo, 1909, Proc.Roy.Soc.Edinburg, 29(4):316-26 (off Coat's Land, Antarctica; 71°50'S, 23°30'W; 0 to 1 829 m).

Synonyms : None

FAO Names : **En** - Dogtooth grenadier; **Fr** - Grenadier dente; **Sp** - Granadero dentón.



(after Regan, 1913)

Fig. 506

Diagnostic Features : Head profile rounded, without a protruding snout; orbits small, less than 15 % of head length. First dorsal fin with a rudimentary ray followed by a long smooth spinous ray and 8 or 9 segmented rays; pectoral fin with a splintlike uppermost ray and 14 to 16 normal rays; pelvic fin small, with 7 or 8 rays. Small, rather deciduous scales bearing 1 to 3 divergent rows of small, needlelike spinules uniformly covering almost all of body; scales absent over most of snout and in wide patches on head surrounding large pores of sensory lateralis system; a few small patches of scales between and anterior to first and second branchiostegal rays. Pyloric caeca rather long and slender, about 9 or 10. **Colour**: overall dark brown to brownish black.

Geographical Distribution : Circumpolar in Southern Ocean, extending north of Convergence in some areas (Fig. 507).

Habitat and Biology : Bathypelagic in midwaters of about 500 to 3 800 m, but most common in about 1 000 to 2 000 m depth.

Size : To 50 cm total length.

Interest to Fisheries : A common species in deep Antarctic midwaters, but so far not of commercial interest.

Literature : Dollo (1909); Regan (1913); Marshall (1964).

Remarks : The enlarged teeth and bathypelagic lifestyle are shared amongst grenadiers only with *Odontomacrus murrayi* Norman, 1939, but that species has a small fossa of the light organ between the pelvic fin bases and anus well removed from anal fin origin, usually closer to pelvic bases.

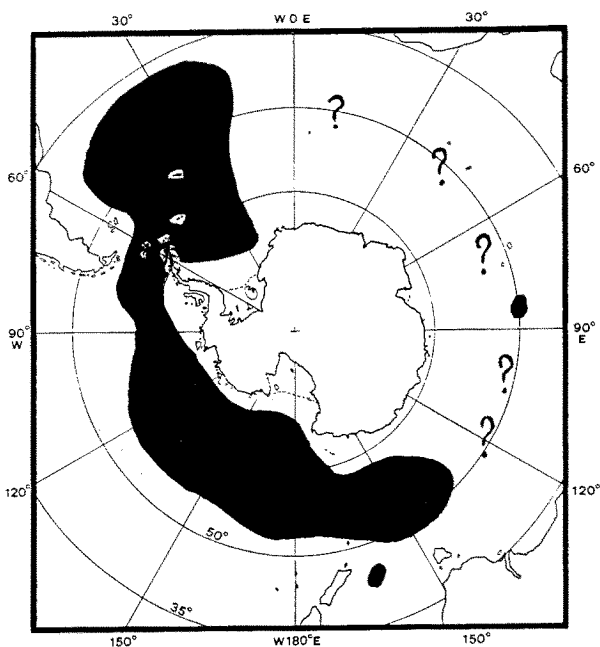


Fig. 507

Hymenocephalus Giglioli, 1882

MACROUR Hym

Genus with Reference : *Hymenocephalus* Giglioli, 1882, Nature (Lond.), 199 (type species *Hymenocephalus italicus* Giglioli, 1884, by monotypy).

Synonyms : *Mystaconurus* Günther, 1887, Rep.Sci.Results CHALLENGER Exped., 22 (Zool.): 124 (as subgenus of *Macrurus*) (type species *Hymenocephalus italicus* Giglioli, 1884, by subsequent designation of Jordan & Evermann, 1898:2580).

Diagnostic Features : Macrourines with 7 branchiostegal rays. Head large, cavernous; head covering thin or membranous; mouth large, subterminal to almost terminal; gill openings and outer gill slit rather wide; rakers numerous, usually more than 18 total on inner series of first arch. First dorsal fin with a smooth spinous ray. Anus usually immediately before anal fin origin. Striae, consisting of fine parallel black lines over silvery ground on isthmus, shoulder girdle, and chest. Light organ tubular; 2 lenslike windows, one before pelvic fin bases, the other before anus. Scales large, deciduous; scales with short fine spinules, these obsolescent in some species. Retia mirabilia and gas glands 2.

Habitat, Distribution and Biology : Worldwide in tropical seas except continental margin of eastern Pacific, where only a single individual has been reported from midwaters off Peru. Benthopelagic (occasionally bathypelagic) in about 300 to 900 m depth

Size : To about 25 cm total length, but most species less than 20 cm

Interest to Fisheries : Commonly taken by trawls in upper continental slope and shelf of most tropical seas, but the small adult size makes the species of little fisheries interest.

Literature : Gilbert & Hubbs (1920); Okamura (1970a. b); Marshall (1973); Iwamoto (1979)

Remarks : The genus constitutes a well-defined monophyletic unit whose origins may lie along the basal levels of the Macrourinae. Gilbert & Hubbs (1916) have noted its similarities to the bathygadines, and this relationship has been supported by Okamura's (1970b) studies of different structures and organ systems. The reasons for treating *Hymenogadus* and *Spicomacrus* as subgenera are given in Iwamoto (1979). The three taxa are readily distinguished by characters given in the key, which is modified from that of Gilbert & Hubbs (1920:520).

Key to Species of the genus *Hymenocephalus*
(modified from Gilbert & Hubbs, 1920):

1a. Second dorsal spine weakly denticulate (Fig. 508) Subgenus ***Hymenogadus***

2a. Striations on sides of isthmus well developed (Fig. 508); barbel more than 2/3 of orbit diameter; inner gill rakers on first arch 0 to 4 + 11 to 15 (fig. 509) (Atlantic, Western Indian Ocean, Japan, the Philippines) ***H. gracilis***
(Fig. 508)

2b. Striations on sides of isthmus obsolete; barbel about half orbit diameter; inner gill rakers on first arch about 10 on lower limb (Hawaiian Islands)..... ***H. tenoio***

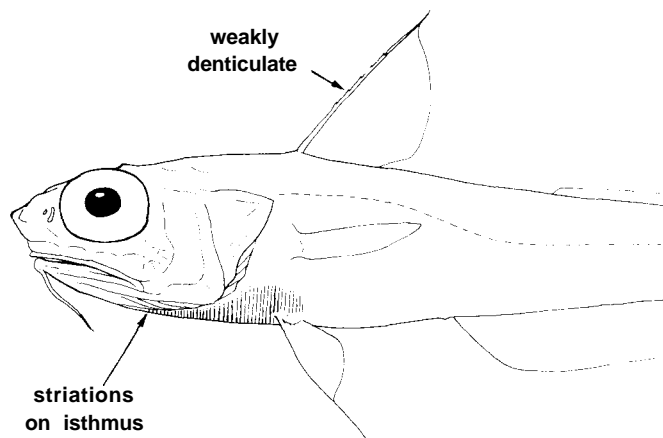
1b. Second dorsal spine wholly smooth

3a. Snout with 3 horizontal platelike processes; outer pelvic ray distally expanded (Fig. 510); 9 to 12 inner gill rakers on lower limb of first arch (Japan) Subgenus ***Spicomacrurus***
H. kuronumai
(Fig. 510)


3b. Snout more normal, without platelike processes; outer pelvic ray with filamentous tip; 14 or more inner gill rakers on lower limb of first arch

4a. Orbit very small, 4 to 5 times in head (Fig. 511) Subgenus ***Papyrocephalus***


5a. Barbel small but present; pelvic fin with 7 or 11 rays



H. gracilis
(after Gilbert & Hubbs, 1920) **Fig. 508**



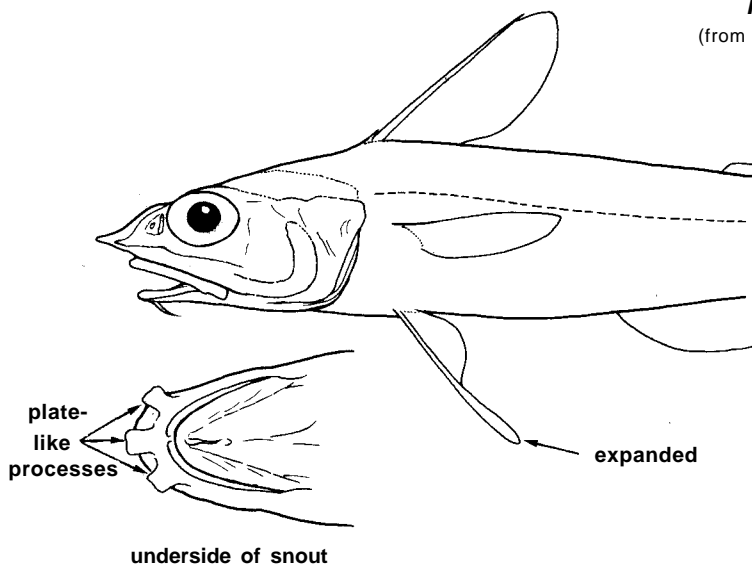
outer view



lower limb

first gill arch
H. gracilis
(from Okamura, 1970b)

Fig. 509



H. kuronumai **Fig. 510**

6a. Pelvic fins with 7 rays (the Philippines).....*H. barbatulus*
(Fig. 511)

6b. Pelvic fin with 11 rays (Japan).....*H. papyraceus*
(Fig. 512)

5b. Barbel absent; pelvic fin with 13 to 14 rays (Hawaiian Islands, W Atlantic) *H. aterrimus*
(Fig. 513)

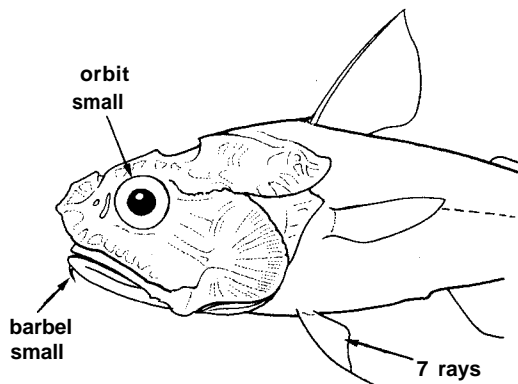
4b. Orbit large, 2.5 to 3.5 times in head (Fig. 514) Subgenus *Hymenocephalus*

7a. Barbel longer than orbit diameter (Fig. 514); pelvic fins with 8 rays)

8a. Barbel about 2/3 head (Australia, Indonesia).. *H. longibarbis**

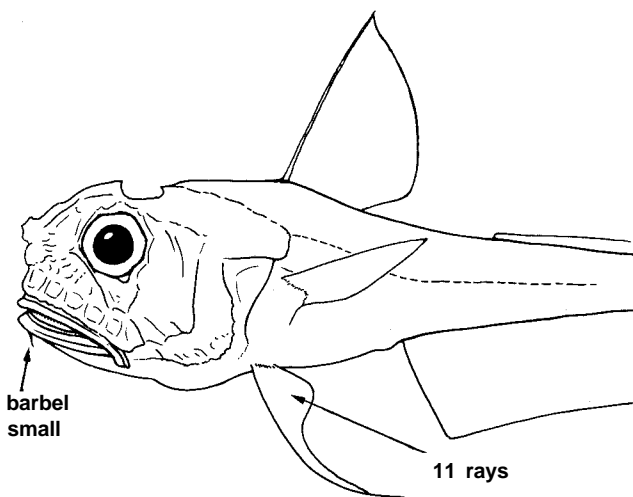
8b. Barbel less than 2/3 (Fig. 514) (Japan, the Philippines, South China Sea, Indonesia) *H. longiceps**
(Fig. 514)

7b. Barbel much shorter than orbit diameter or absent; pelvic fins with 8 to 14 rays



H. barbatulus

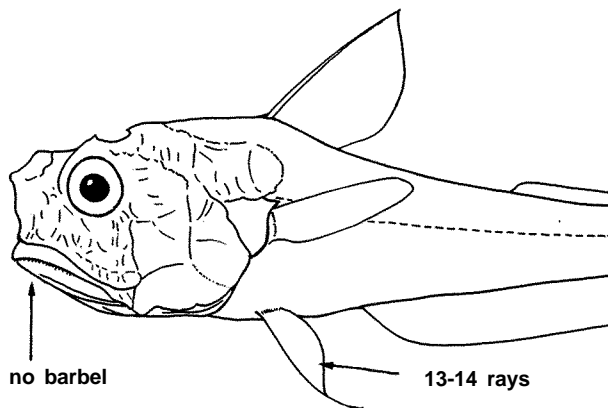
Fig. 511



H. papyraceus

(after Jordan & Gilbert, 1904)

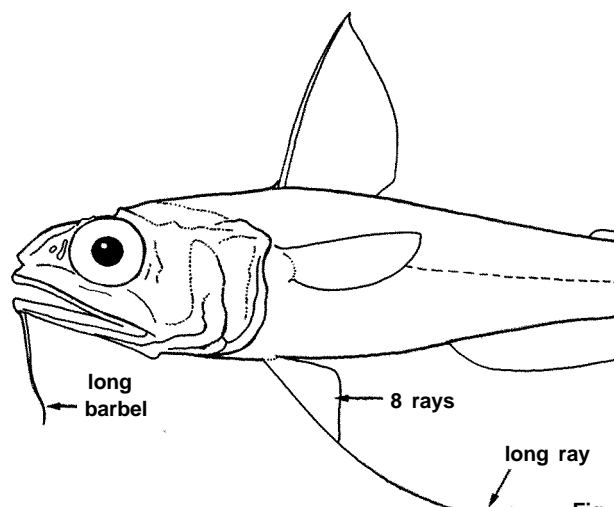
Fig. 512



H. aterrimus

(after Marshall & Iwamoto, in Marshall, 1973)

Fig. 513



H. longiceps

(after Radcliffe, 1912)

Fig. 514

* *H. longibarbis* and *H. longiceps* are poorly differentiated. They may very well represent a single species

9a. Pelvic fins with 8 rays; rays greatly produced beyond anus, distal portion prominently black; no barbel (Fig. 515) (the Philippines) *H. longipes* (Fig. 515)

9b. Pelvic fins with 7 to 15 rays; rays little or not at all produced beyond anus, not black distally; barbel present or absent

10a. Pelvic fins with 7 or 8 rays (rarely 6 or 9)

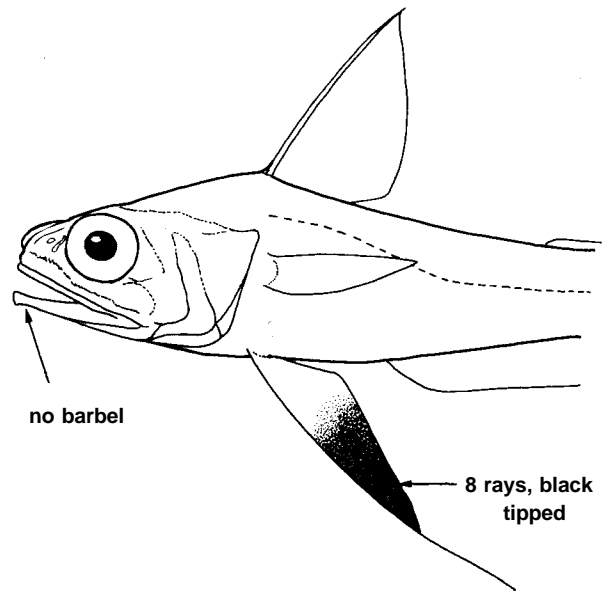
11a. Barbel absent or rudimentary (Indonesia) *H. grimaldii* (Fig. 516)

11b. Barbel present (Japan to Indonesia) *H. striatissimus* (Fig. 517)

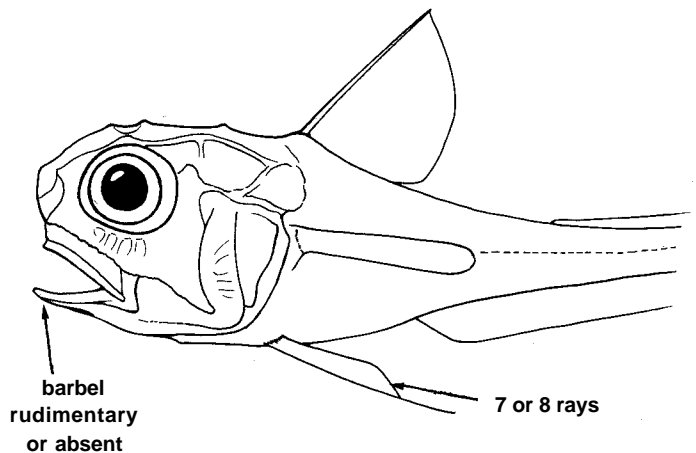
10b Pelvic fins with 10 to 15 rays

12a. Barbel minute or absent

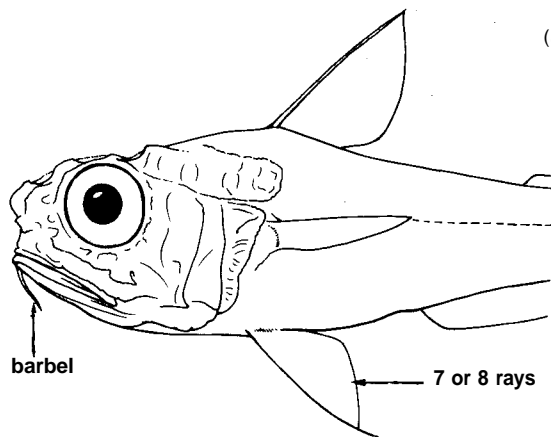
13a. Snout short to moderate, slightly to notably protruding beyond mouth, about 2.2 to 2.5 times into postrostral length; orbits moderate to large, longest diameter usually oblique, about equal to or much shorter than length orbit to preopercle angle (Fig. 519)



H. longipes (after Radcliffe, 1912) Fig. 515



H. grimaldii (after Weber, 1913) Fig. 516



H. striatissimus (after Gilbert & Hubbs, 1920) Fig. 517

14a. Greatest orbit diameter usually 1.4 to 1.6 times into distance orbit to preopercle angle; pelvic fins usually with 11 or 12 rays (sometimes 13)

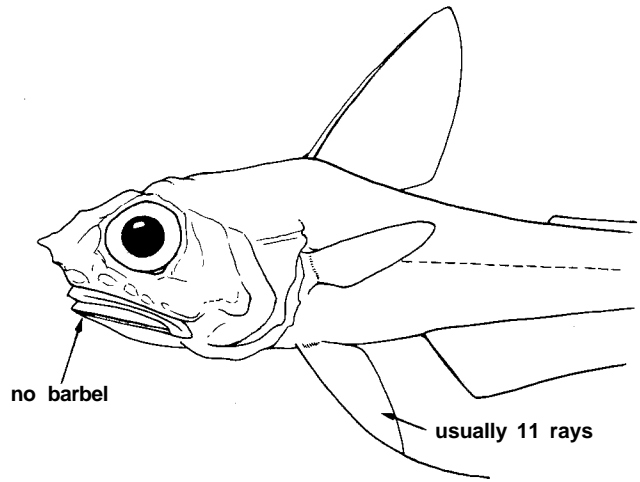
15a. Pelvic fins with 11 (sometimes 12) rays (Japan to South China Sea) *H. lethonemus**
(Fig. 518)

15b. Pelvic fins with 12 (sometimes 11 or 13) rays (the Philippines, Indonesia) *H. nascens**
(Fig. 519)

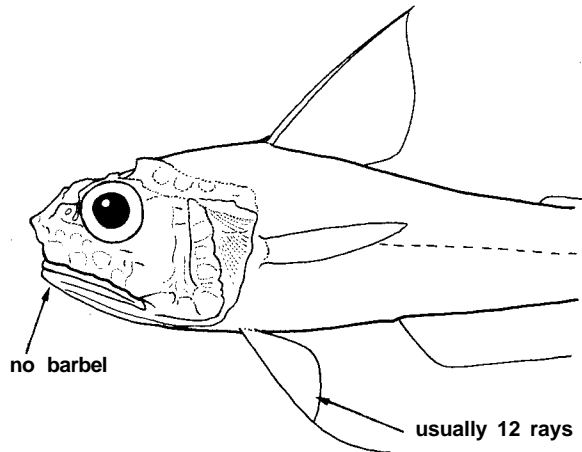
14b. Greatest orbit diameter usually 0.9 to 1.4 times into distance orbit to preopercle angle; pelvic fins usually with 13 to 15 (sometimes 12) rays

16a. Interorbital space 0.92 to 1.16 times into orbit (Western Atlantic) *H. billsamorom*
(Fig. 520)

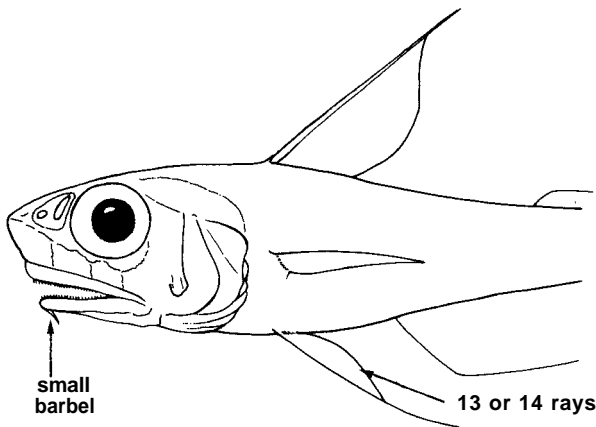
16b. Interorbital space 1.18 to 1.40 times into orbit (Hawaiian Islands) *H. striatulus*
(Fig. 521)



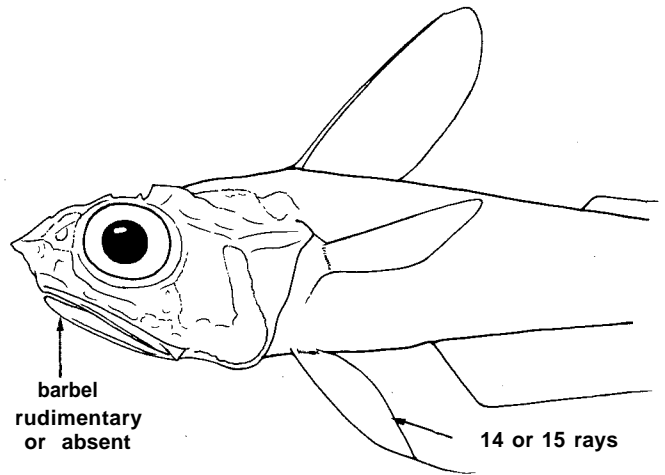
H. lethonemus Fig. 518
(after Jordan & Gilbert, 1904)



H. nascens Fig. 519
(after Gilbert & Hubbs, 1920)



H. billsamorom Fig. 520
(after Marshall & Iwamoto in Marshall, 1973)



H. striatulus Fig. 521
(after Gilbert, 1905)

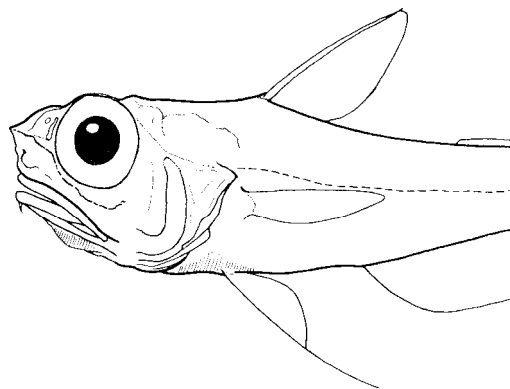
* Weber & de Beaufort (1929) synonymized *H. nascens* with *H. lethonemus*, but Okamura (1970a) and Marshall & Iwamoto (1973:602) continued recognition of the former

13b. Snout very short, scarcely protruding beyond mouth, about 2.8 to 3.4 times into postrostral length of head; orbits large, circular or ellipsoidal in outline, their vertical diameter usually greatest (Fig. 522), about equal to length orbit to preopercle (Hawaiian Islands) ***H. antraeus*** (Fig. 522)

12b. Barbel small but distinctly developed, more than 7% of head length

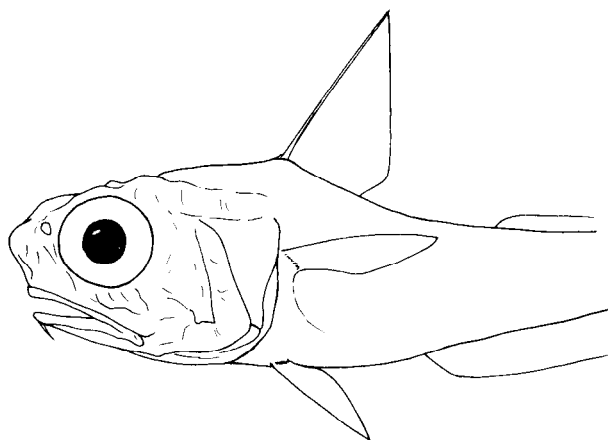
17a. Orbit 2.5 to 3.3 times in head length; its length about equal to or greater than interorbital width (Atlantic) ...***H. italicus**** (Fig. 523)

17b. Orbit diameter about 3.5 times in head length, about 5/6 of interorbital width (Indian Ocean) ***H. heterolepis**** (Fig. 524)



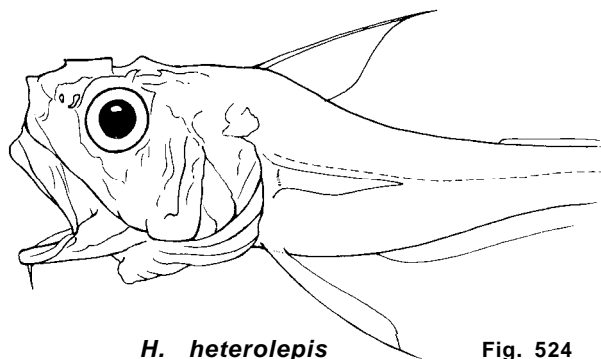
H. antraeus

Fig. 522



H. italicus
(after Parr, 1946)

Fig. 523



H. heterolepis
(after Alcock, 1899)

Fig. 524

* ***H. italicus*** and ***H. heterolepis*** may also be synonyms

List of Species :

Subgenus *Hymenocephalus*

- Hymenocephalus (H.) antraeus* Gilbert & Cramer, 1897
Hymenocephalus (H.) billsamorom Marshall & Iwamoto, 1973
Hymenocephalus (H.) grimaldii Weber, 1913
Hymenocephalus (H.) heterolepis Alcock, 1889
Hymenocephalus (H.) italicus Giglioli, 1884
Hymenocephalus (H.) lethonemus Jordan & Gilbert, 1904
Hymenocephalus (H.) longibarbis Günther, 1887
Hymenocephalus (H.) longiceps Smith & Radcliffe, 1912
Hymenocephalus (H.) longipes Smith & Radcliffe, 1912
Hymenocephalus (H.) nascens Gilbert & Hubbs, 1920
Hymenocephalus (H.) striatissimus Jordan & Gilbert, 1904
Hymenocephalus (H.) striatissimus aeger Gilbert & Hubbs, 1920
Hymenocephalus (H.) striatissimus hachijoensis Okamura, 1970
Hymenocephalus (H.) striatissimus torvus Smith & Radcliffe, 1912
Hymenocephalus (H.) striatulus Gilbert, 1905

Subgenus *Hymenogadus* Gilbert & Hubbs, 1920

- Hymenocephalus (H.) gracilis* Gilbert & Hubbs, 1920
Hymenocephalus (H.) tenuis Gilbert & Hubbs, 1917

Subgenus *Papyrocephalus* Gilbert & Hubbs, 1920

- Hymenocephalus (P.) aterrimus* Gilbert, 1905
Hymenocephalus (P.) barbatulus Gilbert & Hubbs, 1920
Hymenocephalus (P.) papyraceus Jordan & Gilbert, 1904

Subgenus *Spicomacrurus* Okamura, 1970

- Hymenocephalus (S.) kuronumai* Kamohara, 1938

***Hymenocephalus italicus* Giglioli, 1884**

Fig. 525

MACROUR Hym 1

Scientific Name with Reference : *Hymenocephalus italicus* Giglioli, in Giglioli & Issel, 1884, *Pelagos, saggi sulla vita et sui prodotti del mare Genova*, 228, fig. (off Sicily and Sardinia, 508 and 823 m).

Synonyms : *Malacocephalus laevis* -- Giglioli, 1882 (name only; non Lowe, 1874); *Macrurus (Mystaconurus) italicus* - Günther, 1887; *Macrurus italicus* -- Collett, 1896.

FAO Names : En - Glasshead grenadier

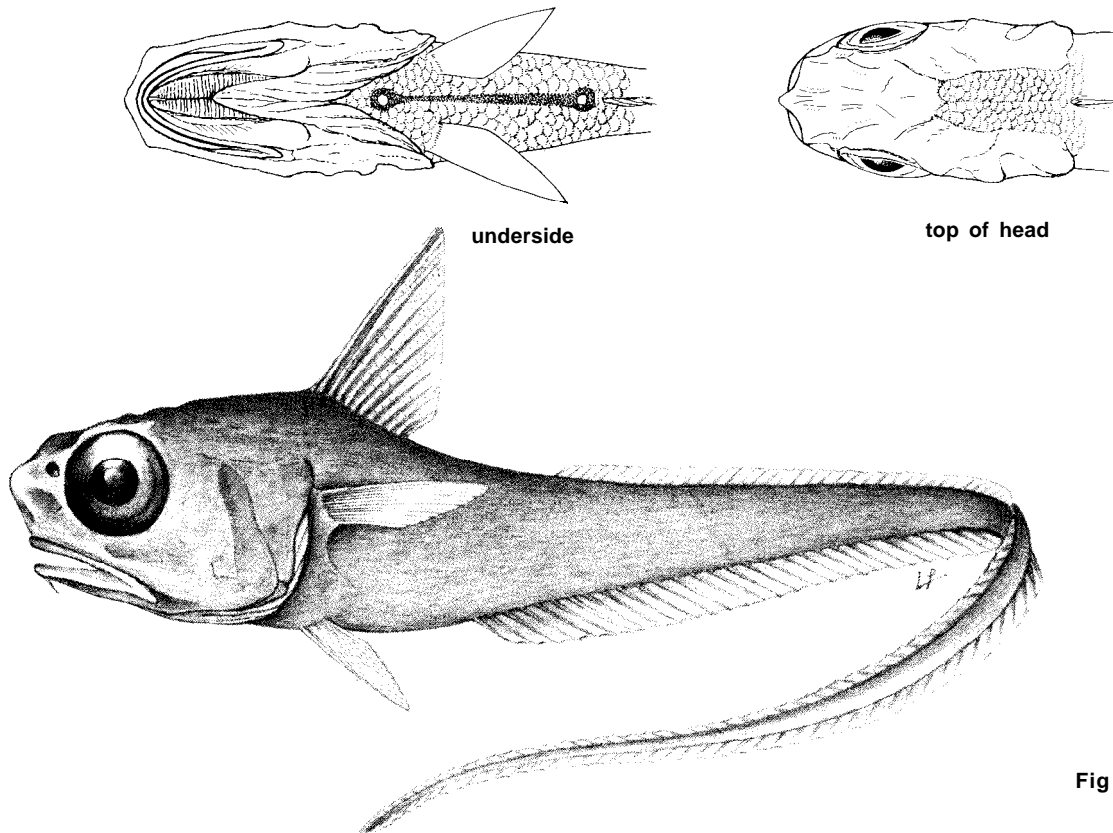


Fig 525

Diagnostic Features : Orbits large, about equal to or greater than interorbital width, about 3 times into head length; barbel small but distinctly developed, its length about equal to pupil diameter, 10 to 15% of head length; outer gill rakers on first arch 4 or 5 + 19 to 21 (21 to 25 total); on second arch 4 or 5 + 18 to 22. Spinous second ray of first dorsal fin smooth, followed by 9 to 12 (usually 10 or 11) segmented rays; pectoral fin rays i13 to i16; pelvic fin rays 10 to 12, usually 11. Lenslike swellings of anterior and posterior dermal windows of light organ small but distinct. Pyloric caeca short, thick, 13 to 15 total.

Geographical Distribution : Throughout most of the warm-water Atlantic, from Portugal to Angola and in the Mediterranean in the east, and the Florida Straits through the Gulf of Mexico and Caribbean Sea to northern Brazil in the west (Fig. 526).

Habitat and Biology : Benthopelagic in about 100 to 800 m, but most common at depths less than 500 m. Feeds predominantly on pelagic copepods, to a lesser extent on euphausiids and gammarian amphipods, and to a minor extent on shrimps, ostracods, cumaceans, other small crustaceans, and small fish.

Size : To about 20 cm total length.

Interest to Fisheries : A common species often trawled in large numbers, but due to its small size it is not of significant interest to fisheries.

Local Names : JAPAN: Itaria-sujidara.

Literature : Parr (1946); Iwamoto (1970); Marshall & Iwamoto (in Marshall, 1973).

Remarks : *Hymenocephalus heterolepis* from the Indian Ocean has been placed in the synonymy of *H. italicus* by Marshall & Iwamoto (1973), but the author's examination of specimens from the Andaman Sea suggests that the former species should be recognized based on differences in the relative dimensions of the orbit and interorbital space (see key).

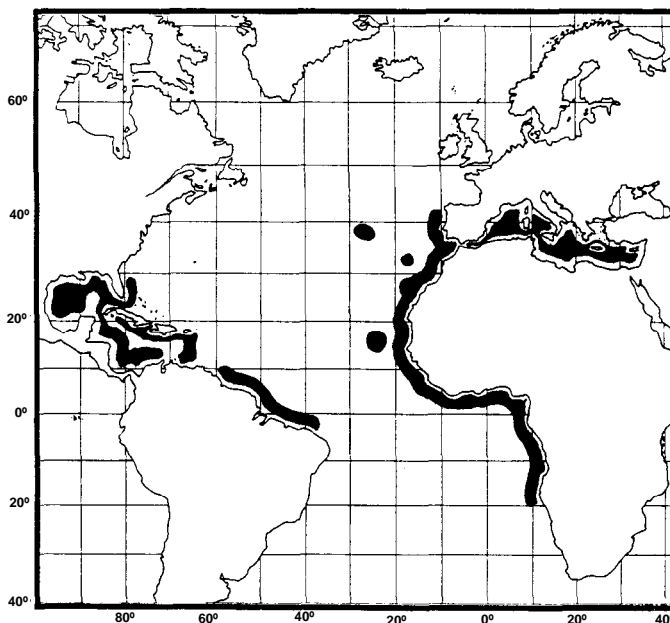


Fig. 526

Lepidorhynchus Richardson, 1846

MACROUR Lep

Genus with Reference : *Macrourus* vel *Lepidorhynchus*, 1846, *Zool.Voy.H.M.S.'Erebus'and 'Terror'*, 2:537 (type species *Macrourus* vel *Lepidorhynchus denticulatus* Richardson, 1846, by monotypy).

Synonyms : *Optonurus* Günther, 1887

This genus includes a single species.

***Lepidorhynchus denticulatus* Richardson, 1846**

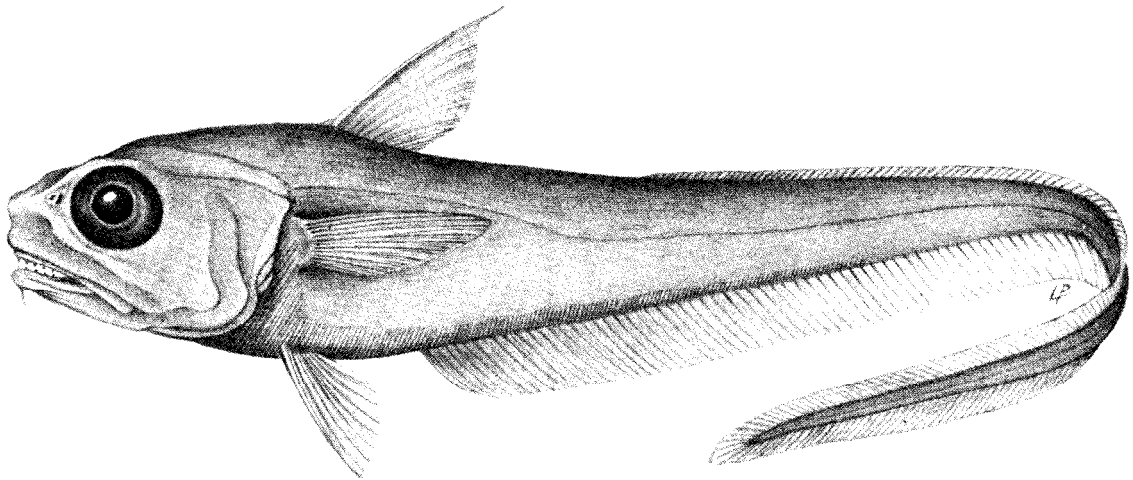
Fig. 527

MACROUR Lep 1

Scientific Name with Reference : *Macrourus* vel *Lepidorhynchus denticulatus*, 1846, Zool.Voy.H.M.S. 'Erebus' and 'Terror', 2:53, pl. 32, figs 1-3 (South Australia).

Synonyms : *Coryphaenoides denticulatus* - Günther, 1862; *Macrurus (Optonurus) denticulatus* - Günther, 1887; *Optonurus denticulatus* - Gilbert & Hubbs, 1916; *Lepidorhynchus denticulatus* - Phillipps, 1927.

FAO Names : En - Thorntooth grenadier.



(after McCulloch, 1926)

Fig. 527

Diagnostic Features : A macrourine with 6 branchiostegal rays. Head ridges scarcely developed; no stout modified scales; premaxillary teeth in broad bands with outer row enlarged; mandibular teeth enlarged, in 1 row, slightly smaller and closer set than in premaxillary teeth; jaws essentially terminal, long, reaching to below posterior 1/3 of orbit diameter. Small tubercular gill rakers present on outer series of first arch; about 16 in inner series. First dorsal fin spine smooth. Pelvic fin rays 8 or 9. Anus at anal fin origin. Ventral striae consisting of alternate black and silvery lines along ventral aspects of body and tail (shoulders, isthmus, ventrally on abdomen, ventrally immediately above anterior half of anal fin). A small naked fossa of light organ adjacent to anus. Scales densely covered with lanceolate spinules arranged in quincunx or convergent rows. Retia mirabilia 9.

Geographical Distribution : Southern Australia and New Zealand (Fig. 528).

Habitat and Biology : Benthopelagic, in 180 to 1 000 m, but most frequent at 270 to 450 m.

Size : To 55 cm total length.

Interest to Fisheries : According to Last *et al.* (1983:245), the species is the most abundant whiptail found off Tasmania "where it is frequently caught by the tonne as a large part of the bycatch of trawlers. Appears to be an important prey item for the more economically important blue grenadier".

Literature : Marshall (1973); McCann & McKnight (1980); Last *et al.* (1983).

Local Names : AUSTRALIA: Javelin fish, Toothed whiptail.

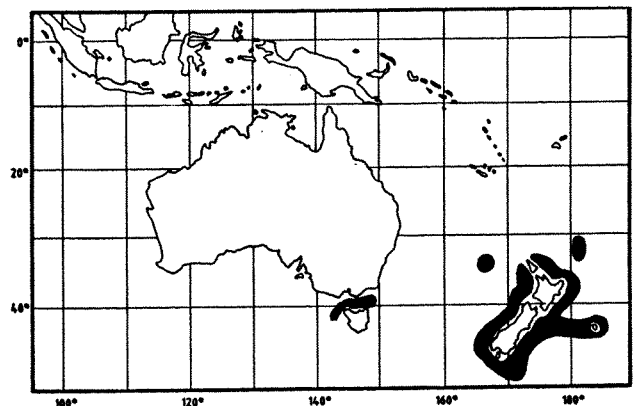


Fig. 528

Macrourus Bloch, 1786**MACROUR** Macr

Genus with Reference : *Macrourus* Bloch, 1786, *Naturgeschichte der ausländischen Fische*, Pt. II :150, pl. 177 (type species *Coryphaena rupestris* Fabricius, 1780 [non *Coryphaenoides rupestris* Gunnerus, 1765], by monotypy).

Diagnostic Features : Head large, broad, its depth 4.2 to 4.8 times in total length; snout rounded to bluntly pointed, with a stout modified spinous scale at tip; a strong, suborbital ridge that extends posteriorly onto preopercle, ending in a sharp point; orbit diameter about 1/3 of head length; mouth subterminal, jaws extend beyond vertical through midorbit; outer gill rakers on first arch absent; branchiostegal rays 6. Teeth small, in moderate to broad bands in premaxilla, none much enlarged, the bands tapering posteriorly and ending well short of rictus; mandibular band about 3 or 4 teeth wide at symphysis, narrowing to 1 row posteriorly and extending to about end of rictus. A serrated spinous dorsal fin ray; pelvic fin rays usually 8 or 9. Anus at anal fin, no light organ; swimbladder shallowly bilobed anteriorly, with 4 retia mirabilia. Body scales with an enlarged median row of spinules flanked by parallel rows of much smaller spinules.

Habitat, Distribution and Biology : A small, benthopelagic group of four upper- to middle-slope species confined to cold temperate and polar waters of the North and South Atlantic and in the Southern Ocean. Depth range from about 200 m to more than 3 000 m. Temperature preferences usually about 1 to 4 °C, although the Antarctic roughhead, *M. whitsoni*, has been captured at temperatures slightly below 0 °C.

Size : Maximum size for all species probably near to, or exceeding 100 cm total length

Interest to Fisheries : Important food fishes in the North Atlantic and off the Patagonian coast of Argentina. Apparently, the North Atlantic stocks of the roughhead grenadier are harvested primarily by vessels of the Soviet Union, German Democratic Republic, and Poland. With the reduced availability of the more desirable roundnose grenadier (*Coryphaenoides rupestris*), the roughhead grenadier has been increasingly targeted. No catch statistics were available to the author.

Although little information was available to the author on the South Atlantic *Macrourus* fishery, it is known that Argentina is currently importing the granadero into the United States. Because of the apparent mixing of stocks of *Macrourus holotrachys* and *M. carinatus* on the Patagonian slope, and the difficulty of distinguishing the two, it is possible that both species are being harvested under the name granadero.

As with other grenadiers, most *Macrourus* are marketed as fillets or gutted and scaled, with head, tail, and fins removed. Because of the large head, the recovery rate for fillets is less than 20%. The flesh of *Macrourus* is excellent: white, firm, and with a mild or little flavour.

Literature : Bigelow & Schroeder (1953); Makushok (1972); Marshall (1973); Trunov & Konstantinov (1986).

Remarks : The taxonomic status of the southern hemisphere species has been confused because of the difficulty of differentiating the three species, and the paucity of comparative material. After a detailed study of 47 specimens from the Antarctic, South Georgia, the Falklands/Malvinas, and Argentine Patagonia, Makushok (1972) found no specific differences between *Macrourus whitsoni*, *M. carinatus*, and *M. holotrachys*, but he refrained from synonymizing the three because he had not examined the types. Marshall (1973), in his key to the species, recognized *M. whitsoni*, *M. berglax*, and *M. holotrachys*, sinking *M. carinatus* into the synonymy of *M. holotrachys*. Iwamoto & Geistdoerfer (1985) included *M. carinatus* and *M. whitsoni* in *M. holotrachys*. Iwamoto (1986) later suggested that *M. whitsoni* "...may be another synonym."

Trunov & Konstantinov (1986) examined 119 specimens collected by Soviet vessels in 1975 at 7 stations on the Atlantic Patagonian slope and clearly demonstrated the presence of two species there: *M. holotrachys* (of which they had 71 specimens from 7 localities) and *M. carinatus* (48 specimens from 2 localities). The 2 stations at which the species were collected together were in depths of 300-330 and 650 m. The characters they used to distinguish the two species show some variation and overlap, but are effective when used in combination. The absence, or virtual absence, of squamation on the underside of the head is probably the most effective means of separating specimens of *M. holotrachys* from specimens of *M. carinatus* and *M. whitsoni*, but problems arise when scales get sloughed off (which happens frequently in trawled specimens). Although the authors did not treat *M. whitsoni*, that species is readily distinguished from the other two by its smaller, more delicate scales, its generally deeper habitat, and its distribution, which is generally confined to inside the Antarctic Convergence.

During the present author's visit to the Zoological Institute in Leningrad in 1988, Dr. Trunov generously provided useful information on differences between the three species. The key given below is adapted from one provided by Dr. Trunov, who will use it in a forthcoming publication treating the genus on a broader scale. His original key has

been altered here by placing *M. berglax* in the first couplet, because the few specimens of that species the present author has examined, showed a virtual absence of scales on the underside of head. That character and others used must, however, be more carefully checked with adequate specimen series.

Key to Species (Adapted from key provided by I.A. Trunov, July 1988):

1a. Underside of head without scales, or if present, only 1 to 3 above corner of mouth (Figs 529, 530 a)

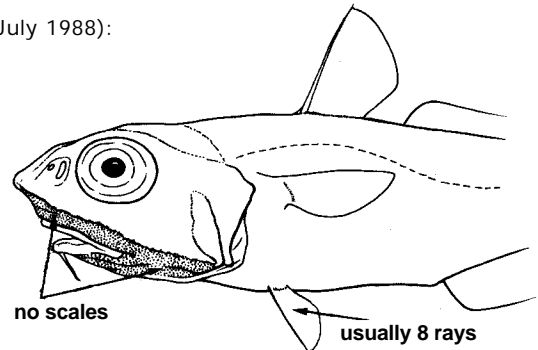
2a. Pelvic fin rays usually 8; pyloric caeca about 20 *M. berglax*
(North Atlantic)
(Fig. 529)

2b. Pelvic fin rays usually 9; pyloric caeca 8 to 16 *M. holotrachys*
(South Atlantic (Argentina))
(Fig. 531)

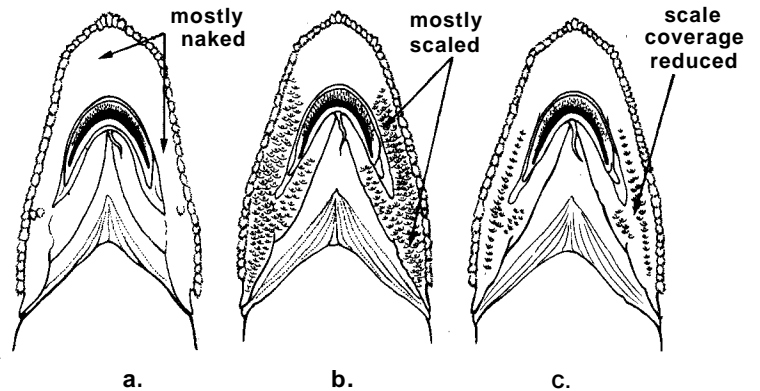
1b. Scales usually present between suborbital ridge and jaws, and on underside of lower jaw (scales sometimes small and thin, and scarcely visible without magnification) (Figs 530b, c)

3a. Scales in oblique rows between anal fin origin and lateral line more than 27; interorbital space 1.1 to 1.6 times (1.7 to 1.9 in small specimens) into orbit; length of 1st gill slit usually 1.4 to 1.5 times length of last slit *M. whitsoni*
(Southern Ocean)
(Fig. 532)

3b. Scales in oblique rows between anal fin origin and lateral line fewer than 27; interorbital space 1.5 to 2.3 times into orbit; 1st gill slit about equal to or slightly longer than last slit..... *M. carinatus*
(South Atlantic)
(Fig. 533)

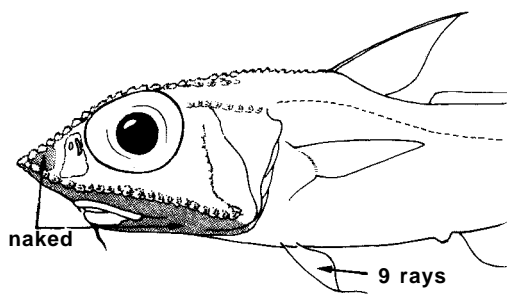


M. berglax
(after Goode & Bean, 1896) **Fig. 529**

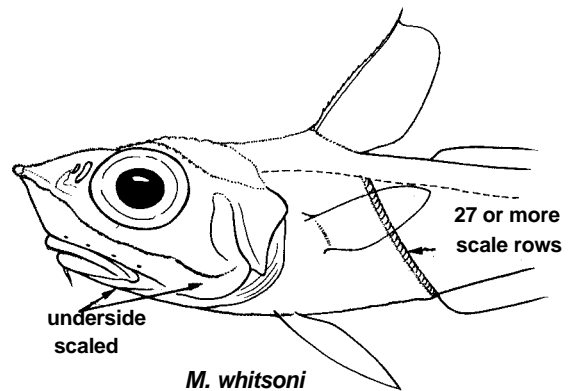


M. holotrachys *M. carinatus* **Fig. 530**

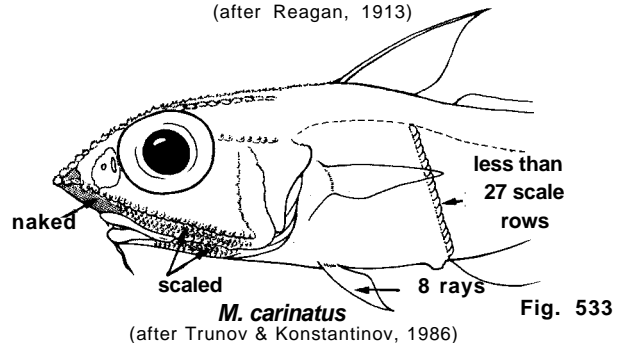
underside of head
(after Trunov & Konstantinov, 1986)



M. holotrachys **Fig. 531**
(after Trunov & Konstantinov, 1986)



M. whitsoni
(after Reagan, 1913)



M. carinatus **Fig. 533**
(after Trunov & Konstantinov, 1986)

List of Species of *Macrourus*

- Macrourus berglax* Lacepède, 1810
- Macrourus carinatus* (Günther, 1878)
- Macrourus holotrachys* Günther, 1878
- Macrourus whitsoni* (Regan, 1913)

Macrourus berglax Lacepède, 1810

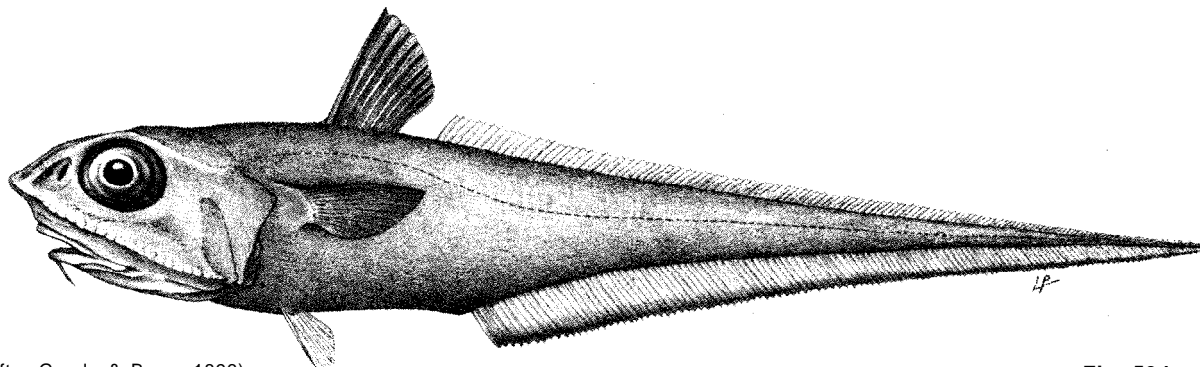
Fig. 534

MACROUR Macr 1

Scientific Name with Reference : *Macrourus berglax* Lacepède, 1810, *Histoire Naturelle de Poissons*, Paris, 3: 170, pl. 10 (fig. 1).

Synonyms : *Coryphaena rupestris* [non Gunnerus, 1765] -- Fabricius, 1780; *Macrourus rupestris* [non Gunnerus, 1765] -- Bloch, 1786; *Macrurus fabricii* Sundevall, 1842; *Macrurus holotrachys* [non Gunther, 1887] -- Collett, 1896; *Macrourus berglax* -- Goode & Bean, 1896; *Coryphaenoides (Macrourus) berglax* -- Collett, 1905.

FAO Names : En - Onion-eye grenadier.



(after Goode & Bean, 1896)

Fig. 534

Diagnostic Features : Body depth about 60 to 80% of head length; snout rather strongly pointed, preoral length 24 to 29% of head length; underside of head almost or entirely naked; mouth small, notably inferior, upper jaw 27 to 31% of head length; opercular region short, distance from orbit to angle of preopercle 32 to 35% of head length; outer gill slit 10 to 12% of head length, about equal to barbel length (which is 11 to 14%); gill rakers on first arch and inner series of second arch 8 to 10 total. First dorsal fin with 9 or 10 segmented rays, its height 48 to 56% of head length; second dorsal fin beginning well forward of origin of anal fin; pectoral fin rays i15 to i18, length of fin about 45 to 50% of head length; pelvic fins with 8 rays (rarely 7 or 9), the outermost ray 34 to 40% of head length. Pyloric caeca about 19 or 20. Scale rows below second dorsal fin origin 5.5 to 6.5. **Colour**: overall grey, darker ventrally on trunk; anal fin dark edged, first dorsal and pectoral fins dusky.

Geographical Distribution : Temperate to arctic waters of the North Atlantic, from Norfolk Canyon (about 37° N off Virginia, USA) and Georges Bank north to Labrador, Davis Strait, eastern and western Greenland, Iceland, and from the Irish Atlantic slope north to the Faeroe Islands, Norwegian coast, to Spitzbergen, and into the Barents Sea north to 82°N (Fig. 535).

Habitat and Biology : Benthopelagic in about 100 to 1 000 m depth (greatest concentrations in about 300 to 500 m). Temperature preferences appear to range from about 1° to 4° C, although bottom temperatures below 0° C have been recorded at capture depths. Amphipods predominate in the diet, although polychaetes and various natant crustaceans are also important. Bivalves, isopods, echinoderms (notably ophiuroids), and ctenophores are important at times. Age determination studies have shown a life span of at least 25 years. Spawning probably takes place between late winter and early summer, and may vary with regions. Some evidence suggests a prolonged reproductive period. Yanulov (1962) counted 25 000 eggs in a female 70.5 cm long. Females mature at 42 cm, males at 53.7cm. The largest catches have been made off the Lofoten Islands, up to 1 440 kg/h of trawling, at 700 to 800 m depth.

Size : To more than 100 cm total length.

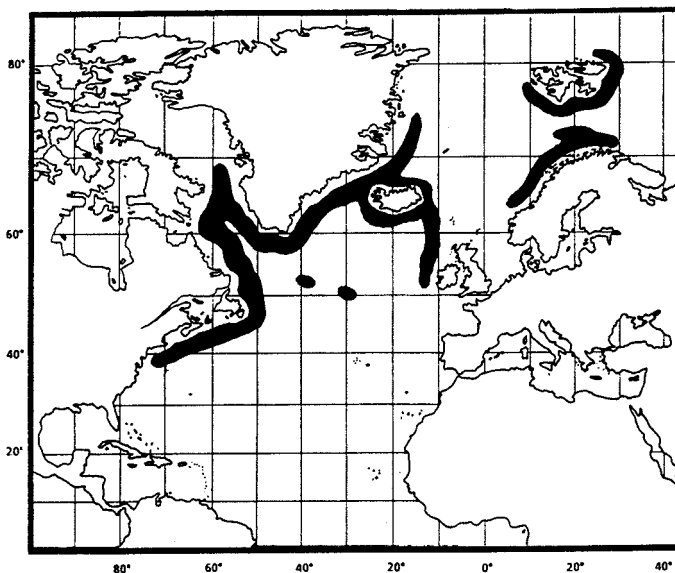


Fig. 535

Local Names : CANADA: Onion eye, Roughhead grenadier; FRANCE: Grenadier berglax; GERMANY: Rauhköpfiger Grenadier-fisch; USA: Onion eye, Roughhead grenadier

Interest to Fisheries : One of two grenadiers actively targeted by fishermen in the North Atlantic. Catch statistics for the species are not separated from that of the roundnose (or rock) grenadier, *Coryphaenoides rupestris*. Landings of grenadiers in the North Atlantic have shown a steady decline since the high in 1972 of more than 83 000 metric tons (to 3 587 metric tons in 1983). It is not known whether the decline is attributable to reduced stocks of the roundnose grenadier or to reductions in both species.

Literature : Parr (1946); Marshall (1973); Geistdoerfer (1979); Gordon (1979); Sahrhage (1986).

Macrourus carinatus (Günther, 1878)

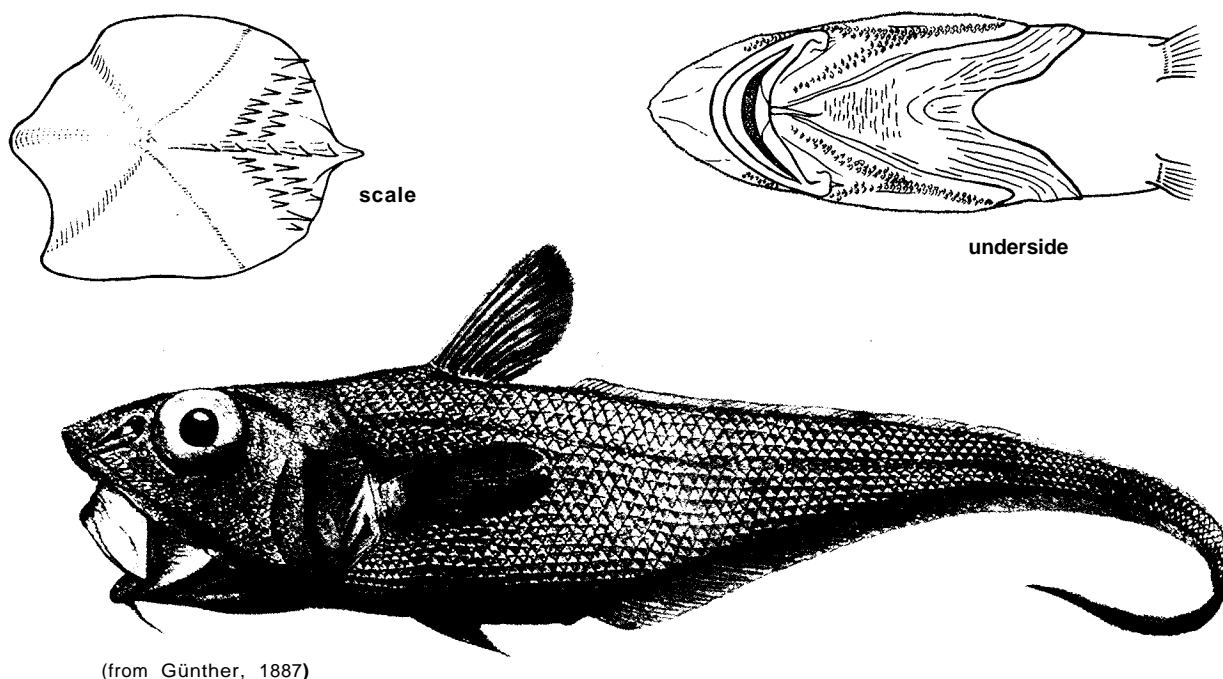
Fig. 536

MACROUR Macr 2

Scientific Name with Reference : *Coryphaenoides carinatus* Günther, 1878: 28, (near Prince Edward Island, 310 fm Holotype: BMNH 1887.12.7.89).

Synonyms : *Macrurus carinatus*: Günther, 1887; *Macrourus holotrachys* (nec Günther, 1878): Golovan and Pakhorukov, 1983; Trunov, 1982; Iwamoto and Geistdoerfer, 1985 (partim); Iwamoto 1986 (partim); *Coryphaenoides holotrachys*: Norman, 1937 (non Günther, 1878).

FAO Names : En -



(from Günther, 1887)

Fig. 536

Diagnostic Features : Head 4.4 to 4.8 times in total length; snout 29 to 40% of head length; naked patches on dorsal surface of snout behind leading edges small; underside of head posterior to snout moderately to extensively scaled, but sometimes only a file or narrow band of small scales below suborbital and preopercular ridges, and posteriorly on lower jaw; orbit 31 to 46%. interorbital space 14 to 24%. and upper jaw 27 to 39% of head length; barbel 2.2 to 3.9, suborbital space 2.0 to 3.1 times in orbit; outer gill slit 9 to 14% of head length; inner gill rakers 8 to 11 total. First dorsal fin with 2 spines and 9 to 11 rays; pectoral fin rays i17 to i20; pelvic rays 8 (rarely 9); dorsal interspace 4.5 to 7.2 in head length; origins of anal and second dorsal fin about on same vertical. Pyloric caeca 13 to 21. Scales below midbase of first dorsal fin usually 4.5 to 6.5; scale rows from lateral line to anal fin origin less than 27. **Colour**: medium brown to somewhat straw coloured; fins darker, blackish in some; dorsal and pelvic fins darker distally; mouth lining dark grey or brown.

Geographical Distribution : Subantarctic to temperate waters on both sides of South America, Falkland/Malvinas Islands, Discovery Tablemount and Meteor Seamount, South Africa, off Crozet and Prince Edward Island, and off New Zealand and Macquarie island (Fig. 537).

Habitat and Biology : Apparently benthopelagic in about 300 to 1 100 m depth, although it is most often taken between 500 and 800 m.

Size : To at least 87 cm, and probably more than 100 cm total length.

Interest to Fisheries : Abundant off the Patagonian coast, and perhaps elsewhere. Catches of the two Patagonian species of *Macrourus* are probably mixed; some are known to be exported to the United States.

Literature : Günther (1878, 1887); Makushok (1967); Barnard (1925); Trunov & Konstantinov (1986).

Remarks : According to Trunov & Konstantinov (1986) *M. carinatus* and *M. holotrachys* differ in: squamation on the underside of the head (more extensive in *M. carinatus*); lunate areas behind the leading edges of the snout (broader, more naked in *M. holotrachys*); pelvic fin rays (fewer in *M. carinatus*, usually 8 compared with 9); pyloric caeca (more in *M. carinatus* 13 to 21 vs. 8 to 16); and relative positions of the origins of the second dorsal and anal fins (second dorsal in advance of anal in *M. holotrachys*, above anal origin in *M. carinatus*). The first character should be evaluated carefully in attempting to identify specimens, as considerable variation can be found. In some specimens of *M. carinatus*, scales densely cover most of the underside, whereas in others, only a file or narrow patch of small thin scales can be found above the jaws.

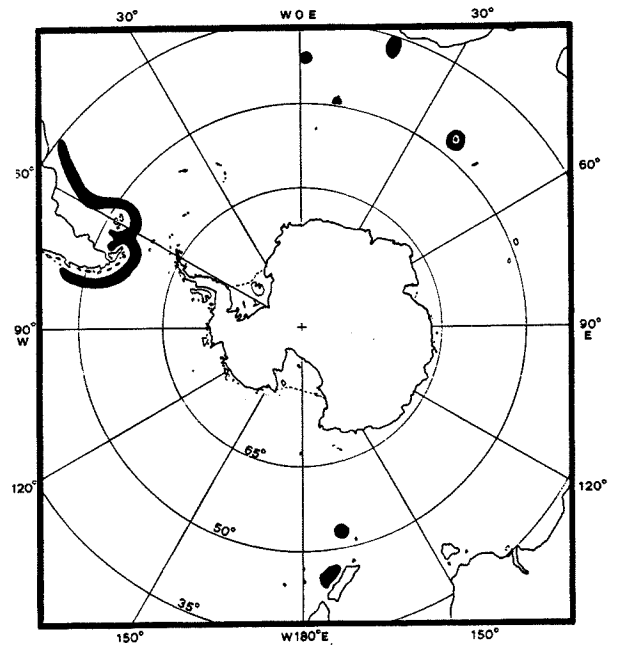


Fig. 537

Macrourus holotrachys Günther, 1878

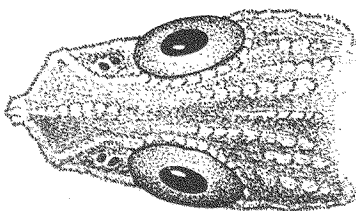
Fig. 538

MACROUR Macr 3

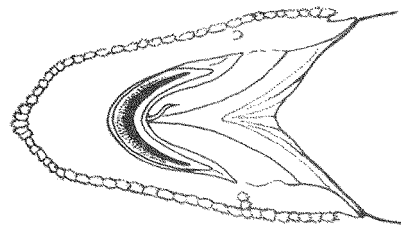
Scientific Name with Reference : *Macrurus holotrachys* Günther, 1878: 24 (east of mouth of Rio de la Plata, CHALLENGER sta. 320,600 fm).

Synonyms : None


FAO Names : En - Bigeye grenadier



top of head
(after Günther, 1887)



underside
(after Trunov & Konstantinov, 1986)



(from Günther, 1887)

Fig. 538

Diagnostic Features : Head 4.4 to 4.6 times in total length; snout 29 to 37% of head length; upper side of snout with a broad naked patch on either side behind anterolateral margins; underside of head entirely naked, or at most, only 1 to 3 small scales just above corner of mouth; orbit 33 to 41%, interorbital width 16 to 21%, upper jaw 24 to 42% of head length; barbel 3.3 to 4.5, suborbital 2.4 to 2.5 times in orbit; outer gill slit 8 to 12% of head length; total inner gill rakers 8 to 11. First dorsal fin with 2 spines and 9 to 11 rays; pectoral fin rays 17 to 19; pelvic rays 9 (rarely 8); interspace between dorsal fins 4.1 to 8.1 times in head length; origin of anal fin behind that of second dorsal, usually on a vertical below 2nd to 4th ray of second dorsal. Pyloric caeca 8 to 16. Scales below midbase of first dorsal fin usually 4.5 to 6.5; diagonal scale rows from anal fin origin to lateral line fewer than 27. **Colour**: light to medium brown or greyish brown; fins darker, especially distally; mouth and gill cavities dark.

Geographical Distribution : So far positively known only from the Patagonian slope from east of the Rio de la Plata to north of the Falkland/Malvinas Islands, and off Shag Rock west of South Georgia. It can be expected also on the west coast of Chile, but its presence there, as well as in other regions where it has been reported, must be confirmed (Fig. 539).

Habitat and Biology : Benthopelagic from about 300 to more than 1 200 m depth.

Size : To more than 80 cm total length.

Interest to Fisheries : Of a large size and undoubtedly taken as part of the granadero catch off Argentina.

Local Names : ARGENTINA: Granadero; JAPAN: Patagonia-sokodara

Literature : Günther (1878, 1887); Trunov & Konstantinov (1986).

Remarks : See also Remarks section under *M. carinatus*. *Macrourus holotrachys* has been reported numerous times from different localities, but the previous confusion with its close relative, *M. carinatus*, leaves doubtful most of these identifications. These records should be rechecked to firmly establish the limits of its distribution.

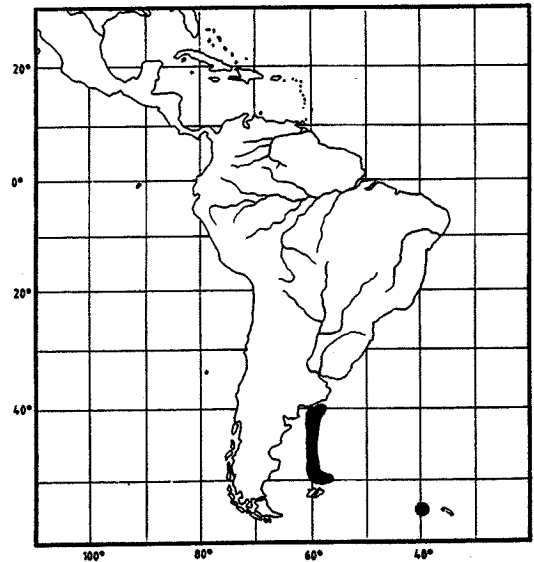


Fig. 539

Macrourus whitsoni (Regan, 1913)

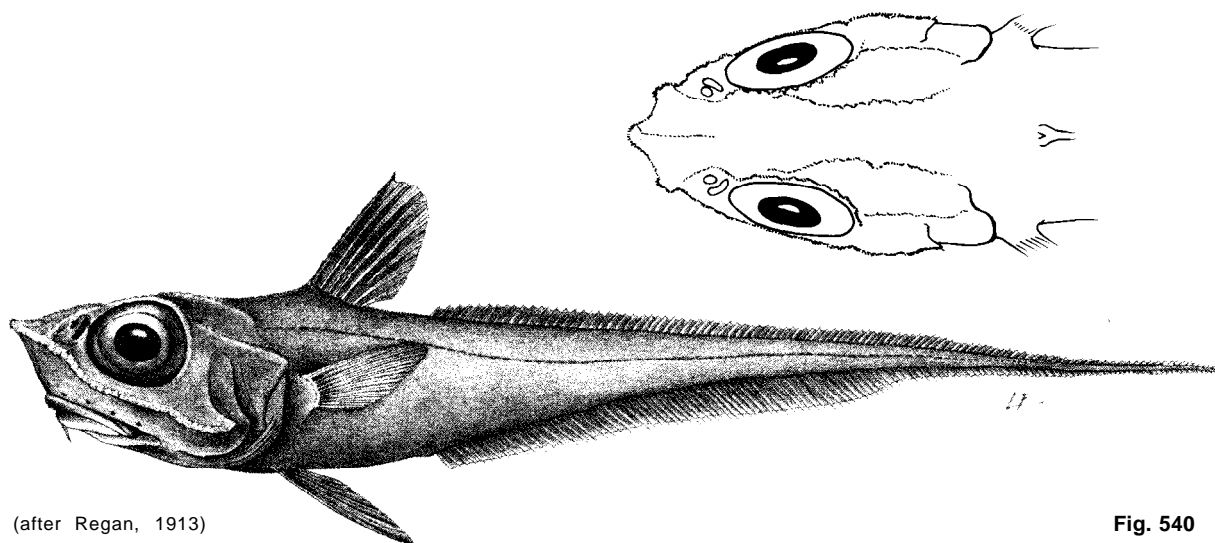
Fig. 540

MACROUR Macr 4

Scientific Name with Reference : *Chalinura whitsoni* Regan, 1913, Trans. Roy. Soc. Edinburgh 49 (pt. 2): 236, pl. 2, fig. 2 (off Coats Land, Antarctica; 71°22'S, 16°W; 2579 m).

Synonyms : *Coryphaenoides whitsoni* - Gilbert & Hubbs, 1916; *Macrourus whitsoni* - Makushok, 1967; *Macrourus holotrachys* (non Günther, 1878) - Iwamoto and Geistdoerfer, 1985 (partim).

FAO Names : En - Whitson's grenadier.



(after Regan, 1913)

Fig. 540

Diagnostic Features : Body depth about 65 to 90% of head length; snout usually somewhat rounded with a high dorsal profile in adults, but often with prominent tubercles at tip and lateral angles; preoral length 19 to 27% of head length; mouth rather large, lips thin, upper jaw 32 to 44% of head length; distance from orbit to angle of preopercle 34 to 44% of head length; underside of head generally covered with small scales below suborbital, preopercle, and posteriorly on mandible (but scales sparse on some individuals); outer gill slit 14 to 22% of head length, longer than barbel length (which is 7 to 15%); inner gill rakers on first and second arches 10 to 12 total (rarely 13). First dorsal fin with 8 to 11 (usually 9 or 10) segmented rays, its height about 55 to 65% of head length; second dorsal fin begins about over or slightly ahead of origin of anal fin; pectoral fin with a splintlike uppermost ray and 17 to 20 lower rays, its length about 50 to 60% of head length; outermost ray of pelvic fins usually about 45 to 60% of head length. Pyloric caeca 18 to 28 (in 11 specimens). Scale rows below second dorsal origin usually 6.5 to 7.5 (rarely 5.5). **Colour**: overall dark brown to swarthy in most individuals, but some are much paler; fins and lips blackish.

Geographical Distribution : Circumpolar in Antarctic waters; generally confined inside the Convergence except in the Falkland/Malvinas Islands area (Fig. 541).

Habitat and Biology : Benthopelagic from about 400 to 3 185 m depth (greatest concentrations in about 600 to 1 500 m). Remains of natant crustaceans (especially euphausiids), polychaetes, and fish (gonostomatids) have been found in the stomachs of three specimens examined.

Size : To more than 75 cm total length.

Interest to Fisheries : One of three *Macrourus* species in the southern hemisphere, all of which attain a large size and are taken, sometimes in large quantities, by commercial and research trawlers, especially in the Patagonian region of the South Atlantic. No catch statistics for any of the species were available to the present author, and it is not known if *M. whitsoni* is currently being exploited. Nakamura (1986) estimated the standing stock of *M. whitsoni* off the Patagonian shelf of Argentina at 624 000 metric tons, but it is probable that that figure applies to the two more-northern species, as the present author's specimen data suggest that *M. whitsoni* does not occur very far north of the Antarctic Convergence.

Local Names : JAPAN: Yoroi-sokodara.

Literature : Regan (1913); Wai (1916); Norman (1937a, 1937b); Makushok (1967, 1972); Marshall (1973); Nakamura (1986).

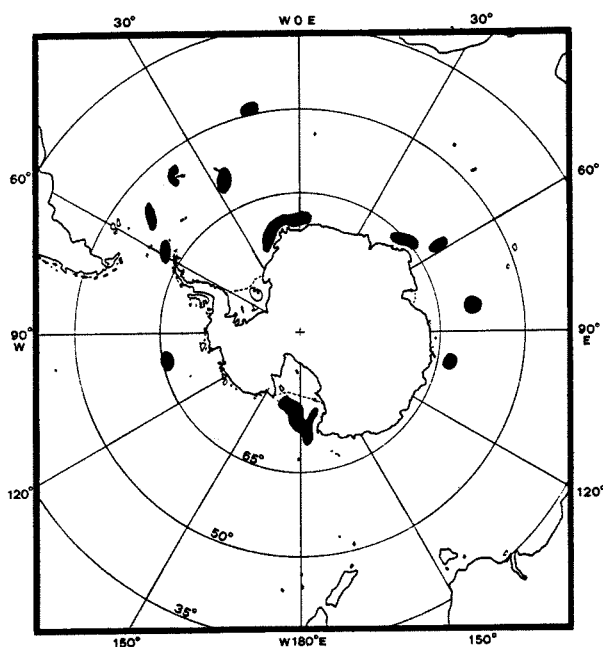


Fig. 541

Remarks : *Macrourus whitsoni* appears to be geographically and bathymetrically separated from its two northern congeners, *M. carinatus* and *M. holotrachys*. *M. whitsoni* is generally confined to depths greater than about 500 m (usually between 600 and 1 500 m) within the Antarctic Convergence, whereas the other two species are most commonly captured around 300 to 800 m outside the Convergence. The species appear to overlap in their distributions, however, in the Falkland/Malvinas Islands, Burdwood Bank, and South Georgia. Feeds on pelagic crustaceans (especially euphausiids), small fish, and polychaetes.

***Malacocephalus* Günther, 1862**

MACROUR Mal

Genus with Reference : *Malacocephalus* Günther, 1862, Cat. Fish. Brit. Mus., 4: 396 (as subgenus of *Macrurus*) (type species *Macrurus laevis* Lowe, 1843, by monotypy).

Synonyms : None

Diagnostic Features : Macrourines with 7 branchiostegal rays. Snout rounded, head laterally compressed, completely and uniformly covered with scales (except on lips, eyes around nostrils, and parts of gill and gular membranes); scale patches on branchiostegals; no coarsely modified tubercular or scutelike scales; suborbital region flat, lacking a raised longitudinal ridge; mouth large, upper jaw usually more than 45% of head length; gill rakers fewer than 16 on inner series of outer arch. Premaxillary teeth in 2 rows to a band, outer row notably enlarged and widely spaced; lower jaw teeth relatively few, widely spaced canines in 1 row. Second spinous ray of first dorsal fin smooth or serrated. Anus removed from anal fin origin, closer to pelvic fin insertion, situated at posterior end of an elongated oval to dumbbell-shaped area of naked black skin (periproct); a small round dermal window of light organ at anterior end of periproct, a second, larger bean-shaped window in a fossa between pelvic fin bases, separated from periproct by a shallow ridge of small scales. Retia mirabilia and gas glands 2; retia short, broad. Pyloric caeca numerous, multiply branching, 50 to 100 or more in distal count. Scales of body densely covered with small, fine, needle-like spinules giving a characteristic velvety texture to the surface.

Habitat, Distribution and Biology : Worldwide in tropical to warm-temperate seas. Benthopelagic in about 200 to 1 000 m depth, but most common in 300 to 700 m.

Size : To about 60 cm total length.

Interest to Fisheries : Often occurs in moderate to large quantities and forms part of the bycatch of trawlers fishing in upper continental-slope waters.

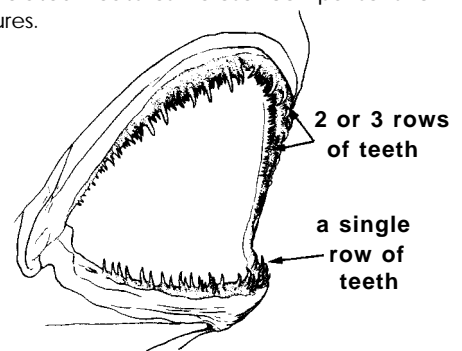
Literature : Parr (1946); Iwamoto (1970, 1979); Okamura (1970a, 1970b); Marshall (1973)

Remarks : The present author (Iwamoto, 1970) provided a key to the subgenera and 6 species of *Malacocephalus*. The recent description of a 7th species, *M. boretzi* Sazonov, 1985, from the central Pacific, and the present author's discovery of other species from the Pacific and Indian oceans renders that key untenable. The intermediacy of several characters in *M. boretzi* clouds the distinction between the two *Malacocephalus* subgenera and also between *Malacocephalus* and *Ventrifossa*.

Some questions remain as to the status of the species *M. nipponensis* and *M. hawaiiensis* because of their close similarity to *M. laevis* -- it has been suggested that the 3 represent a single circumglobal species. The present author found the Atlantic and Indian Ocean populations to differ in one significant character from Pacific populations -- the scale count below the midbase of the first dorsal fin was 10.5 to 11.5 in the former and 8.0 to 9.5 in the latter. The scales appeared to be slightly larger and the spinules slightly longer in the Pacific population, but this was not quantified because of difficulties in making comparisons of these size-related features. Close comparisons of specimens from throughout the range may reveal other distinguishing features.

Key to Species

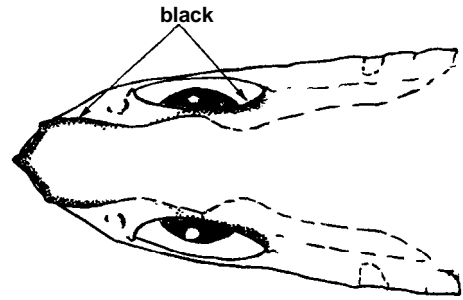
- 1a. Dorsal fin spine smooth.
- 2a. Lower jaw teeth in 2 irregular rows; pelvic fins with 8 rays *M. boretzi*
(C. N. Pacific)
- 2b. Lower jaw teeth in 1 series (Fig. 542); pelvic fins with 9 rays



(from Iwamoto & Arai, 1987)

Fig. 542

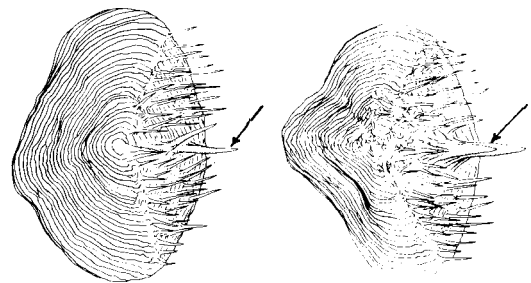
- 3a. Snout short, about 24% of head length, its tip on a horizontal through lower edge of pupil; preoral length 15% of head length; pectoral fins with 16 or 17 rays ***M. luzonensis*** (Philippines)
- 3b. Snout longer, 26% of head length or more; more pointed and higher, its bony tip on a horizontal through upper part of pupil; preoral length 16% of head length or more; pectoral fins usually with 18 to 22 rays
 - 4a. Scales below midbase of first dorsal fin 10 or more ***M. laevis*** (Atlantic, Indian Ocean)
 - 4b. Scales below midbase of first dorsal fin 8.0 to 9.5 (Pacific)...***M. nipponensis*** (Japan)
M. hawaiiensis (Hawaii)



top of head

M. occidentalis Fig. 543

- 1b. Dorsal spine serrated
 - 5a. Interorbital space usually 20 to 24% of head length. Scales below second dorsal fin lacking enlarged median spinules. Margins of orbits and leading edge of snout outlined in black (Fig. 543) ***M. occidentalis*** (Atlantic)
 - 5b. Interorbital space 27 to 34% of head length. Scales below second dorsal fin with enlarged median spinules in adults (Fig. 544). No black margins on orbits or snout..... ***M. okamurai*** (Tropical W. Atlantic)



scales

M. okamurai Fig. 544
(from Iwamoto & Arai, 1987)

List of Species of *Malacocephalus*

Subgenus ***Malacocephalus***

- Malacocephalus (M.) hawaiiensis*** Gilbert, 1905
- Malacocephalus (M.) laevis*** (Lowe, 1843)
- Malacocephalus (M.) luzonensis*** Gilbert & Hubbs, 1920
- Malacocephalus (M.) nipponensis*** Gilbert & Hubbs, 1916

Subgenus ***Pawnurus***

- Malacocephalus (P.) boretzi*** Sazonov, 1985
- Malacocephalus (P.) occidentalis*** Goode & Bean, 1885
- Malacocephalus (P.) okamurai*** Iwamoto & Arai, 1987

Malacocephalus laevis (Lowe, 1843)

Fig. 545

MACROUR Mal 1

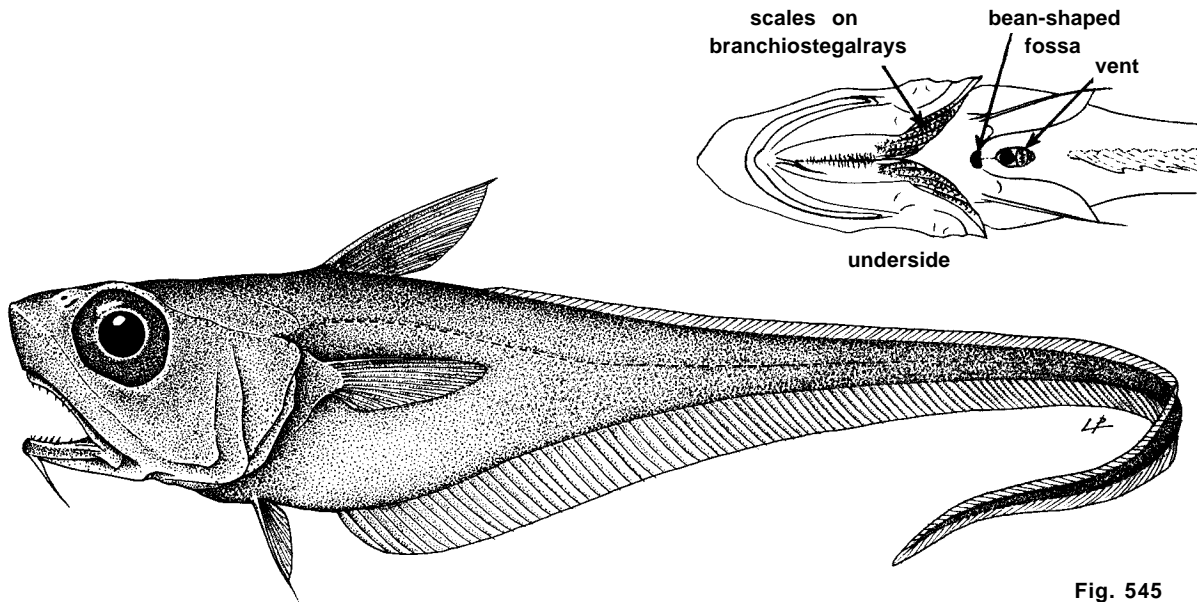
Scientific Name with Reference : *Macrourus laevis* Lowe, 1843, Proc. Zool. Soc Lond. 11:92**Synonyms** : *Malacocephalus laevis* - Günther, 1862:397; *Macrurus (Malacocephalus) laevis* - Günther, 1887.**FAO Names** : **En** - Softhead grenadier; **Fr** - Grenadier barbu; **Sp** - Abambolo de baja.

Fig. 545

Diagnostic Features : Interorbital width (usually 30 to 33% of head length) equal to or shorter than orbit diameter; snout 26 to 31% of head length; distance from orbit to preopercle angle 41 to 47% of head length. Two distinct rows of teeth on premaxillae; 1 wide-spaced row of canines on mandible. Usually a patch of scales on gular membrane; inner gill rakers on first arch 11 to 14 total. Dorsal fin spine smooth; first dorsal fin with 2 spines and 9 to 13 rays; pectoral fin rays i15 to i21.

Geographical Distribution : Warm waters of Atlantic and Indian Oceans; also possibly off Baja California (Fig. 546).

Habitat and Biology : Benthopelagic on continental slopes in depths of 200 to 1 000 m, but most common in about 300 to 700 m.

Size : To about 52 cm total length.

Interest to Fisheries : Commonly taken as bycatch of bottom trawlers in many areas. Used mostly for fishmeal and oil. In the past, fishermen in the North Atlantic were reported to have used the luminescent excretion from the ventral light organ to enhance baits used for codfishing.

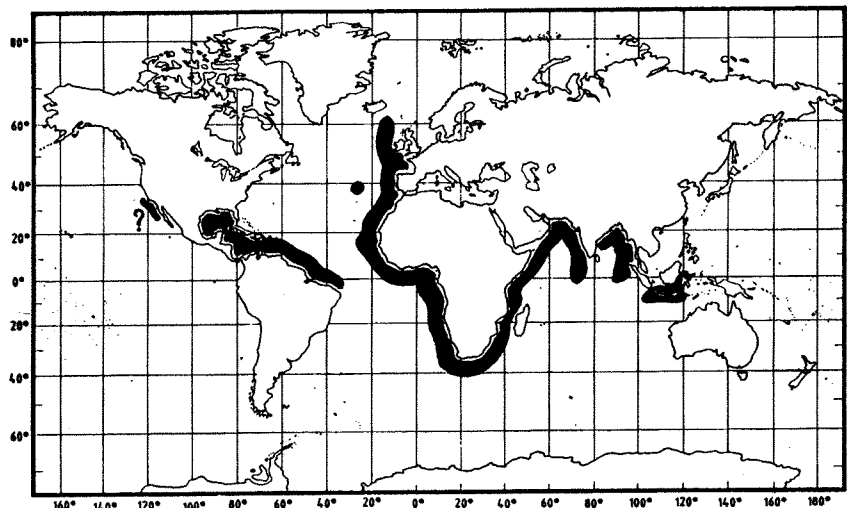


Fig. 546

Literature : Marshall (1973); Iwamoto (1970, 1979).

Remarks : The nominal Pacific species *M. hawaiiensis*, *M. luzonensis*, and *M. nipponensis* are closely related to *Malacocephalus laevis* and may eventually prove to represent populations of that species. Differences between these nominal species have not been adequately defined. A comprehensive comparison of material from the Atlantic, Indian Ocean, and throughout the Pacific is needed.

Malacocephalus occidentalis Goode & Bean, 1885

Fig. 547

MACROUR Mal 2

Scientific Name with Reference : *Malacocephalus occidentalis* Goode & Bean, 1885, *Proc. U.S. Natl. Mus.* 8:597.

Synonyms : *Lionuros (Nezumia) occidentalis* -- Gilbert & Hubbs, 1916: 145; *Chalinura occidentalis* -- Goode & Bean, 1896: 413; *Ventrifossa (Ventrifossa) occidentalis* -- Gilbert & Hubbs, 1920: 544; *Malacocephalus (Pawnurus) occidentalis* -- Parr, 1946; *Macruroplus violaceus* [non Zugmayer, 1911] -- Cadenat, 1953: 1066.

FAO Names : **En** - Western softhead grenadier; **Fr** - Grenadier scie; **Sp** - Abámbolo.

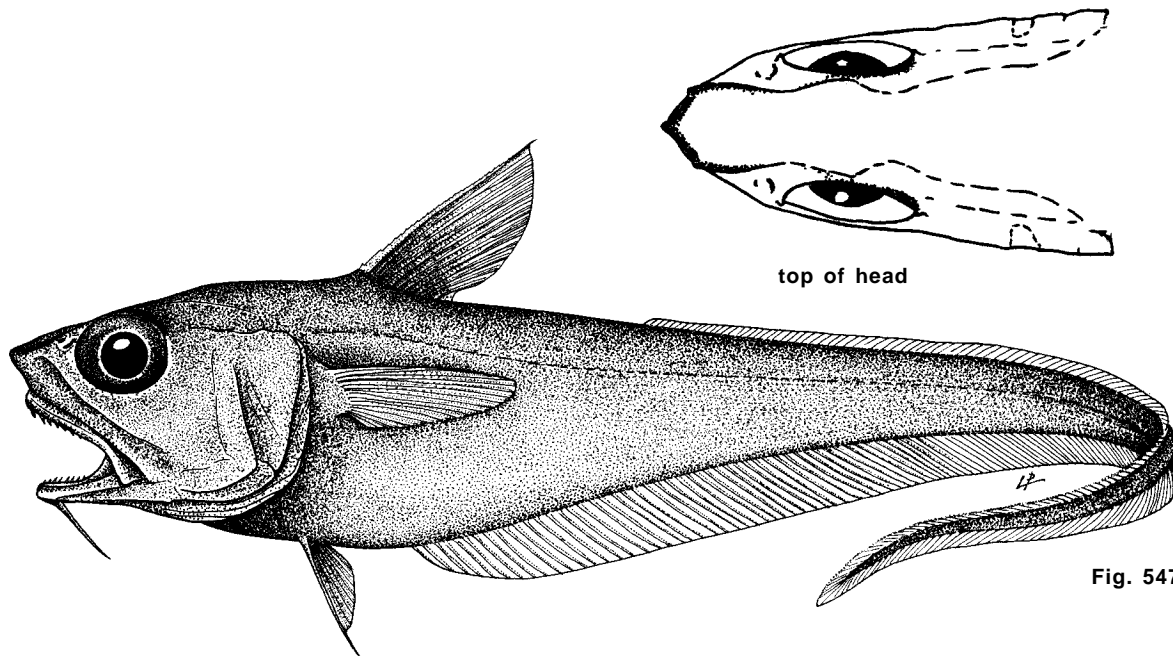


Fig. 547

Diagnostic Features : Snout narrow, weakly pointed, its length 26 to 31% of head length; orbit diameter usually 31 to 35% of head length; interorbital width usually 23 to 27% of head length; distance from orbit to preopercle 41 to 47% of head length; no scales on gular membrane; outer gill rakers on first arch usually 11 to 13 total. Premaxillary teeth in a broad band; one wide-spaced row of canines on mandible. First dorsal fin with 2 spines and 11 to 13 rays, the 2nd spine serrated; pectoral fin rays i20 to i25; pelvic fin rays 8 (7). **Colour**: upper lateral and leading edge of snout, orbital rims, lower margin of suborbital, lips, and gular membrane black.

Geographical Distribution : Tropical and warm-temperate waters of Atlantic (Fig. 548).

Habitat and Biology : Benthopelagic on continental slopes in depths of 200 to 600 m, but most common in about 300 to 500 m.

Size : To about 45 cm total length.

Interest to Fisheries : Taken as bycatch by offshore trawlers throughout its range. Mostly used for fish-meal and oil.

Local Names : CANADA: American strap-tail grenadier

Literature : Parr (1946); Poll (1953); Iwamoto (1970); Marshall (1973).

Remarks : Marshall (1973) has treated this species as a *Ventrifossa* because of its serrated dorsal spine and teeth in bands in premaxillary. The present author's treatment is based on features of the light organ,

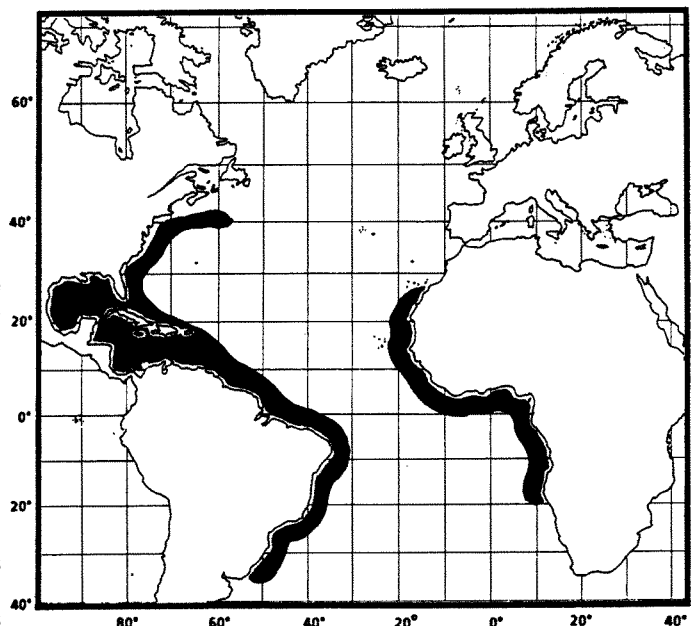


Fig. 548

squamation, mandibular teeth, retia mirabilia and gas glands, and gill rakers, which suggest closer affinity to *Malacocephalus*. The position of *M. occidentalis* appears, indeed, to be somewhat intermediate between the two genera. New species recently described further obscure the distinction between the two and may require a different alignment of the included species.

***Mataeocephalus* Berg, 1898**

MACROUR Mat

Genus with Reference : *Mataeocephalus* Berg, 1898, Comm. Mus. Nac. Buenos Aires 1:41 (replacement name for *Coelocephalus* Gilbert & Cramer, 1897, preoccupied).

Synonyms : *Coelocephalus* Gilbert & Cramer, 1897:422 (non Agassiz,1843) (type species *Coelocephalus acipenserinus* Gilbert & Cramer, 1897, by monotypy).

Diagnostic Features : Snout rather long, flattened, tipped with a bifid terminal snout scute; a rather distinctive row of coarse scales along leading edge of snout; underside of head variously naked; a groove on each side dorsally behind leading edge; mouth small, inferior, upper jaws less than 30% head length. Premaxillary teeth in a wide short band ending far short of end of rictus; mandibular teeth in a broad and short band, or in a moderately long, tapered band. Opercular opening restricted dorsally and ventrally; gill membranes broadly attached to isthmus without a free posterior fold. Outer rakers on first gill arch usually absent, a few rudimentary plates in some individuals. Serrations on first dorsal fin obsolete to few and widely spaced. Spinules on body scales short, conical, in parallel rows. Periproct rather small to large, close to or rather far removed from anal fin.

Habitat, Distribution and Biology : Tropical waters of the Pacific and Indian oceans; not known from the Atlantic. Benthopelagic in about 400 to 1 100 m depth.

Size : To more than 30 cm total length.

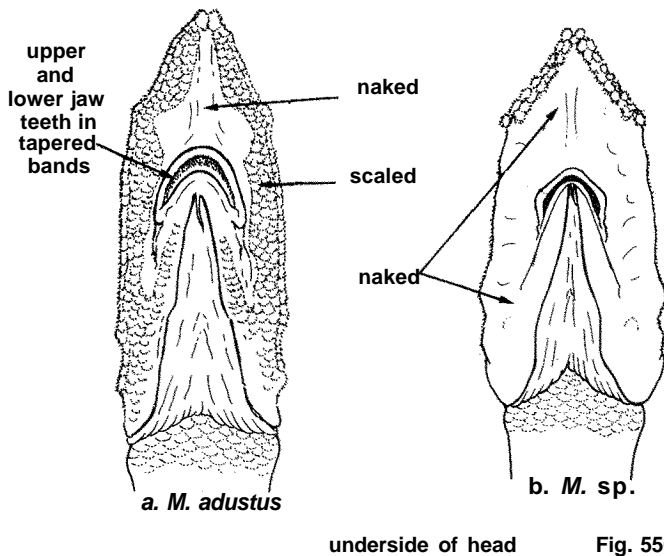
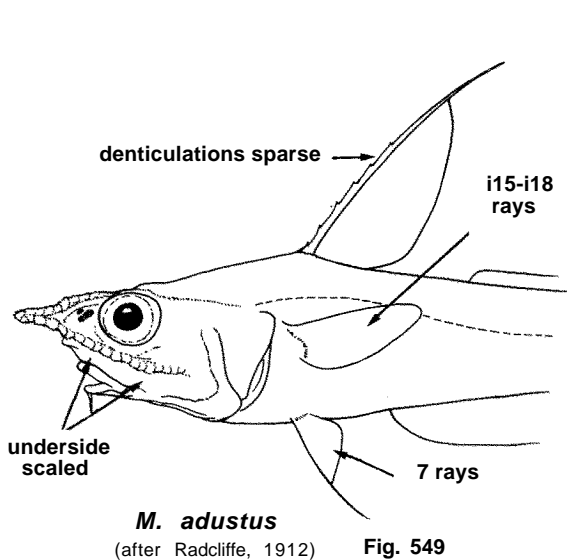
Interest to Fisheries : Most of the species are too small, found too deep, or are too rare to be of Commercial significance.

Literature : Marshall (1973); Iwamoto(1979).

Remarks : Drs. Y. I. Sazonov & Y. N. Shcherbachev (of the P.P. Shirshov Institute of Oceanology) are revising the genus. They have informed the author (in litt., Sept. 1982) that one nominal species is relegated to subspecific level, another is sunk into synonymy, and a third hitherto unrecognized species is included in the genus, giving a total of four species, two of which have two subspecies.

Key to Nominal Species of *Mataeocephalus* (excluding *M. microstomus* (Regan, 1908) because of inadequate original description and no study specimens)

- 1a. Pelvic fin rays 7; pectoral fin rays i15 to i18. Periproct region small. Premaxillary teeth in a broadly tapered band extending almost to end of jaw. Underside of head mostly scaled. Denticulations on second spinous ray of first dorsal fin obsolete or few (3 to 5). (Figs. 549,550a)..... *M. adustus*



1b. Pelvic fin rays 8 or 9; pectoral fin rays i19 to i25. Periproct region moderate to large. Pre-maxillary teeth in broad, short, truncated bands on anterior part of jaw only (Fig. 551). Underside of head mostly naked (Fig. 550b) Denticulations on second spinous ray of first dorsal fin well developed

2a. Scales below midbase of first dorsal fin 8.5 to 11; below origin of second dorsal fin 6.5 to 9 (Fig. 552) *M.tenuicauda*

2b. Scales below midbase of first dorsal fin 7 or 8; below origin of second dorsal fin 5 to 6

3a. Spinule rows on body scales 8 to 10; distance from orbit to preopercle angle 31 to 35% of head length; sub-orbital width 16 to 17% of head length; length of upper jaws 22 to 25% of head length; interspace between dorsal fins about 30 to 40% of head length (Fig.553) ... *M. nigrescens*

3b. Spinule rows on body scales 5 or 6; distance from orbit to preopercle angle 28 to 30% of head length; sub-orbital width 13 to 15.5% of head length; length of upper jaws 19 to 21.5% of head length; interspace between dorsal fins 19 to 26% of head length (Fig.554) *M. acipenserinus*

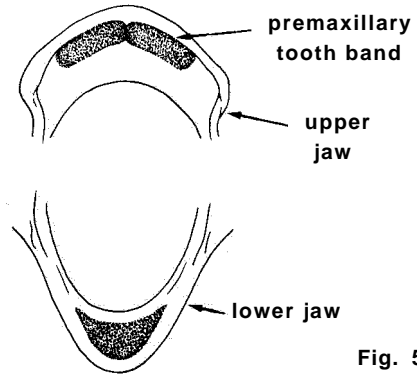


Fig. 551

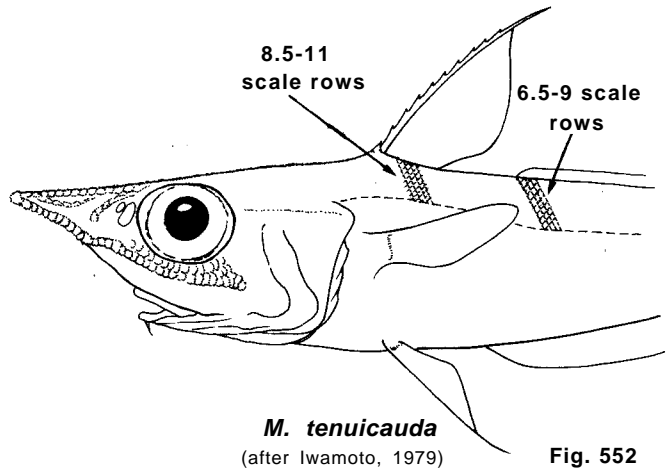


Fig. 552

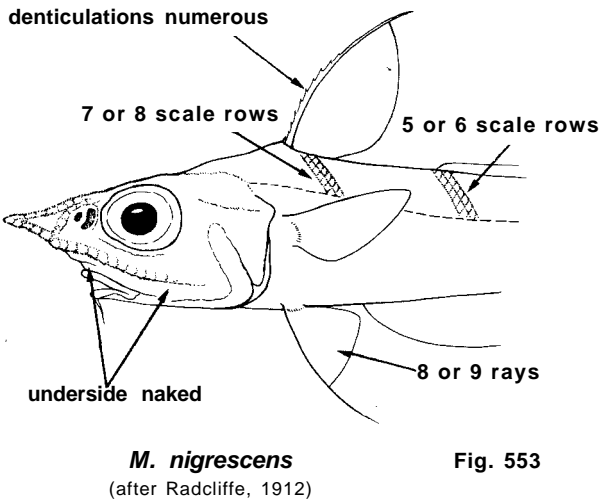


Fig. 553

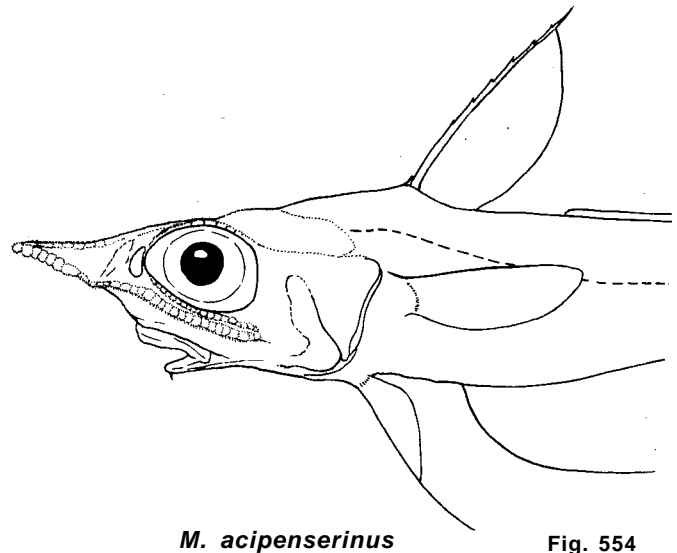


Fig. 554

List of Species

- Mataeocephalus acipenserinus* (Gilbert & Cramer, 1897)
- Mataeocephalus adustus* Smith & Radcliffe, 1912
- Mataeocephalus microstomus* (Regan, 1908)
- Mataeocephalus nigrescens* Smith & Radcliffe, 1912
- Mataeocephalus tenuicauda* (Garman, 1899)

Mataeocephalus acipenserinus (Gilbert & Cramer, 1897)

Fig. 555

MACROUR Mat 1

Scientific Name with Reference : *Coelocephalus acipenserinus* Gilbert & Cramer, 1897: Proc. U.S. Natl. Mus 19: 422, pl. 42, fig. 1 (Kaiwi Channel, Hawaiian Islands, 337 fms (616 m)).

Synonyms : *Mataeocephalus acipenserinus* -- Gilbert, 1905.

FAO Names : En - Sturgeon grenadier.

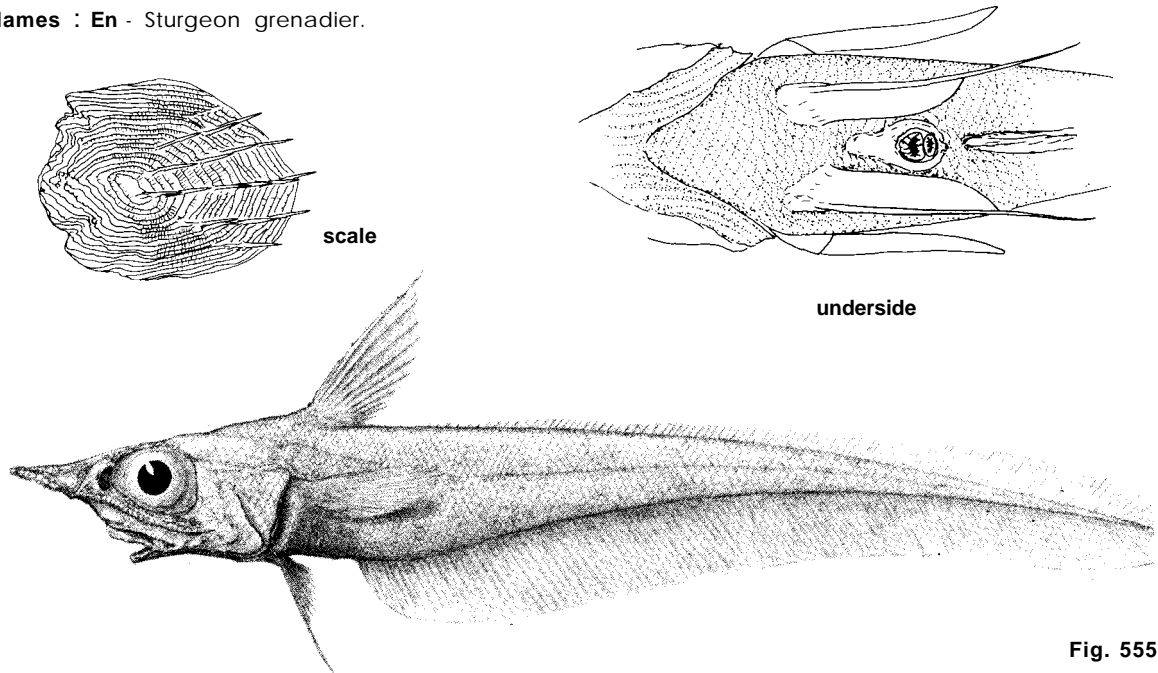


Fig. 555

Diagnostic Features : Snout with a prominent, bifid, terminal scute, its length 38 to 42% of head length; underside of head almost entirely naked, with relatively little ventral overlap of scales along leading snout edge; posterior nostril less than 4 times into orbit diameter; orbit diameter 27 to 30% of head length; interorbital width 19 to 22% of head length; barbel 3 or 4% of head length; inner gill rakers on first arch usually 7 or 8 total. Jaw teeth in wide, short bands, occupying anterior part of mouth only. First dorsal fin with 2 spines and 8 or 9 segmented rays, serrations on second spine few and widely spaced, height of fin 55 to 64% of head length; pectoral fin rays i20 to i24; pelvic fin rays 8 or 9. Spinules on body scales short, conical, reclined, in 4 to 6 parallel rows, none particularly enlarged; scales below second dorsal fin about 8. Periproct moderate sized, pear-shaped to oval, situated about midway between pelvic and anal fins; a small black fossa anterior to anus usually developed.

Geographical Distribution : Hawaiian Islands (Fig.556)

Habitat and Biology : Benthopelagic in about 400 to 730 m depth.

Size : To about 20 cm total length.

Interest to Fisheries : A very abundant species in about 400 to 700 m depth off Hawaii, but of no current commercial interest.

Literature : Gilbert&Cramer (1897); Gilbert (1905).

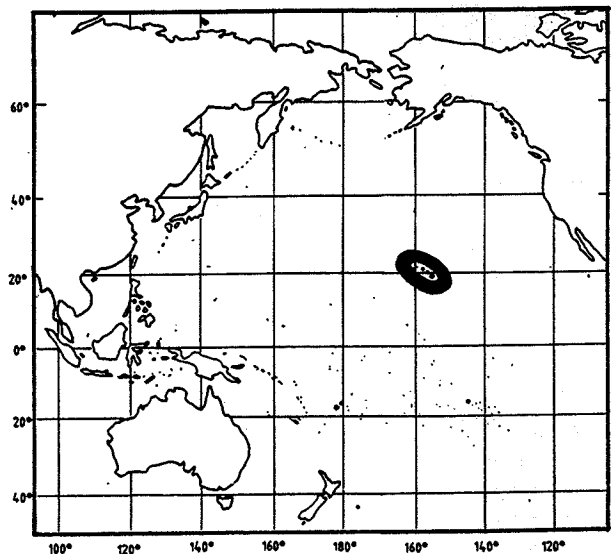


Fig. 556

Mataeocephalus tenuicauda (Garman, 1899)

Fig. 557

MACROUR Mat 2

Scientific Name with Reference : *Macrurus tenuicauda* Garman, 1899, Mem. Mus. Comp. Zool. Harvard 24: 216, pl 49, fig. 1 (Gulf of Panama, ALBATROSS sta. 3384, 838 m).

Synonyms : *Mataeocephalus tenuicauda* -- Gilbert & Hubbs, 1916.

FAO Names : En - Slender-tail grenadier

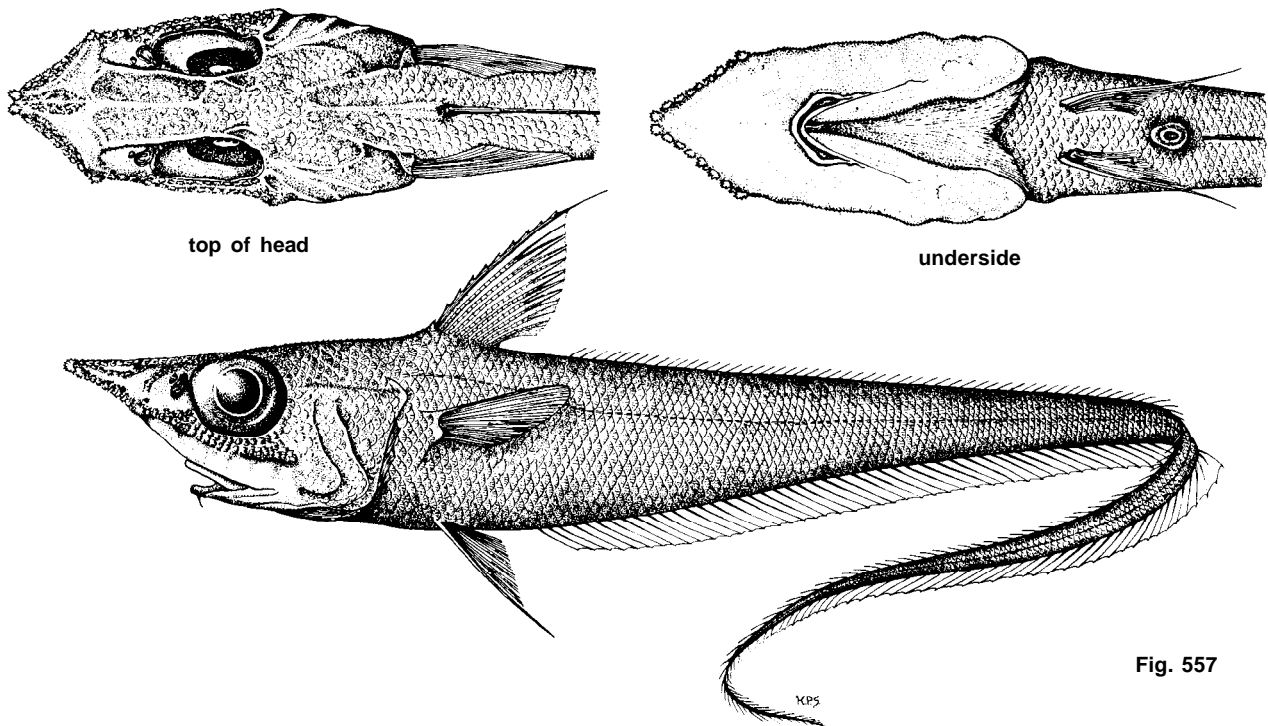


Fig. 557

Diagnostic Features : Snout with a prominent, bifid terminal scute; snout length 36 to 42% of head length; posterior nostril less than 5 times into orbit diameter; underside of head almost entirely naked, with relatively little ventral overlap of scales along leading snout edge; orbit 26 to 30% of head length; interorbital 19 to 22% of head length; barbel 4 to 6% of head length; inner gill rakers of first arch usually 6 to 8 total. Premaxillary teeth in wide, short, truncated band ending far short of end of rictus; mandibular teeth in a broad, short, tapered band. First dorsal fin with 2 spines and 8 to 10 segmented rays, its length 52 to 63% of head length; pectoral fin rays 21 to 25; pelvic fin rays 8 or 9. Spinules on body scales short, conical, in parallel rows, none particularly enlarged; scales below second dorsal fin 8.5 to 11. Periproct large, oval, removed from anal fin by several scale rows; pyloric caeca 16 to 21.

Geographical Distribution : Pacific coast of Panama and Ecuador; Cocos Island; Galapagos (Fig.558).

Habitat and Biology : Benthopelagic in 700 to 1 159 m depth.

Size : To more than 30 cm total length.

Interest to Fisheries : A common species in about 700 to 1 100 m depth off the Pacific coast of Panama and Ecuador, but of no current commercial interest.

Literature : Garman (1899); Iwamoto (1979).

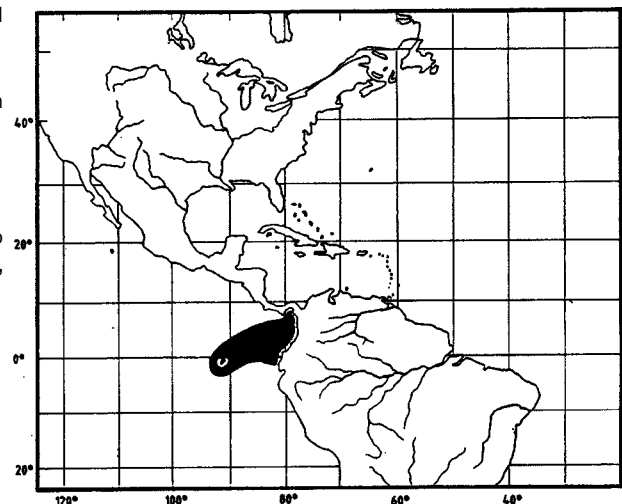


Fig. 558

Nezumia Jordan, 1904

MACROUR Nez

Genus with Reference : *Nezumia* Jordan, in Jordan & Starks, 1904, Bull. U.S. Fish Comm. (1902). 22: 620 (type species *Nezumia condylura* Jordan & Gilbert, 1904, by original designation).

Synonyms : [?] *Macruropus* Bleeker, 1874 (type species *Macrurus serratus* Lowe, 1843, by original designation; considered a nomen nudum because the holotype is lost and the original description is inadequate to determine what species it represents).

Diagnostic Features : Macrourines with 7 branchiostegal rays. Snout pointed to bluntly rounded with spiny tuberclelike scales at tip and lateral angles in all but a few species; suborbital shelf covered with 2 or more rows of stout, spiny, deeply embedded scales in all but a few species; snout and suborbital space with naked areas ventrally in most species; mouth subterminal, upper jaws usually less than 40% of head length; a small barbel present. Teeth small, in narrow to broad bands that fall short of end of rictus; premaxillary teeth do not extend beyond maxillary process, outer series usually slightly enlarged. Rakers present on outer side of first gill arch; inner rakers usually less than 12. Second spinous ray of first dorsal fin usually slightly prolonged and serrated along leading edge (serrations often obsolete in *N. liolepis*); pelvic fin rays 6 to 17. Anus removed from anal fin origin (usually closer to pelvic fin insertion) and situated within an oval area of naked black skin (the periproct); a small round to teardrop-shaped fossa forming anterior point of periproct in most species, detached from periproct in some, obsolete in a few. Body scales with reticulate structure, exposed surfaces covered with needlelike to broadly shield-shaped spinules. Pyloric caeca 30 or less in most species, but as many as 60 in a few. Retia mirabilia 2, slender and uncoiled; gas glands globular to somewhat flattened. Precaudal vertebrae usually 13 to 14.

Habitat Distribution and Biology : Worldwide in tropical to temperate seas, from about 200 m to more than 2 000 m depth. Benthopelagic in about 200 m to more than 2 000 m.

Size: To 45 cm

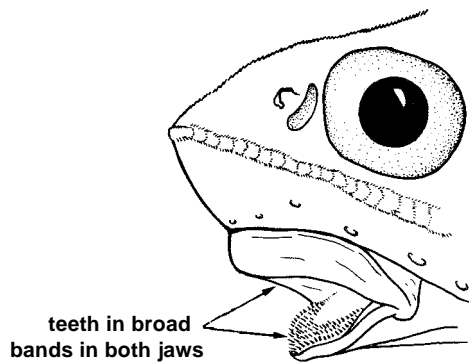
Interest to Fisheries : The relatively small size of most members of the genus makes this group of limited commercial potential, although a few are used in fishmeal and other processed fish products.

Literature : Gilbert & Hubbs (1916; 1920); Parr (1946); Iwamoto (1970; 1979); Marshall & Iwamoto (in Marshall, 1973).

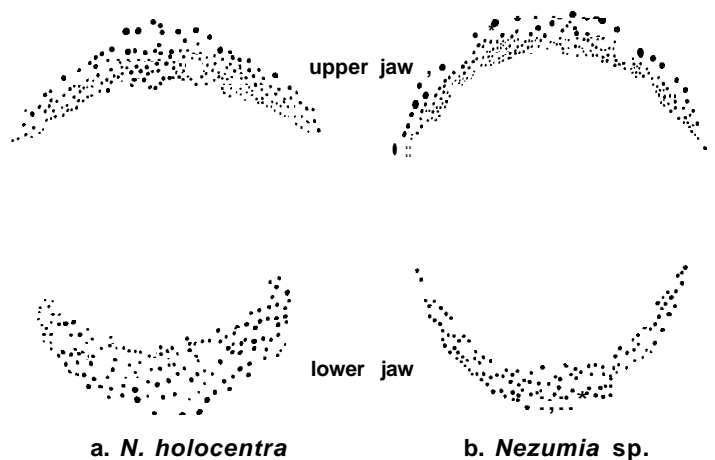
Remarks : The genus is closely related to, and shares many feature with, *Ventrifossa* and *Lucigadus*. These genera are not well defined and a number of species have been switched from one genus to the other. Several species groups seem to be present, but the distinction between one or another usually becomes obscured by the presence of species having intermediate characters. *Lucigadus* has been separated by Sazonov (1985) from *Ventrifossa*, but is retained for now as a subgenus. *Kuronezumia* probably warrants taxonomic separation from *Nezumia* but is also treated as a subgenus. *Nezumia* as currently defined is probably polyphyletic.

Key to *Nezumia* Groups

- 1a. Teeth in both upper and lower jaws in broad cardiform bands (Fig. 559,560a).....**Group A**
- 1b. Teeth in jaws in moderately broad to narrow bands (Fig. 560b) or in two or three rows

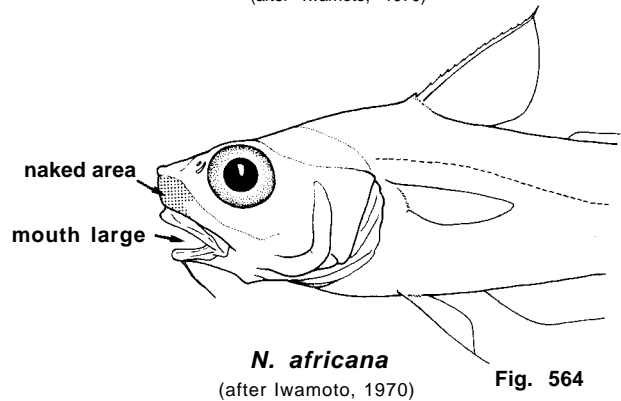
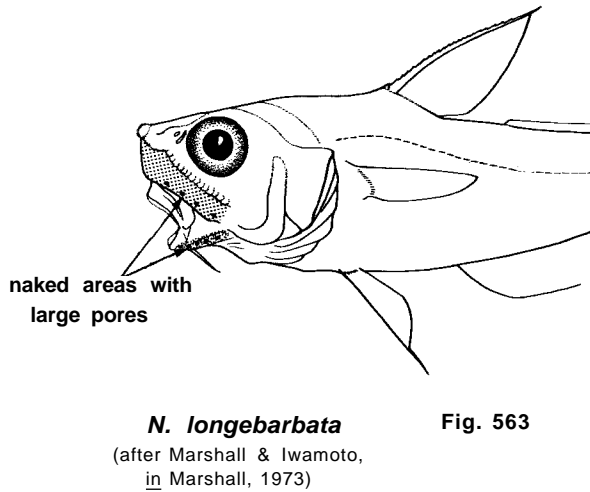
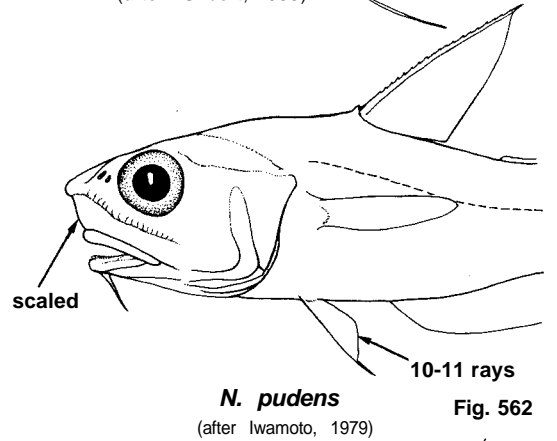
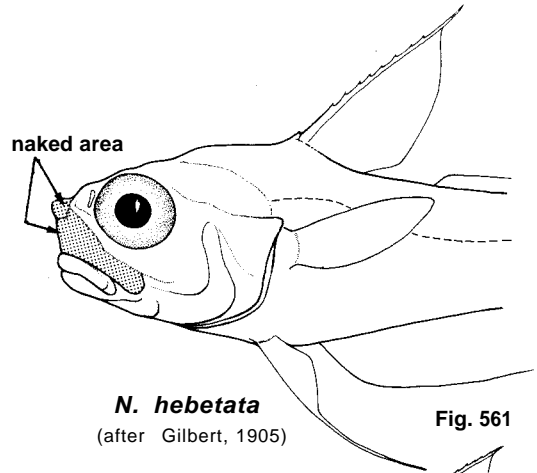


head Fig. 559



tooth pattern in jaws Fig. 560

- 2a. Snout blunt, naked over almost all of dorsal and ventral surfaces (Fig. 561)..... **Group B**
- 2b. Snout blunt or pointed, usually mostly scaled dorsally, naked or fully scaled ventrally
 - 3a. Snout blunt, fully scaled (except sometimes a narrow naked strip along ventral margin) (Fig. 562)..... **Group C**
 - 3b. Snout blunt or pointed, almost all with a moderate to broad naked area ventrally (Fig. 563,564)
 - 4a. Pelvic fin rays 7..... **Group D**
 - 4b. Pelvic fins rays 8 or more
 - 5a. Pelvic fin rays 8 to 10 **Group E**
 - 5b. Pelvic fin rays 11 or more
 - 6a. Pelvic fin rays 11 or 12 **Group F**
 - 6b. Pelvic fin rays 13 or more **Group G**

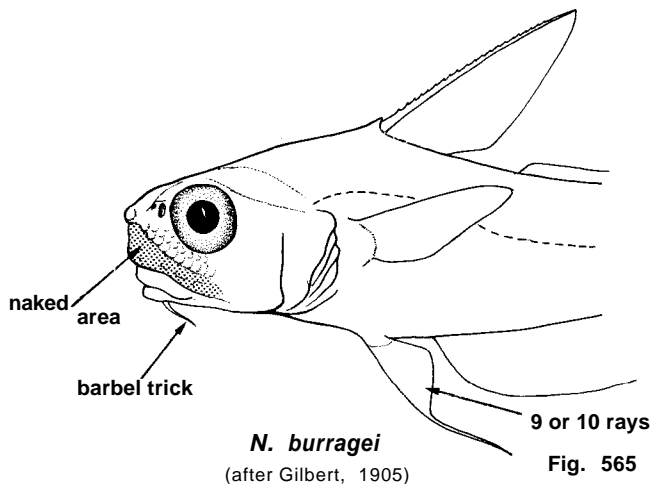


Key to Species of *Nezumia* by Groups

Teeth in both upper and lower jaws in broad cardiform bands - Group A

Group A

- 1a. Snout high and blunt, scarcely protruding beyond mouth; underside of head back to level of angle of mouth entirely naked; chin barbel thick, about 20% of head length; pelvic fin rays 9 or 10 *N. burragei* (Hawaii) (Fig. 565)
- 1b. Snout pointed, protruding well beyond mouth; underside of head scaled or naked; barbel slender, 7 to 19% of head length; pelvic fin rays 8 or 9



2a. Underside of head back to level of mouth angle and mandibles naked; scale rows below origin of second dorsal fin about 8.5; barbel 7 to 9 % of head length ***N. holocentra***
(Hawaii) (Fig. 566)

2b. Underside of head almost entirely scaled; scale rows below origin of second dorsal fin about 12; barbel about 19% of head length ***N. leonis***
(Southern Africa) (Fig. 567)

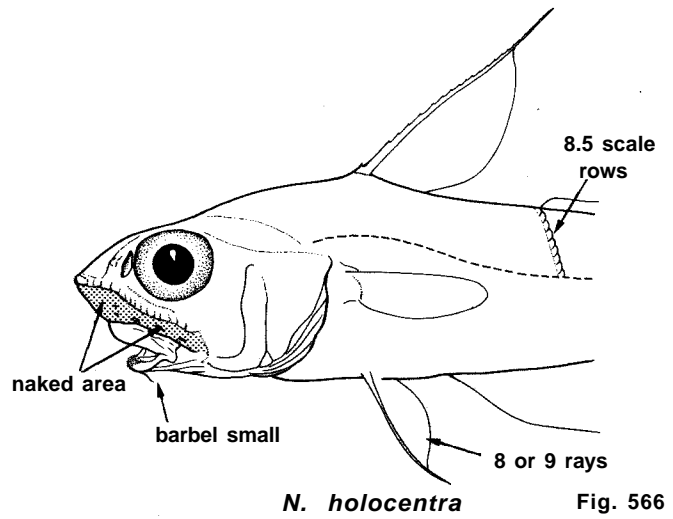
Snout blunt, naked over almost all of dorsal and ventral surfaces - Group B

Group B

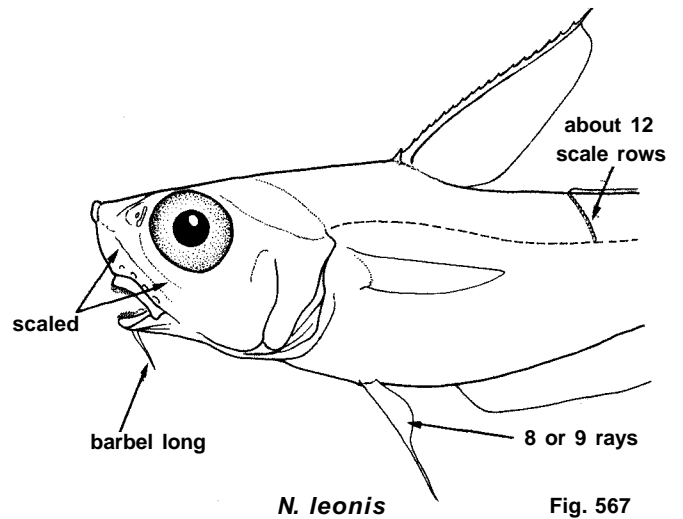
This group is very similar to ***Parakumba*** in the members having extensive areas of the snout and underside of head naked. Unlike ***P. maculisquamis***, the sole member of that genus, members of Group B lack an expanded, broad head.

1a. Pelvic fin rays 8; spinous dorsal ray strongly denticulate along leading edge; scales relatively adherent, with erect spinules in distinct rows ***N. hebetata***
(Hawaii) (Fig. 568)

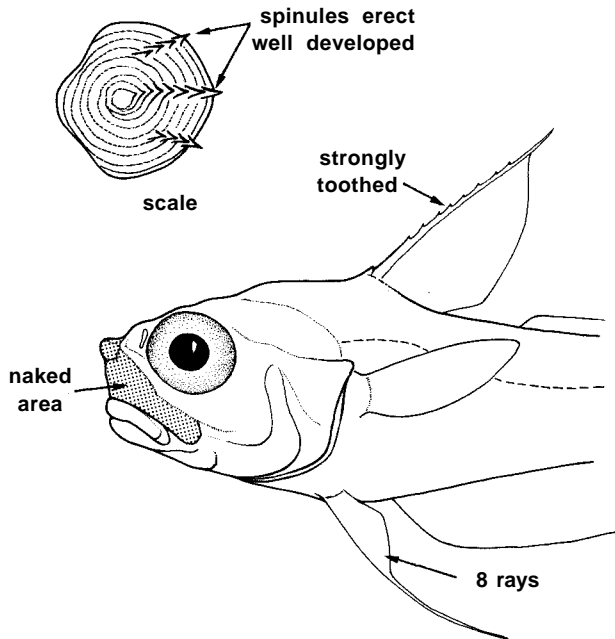
1b. Pelvic fin rays 10 or 11 (rarely 12); spinous dorsal ray smooth or with a few weak teeth along leading edge; scales highly deciduous and thin, spinules weak, greatly reclined or absent ***N. liolepis***
(E. Pacific) (Fig. 569)



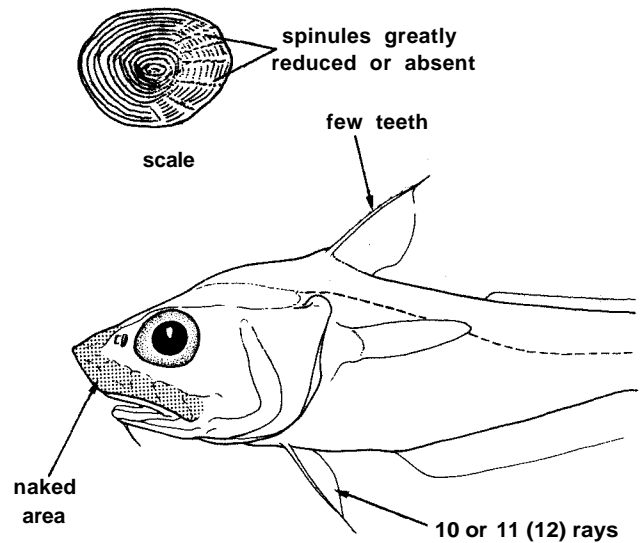
N. holocentra Fig. 566



N. leonis Fig. 567
(after Iwamoto in Smith & Heemstra, 1986)



N. hebetata Fig. 568
(after Gilbert, 1905)



N. liolepis Fig. 569
(after Iwamoto, 1979)

Snout blunt, fully scaled (except sometimes a narrow naked strip along ventral margin) - Group C

Group C

1a. Origin of first dorsal and pectoral fins about on same vertical; upper jaw extends posteriorly to below anterior edge of pupil; scale rows below origin of second dorsal 11 to 14

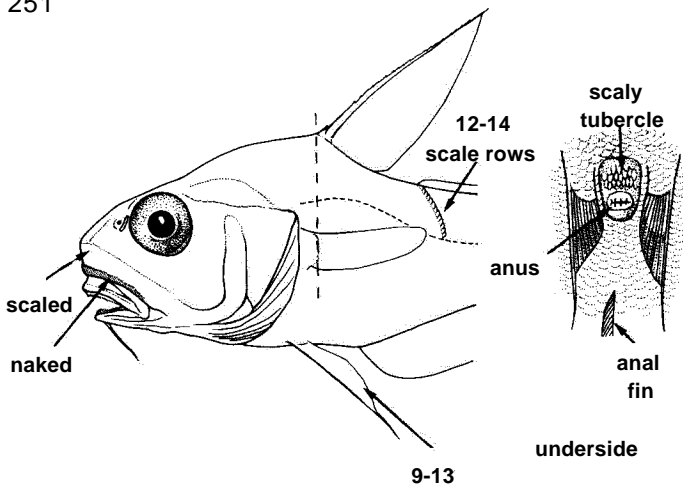
2a. A large scaly tubercle between pelvic fin bases; scale rows below origin of second dorsal 12 to 14 *N. bubonis*
(Hawaii, W. Atlantic) (Fig. 570)

2b. No scaly tubercle between pelvic fins; scale rows below second dorsal 11 or 12 *N. dara*
(Japan) (Fig. 571)

1b. Origin of first dorsal behind that of pectoral; upper jaw extends to below midorbit or beyond; scale rows below second dorsal 8.5 to 11

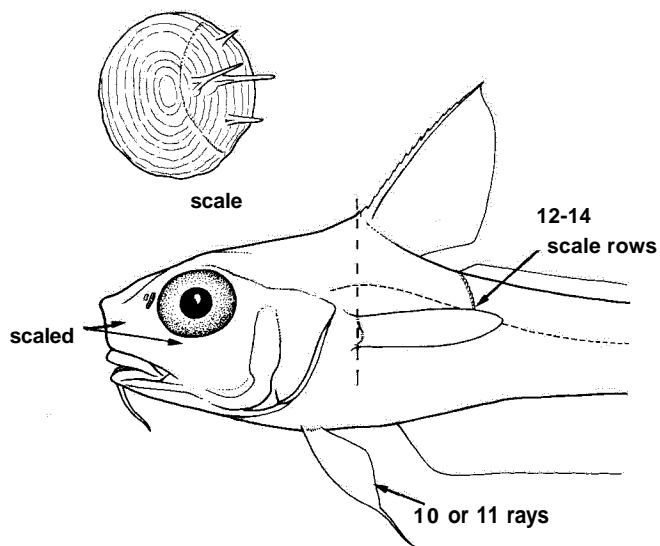
3a. Scale rows below second dorsal 8.5 to 10.5; outer pelvic ray rather short, 44 to 58% of head length; orbits 31 to 35%; interspace between dorsal fins 34 to 43% of head length *N. pudens*
(Chile) (Fig. 572)

3b. Scale rows below second dorsal 10 or 11; outer pelvic ray long, 75 to 95% of head length; orbit 27 to 30% of head length; interspace between dorsal fins 22 to 32% of head length *N. macronema*
(W.C. Pacific) (Fig. 573)



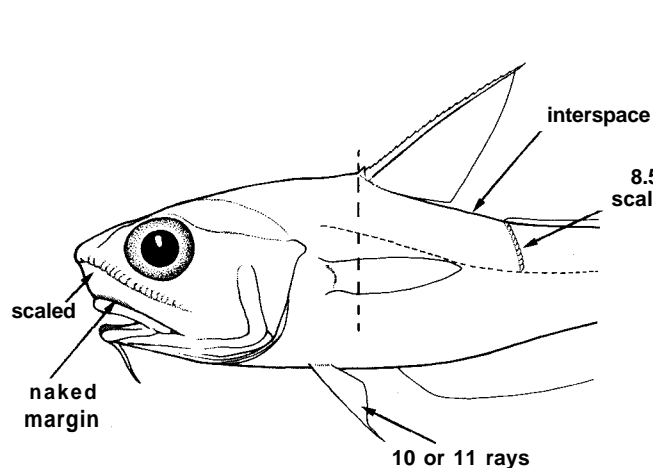
N. bubonis
(after Iwamoto, 1974)

Fig. 570



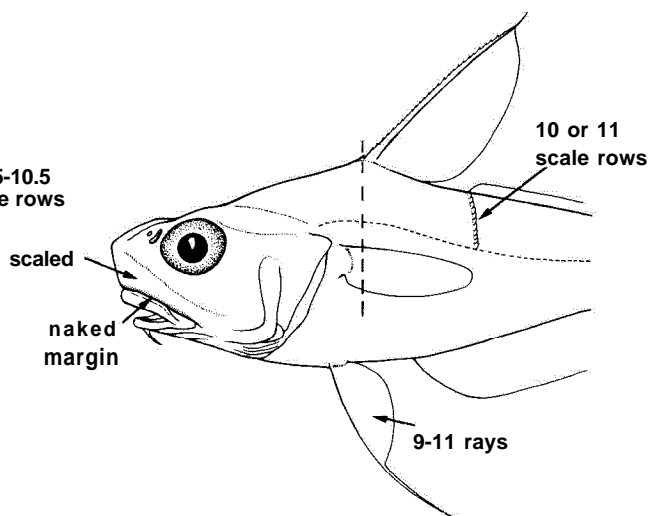
N. dara
(after Gilbert & Hubbs, 1916)

Fig. 571



N. pudens
(after Iwamoto, 1979)

Fig. 572



N. macronema

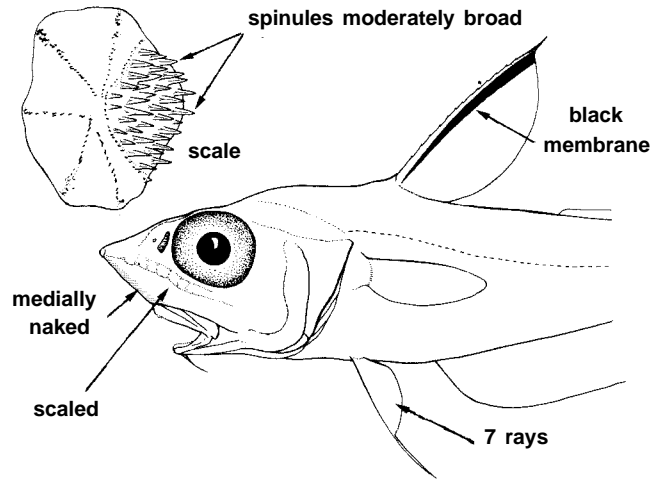
Fig. 573

Pelvic fin rays 7 - Group D

Group D

1a. Membrane between spinous second ray and first segmented ray of first dorsal fin black, the fin otherwise pale; underside of head (including mandible) uniformly scaled except for a narrow to moderately broad median strip on snout; spinules on body scales lanceolate to moderately broad..... ***N. bairdii***
(W.N. Atlantic) (Fig. 574)

1b. First dorsal blackish overall or distally only; underside of head mostly naked on snout and, in some, posteriorly to above mouth angle; mandible naked over anterior third to three-quarters; spinules on body scales broad, mostly shield-shaped

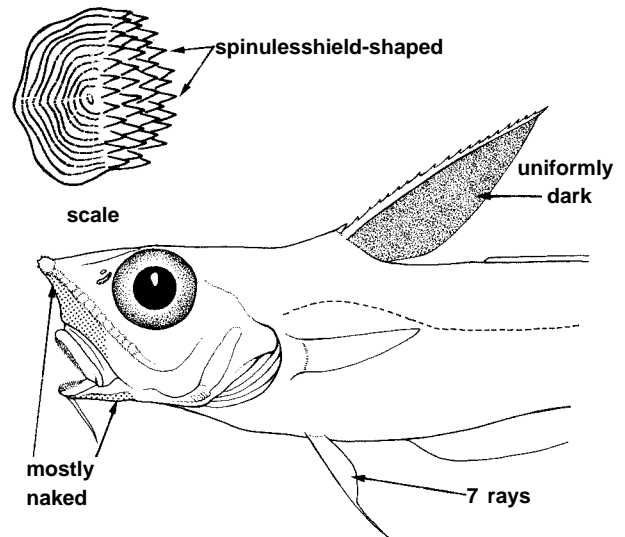


N. bairdii

Fig. 574

2a. First dorsal fin blackish overall; colour medium to dark brown overall, bluish over abdomen, blackish over throat, opercles, and pelvic region; most of underside of snout and suborbital region to mouth angle naked or sparsely covered with small, loose scales; mandibles mostly naked ***N. suilla***
(W.N. Atlantic) (Fig.575)

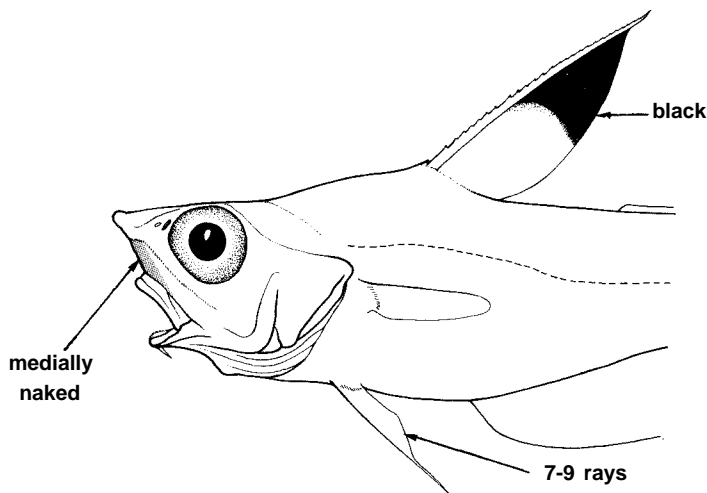
2b. First dorsal fin black-tipped; colour overall light brown or somewhat tawny to dirty greyish brown, the abdomen (and in some the entire trunk) bluish to violet, blackish with a bluish tint over throat, opercles, and pelvic region, silvery in fresh specimens over opercles and much of ventral parts of head and trunk; underside of snout variously naked, from a moderately wide median strip to naked over most of underside of snout; mandibles scaled at least on posterior half ***N. aequalis***
(Atlantic) (Fig. 576)



N. suilla

(after Marshall & Iwamoto, in Marshall, 1973)

Fig. 575



N. aequalis

Fig. 576

Pelvic fin rays 8 to 10 - Group E

Group E

1a. Body scales with conical, needlelike to narrowly lanceolate spinules

2a. Scales very small, covered with long, erect, needlelike spinules; 11 to 14 scale rows below origin of second dorsal fin, about 50 lateral-line scales over a distance equal to predorsal length; most of underside of snout and suborbital scaled; pelvic fin rays 10 to 12; bathypelagic *N. parini* (E.C. Pacific) (Fig. 577)

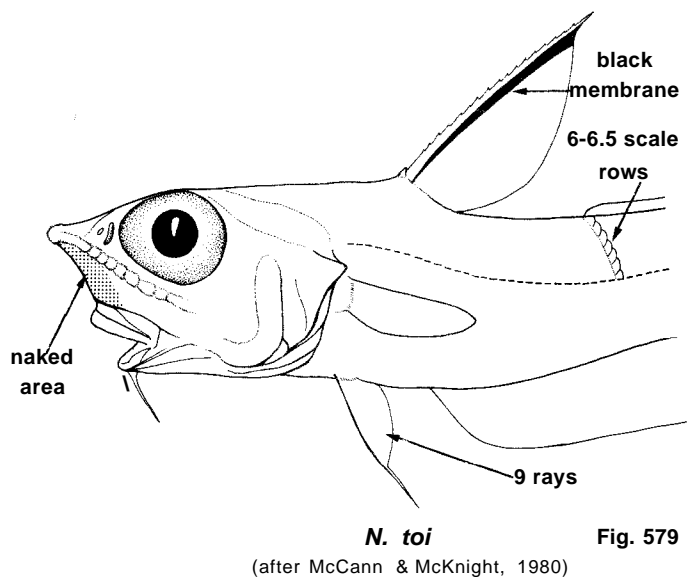
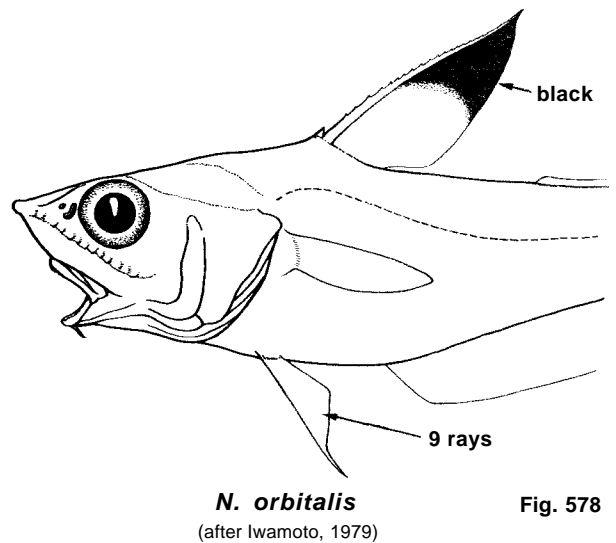
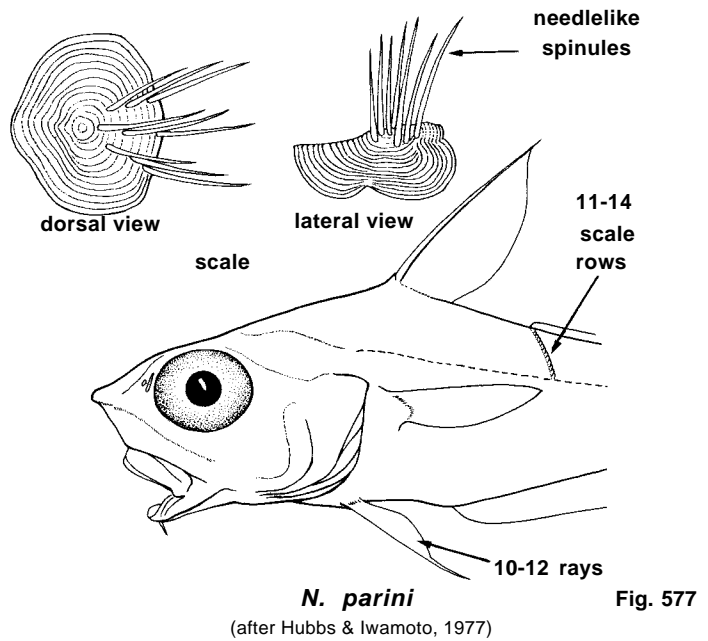
2b. Scales small to moderate-sized, covered with short to long, greatly recumbent to moderately erect, short conical to moderately long needlelike spinules; 6 to about 10 scale rows below origin of second dorsal, less than 45 lateral-line scales over a distance equal to predorsal length; underside of snout and suborbital mostly naked or almost entirely scaled; pelvic fin rays 8 to 11; benthopelagic

3a. First dorsal fin with a distinct blackish tip or membrane separating spinous ray and first segmented ray blackish

4a. First dorsal fin with a distinct blackish tip; head less than 5 times into total length; barbel more than twice into orbit diameter; spinules on body scales conical to narrowly lanceolate *N. orbitalis* (E.C. Pacific) (Fig. 578)

4b. First dorsal fin with membrane separating spinous ray and first segmented ray blackish; head more than 6 times into total length; barbel less than twice into orbit diameter; spinules on body scales conical, needlelike *N. toi* (New Zealand) (Fig. 579)

3b. First dorsal fin uniformly blackish or blackish at base



5a. Underside of head almost entirely covered with fine, small scales; body scales with short, greatly recumbent overlapping spinules (the tips barely raised) arranged in discrete longitudinal rows (as many as 11 in largest specimens); pelvic fins with 8 or 9 rays *N. investigatoris* (Bay of Bengal) (Fig. 580)

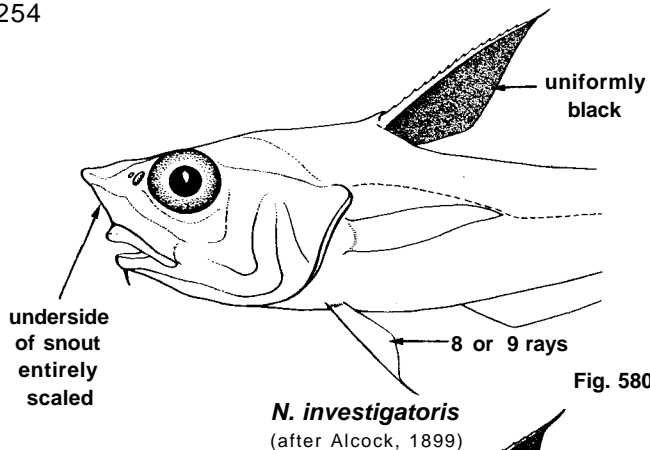


Fig. 580

N. investigatoris
(after Alcock, 1899)

5b. Underside of snout naked, scaleless region extending back to angle of mouth and onto mandibles in some; body scales with short to long, moderately recumbent spinules in few to many longitudinal rows; pelvic fins with 8 to 11 rays

6a. Gill rakers on lower limb of first arch 5 to 7; pelvic fin rays usually 10 or 11, occasionally 9 *N. convergens* (E. Pacific) (Fig. 581)

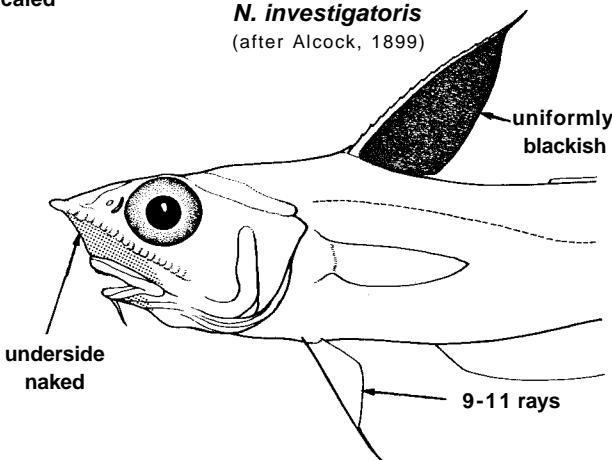


Fig. 581

N. convergens
(from Iwamoto, 1979)

6b. Gill rakers on lower limb of first arch 8 or more; pelvic fin rays usually 8 or 9, occasionally 10

7a. Spinous dorsal ray long, about equal to distance from snout to anus; spinules on body scales needlelike, in slightly convergent rows, none of which are particularly enlarged *N. spinosa* (Southern Japan to S. China Sea) (Fig. 582)

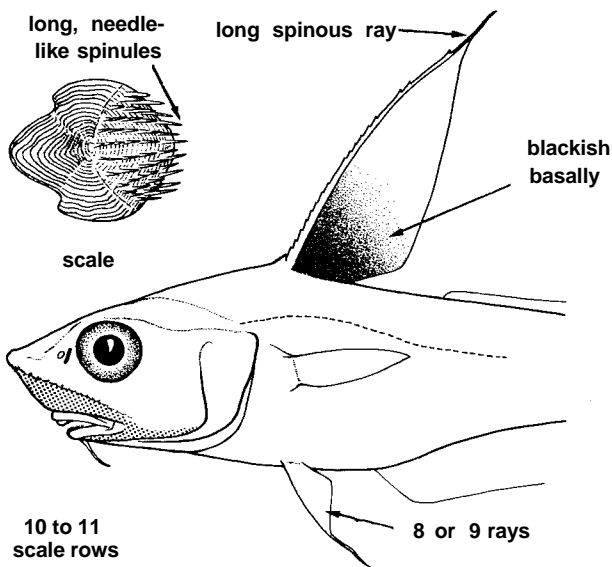


Fig. 582

N. spinosa
(after Gilbert & Hubbs, 1916)

8a. Snout notably blunt; preopercle margin broadly rounded *N. ectenes* (Hawaii) (Fig. 583)

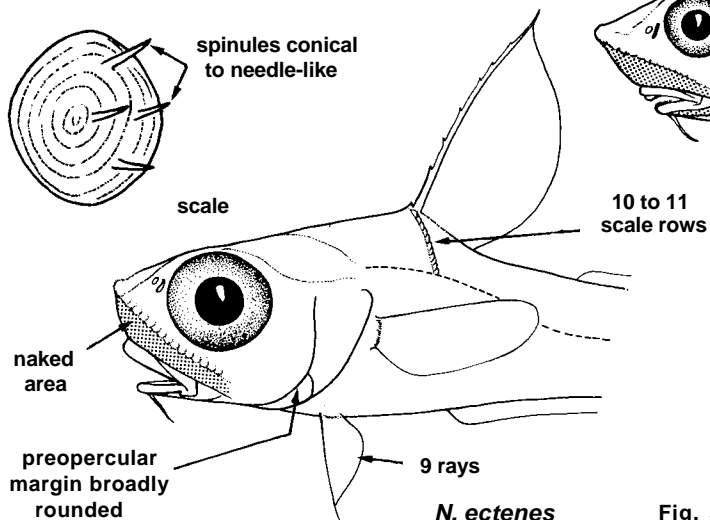


Fig. 583

N. ectenes
(after Gilbert & Cramer, 1897)

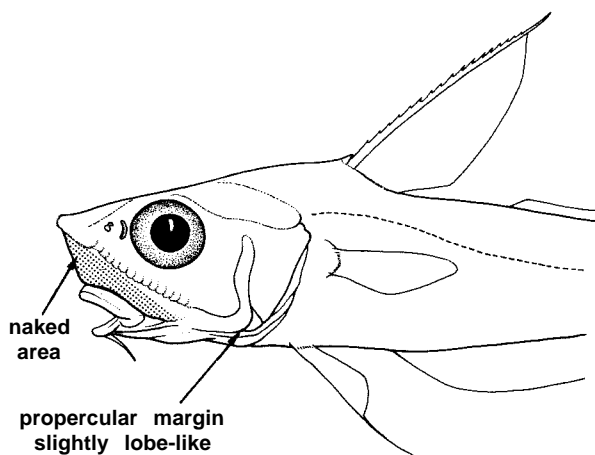
8b. Snout more pointed; preopercle margin slightly lobe-like ***N. sclerorhynchus***
(N. Atlantic) (Fig. 584)

1b. Bodyscales with lanceolate, triangular, or shield-shaped spinules (Fig. 585)

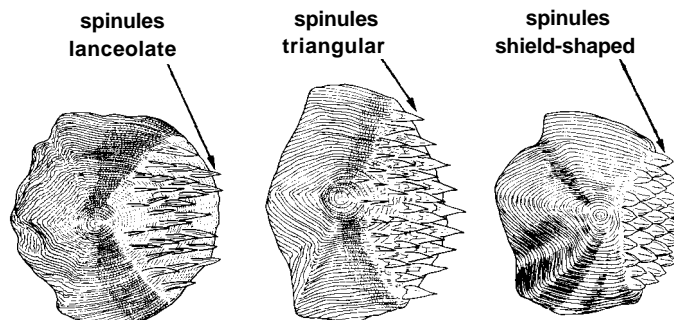
9a. Entire trunk, and tail from anal fin origin posteriorly over a distance about equal to head length, encircled with a broad blackish band; gill rakers on second arch 13 to 17 total; gill membranes of opposite sides narrowly connected across isthmus, the gill openings extending forward to level of posterior end of mandibles (Fig.586a); barbel small, 7 to 10% of head length ***N. micronychodon***
(E.C. Atlantic) (Fig.587)

9b. Trunk blackish on ventral abdominal area only (dorsally paler, no banded pattern); gill rakers on second arch 13 or fewer; gill openings more restricted, falling short of level of posterior end of mandibles (Fig: 586b); barbel small to moderate, 7 to more than 30% of head length

10a. Snout blunt, protruding little beyond the relatively large, almost terminal mouth; suborbital region flat, almost vertical, the mouth essentially lateral; barbel long, usually more than 20% of head length, or two-thirds of orbit diameter

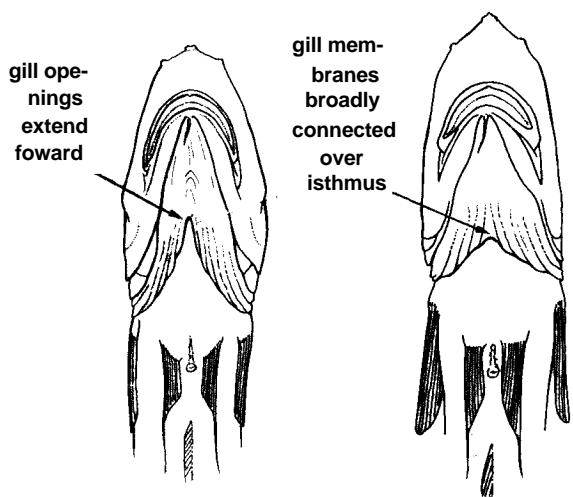


N. sclerorhynchus Fig. 584
(after Marshall & Iwamoto in Marshall, 1973)



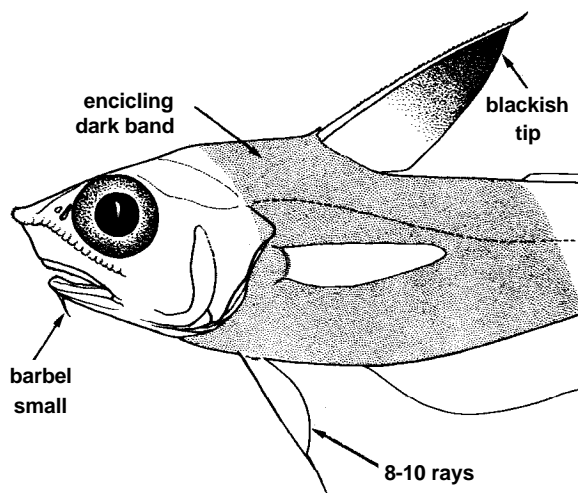
a. *N. orbitalis* b. *N. milleri* c. *N. aequalis*
(after Parr, 1946)

scales Fig. 585



a. *N. micronychodon* b. *N. duodecim*
underside Fig. 586

(after Iwamoto, 1970)



N. micronychodon Fig. 587
(after Iwamoto in Smith & Heemstra, 1986)

11a. Pelvic fins with 8 rays; pectorals with 25 rays; inner gill rakers on first arch 9 total; scales with relatively long and broad triangular spinules (Fig. 588a) ***N. africana***
(E.C. Atlantic) (Fig. 589)

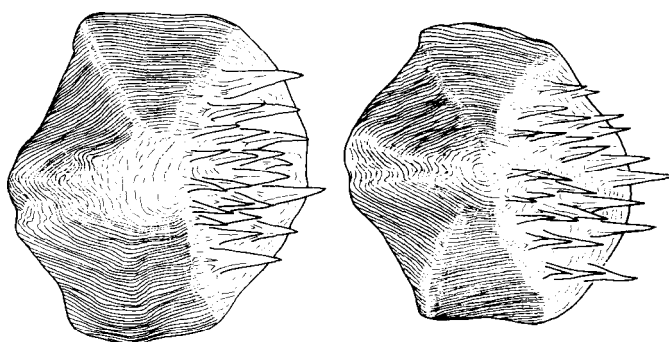
11b. Pelvic fins with 9 or 10 rays; pectorals with 20 to 24 rays; inner gill rakers on first arch 9 to 12 total; spinules-on body scales short, broadly triangular, or long and relatively slender (Fig. 588b)

12a. First dorsal fin with 2 spines and 11 to 13 rays; mouth large, upper jaw 40 to 45% of head length ***N. atlantica***
(W.C. Atlantic) (Fig. 590)

12b. First dorsal fin with 2 spines and 8 to 10 rays; mouth moderate, upper jaw 31 to 37% of head length

13a. Height of first dorsal fin 2/3 or less of head length; scale spinules long and narrowly lanceolate.. ***N. stelgidolepis***
(E.Pacific) (Fig. 591)

13b. Height of first dorsal fin about equal to head length; scale spinules short and triangular ***N. tomiyamai***
(Japan) (Fig. 592)

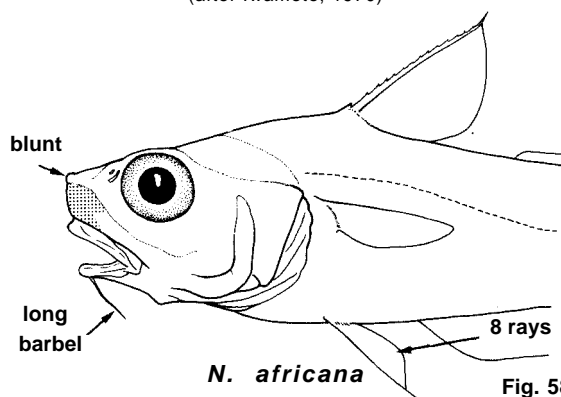


a. *N. africana*

b. *N. atlantica*

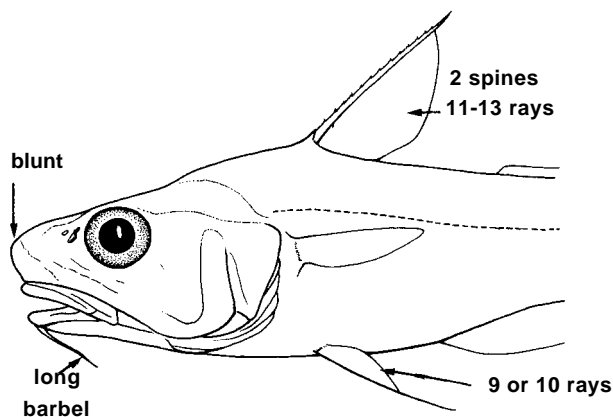
scales
(after Iwamoto, 1970)

Fig. 588



N. africana

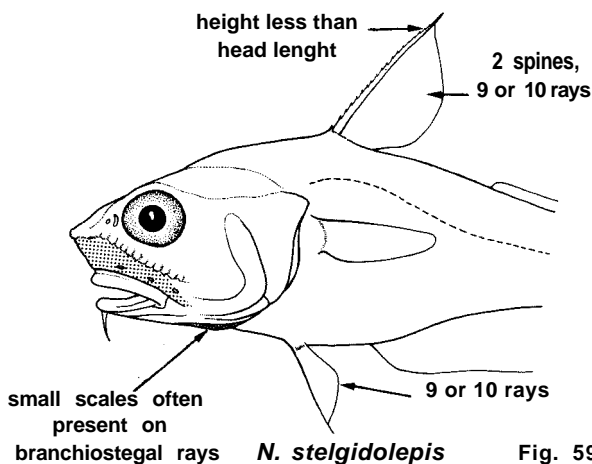
Fig. 589



N. atlantica

(after Parr, 1946)

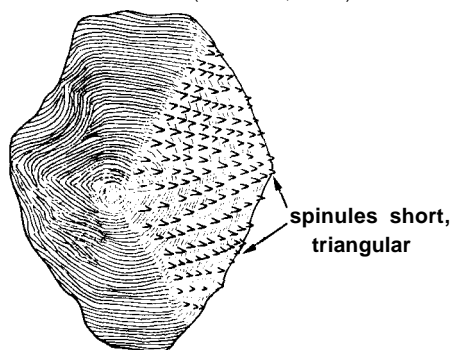
Fig. 590



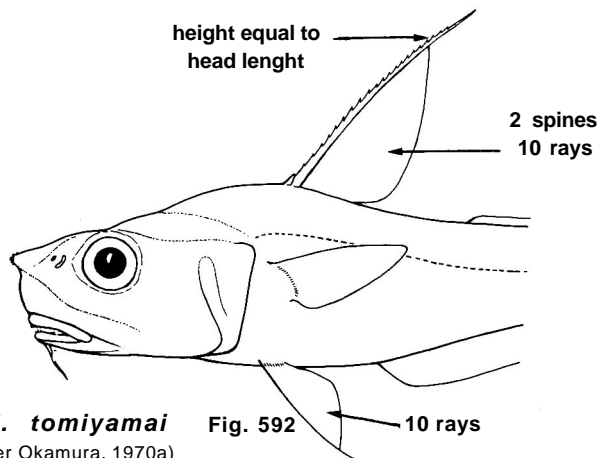
N. stelgidolepis

(after Iwamoto, 1979)

Fig. 591



scale



N. tomiyamai

(after Okamura, 1970a)

Fig. 592

10b. Snout acutely pointed, often sharply, protruding well beyond the relatively small, subterminal mouth; suborbital region angular in cross section; barbel short to moderate, less than two-thirds of orbit diameter or less than 21% of head length

14a. First dorsal fin short, about two-thirds of head length or less; small-scale patches usually present on branchiostegal membranes *N. stelgidolepis* (E.Pacific) (Fig. 591)

14b. First dorsal fin long, three-fourths or more of head length; no scales on branchiostegal membranes

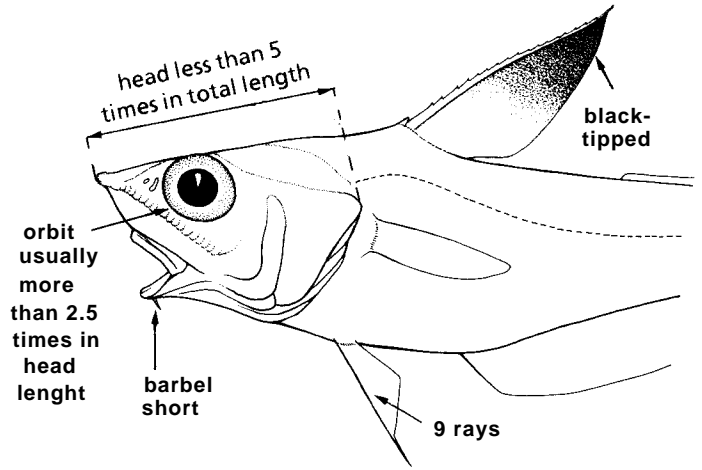
15a. First dorsal with a distinct blackish tip

16a. Barbel short, 6 to 9% of head length; head usually less than 5 times in total length; orbit moderate, 29 to 34% of head length; first dorsal about 75 to 90% of head length; pelvic fins with 9 rays *N. orbitalis* (E.C.Pacific) (Fig.593)

16b. Barbel short to moderate, 9 to 17% of head length; head more than 5 times in total length; orbit moderate to large, 29 to 42% of head length; first dorsal fin 79 to 118% of head length; pelvic fin rays usually 8 or 9

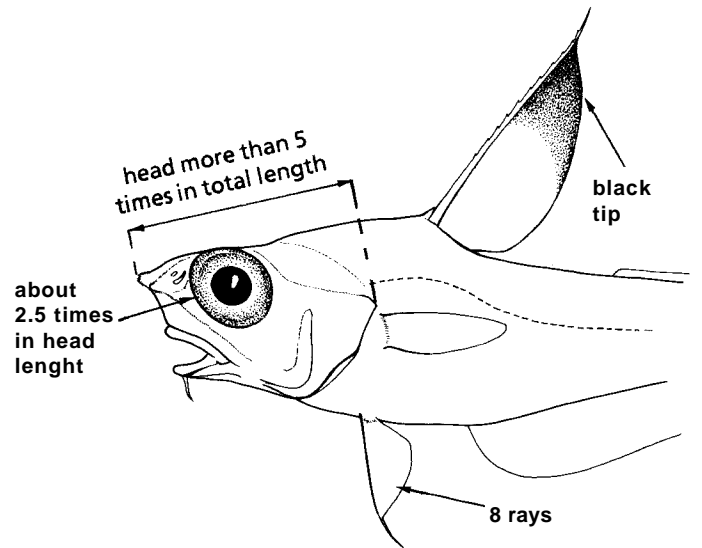
17a. Orbit diameter 40 to 42% of head length; snout 25.5 to 27% of head length; pelvic fin rays 8 *N. milleri* (S.E. Atlantic) (Fig.594)

17b. Orbit diameter 29 to 42% (usually less than 40%) of head length; snout 28 to 36% (usually 30 to 33%) of head length; pelvic fin rays 8 or 9 (occasionally 7) *N. aequalis* (Atlantic) (Fig. 595)



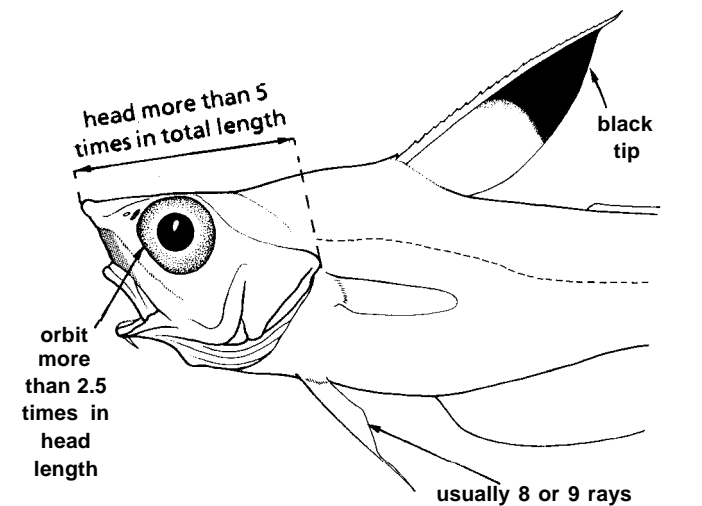
N. orbitalis
(after Iwamoto, 1979)

Fig. 593



N. milleri
(after Iwamoto, 1973)

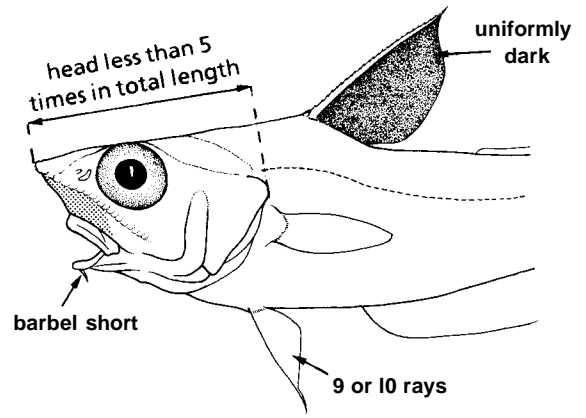
Fig. 594



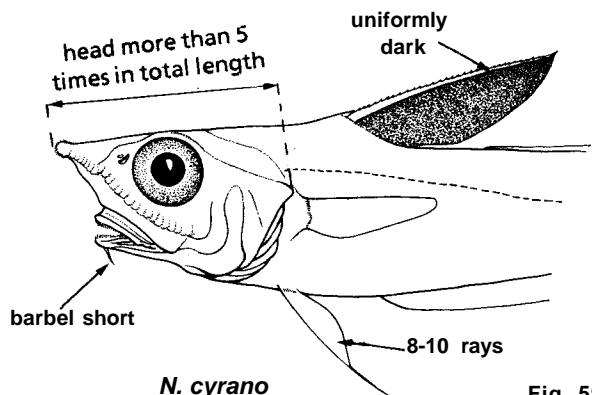
N. aequalis

Fig. 595

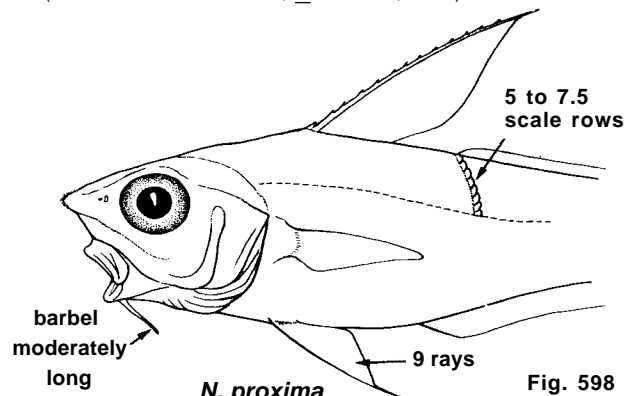
- 15b. First dorsal uniformly dark or dusky
 - 18a. Barbel short, 5 to 10% of head length
 - 19a. Head less than 5 times in total length..... *N. latirostrata*
(E.C.Pacific) (Fig.596)
 - 19b. Head more than 5 times in total length.....*N. cyrano*
(W.C.Atlantic)(Fig. 597)
 - 18b. Barbel moderate, 10 to 21% of head length
 - 20a. Pelvic fin rays 9; scale rows below origin of second dorsal 5 to 7.5.....*N. proxima*
(S. Japan to Philippines) (Fig. 598)
 - 20b. Pelvic fin rays 10 to 12; scales rows below second dorsal 7.5 to 9
 - 21a. Pectoral fin rays 17 to 19; height of first dorsal fin 110 to 111% of head length; barbel 15 to 18% of head length; scales below second dorsal 9; pelvic fin rays 10.....*N. namatahi*
(New Zealand) (Fig. 599)
 - 21b. Pectoral fins with 20 to 25 rays; height of first dorsal fin 80 to 101% of head length; barbel 10 to 17% of head length; scales below second dorsal fin 7.5 to 9; pelvic fin rays 10 to 12.....*N. loricata*
(E. Pacific: Galapagos, Chile) (Fig. 600)



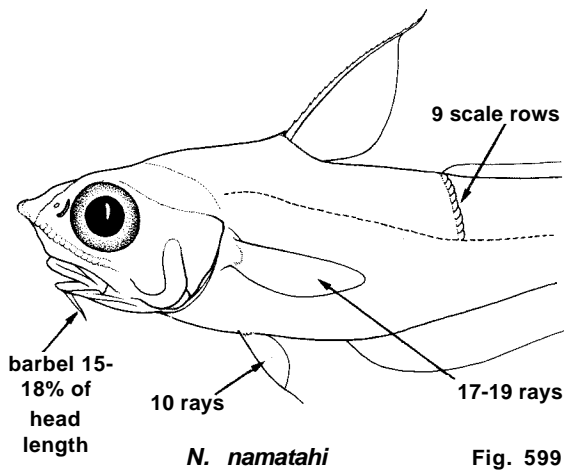
N. latirostrata Fig. 596
(after Iwamoto, 1979)



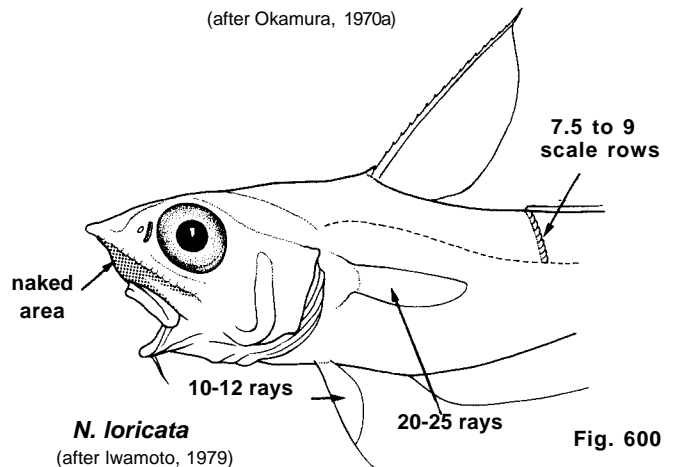
N. cyrano Fig. 597
(after Marshall & Iwamoto, in Marshall, 1973)



N. proxima Fig. 598
(after Okamura, 1970a)



N. namatahi Fig. 599



N. loricata Fig. 600
(after Iwamoto, 1979)

Pelvic fin rays 11 to 12 - Group F

Group F

1a. Small circular scales bearing 1 to 15 erect, needle-like spinules (usually in 3 divergent rows) that render the entire body surface velvety; 11 to 14 scale rows below origin of second dorsal fin, about 50 scales in lateral line from its origin over a distance equal to predorsal length; colour uniformly dark brown to blackish; bathypelagic.....*N. parini* (E.C. Pacific) (Fig. 577)

1b. Scales not as above; 11 or fewer rows below origin of second dorsal fin, less than 42 scales in lateral line over a distance equivalent to predorsal length; colour variable, from brownish, to greyish, to bluish, but generally not blackish; species benthopelagic

2a. Dorsal fin with spinous second ray greatly prolonged, more than 1.5 times head length.....*N. infranudis* (W.C. Pacific) (Fig. 601)

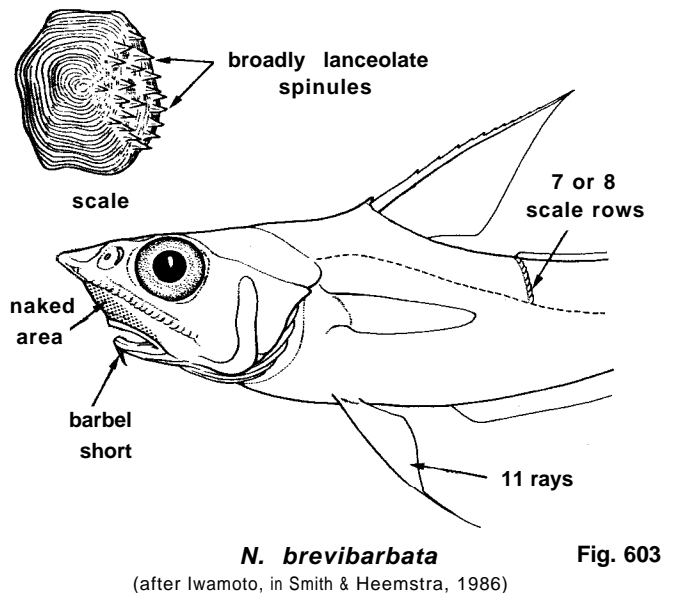
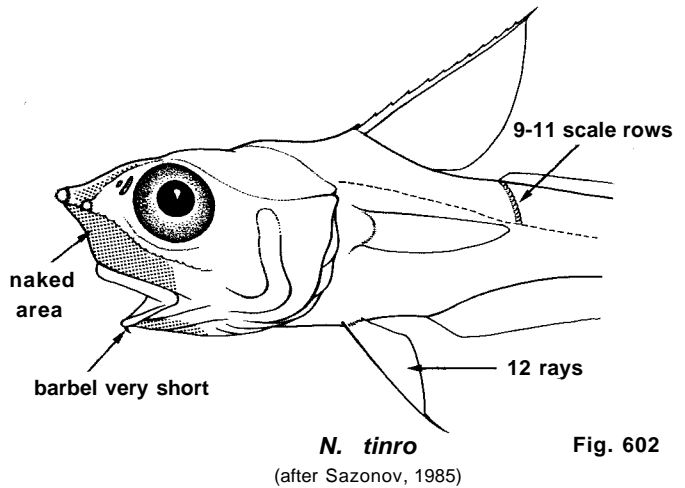
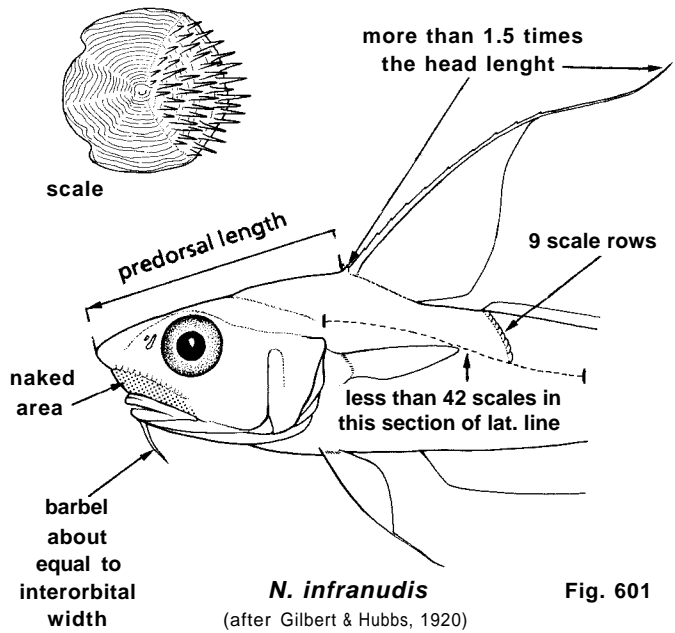
2b. Spinous dorsal fin ray (usually) less than, or about equal to, head length

3a. Scales below second dorsal fin 9.5 to 11; barbel very short, 3 to 5% of head length..... *N. tinro* (Mid-North Pacific)(Fig.602)

3b. Scales below second dorsal fin 5 to 9.5; barbel short to long, more than 7% of head length

4a. Spinules on body scales lanceolate to shield-shaped

5a. Underside of snout naked as in Fig. 604a; scales below second dorsal origin 7 or 8.....*N. brevibarbata* (S. Africa) (Fig.603)



5b. Underside of snout naked as in Fig. 604b; scales below second dorsal origin 7.5 to 9..... *N. loricata* (E. Pacific: Galapagos, Chile) (Fig. 600)

4b. Spinules on body scales conical to needlelike (Fig. 605)*

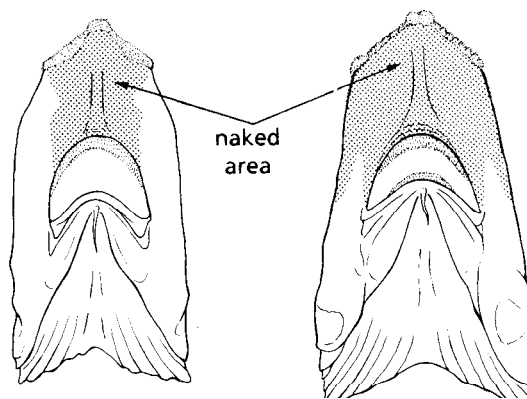
6a. Gill rakers on lower limb of first arch 5 to 7 (total rakers 7 to 9).....*N. convergens* (E. Pacific: Mexico to Chile) (Fig. 606)

6b. Gill rakers on lower limb of first arch 8 or more (total rakers 9 to 13)*

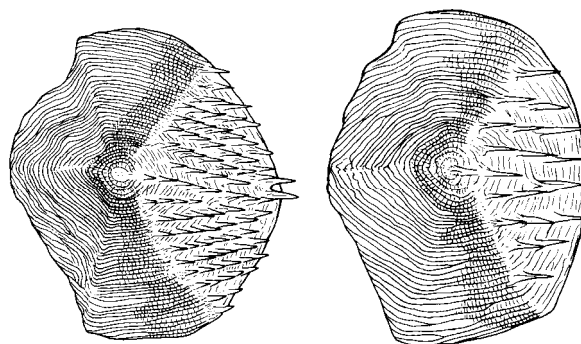
7a. Spinules on body scales long, needlelike, greatly extended beyond posterior scale margin; scales below second dorsal fin about 9.5; barbel 15 to 23% of head length.....*N. semiquinciata* (Indian Ocean) (Fig. 607)

7b. Spinules on body scales short, conical, little if at all extended beyond scale margin; scales below second dorsal fin 5 to 9; barbel 8 to 16% of head length*

8a. Scales below second dorsal 9... *N. obliquata* (Hawaii) (Fig. 608)

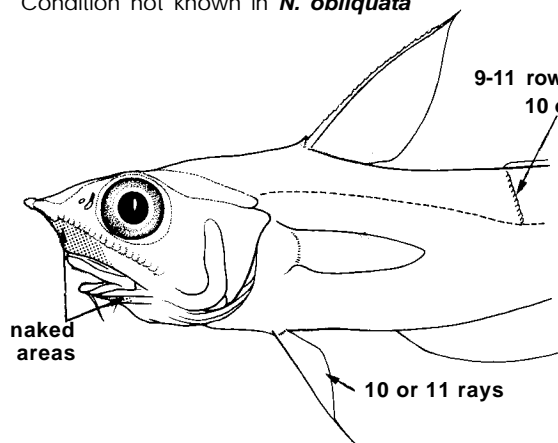


a. *N. brevibarbata* b. *N. loricata*
underside of head Fig. 604

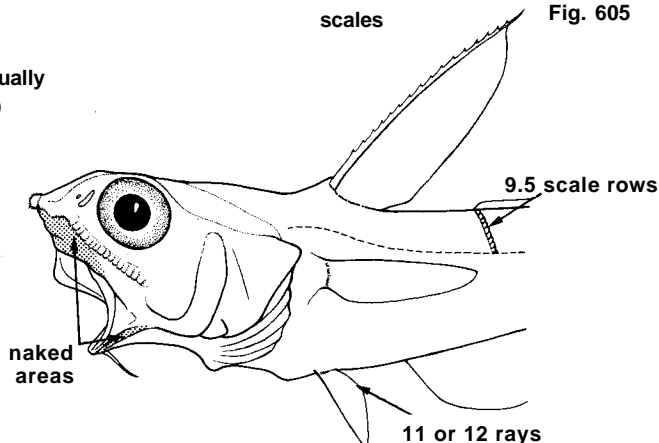


a. *N. convergens* b. *N. pulchella*
scales Fig. 605

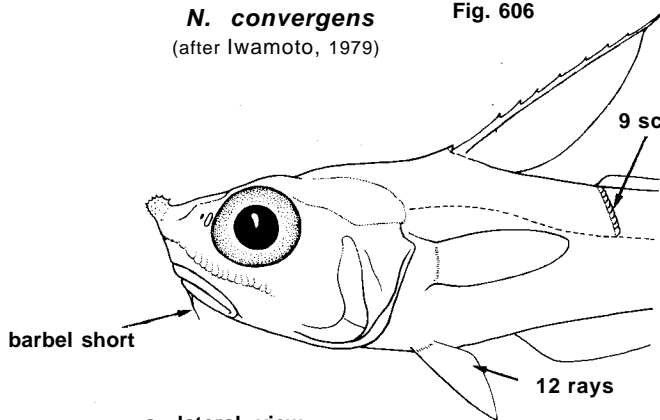
* Condition not known in *N. obliquata*



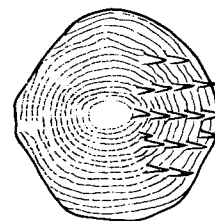
N. convergens Fig. 606
(after Iwamoto, 1979)



N. semiquinciata Fig. 607
(after Iwamoto, in Smith & Heemstra, 1986)



a. lateral view
N. obliquata
(after Gilbert, 1905)

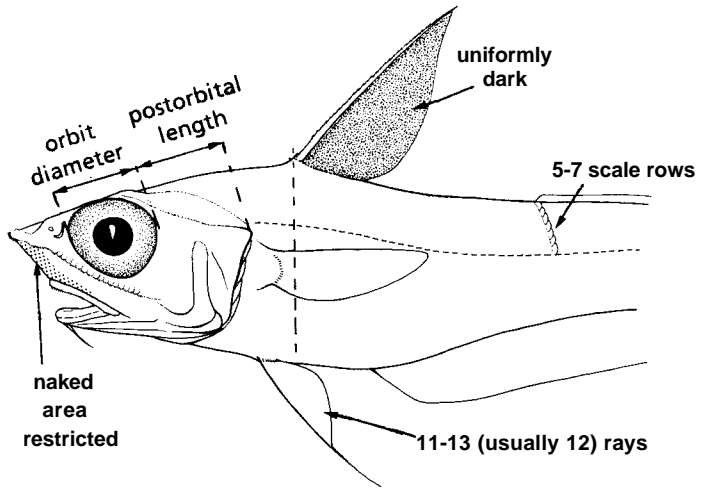


b. scale
Fig. 608

8b. Scales below second dorsal 5 to 7.5

9a. Origin of first dorsal fin well behind posterior edge of opercle; underside of head below orbits mostly scaled; gill membranes greatly restricted across isthmus; orbit into postorbital length 1.04 to 1.18 times.....*N. duodecim* (E.C. Atlantic)(Fig. 609)

9b. Origin of first dorsal fin over posterior edge of opercle; underside of head almost completely naked from snout tip to below posterior edge of orbits; gill membranes little restricted across isthmus; orbit in postorbital length about 1.20 to 1.50 times.....*N. pulchella* (S.E. Pacific)(Fig. 610)



N. duodecim Fig. 609
(after Iwamoto, 1979)

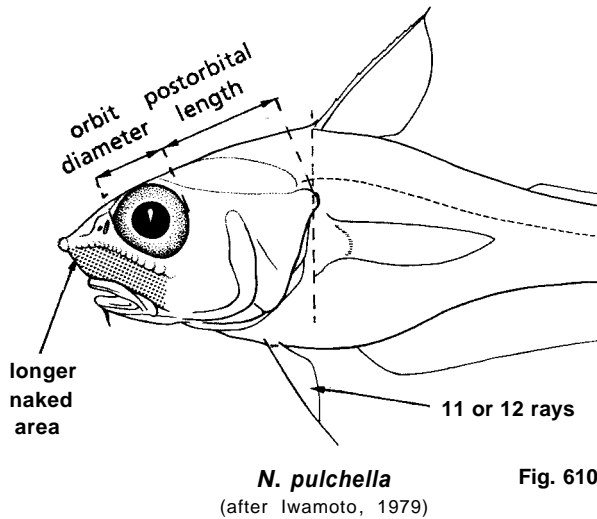
Pelvic fin rays 12 or more - Group G

Group G

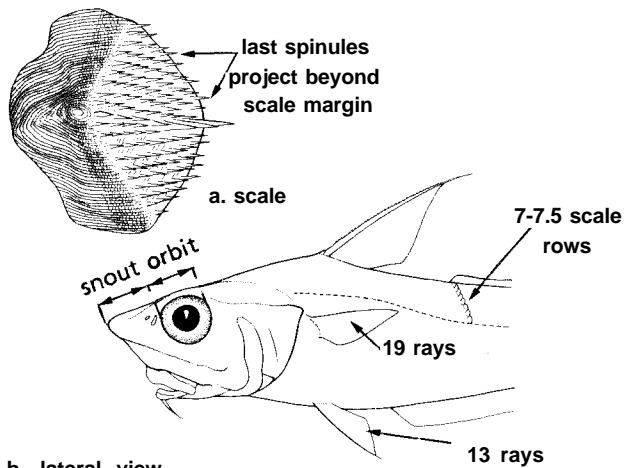
1a. Spinules on body scales dense, with numerous parallel to somewhat convergent rows (15 to 22 in adults) of long, needlelike spinules, the median row larger, the last spinule in row projecting well beyond scale margin (Fig. 611a)

2a. Scale rows below origin of second dorsal fin 7 or 7.5; snout pointed, strongly protruding beyond mouth, its length considerably greater than orbit diameter *N. kamoharai* (Japan) (Fig. 611b)

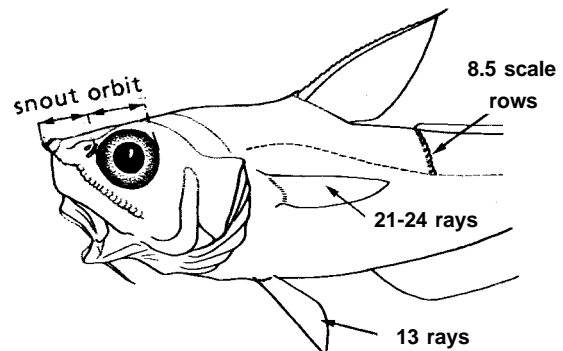
2b. Scale rows below origin of second dorsal fin 8.5; snout blunt, little protruding beyond mouth, its length about equal to orbit diameter *N. longebarbata* (N. Atlantic, Gulf of Mexico)(Fig. 612)



N. pulchella Fig. 610
(after Iwamoto, 1979)



b. lateral view *N. kamoharai* Fig. 611
(after Okamura, 1970a)



N. longebarbata Fig. 612
(after Marshall & Iwamoto, in Marshall, 1973)

1b. Spinules relatively short, dense to sparse, usually in 16 or fewer rows in adults, median row not enlarged, posteriormost spinules scarcely or not at all protruding beyond scale margin

3a. Scales highly deciduous; mandibles and underside of head from below orbits and posteriorly scaled; interspace between dorsal fins 49 to 73% of head length; scale rows below second dorsal origin 5 to 7; first dorsal fin uniformly dark ***N. duodecim***
(E.C. Atlantic) (Fig.609)

3b. Scales relatively adherent; underside of head almost entirely naked to posterior angle of mouth; mandibles naked; scale rows below origin of second dorsal fin 9 to 13; first dorsal with a distinct black blotch at tip or uniformly dark

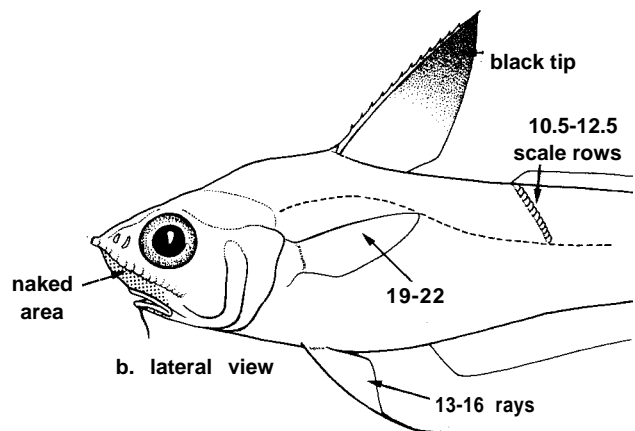
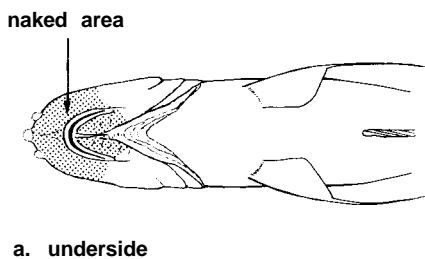
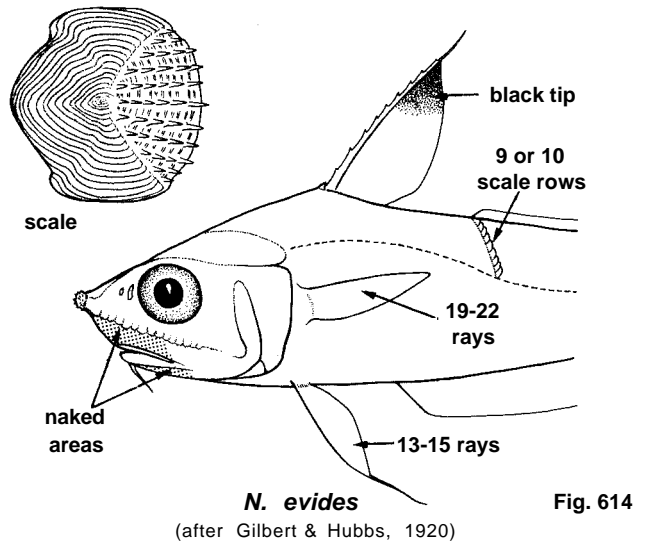
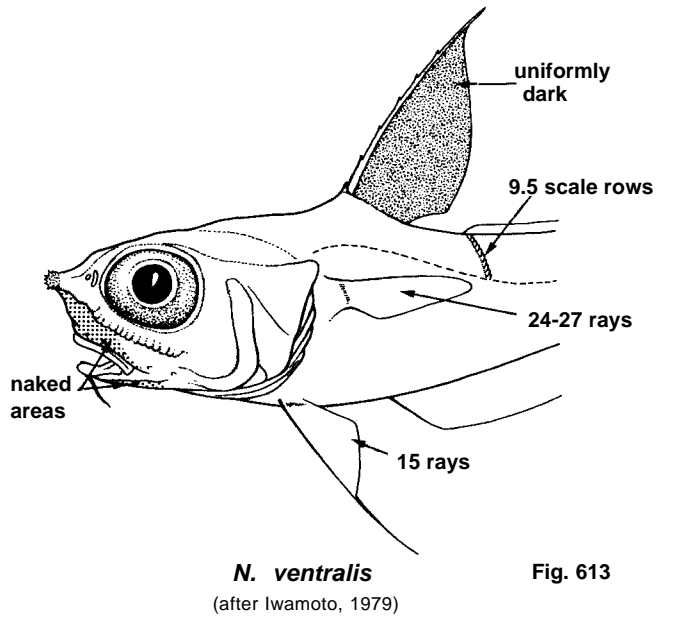
4a. Pectoral fin rays 24 to 27; first dorsal uniformly darkish ***N. ventralis***
(Galapagos) (Fig. 613)

4b. Pectoral fin rays 19 to 23; first dorsal fin with a distinct black blotch at tip

5a. Scale rows below second dorsal fin 9 or 10 ***N. evides***
(W.C. Pacific)(Fig. 614)

5b. Scale rows below second dorsal fin 10.5 to 12.5

6a. Pelvic fin rays 13 to 16; pectoral fin 51 to 61% of head length; distance from anus to anal fin origin 15 to 20% of head length ***N. condylura***
(S. Japan to E. China Sea)
(Fig. 615)



N. condylura Fig. 615
(after Okamura, 1970a)

- 6b. Pelvic fin rays 15 to 17; pectoral fin 60 to 67% of head length; distance from anus to anal fin origin 21 to 25% of head length ***N. propinqua***
 (Hawaii, W. Pacific, W. Indian Ocean)
 (Fig. 616)

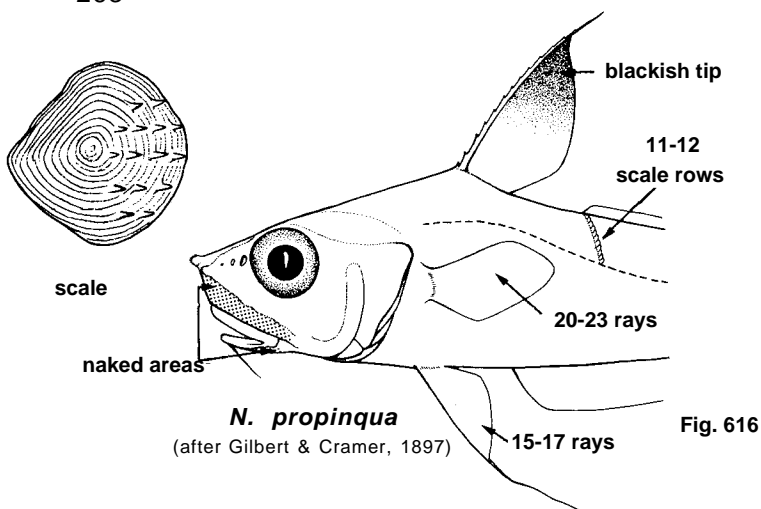


Fig. 616

List of Species

- Nezumia aequalis* (Günther, 1878)
- Nezumia africana* (Iwamoto, 1970)
- Nezumia atlantica* (Parr, 1946)
- Nezumia bairdii* (Goode & Bean, 1877)
- Nezumia brevibarbata* (Barnard, 1925)
- Nezumia brevirostris* (Alcock, 1889)
- Nezumia bubonis* Iwamoto, 1974
- Nezumia burragei* (Gilbert, 1905)
- Nezumia condylura* Jordan & Gilbert, 1902
- Nezumia convergens* (Garman, 1899)
- Nezumia cyrano* Marshall & Iwamoto, 1973
- Nezumia dara* Gilbert & Hubbs, 1916
- Nezumia duodecim* Iwamoto, 1970
- Nezumia ectenes* (Gilbert & Cramer, 1897)
- Nezumia evides* (Gilbert & Hubbs, 1920)
- Nezumia hebetata* (Gilbert, 1905)
- Nezumia holocentra* (Gilbert & Cramer, 1897)
- Nezumia infranudis* (Gilbert & Hubbs, 1920)
- Nezumia investigatoris* (Alcock, 1889)
- Nezumia kamoharai* Okamura, 1970
- Nezumia latirostrata* (Garman, 1899)
- Nezumia leonis* (Barnard, 1925)
- Nezumia liolepis* (Gilbert, 1890)
- Nezumia longebarbata* (Roule & Angel, 1933)
- Nezumia loricata* (Garman, 1899)
- Nezumia macronema* (Smith & Radcliffe, 1912)
- Nezumia micronychodon* Iwamoto, 1970
- Nezumia milleri* Iwamoto, 1973
- Nezumia namatahi* McCann & McKnight, 1980
- Nezumia obliquata* (Gilbert, 1905)
- Nezumia orbitalis* (Garman, 1899)
- Nezumia parini* Hubbs & Iwamoto, 1977
- Nezumia polylepis* (Alcock, 1889)
- Nezumia propinqua* (Gilbert & Cramer, 1897)
- Nezumia proxima* (Smith & Radcliffe, 1912)
- Nezumia pudens* Gilbert & Thompson, 1916
- Nezumia pulchella* (Pequeño, 1971)
- Nezumia sclerorhynchus* (Valenciennes, 1838)
- Nezumia semiquincunciata* (Alcock, 1889)
- Nezumia spinosa* (Gilbert & Hubbs, 1916)
- Nezumia stelgidolepis* (Gilbert, 1890)
- Nezumia suilla* Marshall & Iwamoto, 1973
- Nezumia tinro* Sazonov, 1985
- Nezumia toi* McCann & McKnight, 1980
- Nezumia tomiyamai* (Okamura, 1963)
- Nezumia ventralis* Hubbs & Iwamoto, 1979

Nezumia aequalis (Günther, 1878)

Fig. 617

MACROUR Nez 1

Scientific Name with Reference : *Coryphaenoides aequalis* Günther, 1878, *Ann. Mag. Nat. Hist.*, ser. 5, 2: 25 (south of Portugal, 1097 m).

Synonyms : ?*Macrurus serratus* Lowe, 1843; ?*Coryphaenoides serratus* -- Günther, 1862; *Macrurus aequalis* -- Günther, 1887; *Macrurus smiliophorus* Vaillant, 1888; *Coryphaenoides (Macrurus) aequalis* -- Collett, 1905; *Lionurus (Nezumia) aequalis* -- Gilbert & Hubbs, 1916; *Macrurus serratus* -- Roule, 1919; *Macruroplus serratus* -- Fowler, 1936; *Macrurus holotrachys* -- Hildebrand in Longley & Hildebrand, 1941 (non *Macrurus holotrachys* Günther); *Nezumia hildebrandi* Parr, 1946; *Nezumia aequalis* -- Maul, 1951; *Nezumia (Lionurus) aequalis* -- Cadenat, 1961.

FAO Names : En - Common Atlantic grenadier.

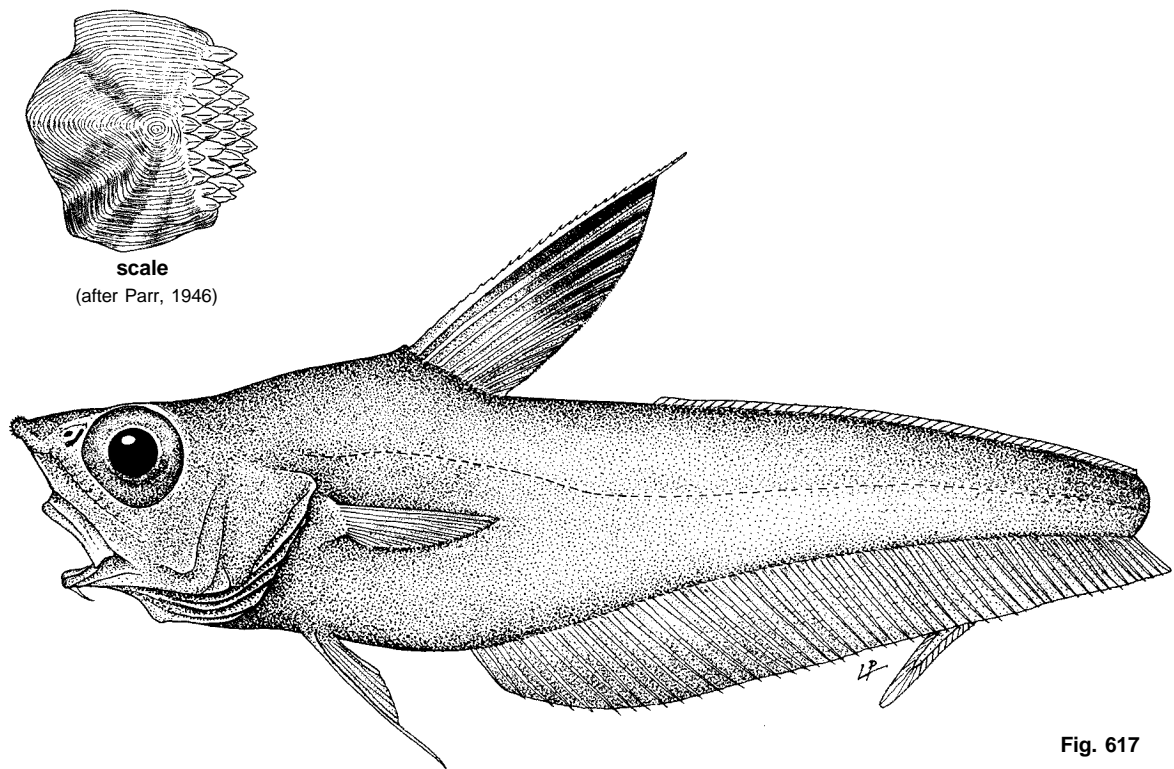


Fig. 617

Diagnostic Features : Snout short, acute, 26 to 34% of head length; orbits large 29 to 42%; naked area on ventral surface of snout confined to narrow median-ventral strip, otherwise head surfaces completely scale-covered; head pores relatively small and inconspicuous; inner gill rakers on first arch 1 or 2 + 8 to 10. Teeth small, in moderately wide bands in both jaws. First dorsal fin with 2 spines and 9 to 12 rays; pectoral fin rays i17 to i20; pelvic fin rays 9 (usually 8 or 9, depending on population). Measurements in percentages of head length: orbit diameter 29 to 42; interorbital space 17 to 25; upper jaw 28 to 36; orbit to angle of preopercle 32 to 38; barbel 10 to 17. Pyloric caeca 20 to 28. Body scales with lanceolate to shield-shaped spinules; scales below second dorsal fin 7 to 9; lateral-line scales over distance equal to predorsal length 32 to 37. **Colour**: bluish to violet, head somewhat tawny to swarthy; silvery reflections on ventral 2/3 of body when fresh; pelvic fins black except outermost ray pale to white; pectoral fins dusky; anal fin black anteriorly, fading to dusky or clear posteriorly; first dorsal fin black on distal 1/3; mouth greyish, gill cavity mostly black.

Geographical Distribution : Widespread in North Atlantic, from Faroe Bank to northern Angola and the Mediterranean Sea in the east, and Davis Straits to northern Brazil in the west (Fig. 618).

Habitat and Biology : Benthopelagic in approximately 200 to 1 000 m depth. Feeds on small crustaceans (mysids, amphipods, etc.) and polychaetes.

Size : To about 30 cm total length.

Interest to Fisheries : Often caught in moderate quantities; taken as bycatch by offshore trawlers throughout its range. Mostly reduced to fish meal and oil.

Literature : Günther (1887); Koefoed (1910); Parr (1946), Poll (1953); Iwamoto (1970); Marshall & Iwamoto, *in* Marshall (1973).

Remarks : Populations of this widespread North Atlantic species have been distinguished by Marshall and Iwamoto (*in* Marshall, 1973). The Gulf of Guinea population is the most distinct of these and probably deserves subspecific recognition at the least. The population in the Gulf of Mexico, although less well defined, also deserves consideration at the subspecific level.

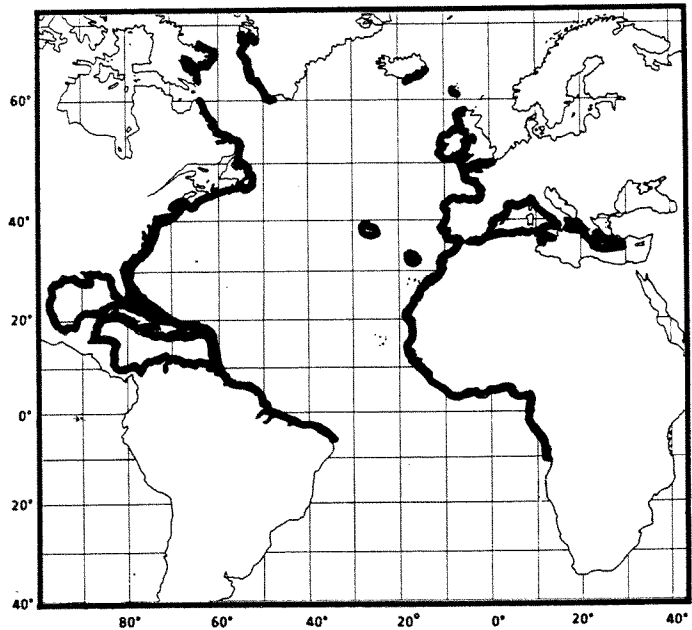


Fig. 618

Nezumia atlantica (Parr, 1946)

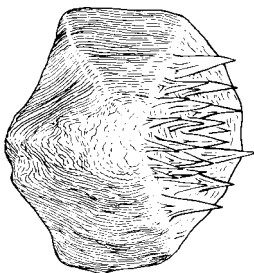
Fig. 619

MACROUR Nez 2

Scientific Name with Reference : *Ventrifossa atlantica* Parr, 1946. *Bull. Bingham Oceanogr. Coll.*, 10 (art. 1): 32, fig. 9,10 (northern Gulf of Mexico, 345 to 500 fm).

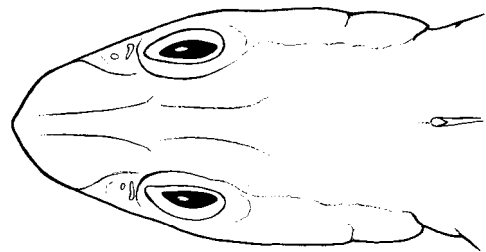
Synonyms : *Nezumia atlantica* -- Arai, *in* Uyeno *et al.*, 1983

FAO Names: En - Western Atlantic grenadier



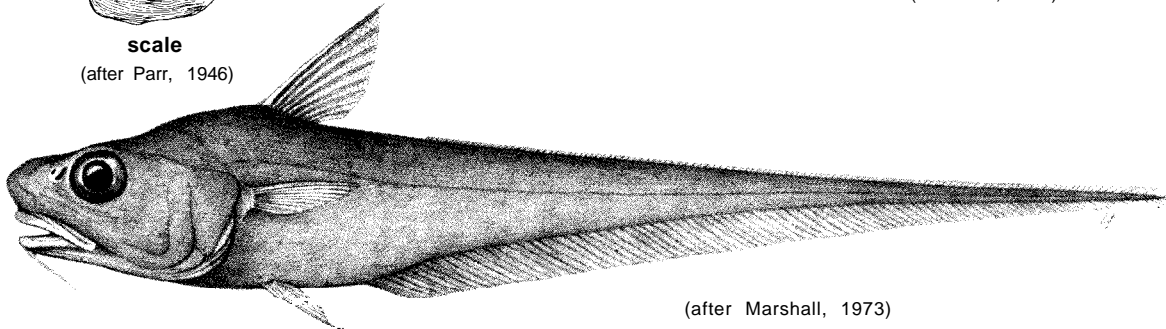
scale

(after Parr, 1946)



top of head

(after Parr, 1946)



(after Marshall, 1973)

Fig. 619

Diagnostic Features : Snout narrow, bluntly rounded, scarcely produced, its underside naked; terminal and lateral snout scutes broad, blunt; suborbital region flat, vertical. Teeth in broad bands; outer series of upper jaw enlarged, teeth do not extend to end of rictus. Inner gill rakers of first arch 1 or 2 + 8 or 9 [10 or 11 total]. First dorsal fin with 2 spines and 10 to 13 rays; pectoral fin rays 19 to 23; pelvic fin rays 9 or 10. Measurements in percentages of head length: snout length 24 to 29, snout height 12 to 17; orbit diameter 27 to 31; interorbital space 19 to 22; upper jaw 38 to 45; least suborbital width 11 to 14; orbit to angle of preopercle 39 to 43; barbel 20 to 29; outer gill slit 15 to 21. Spinules on body scales numerous, lanceolate, arranged in 8 to 10 subparallel rows in larger specimens; scales below second dorsal fin 8 to 9; lateral-line scales over distance equal to predorsal length 37 to 45. **Colour**: uniformly deep brownish black overall; fins blackish.

Geographical Distribution : Abundant in the tropical western Atlantic (Fig. 620).

Habitat and Biology : Benthopelagic in 366 to 1 097 m depth.

Size : To at least 45 cm total length.

Interest to Fisheries : Probably taken in bycatch of deep-water trawl fishery for royal red shrimp of western central Atlantic, but not known to be utilized.

Local Names : JAPAN: Nishi-nezumidara.

Remarks : Parr (1946); Marshall (1973); Arai (in Uyeno Matsuura & Fujii, 1983).

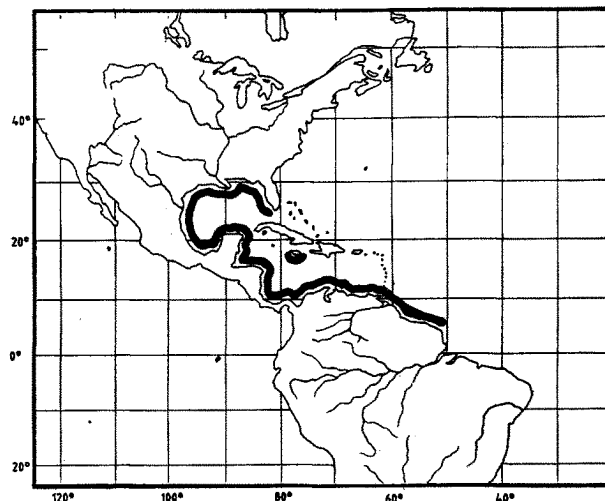


Fig. 620

Nezumia bairdi (Goode & Bean, 1877)

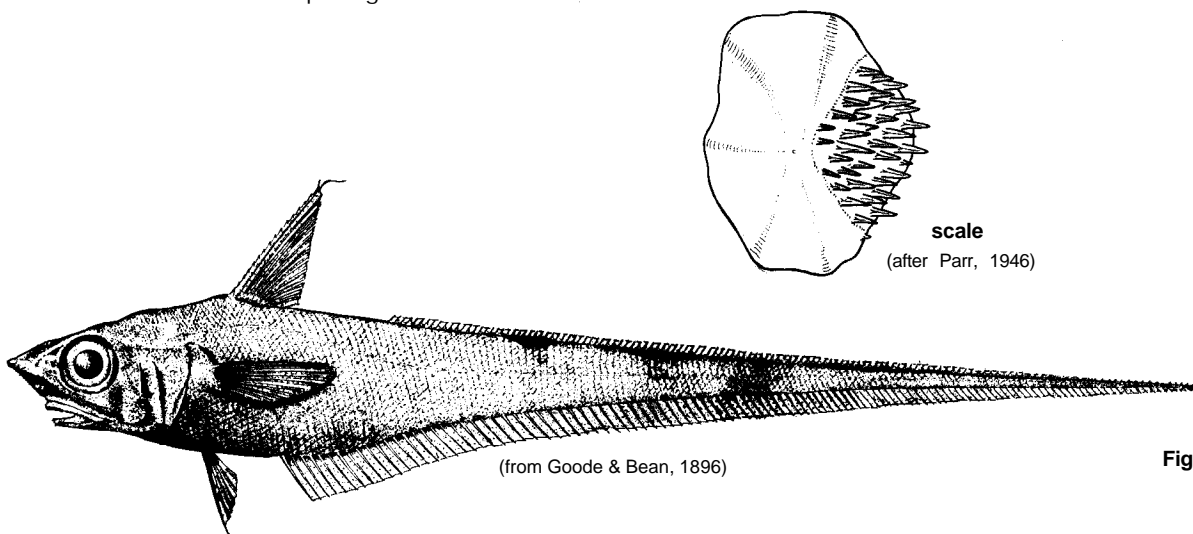
Fig. 621

MACROUR Nez 3

Scientific Name with Reference : *Macrurus bairdii* Goode & Bean, 1877, Amer. J. Sci. Arts, 14: 471 (Gulf of Maine, 44 mi. ese of Cape Ann; 293 m).

Synonyms : *Lionurus (Nezumia) bairdii* -- Gilbert & Hubbs, 1916; *Coryphaenoides bairdii* -- Schroeder, 1940; *Nezumia bairdi* -- Parr, 1946.

FAO Names : En - Marlin-spike grenadier.



(from Goode & Bean, 1896)

Fig. 621

Diagnostic Features : Snout acutely pointed naked area on underside of snout confined to median-ventral strip, otherwise head surfaces completely scale covered; head pores well developed on lower margins of suborbital and preopercle. Teeth small, in wide, tapered bands in both jaws, outer series in upper jaw enlarged; bands extend to end of rictus. Inner gill rakers on first arch 8 to 10 total. First dorsal fin with 2 spines and 9 to 11 rays; pectoral fin rays 16 to 19; pelvic fin rays 7 (rarely 6). Measurements in percentages of head length: snout length 30 to 33; orbit diameter 30 to 34; interorbital space 26 to 29; upper jaw 30 to 33; orbit to angle of preopercle 34 to 37; barbel 12 to 15. Scale spinules slender, conical to lanceolate, arranged in convergent rows; scales below second dorsal fin 7 to 9; lateral-line scales over a distance equal to predorsal length 37 to 41. **Colour**: fresh specimens grey with violet hue on trunk and lower jaw; silvery reflections on gill cover, parts of suborbital, and trunk and tail below lateral line; pelvic fins and membrane between spinous dorsal ray and first segmented ray black; pectoral and median fins otherwise dusky; oral and gill cavities mostly black.

Geographical Distribution : Western North Atlantic, from New Foundland to the northern end of the Straits of Florida. One northeastern Atlantic specimen (36°47'N, 27°21'W) reported by Geistdoerfer, Hureau, & Rannou (1970) should be reexamined; its capture depth of 3 520 m is well beyond the normal range of the species (90 to 700 m). Roule & Angel (1933) reported a specimen from the Azores, but their count of 8 pelvic rays suggests that it represents another species. Records of the species from the Gulf of Mexico and West Indies probably refer to other species, especially *N. suilla*, which also has 7 pelvic fin rays (Fig. 622).

Habitat and Biology : Benthopelagic, most commonly in 90 to 700 m depth, but taken much shallower in areas with cold surface waters: one was trawled in Vineyard Sound, Massachusetts, in 16.5 m depth; another was taken in a weir at Lubec, Maine. It has been reported as deep as 2 295 m, but records deeper than 1 000 m should be viewed sceptically. In the Gulf of Maine, it breeds during summer and autumn. Feeds primarily on euphausiids, amphipods, and polychaetes, although a 200 mm individual had many copepods in its stomach.

Size : To about 40 cm total length.

Interest to Fisheries : The most common grenadier in shallow slope waters of the western North Atlantic. Sometimes caught in moderate quantities as bycatch of trawlers.

Local Names : USA: Marlin-spike, Common grenadier, Rat-tail.

Literature : Goode & Bean (1896); Parr (1946); Bigelow & Schroeder (1953); Marshall & Iwamoto, *in* Marshall (1973).

Remarks : This species is immediately distinguished from its Atlantic congeners by the combination of pelvic fin rays 7, first dorsal fin pale except for black membrane between second spinous dorsal and first segmented rays, conical to lanceolate scale spinules, and relatively restricted naked area on snout.

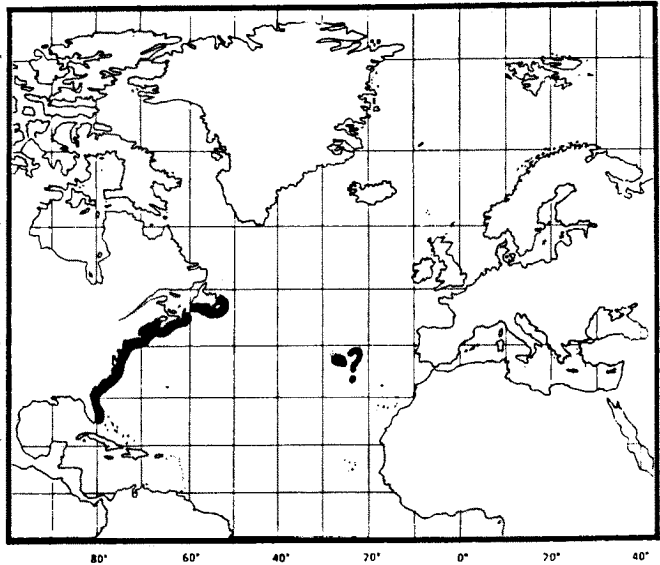


Fig. 622

Nezumia brevibarata (Barnard, 1925)

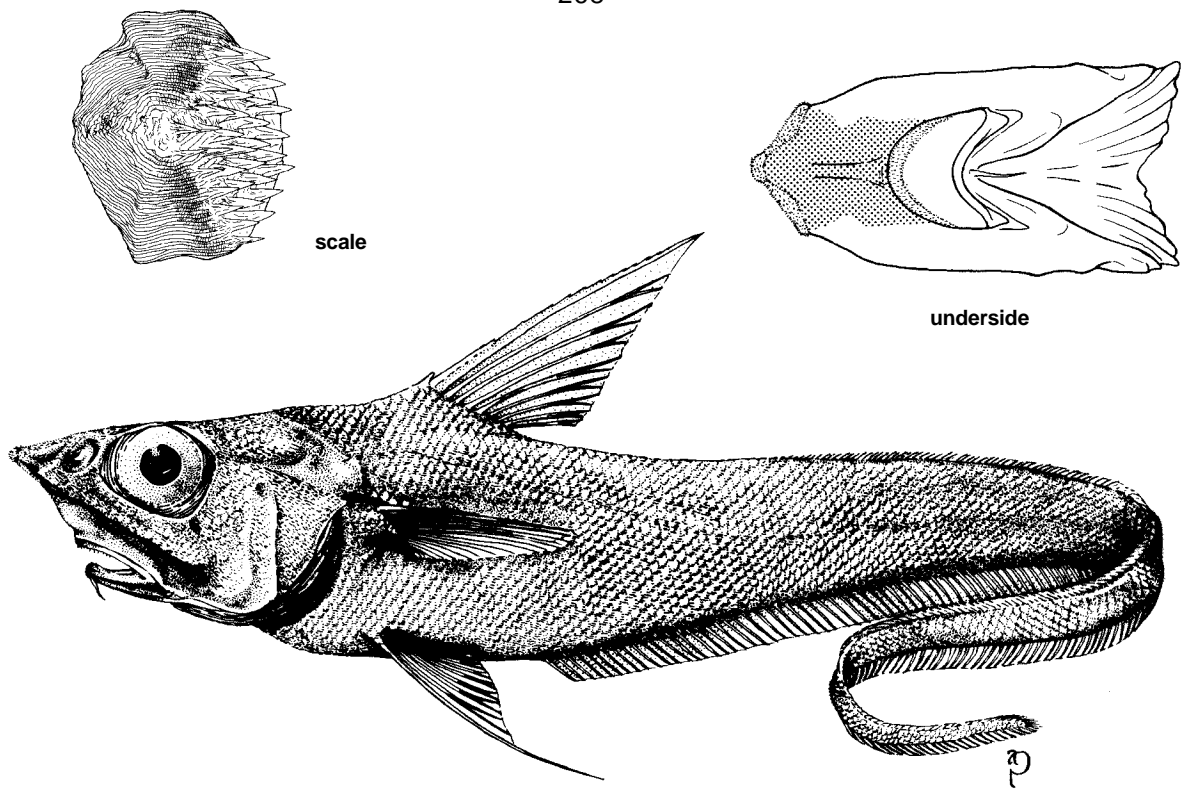
Fig. 623

MACROUR Nez 4

Scientific Name with Reference : *Lionurus brevibaratus* Barnard, 1925a, *Ann. Mag. Nat. Hist.* ser. 9, 15: 503 [off Cape Point, South Africa, 300-950 fms].

Synonyms : *Macruroplus brevibaratus* -- Smith, 1949; *Nezumia brevibaratus* -- Marshall & Iwamoto *in* Marshall, 1973.

FAO Names : En - Shortbeard grenadier.



(from Iwamoto, *in* Smith & Heemstra, 1986)

Fig. 623

Diagnostic Features : Snout acutely pointed; terminal scute well developed, but not especially set off from adjacent scales; undersides of snout; most of suborbital, and anterior part of mandible mostly naked. Teeth in moderately wide bands, outer series in upper jaw slightly enlarged. Inner gill rakers on first arch usually 1 or 2 + 10 or 11 (12 total), outer gill rakers on second arch 1 + 9 or 10. First dorsal fin with 2 spines and 9 to 11 rays, serrations on second spine slender, rather widely spaced; pectoral fin rays i18 to i20; pelvic fin rays 11. Measurements in percentages of head length: snout 32 to 35; orbit diameter 33 to 34; interorbital space 21 to 25; upper jaw 30 to 32; orbit to angle of preopercle 34 to 35; barbel 11 to 12. Pyloric caeca about 30. Spinules on body scales broadly lanceolate to shield-shaped in somewhat converging rows; scales below second dorsal fin 7 or 8; lateral-line scales over a distance equal to predorsal length 35 to 40. **Colour**: brownish, violaceous over abdomen; gill membranes blackish; fins dusky.

Geographical Distribution : South Africa off Cape Point. Possibly more widely distributed in southern Africa, but nowhere taken in abundance (Fig. 624).

Habitat and Biology : Benthopelagic in 549 to 1 737 m depth.

Size : To about 26 cm total length.

Interest to Fisheries : Probably not of much commercial interest because of the small size and relative scarcity.

Literature : Barnard (1925a); Iwamoto (*in* Smith & Heemstra, 1986).

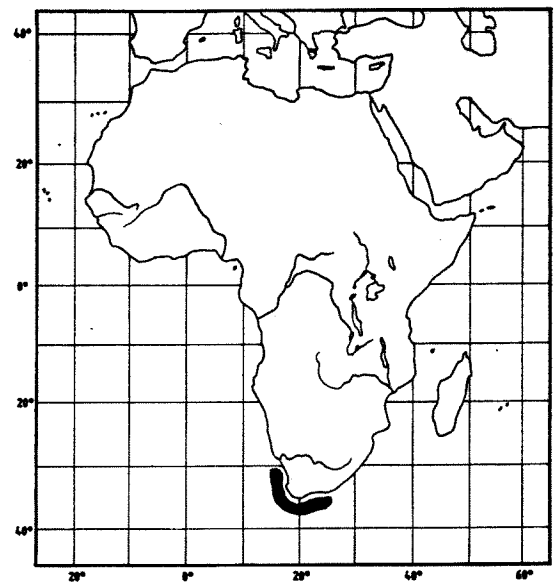


Fig. 624

Nezumia condylura Jordan & Gilbert, 1904

Fig. 625

MACROUR Nez 5

Scientific Name with Reference : *Nezumia condylura* Jordan & Gilbert, in Jordan & Starks, 1904: Bull. U.S. Fish Comm. (1902) 22: 620, pl. 4, fig. 2 (Suruga Bay, Japan; 379 to 457 m; ALBATROSS sta. 3721).

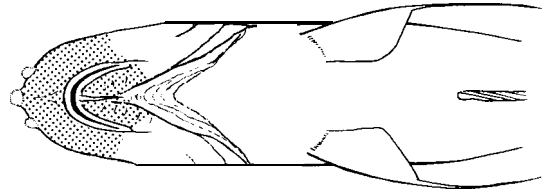
Synonyms : *Lionurus (Nezomia) condylura* -- Gilbert & Hubbs, 1916

FAO Names : En - Pugnose grenadier.



scale

(from Okamura, 1970a)



underside

(after Okamura, 1970a)

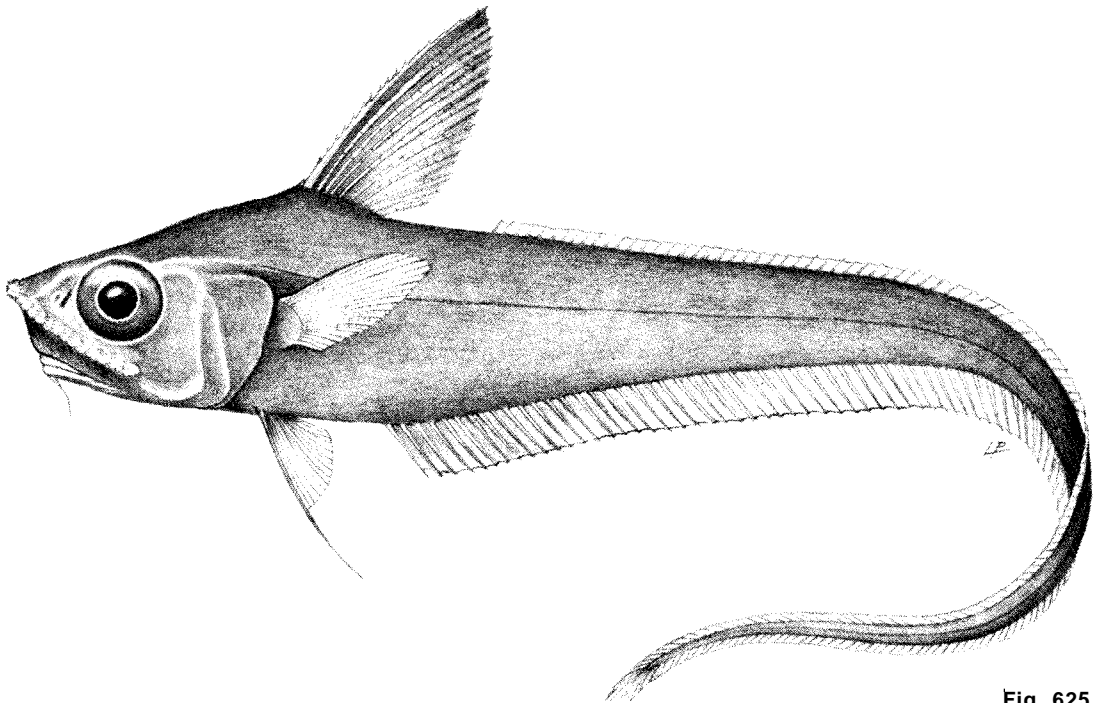


Fig. 625

Diagnostic Features : Snout short, blunt; terminal and lateral snout scutes large, blunt; undersides of snout, mandible, most of suborbital, and part of lower margin of preopercle naked; pores prominent in these areas. Teeth in rather broad, tapered bands, outer series in upper jaw slightly enlarged. Inner gill rakers on first arch usually 1 or 2 + 7 or 8 (8 to 10 total). First dorsal fin with 2 spines and 10 to 12 rays, serrations on second spine slender and rather widely spaced; pectoral fin rays i18 to i21; pelvic fin rays 13 to 17. Measurements in percentages of head length: snout length 28 to 30; orbit diameter 29 to 36; interorbital space 23 to 25; upper jaw 29 to 33; orbit to angle of preopercle 32 to 38; barbel 14 to 21. Pyloric caeca 25 to 28. Scales small, spinules on body scales sharp, needlelike, greatly reclined, in 4 to 16 parallel rows; scales below midbase of first dorsal fin 8 or 9, below second dorsal fin 12 or 13. **Colour**: greyish brown, bluish over abdomen; gill membranes blackish; fins dusky, first dorsal fin blackish distally; oral and branchial linings blackish.

Geographical Distribution : Southern Japan, East China Sea (Fig. 626).

Habitat and Biology : Benthopelagic in 200 to 720 m depth, but uncommon shallower than 400 m. Frequents waters of 5 to 7° C. Polychaetes and euphausiids compose 30 to 60% of the diet of specimens from Japan, with prawns of minor importance.

Size : To about 21 cm total length.

Interest to Fisheries : A common, but small species taken as by-catch by trawlers in southern Japan; no catch statistics are available.

Local Names : JAPAN: Nezumi-dara.

Literature : Jordan & Gilbert (in Jordan & Starks, 1904); Gilbert & Hubbs (1916); Okamura (1970a); Okamura (in Okamura et al. 1982).

Remarks : This species may be a synonym of *N. propinqua* from Hawaii.

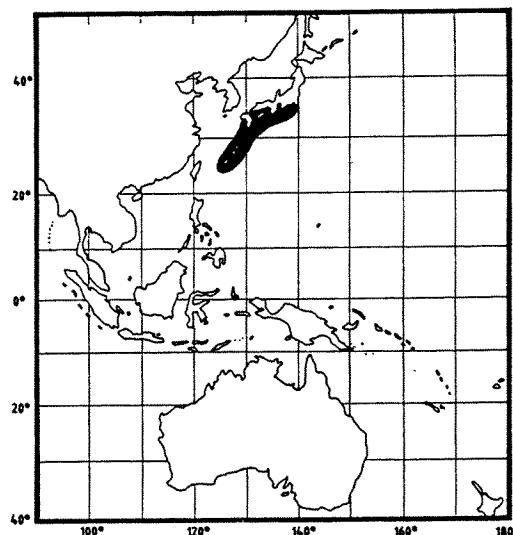


Fig. 626

Nezumia convergens (Garman, 1899)

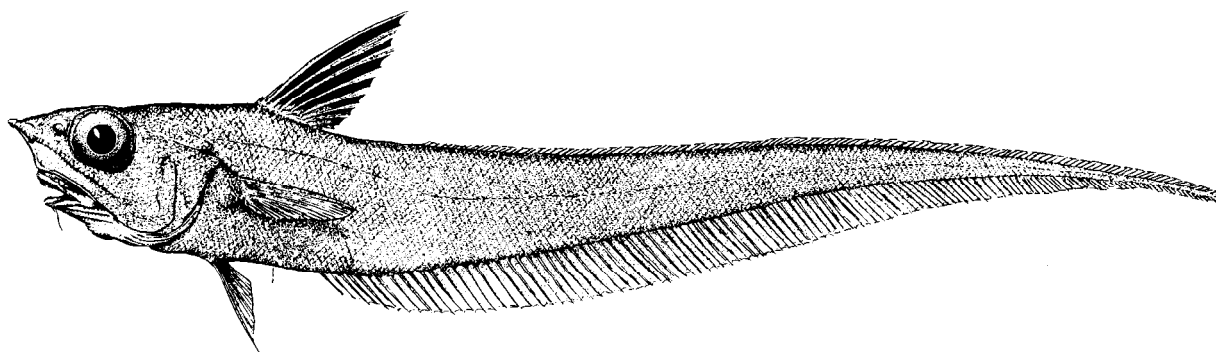
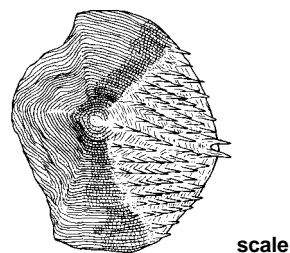
fig. 627

MACROUR Nez 6

Scientific Name with Reference : *Macrurus convergens* Garman, 1899, *Men. Mus. Comp. Zool. Harvard* 24:210, pl. 48, fig. 1 (Gulf of Panama; 1271 to 1865 m; ALBATROSS sta. 3353, 3357, 3393).

Synonyms : *Macrurus cuspidatus* Garman, 1899; *Macrurus trichiurus* Garman, 1899; *Lionurus (Nezumia) convergens* -- Gilbert & Hubbs, 1916; *Lionurus (Nezumia) cuspidatus* -- Gilbert & Hubbs, 1916; *Lionurus (Nezumia) trichiurus* -- Gilbert & Hubbs, 1916; *Nezumia convergens* -- Makushok, 1967; *Nezumia cuspidata* -- Makushok, 1967; *Nezumia trichiura* -- Makushok, 1967; *Sphagemacrurus trichiurus* -- Marshall, 1973.

FAO Names : En - Peruvian grenadier.



(from Iwamoto, 1979)

Fig. 627

Diagnostic Features : Snout moderately pointed; terminal and lateral snout scutes stout; underside of snout and suborbital anteriorly naked; mandibular rami naked anteriorly; cephalic pores of lateralis system small. Teeth small, in broad bands in both jaws, bands fall short of posterior end of rictus; outer premaxillary teeth very slightly enlarged. Inner gill rakers of first arch 1 or 2 + 5 to 7 (7 to 9 total). First dorsal fin with 2 spines and 9 to 10 rays, serrations on second spine slender, closely spaced but not overlapping; pectoral fin rays i17 to i21; pelvic fin rays 10 or 11. Measurements in percentages of head length: snout length 27 to 34; orbit diameter 31 to 37; interorbital space 16 to 23; upper jaw length 26 to 32; orbit to angle of preopercle 32 to 40; barbel 8 to 20. Light organ not well developed externally; no scaleless fossa between pelvic fin bases. Pyloric caeca 21 to 32. Body scales somewhat deciduous, covered with conical spinules aligned in 10 to 12 (in adults) slightly convergent rows, the middle row larger than lateral ones; scales below second dorsal fin origin usually 6.5 to 9. **Colour**: brownish black overall, with hint of violet; abdominal region bluish black; mouth dusky; gill cavity black except for pale areas ventrally and along medial wall; fins uniformly black to brownish black.

Geographical Distribution : Gulf of California south to Chile (34°53.5'S), including Cocos I. and Galapagos (Fig. 628).

Habitat and Biology : Benthopelagic in 600 to 1 865 m depth.

Size : To at least 30 cm total length.

Interest to Fisheries : This is one of the most common species of *Nezumia* in the eastern Pacific, and it ranges over an extensive latitudinal span. It is taken in moderate quantities by research vessels, but probably is too deep-living to occur with any frequency in commercial trawl catches.

Literature : Garman (1899); Iwamoto (1979).

Remarks : The chief distinguishing characteristic of *N. convergens* is the low inner gill raker count of the first arch: 9 or fewer total, 5 or 6, rarely 7, on lower limb. Its slender body (greatest depth usually less than 3/4 head length) and scale spinulation also help in differentiating the species from its closest relatives.

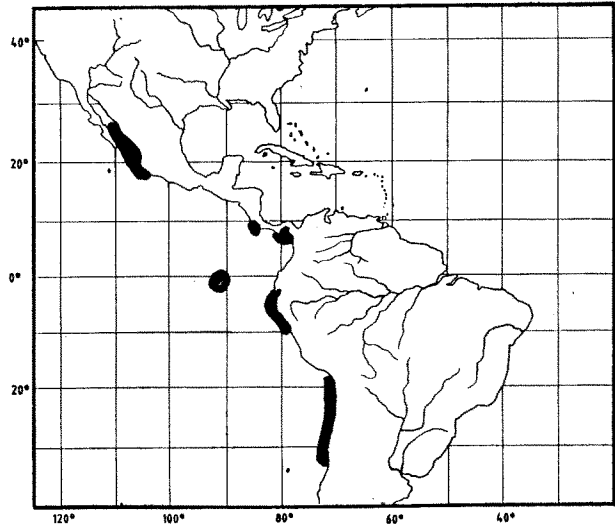


Fig. 628

Nezumia duodecim Iwamoto, 1970

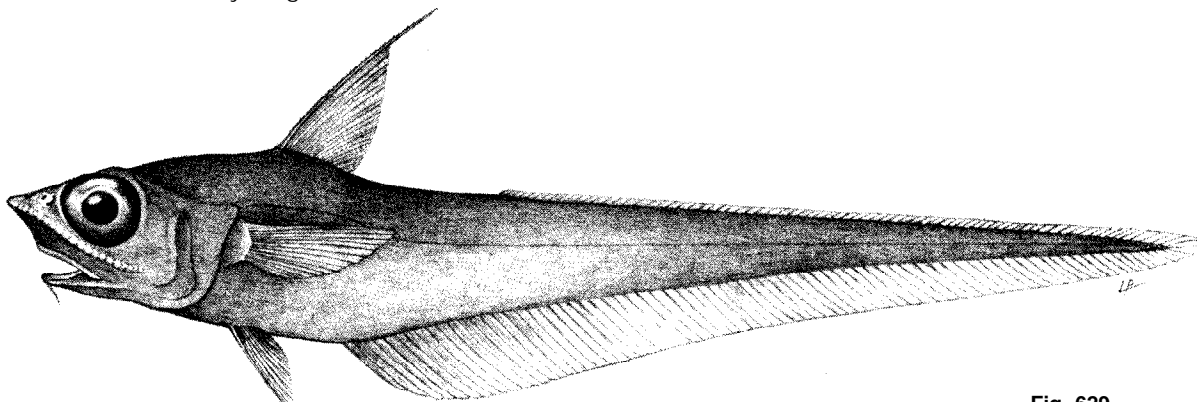
Fig. 629

MACROUR Nez 7

Scientific Name with Reference : *Nezumia duodecim* Iwamoto, 1970, *Stud. Trop. Biol. Miami*, (4)(pt. 2): 393, figs. 17b, 20b, 21 b, 22-23)(Gulf of Guinea, 4°40'5, 11°00'E, off Congo, 951 m).

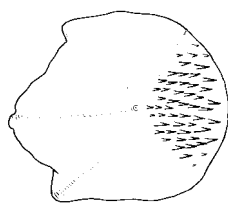
Synonyms : None

FAO Names : En - Twelve-rayed grenadier

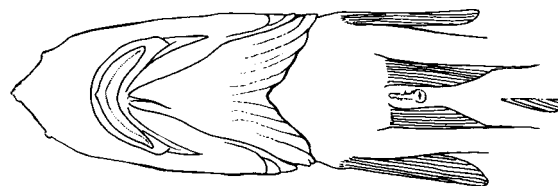


(after Iwamoto, 1970)

Fig. 629



scale



underside

Diagnostic Features : Ventral leading edge of snout and narrow ventromedian strip on underside naked, head otherwise completely scaled. Teeth in wide bands in both jaws; outer series of upper jaw slightly enlarged. Inner gill rakers of first arch 1 or 2 + 8 to 10 (10 to 12 total). First dorsal fin with 2 spines and 9 to 12 rays; pectoral fin rays 19 to 22; pelvic fin rays 11 to 13. Measurements in percentages of head length: snout length 30 to 33; preoral length 22 to 29; orbit diameter 32 to 38; interorbital space 18 to 23; upper jaw 32 to 36; barbel 8 to 16; orbit to angle of preopercle 35 to 43. Pyloric caeca 18 to 35. Scales highly deciduous, spinules small, short, conical, greatly appressed, generally absent along posterior margin, in 6 to 9 parallel rows with 1 to 4 spinules per row; scales below second dorsal fin 6 to 7. **Colour**: brownish to bluish overall; trunk bluish to blackish; fins blackish; mouth dusky; gill cavities blackish.

Geographical Distribution : Northwestern Africa, from 24°N, southerly into the Gulf of Guinea to Angola (Fig. 630).

Habitat and Biology : Benthopelagic in 329 to 1 261 m, apparently found deeper in the northern part of its range. Merrett & Marshall (1981) found copepods (80%) and polychaetes (62%) in highest proportions in specimens they examined from the slope off northwestern Africa. Other crustaceans and a few fish formed the remainder of the diet. They stated that *N. duodecim*, like the majority of macrourines, depends on a mixed diet of benthic and pelagic organisms."

Size : To more than 25 cm total length.

Interest to Fisheries : Relatively abundant in depths of 400 to 500 m, but size too small to be of commercial importance except for reduction to fish meal.

Literature : Iwamoto (1970); Merrett & Marshall (1981).

Remarks : *Nezumia duodecim* is distinguishable from most other members of the genus by its high pelvic-ray count, squamation, and proportional measurements.

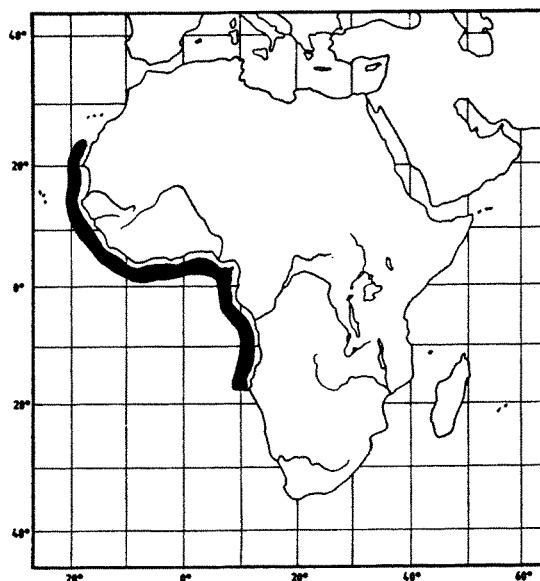


Fig. 630

Nezumia latirostrata (Garman, 1899)

Fig. 631

MACROUR Nez 8

Scientific Name with Reference : *Macrurus latirostratus* Garman, 1899, Mem. Mus. Comp. Zool. Harvard 24: 211, pl. 48, fig. 2 (Gulf of Panama: 589 to 935 m; ALBATROSS sta. 3354, 3384, 3394).

Synonyms : *Lionurus (Nezumia) latirostratus*-- Gilbert & Hubbs, 1916; *Nezumia latirostrata* -- Makushok, 1967

FAO Names : En - Broadsnout grenadier.

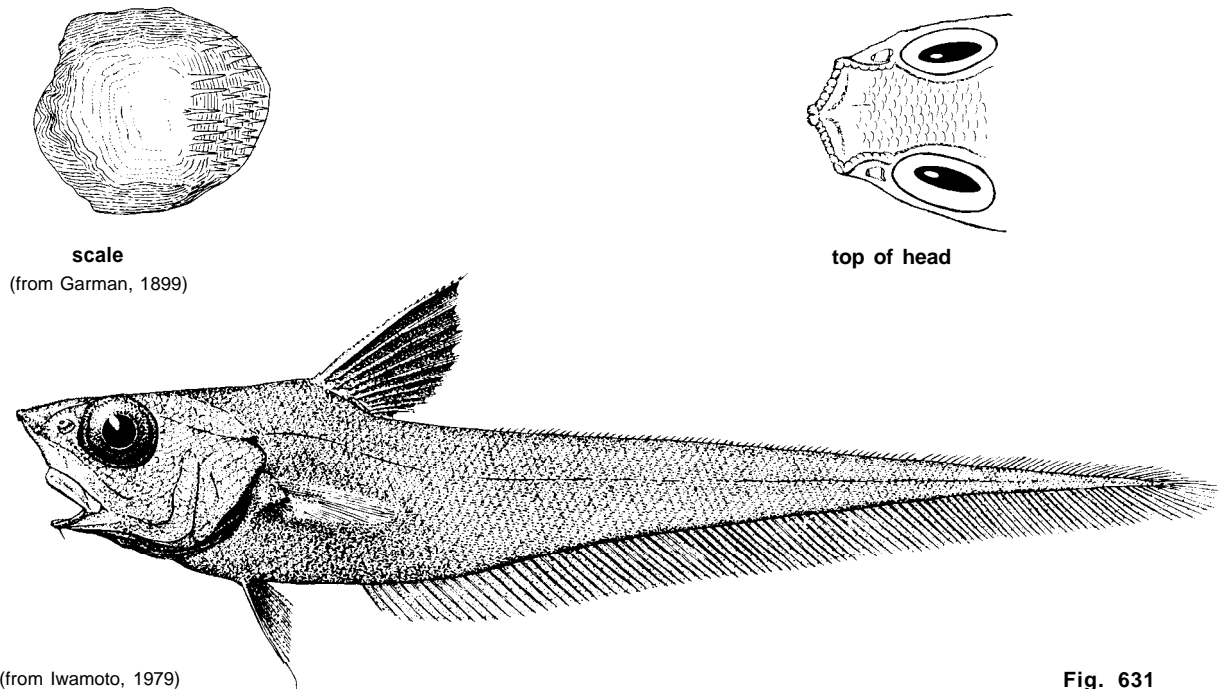


Fig. 631

Diagnostic Features : Snout short, conical; terminal snout scute small but stout, distinctly bifid; underside of snout and part of suborbital space naked; mandibular rami with loose scales along midline of each ramus; cephalic pores of lateralis system indistinct, although small dark papillae prominent on head. Teeth small, in moderately broad bands in both jaws, bands fall short of posterior end of rictus; outer premaxillary teeth slightly enlarged. Inner gill rakers of first arch 1 to 3 + 7 to 9 (9 to 11 total). First dorsal fin with 2 spines and 9 or 10 rays; serrations on second spine numerous, closely overlapping; pectoral fin rays i17 to i22; pelvic fin rays 9 or 10. Measurements in percentages of head length: snout length 27 to 34; orbit diameter 30 to 36; interorbital space 17 to 25; upper jaw 27 to 32; orbit to angle of preopercle 33 to 39; barbel 5 to 20. Pyloric caeca 17 to 25. Body scales fairly large and deciduous, densely covered with lanceolate spinules that are indistinctly aligned in convergent rows; scales below second dorsal fin origin 6 to 7.5. **Colour**: swarthy to brownish, abdominal region bluish black; mouth dusky, gill cavity black except for pale areas ventrally and along medial wall; fins dark brown to brownish black.

Geographical Distribution : Panama to northern Peru (Fig. 632).

Habitat and Biology : Benthopelagic in 605 to 1 400 m depth. Almost ripe eggs were found in specimens taken off Ecuador in mid-September.

Size : To at least 23 cm total length.

Interest to Fisheries : This common species of the tropical eastern Pacific is occasionally taken in moderate quantities by trawlers, but no catch statistics are maintained for the species and it is probably not utilized.

Literature : Garman (1899); Iwamoto (1979).

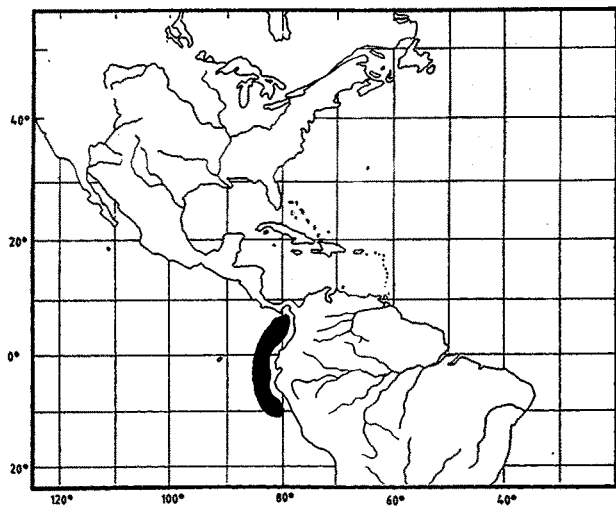


Fig. 632

Nezumia liolepis (Gilbert, 1890)

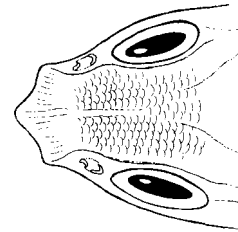
Fig. 633

MACROUR Nez 9


Scientific Name with Reference : *Macrurus (Lionurus) liolepis* Gilbert, 1890, Proc. U.S. Natl. Mus. 13: 117 (east of Santa Cruz I., California, USA; 33°49'45"N, 119°24'30"W; 1103 m; ALBATROSS sta. 2980).

Synonyms : *Lionurus liolepis* -- Goode & Bean, 1896; *Macrurus barbiger* Garman, 1899; *Lionurus (Lionurus) liolepis* - Gilbert & Hubbs, 1916; *Lionurus (Lionurus) barbiger*-- Gilbert & Hubbs, 1916; *Nezumia liolepis* -- Fitch & Lavenberg, 1968; *Ventrifossa barbiger* -- Marshall, 1973.

FAO Names : En - Smooth grenadier



top of head



(after Iwamoto, 1979)

Fig. 633

Diagnostic Features : Snout narrow, bluntly rounded, barely protruding beyond rather large mouth; terminal snout scute small, inconspicuous; suborbital ridge rounded and shallow in cross section, without scutelike scales; snout and suborbital region almost entirely naked, but sometimes a narrow wedge of small scales extends forward from preopercle region onto lower portion of suborbital; mandibular rami with a narrow row of small loose scales posteriorly along midline of each ramus, but otherwise naked; ventral margin of preopercle broadly naked. Cephalic pores of lateralis system indistinct, but sensory papillae densely dispersed over head. Teeth minute, in narrow bands in premaxillary, outer series slightly enlarged; mandibular teeth in a moderate band; teeth extend posteriorly almost to end of rictus. Inner gill rakers on first arch 1 to 3 + 7 to 10 (9 to 12 total). First dorsal fin with 2 spines and 8 to 11 rays, serrations on second spine few or absent; pectoral fin rays i19 to i24; pelvic rays 10 or 11 (rarely 12). Measurements in percentages of head length: snout length 24 to 28; orbits 25 to 31; interorbital 21 to 27; upper jaw 31 to 40; orbit to angle of preopercle 36 to 44; barbel 10 to 20. Pyloric caeca 25 to 37. Body scales small, highly deciduous, mostly without spinules, but some with a few small, greatly reclined conical spinules; scales below origin of second dorsal fin 7 to 10. **Colour**: greyish brown tinged with violet overall; abdominal region, gill membranes, and gill cover blackish; oral and gill cavities and fins dusky to blackish.

Geographical Distribution : Central California (36°49'N to southern Mexico (17°24'N) and Gulf of California (Fig. 634).

Habitat and Biology : Benthopelagic in 768 to 1 655 m depth.

Size : To about 30 cm total length.

Interest to Fisheries : This species is occasionally taken by trawlers fishing for Dover sole in deep waters off central California, but is otherwise of no commercial value.

Local Names : USA: Smooth grenadier.

Literature : Gilbert (1890); Garman (1899); Iwamoto & Stein (1974); Iwamoto (1979); Merrett *et al.* (1983).

Remarks : *Nezumia liolepis* is provisionally included in *Nezumia*, although doing so stretches the definition of the genus. General features of the fish suggest a relationship with *N. stelgidolepis* and *N. pulchella*. The highly reduced squamation, extensive naked areas on the head, reduced or obsolescent serrations on the spinous dorsal fin ray, and small periproct that lacks an associated anterior fossa are presumably reductive characters -- ones that are more strongly developed in other members *Nezumia*. These and other features, however, suggest relationship with other genera such as *Asthenomacrus*, *Pseudonezumia*, *Parakumba*, and *Macrosmia*, as well as *Nezumia japonica* (Matsubara, 1943) and *N. tinro* Sazonov, 1985. In discussing the affinities of *Macrosmia*, Merrett *et al.* (1983:551) stated that "based on external morphological characters, relationships among macrourid genera are obscure. Indeed, the relative importance of characters used is apparently unequal in different generic groups." It is apparent to the present author that much research must be done before we have a firm understanding of generic relationships within macrouroids. *Nezumia liolepis* is one of those problematic species that has yet to find a proper "home."

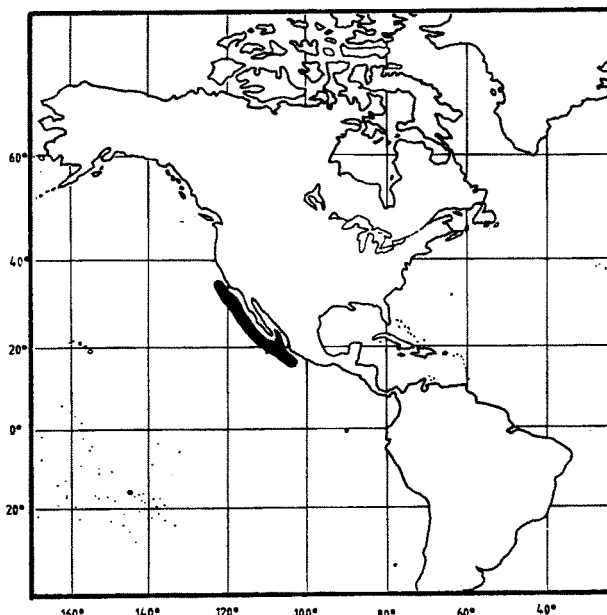


Fig. 634

***Nezumia loricata* (Garman, 1899)**

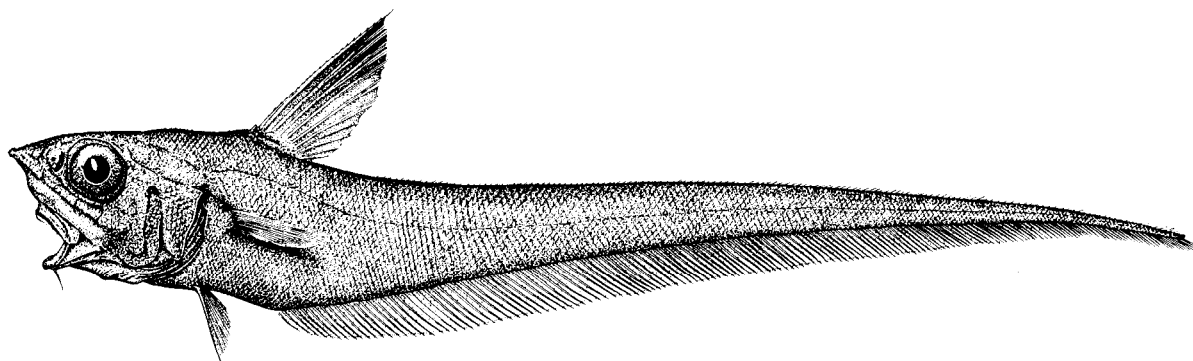
Fig. 635

MACROUR Nez 10

Scientific Name with Reference : *Macrus loricata* Garman, 1899, *Mem. Mus. Comp. Zool. Harvard*, 24: 208-209, pl. 47, figs 2,2b (Galapagos; 598 to 605 m; ALBATROSS sta. 3409, 3410).

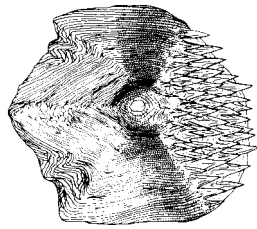
Synonyms : *Lionurus (Nezumia) loricatus* -- Gilbert & Hubbs, 1916; *Nezumia loricata* -- Makushok, 1967

FAO Names : En - Parrot grenadier



(from Iwamoto, 1979)

Fig. 635



scale

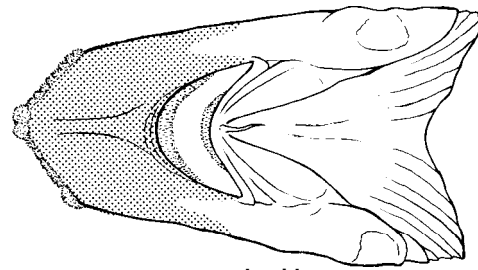
underside
(after Iwamoto, 1979)

Fig. 635

Diagnostic Features : Head about 17 to 20 percent of total length, with a strongly developed, angular suborbital ridge; snout moderately pointed, with spiny tubercular scales at the tip and lateral angles; scales absent on underside of snout and along part of suborbital region, but mandibles covered with small deciduous scales; upper jaws extend to slightly behind vertical through midorbit; orbits about 1/3 of head length; interorbital narrow, its width going 1.3 to 1.7 into orbit diameter. Teeth small, in moderate bands in both jaws, outer series of upper jaws slightly enlarged. Inner gill rakers on first arch 9 to 14 total. First dorsal fin with 2 spines and 9 to 12 segmented rays, the second spine serrated, its height 80 to 100% of head length; pectoral fin rays 20 to 25; pelvic fin rays 10 to 12, the outermost slightly prolonged, extending to 3rd or 4th anal ray. Measurements in percentages of head length: preoral length 25 to 30; upper jaw 29 to 33; outer gill slit 14 to 17; barbel length 10 to 17. Pyloric caeca 20 to 32. Body scales adherent, covered with dagger-shaped to narrowly triangular spinules arranged in somewhat convergent rows; 6.5 to 7.5 rows below midbase of first dorsal, 7.5 to 9 below origin of second dorsal. Anus closer to origin of pelvic fins than to that of anal fin. **Colour**: swarthy to medium brown, darker ventrally; fins blackish; mouth dusky.

Geographical Distribution : Galapagos Islands, off central Chile, and temperate Australia (Victoria and Western Australia) (Fig. 636).

Habitat and Biology : Benthopelagic in about 600 to 800 m depth in the Galapagos population, and to almost 1 500 in the Chilean population.

Size : To about 30 cm total length.

Interest to Fisheries : Taken as bycatch in trawl fisheries.

Literature : Garman (1899); Iwamoto (1979); Paxton *et al.* (1989).

Remarks : Two subspecies are recognized, *N. loricata loricata* from the Galapagos and *N. loricata atomos* from Chile. The species was recently listed from Australian waters (Paxton *et al.* 1989), but no subspecific designation was given. The Chilean and Australian records suggest a broad temperate distribution across the South Pacific.

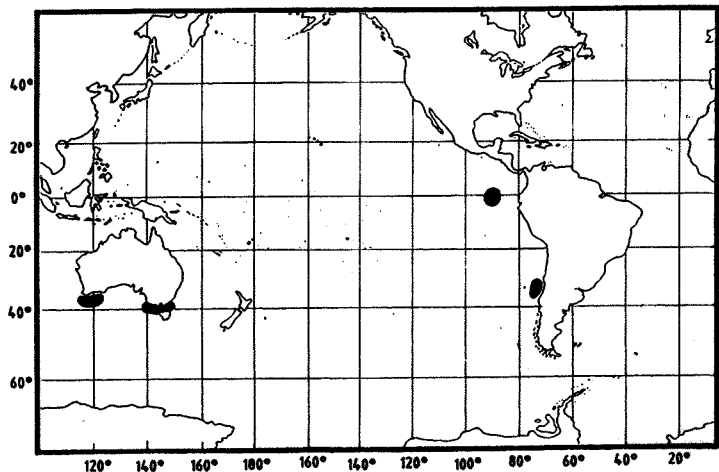


Fig. 636

***Nezumia micronychodon* Iwamoto, 1970**

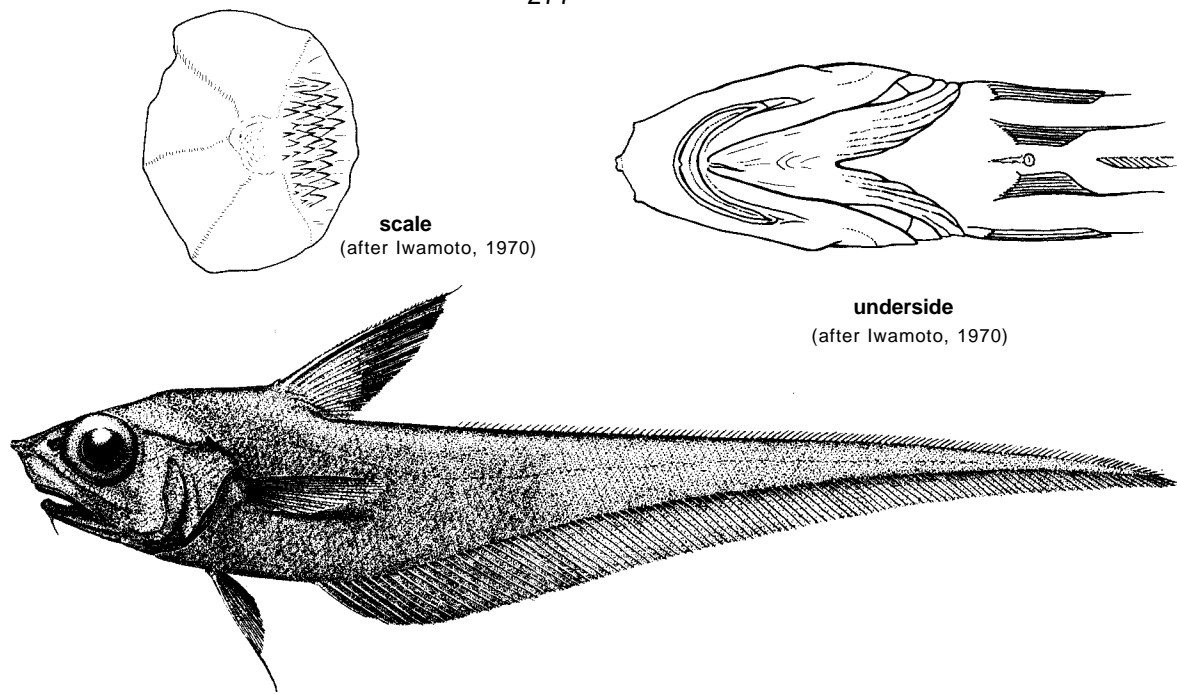
Fig. 637

MACROUR Nez 11

Scientific Name with Reference : *Nezumia micronychodon* Iwamoto, 1970, *Stud. Trop. Oceanogr. Miami*, (4)(pt. 2): 385, figs. 17a, 18-19, 20a, 21a, 22-23. (Gulf of Guinea, off Congo, 3°34'S, 9°58'E, 823 m).

Synonyms : None.

FAO Names : En - Smalltooth grenadier.



(from Iwamoto, in Smith & Heemstra, 1986)

Fig. 637

Diagnostic Features : Snout short, narrow, bluntly acute, tipped with a small bifid scute; underside naked, head otherwise completely scaled; gill membranes not broadly connected over isthmus; gill openings extend forward to below hind margin of orbits. Teeth small, conical, recurved, in wide bands; no enlarged premaxillary series. Inner gill rakers on first arch 1 or 2 + 11 to 15 (13 to 17 total). First dorsal fin with 2 spines and 10 or 11 rays; pectoral fin rays i19 to i24 (usually i20 to i22); pelvic fin rays 8 to 10. Measurements in percentages of head length: snout length 27 to 32; preoral length 17 to 20; orbit diameter 30 to 35; upper jaw 33 to 36; barbel 7 to 10. Pyloric caeca about 20. **Scale** spinules broad, shield-shaped (more slender in juveniles); scales below origin of second dorsal fin 6. **Colour**: brownish to swat-thy; trunk bluish to violet; fins blackish; mouth and gill cavities grey to blackish.

Geographical Distribution : West Africa, from Western Sahara (about 24°N) south to Angola (Fig. 638).

Habitat and Biology : Benthopelagic in 366 to 1 620 m depth, but in greatest abundance around 500 to 600 m. Investigation by Merrett & Marshall (1981) showed that specimens from northwestern Africa feed primarily on infaunal organisms, especially polychaetes (90% of contents) and a variety of small crustaceans. Smaller individuals (30 to 40 mm head length) feed mostly on epibenthic organisms, especially the copepod *Aetidopsis carinata*.

Size : To 34 cm total length.

Interest to Fisheries : Fairly abundant in the Gulf of Guinea, but not currently utilized, as far as known.

Literature : Iwamoto (1970).

Remarks : *Nezumia micronychodon* is readily distinguished from all other members of the genus by its high gill-raker count and the relatively unrestricted gill openings.

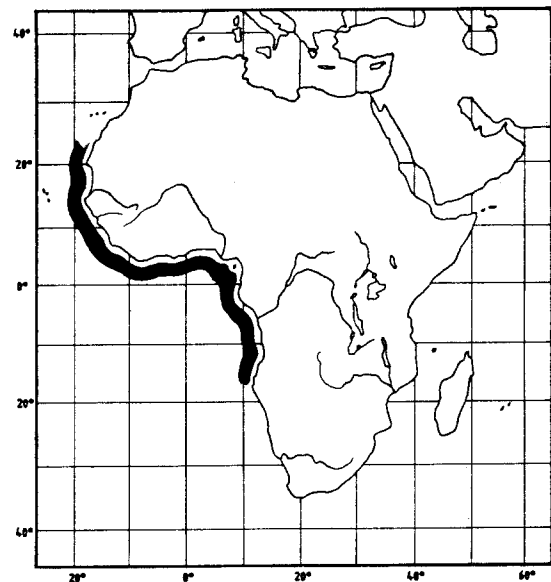


Fig. 638

Nezumia milleri Iwamoto, 1973

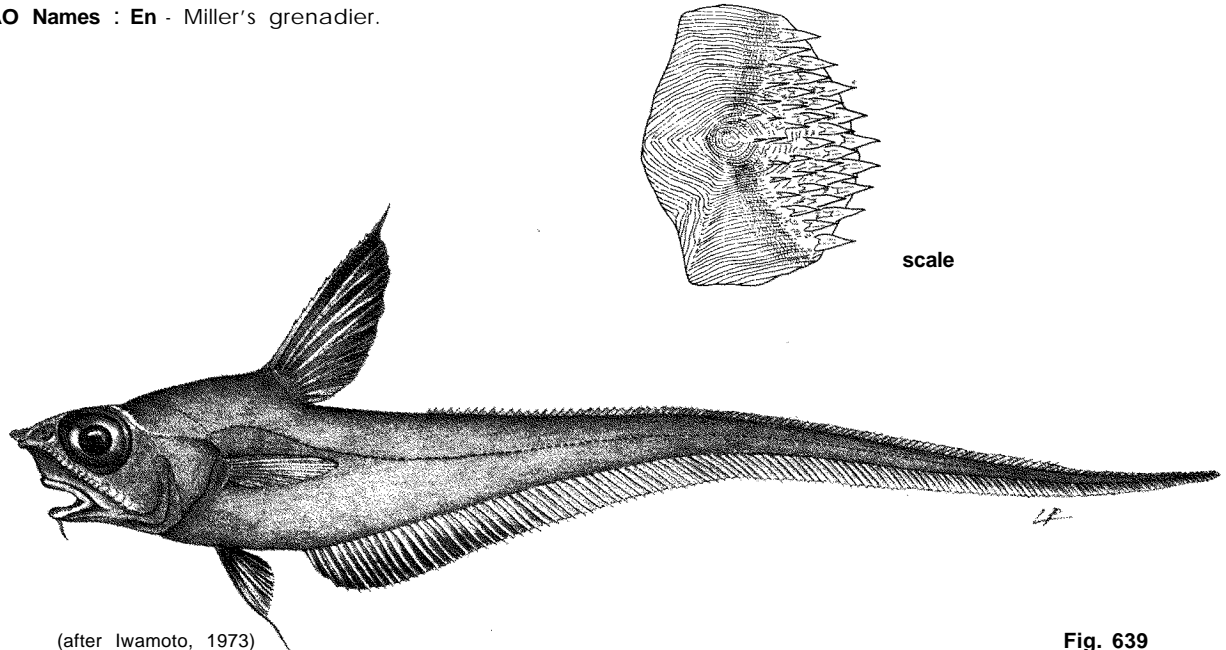
Fig. 639

MACROUR Nez 12

Scientific Name with Reference : *Nezumia milleri* Iwamoto, 1973, Proc. Biol. Soc. Wash., 86 (31): 373, figs. 1-4 (Angola, 17°23'5, 11°20'E. 366-412 m).

Synonyms : None

FAO Names : En - Miller's grenadier.



(after Iwamoto, 1973)

Fig. 639

Diagnostic Features : Snout short, acute, ventral surfaces in front of premaxillary symphysis naked, otherwise head surfaces completely scale-covered. Teeth small, in moderately wide bands. Inner gill rakers of first arch 2 + 8 or 9. First dorsal fin with 2 spines and 9 or 10 rays; pectoral fin rays 17 to 20; pelvic fin rays 8. Measurements in percentages of head length: snout length 25.5 to 27; orbit diameter 40 to 42; interorbital space 16 to 23; upper jaw length 29 to 33; orbit to angle of preopercle 30.5 to 35; barbel 11 to 14. Scale spinules moderately slender, lanceolate; scales below second dorsal fin 6 or 7; lateral-line scales over a distance equal to predorsal length 31 to 37. **Colour**: greyish brown to swarthy; trunk dark, violet tinged, fading on tail to medium brown; fins pale to blackish; first dorsal fin black on distal half; mouth blackish, gill cavity mostly black.

Geographical Distribution : Off Angola and probably Namibia (Fig. 640).

Habitat and Biology : Benthopelagic in 366 to 450 m depth.

Size : To 18 cm total length.

Interest to Fisheries : Species probably too small to be of interest to commercial fisheries.

Literature : Iwamoto (1973).

Remarks : Closely related to *N. aequalis* (Günther) but distinguishable from that species in having the combination of shorter snout and larger orbit.

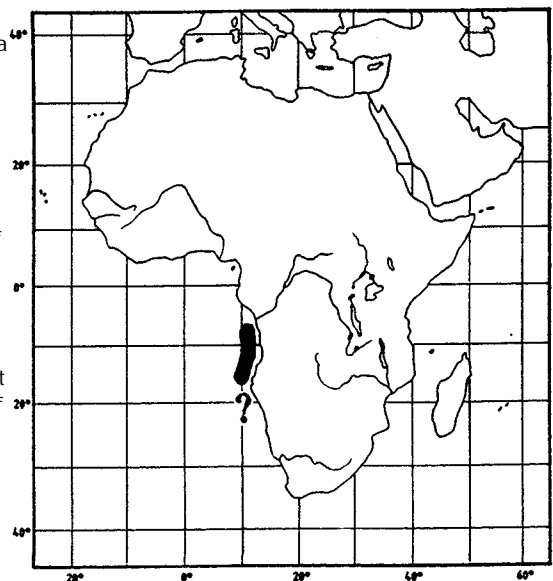


Fig. 640

Nezumia orbitalis (Garman, 1899)

Fig. 641

MACROUR Nez 13

Scientific Name with Reference : *Macrurus orbitalis* Garman, 1899, *Mem. Mus. Comp. Zool. Harvard*, 24: 207, pl. 47, fig. 1, 1 b (Gulf of Panama, 7° 32'36"N, 79° 16'W, 523 m; ALBATROSS sta. 3385).

Synonyms : *Lionurus (Nezumia) orbitalis* -- Gilbert & Hubbs, 1916; *Nezumia orbitalis* -- Makushok, 1967

FAO Names : En - Spectacled grenadier.

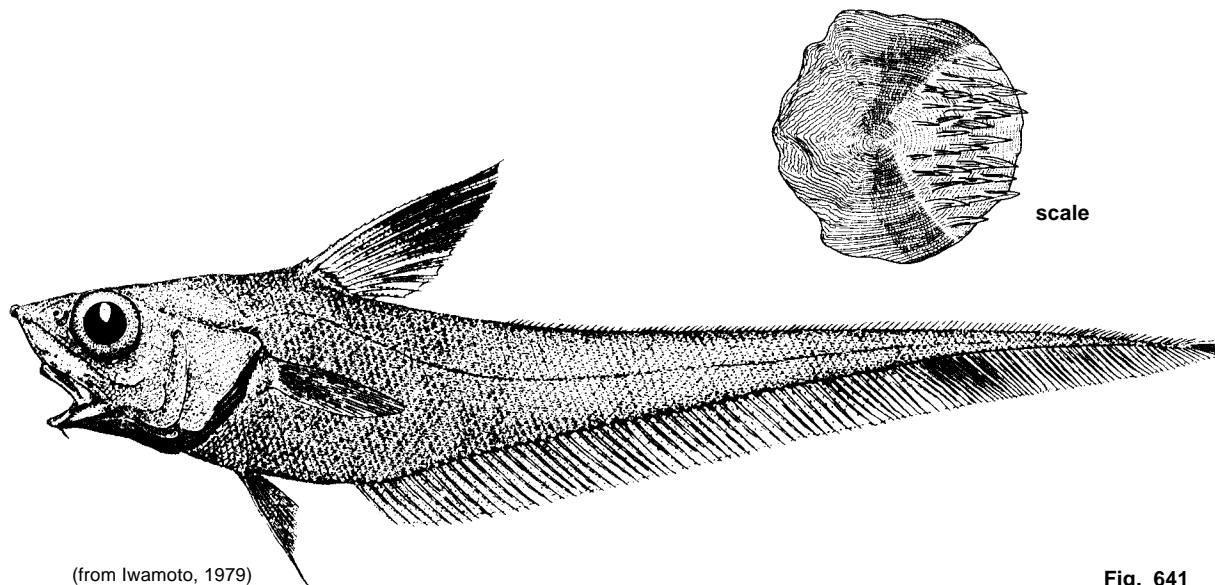


Fig. 641

Diagnostic Features : Snout short, conical, terminal snout scute small but stout; underside of snout and suborbital region mostly naked; mandibular rami with loose scales along midline of each ramus; cephalic pores of lateralis system indistinct. Teeth small, in moderately wide bands in both jaws, bands fall short of posterior end of rictus; outer premaxillary teeth slightly enlarged. Inner gill rakers on first arch 1 or 2 + 8 to 10 (10 to 11 total). First dorsal fin with 2 spines and 9 or 10 rays, serrations on second spine numerous, closely overlapping; pectoral fin rays 19 to 21; pelvic fin rays 9. Measurements in percentages of head length: snout length 25 to 30; orbit 29 to 34; interorbital space 17 to 19; upper jaw 27 to 32; orbit to angle of preopercle 33 to 40; barbel 6 to 12. Pyloric caeca 17 to 23. Body scales fairly large, densely covered with conical to narrowly lanceolate spinules aligned in as many as 15 convergent rows; scales below midbase of first dorsal fin 4.5 to 5.5, below second dorsal origin 6.5 to 7. **Colour**: reddish brown, abdominal region bluish black, head paler grey; orbit ringed with black; oral and gill cavities blackish; fins light, first dorsal fin black distally.

Geographical Distribution : Gulf of Panama to northern Peru (Fig. 642).

Habitat and Biology : Benthopelagic in 523 to 800 m depth.

Size : To about 20 cm total length.

Interest to Fisheries : This small species is occasionally taken in the bycatch of trawlers off Panama and Peru, but no catch statistics are maintained for the species and it is presumably not utilized.

Literature : Garman (1899); Iwamoto (1979).

Remarks : *Nezumia orbitalis* is likely to be confused only with *N. latirostrata*, with which it shares a similar range and depth distribution, but it can be distinguished from that species by the dorsal fin being distinctly black-blotched distally (vs. blackish overall), the prominent black-rimmed orbits (vs. lacking black rim), and its generally paler colour.

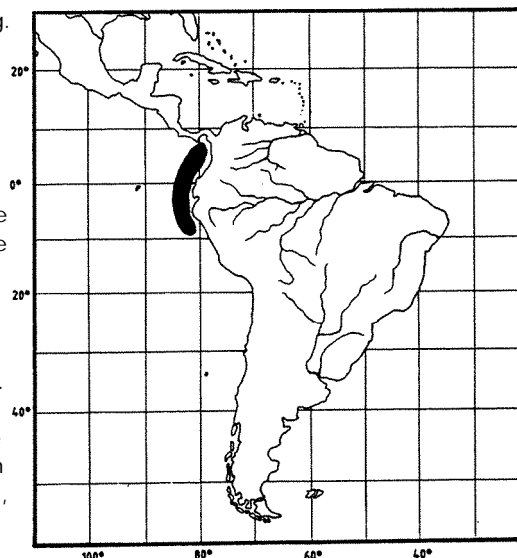


Fig. 642

Nezumia propinqua (Gilbert & Cramer, 1897)

Fig. 643

MACROUR Nez 14

Scientific Name with Reference : *Macrourus propinquus* Gilbert & Cramer, 1897: Proc. U.S. Natl. Mus. 19: 424, pl. 42, fig. 2 (Kaiwi Channel, Hawaiian Islands, 351 fms [642 ml]).

Synonyms : *Lionurus propinquus* -- Gilbert & Hubbs, 1916; *Nezumia propinquus* -- Marshall & Iwamoto, in Marshall, 1973.

FAO Names: En - Aloha grenadier

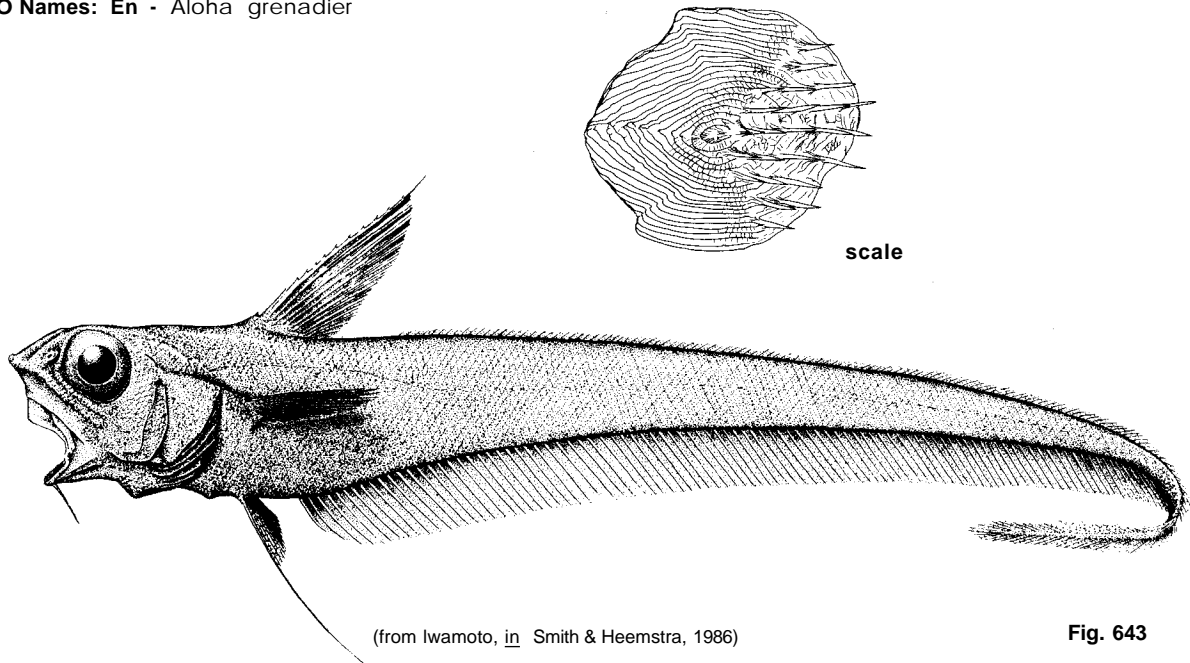


Fig. 643

Diagnostic Features : Snout rather blunt; terminal and lateral snout scutes large, blunt; undersides of snout, mandible, most of suborbital, and part of lower margin of preopercle naked. Teeth in moderately wide bands, outer series in upper jaw slightly enlarged. Inner gill rakers on first arch usually 2 + 7 or 8 (9 or 10 total), outer gill rakers on second arch 1 or 2 + 7 or 8. First dorsal fin with 2 spines and 11 or 12 rays, serrations on second spine slender, rather widely spaced; pectoral fin rays i18 to i23; pelvic fin rays 13 to 17. Measurements in percentages of head length: snout length 28 to 32; orbit diameter 31 to 37; interorbital space 22 to 28; upper jaw 31 to 36; orbit to angle of preopercle 28 to 35; barbel 14 to 22. Pyloric caeca 22 to 32. Spinules on body scales sharp, needlelike, in parallel rows; scales below second dorsal fin 9 to 12; lateral-line scales over distance equal to predorsal length 33 to 34. **Colour**: brownish overall, violaceous over abdomen; gill membranes blackish; fins dusky, first dorsal blackish distally.

Geographical Distribution : Hawaiian Is., southern Africa off Mozambique, Kyushu-Palau Ridge, and Sala y Gomez Ridge (southeastern Pacific) (Fig. 644).

Habitat and Biology : Benthopelagic in 523 to 870 m depth. Off Hawaii Gilbert (1905) reported individuals taken in June by the ALBATROSS had been feeding exclusively on small eggs; mature eggs were found in a specimen taken in August.

Size : To about 27 cm total length.

Interest to Fisheries : Occasionally taken in trawls fished in deep waters off Hawaii, but of no commercial interest.

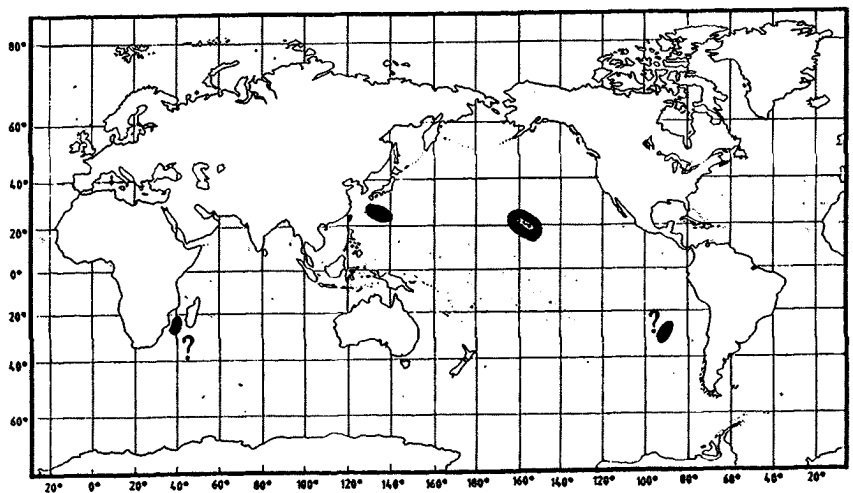


Fig. 644

Local Names : USA: Kaiwi Channel grenadier.

Literature : Gilbert (1905); Iwamoto (in Smith & Heemstra, 1986)

Remarks : This species is close to *N. condylura* from Japan. Differences between the two appear to lie in the steeper dorsal profile of the nape in *N. propinqua*; its slightly higher pelvic fin ray count; somewhat longer pectoral and pelvic fins (60 to 67% head length and 79 to 107% head length, respectively, compared with about 55 to 61% and 68 to 81%); and anus closer to pelvic fin bases (distance anus to anal fin 25 to 32% of head length, compared with 15 to 20% in *N. condylura*).

***Nezumia proxima* (Smith & Radcliffe, 1912)**

Fig. 645

MACROUR Nez 15

Scientific Name with Reference : *Macrourus proxima* Smith & Radcliffe, 1912, Proc. U.S. Natl. MUS. 43: 119, pl. 26, fig. 2 (Sogod Bay, Leyte, Philippines; 502 fms [918 m]; ALBATROSS sta. 5202).

Synonyms : *Macrourus nasutus* (non *Coryphaenoides nasutus* Günther); *Lionurus proximus* -- Gilbert & Hubbs, 1920; *Lionurus abei* Matsubara, 1943; *Nezumia proximus* -- Okamura, 1970a.

FAO Names : En - Short-tail grenadier

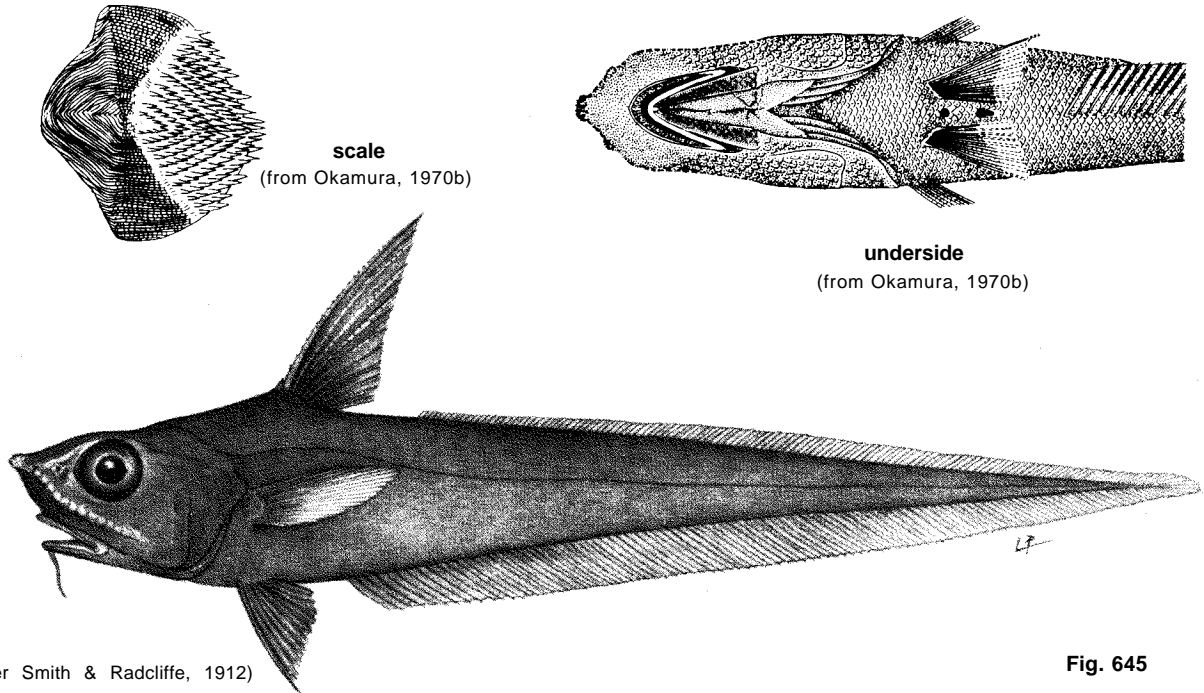


Fig. 645

Diagnostic Features : Snout short, conical; terminal and lateral snout scutes broad, spiny; underside of snout and part of infraorbital region naked; mandibular rami with small deciduous scales posteriorly; pores large and prominent on head. Teeth in broadly tapered bands in both jaws, outer series of premaxillary slightly enlarged. Inner gill raker on first arch usually 2 + 7 or 8. First dorsal fin with 2 spines and 9 to 11 rays, serrations on second spine widely spaced, non-overlapping, varying from 6 in 133 mm specimens to 18 in 249 mm specimens; pectoral fin rays i17 to i19; pelvic fin rays 9 (rarely 8 or 10). Measurements in percentages of head length: snout length 23 to 31; orbit diameter 28 to 33 (35); interorbital space 15 to 25; upper jaw 31 to 34; orbit to angle of preopercle 27 to 39; barbel 15 to 23. Pyloric caeca 24 to 31. Scales small, those on body covered with long slender spinules aligned in 4 to 26 discrete parallel rows (number of spinule rows size dependent; fewest in smallest specimens); spinules range from conical to hastate; scales below midbase of first dorsal 6 or 7; below second dorsal origin 7 to 9. **Colour**: overall dark brown, abdominal region blackish; mouth cavity greyish, gill cavity whitish with blackish margins; pelvic fins blackish, other fins dusky.

Geographical Distribution : Recorded from southern Japan, East China Sea, and Philippines; distribution probably continuous between these points (Fig. 646).

Habitat and Biology : Benthopelagic in 355 to 910 m depth; temperature preferences about 4 to 8°C.

Size : To about 37 cm total length.

Interest to Fisheries : Apparently a fairly common species in southern Japan and the East China Sea, but no catch statistics are maintained as far as known.

Local Names : JAPAN: Higo-sokodara

Literature : Radcliffe (1912); Gilbert & Hubbs (1916); Okamura (1970a); Okamura, Amaoka & Mitani (1982).

Remarks : *Nezumia spinosa* (Gilbert & Hubbs, 1916) has been synonymized with this species by Okamura (1970a), but the two species are quite different, *N. spinosa* having a much higher first dorsal fin (about 130 to 160% of head length), the spine and proximal portions of segmented rays black; underside of head completely naked; scale spinulation long, conical, needlelike; pelvic fin rays 8; barbel slightly shorter (12 to 15% head length); suborbital slightly narrower (12 to 13% of head length vs. 13.5 to 16%); and various other less-notable differences.

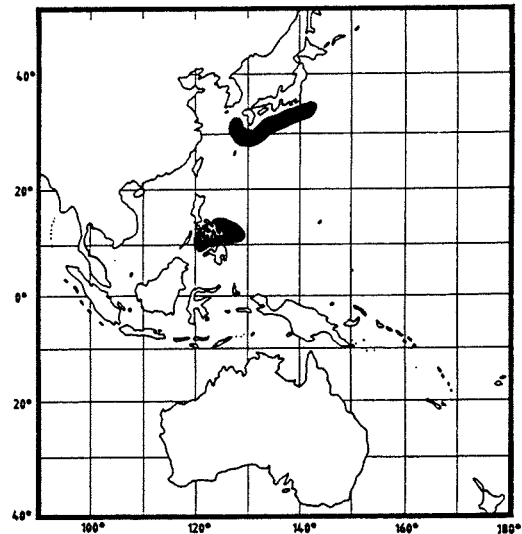


Fig. 646

Nezumia pudens Gilbert &Thompson, 1916

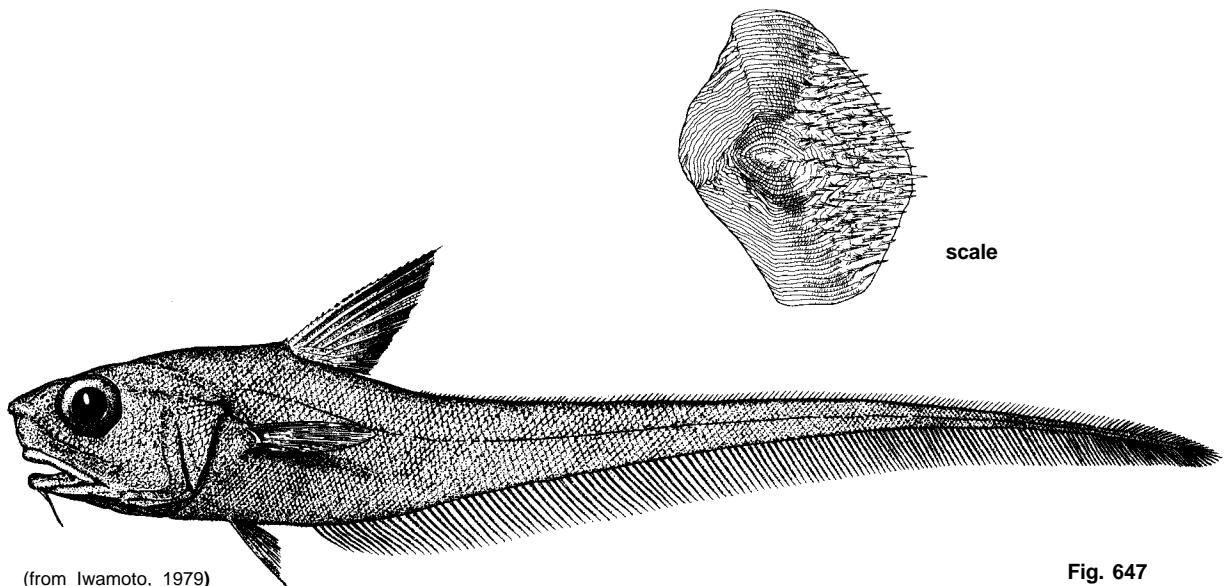
Fig. 647

MACROUR Nez 16

Scientific Name with Reference : *Nezumia pudens* Gilbert & Thompson, 1916, Proc. U.S. Natl. Mus. 50: 472-473, pl. 5, fig. 2 (off Lota, Chile; 38°08'S, 75°53'W; 1 240 m).

Synonyms : *Lionorus (Nezumia) pulchella* -- Gilbert & Hubbs, 1916; *Macruroplus pudens*--Fowler, 1944.

FAO Names : En - Atacama grenadier.



(from Iwamoto, 1979)

Fig. 647

Diagnostic Features : Head relatively compressed laterally, surfaces smoothly rounded, suborbital ridge low; snout short, blunt and narrow, terminal and lateral angles not especially set off from adjacent scales; scales cover most of head except for a ventromedian strip on the snout and ventral margin of suborbital region; orbits longer than interorbital width, upper jaws extend posteriorly to below hind edge of pupil. Teeth small, in broad tapered bands, outer series of upper jaw enlarged. Inner gill rakers on first arch 9 to 10 total. First dorsal fin with 2 spines and 9 to 11 rays; spinous second ray armed with slender, sharp spikes, fairly widely spaced along leading edge, its height 80 to 95% of head length; pectoral fin rays 19 to 24; pelvic fin rays 10 or 11, the outermost filamentous and extending beyond anal fin origin. Measurements in percentages of head length: snout length 18 to 22; orbits 31 to 35; interorbital width 22 to 23; upper jaw 30 to 39; outer gill slit 14 to 18; barbel length 20 to 25. Anus in the middle third of space between pelvic fin bases and origin of anal fin. Pyloric caeca numerous, about 35 to 45. Body scales densely covered with slender, sharp spinules arranged in quincunx pattern or in close, strongly convergent rows; scales below midbase of first dorsal 7.5 to 8.5; scale rows below origin of second dorsal 8.5 to 10. **Colour**: medium brown, blackish ventrally; fins, gill membranes, and linings of mouth and gullet also blackish; first dorsal fin slightly paler near base.

Geographical Distribution : Central Chile (between 32°S and 38°S) (Fig. 648).

Habitat and Biology : Benthopelagic in 580 to 1 238 m depth.

Size : To at least 40 cm total length.

Interest to Fisheries : Taken incidentally by trawlers fishing in deep waters off Chile, but no catch statistics are maintained.

Literature : Gilbert & Thompson (1916); Iwamoto (1979).

Remarks : In the eastern Pacific, *Nezumia pudens* is likely to be confused only with *N. stelgidolepis*, *N. pulchella*, and *N. liolepis*, but can be distinguished from those species by its more fully scaled head, smaller mucous pores on suborbital and mandibles, shorter gill filaments (less than diameter of eye lens), and more posteriorly placed first dorsal fin.

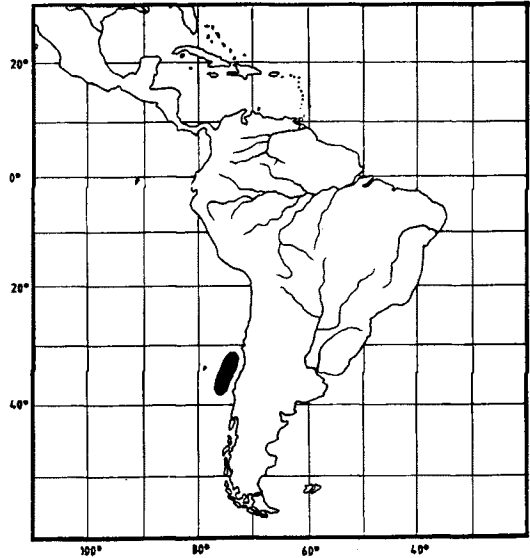


Fig. 648

***Nezumia pulchella* (Pequeño, 1971)**

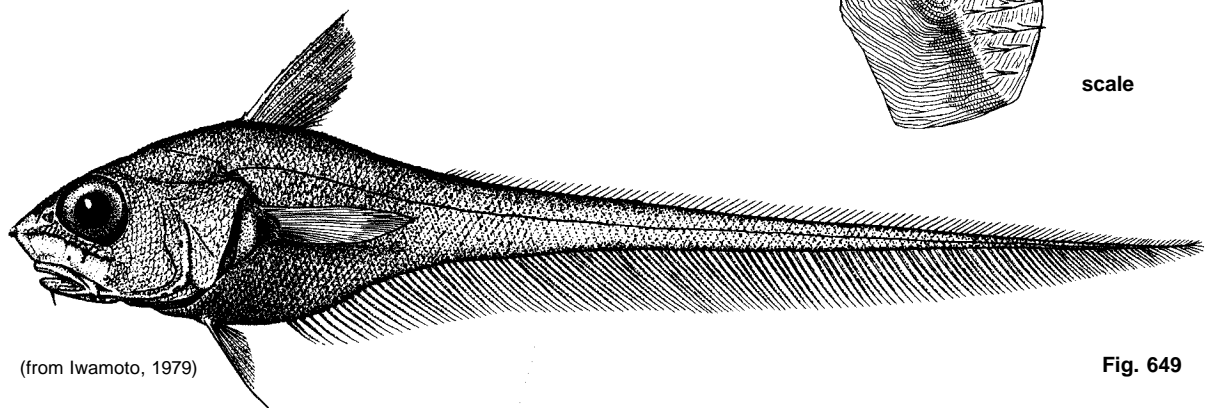
Fig. 649

MACROUR Nez 17

Scientific Name with Reference : *Macruropus pulchellus* Pequeño, 1971 *Bol.Mus. Nac. Hist. Nat. Santiago*, 32: 293, fig. 17 (off Chile; 25°26'S, 70°37'W; 374-424 m).

Synonyms : *Nezumia pulchella* -- Iwamoto, 1979.

FAO Names : En - Thumb grenadier.



(from Iwamoto, 1979)

Fig. 649

Diagnostic Features : Snout rather narrow, bluntly pointed, protruding slightly beyond the rather large mouth; suborbital ridge well developed, low and not markedly raised; terminal snout scute well developed; underside and upper leading margin of snout, underside of suborbital, mandible, lower edge of preopercle, and gill membranes naked; pores of lateralis system prominent on head. Teeth small, in moderate bands in upper jaws, outer series slightly enlarged; in broad tapered bands in lower jaw; teeth extend posteriorly almost to end of rictus. Inner gill rakers on first arch 1 to 3 + 7 to 9 (9 to 11 total), on second arch 8 to 10 total. First dorsal fin with 2 spines and 10 or 11 rays, serrations on second spine numerous, closely set; pectoral fin rays i18 to i27; pelvic fin rays 11 or 12. Measurements in percentages of head length: snout length 21 to 26; orbit diameter 30 to 34; interorbital width 20 to 25; upper jaw 30 to 34; orbit to angle of preopercle 34 to 38; barbel 9 to 16. Pyloric caeca 23 to 31. Body scales densely covered with small conical spinules arranged in parallel to slightly convergent rows; scales below midbase of first dorsal 4.5 to 6, below origin of second dorsal fin 5.5 to 7.5. **Colour**: swarthy to medium brown overall, blackish ventrally, bluish tinge over abdomen; oral and gill cavities generally pale but blackish around margin of latter; fins dusky to blackish, first dorsal fin blacker distally.

Geographical Distribution : Northern Peru (7°49'S) to central Chile (33°S) (Fig. 650).

Habitat and Biology : Benthopelagic in 250 to 960 m depth.

Size : To at least 30 cm total length.

Interest to Fisheries : This species is taken incidentally by trawlers fishing in deep waters off Chile and Peru, but no catch statistics are maintained for it.

Literature : Pequeño (1971); Iwamoto (1979).

Remarks : *Nezumia pulchella* is closely related to *N. stelgidolepis*, the two overlapping in their distributions in Peru. The pelvic fin ray count (9 or 10 in *N. stelgidolepis*), scale spinules (conical to lanceolate, in somewhat quincunx order in *N. stelgidolepis*), and absence of scales on branchiostegal membranes distinguish the two. *Nezumia pudens* from Chile is distinguishable by its fully scaled underside of head and shorter barbel (9 to 16% of head length).

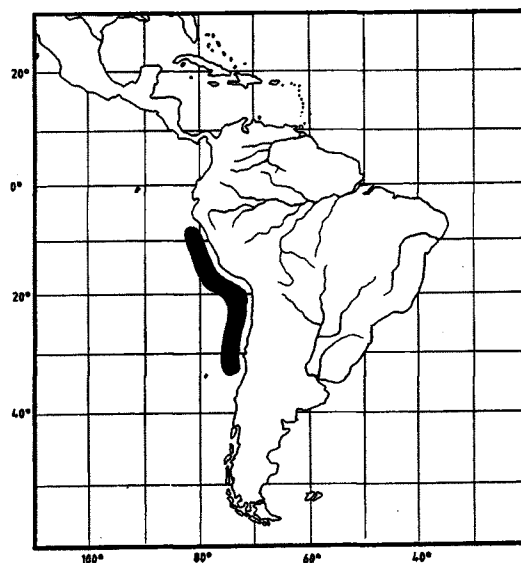


Fig. 650

Nezumia sclerorhynchus (Valenciennes, 1838)

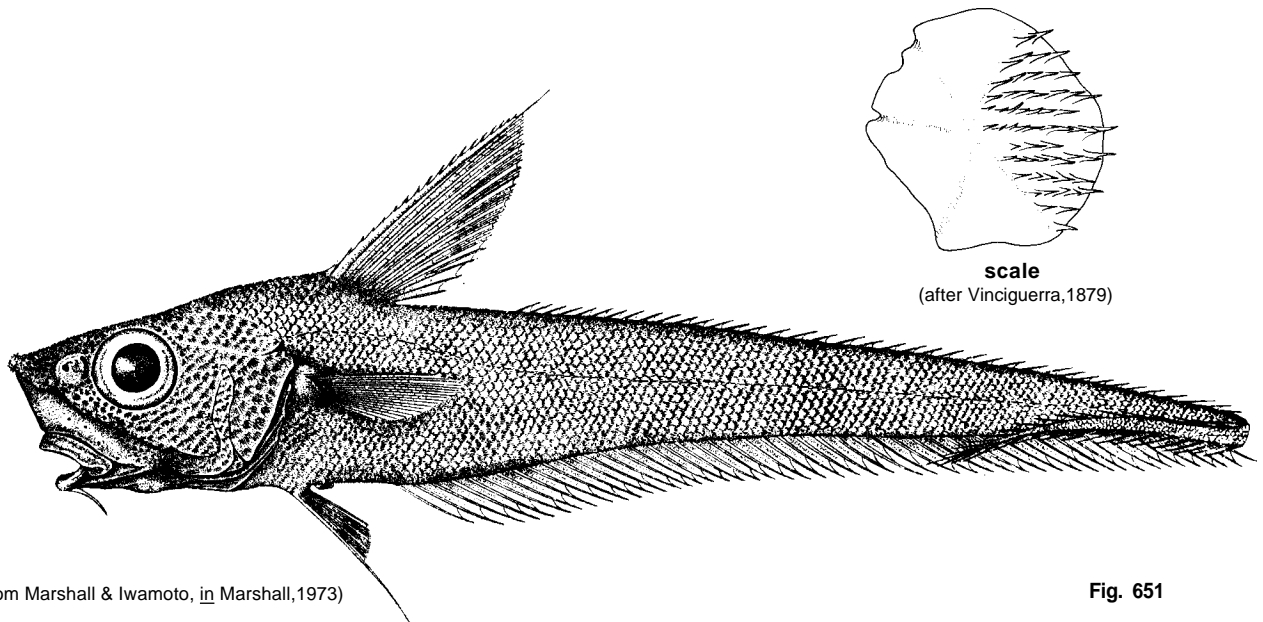
Fig. 651

MACROUR Nez 18

Scientific Name with Reference : *Macrourus sclerorhynchus* Valenciennes, in Webb & Berthelot, Hist. Nat. des îles Canaries, Zool., pt. 1, Ichthyol., 1838: 80, pl. 14, fig. 1 (Canary Is.).

Synonyms : *Coryphaenoides serratus* -- Thomson, 1878; *Macrurus violaceus* Zugmayer, 1911; *Lionurus (Nezumia) sclerorhynchus* -- Gilbert & Hubbs, 1916; *Macruroplus sclerorhynchus* -- Fowler, 1936; *Macruroplus violaceus* -- Fowler, 1936; *Nezumia sclerorhynchus* -- Grey, 1956.

FAO Names : En - Roughtip grenadier.



(from Marshall & Iwamoto, *in* Marshall, 1973)

Fig. 651

Diagnostic Features : Snout short, bluntly acute; terminal snout scute broad, blunt; ventral surface of snout naked posteriorly onto most of suborbital, mandible mostly naked, pores prominent on head. Teeth small, in wide bands. Inner gill rakers on first arch usually 1 or 2 + 7 to 9 (9 to 11 total). First dorsal with 2 spines and 9 to 11 rays, serrations on second spine slender, rather widely spaced, 21 or fewer; pectoral fin rays 16 to 20; pelvic fin rays 9 (rarely 7, 8, or 10). Measurements in percentages of head length: snout length 27 to 34; orbit diameter 31 to 41; interorbital space 22 to 29; upper jaw length 24 to 32; orbit to angle of preopercle 31 to 38; barbel 11 to 22. Pyloric caeca 22 to 25. Spinules on body scales slender, conical, reclined, arranged in converging rows, median row somewhat enlarged in some scales; scales below second dorsal origin 9; lateral-line scales over distance equal to predorsal length 34 to 40. **Colour**: in alcohol brownish overall, paler on head, violet tinged over abdomen, some silvery reflections; fins pale to blackish; first dorsal fin uniformly blackish; mouth and gill cavity mostly black.

Geographical Distribution : North Atlantic to the north of the Gulf of Guinea in the east, into the Mediterranean Sea, and north of Straits of Florida in the west (Fig. 652).

Habitat and Biology : Benthopelagic in 130 to 1 097 m depth, with the species most numerous in depths of 450 to 730 m (Marshall & Iwamoto, 1973) in the open Atlantic and in 500 to 800 m in the Mediterranean (Rannou, 1976). Feeds on small crustaceans (copepods, amphipods, decapods, mysids, etc.) and polychaetes. Sexual maturity is attained at 30 to 40 mm in head length, which corresponds to an age of 11 to 20 years (Merrett & Marshall, 1981)

Size : To about 27 cm total length.

Interest to Fisheries : Taken as bycatch in trawls.

Literature : Vinciguerra (1879); Vaillant (1888); Collett (1896); Zugmayer (1911); Koefoed (1927); Marshall & Iwamoto, *in* Marshall (1973); Rannou (1976); Merrett & Marshall (1981). (See Grey, 1956, and Marshall, 1973, for extensive references.)

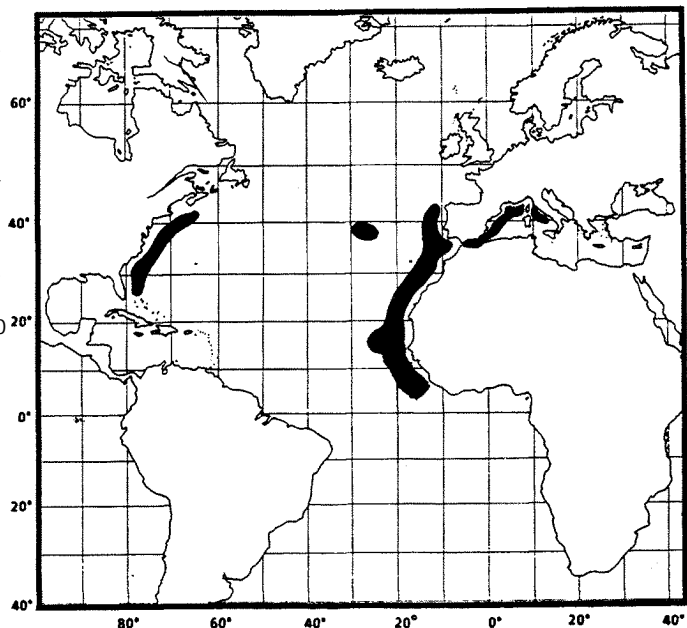


Fig. 652

Remarks : Sometimes confused with *Nezumia aequalis* (Günther) but easily distinguished from that species in having the ventral aspects of snout, suborbital, and mandible mostly naked; conical rather than shield-shaped spinules; and enlarged head pores.

Nezumia stelgidolepis (Gilbert, 1890)

Fig. 653

MACROUR Nez 19

Scientific Name with Reference : *Macrurus (Macrurus) stelgidolepis* Gilbert, 1890, *Proc. U.S. Natl. Mus.*, 13: 116 (off Pt. Conception, California, USA; 34°10'45"N, 120°16'45"W; 488 m; ALBATROSS sta. 2960).

Synonyms : *Macrurus gracillicauda* Garman, 1899; *Lionurus (Nezumia) stelgidolepis* -- Gilbert & Hubbs, 1916; *Lionurus stelgidolepis* -- Barnhart, 1936; *Nezumia stelgidolepis* -- Roedel, 1951; *Nezumia gracillicauda* -- Marshall & Iwamoto, in Marshall, 1973.

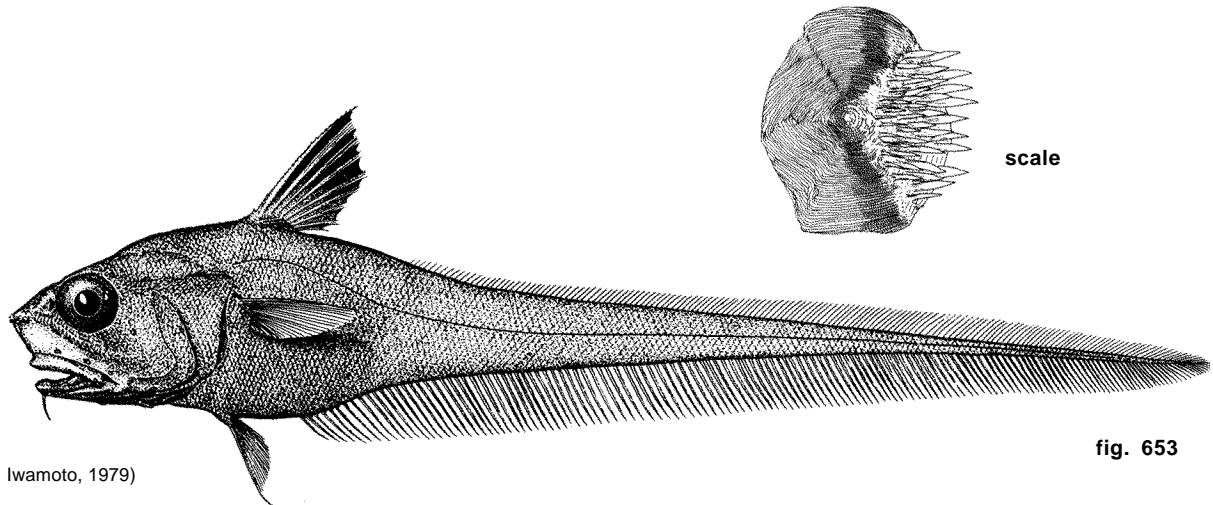


fig. 653

Diagnostic Features : Snout narrow, bluntly pointed, protruding slightly beyond rather large mouth; terminal snout scute developed but not conspicuously; suborbital ridge low, not markedly raised; underside of snout, most of suborbital region, and anterior half of mandible naked; lowermost branchiostegal rays scaled; pores of lateralis system prominent on head. Teeth small, in broad tapered bands in both jaws; outer premaxillary series slightly enlarged; teeth extend posteriorly almost to end of rictus. Inner gill rakers on first arch 10 or 11 total, on second arch 9 to 11. First dorsal fin with 2 spines and 9 or 10 segmented rays, serrations on second spine numerous, closely spaced; pectoral fin rays i19 to i25; pelvic fin rays 9 or 10. Measurements in percentages of head length: snout length 22 to 28; orbit diameter 26 to 32; interorbital space 20 to 26; upper jaw length 31 to 37; orbit to angle of preopercle 35 to 45; barbel length 15 to 26. Pyloric caeca 24 to 58. Body scales densely covered with conical to narrowly lanceolate spinules arranged in short, slightly convergent rows; scales below second dorsal origin 7 or 8. **Colour**: swarthy overall, but blackish ventrally, bluish tinge over abdominal region; oral and gill cavities generally pale with some blackish areas; fins dusky to blackish, first dorsal fin slightly paler basally.

Geographical Distribution : A wide-ranging species known from British Columbia off Vancouver Island to southern Peru (18°10'S) (Fig. 654).

Habitat and Biology : Benthopelagic in 277 to 909 m depth.

Size : To about 45 cm total length.

Interest to Fisheries : This common species is taken incidentally by trawlers fishing for Dover sole in deep waters off northern and central California, and perhaps elsewhere, but is not landed so far as known.

Local Names : USA: California grenadier.

Literature : Gilbert (1890); Garman (1899); Iwamoto & Stein (1974); Iwamoto (1979).

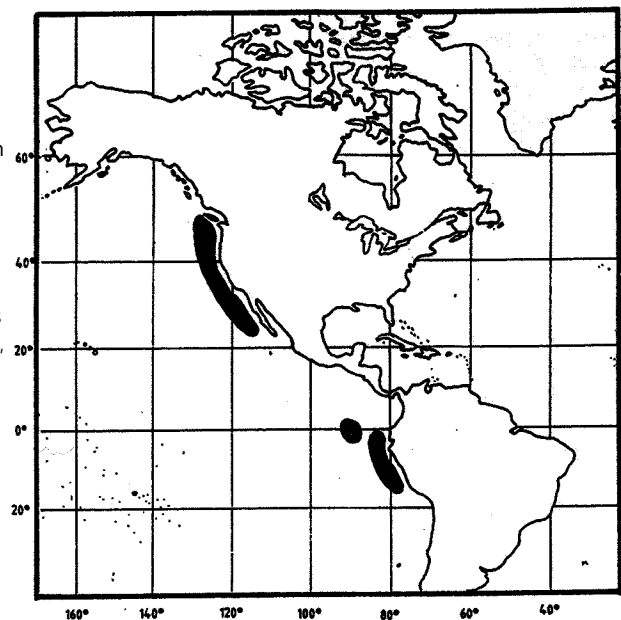


Fig. 654

Sphagemacurus Fowler, 1925

MACROUR Spha

Genus with Reference : *Sphagemacurus* Fowler, 1925, Am.Mus. Novit. 162:3 (type species *Macrurus hirundo* Collett, 1896, by original designation).

Synonyms : *Grenurus* Parr, 1946 (type species *Grenurus grenadae* Parr, 1946, by original designation).

Diagnostic Features : Macrourines with 7 branchiostegal rays. Body compressed and deep; snout blunt, high, tipped with a strong terminal scute, naked ventrally. A short barbel present. Jaw teeth small, in narrow bands. First dorsal fin base elevated; pelvic fin origin below gill cover, well forward of pectoral fin bases; anal fin origin below or anterior to base of first dorsal fin. Anus and urogenital openings in middle of a broad periproct spanning about 2/3 of the area between pelvic and anal fins (Fig. 655). Precaudal vertebrae 11 or 12. Swimbladder with 2 retia mirabilia. Body scales with short, sharp spinules arranged in parallel to slightly divergent rows (Fig. 656); reticulate structure developed.

Habitat, Distribution and Biology : Benthopelagic in about 500 to 2 300 m. Apparently worldwide in tropical waters, except absent in eastern Pacific.

Size : To about 25 cm total length:

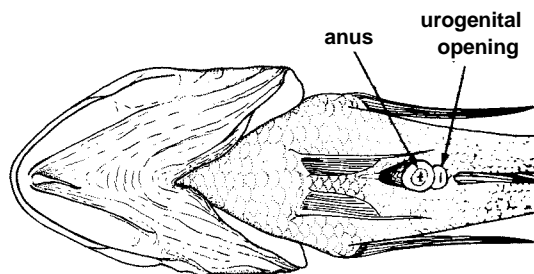
Interest to Fisheries : In the Gulf of Mexico, *S. grenadae* is taken occasionally as part of the bycatch of deepwater trawlers. Off Hawaii, *S. gibber* was occasionally taken in moderate numbers during exploratory deepwater trawling in the 1960's. The species are too small and never found in sufficient quantity to be of commercial interest except as bycatch.

Literature : Fowler (1925); Parr (1946); Marshall (1973).

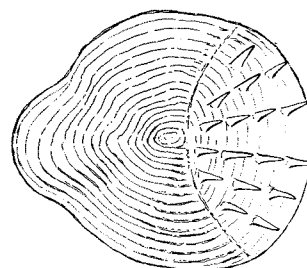
Remarks : Characters used to construct the key to species were taken from the literature and from limited study specimens. The key should be used with that thought in mind.

Key to Species of *Sphagemacurus*

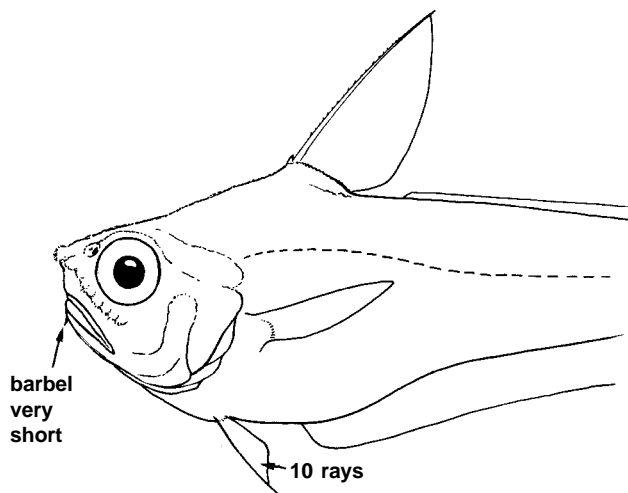
- 1a. Inner gill rakers on first arch 14 or 15 total; length of upper jaw 40 to 41% of head length; interorbital space 30 to 32% of head length; pelvic fin rays 12 or 13.....***S. gibber*** (Hawaiian Islands)
- 1b. Inner gill rakers on first arch 11 or fewer; length of upper jaw less than 40% of head length; interorbital space less than 30% of head length; pelvic fin rays 8 to 14
 - 2a. Barbel much less than 1/2 orbit; inner gill rakers on lower limb of first arch 7; pelvic fin rays 10 ***S. decimalis*** (Philippines, Fig.657)
 - 2b. Barbel about equal to or more than 1/2 orbit diameter; inner gill rakers on lower limb of first arch 7 or more; pelvic fin rays 8 to 14



underside Fig. 655



scale Fig. 656
(after Gilbert & Hubbs, 1920)



S. decimalis Fig. 657
(after Gilbert & Hubbs, 1920)

3a. Orbit about 1.2 times or more into distance orbit to angle of preopercle; pelvic fin rays 8 to 10; barbel about 1/2 or less of greatest orbit diameter ***S. richardi***
(Indonesia, Fig.658)

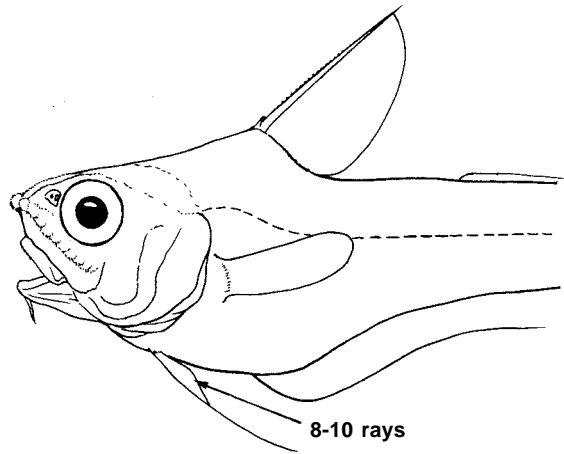
3b. Orbit less than 1.2 times into distance orbit to angle of preopercle; pelvic fin rays 10 to 14; barbel about 1/2 or more of greatest orbit diameter

4a. Orbit diameter 31 to 36% of head length, shorter or longer than snout; barbel 16 to 31% of head length; pelvic fin rays 11 to 14 ***S.pumiliceps***
(Indian O., Philippines, Indonesia)

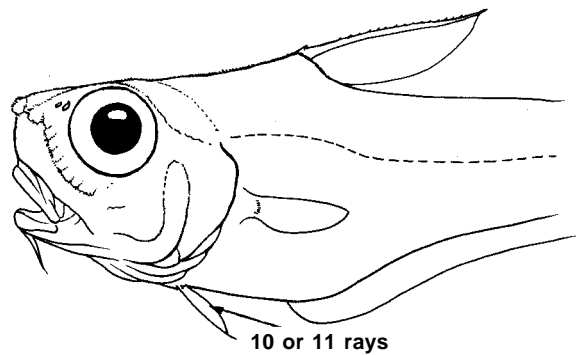
4b. Orbit diameter 33 to 40% of head length, longer than snout; barbel 18.5 to 26% of head length; pelvic fin rays 10 to 12

5a. Interorbital space 26 to 30 of head length; upper jaw 37 to 39% of head length; pelvic fin rays 10 or 11 ***S. hirundo***
(NE Atlantic, Fig.659)

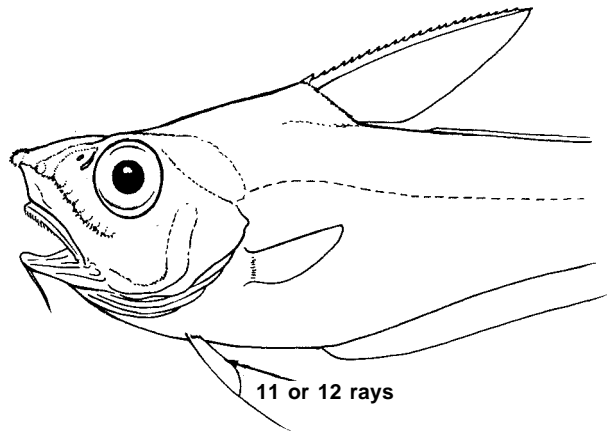
5b. Interorbital space 22 to 27% of head length; upper jaw 34 to 37% of head length; pelvic fin rays 11 or 12 ***S. grenadae***
(W Atlantic, Fig.660)



S. richardi Fig. 658
(after Weber & de Beaufort, 1929)



S. hirundo Fig. 659
(after Nybelin, 1948)



S. grenadae Fig. 660
(after Marshall, 1973)

List of Species

- Sphagemacrurus decimalis*** (Gilbert & Hubbs, 1920)
Sphagemacrurus gibber (Gilbert & Cramer, 1897)
Sphagemacrurus grenadae (Parr, 1946)
Sphagemacrurus hirundo (Collett, 1896)
Sphagemacrurus richardi (Weber, 1913)
Sphagemacrurus pumiliceps (Alcock, 1894)

Sphagemacrurus grenadae (Parr, 1946)

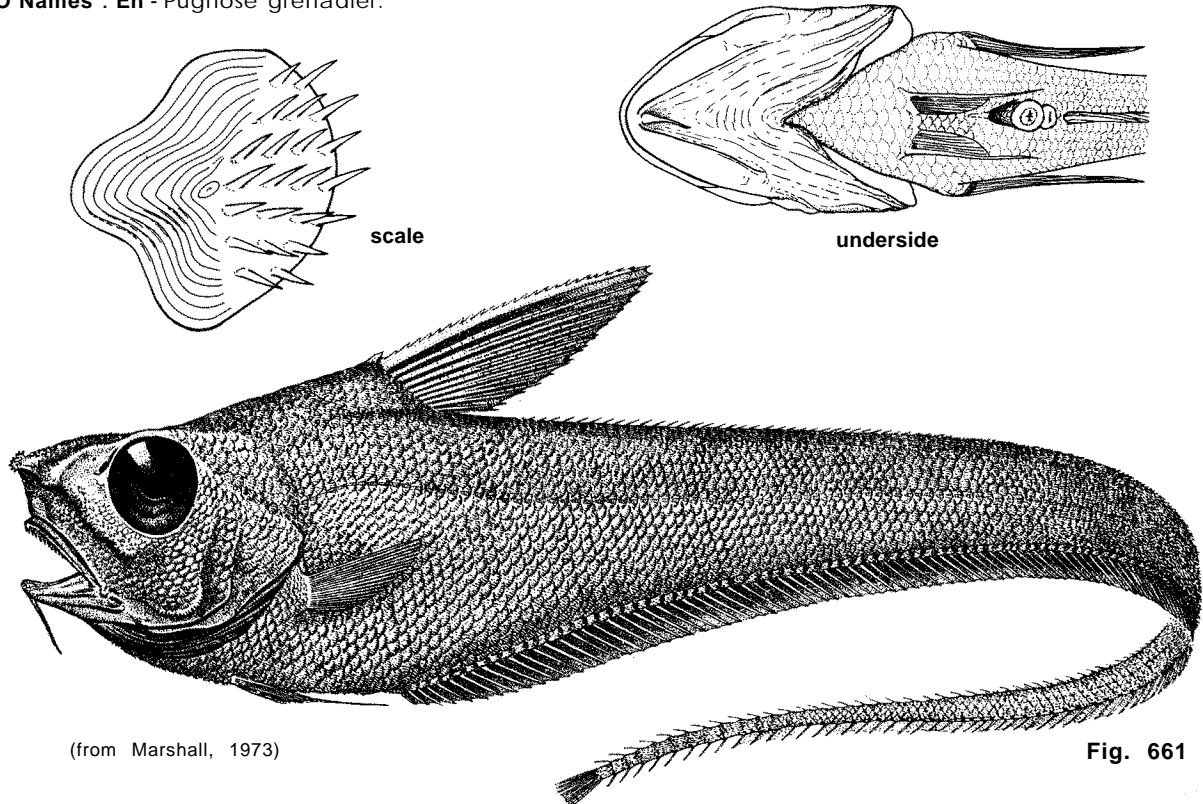
Fig. 661

MACROUR Spha 1

Scientific Name with Reference : *Grenurus grenadae* Parr, 1946, *Bull. Bingham Oceanogr. Coll.* 10 (1): 46 (off Grenada, West Indies: 12°03'55"N, 61°49'40"W; 576 fms, [1053 m]; BLAKE sta. 265).

Synonyms : *Sphagemacrurus grenadae* -- Marshall, 1973.

FAO Names : En - Pugnose grenadier.



(from Marshall, 1973)

Fig. 661

Diagnostic Features : Orbit longer than snout, about 0.9 to 1.1 times into distance orbit to angle of preopercle; barbel more than 1/2 orbit diameter. Inner gill rakers on first arch 9 or 10 total. Pelvic fin rays 11 or 12. Measurements in percentages of head length: orbit diameter 33 to 35; interorbital 22 to 27; upper jaws 34 to 37; barbel length 18.5 to 25.8. About 9 short, stumpy pyloric caeca.

Geographical Distribution : Gulf of Mexico and Caribbean Sea; one record from Hudson Canyon (ca. 39°N, 72°W) (Fig. 662).

Habitat and Biology : Benthopelagic in about 1 000 to more than 1 500 m depth.

Size : To about 25 cm total length.

Interest to Fisheries : Forms a part of the by-catch of deepwater trawls in the Gulf of Mexico, but is of no commercial significance.

Literature : Parr (1946); Marshall (1973).

Remarks : The species is closely related to *S. hirundo* from the eastern Atlantic and *S. pumiliceps* from the Indian Ocean. Characters used to distinguish the three are not supported by statistically significant numbers and should be viewed with caution. A more thorough study using adequate numbers of specimens is necessary.

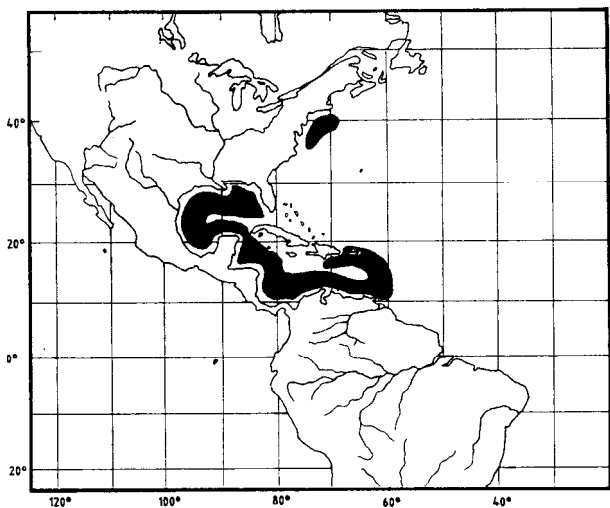


Fig. 662

Trachonurus Günther, 1887**MACROUR Tra**

Genus with Reference : *Trachonurus* Günther, 1887, *Rep. Sci. Results Voy. CHALLENGER, Zool.*, 22:142 (as subgenus of *Macrurus*) (type species *Coryphaenoides villosus* Günther, 1877, by monotypy).

Synonyms : None

Diagnostic Features : Macrourines with 7 branchiostegal rays. Head laterally compressed, snout bluntly rounded; interopercle broadly exposed ventrally and covered with scales; a short barbel present. Jaw teeth short, in narrow bands. Spinous dorsal ray flexible, with a smooth leading edge. Pelvic fins small, originating behind pectoral fin, with 6 or 7 rays. Anus and urogenital openings in middle of broad periproct spanning area between pelvic and anal fins. Squamation strongly adherent, bristly, scales with rather few upright spinules; usually a patch of scales on gular membrane and a few small scales on branchiostegal membranes. Precaudal vertebrae 12 or 13. Swimbladder with 2 retia mirabilia. **Colour**: dark brown or black.

Habitat, Distribution and Biology : Worldwide in warm temperate to tropical seas but absent on continental margins of the eastern Pacific and in the South Atlantic. Benthopelagic in about 500 to 1 600 m depth; occasionally taken in deep midwaters.

Size : To more than 65 cm total length.

Interest to Fisheries : *Trachonurus sulcatus* is commonly taken by trawlers in continental slope waters of the Gulf of Mexico along with the commercial royal red shrimp *Pleoticus robustus*, but it is of no value. So far as known, none of the other species of this genus are taken in any quantity to be of fishery interest.

Literature : Parr (1946); Okamura (1970a); Marshall (1973).

Remarks : The genus constitutes a well-defined monophyletic unit of 6 or more. Parr (1946:79) synonymized *T. asperrimus* (Vaillant, 1888) with *T. sulcatus* (Goode & Bean, 1885); Marshall (1973:621) later synonymized that species and *T. sentipellis* Gilbert & Cramer, 1897, with *T. villosus* (Günther, 1877) and recognized only the last species. A study of Gilbert & Hubbs's (1920) material from the Philippines and East Indies has shown that these specimens constitute an undescribed species. Additional material recently collected off New Zealand and Australia has revealed two or more undescribed species. A cursory comparison of specimens of *T. villosus* from off Japan, *T. sentipellis* from Hawaii, and *T. sulcatus* from the Atlantic suggests that each represents a distinct species, but so far these ideas have not been documented.

A key to the species cannot be prepared until the results of further research become available.

Tentative List of Species :

Trachonurus sentipellis Gilbert & Cramer, 1897
Trachonurus sulcatus (Goode & Bean, 1885)
Trachonurus villosus (Günther, 1877)
Trachonurus species A (Philippines and Indonesia)
Trachonurus species B (New Zealand and Australia)
Trachonurus species C (Australia)

Trachonurus sulcatus (Goode & Bean, 1885)

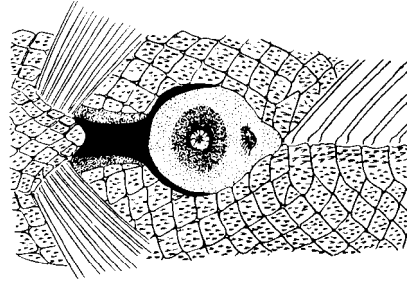
Fig. 663

MACROUR Tra 1

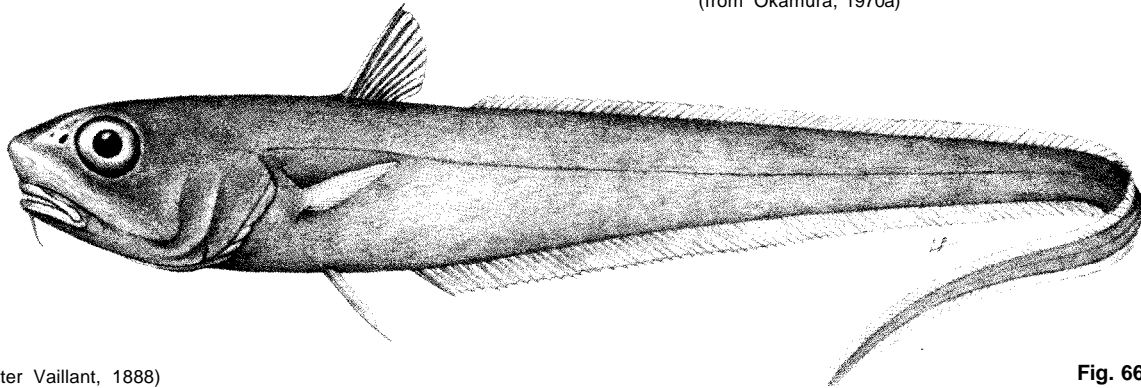
Scientific Name with Reference : *Cotyphaenoides sulcatus* Goode & Bean, 1885, *Proc. U.S. Natl. Mus.*, 8:596 (n. Gulf of Mexico; 28°38'30"N, 87°02'W in 768 m; ALBATROSS sta. 2394).

Synonyms : *Cotyphaenoides asperrimus* Vaillant, 1888; *Macrurus (Malacocephalus) sulcatus* -- Günther, 1887; *Trachonurus asperrimus* -- Roule, 1919.

FAO Names : En - Bristly grenadier.



underside
(from Okamura, 1970a)



(after Vaillant, 1888)

Fig. 663

Diagnostic Features : Lateral snout profile broadly rounded (juveniles often have more pointed snouts); posterior nostril more than 2 times into suborbital; greatest body depth about equal to or more than postrostral length of head. Lateral line complete and well developed. Pelvic fin rays 7, rarely 6; pectoral fin rays 14 to 16. Pyloric caeca 9 to 13, short and thick, but not stumplike.

Geographical Distribution : Warm waters of the North Atlantic (Fig. 664).

Habitat and Biology : Benthopelagic in about 700 to 1 500 m depth.

Size : To about 50 cm total length.

Interest to Fisheries : Taken as bycatch of royal red shrimp (*Pleoticus robustus*) in continental slope waters of the Gulf of Mexico.

Literature : Vaillant (1888); Koefoed (1927); Parr (1946); Marshall (1973).

Remarks : The species is probably closest to the Pacific species *T. villosus*, but its more rounded snout profile and its smaller posterior nostril are distinguishing.

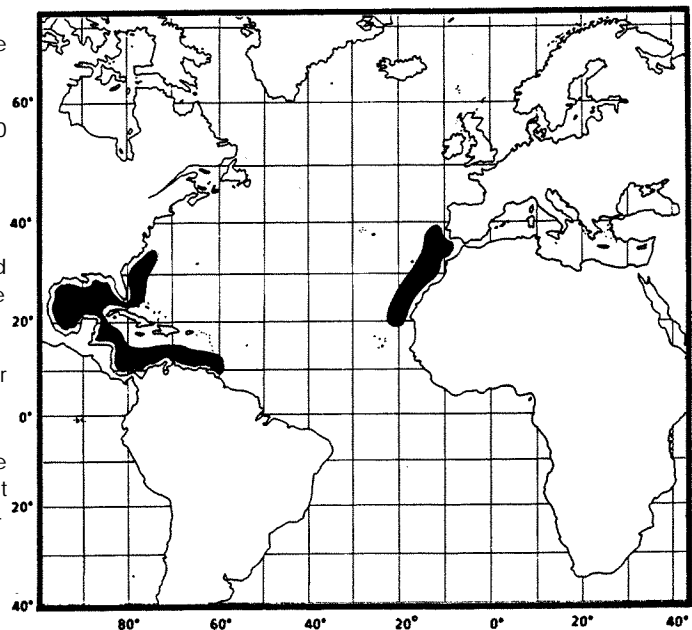


Fig. 664

Ventrifossa Gilbert & Hubbs, 1920**MACROUR Vent**

Genus with Reference : *Ventrifossa* Gilbert & Hubbs, 1920 Bull. U.S. Natl. Mus., 100 (pt. 7):553 (type species *Coryphaenoides garmani* Jordan & Gilbert, 1904, by original designation).

Diagnostic Features : Macrourines with 7 branchiostegal rays. Snout moderately pointed to rounded; a small, poorly developed median tubercle on snout tip in a few species, lateral snout tubercles not developed; head without stout, coarsely scuted ridges, mouth subterminal, upper jaw usually more than 35% of head length. Teeth small, in narrow to moderately broad bands in upper jaw, outer series slightly enlarged in most species; lower jaw teeth small, none notably enlarged, in 1 to several series laterally. Anus removed from anal fin origin and closer to pelvic fin insertion, situated within an oval area of naked black skin (periproct); a small, round dermal window of light organ at anterior end of periproct, a second window anterior to periproct, situated in a shallow fossa between pelvic fin bases and generally separated from periproct by a series of small scales (but connected midventrally beneath scales by a narrow isthmus of black skin). No reticulate structures on scales; scale spinules short, fine, needle-like to broad, flat triangular; scale patches on branchiostegals present (subgenus *Lucigadus*) or absent. Retia mirabilia and gas glands 2; retia rather short. Pyloric caeca numerous, usually 30 to 70.

Habitat, Distribution and Biology : Worldwide in mostly tropical to warm-temperate seas. Subgenera *Ventrifossa* and *Sokodara* absent on continental margins of the eastern Pacific and the eastern Atlantic. Subgenus *Lucigadus* in South Atlantic, Indian Ocean, and the western and southeastern Pacific. Benthopelagic in about 200 to 1 500 m depth.

Size : To more than 53 cm total length.

Interest to Fisheries : A few species occur in sufficient quantities to constitute part of the bycatch of trawlers fishing continental slope waters. Off southern Japan, one or more species are taken incidentally on bottom set-lines.

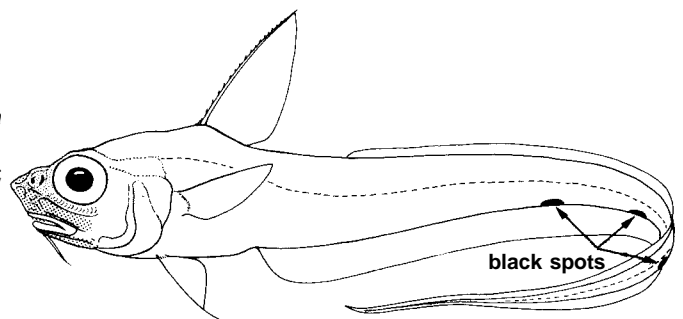
Literature : Gilbert & Hubbs (1920); Iwamoto (1979); Okamura (1970a, 1970b, 1982); Okamura, in Okamura & Kitajima (1984).

Remarks : Of the three subgenera, *Lucigadus* appears to be the most derived, and its position within the tribe Malacocephalini remains somewhat obscure. Sazonov (1985) has accorded the group separate generic status, citing characters that suggest a closer relationship with *Malacocephalus* than with *Ventrifossa*. However, until these characters are adequately surveyed within the group, better defined, and more rigorously evaluated, the present author is unable to use them to circumscribe the genus in the keys and diagnoses. Therefore, *Lucigadus* is maintained as a subgenus for this work. The inclusion of *Lionurus japonicus* Matsubara, 1943, in this genus is tentative in that the species shares the character of anterodorsal surface of snout and entire underside of head naked with the following genera: *Asthenomacrus* Sazonov & Shcherbachev, 1982, *Haplomacrus* Trunov, 1981, *Macrosmia* Merrett, Sazonov & Shcherbachev, 1983, *Parakumba* Trunov, 1981, and *Pseudonezumia* Okamura, 1970. None of the other members of *Ventrifossa* have extensive naked areas; only in a few members of *Lucigadus* does one find restricted naked areas along the ventral margins of the snout and suborbital region.

Ventrifossa appears to be most closely related to *Malacocephalus*; a few species closely approach that genus in a number of shared characters and thereby cloud the distinctions between the two. Three derived features serve to separate *Malacocephalus* from *Ventrifossa*: (1) enlarged, caninelike teeth on mandible; (2) large, halfmoon or bean-shaped anterior window of light organ; (3) short, broad, flat retia mirabilia. The presence of scale patches on the lowermost branchiostegal rays is common to *Malacocephalus* and subgenus *Lucigadus*, but absent in the other two subgenera of *Ventrifossa*.

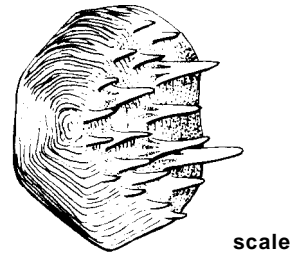
Key to Adults of Genus *Ventrifossa*

- 1a. Anterodorsal margin of snout and entire underside of head naked; 3 blackish spots along base of anal fin (Fig. 665) *V. japonica*
- 1b. Snout and underside of head almost entirely scaled; no spots along anal fin base
- 2a. Dorsal spine smooth
- 3a. Pectoral fins more than 2/3 of head length *V. macroptera*
- 3b. Pectoral fins less than 2/3 of head length



V. japonica Fig. 665

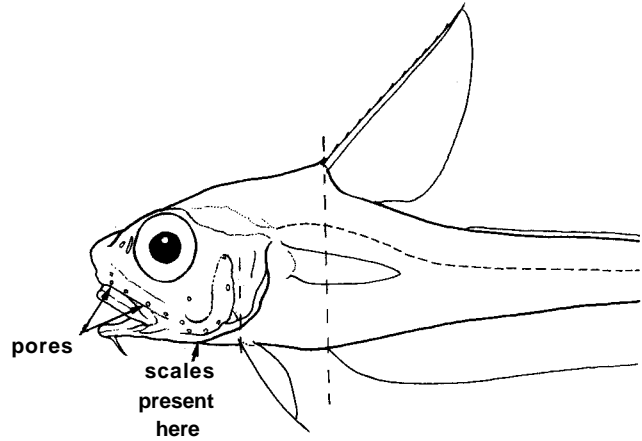
- 4a. Enlarged spinules on scales of dorsum below interspace between dorsal fins in adults (Fig. 666) *Ventrifossa* species 1 *
- 4b. No enlarged spinules on scales of dorsum
 - 5a. Barbel 12 to 20% of head length; orbit 32 to 40% of head length; outer gill slit 26 to 32% of head length *V. atherodon*
 - 5b. Barbel 23 to 27% of head length; orbit 30 to 34% of head length; outer gill slit 23 to 26% of head length *Ventrifossa* species 2*



Ventrifossa species 1 Fig. 666

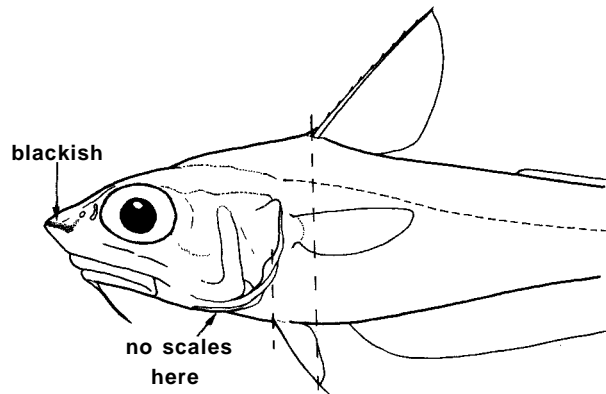
2b. Dorsal spine serrated

- 6a. Ventral parts of body appearing to have shifted forward so that anal fin origin often lies below first dorsal fin origin, pelvic fins below operculum, and the snout is short, bluntly rounded and high (Fig. 667a). Pores of head rather prominent. Scales present on lowermost branchiostegal rays. Tip and leading edge of snout without distinct pigmentation. Mandibular teeth in a narrow to wide band; premaxillary teeth not present posterior to hind margin of maxillary process. Spinules on scales in more or less parallel horizontal rows. Abdominal vertebrae 10 or 11 Subgenus *Lucigadus*



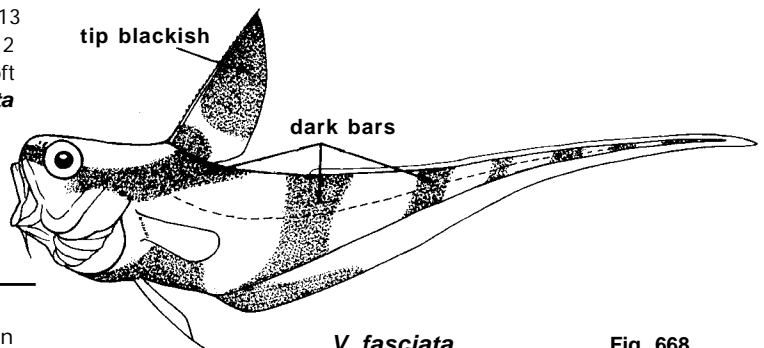
a. Subgenus *Lucigadus*
(after Iwamoto, 1979)

- 7a. Pelvic fin rays fewer than 13
 - 8a. Pelvic fin rays 7 or 8.. *V. lucifer*
 - 8b. Pelvic fin rays 10 to 12
 - 9a. Bold bars and bands on body (Fig. 668).. *V. fasciata*
 - 9b. No bars and bands on body *V. nigromarginata*



b. Subgenus *Ventrifossa* Fig. 667

- 7b. Pelvic fin rays 13 or more
 - 10a. Scales below first dorsal fin 9 or 10; first dorsal fin with 2 spines and 9 soft rays *V. ori*
 - 10b. Scales below first dorsal fin 13 to 20; first dorsal fin with 2 spines and 10 or 11 soft rays *V. nigromaculata*



V. fasciata
(after Weber, 1913)

Fig. 668

* Species under study that will be described in the near future

6b. Ventral parts of body not especially far forward; anal fin origin below or behind posterior half of first dorsal fin; pelvic fins below or slightly forward of pectoral fin. Snout slightly to moderately pointed (Fig. 667b). Pores of head small, inconspicuous. No scales on branchiostegal membranes. Snout tip and usually also leading edge blackish (Fig. 669). Mandibular teeth in 1 to 3 irregular series laterally, premaxillary teeth present posterior to maxillary process. Scale spinules in "quincunx" order (Fig.670a) or in widely divergent rows. Abdominal vertebrae 11 to 15

11a. Tip of snout without any sign of modified tubercular scale. Snout barely protruding beyond large mouth, upper jaw 42 to 53% of head length, preoral length of snout usually less than 21% of head length; suborbital shelf not especially narrow anteriorly

12a. A prominent black blotch on first dorsal fin

13a. Anal fin with a black margin anteriorly...*V. rhipidodorsalis*

13b. No black margin on anal fin

14a. First dorsal fin with 2 spines and 12 or 13 rays; pelvic fins with 9 or 10 rays; lateral-line scales over predorsal length 50 to 53 *V. ctenomelas*

14b. First dorsal fin with 2 spines and 8 or 10 rays; pelvic fin with 8 or 9 rays; lateral-line scales over predorsal length less than 47

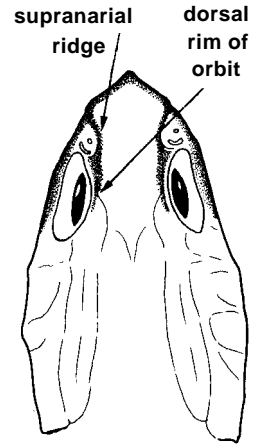
15a. Barbel equal to or more than orbit diameter; a large area of spinuleless scales behind first dorsal fin *V. longebarbata*

15b. Barbel shorter than orbit diameter; spinuleless scales behind first dorsal fin present or absent

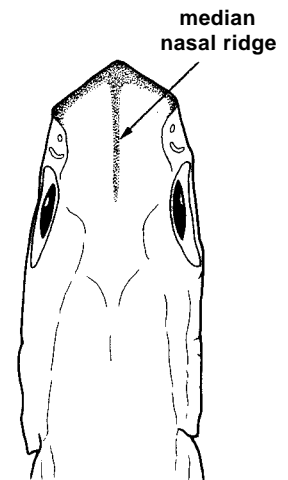
16a. Spinules blackish; supranarial ridges and dorsal rim of orbits blackish; orbit 26 to 30% of head length; a broad area of spinuleless scales behind first dorsal fin; preoral length 11 to 14.5% of head length (Fig. 669a) *V. petersoni*

16b. Spinules pale; supranarial ridges and orbit rim not blackish; orbit 29 to 33% of head length; few or no spinuleless scales behind first dorsal fin; preoral length 14 to 21% of head length.....*V. nigrodorsalis*

12b. First dorsal fin uniformly dusky or somewhat darker basally



a. *V. petersoni*



b. *V. macropogon*

17a. Spinules on body scales broadly triangular (Fig. 670a.); scale rows below second dorsal fin 5 to 6.5 **V. garmani**

17b. Spinules on body scales conical to narrowly lanceolate (Fig.670b); scale rows below second dorsal fin 6.5 to 10

18a. Median nasal ridge blackish (Fig. 669b) **V. macropogon**

18b. Median nasal ridge not blackish

19a. Barbel short, 16 to 25% of head length

20a. First dorsal fin with 2 spines and 9 or 10 rays; interorbital width 18 to 22% of head length; body depth less than 2/3 of head length **Ventrifossa** species 3

20b. First dorsal fin with 2 spines and 11 to 13 rays; interorbital width 24 to 28% of head length; body depth more than 2/3 of head length **V. mucocephalos**

19b. Barbel long, more than 25% of head length

21a. First dorsal and pelvic fins dark; scale pockets brown; barbel 115 to 133% of orbit..... **V. saikaiensis**

21b. First dorsal and pelvic fins pale; scale pockets not dark-edged; barbel 82 to 115% of orbit **V. divergens**

11b. Tip of snout with a small spiny scute; snout distinctly pointed, protruding well beyond mouth; preoral length usually more than 21% of head length (Fig. 671)

22a. Scales large, rows below second dorsal fin 5 to 6.5, about 40 lateral-line scales over distance equal to predorsal length; barbel 18 to 21% of head length **V. nasuta**

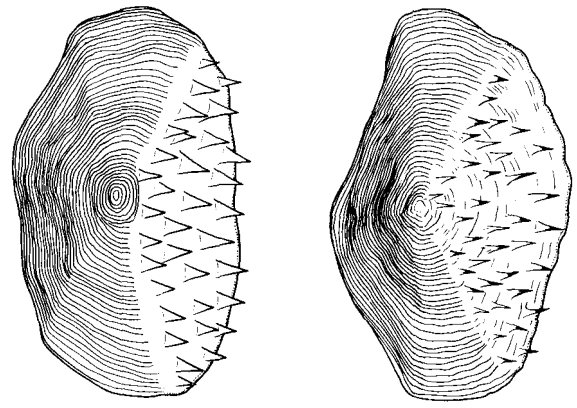
22b. Scales small, rows below second dorsal fin 9 to 11, about 60 to 75 lateral-line scales over distance equal to predorsal length; barbel less than 17% of head length

23a. Oral cavity pale; barbel 4 to 8% of head length

24a. Colour dark, fins blackish.... **V. fusca**

24b. Colour medium brown, fins dusky to pale..... **V. misakia**

23b. Oral cavity blackish; barbel 11 to 16% of head length..... **V. johnboborum**

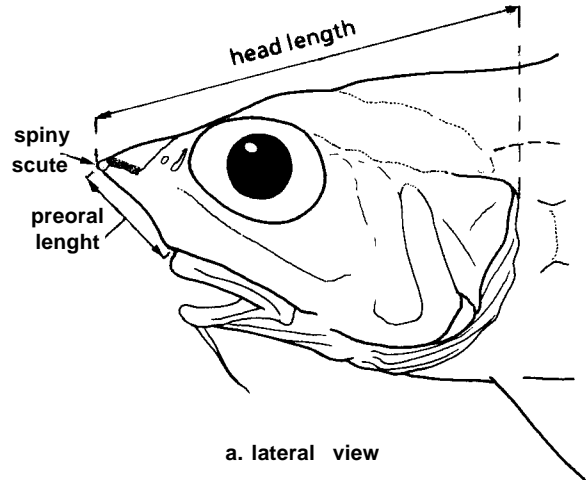


a. **V. garmani**
(after Okamura, 1970a)

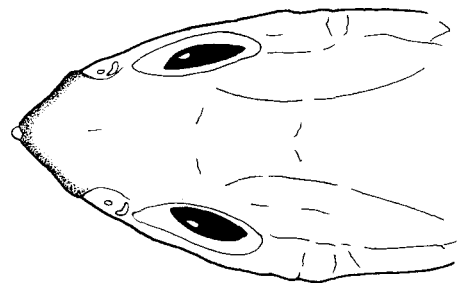
b. **V. macropogon**

scales

Fig. 670



a. lateral view



b. top of head

Fig. 671

List of Species

Ventrifossa atherodon (Gilbert & Cramer, 1897)
Ventrifossa ctenomelas (Gilbert & Cramer, 1897)
Ventrifossa divergens Gilbert & Hubbs, 1920
Ventrifossa fasciata (Weber, 1913)
Ventrifossa fusca Okamura, 1982
Ventrifossa garmani (Jordan & Gilbert, 1904)
Ventrifossa japonica (Matsubara, 1943)
Ventrifossa johnboborum Iwamoto, 1982
Ventrifossa longebarbata Okamura, 1982
Ventrifossa lucifer (Smith & Radcliffe, 1912)
Ventrifossa macropogon Marshall, 1973
Ventrifossa macroptera Okamura, 1982
Ventrifossa misakia (Jordan & Gilbert, 1904)
Ventrifossa mucocephalus Marshall, 1973
Ventrifossa nasuta (Smith, 1935)
Ventrifossa nigrodorsalis Gilbert & Hubbs, 1920
Ventrifossa nigromaculata (McCulloch, 1907)
Ventrifossa nigromarginata (Smith & Radcliffe, 1912)
Ventrifossa ori (Smith, 1968)
Ventrifossa petersoni (Alcock, 1889)
Ventrifossa rhipidodorsalis Okamura, 1984
Ventrifossa saikaiensis Okamura, 1984

Ventrifossa atherodon (Gilbert & Cramer, 1897)

Fig. 672

MACROUR Vent 1

Scientific Name with Reference : *Optonurus atherodon* Gilbert & Cramer, 1897, Proc. U.S. Natl. Mus., 19(1114): 431, pl. 46, fig. 1 (Kaiwi Channel, Hawaiian Is.; 21°12'N. 159°38'30"W; 686 m; ALBATROSS sta. 3474).

Synonyms : *Lionurus (Nezumia) atherodon* -- Gilbert & Hubbs, 1916; *Ventrifossa (Atherodus) atherodon* -- Gilbert & Hubbs, 1920.

FAO Names : En - Arrowtooth grenadier.

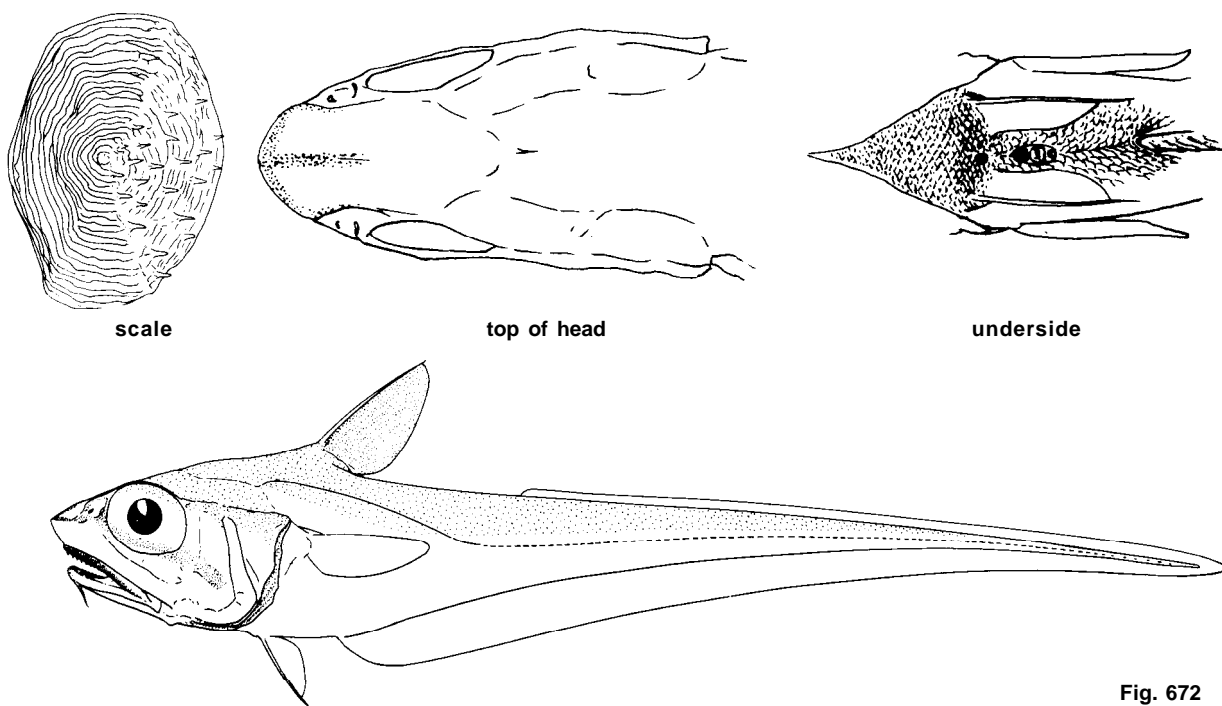


Fig. 672

Diagnostic Features : Teeth in premaxillae in broad bands, those in outer series distinctly enlarged, conical, recurved canines with arrowhead-shaped tips; mandibular teeth in 2 irregular series, the inner series slightly enlarged. Inner gill rakers on first arch 18 to 20 (total). Measurements in percentages of head length: snout 25 to 30; preoral 9 to 15 (usually 10 to 12); orbit diameter 28 to 38; interorbital space 21 to 28; distance orbit to angle of preopercle 39 to 46; upper jaw length 46 to 53; barbel length 13 to 22; outer gill slit 25 to 32; body depth under first dorsal fin origin 71 to 92; length of pectoral fin 57 to 63. First dorsal fin with 2 spines and 9 or 10 rays, first spinous ray lacking serrations; pectoral fin rays i20 to i23; pelvic fin rays 9 or 10. Scales small; spinules very small, short, conical, erect; scale rows below second dorsal fin origin 7 or 8 over a distance equal to predorsal length 47 to 56. Snout with black margins along leading edge, supranarial ridges, and a median nasal ridge; first dorsal fin uniformly dusky.

Geographical Distribution : Apparently confined to the Hawaiian Islands. Specimens reported from other areas probably represent different species (Fig. 673).

Habitat and Biology : Benthopelagic in 302 to 936 m depth. Gilbert (1905) reports the food to consist of shrimp-like crustacea and squids.

Size : To more than 31 cm total length.

Interest to Fisheries : Gilbert (1905) considered this as "One of the most abundant of Hawaiian *Macrurids* between 250 and 400 fathoms." The absence of a deep-water trawl fishery in the Hawaiian Islands, however, precludes their capture other than by research vessels.

Local Names : USA : Arrow-toothed grenadier.

Literature : Gilbert & Cramer (1897); Gilbert (1905); Gilbert & Hubbs (1920).

Remarks : Three closely related species are known: one undescribed species recently taken off the Sala-Gomez and Nazca ridges in the southeastern Pacific is distinguished by its distinctly longer barbel (23 to 27% of head length) and smaller outer gill slit (23 to 26% head length); another undescribed species taken in the South China Sea has enlarged spinules on scales below the second dorsal fin and a slightly longer barbel (1.4 to 1.8 in orbit vs. 1.8 to 2.8); a third species, *V. macroptera* Okamura, 1982, from the Kyushu-Palau Ridge has a much longer pectoral fin (more than 2/3 head length) and a smaller orbit (26 to 31% of head length).

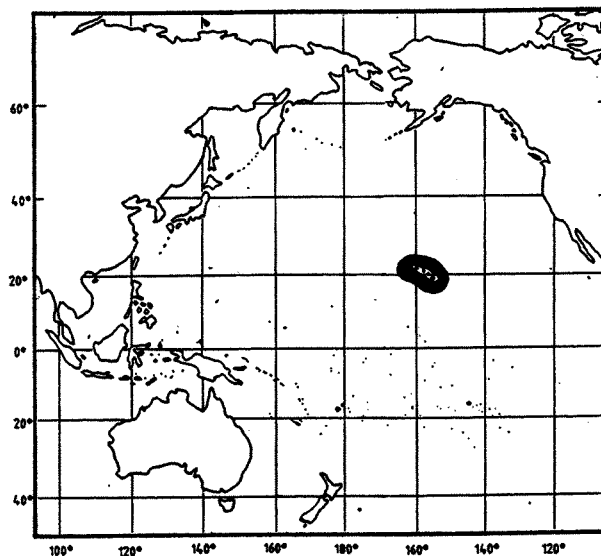


Fig. 673

Ventrifossa ctenomelas (Gilbert & Cramer, 1897)

Fig. 674

MACROUR Vent 2

Scientific Name with Reference : *Chalinura ctenomelas* Gilbert & Cramer, 1897, Proc. U.S. Natl. Mus., 19(1114): 430, pl. 45, fig. 2 (Kaiwi Channel, Hawaiian Is.; 21°08'30"N, 157°49'W; 627 m; ALBATROSS sta. 3470).

Synonyms : *Lionurus (Nezumia) ctenomelas* -- Gilbert & Hubbs, 1916; *Ventrifossa (Ventrifossa) ctenomelas* -- Gilbert & Hubbs, 1920.

FAO Names : En - Hawaiian grenadier

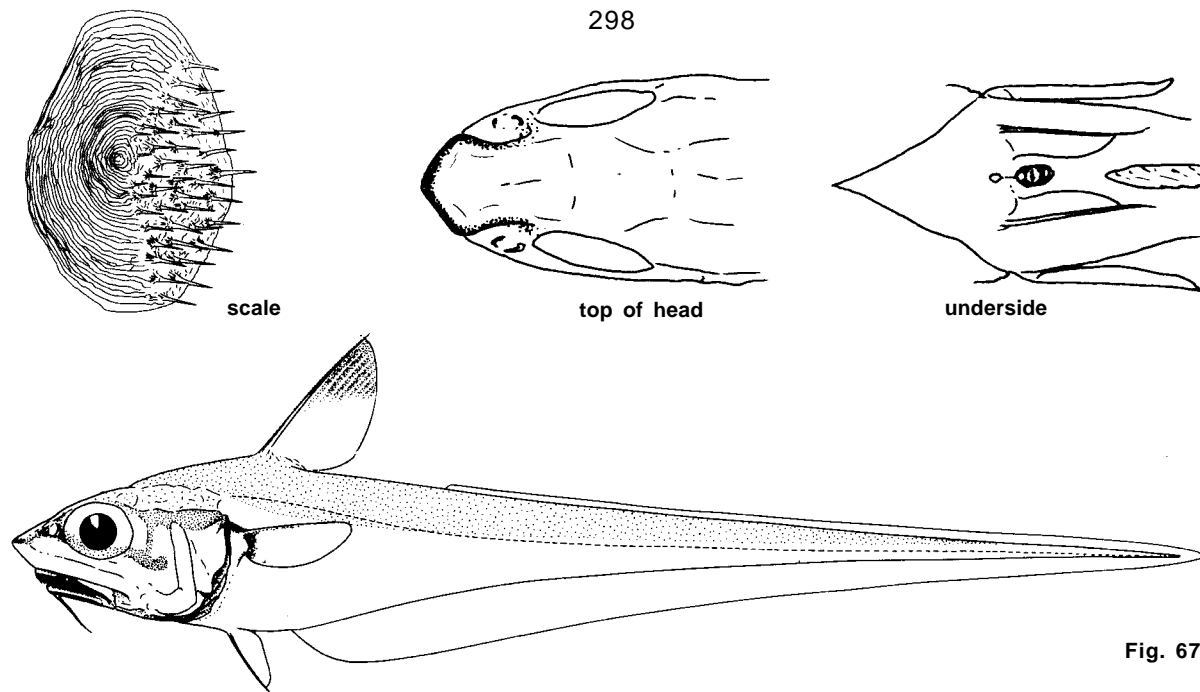


Fig. 674

Diagnostic Features : Teeth in premaxilla in a moderately wide band, outer series distinctly enlarged, widely spaced conical canines; mandibular teeth in 2 irregular series laterally, the inner series slightly enlarged. Inner gill rakers on first arch 15 or 16 total. First dorsal fin with 2 spines and 10 or 11 (rarely 9) rays, second spinous ray finely serrated; pectoral fin rays i20 to i22; pelvic fin rays 9 or 10 (rarely 8). Measurements in percentages of head length: snout length 26 to 31; preoral length 13 to 18; orbit diameter 31 to 38; interorbital space 20 to 25; distance orbit to angle of preopercle 36 to 44; length upper jaw 40 to 46; length barbel 22 to 28; length outer gill slit 21 to 25; body depth under first dorsal origin 75 to 86; length pectoral fin 48 to 58. Scales small, uniformly covered with small, fine, conical spinules; scale rows below second dorsal origin 8, over a distance equal to predorsal length 50 to 53. Snout with a black margin along leading edge and supranarial ridges, but not along median nasal ridge; first dorsal fin with a large black blotch across middle to distal portions.

Geographical Distribution : Apparently confined to the Hawaiian Islands (Fig. 675).

Habitat and Biology : Benthopelagic in 411 to 673 m depth. Gilbert (1905) has reported shrimplike crustacea and squid beaks in the stomachs of specimens he examined.

Size : To more than 31 cm total length.

Interest to Fisheries : Gilbert (1905) reported the species as very abundant in depths of 250 to 350 fathoms (457 to 640 m). As with other Hawaiian macrourids, is not normally taken by commercial fishermen because of the absence of a deep-water trawl fishery in the islands.

Local Name : USA : Common grenadier.

Literature : Gilbert & Cramer (1897); Gilbert(1905); Gilbert & Hubbs (1920).

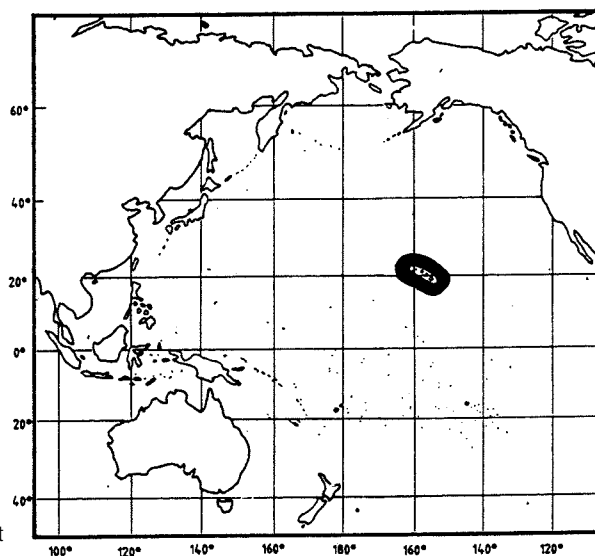


Fig. 675

Remarks : *Ventrifossa ctenomelas* is readily distinguished from its close relatives with a black-blotched first dorsal fin by its high first dorsal ray count and small scales (as reflected in the count of lateral-line scales over a distance equal to the predorsal measurement). It further differs from *V. rhipidodorsalis* by its shorter pectoral fin (58.7 to 68.2% of head length*), from *V. longebarbata* by its shorter pectoral fin (59 to 67%) and shorter barbel (102 to 127% of orbit*), and from *V. nigrodorsalis* by its somewhat higher range of pelvic fin rays (8 or 9) and inner gill raker counts (13 to 15) and slightly longer barbel (18 to 23% of head length).

*

Data from Okamura, 1982, 1984.

Ventrifossa divergens Gilbert & Hubbs, 1920

Fig. 676

MACROUR Vent 3

Scientific Name with Reference : *Ventrifossa divergens* Gilbert & Hubbs, 1920, *Bull. U.S. Natl. Mus.* 100, 1(7): 549, fig. 37 (Sibuko Bay, Borneo; 4°12'44"N, 118°27'44"E; 557 m; ALBATROSS sta. 5592).

Synonyms : None

FAO Names : En - Plainfin grenadier

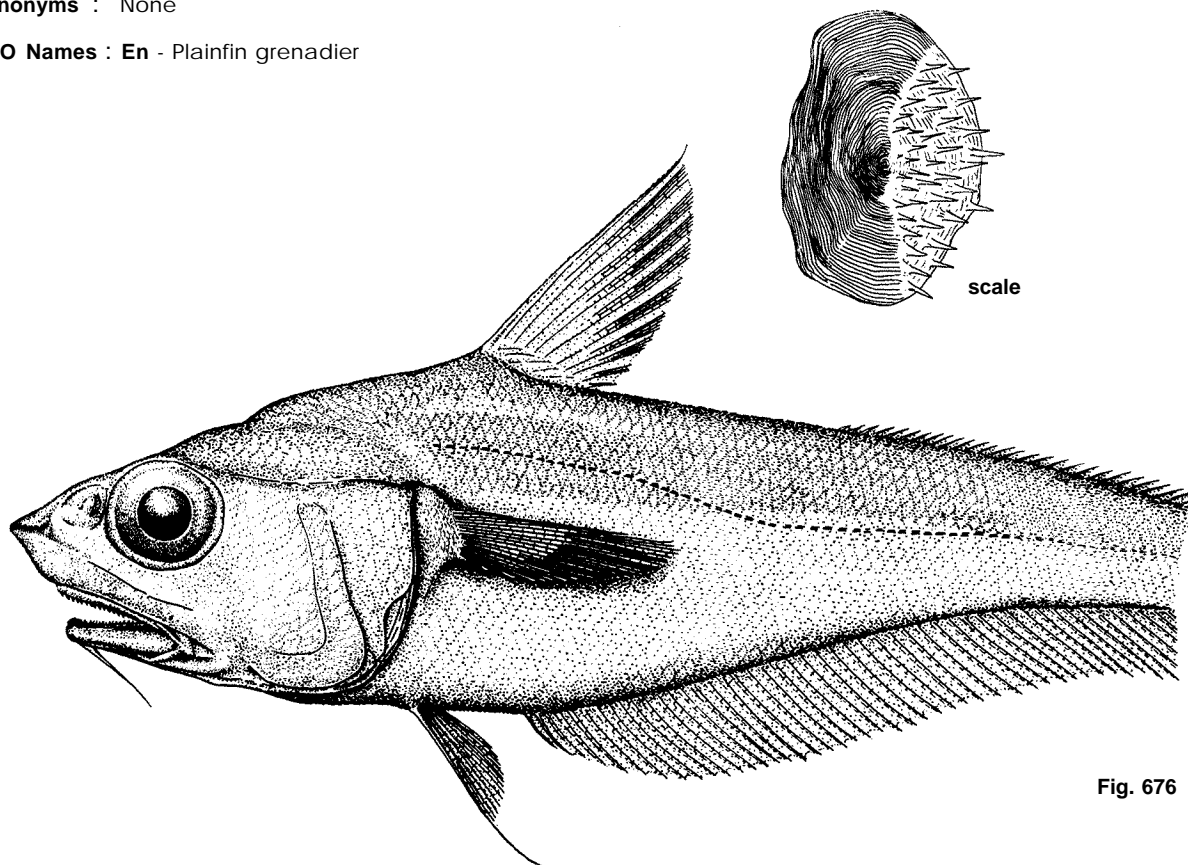


Fig. 676

Diagnostic Features : Teeth small, in broad bands in premaxilla, outer series slightly enlarged, some with arrowhead tips; mandibular teeth in a rather narrow band. Inner gill rakers on first arch 15 to 17 total. First dorsal fin with 2 spines and 9 to 11 rays, spinous ray finely serrated along leading edge; pectoral fin rays 19 to 23; pelvic fin rays 8 or 9. Measurements in percentages of head length: snout length 25 to 31; preoral length 15 to 19; orbit diameter 28 to 37; interorbital space 26 to 30; distance orbit to angle of preopercle 41 to 45; length upper jaw 43 to 49; length pectoral fin 56 to 57. Scales medium-sized, uniformly covered with fine, conical reclined spinules in widely divergent V rows or quincunx order; scale rows below second dorsal fin 8 to 10 over distance equal to predorsal length 43 to 48. Snout with a black margin along leading edge extending posteriorly onto suborbital shelf, but not over supranarial and median nasal ridges; first dorsal fin uniformly dusky or darker proximally, but lacking a distinct black blotch.

Geographical Distribution : Philippines, South China Sea near Hong Kong, Borneo, and Indian Ocean off South Africa and Mozambique (Fig. 677).

Habitat and Biology : Benthopelagic in 183 to 772 m depth, but most common in about 350 to 550 m.

Size : To about 30 cm total length.

Interest to Fisheries : Apparently a fairly common species in the Philippines and southern Africa, but no catch statistics are available.

Literature : Gilbert & Hubbs (1920); Barnard (1925b); Iwamoto (in Smith & Heemstra, 1986).

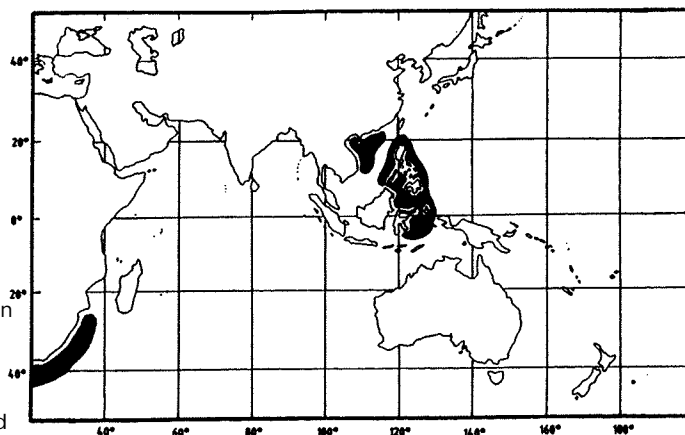


Fig. 677

Remarks : *Ventrifossa divergens* appears to be closely related to *V. saikaiensis*, *V. macropogon*, and *V. longebarbata*, and perhaps more distantly to *V. rhipidorsalis*. It differs from *V. longebarbata* primarily in lacking the distinct black blotch on the first dorsal, and in having a shorter interspace between dorsal fins (38 to 58% of head length vs. 63 to 71%*), a longer postorbital (41 to 44% vs. 39 to 41%*), a shorter pectoral fin (59 to 67%* in *longebarbata*), and a somewhat broader interorbital space (24 to 30% vs. 23 to 24%*). *V. saikaiensis* and *V. macropogon* share in common with *V. divergens* the features of lacking a black-blotched first dorsal, pelvic fin rays 8 or 9, and a long barbel, but *V. saikaiensis* has fewer rows of scales below the origin of second dorsal fin, a broader area of spinuleless scales behind the first dorsal, and a somewhat longer pectoral fin (61.4 to 72.2% of head length*); *V. macropogon* is distinguished by its somewhat higher first dorsal fin ray count (2 spines and 11 to 14 rays, usually 12 or 13), somewhat fewer inner gill rakers of first arch (13 to 15, rarely 16 total), fewer lateral-line scales over distance equal to predorsal length (38 to 43). *V. rhipidorsalis* has, in addition to a black-blotched first dorsal fin, somewhat more pelvic rays (9 or 10), fewer lateral-line scales over a distance equal to the predorsal length (39 to 41), a narrower interorbital space (20.7 to 25.6% of head length*), and a longer pectoral fin (58.7 to 68.2% of head length*).

Ventrifossa garmani (Jordan & Gilbert, 1904)

Fig. 678

MACROUR Vent 4

Scientific Name with Reference : *Coryphaenoides garmani* Jordan & Gilbert, in Jordan & Starks, 1904, *Bull. U.S. Fish Comm.* 22 (1902): 610 (Sagami Bay, Japan; 201-474 m; ALBATROSS sta. 3695).

Synonyms : *Lionurus (Nezumia) garmani* -- Gilbert & Hubbs, 1916; *Ventrifossa garmani* -- Gilbert & Hubbs, 1920

FAO Names : En - Sagami grenadier.

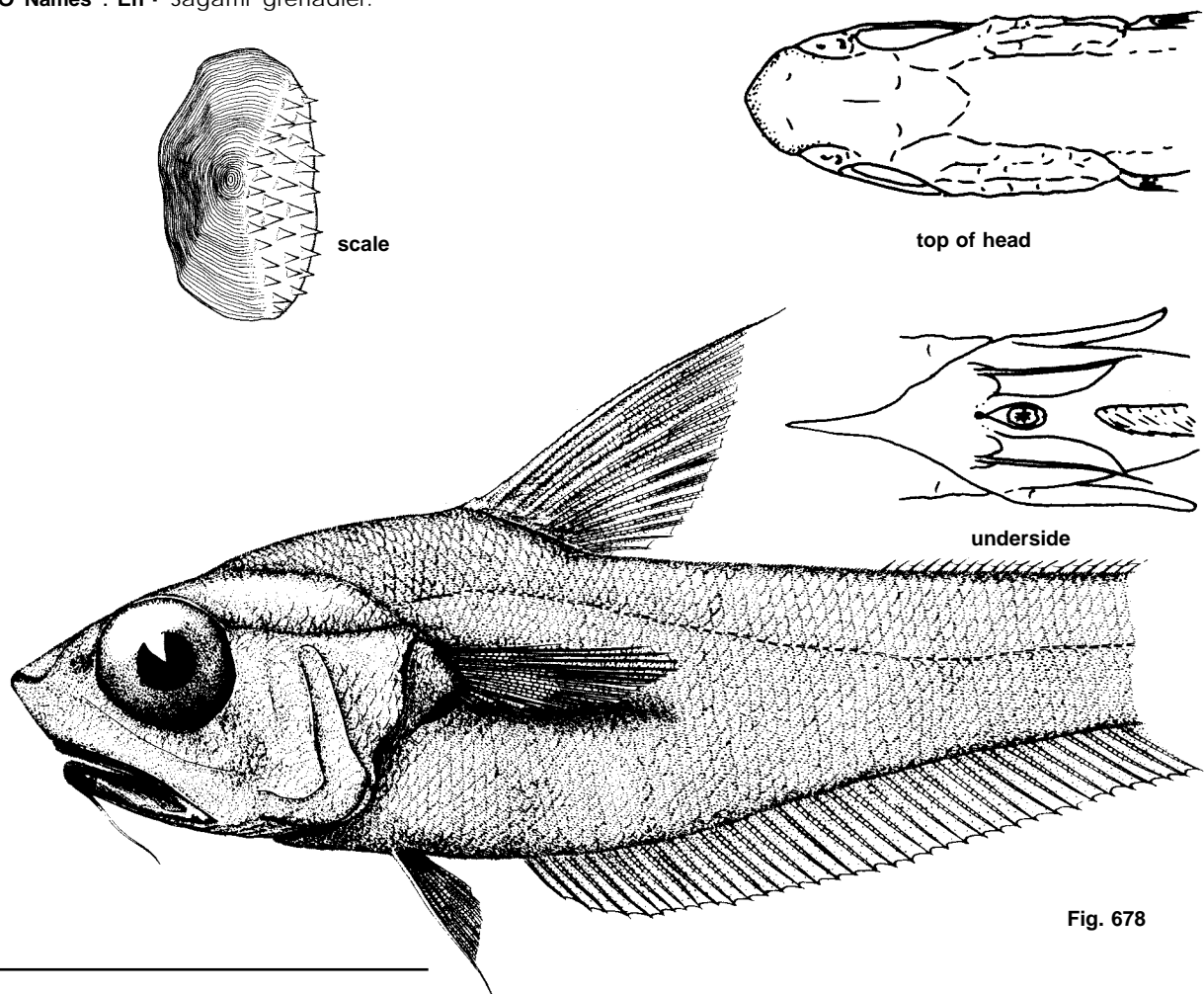


Fig. 678

* Data from Okamura, in Okamura et al. (1982, 1984)

Diagnostic Features : Teeth all small, in broad bands in premaxillae, outer series scarcely enlarged; mandibular teeth in moderately wide bands. inner gill rakers on first arch 16 to 19 total. First dorsal fin with 2 spines and 10 or 11 rays, second spinous ray finely serrated; pectoral fin rays i18 to i23; pelvic fin rays 8 or 9. Measurements in percentages of head length: snout length 26 to 31; preoral height 16 to 23; orbit diameter 31 to 38; interorbital space 27 to 34; distance orbit to angle of preopercle 41 to 46; length upper jaw 41 to 47; length barbel 23 to 32; length outer gill slit 24 to 30; length pectoral fin about 55 to 65. Scale rows below second dorsal fin 5 to 6.5, over a distance equal to predorsal length 38 to 42. Scales medium-sized, uniformly covered with broad, short, triangular spinules in widely divergent V rows or irregularly quincunx order. Snout with a black margin along leading edge only; first dorsal fin uniformly dusky or darker proximally, but lacking a distinct black blotch.

Geographical Distribution : Southern Japan and East China Sea (Fig. 679).

Habitat and Biology : Benthopelagic in 200 to 720 m depth, but most common in about 350 to 550 m where water temperatures range from 6° to 12°C. Feeds primarily on euphausiids, prawns, and isopods. Spawning probably takes place in early spring.

Size : To about 31 cm total length.

Interest to Fisheries : A common species off southern Japan, especially abundant in Tosa Bay and Kumano-Nada. Taken in trawls and bottom longlines, but no catch statistics are available.

Local Names : JAPAN: Sagami-sokodara.

Literature : Jordan & Gilbert (in Jordan & Starks, 1904); Okamura (1970a, 1982).

Remarks : *Ventrifossa garmani* is most closely similar in general features to *V. divergens* and *V. saikaiensis* but is readily differentiated from the two by its triangular scale spinules and lower scale counts.

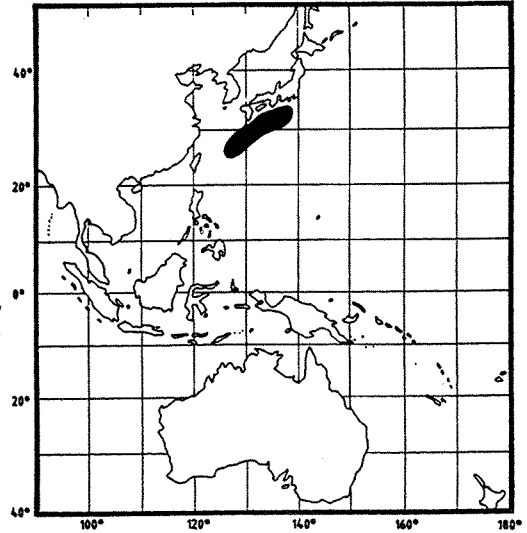


Fig. 679

Ventrifossa macropogon Marshall, 1973

Fig. 680

MACROUR Vent 5

Scientific Name with Reference : *Ventrifossa macropogon* Marshall, 1973, Mem. Sears Found. Mar. Res. 1 (pt. 6): 658, fig. 52 (Caribbean Sea off Nicaragua; 16°35'N, 80°10'W; 576 m; OREGON sta. 1980).

Synonyms : None

FAO Names : En Longbeard grenadier.

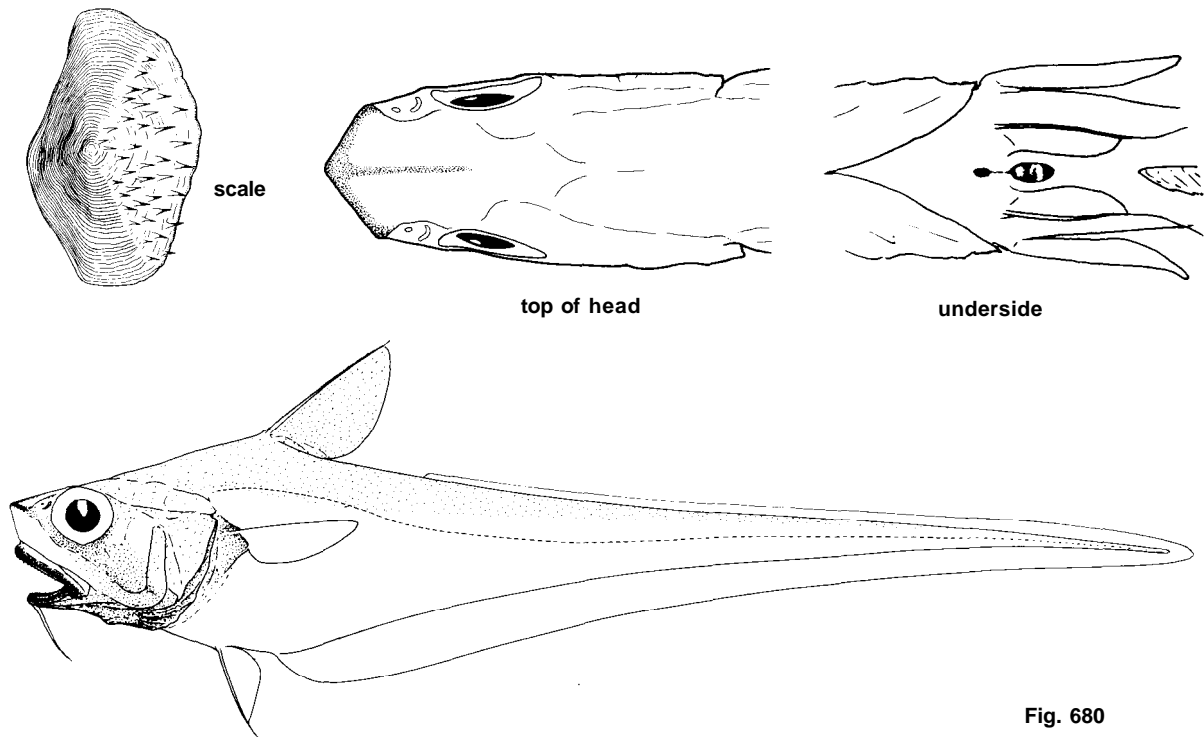


Fig. 680

Diagnostic Features : Teeth in premaxillae in broad bands, outer series slightly enlarged; mandibular teeth in narrow bands, 2 to 4 teeth wide. Inner gill rakers on first arch 13 to 15 (rarely 16) total. First dorsal with 2 spines and 12 or 13 rays (rarely 11 or 14), second spinous ray serrated along leading edge; pectoral fin rays i20 to i22; pelvic fin rays 9 or 10. Measurements in percentages of head length: snout length 26 to 34; preoral length 13 to 21; orbit diameter 29 to 33; interorbital space 23 to 28; upper jaw 38 to 49; barbel length 31 to 43; length of outer gill slit 23 to 29. Scale rows below second dorsal fin origin 7 to 9; lateral-line scales over a distance equal to predorsal length 41 to 49; scales fairly large, covered with slender conical spinules in quincunx order. Snout with black margins along leading edge, supranarial ridges, median nasal ridge, and dorsally on suborbital. Gums of lower jaw blackish; first dorsal fin uniformly blackish to dusky.

Geographical Distribution : Western tropical Atlantic, from off Guyana into the Caribbean and the Gulf of Mexico, and in Atlantic off northeastern Florida (Fig. 681). Common to the south of the Gulf of Mexico, but relatively rare in the Gulf and Gulf Stream.

Habitat and Biology : Benthopelagic in 439 to 1 000 m depth; most common in about 500 to 600 m.

Size : To at least 45 cm total length.

Interest to Fisheries : Occasionally taken in royal red shrimp grounds, especially in the Caribbean.

Literature : Marshall (1973).

Remarks : In the western Atlantic, the species is likely to be confused only with *Malacocephalus occidentalis* and *V. mucocephalus* with which it is sometimes taken. *Ventrifossa macropogon* can be readily differentiated from the first by that species' strong uniserial mandibular dentition, fewer gill rakers, very narrow snout, white gums, and broad, bean-shaped ventral fossa; and from the second by that species' shorter barbel, anteriorly narrowed suborbital shelf, lack of black margins on the supranarial and median nasal ridges, white gums, and somewhat fewer pelvic rays (8 or 9, usually 8).

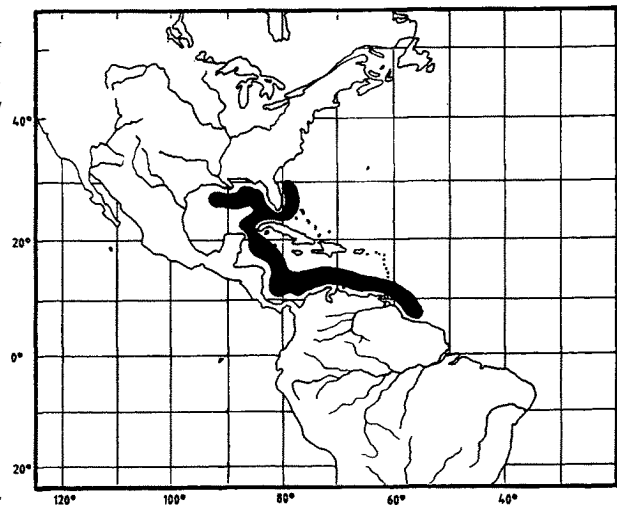


Fig. 681

Ventrifossa macroptera Okamura, 1982

Fig. 682

MACROUR Vent 6

Scientific Name with Reference : *Ventrifossa macroptera* Okamura, 1982, Fishes Kyushu-Palau Ridge & Tosa Bay, Jpn. Fish. Resource Conserv. Assoc.: Tokyo: 148 (Kyushu-Palau Ridge; 27° 55.1'N, 134° 44.8'E; 685-710 m).

Synonyms : None.

FAO Names : En - Palau grenadier

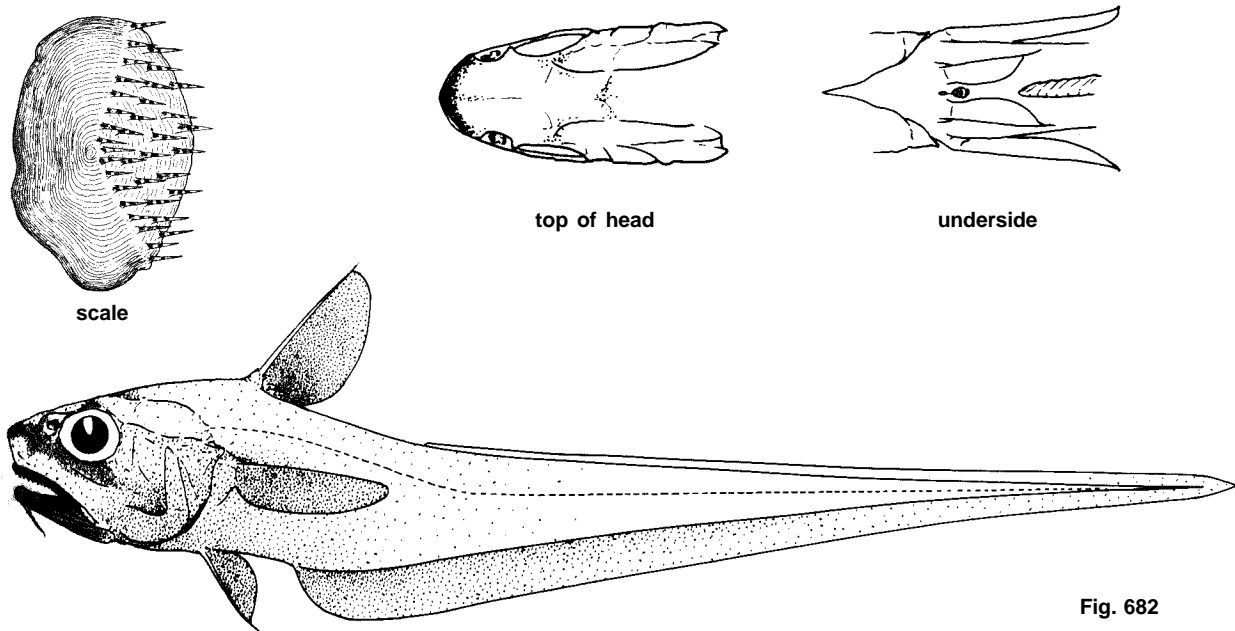


Fig. 682

Diagnostic Features : Premaxillary teeth in narrow bands 4 or 5 teeth wide, outer series enlarged with arrowhead-like tips; mandibular teeth in 2 series, the inner larger. Inner gill rakers on first arch 16 to 18 total. First dorsal fin with 2 spines and 9 to 11 rays, second spinous ray smooth; pectoral fin rays i19 to i25; pelvic fin rays 9 or 10. Measurements in percentages of head length: snout length 28 to 32; preoral length 14 to 15; orbit diameter 28 to 31; interorbital space 30 to 32; orbit to angle of preopercle 45 to 49; length of upper jaw 47 to 51; barbel length 20 to 25; length of outer gill slit 27 to 30; length of pectoral fin 67 to 77. Scale rows below midbase of first dorsal fin 6.5 to 7.5, below second dorsal origin 8 to 10; lateral-line scales over a distance equal to predorsal length 49 to 55. Scales covered with slender, sharp spinules in widely divergent V rows or irregularly in quincunx order. Snout with a black margin along leading edge and posteriorly over half of supranarial ridges; first dorsal fin uniformly blackish or dusky.

Geographical Distribution : Known only from the Kyushu-Palau Ridge (Fig. 683).

Habitat and Biology : Benthopelagic in 685 to 710 m depth. Females with ripe eggs were taken in mid-December.

Size : To about 40 cm total length.

Interest to Fisheries : Captured in fair numbers during exploratory fishing on the Kyushu-Palau Ridge, but not known from any other area.

Local Names : JAPAN : Parao-sokodara

Literature : Okamura, in Okamura, Amaoka & Mitani, eds (1982)

Remarks : See Remarks under *Ventrifossa atherodon* for comparisons with other similar species.

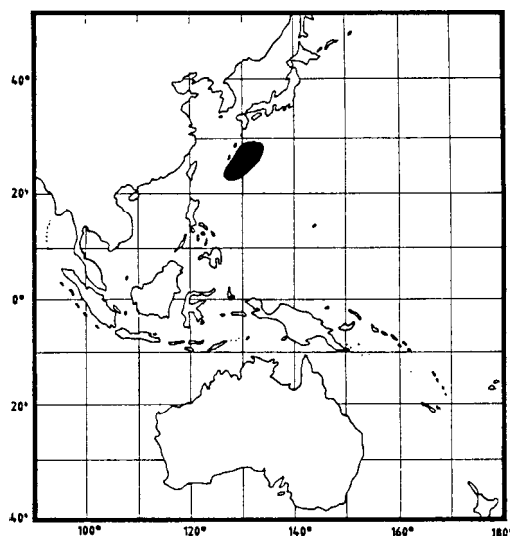


Fig. 683

Ventrifossa misakia (Jordan & Gilbert, 1904)

Fig. 684

MACROUR Vent 7

Scientific Name with Reference : *Coryphaenoides misakius* Jordan & Gilbert, in Jordan & Starks, 1904, Bull. U.S. Fish Comm. 22 (1902): 611 (Sagami Bay, Japan).

Synonyms : *Macrourus asper* -- Jordan & Thompson, 1914; *Lionurus (Nezumia) misakius* -- Gilbert & Hubbs, 1916; *Ventrifossa misakia* -- Gilbert & Hubbs, 1920.

FAO Names : En - Misaki grenadier.

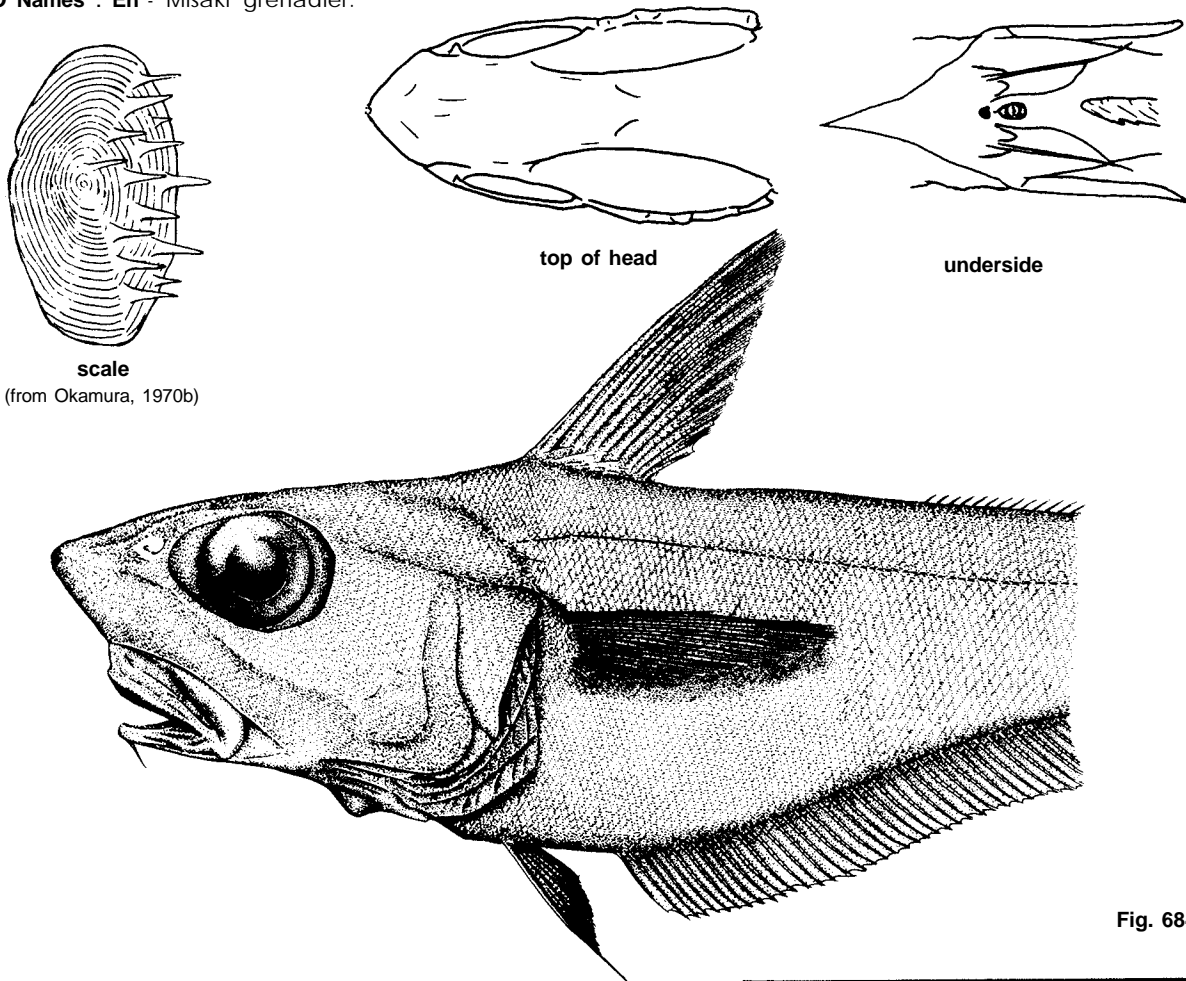


Fig. 684

Diagnostic Features : Teeth small, in narrow bands about 3 rows wide in premaxillae, outer series slightly enlarged; mandibular teeth in 2 irregular series, the inner teeth slightly larger. Inner gill rakers of first arch 14 or 15 total. First dorsal fin with 2 spines and 10 or 11 rays, second spinous ray finely serrated; pectoral fin rays i19 to i22; pelvic fin rays 8. Measurements in percentages of head length: snout length 26 to 32; preoral length 21 to 27; orbit diameter 29 to 38 (relative size decreases with age); interorbital space 30 to 35; distance orbit to angle of preopercle 39 to 46; length of upper jaw 35 to 42; barbel length 4 to 8; length outer gill slit 19 to 25; length of pectoral fin about 40 to 60. Scales very small, sparsely covered with slender conical to lanceolate spinules in widely divergent V rows; scale rows below origin of second dorsal fin 9 to 9.5; lateral-line scales over a distance equal to predorsal length 66 to 76. Snout of young individuals with faint blackish margin along leading edge, older individuals appear to have only a blackish snout tip; first dorsal fin uniformly dusky.

Geographical Distribution : Japan, from Choshi (about 36° N) to Kagoshima (in East China Sea) (Fig. 685).

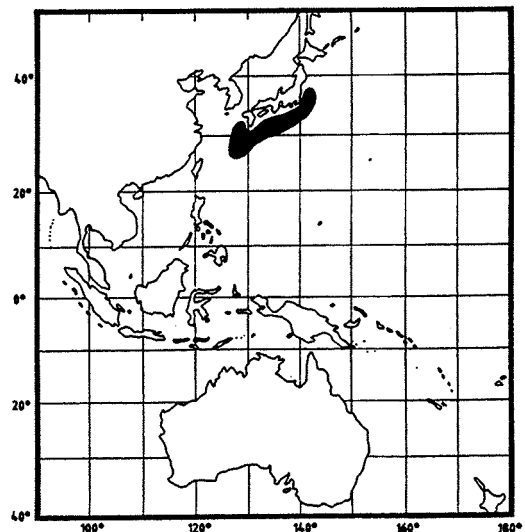


Fig. 685

Habitat and Biology : Benthopelagic in about 400 m depth. Feeds primarily on euphausiids, prawns, and isopods. Spawning probably takes place from January through March.

Size : To about 40 cm total length

Interest to Fisheries : Taken occasionally off southern Japan, but no catch statistics are available.

Local Names : JAPAN : Misaki-sokodara

Literature : Jordan & Gilbert (*in* Jordan & Starks, 1904); Okamura (1970a).

Remarks : *Ventrifossa misakia* is closely related to *V. fusca* and *V. johnborum*, sharing with these species a similar squamation, general physiognomy, light organ structure, and trunk vertebrae count (14). No sharp differences are apparent to distinguish the species from *V. fusca*, aside from that species' seemingly darker body, presence of a gular scale patch, and more numerous spinules on body scales. *V. johnborum* can be distinguished from *V. misakia* by its slightly higher pelvic fin ray count (9 or 10), longer barbel (10 to 14% of head length), slightly longer interspace between the dorsal fins (35 to 41% of head length vs. 30 to 35%), and longer distance anus to anal fin origin (20 to 26% of head length vs. 11 to 15%).

***Ventrifossa mucocephalus* Marshall, 1973**

Fig. 686

MACROUR Vent 8

Scientific Name with Reference : *Ventrifossa mucocephalus* Marshall, 1973, *Mem. Sears Found. Mar. Res.* 1 (pt. 6): 660, fig. 53 (off N. coast Cuba; 23° 05'30"N, 82° 35'W; 604 m; Harvard-Havana Exped. sta. 3305).

Synonyms : None

FAO Names : En - Slimehead grenadier.

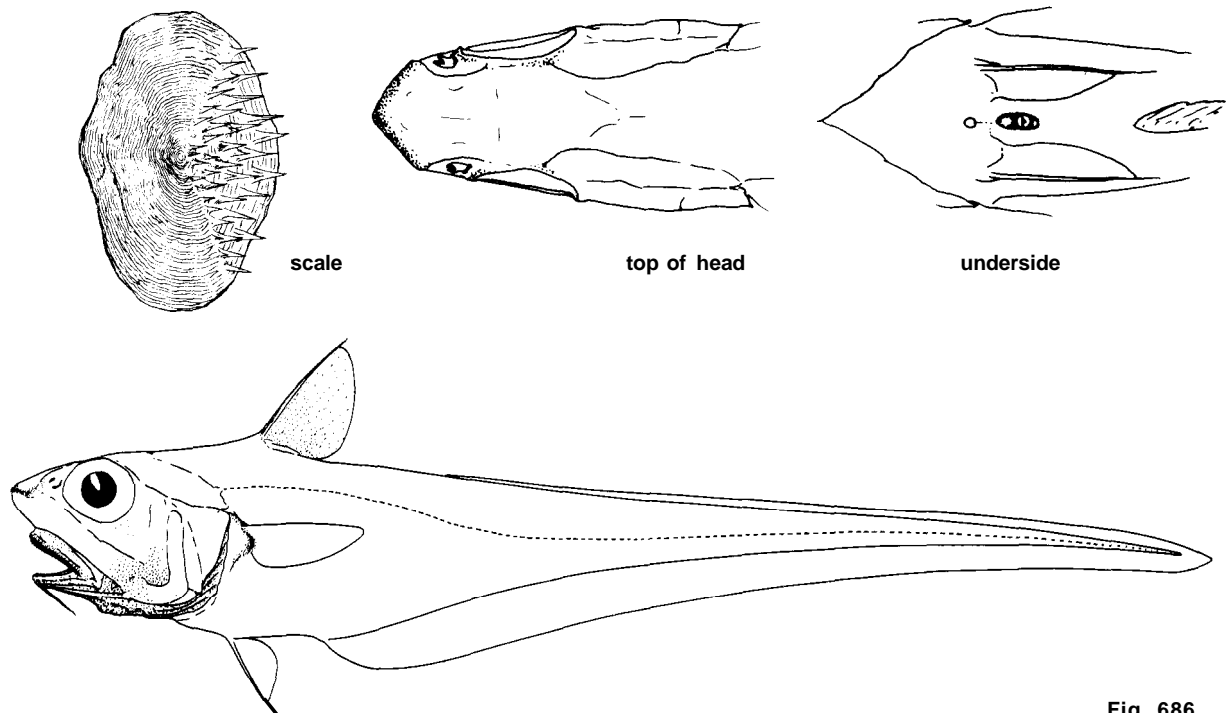


Fig. 686

Diagnostic Features : Teeth in premaxilla in a rather narrow band, outer series slightly enlarged; mandibular teeth in 2 or 3 series, inner teeth slightly larger than outer. Inner gill rakers on first arch 12 to 14 total. First dorsal fin with 2 spines and 10 to 12 rays, second spinous ray finely serrated along leading edge; pectoral fin rays i20 to i22; pelvic fin rays 8 (rarely 9). Measurements in percentages of head length: snout length 25 to 31; preoral length 14 to 20; orbit diameter 30 to 36; interorbital space 24 to 28; length of upper jaw 39 to 45; barbel length 16 to 23; length of outer

gill slit 23 to 27; length of pectoral fin 45 to 55. Scale rows below second dorsal fin 6 or 7 (rarely 8); lateral-line scales over a distance equal to predorsal length usually 40 to 45. Scales rather large, covered with slender conical to somewhat lanceolate and flattened spinules in widely divergent V rows or in quincunx order. Snout with black margin along leading edge only; gums all white; first dorsal fin uniformly blackish.

Geographical Distribution : So far known only from the western Caribbean, the Straits of Florida off Cuba, and the Atlantic off northeastern Florida (Fig. 687).

Habitat and Biology : Benthopelagic in 450 to 732 m depth. Reproductive organs of 17 specimens were examined from a large collection made in 732 m depth off Santa Marta, Colombia. Of these, 15 were females with large gonads containing nearly mature eggs.

Size : To at least 40 cm total length.

Interest to Fisheries : Probably occurs incidentally in catches of royal red shrimp, especially in the Caribbean.

Literature : Marshall (1973)

Remarks : In the western Atlantic, *V. mucocephalus* is likely to be confused only with *V. macropogon*, but the two are easily differentiated by characters given in the key and in the Remarks section in the description of *V. macropogon*.

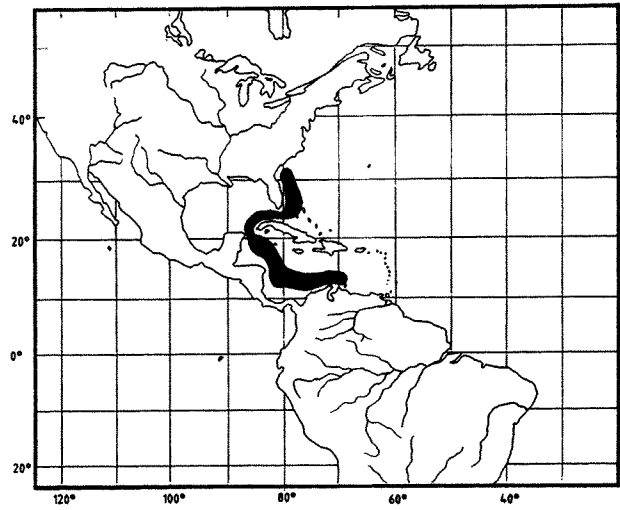


Fig. 687

Ventrifossa nasuta (Smith, 1935)

Fig. 688

MACROUR Vent 9

Scientific Name with Reference : *Lionurus nasutus* Smith, 1935, Rec. Albany Mus. 4: 176 (South Africa; PICKLE collections, no other data).

Synonyms : *Macruroplus nasutus* -- Smith, 1949.

FAO Names : En - Conesnout grenadier.

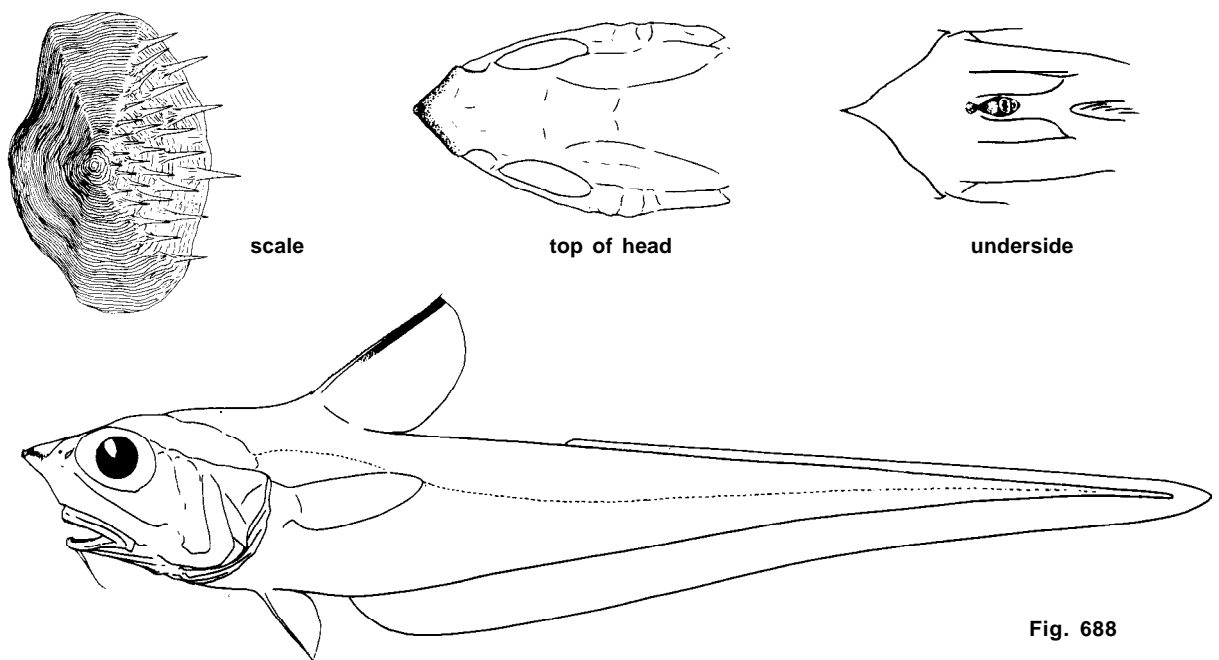


Fig. 688

Diagnostic Features : Teeth small, in a narrow band 4 to 6 rows wide in premaxilla, outer series slightly enlarged; mandibular band 4 to 6 teeth wide near symphysis, in 2 or 3 irregular series laterally, the inner teeth slightly larger. Inner gill rakers on first arch 13 to 15 total. First dorsal fin with 2 spines and 9 or 10 (rarely 8 or 11) rays, second spinous ray finely serrated; pectoral fin rays i16 to i22 (usually i18 to i20); pelvic fin rays 8. Measurements in percentages of head length: snout length 28 to 32; preoral length 22 to 25; orbit diameter 33 to 36; interorbital space 27 to 29; distance orbit to angle of preopercle 37 to 42; length of upper jaw 35 to 37; barbel length 18 to 21; length of outer gill slit 19 to 23; length of pectoral fin about 65 to 75. Pyloric caeca 29 to 37. Scales fairly large, covered with conical spinules in quincunx pattern or widely divergent V rows, spinules darkly pigmented except at tip; scale rows below midbase of first dorsal fin 5 to 6.5, below origin of second dorsal fin 5.5 to 7; lateral-line scales over a distance equal to predorsal length 38 to 45. Snout with a black margin along leading edge, the black does not extend onto suborbital or supranarial ridges; first dorsal fin generally dusky except black distally on membrane separating second spinous ray and first branched ray.

Geographical Distribution : Southern Africa (Indian Ocean) and Mozambique (Fig 689).

Habitat and Biology : Benthopelagic in 405 to 960 m depth. Feeds primarily on fish (including *Bregmaceros*) and squid, but polychaetes and pagurid crabs have also been found in the stomach.

Size : To about 41 cm total length.

Interest to Fisheries : The species has been taken by research vessels in moderate numbers off Mozambique in depths of 450 to 700 m, but no fisheries presumably exists for the species.

Local Names : SOUTH AFRICA : Rattail

Literature : Smith (1935); Iwamoto (in Smith & Heemstra, 1986).

Remarks : *Ventrifossa nasuta* bears resemblance to *V. misakia*, *V. johnboborum*, and *V. fusca* in general shape and presence of a small terminal snout scute, but it differs from these three in having much larger scales, a longer barbel, and a black membrane between the second spinous ray of the first dorsal fin and the first branched ray, among other features.

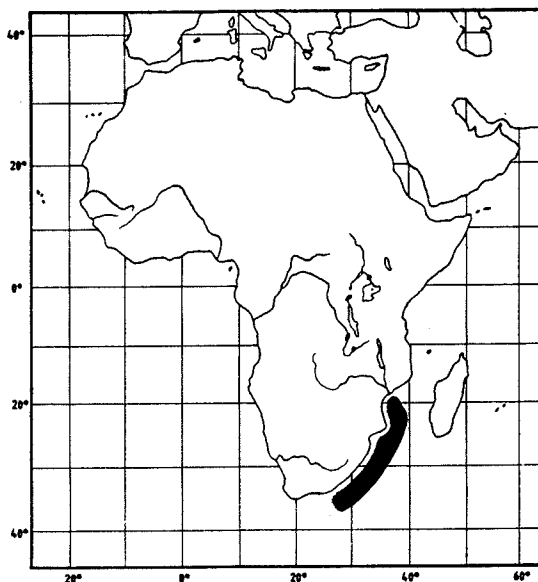


Fig. 689

Ventrifossa nigrodorsalis Gilbert & Hubbs, 1920

Fig. 690

MACROUR Vent 10

Scientific Name with Reference : *Ventrifossa nigrodorsalis* Gilbert & Hubbs, 1920, Bull. U.S. Natl. MUS. 100, 1(7): 546, fig. 36 (Philippines off Mindanao; 8° 37'37"N, 124° 35'E; 391 m; ALBATROSS sta. 5502).

Synonyms : None

FAO Names : En - Spinaker grenadier.

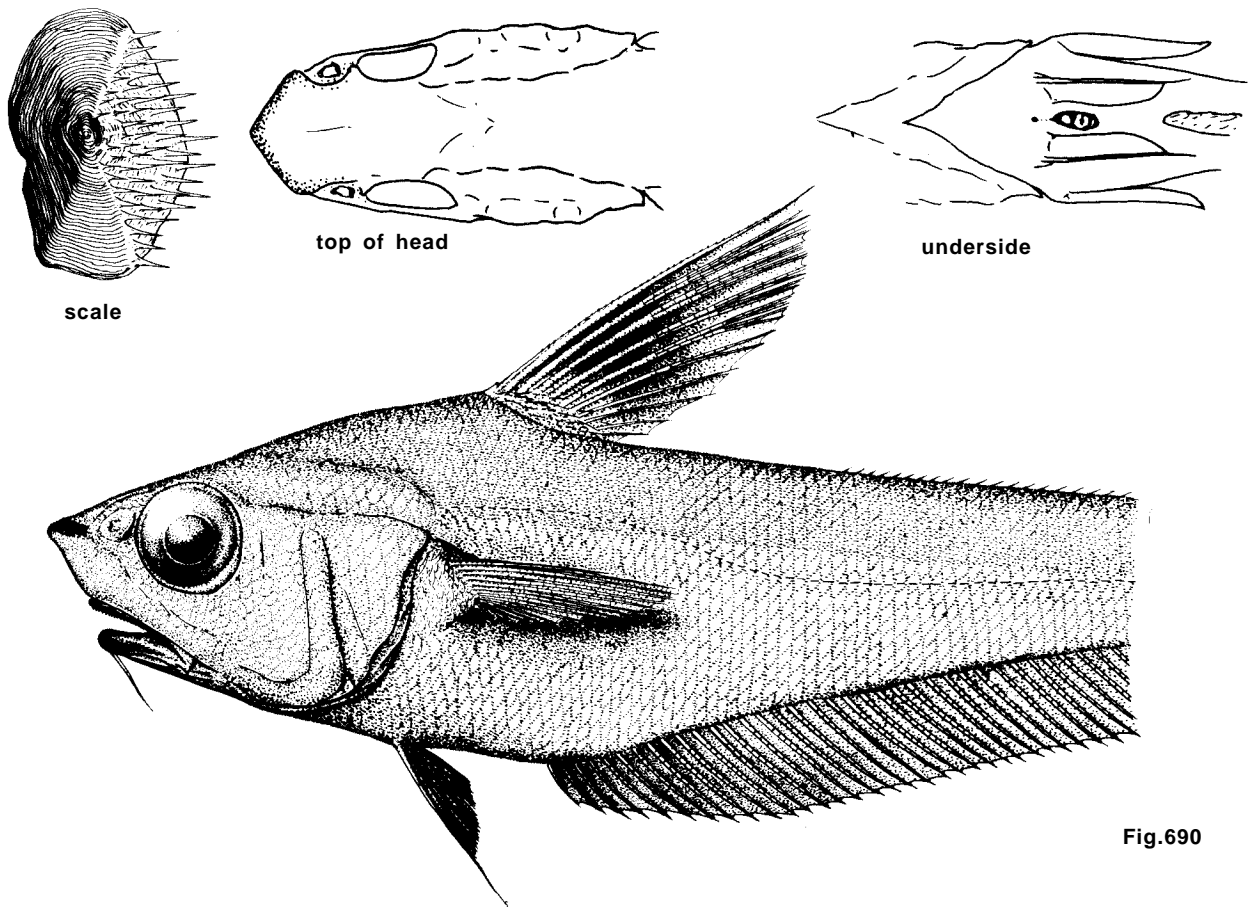


Fig.690

Diagnostic Features : Teeth small, in broad bands in premaxilla, outer series slightly enlarged; mandibular teeth in a rather narrow tapered band about 3 or 4 teeth wide laterally. Inner gill rakers on first arch 13 to 15 total. First dorsal with 2 spines and 9 or 10 rays, second spinous ray finely serrated; pectoral fin rays i18 to i22 (rarely 23); pelvic fin rays 8 or 9 (usually 8). Measurements in percentages of head length: snout length 26 to 32; preoral length 14 to 21; orbit diameter 29 to 33; interorbital space 21 to 28; distance orbit to angle of preopercle 40 to 45; length of upper jaw 37 to 42; barbel length 18 to 23; length of outer gill slit 20 to 24; body depth under origin of first dorsal 77 to 93; length of pectoral fin 48 to 67. Scales medium-sized, uniformly covered with slender, sharp, conical reclined spinules in widely divergent V rows or quincunx order; scale rows below origin of second dorsal fin 6.5 to 8; lateral-line scales over a distance equal to predorsal length 36 to 43. Snout with a black margin along leading edge, extending posteriorly onto suborbital shelf but not over supranarial and median nasal ridges; first dorsal fin with a large black blotch across middle.

Geographical Distribution : Known from southern Japan, Taiwan Island, Philippines, and parts of Indonesia (Borneo, Halmahera) (Fig. 691). Slight morphological variation seen in specimens from Japan and Indonesia, but not sufficient to recognize additional taxa.

Habitat and Biology : Benthopelagic in 270 to 700 m depth.

Size : To about 34 cm total length.

Interest to Fisheries : An abundant species, especially in the Philippines, but no catch statistics are available.

Local Names : JAPAN : Homaehige.

Literature : Gilbert & Hubbs (1920); Okamura (in Okamura et al. 1982).

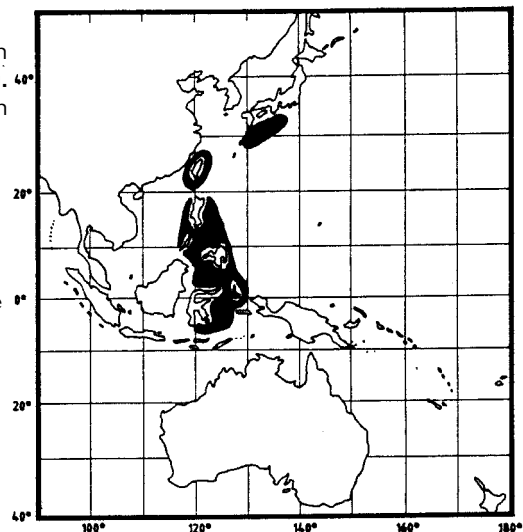


Fig. 691

Remarks : *Ventrifossa nigrodorsalis* is closely related to three other species with a black-blotched first dorsal: *V. petersoni*, *V. rhipidodorsalis*, and *V. longebarbata*. *V. petersoni*, to which it seems closest, differs in its longer barbel (20 to 28% of head length), smaller orbit diameter (25 to 29.5% of head length), shorter preoral length (11 to 14.5% of head length), more extensive areas of spinuleless scales behind first dorsal, blackish spinules, black margin on supranarial ridges and dorsal rim of orbit. *V. rhipidodorsalis* apparently has more spinuleless scales behind the first dorsal, an anteriorly black-edged anal fin, somewhat longer barbel (64.3 to 100% of orbit*), 9 or 10 pelvic fin rays,* and a slightly longer upper jaw (41 to 46.4% of head length*). *V. longebarbata* has a longer barbel (102 to 127% of orbit), longer upper jaw (41.9 to 46.9% of head length *), and smaller scales (9 or 10* below midbase of first dorsal and origin of second dorsal, about 47 lateral-line scales over a distance equal to predorsal measurement).

Ventrifossa nigromaculata (McCulloch, 1907)

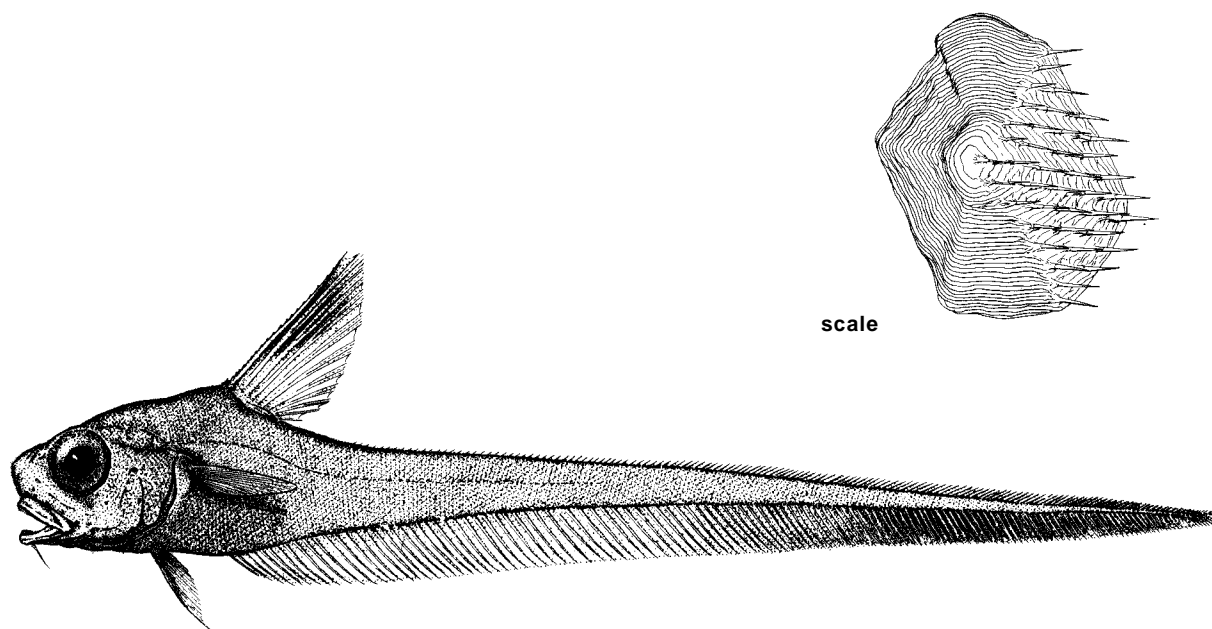
Fig. 692

MACROUR Vent 11

Scientific Name with Reference : *Macrourus nigromaculatus* McCulloch, 1907, Rec. Aust. Mus. 6:346, pl. 63, figs. 1, 1a (56 km East of Sydney, Australia; 1463 m).

Synonyms : *Lionurus nigromaculatus* -- McCulloch, 1919; *Nezumia nigromaculata* -- Makushok, 1967; *Macruroplus potronus* -- Pequeño, 1971; *Ventrifossa (Lucigadus) nigromaculata* -- Iwamoto, 1979.

FAO Names : En - Blackspotted grenadier.



(after Iwamoto, in Smith & Heemstra, 1986)

Fig. 692

Diagnostic Features : Teeth small, in a rather narrow band in premaxilla, outer series slightly enlarged; mandibular teeth in 1 to 3 irregular rows. Inner gill rakers on first arch 12 to 16 total. First dorsal with 2 spines and 10 or 11 rays, second spinous ray finely serrated; pectoral fin rays i18 to i22; pelvic fin rays 13 to 15. Measurements in percentages of head length: snout length 25 to 30; orbit diameter 40 to 47; preoral length 18 to 22; interorbital space 20 to 26; length of upper jaw 39 to 45; barbel length 18 to 26; length of outer gill slit 23 to 30; greatest body depth 92 to 112; length of pectoral fin 63 to 73. Scales small, covered with slender conical spinules in 11 or 12 subparallel rows (in larger specimens); scales present on lower branchiostegal rays and ventral margin of interopercle; scale rows below origin of second dorsal fin 10 to 12; lateral-line scales over a distance equal to predorsal length 42 to 45. Snout without prominent markings; first dorsal fin with a prominent black blotch across upper anterior half to 2/3.

* Data from Okamura, in Okamura et al. (1982, 1984)

Geographical Distribution : Southern Australia, New Zealand, west coast of Chile(Fig. 693).

Habitat and Biology : Benthopelagic; reported from 200 to 1 460 m depth but probably most common in 400 to 800 m.

Size : To about 34 cm total length.

Interest to Fisheries : Occasionally caught by trawlers in Tasmania in 450 to 760 m depth, but no catch statistics are available.

Local Names : AUSTRALIA : Black-spotted whiptail.

Literature : McCulloch (1907); Pequeño (1971); Iwamoto (1979); Last, Scott & Talbot (1983).

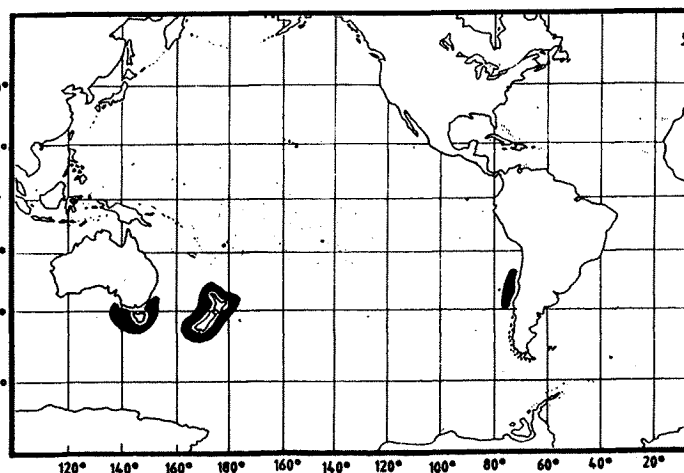


Fig. 693

Remarks : *Ventrifossa nigromaculata* is most similar to *V. ori* from the South Atlantic, but that species has a somewhat higher range of pelvic ray counts (15 or 16), the black blotch on the first dorsal fin extends to the tip of the first 5 branched rays, the outer gill slit is shorter (18 to 22% of head length), and the ground color is overall swarthy. Other members of this subgenus are readily distinguished by the fewer pelvic fin rays: *V. lucifer* (7 or 8); *V. fasciata* (10 to 12, and body marked with broad bars and bands); *V. nigromarginata* (10 or 11, and anal fin with a black margin anteriorly, scales below second dorsal origin 7 or 8).

Ventrifossa petersoni (Alcock, 1891)

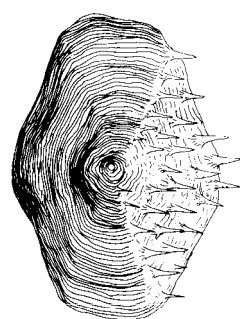
Fig. 694

MACROUR Vent 12

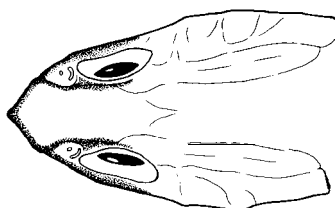
Scientific Name with Reference : *Macurus petersonii* Alcock, in Wood-Mason & Alcock, 1891 (Andaman Sea, 11° 31'40"N. 92° 46'40"E; 345 to 403 m; INVESTIGATOR sta. 115).

Synonyms : ? *Macurus (Chalinurus) hispidus* Alcock, 1889; *Macurus (Macurus) petersonii* -- Alcock, 1899; *Ventrifossa petersonii* -- Gilbert & Hubbs, 1920.

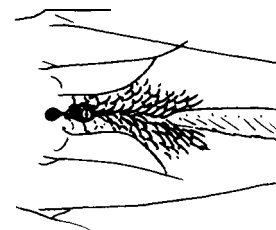
FAO Names : En - Peterson's grenadier.



scale



top of head



underside

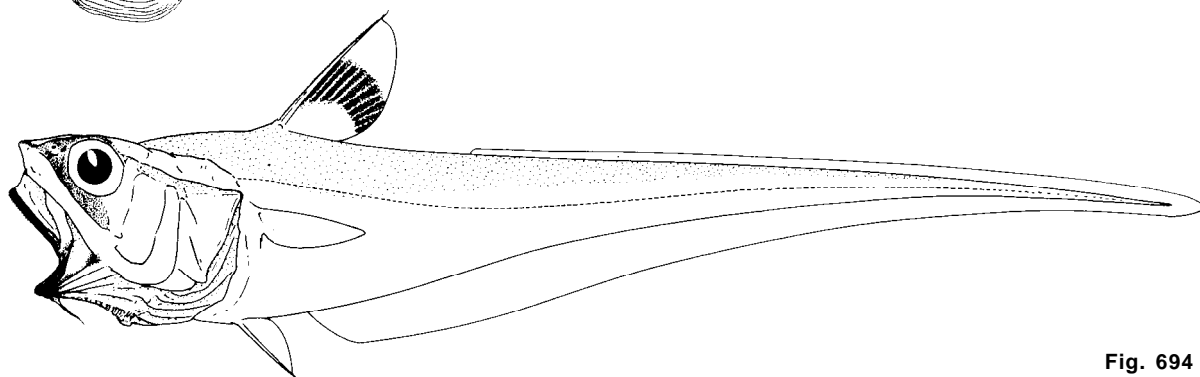


Fig. 694

Diagnostic Features : Teeth small, in a moderate band in premaxillae, outer series slightly enlarged; mandibular teeth in 2 or 3 irregular rows. Inner gill rakers on first arch 14 or 15 total. First dorsal with 2 spines and 8 to 10 rays, second spinous ray finely serrated; pectoral fin rays i21 to i22; pelvic fin rays 8 or 9 (usually 8). Measurements in percentages of head length: snout length 25 to 28; preoral length 11 to 14.5; orbit diameter 25 to 28; interorbital space 22 to 25; orbit to angle of preopercle 40 to 43; upper jaw 39 to 43; barbel length 20 to 28; length of outer gill slit 20 to 26; greatest body depth 78 to 89; length of pectoral fin 43 to 56. Scales rather large, covered with short, slender, conical spinules, many with broadened bases, in widely divergent V rows or quincunx order; scale rows below midbase first dorsal fin 5 to 6.5, below origin of second dorsal fin 6.5 to 7.5; lateral-line scales over a distance equal to predorsal length 38 to 43. Snout with a black margin along leading edge, extending posteriorly onto suborbital shelf, over supranarial ridges, and dorsal rim of orbits; first dorsal with a prominent black blotch across middle to lower portions

Geographical Distribution : Indian Ocean (Fig. 695)

Habitat and Biology : Benthopelagic; reported from 296 to 1 019 m but probably most common in 350 to 700 m depth.

Size : To about 42 cm total length

Interest to Fisheries : A widespread species in the Indian Ocean, but no catch statistics are available.

Literature : Alcock (in Wood-Mason & Alcock, 1891); Alcock (1899); Brauer (1906); Gilbert & Hubbs (1920); Weber & de Beaufort (1929).

Remarks : *Ventrifossa petersoni* is closely related to three other species with a black-blotched first dorsal fin: *V. nigrodorsalis*, *V. rhipidodorsalis*, and *V. longebarbata*. See the description of the first species for comparisons.

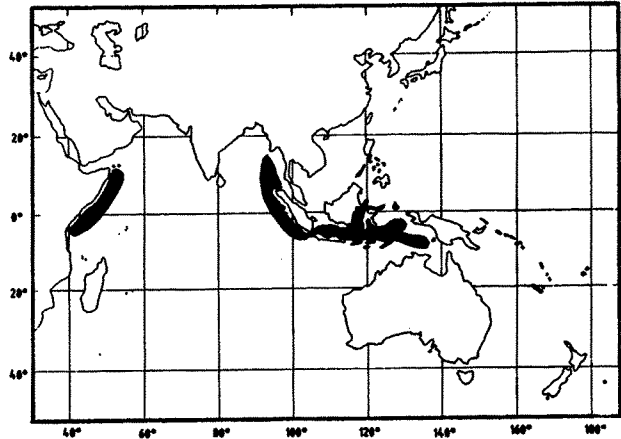


Fig. 695

2.5.3

Subfamily MACROUROIDINAE

Family Macrouroidinae Smith & Radcliffe, 1912, *Proc.U.S.Natl.Mus.*, 43:139

Synonyms : None.

Diagnostic Features : Orbit tiny, about 10% of head length, placed forward of small, inferior mouth; no chin barbel; first gill slit not restricted by membranous folds of skin, outer gill rakers long, slender; branchiostegal rays 7. Anus immediately before anal fin. A single, long, low dorsal fin beginning behind massive swollen head and continuous to end of straplike tail; anal fin long, poorly developed; pelvic fins either rudimentary with 5 rays or absent. No light organ. Swimbladder regressed.

Habitat, Distribution and Biology : The two species in this subfamily are both benthic- to bathypelagic, and widely distributed in temperate and tropical waters of the Pacific, Atlantic, and Indian Oceans. Although most specimens have been captured by bottom trawls, enough representatives have been taken in midwater nets to suggest that the species range vertically over considerable distances (to 5 300 m depth).

Size : To about 40 cm total length.

Interest to Fisheries : None at present.

Literature : Smith & Radcliffe, in Radcliffe (1912); Gilbert & Hubbs (1916); Okamura (1970a); Marshall (1973).

Remarks : This group has been treated as a separate family by others (see Smith & Radcliffe, in Radcliffe, 1912; Okamura, 1970a, b).

Key to Genera :

- 1a. Pelvic fin with 5 rays *Squalogadus modificatus*
 Gilbert & Hubbs(1916)
 (Fig. 696)
- 1b. Pelvic fins absent *Macrouroides inflaticeps*
 Smith & Radcliffe (1912)
 (Fig. 697)


*Squalogadus modificatus*

Fig. 696


*Macrouroides inflaticeps*

Fig. 697

2.5.4

Subfamily TRACHYRINCINAE**Synonyms** : None.

Diagnostic Features : Snout long, pointed, dorsoventrally flattened; mouth inferior but wide, premaxillae with short pedicels, slightly protractile. Barbel short or absent. A prominent fossa in post-temporal region. Small teeth in bands in both jaws. Branchiostegal rays 7. First gill slit unrestricted. Gill rakers on first arch numerous, slender but rather short. Two dorsal fins, the first short (second ray segmented), the second long, beginning immediately behind the first, with rays well developed, better so than those of anal fin. Scales stout, coarsely spinulated, scutelike, or platelike; a row of keeled scutes along dorsal and anal fins. Swimbladder with 2 or 3 retia mirabilia; no drumming muscles. Abdominal vertebrae 14 (not checked for all species). Anus immediately before anal fin. No light organs.

Habitat, Distribution and Biology : Apparently worldwide in temperate waters, although not recorded in the western and central North Pacific; present in tropical eastern Pacific. Benthopelagic in about 400 to 2 500 m depth. The biology of *Trachyrincus scabrus* in the Mediterranean has been fairly extensively studied (Motais, 1960), but little is known of other species of the subfamily.

Size : To more than 55 cm total length

Interest to Fisheries : *Trachyrincus scabrus* is apparently fairly common in deep waters of the western Mediterranean, but its economic importance in that region is not known. The other species of the subfamily are too uncommon or found too deep to be of much interest to fishery.

Literature : Günther (1887); Koefoed (1927); Motais (1960); Marshall (1973); Sazonov (1981)

Remarks : Two genera known, one (*Idiophorhynchus* Sazonov, 1981) having been described recently from a single species from off New Zealand. Five species of *Trachyrincus* are generally recognized.

Key to Genera :

- 1a. Barbel absent. Pelvic fin rays 3 or 4. Body squamation consists of 4 longitudinal rows of large keeled scutes on each side: 1 dorsolaterally, 2 ventrolaterally, and 1 midlaterally, the intervening areas with small scales or naked. Bony ridges of head smooth or weakly spined; head scales weakly or not spinulated (Fig. 698) ***Idiolorhynchus***
- 1b. Barbel small but present. Pelvic fin rays 6 or 7. Body squamation with 2 longitudinal rows of enlarged keeled scutes on each side: 1 dorsolaterally, 1 ventrolaterally, the intervening areas with small coarsely spinulated scales. Bony ridges on head mostly coarsely scaled (Fig. 699) ***Trachyrincus***

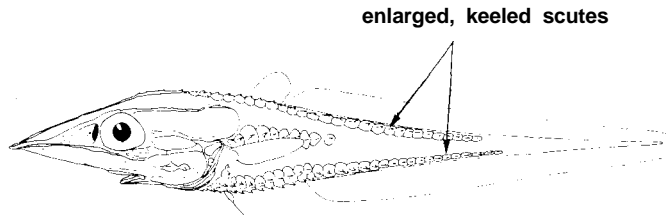
***Idiolorhynchus***

Fig. 698

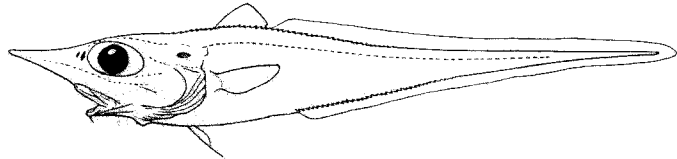
***Trachyrincus***

Fig. 699

List of Species

- Idiolorhynchus andriashevi*** Sazonov, 1981
Trachyrincus helolepis Gilbert, 1892
Trachyrincus longirostris Günther, 1878
Trachyrincus murrayi Günther, 1887
Trachyrincus scabrus (Rafinesque, 1810)
Trachyrincus villegai Pequeño, 1971

<i>Trachyrincus</i> Giorna, 1809	MACROUR Trac
---	---------------------

Genus with Reference : ***Trachyrincus*** Giorna, 1809, *Mem. Acad. Imper. Sci. Turin*, (1805-1808): 179 (type species ***Lepidoleprus trachyrincus*** Risso, 1810) (As with another of Giorna's genera [***Coelorrinchus***], a question still remains as to the designation of the type species; W. N. Eschmeyer, in a forthcoming book on the genera of fishes, will treat this problem in detail.)

Synonyms : ***Oxycephas*** Rafinesque, 1810; ***Lepidoleprus*** Risso, 1810; ***Lepidosoma*** Swainson, 1839.

Diagnostic Features : As for subfamily, but in addition: barbel small but present; pelvic fin rays 6 or 7; two longitudinal rows of enlarged keeled scutes on each side: 1 dorsolaterally, 1 ventrolaterally, the intervening areas with small coarsely spinulated scales; bony ridges on head mostly coarsely scaled.

Habitat, Distribution and Biology : Mediterranean; North Atlantic from Labrador east to the Irish slope, south to Cape Verde Islands; southeastern Atlantic (Namibia and South Africa); New Zealand area; eastern South Pacific from Panama south to central Chile. Benthopelagic in 403 to 1 978 m depth.

Size : To more than 85 cm total length.

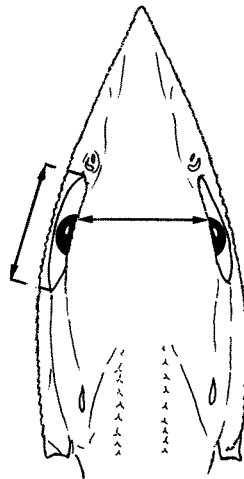
Interest to Fisheries : Only ***T. scabrus*** is of definite interest to fisheries

Literature : Giorna (1809); Günther (1887); Karrer (1973a. b); Marshall (1973); McCann & McKnight (1980)

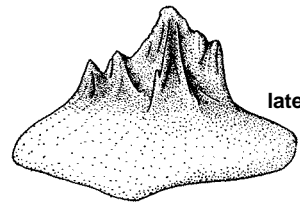
Remarks : Often misspelled ***Trachyrhynchus*** and ***Trachyrinchus***; the first following Günther's (1887) unjustified emendation. The original orthography should be retained.

Key to Species

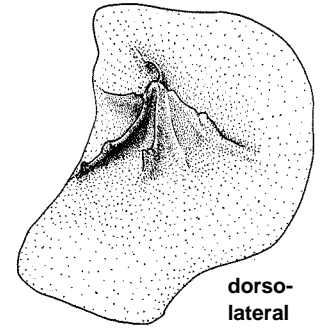
- 1a. Scales rather deciduous; none (apparently) on belly *T. murray*
- 1b. Scales adherent; belly fully scaled
 - 2a. Snout rather short, ventral length about equal to length of premaxillary. Head broad, interorbital width usually greater than orbit diameter. Keels of dorsal and ventral scutes irregularly multidentate at all sizes; none smooth and bladellike (Fig. 700) *T. villegai*
 - 2b. Snout moderate to long; ventral length about equal to or longer than premaxillary length. Head moderate, interorbital width about equal to or less than orbit diameter. Dorsal and ventral scutes with a single smooth, sharp, recurved, bladellike keel or keels variously multidentate (Figs 701b, 702b)



a. top of head



lateral view



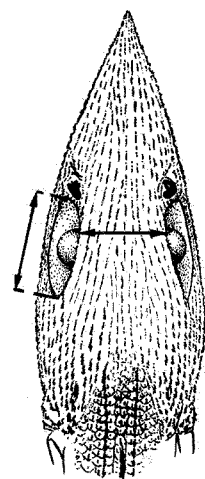
dorso-lateral view

b. dorsal scute

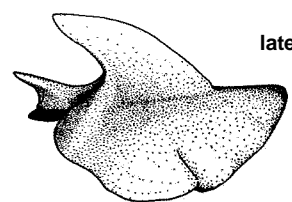
T. villegai

Fig. 700

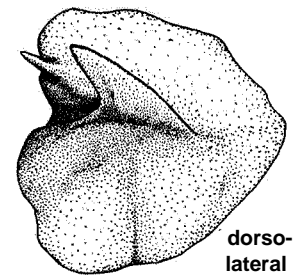
- 3a. Orbit more than 1.7 times into snout, much greater than interorbital width. Scute keels generally smoothly bladellike, without multidentate tips in small individuals (<30 cm), becoming increasingly more multidentate with size (Fig. 701) *T. scabrus*
- 3b. Orbit about 1.7 times into snout length, about equal to interorbital width. Scute keels smoothly blade-like or almost entirely multidentate at all sizes
- 4a. Scute keels almost entirely multidentate at all sizes (Fig. 702) *T. helolepis*
- 4b. Scute keels generally smoothly edged blades *T. longirostris*



a. top of head



lateral view

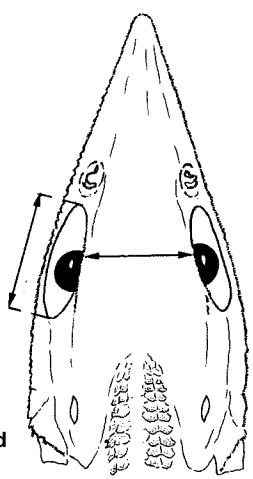


dorso-lateral view

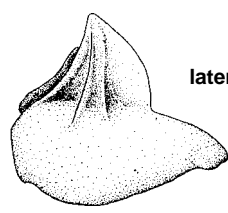
b, dorsal scute

T. scabrus

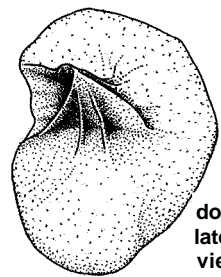
Fig. 701



a. top of head



lateral view



dorso-lateral view

b. dorsal scute

T. helolepis

Fig. 702

***Trachyrincus helolepis* Gilbert, 1892**


Fig. 703

MACROUR Trac 2

Scientific Name with Reference : *Trachyrincus helolepis* Gilbert, 1892, Proc. U.S Natl. Mus., 14:562 to 563 (Galapagos, 0° 29'00"S. 89° 54'30"W, 717 m).

Synonyms : None.

FAO Names : En - Armourhead grenadier



(after Garman, 1899)

Fig. 703

Diagnostic Features : Snout rather narrow and long, length 41 to 45% of head length, preoral length 34 to 38%; interorbital space 26 to 32%, about equal to orbit diameter; length of upper jaw 27 to 30%. Outer gill rakers on first arch 21 to 26 total, 16 to 18 on lower limb; outer series on second arch 15 to 17 total. First dorsal fin with 11 to 12 rays; pectoral fin with 21 to 24 rays; pelvic fin with 6 or 7 rays. Row of enlarged scutelike scales along base of anal fin does not extend forward of anus; scutelike scales along dorsal and anal fins usually with a single, sharply pointed keel, if more than one point, the largest point much larger than the others on a scute; scales moderately embedded, the margins well defined; scale rows over distance equal to predorsal length 62 to 65. **Colour**: a uniform medium brown.

Geographical Distribution : Galapagos and Chile (to 32° 17'S) (Fig. 704).

Habitat and Biology : Benthopelagic in 580 to 960 m depth.

Size : To at least 46 cm total length.

Interest to Fisheries : Apparently taken occasionally by trawlers off Chile.

Literature : Gilbert (1892); Garman (1899).



Fig. 704

Trachyrincus scabrus (Rafinesque, 1810)

Fig. 705

MACROUR Trac 1

Scientific Name with Reference : *Oxycephas scabrus* Rafinesque, 1810, *Indice Ittiol. Sicil.*: 13, pl. 1 (fig. 1-2).

Synonyms : *Trachyrincus anonyma* Giorna, 1809; *Lepidoleprus trachyrincus* Risso, 1810; *Trachyrhynchus trachyrhynchus* -- Günther, 1887; *Macrorus trachyrhynchus* -- Vaillant, 1888.

FAO Names : En - Roughsnout grenadier.

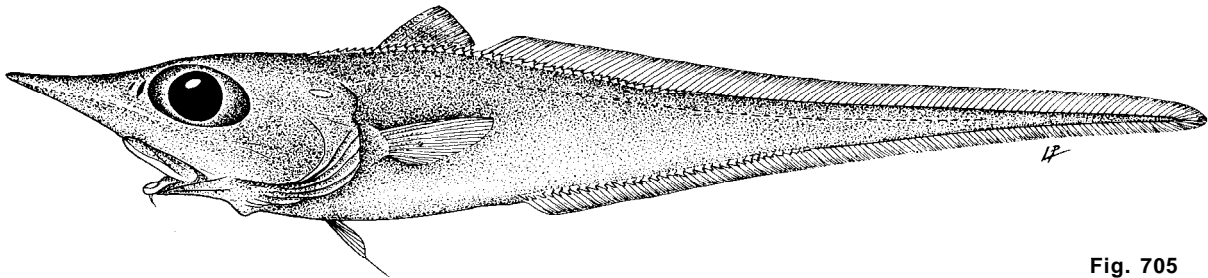


Fig. 705

Diagnostic Features : Dorsal scute row with more than 20 scutes behind vertical through anus; ventral scute row with no scute before anus; scute keels generally smoothly bladelike, without multicuspid tips in small individuals (<30 cm), becoming increasingly more multicuspid with size. Scales adherent; belly fully scaled. Orbit more than 1.7 times into snout length, much greater than interorbital width. Ventral length of snout much greater than length of premaxillary.

Geographical Distribution : Mediterranean and eastern North Atlantic, from Irish slope to Cape Verde Islands (Fig. 706).

Habitat and Biology : Benthopelagic in 395 to 1 495 m depth. Primarily a pelagic feeder. Geistodoerfer (1978a) recorded a predominance of pelagic copepods in the stomachs of specimens taken off northwest Africa, with lesser quantities of mysids, shrimps, cephalopods, and fish. Polychaetes and gastropods composed a minor part of the diet.

Size : To about 50 cm total length.

Interest to Fisheries : Taken as bycatch by offshore bottom trawlers throughout its range. Mostly reduced to fishmeal and oil.

Local Names : POLAND : Coarse-nosed grenadier.

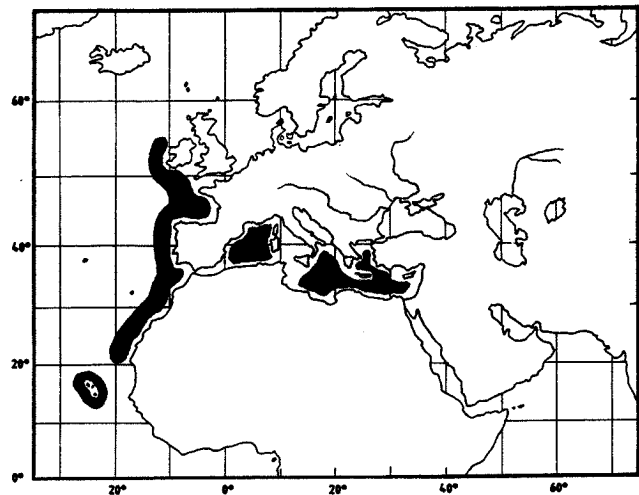


Fig. 706

Literature : Günther (1887); Farran (1924); Koefoed (1927); Marshall (1973); Marshall & Merrett (1977).

Remarks : The name *Trachyrincus anonyma*, given for the species by Giorna (1809) in his original description of the genus, was not used as a binominal and can thus be ignored. The species name *scabrus* Rafinesque, 1810, predates *trachyrincus* Risso, 1810, by a few months. The closely related *T. murrayi* is generally found further north and west, and extends all the way to the coasts of the Americas off Labrador.

Trachyrincus villegai Pequeño, 1971

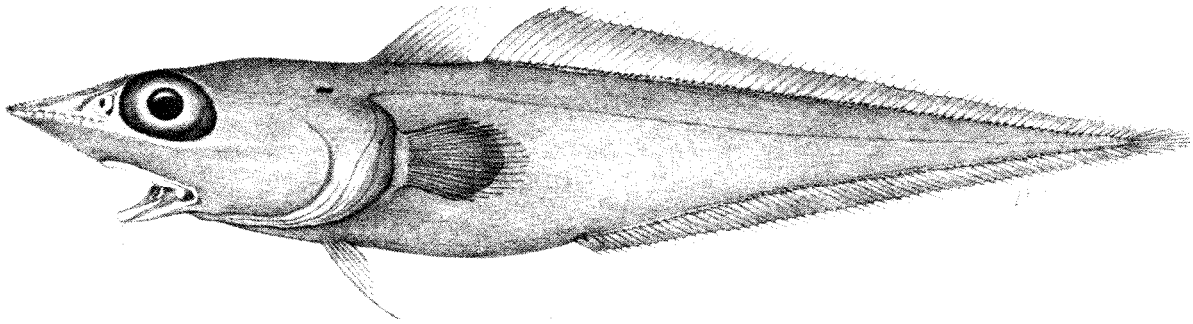
Fig. 707

MACROUR Trac 3

Scientific Name with Reference : *Trachyrincus villegai* Pequeño, 1971, Bol. Mus. Nac. Hist. Nat. Chile, 32: 277-279, fig. 4; (Chile, 25° 19'00" S, 70° 33'05" W, 320-324 m).

Synonyms : None.

FAO Names : En - Grey grenadier



(after Pequeño, 1971)

Fig. 707

Diagnostic Features : Snout broad in juveniles, becoming narrower and relatively longer in adults, its length 30 to 41% of head length, preoral length 23 to 33% of head length; interorbital space broad, 28 to 36% of head length, about equal to or (usually) more than orbit diameter; length of upper jaw 30 to 35% of head length. First dorsal with 10 or 11 rays; pectoral fin with 19 to 24 rays; pelvic fin with 6 or 7 rays. Row of enlarged scutelike scales along base of anal fin does not extend forward of anus; scutelike scales bluntly pointed and denticulate, the largest point only slightly larger than the others on a scute, scales deeply embedded and covered with thick skin, the margins obscured; scale rows over a distance equal to predorsal length 54 to 59. Outer gill rakers on first arch 21 to 24 total, 16 to 18 on lower limb; outer series on second arch 14 to 16 total. Colour greyish.

Geographical Distribution : Northern Peru to central Chile (to at least 30° S) (Fig. 708).

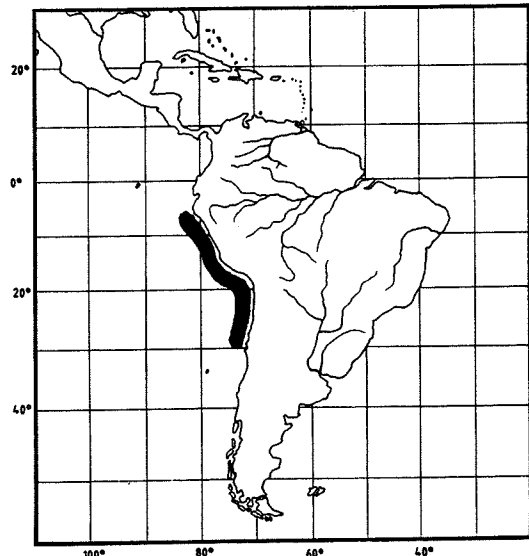
Habitat and Biology : Benthopelagic in 250 to 980 m depth

Size : To at least 44 cm total length.

Interest to Fisheries : Apparently taken occasionally by trawlers off Peru and Chile.

Literature : Pequeño (1971); Chirichigno (1978).

Remarks : *Trachyrincus villegai* is readily distinguished from its only eastern Pacific counterpart, *T. helolepis* by its grey to greyish brown colour (cf. uniformly brownish) its broader, blunter snout (viewed dorsally at all stages), and its coarser squamation.



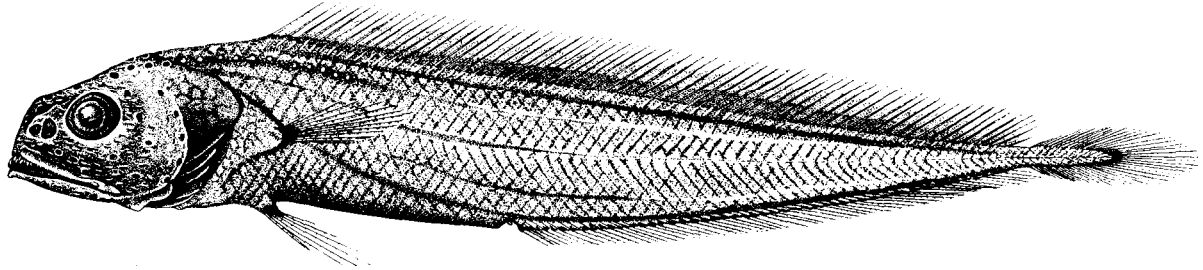
2.6

FAMILY MELANONIDAE

Fig. 709

MELAN

FAO Names : En - Pelagic cods.



(drawn by K. Moore, Washington)

Melanonus gracilis

Fig. 709

General Features : Small fishes, not exceeding 15 cm in total length; body long and tapering. Head blunt, without chin barbel and covered with numerous small, fleshy ridges. A long-based, single dorsal fin, sometimes appearing as two; a single, long-based anal fin; both are separate from, but close to the caudal fin on the slender caudal peduncle. Colour: pale to dark.

Habitat, Distribution and Biology : Oceanic, meso- to bathypelagic, widely distributed in subantarctic, temperate and tropical waters.

Interest to Fisheries : None

Remarks : This family includes a single genus.

Melanonus Günther, 1878

MELAN Melan

Genus with Reference : *Melanonus* Günther, 1878, Ann.Mag.Nat.Hist.(5), Vol. 2: 19.

Diagnostic Features : See family.

List of Species :

Melanonus gracilis Günther, 1878 (Southern Ocean, circumantarctic, rarely entering temperate waters)

Melanonus zugmayeri Norman, 1930 (Circumglobal in tropical and subtropical seas).

2.7 FAMILY MERLUCCIIDAE

Fig. 710

MERLU

Family Name with Reference : *Merlucciidae* Gill, 1884, *Proc.Acad.Nac.Sci.Phila.*, 1884:167.

FAO Names : En - Hakes; Fr - Merlus; Sp - Merluzas.

General Features : Body long, slender and laterally compressed. Head large or medium-sized, and little depressed in most species; frontal bones separated, with ridges diverging from the occipital crest and bordering a large triangular depression; a low V-shaped ridge appears on upper side of head; neural spine of first vertebra firmly attached to supra-occipital bone of skull; mouth large, lower jaw slightly projecting beyond the upper in most species, end of upper jaw reaching below middle of eye; eye large, its diameter 1/2 to 1/5 of head length; strong, pointed teeth in jaws in most species; teeth in upper jaw biserial or in a single row; teeth also present on vomer but not on palatines; no barbel on chin; branchiostegal rays 7. Two dorsal and one anal fins; first principal rays spinous in most species; dorsal fin, better developed than the anal; pectoral fins rather long and high in position; pelvic fins with 7 to 10 rays and normally developed in most species; caudal fin truncated or tapering. Anus situated close to origin of anal fin in most species. Scales small, cycloid. Colour: usually steel grey on back, silvery white on sides and belly; more blackish in some species (*Merluccius*), usually light blue on back, silvery white on belly, fins blackish (*Macruronus*) and upper parts light brown, belly purplish (*Steindachneria*).

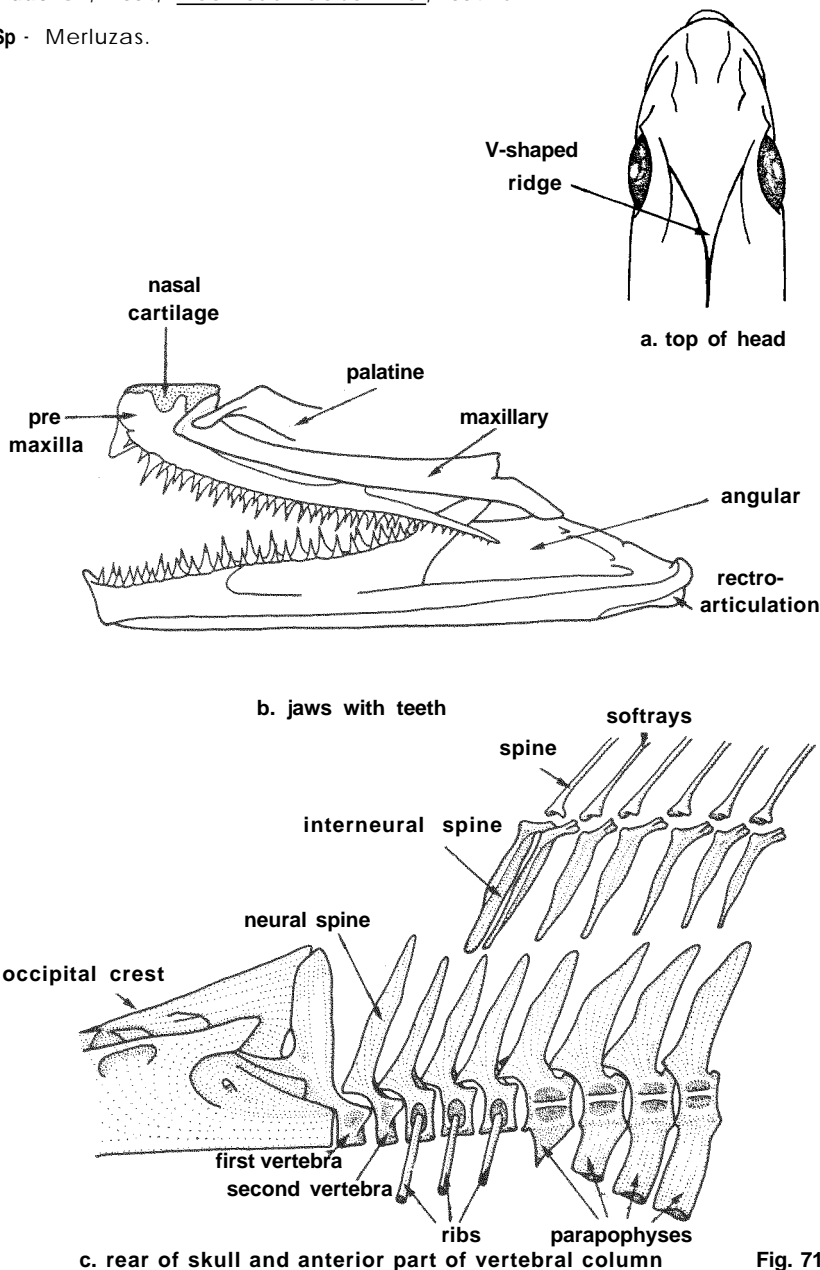


Fig. 710

Habitat, Distribution and Biology : The distribution of the family is illustrated on the map below. The thirteen species of *Merluccius* are distributed on both sides of the Atlantic Ocean, in the eastern Pacific Ocean and off southern New Zealand. These fishes inhabit the continental shelf and upper slope, but some enter estuaries and/or very deep waters over 1 000 m depth. They are voracious predators, but their food preferences change during growth. Most undertake diurnal vertical movements and spawn in spring or in summer.

The three species *Macruronus* are distributed in Subantarctic waters including southern South America, South Africa, southern Australia and New Zealand. They live in large schools on the continental shelf.

The genus *Lyconus* consists of an unknown number of species from the Atlantic (where it apparently has an antitropical distribution) and from the Southwest Pacific.

The genus *Steindachneria* is represented by a single species from deep waters of the Gulf of Mexico and the Caribbean.

The biology of the last 3 genera is poorly known at present

Interest to Fisheries : Most fisheries for merlucciids have developed recently (the hakes having been considered to be trash fish in the past); eleven species of *Merluccius* and two species of *Macruronus* are now being exploited. Worldwide catches of merlucciids amounted to 1 977 837 t in 1987, which make the Merlucciidae the second-most important family of the Gadiformes (Table II).

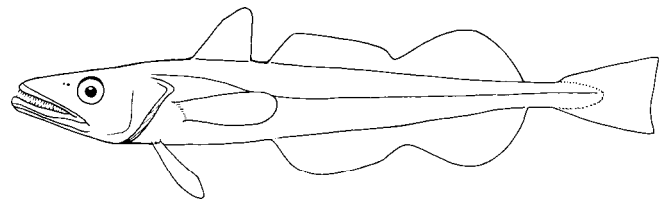
As can be seen from the above table, about 30% of the 1987 catches of merlucciid species were taken in the South-West Atlantic (Fishing Area 41) and 23% in the eastern Central Atlantic (Fishing Area 34). The other fishing areas from which catches were reported are, in decreasing order of importance: NE Pacific (67), SE Pacific (87), SW Pacific (81), NW Atlantic (21), NE Atlantic (27), Mediterranean and Black Seas (37), SE Atlantic (47), WC Atlantic (31) and EC Pacific (77). The most important species landed were: *Merluccius hubbsi* (22.9% of the world catch), and *Merluccius capensis* and *Merluccius paradoxus* (combined 22.4%), followed by *Merluccius productus*, *Macruronus novaezelandiae*, *Macruronus magellanicus*, *Merluccius merluccius*, *Merluccius polylepis*, *Merluccius bilinearis*, *Merluccius gayi*, *Merluccius senegalensis*, *Merluccius australis* and *Merluccius polli*. It should be noted that *Merluccius polylepis* which is considered a synonym of *Merluccius australis* by the present author, is treated separately in the FAO statistics. Otter trawls are the main fishing gear in hake fisheries, but traps and pound nets are also used. Hakes are marketed fresh, frozen, chilled as fillets, frozen not as fillets, dried, salted, in brine, canned and as fish meal.

Literature : Svetovidov (1948); Maul (1951); Ginsburg (1954); Franca (1962); Grinols & Tillman (1970); Inada (1981a).

Remarks : Some workers still prefer to recognize the Merlucciidae as a subfamily of the Gadidae, but more recent work suggests that they should be considered as a separate family (Marshall, 1966; Cohen, 1984; Nelson, 1984). The classification adopted in this catalogue follows Cohen (1984), who recognized 4 living genera (2 extinct genera are not mentioned here). In addition to the 3 species of *Macruronus* recognized here, two other nominal forms (*M. caninus* Maul and *M. maderensis* Maul) have been wrongly included in this genus. According to D. Cohen, the first is an early life history stage of *Lyconus*, and the second belongs to the family Macrouridae.

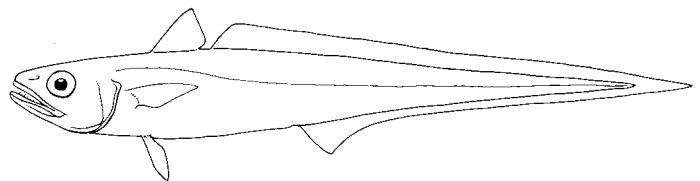
Key to Genera:

- 1a. Anus and urogenital opening situated close together; luminescent organ absent (subfamily Merlucciinae)
 - 2a. Two distinct dorsal fins
 - 3a. A separate caudal fin present *Merluccius* (Fig. 711)
 - 3b. No separate caudal fin *Macruronus* (Fig. 712)
 - 2b. Dorsal fin single *Lyconus* (Fig. 713)
- 1b. Anus and urogenital opening widely separated; luminescent organ present (subfamily Sterndachneriinae) *Steindachneria* (Fig. 714)



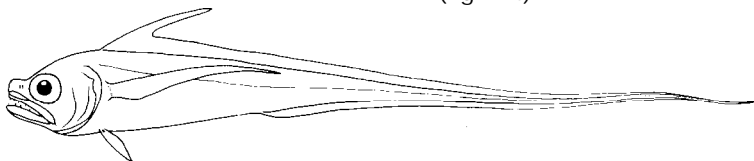
Merluccius

Fig. 711




Macruronus

Fig. 712



Lyconus

Fig. 713



Steindachneria

Fig. 714

TABLE II
1987 LANDINGS OF MERLUCCIIDAE IN METRIC TONS REPORTED TO FAO

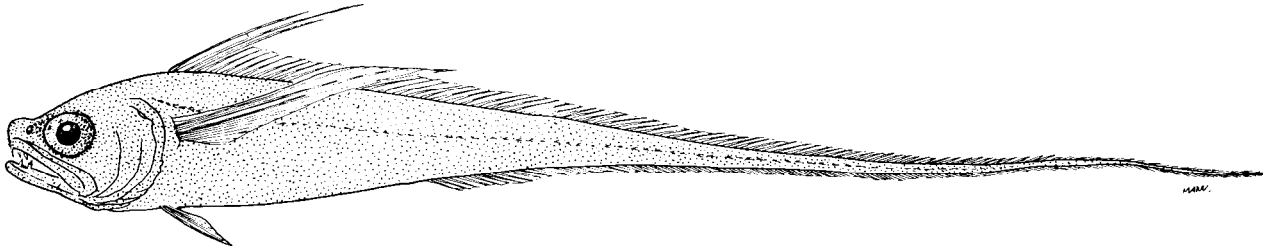
Species	Total	21	27	31	34	37	41	47	67	77	81	87
<i>M. merluccius</i>	116 987		72 455		9 947	34 585						
<i>M. senegalensis</i>	7 469				7 469							
<i>M. australis</i>	3 800										3 800	
<i>M. bilinearis</i>	77 975	77 956		19								
<i>M. gayi</i>	64 286											64 286
<i>M. hubbsi</i>	434 472						434 472					
<i>M. prodoctus</i>	297 976								297 966	10		
<i>M. polli</i>	77							77				
<i>M. polylepis</i> (subpopulation of <i>M. australis</i>)	110 993						54 375					56 618
<i>M. capensis</i> and <i>M. paradoxus</i>	444 348				444 348							
<i>Merluccius</i> spp.	90				71			19				
<i>Macruronus</i> <i>magellanicus</i>	181 005						49 171					131 834
<i>Macruronus</i> <i>novaezelandiae</i>	194 274										194 274	
<i>Macruronus</i> spp.	44 085						44 085					
Total	1 977 837	77 956	72 455	19	461 835	34 585	582 103	96	297 966	10	198 074	252 738

Lyconus Günther, 1887

Fig. 715

MERLU Lyco

Genus with Reference : *Lyconus* Günther, 1887: 158. Type-species: *Lyconus pinnatus* Günther, 1887, by monotypy.



(after Günther, 1887)

Lyconus pinnatus

Fig. 715

Diagnostic Features : Body elongate, compressed, with a long, tapering tail lacking a separate caudal fin. Head moderate-sized, about 1/8 of body length, composed of thin bones with narrow mucous channels except in the interorbital space; mouth terminal, large and oblique; end of upper jaw extending beyond middle of orbit; snout short, its tip rounded; eye large, lying immediately below upper profile, its diameter about 1/3 of head length and longer than snout length; interorbital space rather flat and narrower than eye diameter; both jaws armed with a series of widely set teeth, unequal in size, two on tip of upper jaw being canine-like but not as large as the two long lateral fangs of lower jaw; vomer with a single canine-like tooth on each side; no barbel on chin; opercles very thin; infraorbital bone separating maxilla from eye narrow. Dorsal and anal fins long and continuous, composed of very delicate, simple rays; origin of dorsal fin situated above base of pectoral fins; anal fin origin located immediately behind anus, its rays considerably shorter than those of dorsal fin; pectoral fins with 13 rays, directed obliquely upwards and exceedingly elongate, the middle rays extending far beyond anus; pelvic fins thoracic, composed of 10 rays and situated below bases of pectoral fins. Scales very small, thin, cycloid and deciduous.

Interest to Fisheries : None

Literature : Günther (1887); Holt & Byrne (1906); Nelson (1984).

Remarks : A poorly known genus with an unknown number of species. Two, small, rare species have been described so far (Nelson, 1984). One of them, *Lyconus pinnatus* Günther, 1887, was described from a 12.5 cm specimen caught in the middle of the South Atlantic. Günther noted that there is no break in the continuity of the dorsal fin, but some of its anterior rays are much prolonged; as this portion is injured, no more precise information can be given. The other species, *Lyconus brachycolus* Holt & Byrne, 1906 was described from the eastern North Atlantic.

List of species*

Lyconus brachycolus Holt & Byrne, 1906

Lyconus pinnatus Günther, 1887

Macruronus Günther, 1873

MERLU Macru

Genus with Reference : *Macruronus* Günther, 1873: 103. Type-species: *Coryphaenoides novae-zelandiae* Hector, 1871.

Diagnostic Features : Body elongate, compressed, with a long tapering tail lacking a separate caudal fin. Head moderate-sized, about 1/6 of body length; mouth large and oblique; tip of lower jaw protruding slightly beyond the upper; end of upper jaw extending to below middle of eye; snout long and bluntly pointed, its length 1.3 to 1.5 times the eye diameter; eye large, 1/5 to 1/4 of head length; interorbital space flat, its width almost equal to eye diameter; suborbital ridge absent; teeth in upper jaw biserial or in a single row; those in lower jaw in a single row; several teeth in both jaws long and sharp; small teeth present on vomer, none on palatines; no barbel in chin; gill rakers slender, their length about half of eye diameter; number of gill rakers on lower limb of first arch 11 to 27;

* Probably includes other species. The genus is being currently revised by D. Cohen

branchiostegal rays 7. First dorsal fin with 8 to 13 rays, high, triangular and short based; second dorsal fin better developed than anal fin with 88 to 120 rays; anal fin with 75 to 105 rays; origin of first dorsal fin slightly behind those of pectoral fins in most species; Inner space between dorsal fins very short; origin of second dorsal fin well forward of anal fin origin; anal fin origin slightly forward of mid-point of body; anterior rays of anal fin usually forming a lobe; pectoral fins longer than pelvics in most species, and extending to below first dorsal fin origin; pelvic fins with 8 to 10 rays, situated slightly behind and below pectoral fin origins. Anus just in front of anal fin origin. Scales thin, small and cycloid. **Colour:** dorsal surface silvery with a purple or blue-green tinge; belly silvery, slightly bluish; fins darker, small melanophores scattered on fin membrane of dorsal and anal fins.

Habitat, Distribution and Biology : Distributed in the temperate waters of the southern hemisphere: off Cape Town, South Africa, southern Australia and Tasmania, southern New Zealand, southern Chile and off Argentina. Benthic species, living mainly in the shelf zone, but some seasonally present on the upper slope, in depths from 30 to 650 m; occasionally taken in open sea midwaters. They migrate southward in spring and summer, and northward in winter. Spawning occurs from winter to early spring in deep waters of the continental slope. Young fish are found in shallow waters of the continental shelf. One-year-old fish (about 25 cm total length) begin to move to the edge of the shelf and onto the upper continental slope. Sexually maturity is attained at 3 years of age (60 cm fork length). They are fish-eating carnivores feeding exclusively on lantern fishes.

Interest to Fisheries : *M. novaezelandiae* and *M. magellanicus* are now regularly fished by trawling and became the third-most important merluccid fishery (after *Merluccius capensis* and *paradoxus* combined, and *Merluccius hubbsi*). The total catch reported to FAO in 1987 attained 419 364 t for both species (194 274 t and 181 005 t respectively). Of these landings, Chile alone caught 131 834 t.

Literature : Maul (1951); Marshall (1966).

Key to Species:

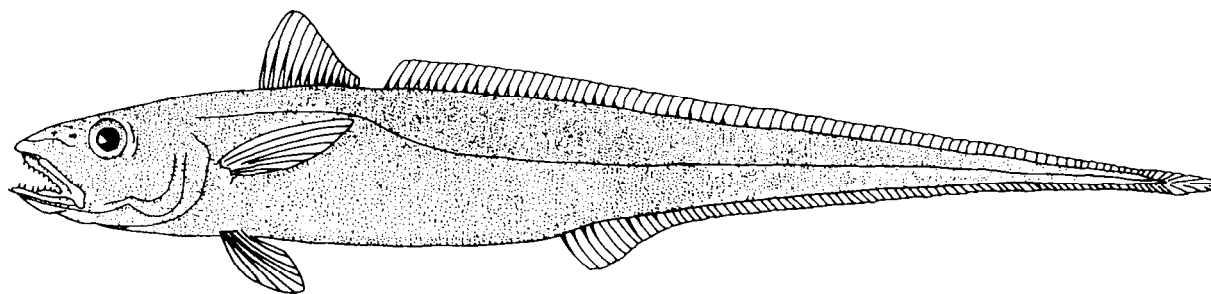
- 1a. Total number of gill rakers on first arch 30 to 34 (mode 32) ***M. magellanicus***
(Argentina, Chile)
- 1b. Total number of gill rakers on first arch 27 to 30 (mode 19)
- 2a. Canine-like teeth on tip of upper jaw present; interorbital width 4.2 to 4.6 times in head length ***M. novaezelandiae***
(New Zealand, Tasmania)
- 2b. Canine-like teeth on tip of upper jaw absent; Interorbital width 4.1 to 4.2 times in head length ***M. capensis***
(South Africa)

List of species

Macruronus capensis Davies, 1950
Macruronus magellanicus Lönnberg, 1907
Macruronus novaezelandiae (Hector, 1871)

Macruronus capensis Davies, 1950

Fig. 716

MERLU Macru 1**Scientific Name with Reference** : *Macruronus capensis* Davies, 1950, Ann.Mag.Nat.Hist., 12(3):512.**Synonyms** : None**FAO Names** : **En** - Cape grenadier; **Fr** - Grenadier du cap; **Sp** - Grenadero del Cabo.

(after Davies, 1950)

Fig. 716

Diagnostic Features : Body depth 6.3 to 7.2 times in body length; head length about 6 to 6.1 times in total length. Measurements relative to head length: lower jaw 1.5 to 1.9 times; snout 2.9 to 3.3 times; eye diameter 3.8 to 4.6 times; interorbital width 4.1 to 4.2 times. Teeth in both jaws conical, more or less uniform in size, strongly curved and in a single series; 6 to 10 teeth on each side of lower jaw, 12 to 18 on each side of upper jaw; no canine-like teeth on tip of upper jaw; number of gill rakers on first arch, 6 or 7 on upper limb and 21 to 23 on lower limb, 27 to 29 in total. First dorsal fin with 1 spine and 11 to 13 rays; second dorsal with approximately 88 to 98 rays; anal fin with 75 to 102 rays; pectoral fins with 15 to 20 rays, their lengths 1.3 to 1.6 times in head length; pelvic fins with 8 rays, their lengths 1.8 to 2 times in head length. **Colour**: dorsal side of body blackish blue, sides and belly silvery white, all fins blackish.

Geographical Distribution : Off South Africa: in deep waters off the Cape of Good Hope, Mossel Bay and off Algoa Bay (Fig. 717).

Habitat and Biology : Only few individuals have been caught until now. Probably inhabiting very rough bottom or mid-waters.

Size : Recorded maximum length about 1 m.

Interest to Fisheries : None at present.

Local Names : SOUTH AFRICA : Bandstert, Strap-tail.

Literature : Davies (1950); Smith (1965).

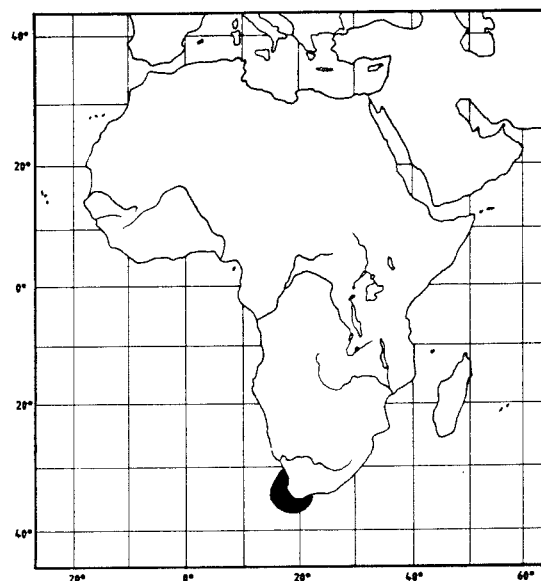


Fig. 717

Macruronus magellanicus Lönnberg, 1907

Fig. 718

MERLU Macru 2

Scientific Name with Reference : *Macruronus magellanicus* Lönnberg, 1907, Hamb.Magalh.Sammerlr., Fische:15.

Synonyms : *Macruronus novae-zelandiae* Günther, 1880; *Macruronus argentinae* Lahille, 1915.

FAO Names : En - Patagonian grenadier; Fr Grenadier Patagonien; Sp - Merluza de cola.

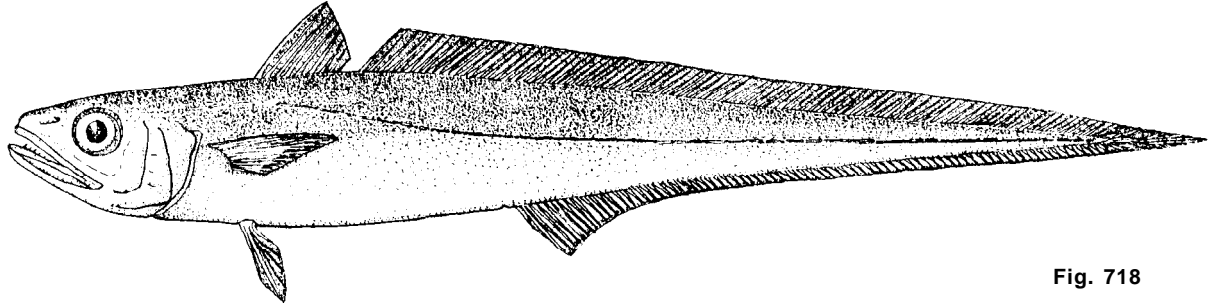


Fig. 718

Diagnostic Features : Body depth 6.7 to 8.1 times in body length; head length 4.75 to 6.6 times in total length. Measurements in relation to head length: interorbital width 4 to 4.8 times; upper jaw 1.7 to 2 times; lower jaw 1.5 to 1.6 times; snout length 3 to 3.3 times; eye diameter 3.2 (young) to 4.4 times. Teeth in lower jaw stronger than those in upper jaw; about 10 conical teeth in upper and 7 to 9 in lower jaw; canine-like teeth on tip of upper jaw present; gill rakers on first arch 7 or 8 on upper limb, 23 to 27 on lower limb, 30 to 34 in total. First dorsal fin with 1 spine and 10 to 13 rays; second dorsal with about 90 to 100 rays; anal fin with 83 to 90 rays; pectoral fins with 17 to 19 rays, their lengths 1.3 times in head length; pelvic fins 8 rays, their length 1.6 to 2.1 times in head length. **Colour**: dorsal side of body purplish blue, belly silvery with a slight bluish tinge; small melanophores scattered on fin membrane of dorsal and anal fins, inside of mouth blackish.

Geographical Distribution : Both sides of southern South America. Off Argentina, found on the continental shelf and slope from Buenos Aires to the Straits of Magellan. Off southern Chile, distributed from Chiloé Island to the southern tip of Tierra del Fuego (Fig. 719).

Habitat and Biology : A benthic, schooling species found in depths from 30 to 500 m, concentrated on the outer part of the continental shelf. The Patagonian grenadier migrates southward in spring and summer, and northward in winter. Spawning occurs in winter (June-August), mainly in mid-waters. The main spawning grounds off Argentina are the Gulf of San Matias (south of 48° S), in waters of about 100 m depth. The spawning population includes fishes over 30 cm in preanal length. Feeds mainly on fish (herrings, anchovies, lantern fishes); also on mysids, cephalopods, euphausiids and amphipods.

Size : Maximum total length about 1.1 m (5 kg weight); common from 70 to 90 cm.

Interest to Fisheries : Caught mainly off southern Chile. The total catch amounted to 181 005 t in 1987, most being taken by Chile (131 834 t) on the Pacific side, and to Poland (26 685 t) on the Atlantic side. Caught with bottom trawls and utilized fresh, frozen and for fish meal.

Local Names : ARGENTINA: Argentino, Merluza de cola; CHILE: Huaica, Hualca, Huilca, Merluza cola de rata, Merluza de cola.

Literature : Lahille (1915); Norman (1937); Hart (1946); Inada (1986)

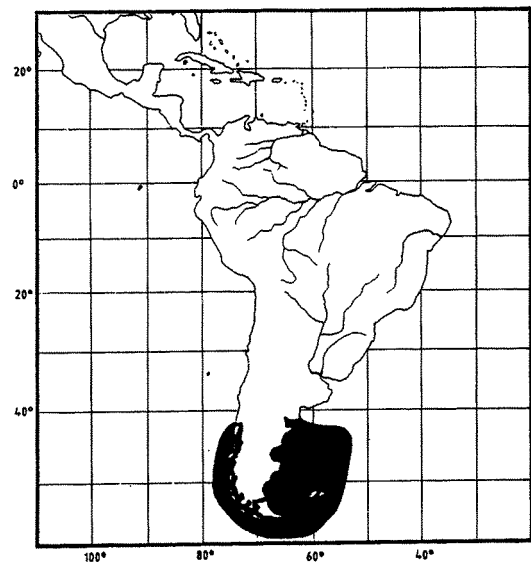
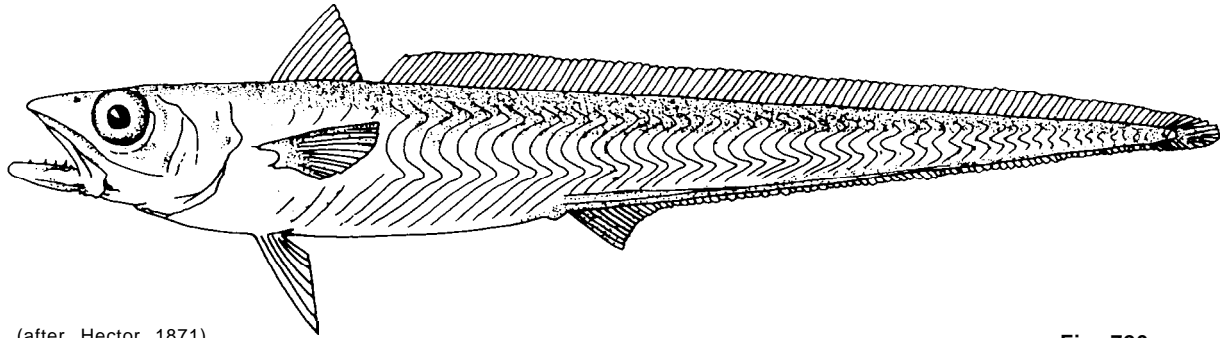


Fig. 719

Macruronus novaezelandiae (Hector, 1871)

Fig.720

MERLU Macru 3

Scientific Name with Reference : *Coryphaenoides novae-zelandiae* Hector, 1871, Trans.New Zeal.Inst., 3:136.**Synonyms** : None**FAO Names** : **En** - Blue grenadier; **Fr** - Grenadier bleu; **Sp** - Cola de rata azul

(after Hector, 1871)

Fig. 720

Diagnostic Features : Body depth 6.7 to 8.5 times in body length; head length 5.3 to 6.3 times in total length. Measurements in relation to head length: lower jaw 1.5 to 1.6 times; snout 2.2 to 3.2 times; eye diameter 3.5 to 4.6 times; interorbital width 4.2 to 5.1 times. Teeth in upper jaw in two series, the inner with small, regular teeth, the outer with large and sharper teeth; a single series of large teeth in lower jaw; canine-like teeth present at tip of upper jaw. Number of gill rakers on first arch 6 or 7 on upper limb and 21 to 24 on lower limb, 27 to 30 in total. First dorsal fin with 1 spine and 10 to 12 rays; second dorsal with 96 to 102 rays; anal fin with 89 to 95 rays; pectoral fins with 15 to 18 rays, their length 1.3 to 1.5 times in head length; pelvic fins with 8 rays, their length 1.7 to 2.1 times in head length. Scales on lateral line about 182. **Colour**: dorsal surface silvery, with a purple or blue-green tinge; silvery on sides and belly; fins darker.

Geographical Distribution : New Zealand, southern Australia and Tasmania. In New Zealand, most abundant around South Island, Chatham Rise, and Campbell Plateau; uncommon around the North Island. In Australia, found off Tasmania, Victoria, New South Wales, South Australia and southwestern Australia (Fig.721).

Habitat and Biology : A benthic, schooling species found in depths between 450 and 700 m. Juveniles smaller than 40 cm in total length are common in large estuaries and bays, and may even enter freshwaters. Appears to live usually on or near the bottom, but may occasionally move up into mid-waters. Spawning occurs in winter (January to September) on the continental slope. After the planktonic larval phase, the young move to shallow waters over the continental shelf. At the age of one year, they are 24 cm long and begin to move to the edge of the shelf and onto the upper continental slope. Sexual maturity occurs after the third year (at about 60 cm total length). A fish-eating carnivore, even the juveniles feeding predominantly on lantern fishes.

Size : Maximum length about 1.2 m, common from 60 to 100 cm (1.5 kg weight).

Interest to Fisheries : Caught mainly off New Zealand. The total catch reported to FAO in 1987 amounted to 194 274 t, of which 160 763 t were taken by New Zealand and the remainder by the USSR, Japan and Republic of Korea. It is also caught commercially off Tasmania. Fished mainly by trawling and processed as frozen fillets or blocks; flesh delicate, white, moist and suitable for most methods of cooking.

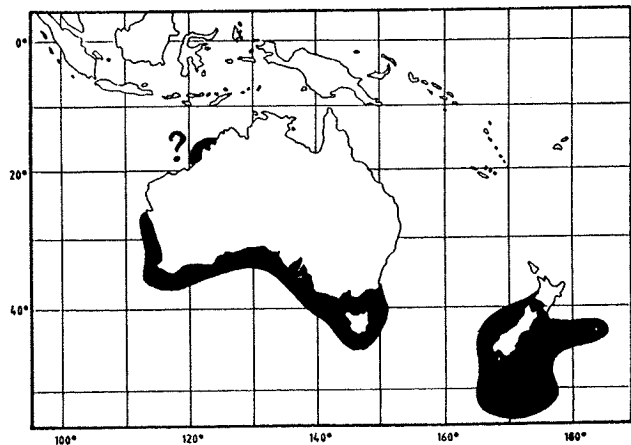


Fig. 721

Local Names : AUSTRALIA: Blue grenadier; GERMANY: Langschwanz-Seehecht; ITALY : Nasello azzurro; JAPAN : Hoki; NEW ZEALAND : Blue hake, Hoki, Whiptail; SPAIN : Merluza azul; USA : New Zealand whiptail.

Literature : Armitage *et al.* (1981); Ayling & Cox (1982); Last *et al.* (1983).

Remarks : Some specimens of *Macruronus* recently caught off western North Australia (18° S) might represent an undescribed species (N. Sinclair, pers. comm.).

Merluccius Rafinesque, 1810

MERLU Merlu

Genus with Reference : *Merluccius* Rafinesque, 1810:25. Type-species; *Merluccius smiridus* Rafinesque, 1810 (= *Gadus merluccius* Linnaeus, 1758) by monotypy.

Diagnostic Features : Head large, about 1/3 to 1/4 of body length. Mouth large and oblique; maxillary reaching below middle of eye or behind it, almost half the length of head; lower jaw projecting below the upper; snout long and depressed, its length 1.3 to 3.2 times the eye diameter, its tip broad and rounded; eye large, its length 1/2 to 1/5 of upper jaw length; interorbital space broad, slightly elevated, its width 1.0 to 2.4 times the eye diameter; teeth in both jaws well developed, sharp, in two irregular rows; outer teeth fixed; inner ones larger and inwardly depressible; vomer with a biserial row of smaller teeth; no teeth on palatines; gill rakers well developed, varying in shape and number by species. Two separate dorsal fins, the first short, higher and triangular; the second long and partially divided by a notch at midlength; anal fin similar to second dorsal; pectoral fins long, slender and high in position, their relative length becoming smaller with growth; pelvic fins with 7 rays, placed in front of pectorals; caudal fin smaller than head and becoming progressively forked with growth; caudal skeleton possessing a set of X-Y bones. Scales cycloid, thin and small; dorsal surface of head scaled, except anterior tip of snout. Lateral line more or less straight, with 101 to 171 scales. Total number of vertebrae 48 to 58. **Colour** : usually silvery when alive, steel greyish on back, lighter on sides and silvery whitish on belly; some species are more blackish or almost black, with a white-margined caudal fin; iris golden, pupil blue-black.

Geographical Distribution : Hakes are distributed in the waters of both sides of the Atlantic Ocean, the eastern Pacific Ocean and the southern New Zealand waters.

Habitat and Biology : Benthic species living in the shelf zone and the upper slope. In some seasons they enter estuary regions and/or very deep waters over the lower slope. They produce pelagic eggs; the larvae are pelagic and juveniles descend to the bottom in shallow coastal waters. Almost all hakes undertake diel vertical migrations, during which they move away from the seabed at night to feed. They also exhibit seasonal migrations; generally, they move to higher latitudes and into inshore areas in warm seasons (spring to summer) and back to lower latitudes into deeper waters during the cold season (autumn to winter). Males grow slower than females, which live longer than males. Cold-water species grow larger (exceeding 1 m) than do tropical species (to 32 cm) in general. The main spawning season is spring to summer in most species. Hakes are carnivorous in general, but their food preferences change during growth. Juveniles feed on planktonic organisms such as small crustaceans and small fishes. Adults feed chiefly on fishes including small hakes and squids.

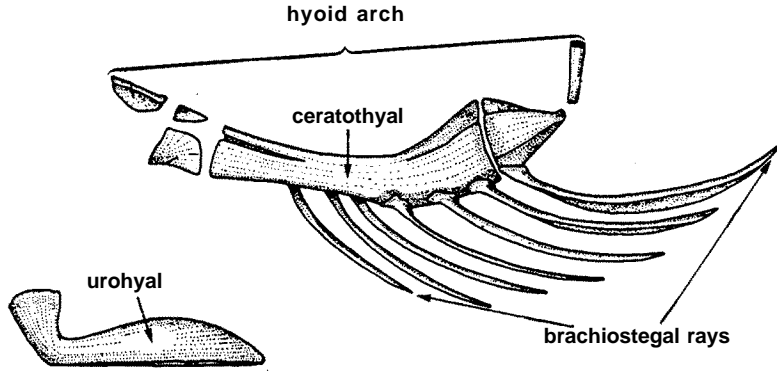
Interest to Fisheries : Most hake fisheries have developed recently, and eleven species are now being heavily exploited. Worldwide catches of hakes reported to FAO amounted to 1 558 473 t in 1987. The Argentine hake is now yielding the largest quantities (434 472 t in 1987) and Argentina catches the largest quantity (314 220 t in 1987) in the world. The global standing stock of hakes is not exactly known, but is estimated to be at least 10 million t. Most species are marketed fresh, but some are also reduced to fishmeal. Freezing has also developed recently, especially on board factory ships operating on distant fishing grounds.

Literature : Svetovidov (1948); Grinols & Tillman (1970); Boerema (1977); Inada (1981a)

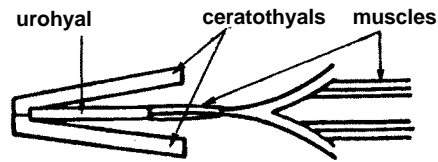
Remarks : Mathews (1985) has described a new species of *Merluccius* (*M. hernandezii*), the status of which is still under discussion. (See introductory remarks to key to species.)

Key to species :

For the identification of the species in this genus, the use of counts (fin rays, scales, gillrakers and vertebrae) is unavoidable. Furthermore, an important diagnostic feature of one species (*M. hubbsi*) is the thickness of the urohyal, a median bone within the heavy muscles lying between the arms of the lower jaw (see Fig. 722)



a. lateral view of hyoid arch and branchiostegals in *Merluccius* (urohyal out of place) (from Inada, 1981)



b. diagram of bones and muscles of underside of head showing position of urohyal (from Gosline, 1971)

Fig. 722

The recently described *Merluccius hernandezi* Mathews, 1985 from the Gulf of California requires further study and can therefore not be included in the present key. It is a small species, similar to *M. angustimanus*, but differs from it by the caudal fin which has a central lobe in juveniles and is truncate in adults, while it is emarginate in *M. angustimanus*; the pectoral fin projects well beyond the anus in *M. hernandezi*, but not so in *M. angustimanus*.

Many of the species are entered more than once in the following key

- 1a. Total number of gill rakers on first arch fewer than 13
 - 2a. Body blackish, scales along lateral line 102 to 127 *M. polli*
E.C. Atlantic (Fig. 741)
 - 2b. Body silvery
 - 3a. Scales large; scales along lateral fewer than 120 *M. albidus*
W.C. Atlantic (Fig. 723)
 - 3b. Scales small; scales along lateral line more than 119
 - 4a. Urohyal thickly ossified; combined total number of gill rakers and anal fin rays 49 to 55; scales on lateral line 120 to 142 *M. hubbsi*
S.W. Atlantic (Fig. 735)
 - 4b. Urohyal thin, combined total number of gill rakers and anal fin rays 44 to 51; scales on lateral line 127 to 156 *M. merluccius*
N.E. Atlantic (Fig. 737)
 - 4c. Urohyal thin, combined total number of gill rakers and anal fin rays 52 to 60; scales on lateral line 144 to 171 *M. australis*
New Zealand, Patagonia (Fig. 727)
- 1b. Total number of gill rakers 13 to 15
 - 5a. Urohyal thickly ossified *M. hubbsi*
 - 5b. Urohyal thin

- 6a.** Total number of gill rakers mostly 13 to 16 (range 13 to 18), total number of vertebrae usually 52 to 55 (range 51 to 56); anal fin rays 37 to 40, gill rakers relatively longer ***M. senegalensis***
E.C. Atlantic (Fig. 745)
- 6b.** Total number of gill rakers mostly 16 to 20 (range 15 to 20); total number of vertebrae usually 49 to 52 (range 49 to 53); anal fin rays 37 to 41, gill rakers relatively longer ***M. capensis***
SE. Atlantic (Fig. 731)
- 6c.** Total number of gill rakers mostly 12 to 14 (range 11 to 15); total number of vertebrae usually 55 to 57 (range 53 to 58); anal fin rays mostly 41 to 45 (range 40 to 46); gillrakers short ***M. australis***
- 1c.** Total number of gill rakers more than 15
- 7a.** Combined total number of gill rakers and anal fin rays fewer than 57
- 8a.** Total number of vertebrae fewer than 53
- 9a.** Total number of gill rakers usually 13 to 16 (range 13 to 18), number of abdominal vertebrae 25 to 28, total number of vertebrae usually 52 to 55 (range 51 to 56) ***M. senegalensis***
- 9b.** Total number of gill rakers 16 to 18, number of abdominal vertebrae 21 to 23, scales on lateral line fewer than 131; maximum size of fish 39 cm ***M. angustimanus***
E.C. Pacific (Fig. 725)
- 9c.** Total number of gill rakers usually 16 to 20 (range 15 to 20), total number of vertebrae usually 49 to 52 (range 49 to 53). scales on lateral line more than 131 ***M. capensis***
- 9d.** Total number of gill rakers usually 19 to 23 (range 18 to 25), abdominal vertebrae 21 to 24, scales on lateral line fewer than 131 ***M. gayi***
S.E. Pacific (Fig. 733)
- 8b.** Total number of vertebrae more than 52
- 10a.** Total number of gill rakers usually 13 to 16 (range 13 to 18), abdominal vertebrae 25 to 28; scales on lateral line more than 123, total number of vertebrae usually 52 to 55 (range 51 to 56) ***M. senegalensis***
- 10b.** Total number of gill rakers usually 16 to 20 (range 15 to 20); scales on lateral line more than 131; total number of vertebrae usually 49 to 52 (range 49 to 53) ***M. capensis***
- 10c.** Abdominal vertebrae 26 to 29; scales on lateral line fewer than 111 ***M. bilinearis***
N.E. Atlantic (Fig. 729)
- 10d.** Abdominal vertebrae 21 to 24; scales on lateral line fewer than 131, total number of gill rakers usually 19 to 23 (range 18 to 25) ***M. gayi***
- 7b.** Combined total number of gill rakers and anal fin rays more than 56
- 11a.** Total number of vertebrae fewer than 54
- 12a.** Scales on lateral line fewer than 111; abdominal vertebrae 26 to 29 ***M. bilinearis***
- 12b.** Abdominal vertebrae 21 to 24; total number of vertebrae usually 50 to 52 (range 48 to 53); scales on lateral line fewer than 131 ***M. gayi***
- 12c.** Scales on lateral line more than 124; abdominal vertebrae 23 to 25; total number of vertebrae 53 or 54 ***M. productus***
N.E. Atlantic (Fig. 743)
- 12d.** Scales on lateral line more than 131; total number of vertebrae usually 49 to 52 (range 49 to 53); abdominal vertebrae 23 to 26 ***M. capensis***
- 11 b.** Total number of vertebrae more than 53

- 13a. Abdominal vertebrae 26 to 28; scales on lateral line more than 120 *M. paradoxus*
SE. Atlantic (Fig. 739)
- 13b. Scales on lateral line fewer than 111; abdominal vertebrae 26 to 29 *M. bilinearis*
- 13c. Scales on lateral line more than 124; abdominal vertebrae 23 to 25 *M. productus*

List of species:

Merluccius albidus (Mitchill, 1818)
Merluccius angustimanus Garman, 1899
 **Merluccius australis* (Hutton, 1872)
Merluccius bilinearis (Mitchill, 1814)
Merluccius capensis Castelnau, 1861
Merluccius gayi (Guichenot, 1848)
 ** *Merluccius hernandezii* Mathews, 1985
Merluccius hubbsi Marini, 1933
Merluccius merluccius (Linnaeus, 1758)
Merluccius paradoxus Franca, 1960
Merluccius polli Cadenat, 1950
Merluccius productus (Ayres, 1855)
Merluccius senegalensis Cadenat, 1950

***Merluccius albidus* (Mitchill, 1818)**

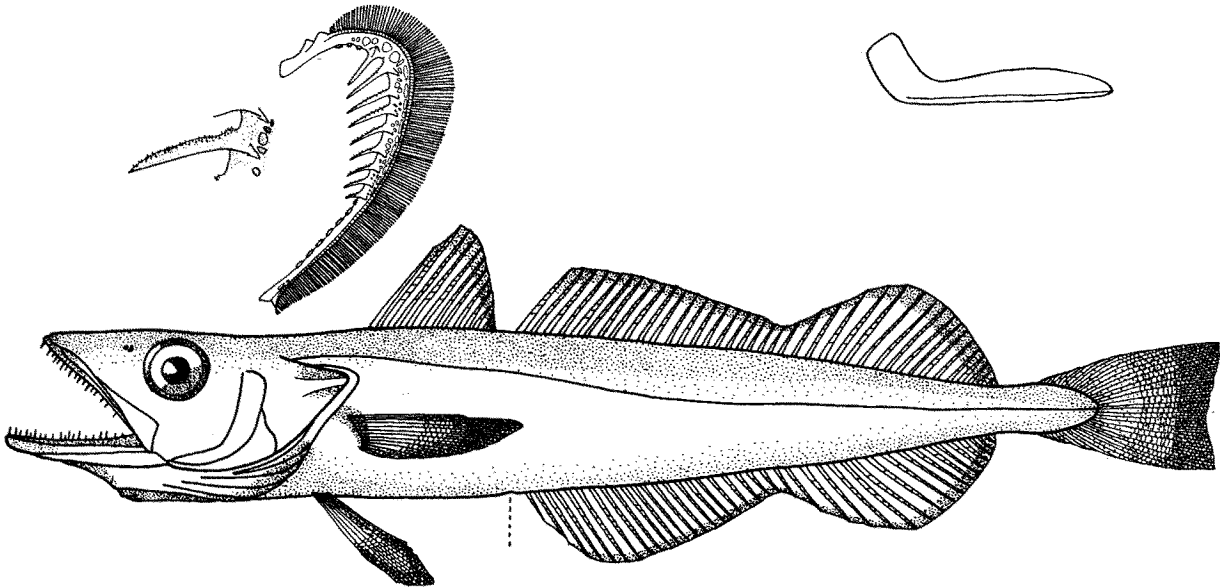
Fig. 723

MERLU Merlu 2

Scientific Name with Reference : *Gadus albidus* Mitchill, 1818, J.Acad.Nat.Sci.Philad., 1:409 (New York)

Synonyms : *Merluccius vulgaris* (nec Fleming, 1828) Günther, 1862; *Merluccius bilinearis* (nec Mitchill, 1814); Norman, 1937; *Merluccius magnoculus* Ginsburg, 1954.

FAO Names : En - Offshore hake; Fr - Merlu argenté du large (de l'Atlantique NO); Sp- Merluza blanca de altura



Diagnostic Features : Head rather long, 26.8 to 31.7% of standard length. Measurements in relation to head length: eye diameter 15.4 to 22.9%; upper Jaw length 48.5 to 55.2%; snout length 31.0 to 37.2%; interorbital width 20.8 to 26.5% Gill rakers short and thick, with blunt tips; total number on first arch 8 to 11. First dorsal fin with 1 spine and 10 to 12 rays; second dorsal with 35 to 39 rays; anal fin with 35 to 41 rays; tips of pectoral fins reaching origin of anal fin in small fish but not in larger individuals; caudal fin margin truncate (small fish) to concave (larger specimens). Scales rather large, 104 to 119 along lateral line Total number of vertebrae 51 to 55. **Colour:** silvery white.

* Includes *M. polylepis*

** Taxonomic status uncertain

Geographical Distribution : Atlantic coast of USA, Gulf of Mexico and Caribbean Sea; ranges from Georges Bank, New England (40° 46' N) to Surinam and French Guiana (5° N) (Fig. 724).

Habitat and Biology : The offshore hake inhabits the outer part of the continental shelf and upper part of the slope (between 80 and 1 170 m depth) and is most abundant between 160 and 640 m. Spawning takes place in summer and occurs near the bottom, in depths between 330 m and 550 m from April to July in New England, and from late spring to early autumn in the Gulf of Mexico and the Caribbean Sea. Fecundity is estimated at 340 000 eggs per female. Feeds at night when it comes up towards the surface. Preys most heavily on fishes (particularly lantern-fishes, sardines and anchovies) and, to a lesser extent, crustaceans and squids. Juveniles feed primarily on shrimps.

Size : The largest recorded male and female measured 40 and 70 cm respectively; common to 30 cm (males) and 45 cm (females).

Interest to Fisheries : The offshore hake is the object of minor local fishing and negligible catch statistics were formerly reported only by Cuba and USA. It does not appear to be a targeted species in the North western Atlantic, where it is taken as bycatch by bottom otter trawls in the silver-hake fishery.

Local Names : FRENCH GUIANA: Merlu; MEXICO, VENEZUELA: Merluza; USA: Offshore silver hake.

Literature : Ginsburg (1954); Rohr & Gutherz (1977); Vergara (1978); Inada (1981a).

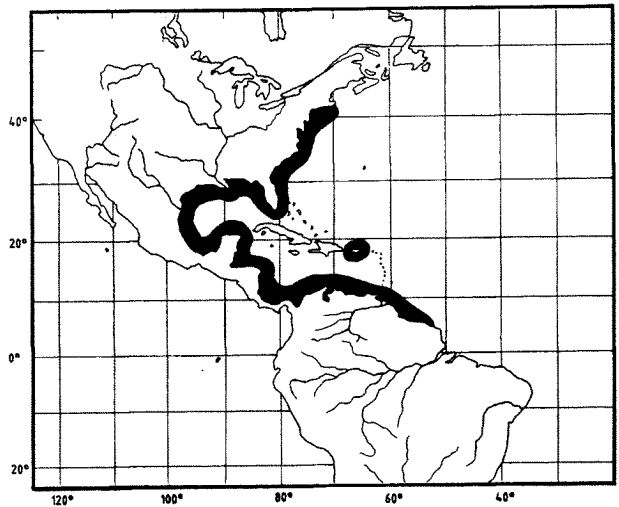


Fig. 724

Merluccius angustimanus Garman, 1899

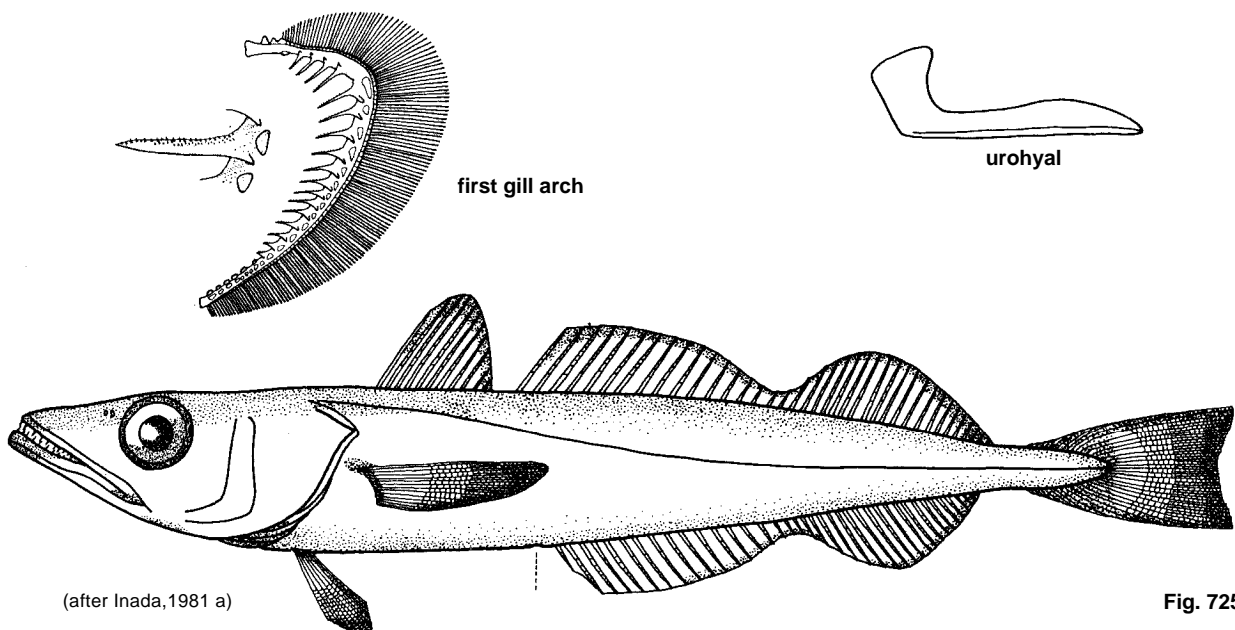
Fig. 725

MERLU Merlu 5

Scientific Name with Reference : *Merluccius angustimanus* Garman, 1899, Mem.Mus.Comp. Zool., 24:183 (Gulf of Panama).

Synonyms : *Merluccius gayi* (nec Guichenot, 1848); Norman, 1937; *Merluccius angusticeps*: Hildebrand, 1946

FAO Names : En - Panama hake; Fr - Merlu du Panama; Sp -Merluza panameña.



(after Inada, 1981 a)

Fig. 725

Diagnostic Features : A relatively small fish usually under 30 cm standard length. Head rather long, 30.1 to 33.5% of standard length. Measurements in relation to head length: upper jaw 44.4 to 48.5%. snout 27.8 to 32.7%; eye diameter 16.0 to 21.2%; gill rakers long and slender, with pointed tips, total number on first arch 16 to 18. First dorsal fin with 1 spine and 9 to 12 rays; second dorsal fin with 36 to 40 rays; anal fin with 36 to 39 rays; pectoral fins long, their tips always reaching to or beyond origin of anal fin; caudal fin margin truncate or concave. Scales along lateral line 121 to 134. Total number of vertebrae 49 to 52. **Colour**: silvery on back, whitish on belly.

Geographical Distribution : Off the west coast of the Americas from Del Mar, California (33° N) to Ensenada de Tumaco, Colombia (2° N) (Fig. 726).

Habitat and Biology : The Panama hake occurs from the shallow continental shelf (80 m) to the upper continental slope (500 m), and in the mid-waters of the open sea and on sea-mounts (Uncle Sam Bank). The spawning season extends from April to June or later. Length at first maturity is 18 to 19 cm for both sexes.

Size : Maximum recorded length 40 cm; common to 32 cm.

Interest to Fisheries : This hake is only exploited locally with trawls, because of its small size and apparently low abundance.

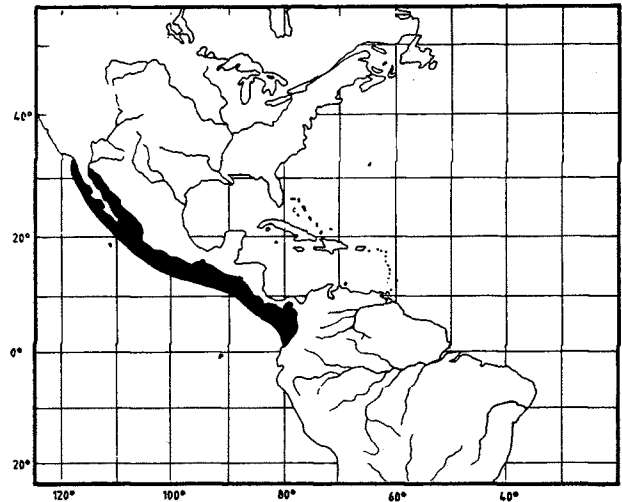


Fig. 726

Local Names : COLUMBIA, MEXICO, PANAMA : Merluza; USA: Dwarf hake

Literature : Ginsburg (1954); Mathews (1975); Inada (1981a)

Remarks : The dwarf hake off the coast of Baja California reported by Vrooman & Paloma (1970) has been described recently as a different species, *M. hernandezii* Mathews, 1985.

Merluccius australis (Hutton, 1872)

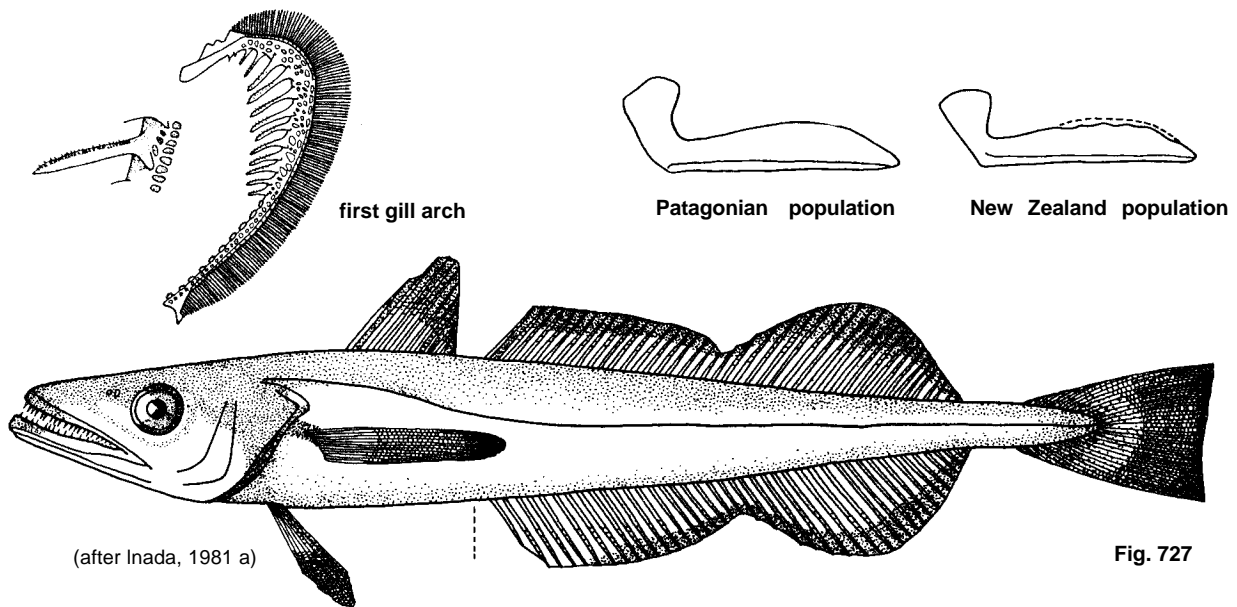
Fig. 727

MERLU Merlu 6

Scientific Name with Reference : *Gadus australis* Hutton, 1872, *Fish.New Zeal.*:45 (Cook Strait of New Zealand).

Synonyms : *Merluccius gayi* (nec Guichenot, 1848): Günther, 1880; *Merlangius (Huttonichthys) australis* Whitley, 1937; *Merluccius polylepis* Ginsburg, 1954; *Merluccius gayi australis*:Mann, 1954; *Merluccius gayi hubbsi* (nec Marini, 1933): Mann, 1954; *Merluccius gayi polylepis*: Angelescu *et al.*, 1958.

FAO Names : En - Southern hake; Fr - Merlu austral; Sp - Merluza austral



Diagnostic Features : Body more slender than that of other hakes. Head short, 24.9 to 28.3% of standard length. Measurements in relation to head length: snout 33.2 to 39.0%; interorbital space 24.7 to 30.4%; upper jaw 48.2 to 55.9%; gill rakers short and thick with blunt tips, total number on first arch 11 to 15 (mostly 12 to 14). First dorsal fin with 1 spine and 9 to 12 rays; second dorsal fin with 39 to 45 rays; anal fin with 40 to 46 rays; pectoral fins long and slender, but their tips not reaching origin of anal fin in fishes larger than 50 cm standard length; caudal fin margin usually truncate, but sometimes convex in small fishes. Scales small, 144 to 171 along lateral line. Total number of vertebrae 53 to 58. **Colour**: steel grey on back, lighter on sides and silvery white on belly.

Geographical Distribution : Two distinct geographical populations are recognized. one from New Zealand (New Zealand population) and the other from southern South America (Patagonian population). The New Zealand population occurs around Chatham Rise, Campbell Plateau and South Island northward to the East Cape. The Patagonian population extends from 40° S (Chiloe Island) in the Pacific, southward around the southern tip of South America, to the continental shelf north to 49° S and the slope north to 38° S in the Atlantic (Fig. 728).

Habitat and Biology : Found in depths between 415 and 1 000 m (bottom temperatures of 5.8 to 8.0° C) in New Zealand waters, and 62 to 800 m (bottom temperatures 3.8 to 9.0° C) in South American waters. The adults probably migrate southward during the southern summer for feeding, and return to the north in winter for spawning. Off the Patagonian shelf south of 47° S, spawning extends from May to August. First maturity is reached around 65 cm length for males and 85 cm for females. The ratio of females is much higher than that of males. Adults feed on southern blue whiting, whiptail, nototheniids and squids. The New Zealand population spawns from July to August off the west coast of South Island at depths between 800 and 1 000 m, and feeds mainly on fishes (especially gadoids), squids, euphausiids and benthic organisms.

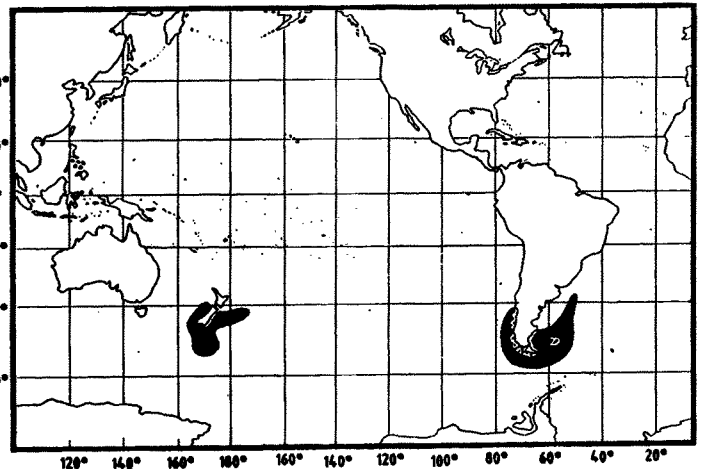


Fig. 728

Size : Maximum recorded length: 126 cm; common from 60 to 100 cm in both populations.

Interest to Fisheries : The two populations of this species are reported separately under different species names (*M. polylepis*) for the Patagonian population in the FAO Yearbook of Fisheries Statistics. The New Zealand population is exploited at present (3 800 metric tons in 1987), but its biomass has been estimated at 64 000 t. The Patagonian population has been fished for the last 25 years, especially by Argentina and Chile (110 993 t in 1987). The standing stock of the Patagonian population is estimated at 115 to 127 400 t between 40° S and 57° S off the southern Chile and between 670 and 210 000 t off Argentina. Caught with trawls and marketed fresh, frozen, and as fishmeal.

Local Names : ARGENTINA, CHILE: Maltona, Merluza austral, Merluza del sur, Merluza española, Pescada de los canales; NEW ZEALAND : Haddock, Hake.

Literature : Norman (1937); Inada (1981a).

Merluccius bilinearis (Mitchill, 1814)

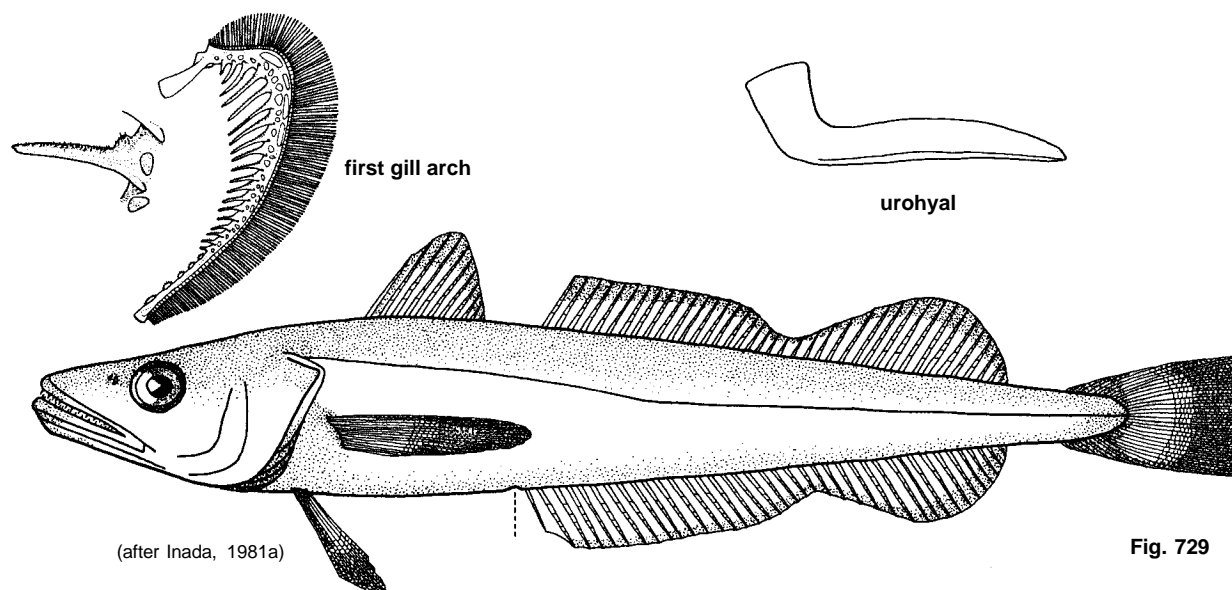
Fig. 729

MERLU Merlu 7

Scientific Name with Reference : *Stomodon bilinearis* Mitchill, 1814, Trans.Lit.Phil.Soc., 1:7 New York).

Synonyms : *Merluccius vulgaris* (nec Fleming, 1828):Günther, 1862.

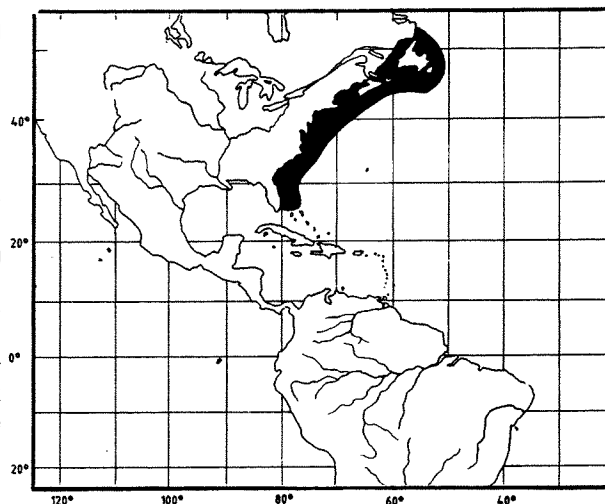
FAO Names : En - Silver hake; Fr - Merlu argenté; Sp - Merluza Norteamericana.



Diagnostic Features : Head rather short, 24.4 to 27.4% of standard length. Measurements in relation to head length: upper jaw 50.0 to 54.4%; snout 31.2 to 35.1%; interorbital width 24.0 to 29.8%; gill rakers long and slender, total number on first arch 16 to 20. first dorsal fin with 1 spine and 10 to 12 rays; second dorsal with 37 to 42 rays; anal fin with 37 to 42 rays; tips of pectoral fins reaching origin of anal fin in young fishes; caudal fin margin truncate in smaller fishes but slightly concave in larger individuals. Scales rather large, 101 to 110 along lateral line. Number of vertebrae 26 to 29 (precaudal) + 27 to 29 (caudal) = 53 to 57 (total). **Colour**: silvery white.

Geographical Distribution : Atlantic coast of Canada and USA from Bell Isle Channel (52° N) to the Bahamas (24° N), most common from southern Newfoundland to South Carolina (Fig. 730).

Habitat and Biology : Abundant on the continental shelf in depths from 55 m to 300 m on sandy grounds but can be found up to 914 m depth; sometimes strays into shallower waters. Females grow faster than males; intensive spawning occurs from June to July on the southeastern and southern slopes of Georges Bank, from June to September on the Scotian shelf, and from August to September off Sable Island Bank. Spawning appears to be strongly influenced by water temperature, and annual variations occur both in the peak and the range of the spawning period, which may influence considerably the growth of juveniles. This hake exhibits a seasonal onshore-offshore migration: spawning adults and feeding juveniles move inshore during spring and, when



winter cooling occurs on the shelf, they migrate to warmer waters on the continental edge and slope. Growth is rapid; maximum age is about 12 years. A voracious predator with cannibalistic habits: individuals over 40 cm total length prey on fishes such as gadoids and herring, while smaller ones feed on crustaceans, i.e. euphausiids and pandalids.

Size : Maximum recorded length 76 cm (2.3 kg weight); common: 37 and 65 cm for males and females respectively.

Interest to Fisheries : The total catch reported to FAO in 1987 amounted to 77 975 metric tons (435 000 t in 1973); of which 41 329 were taken by the USSR (an important constituents of their fisheries since 1962), 20 277 t by Cuba, and 15 714 by the USA. The main fishery for this hake takes place off the coast of Nova Scotia, in the Gulf of Maine and on the Georges Bank in depths up to 220 m. The estimated catch potential of this hake in the Northwest Atlantic is estimated to be 350 000 to 500 000 t. The flesh is firm-textured and very tasty. Marketed filleted, frozen, hot-smoked and boiled, and fried.

Local Names : USA: Silver hake

Literature : Leim & Scott (1966); Grinols & Tillman (1970); Hunt (1980); Inada (1981a);

***Merluccius capensis* Castelnaud, 1861**

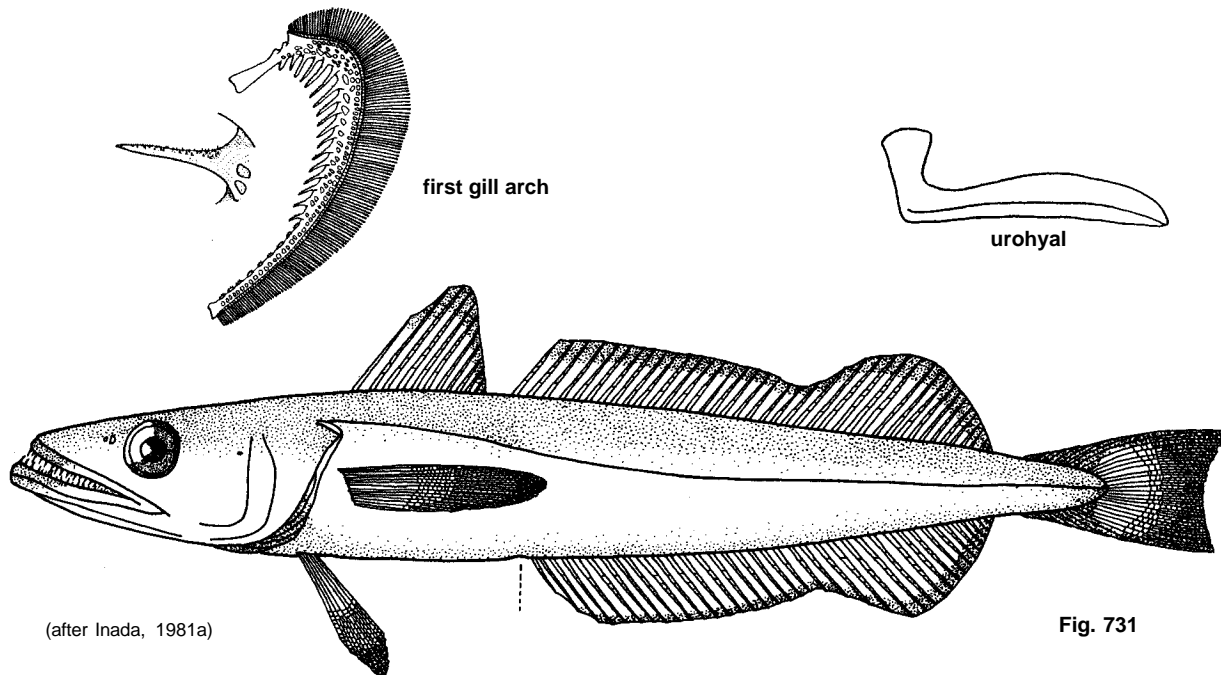
Fig. 731

MERLU Merlu 8

Scientific Name with Reference : *Merluccius capensis* Castelnaud, 1861, Mem. poiss. Af. austr.:68 (South Africa).

Synonyms : *Merluccius merluccius capensis*: Franca, 1962.

FAO Names : **En** - Cape hake; **Fr** - Merlu du Cap; **Sp** - Merluza del Cabo



Diagnostic Features : Head large, 27.3 to 30.2% of standard length. Measurements in relation to head length: upper jaw 48.2 to 54.7%; snout 31.9 to 36.5%; interorbital width 24.1 to 28.6%; total number of gill rakers on first arch 15 to 20 (usually 16 to 20). First dorsal fin with 1 spine and 9 to 11 rays; second dorsal fin with 38 to 43 rays; anal fin with 37 to 41 rays; tips of pectoral fins usually reaching origin of anal fin; posterior margin of caudal fin truncate or slightly concave. Scales small, 132 to 149 along lateral line. Number of vertebrae 23 to 26 (precaudal) + 24 to 28 (caudal) = 49 to 53 (total). **Colour**: silvery, somewhat brownish on back, whitish on belly.

Geographical Distribution : Southern and southwestern Africa, from Baie Farte (12.5° S), over the Agulhas Bank in the south, to Natal (28° S). Also found on the Valdivia Bank (26° 18' S, 6° 20' E) (Fig. 732).

Habitat and Biology : Lives close to the bottom on the continental shelf and upper slope (550 m). Females grow faster than males, with sexual maturity attained at 45 to 60 cm in the Cape region. Spawning appears to be mainly from October to December (mid-spring to early summer). This hake migrates seasonally southward in the southern spring, and northward in autumn. The young (to about 64 cm) feed mainly on small crustaceans and small deep-sea fishes such as lantern fishes, whereas larger individuals feed chiefly on small hakes and jack mackerel.

Size : Maximum length 120 cm; commonly 40 to 60 cm.

Interest to Fisheries : An important foodfish. Catch statistics reported to FAO combined this species with *M. paradoxus*. The catch reported for 1987 totalled 444 348 metric tons (mainly: Spain: 149 701 t; South Africa: 138 387 t; USSR: 82 897). Until 1978, this species, together with *M. paradoxus* yielded the largest hake catches in the world (i.e. 1 111 000 t in 1972). The potential catch of Cape hake stocks off Namibia and South Africa is estimated to be around 620 000 t. Caught mainly with bottom trawls (otter trawls) at 550 m depth and processed into fish blocks.

Local Names : ANGOLA, PORTUGAL: Marmota, Pescada, Pescada-branca-do-Cabo, Pescada do reino; SOUTH AFRICA: Shallow-water hake, Viakwater stokvis.

Literature : Jones & van Eck (1967); Newman (1977); Inada (1981a).

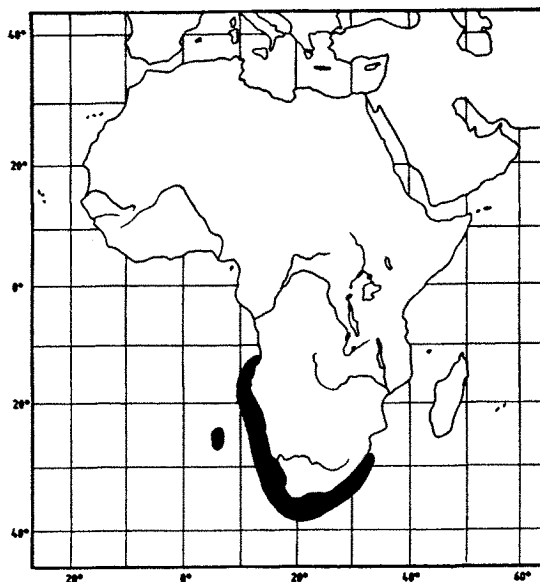


Fig. 732

Merluccius gayi (Guichenot, 1848)

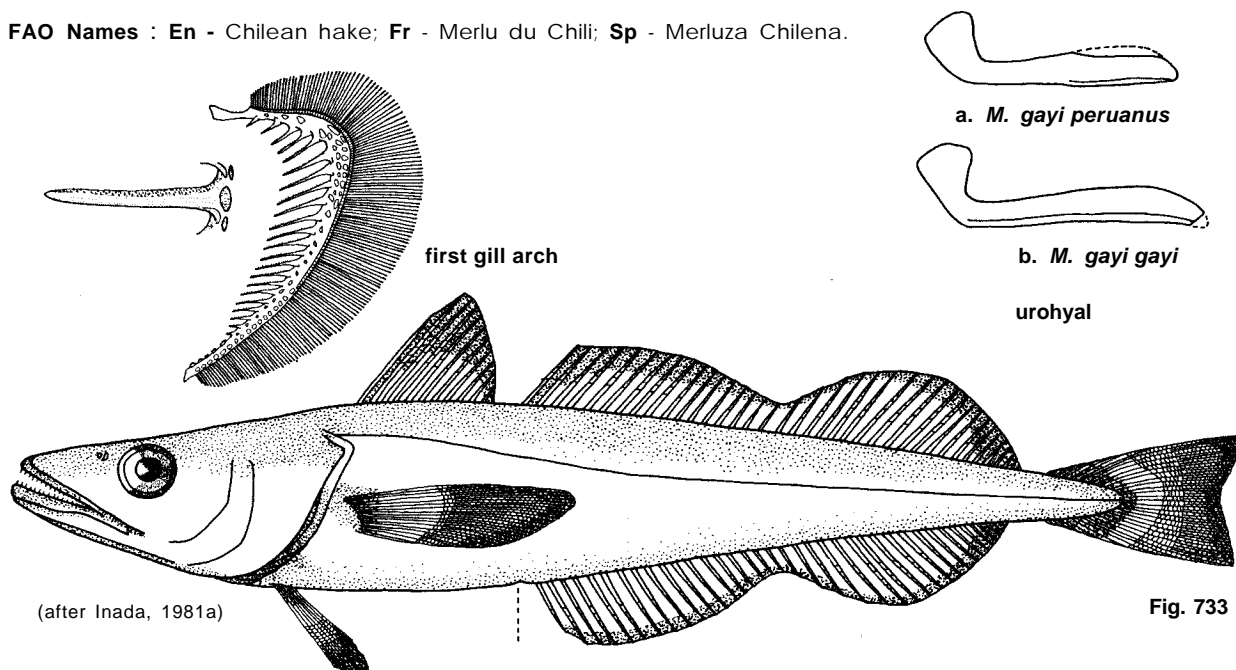
Fig. 733

MERLU Merlu 9

Scientific Name with Reference : *Merlus gayi* Guichenot, 1848, in Gay, *Hist. fisica polit. Chile, Zool.*, 2:328 (off the coast of Chile).

Synonyms : *Epicopus gayi* : Günther, 1860.

FAO Names : En - Chilean hake; Fr - Merlu du Chili; Sp - Merluza Chilena.



(after Inada, 1981a)

Fig. 733

Diagnostic Features : Head length 26.0 to 32.4% of standard length. Measurements in relation to head length: upper jaw 43.7 to 50.2%, snout length 29.3 to 34.1% and eye diameter 14.9 to 18.9%; gill rakers long and slender with pointed tips, total number on first arch 18 to 25 (mostly 19 to 23). First dorsal fin with 1 spine and 9 to 12 rays; second dorsal with 36 to 42 rays; anal fin with 36 to 42 rays; tips of pectoral fins always reaching to or extending beyond level of anal fin origin; caudal fin margin usually concave. Scales rather large, 106 to 130 along lateral line. Total number of vertebrae 48 to 53. **Colour**: silvery on back, silvery whitish on belly.

Geographical Distribution : Two subspecies are recognized. The Peruvian population (*M. gayi peruanus*) is distributed off the coast of Peru from Paita (5° S) southward to Huarney (around 14° S), while the Chilean subspecies (*M. gayi gayi*) occurs off the coast of Chile from Arica (19° S) to the Chiloe Island (around 44° S) (Fig. 734).

Habitat and Biology : Occurs from shallow continental shelf waters (around 50 m depth) to the upper continental slope down to around 500 m. Sometimes found off the bottom or in mid-waters. Females grow faster than males and attain a much greater size. The main spawning period extends from August to March, with a peak in the southern spring (Peruvian subspecies), and from August to November (Chilean subspecies). The boundaries of the spawning ground of the Peruvian subspecies are estimated between 4° S and 8° S while those of the Chilean subspecies are found in deep waters off Chile. The Chilean subspecies are found in deep waters off Chile. The Chilean subspecies feeds on fishes, crustaceans and squids.

Size : Estimated maximum length: Peruvian subspecies 68 cm (males) and 115 cm (females); Chilean subspecies 87 cm; common to 50 cm for both subspecies.

Interest to Fisheries : The Peruvian population has recently become an important target fish for distant-water fisheries (from the sixties onwards). On the other hand, the Chilean subspecies has been an important food for the Chilean population since the forties. The combined catch for both populations reported to FAO in 1987 totalled 64 286 metric tons, of which 32 026 t were taken by Peru and 30 905 t by Chile. The yield of the fishery has decreased very considerably. Caught with artisanal purse-seines and trawls. Marketed fresh and frozen and also used for fishmeal.

Local Names : CHILE : Merluza; PERU : Huaycuya, Merlango, Merluza, Peje palo, Pescada, Pescadilla.

Literature : Ginsburg (1954); Poulsen (1957); Boerema (1977); Inada (1981a)

Remarks : The two subspecies differ by the total number of vertebrae, total number of gill rakers and relative length of head (Inada, 1981a).

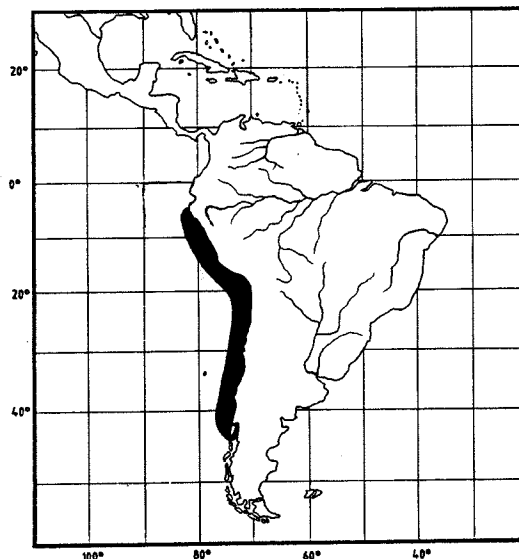


Fig. 734

Merluccius hubbsi Marini, 1933

Fig. 735

MERLU Merlu 10

Scientific Name with Reference : *Merluccius hubbsi* Marini 1933, Rev.Physis, 11:322 (off the Provinces of Buenos Aires and Patagonia).

Synonyms : *Merluccius gayi* (nec Guichenot, 1848):Cunningham, 1871; *Merluccius bilinearis* (nec Mitchell, 1814): Ribeiro, 1915; *Merluccius gayi hubbsi*: Mann, 1954; *Merluccius merluccius hubbsi*: Angelescu et al., 1958.

FAO Names : **En** - Argentine hake; **Fr** - Merlu d'Argentine; **Sp** - Merluza Argentina.

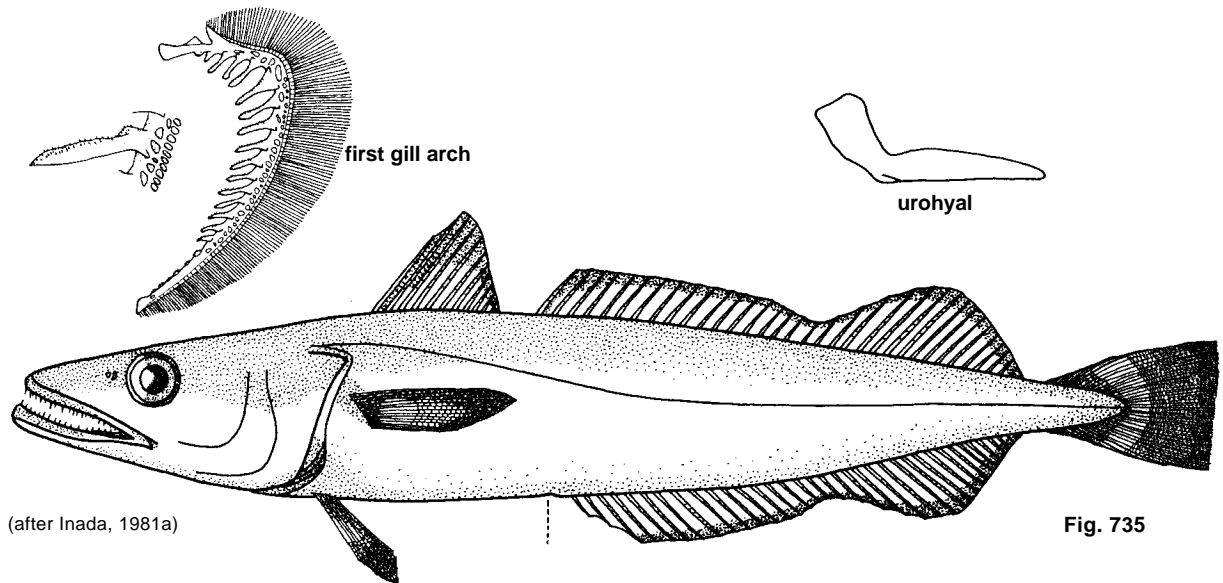


Fig. 735

Diagnostic Features : Head short, 24.4 to 28.0% of standard length. Measurements in relation to head length: upper jaw 47.3 to 52.2%; snout 31.0 to 35.1%; eye diameter 15.5 to 20.7%; gill rakers short and thick with blunt tips, total number on first arch 12 to 16 (usually 13 to 16). Urohyal bone of hyoid arch thickened. First dorsal fin with 1 spine and 9 to 12 rays; second dorsal fin with 34 to 40 rays; anal fin with 36 to 41 rays; pectoral fins rather short, their tips not reaching origin of anal fin; caudal fin margin usually truncate in adults, but sometimes convex in smaller fish. Scales rather large, 120 to 142 along lateral line. Total number of vertebrae 50 to 53. **Colour**: Silvery with golden luster on back, silvery white on belly.

Geographical Distribution : East coast of southern South America, from about 28° to 30° S off southern Brazil, to around 54° S near the Falkland-Malvinas Islands (Fig. 736).

Habitat and Biology : Inhabits continental shelf depths between 50 and 500 m (mainly 100 to 200 m), at temperatures between 3.8 and 6.5° C (mainly around 5.5° C). Females grow faster than males from 3 years of age onwards; spawning occurs in early summer (late October to February) in inshore areas: off the Patagonian shelf, from December to January north of 47° S; and from October to November south of this latitude; while north of 39° S, it occurs later, in autumn. Spawning grounds are located mainly in coastal waters shallower than 100 m, between 42 and 45° S, mainly off of Rio de la Plata. In the southern summer, the species concentrates in shallow waters between 50 and 150 m in the area south of 40° S; in winter the population moves northward to concentrate in the area between 35° S and 40° S at depths between 70 and 500 m. Seasonal onshore-offshore migrations are undertaken, i.e., inshore during spring and summer, and offshore into deep water wintering areas after spawning, as well as diel vertical migrations, probably related to feeding. First maturity is reached around 36 cm (total length) for males and 40 cm for females. Fishes larger than 60 cm are mainly composed of females. Large hake feed on fish (anchovies, hake, nototheniids, myctophids and Southern blue whiting), squids and macrozooplankton (euphausiids and amphipods); smaller individuals feed on mysids and amphipods.

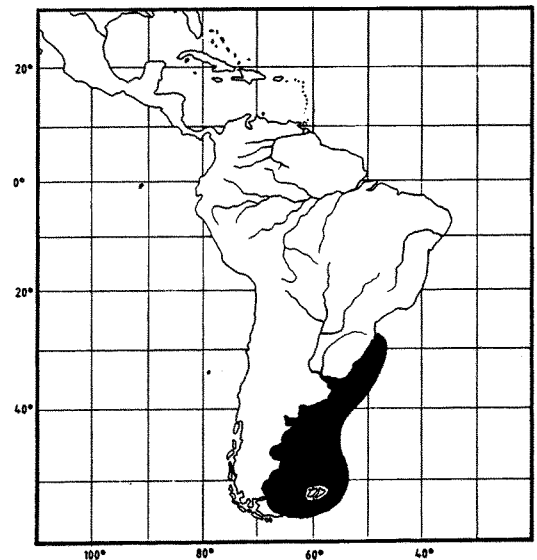


Fig. 736

Size : Maximum 95 cm total length; males common to 50 cm, females to 60 cm.

Interest to Fisheries : Argentine hake has been an important constituent of the coastal fisheries of Argentina and Uruguay. Recently foreign vessels have started to catch this hake in considerable quantities. The catch reported to FAO for 1987 totalled 434 472 metric tons (Argentina: 314 220 t; Uruguay: 83 693 t and Japan: 14 144 t), representing a decrease compared with catches of earlier years (i.e. 598 000 t in 1967). Nevertheless, this constitutes the largest catch recorded at present for a single hake species. Standing stock estimates range between 2.7 and 6.9 million t per year, offering an alternative to shortages of the Atlantic cod. Marketed fresh (Argentina, Uruguay) and frozen by foreign distant-water trawlers; also exported for filets and fish blocks to USA.

Local Names : ARGENTINA: Merluza; CHILE : Merluza austral, Pescada de la Patagonia; URUGUAY: Merluza

Literature : Hart(1946); Zinkevich & Sauskan (1968); Boerema (1977); Inada (1981a); FAO (1983)

***Merluccius merluccius* (Linnaeus, 1758)**

Fig. 737

MERLU Merlu 1

Scientific Name with Reference : *Gadus merluccius* Linnaeus, 1758, Systema Naturae, ed. X:254 (locality 'Habitat in Oceano').

Synonyms : *Gadus ruber* Lacepède, 1803; *Merluccius smiridus* Rafinesque, 1810; *Onus riali* Rafinesque, 1810; *Merluccius esculentus* Risso, 1826; *Merluccius vulgaris* Fleming, 1828; *Hidronus marluccius* Minding, 1832; *Merluccius sinuatus* Swainson, 1838; *Merluccius ambiguus* Lowe, 1840; *Merluccius lanatus* Gronow, 1854; *Merluccius argentatus* Günther, 1862; *Merluccius linnei* Malm, 1877; *Onus guttatus* Collett, 1890; *Trachinoides maroccanus* Borodin, 1934.

FAO Names : En - European hake; Fr - Merlu européen; Sp - Merluza europea

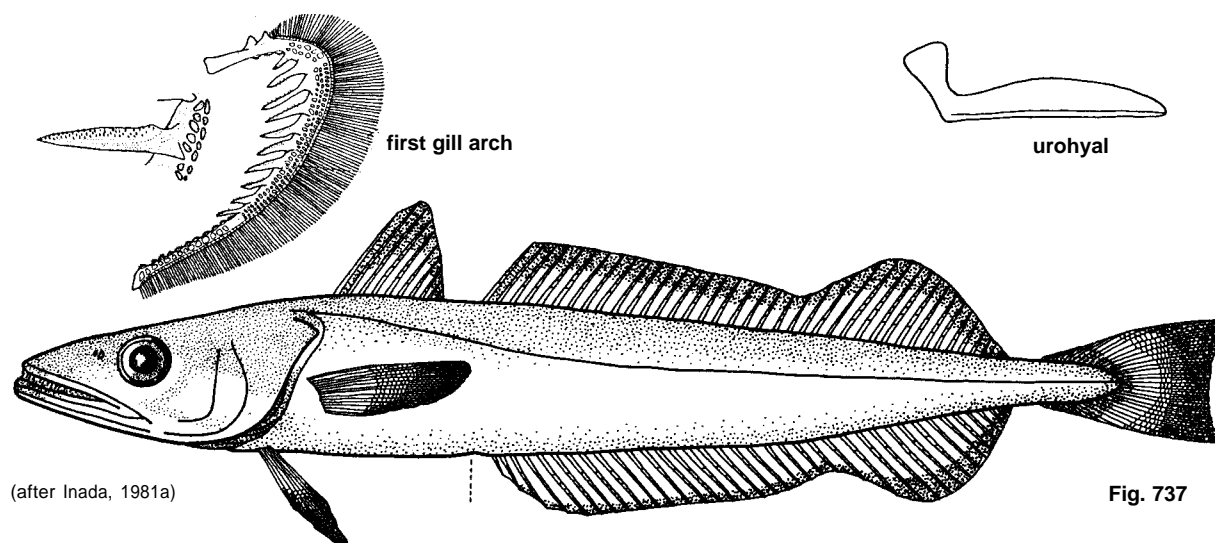


Fig. 737

Diagnostic Features : Body long and rather slender compared with other hake species. Head large, 25.1 to 30.5% of standard length. Measurements in relation to head length: upper jaw 47.8 to 53.5%; snout 30.2 to 34.5%; interorbital space 21.5 to 28.4%; gill rakers short and thick, with blunt tips; total number of gill rakers on first arch 8 to 11 (mostly 9 to 11). First dorsal fin with 1 spine and 7 to 10 rays; second dorsal with 36 to 40 rays; anal fin with 36 to 40 rays; tips of pectoral fins reaching to level of anal origin in young fish (below 20 cm standard length) but not in adults; caudal fin margin usually truncate, but becoming progressively forked with growth. Scales small, 127 to 156 along lateral line. Number of vertebrae 23 to 25 (precaudal)+ 25 to 29(caudal) = 49 to 54 (total). **Colour:** Steel grey on back, lighter on sides and silvery white on belly.

Geographical Distribution : Atlantic coast of Europe and western North Africa; northward to Norway and Iceland, southward to Mauritania. Also found in the Mediterranean Sea and along the southern coast of the Black Sea (see Remarks) (Fig. 738).

Habitat and Biology : The European hake is usually found between 70 and 370 m depth, but may also occur within a wider depth range, from inshore waters (30 m) to 1 000 m. It lives close to the bottom during day-time, but moves off-bottom at night. The spawning period is very long and varies with populations, (latest in the northern part of the range): December-June in the Mediterranean, February-May in the Bay of Biscay, April-July off W. Iceland, and May- August off W. Scotland. In the Mediterranean, spawning occurs between 100 and 300 m depth, in the Celtic Sea, above 150 m. Up to age 3,

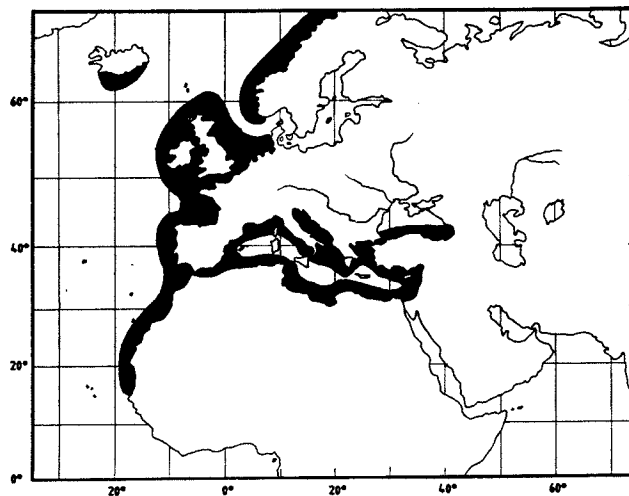


Fig. 738

juveniles live on muddy bottoms, moving toward the coast at age 3. First maturity is reached during the seventh year for most females (57 cm) and during the fifth year for males (40 cm) for the Atlantic population; in the Mediterranean, males mature at 26-27 cm, females at 36-40 cm. Females grow faster than males. At the end of 2 years, the fish reach 24-25 cm; at 20 years: 79 cm for males and 100.5 cm for females. The Mediterranean stock grows slower. The fecundity is reported as 2 to 7 million eggs per female. Adults feed mainly on fish (small hakes, anchovies, sardines and gadoid species) and squids. The young feed on crustaceans (especially euphausiids and amphipods).

Size : Maximum length: 140 cm and 15 kg weight; commonly from 30 to 60 cm.

Interest to Fisheries : European hake has been an important food for the population of western Europe throughout historic times. It is primarily caught by bottom and pelagic trawls but also with longlines, bottom-set gill-nets lines and Danish seines. The main fishing grounds are the areas north and west of Scotland, west and south of Ireland, the Bay of Biscay, the Portuguese coast and the coast of western North Africa. The catch reported to FAO for 1987 totalled 116 987 metric tons, of which 72 455 t were taken in the eastern North Atlantic (mainly by Spain: 33 370 t; France: 18 145 t and Portugal: 6 892 t), 34 585 t in the Mediterranean (mainly Italy: 25 093 t, Spain: 4 758 t and Greece: 3 025 t), 9 947 t in the eastern Central Atlantic (mainly Morocco: 3 990 t, Spain: 3 023 t, and Italy 1 502 t). The potential yield of this hake in the eastern North Atlantic is estimated at around 150 000 t. Regularly marketed, mainly fresh, but also frozen (especially on distant fishing grounds), dried, salted and canned.

Local Names : ALGERIA: Merluzzo; DENMARK: Kulmule; EGYPT: Nazelli; FINLAND: Kummeli; FRANCE: Brochet de mer, Merlu, Merluce, Merluchón (small); GERMANY (FR): Hechtdorsch, Seehecht; GREECE: Bakaliáros; ICELAND: Lysingur; ISRAEL: Saai, Saqqaya; ITALY: Merluzzo, Nasello; MALTA: Marloz; NETHERLANDS: Stokvisch heek; NORWAY: Lysing; POLAND: Morszczuk; PORTUGAL: Marmota, Pescada, Pescadinha; SPAIN: Carioca (breeding), Merluza, Pescadilla (young); SWEDEN: Kummel; TUNISIA: Nasalli; TURKEY: Berlam; UK: Hake, Herring hake; USSR: Merluzovye, Merluzy; YUGOSLAVIA: Oslic.

Literature : Svetovidov (1948, 1973); Inada (1981a and b).

Remarks : This species is separated in two distinct subspecies: *Merluccius merluccius smiridus* Rafinesque, 1810 for the Mediterranean population and *M. merluccius merluccius* (Linnaeus, 1758) for the Atlantic population.

***Merluccius paradoxus* Franca, 1960**

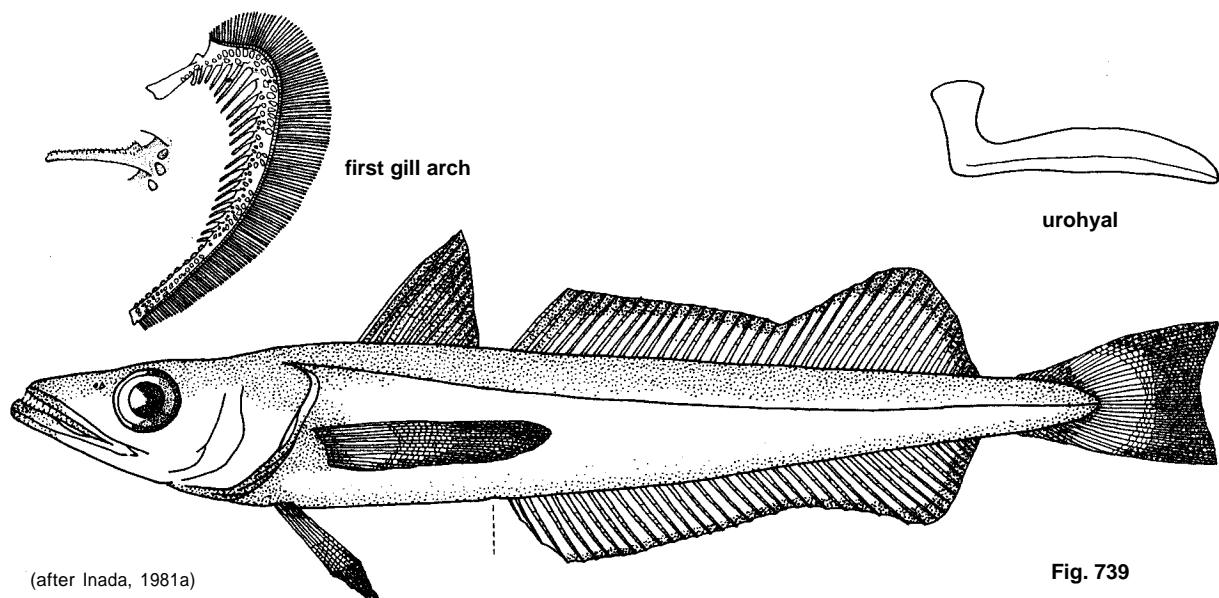
Fig. 739

MERLU Merlu 11

Scientific Name with Reference : *Merluccius capensis paradoxus* Franca, 1960, Mem. Junta Inv. Ultram 2(18):4 (southwest Africa).

Synonyms : *Merluccius merluccius paradoxus* Franca, 1962.

FAO Names: En -Deepwater Cape hake.



(after Inada, 1981a)

Fig. 739

Diagnostic Features : Head large, its length 26.0 to 28.6% of standard length. Measurements in relation to head length: upper jaw 46.0 to 51.6%; snout length 30.6 to 35.3%; interorbital width 22.5 to 28.0%; gill rakers long, slender, numerous, with pointed tips; total number on first arch 18 to 23. First dorsal fin with 1 spine and 9 to 11 rays; second dorsal fin with 38 to 42 rays; anal fin with 38 to 41 rays; pectoral fins rather long, and reaching to or beyond origin of anal fin Scales small, 121 to 143 along lateral line. Number of vertebrae 26 to 28 (precaudal) + 28 to 30 (caudal) = 54 to 58 (total). **Colour**: dark brownish on back, silvery whitish on belly.

Geographical Distribution : Southern and southwestern Africa, from Cape Frio (18° S) south to the Agulhas Bank, and east to East London; also found on the Madagascar Ridge (33° S 44° E)(Fig. 740).

Habitat and Biology : The deep-water Cape hake lives close to the bottom at continental slope depths from 200 m to at least 850 m, occurring generally deeper in the north (450 m or more) than in the south (300 to 350 m). Females grow faster than males. Spawning probably occurs from September to November. Feeds on fishes, mysids, euphausiids and squids; the young feed mainly on euphausiids, but the diet becomes polyphagous with growth.

Size : Estimated maximum length: 82 cm (females), 53 cm (males); commonly 40 to 60 cm.

Interest to Fisheries : Catch statistics for this hake are not separated from those of the shallow-water Cape hake (*M. capensis*) because of the similar appearance of these two species. The species has probably been a significant component in the distant-water catches of fleets since 1962.

Local Names : ANGOLA, PORTUGAL: Marmota, Pescada; SOUTH AFRICA: Deepwater hake, Deepwater stockvis.

Literature : Botha (1973); Quero (1973); Inada (1981a).

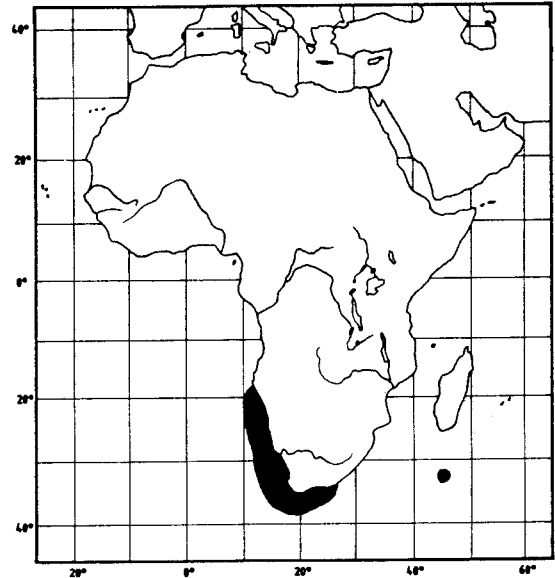


Fig. 740

Merluccius polli Cadenat, 1950

Fig. 741

MERLU Merlu 4

Scientific Name with Reference : *Merluccius polli* Cadenat, 1950, Cong.pêche.pêcher.Un.franc. d'outre Mer:129 (Congo).

Synonyms : *Merluccius cadenati* Doutre, 1960; *Merluccius merluccius polli*: Franca, 1962; *Merluccius merluccius cadenati*: Franca, 1962.

FAO Names : En - Benguela hake;Fr - Merlu d'Afrique tropicale; Sp - Merluza de Benguela.

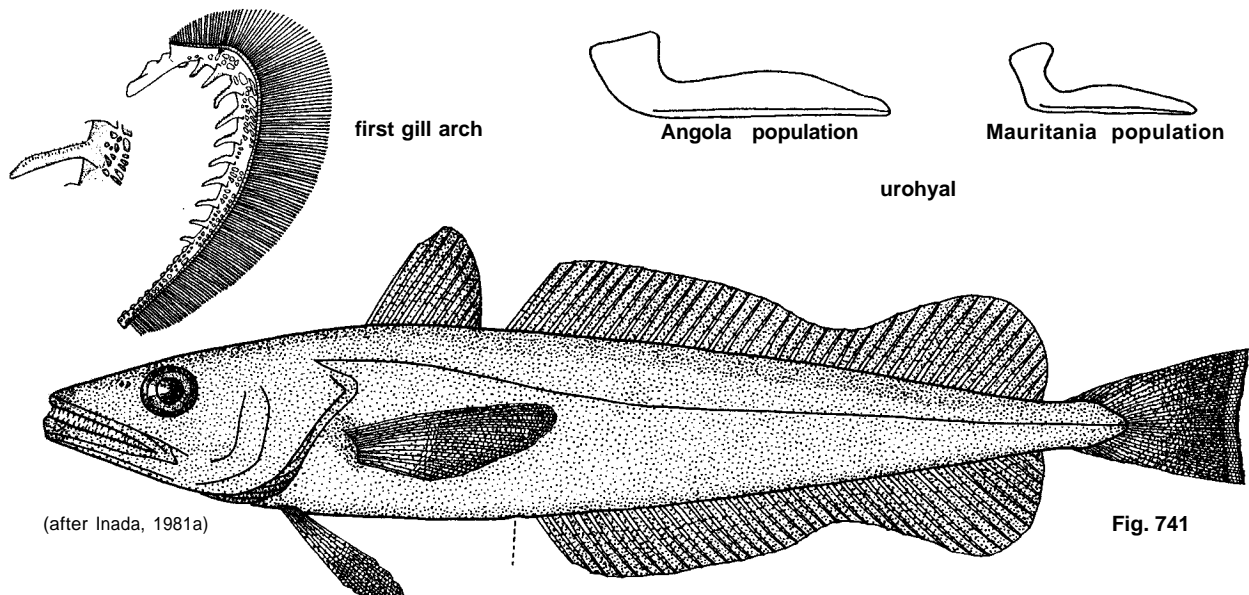


Fig. 741

Diagnostic Features : Head large and little depressed, 24.8 to 28.9% of standard length. Measurements in relation to head length: upper jaw length 45.3 to 51.3%; snout 30.2 to 35.9%; interorbital width 24.1 to 28.0%; gill rakers short and thick with blunt tips; total number of gill rakers on first arch 8 to 12. First dorsal fin with 1 spine and 8 to 11 rays; second dorsal with 37 to 41 rays; anal fin with 36 to 42 rays; tips of pectoral fins usually reaching origin of anal fin, but not in large individuals; caudal fin margin truncate, but sometimes concave. Scales easily shed, 102 to 127 along lateral line. Number of vertebrae 23 to 28 (precaudal) + 27 to 31 (caudal) = 53 to 57 (total). **Colour**: usually blackish on back, steel grey to blackish on belly; caudal fin white-edged.

Geographical Distribution : Atlantic coast of tropical West Africa, from Mauritania (20° N) to Angola (18.5° S) (Fig. 742).

Habitat and Biology : The Benguela hake lives close to the bottom on the continental shelf and slope, from 50 m to 550 m depth. It feeds mainly on small fishes and partly on squids and shrimps.

Size : Maximum length: 80 cm; common to 38 cm.

Interest to Fisheries : This hake is taken on offshore grounds on the deeper parts of the shelf and on the slope, mainly with bottom (otter) trawls. Catch statistics are available only for the southern part of the distribution (77 t in 1987). Further north, it is caught together with *M. senegalensis* and catch data of these two species are combined. Marketed mostly fresh and frozen, also used for fishmeal and oil. This hake has not been exploited commercially until recently. The stock size has not been estimated, but this species is probably of little economic potential because of its low catch rates, deep habitat and relatively small size.

Local Names : ANGOLA, PORTUGAL: Marmota, Pescada-de-Angola; SENEGAL: Merlu.

Literature : Williams(1968); Inada (1981a and b).

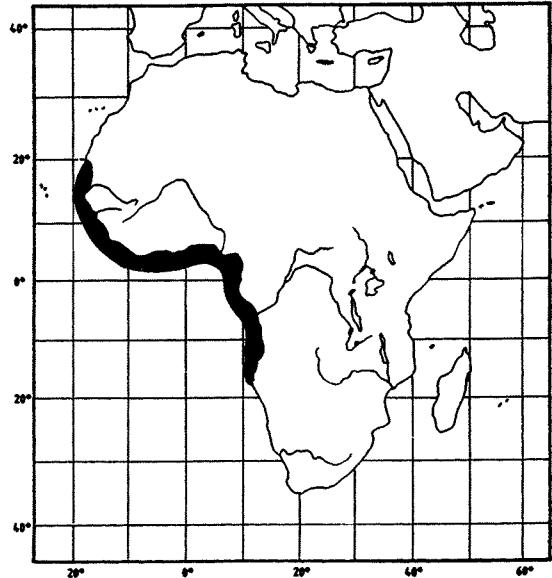


Fig. 742

Merluccius productus (Ayres, 1855)

Fig. 743

MERLU Merlu 12

Scientific Name with Reference : *Merlangus productus* Ayres, 1855, *Proc. Cal. Acad. Nat. Sci.*, 1:64 (San Francisco) .

Synonyms : *Homalopomus trowbridgii* Girard, 1856.

FAO Names : **En** - North Pacific hake; **Fr** - Merlu du Pacifique nord; **Sp** - Merluza del Pacifico Norte.

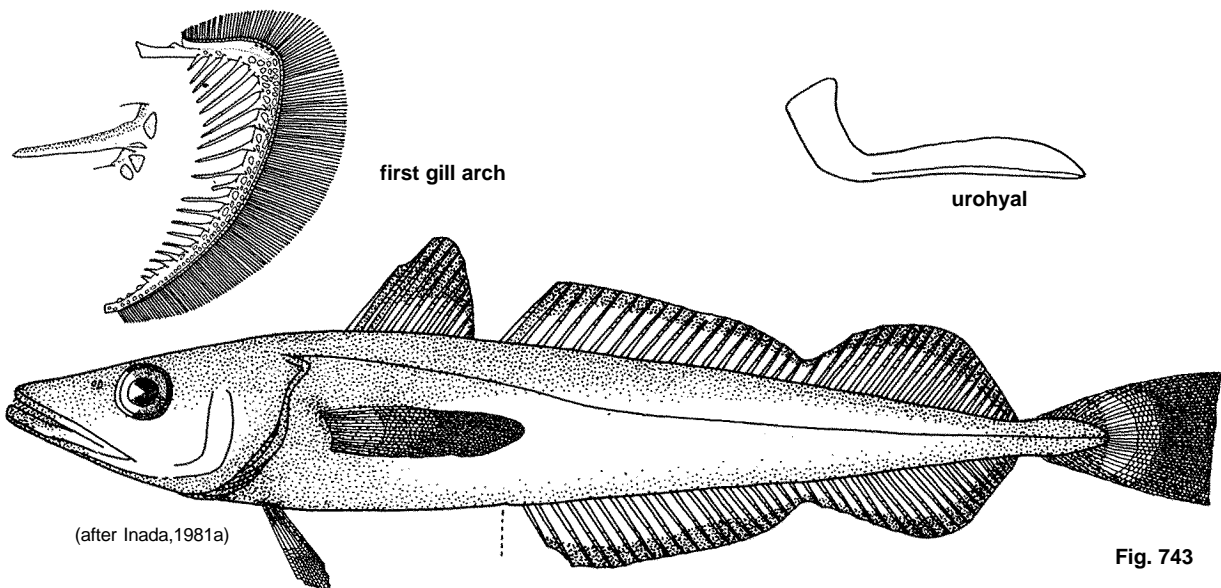


Fig. 743

Diagnostic Features : Head rather short, 24.7 to 28.9% of standard length. Measurements in relation to head length: upper jaw 45.8 to 50.9%, snout 31.1 to 35.4%; eye diameter 12.7 to 20.0%; gill rakers long and slender with pointed tips, total number on first arch 18 to 23. First dorsal fin with 1 spine and 9 to 12 rays; second dorsal with 39 to 44 rays; anal fin with 39 to 44 rays; tips of pectoral fins usually reaching to or extending beyond origin of anal fin; caudal fin margin always concave. Scales along lateral line 125 to 144. Total number of vertebrae 53 to 54. **Colour**: silvery on back, whitish on belly.

Geographical Distribution : West coast of North America from the northern part of Vancouver Island to the northern part of the Gulf of California, mainly ranging between 23° N and 48° N. A record from the Gulf of Alaska is doubtful (Fig. 744).

Habitat and Biology : Occurs from shallow shelf (or surface and estuarine) waters to depths of 900 to 1 000 m, but is mainly concentrated on the continental shelf. Commercial concentrations are found between 45 and 500 m depth. Although often classified as a demersal species, its distribution and behaviour suggest a largely pelagic existence. Lives in both, oceanic and coastal areas. Adults live in large schools in waters overlying the continental shelf and slope except during the spawning season when they are found several hundred miles seaward. Growth is relatively fast, especially during the first 4 years; lives up to 15 years. Begins to mature at 3 years of age and most individuals are mature at 4 years and about 35 to 42 cm length. A pelagic spawner, females laying, depending on their size, 80 000 to 500 000 eggs.

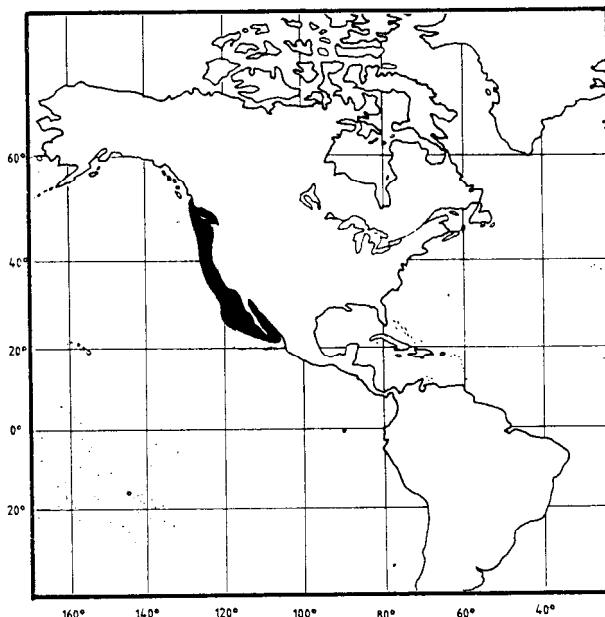


Fig. 744

Spawning occurs mainly in deep waters off southern California and Baja California in winter and spring (from January to April or June). This hake migrates northward to southern Oregon in summer and autumn (from July to September), and begins to return by December. The northward migration is accompanied by movement toward shore and into shallower water, while the southward migration is accompanied by movement into deeper water and seaward. Feeds on a large variety of fishes and invertebrates, and in turn is preyed upon by larger fishes.

Size : Maximum recorded length 91 cm; common to 60 cm.

Interest to Fisheries : Since the inception of the USSR hake fishery in 1966 (150 000 t 1966), this species has been an important constituent of distant-water fisheries. Most of the US catch was used for fish meal and pet food while the Soviet catch was frozen for human consumption, as soon as they were caught (this hake tends to become soft and less palatable from 2 to 4 hours after being caught). The catch reported to FAO in 1987 totalled 297 976 metric tons (almost exclusively from the Northeastern Pacific) of which 229 586 t were taken by USA, and 57 989 t by Poland. There has been a substantial decrease in the catches during the past decade (i.e. 238 000 t in 1976; 99 297 t in 1985) and since 1986, catches are increasing. An estimate of population size is about 1.2 million t, the estimated maximum sustainable yield ranges from 120 000 to 270 000 t (Dark *et al.* 1979). Caught with bottom and midwater trawls from the surface to 800 m. Marketed fresh and frozen fillets. Used also for fishmeal.

Local Names : MEXICO : Merluza; USA: Pacific hake, Whiting.

Literature : Grinols & Tillman (1970); Nelson & Larkins (1970); Frey (1971); Inada (1981a).

Merluccius senegalensis Cadenat, 1950

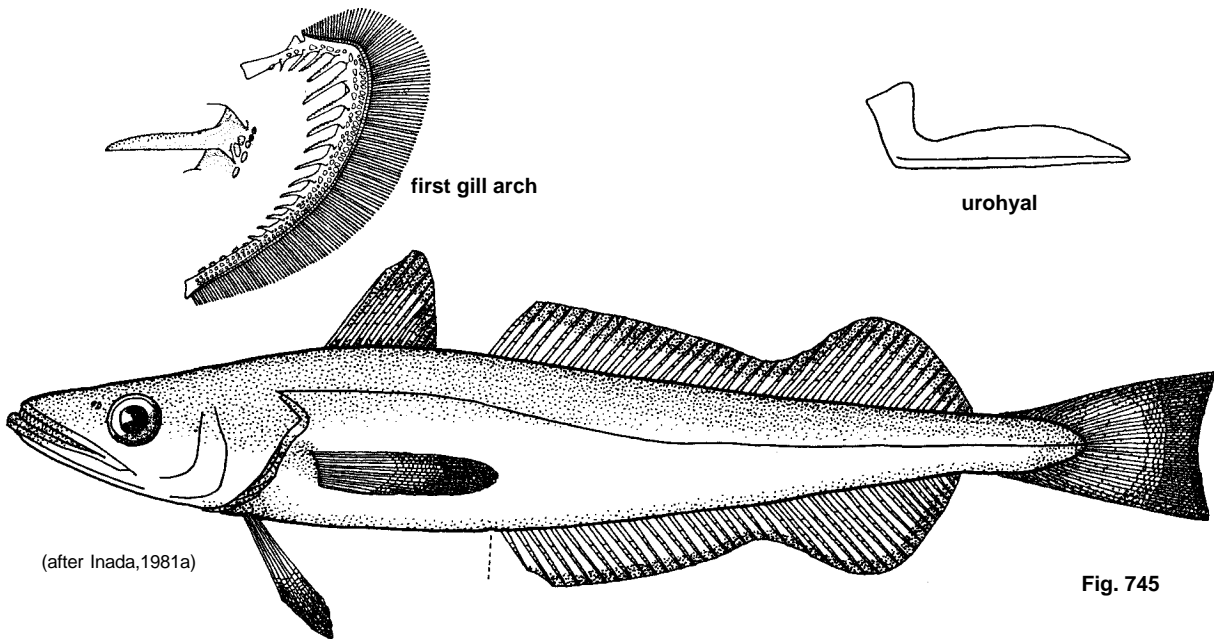
Fig. 745

MERLU Merlu 3

Scientific Name with Reference : *Merluccius senegalensis* Cadenat, 1950, Cong.pêche. pêcheur.Un.franc. d'outre Mer: 129 (Dakar).

Synonyms : *Merluccius merluccius senegalensis*: Franca, 1962

FAO Names : **En** Senegalese hake; **Fr** - Merlu du Senegal; **Sp** Merluza senegalesa



Diagnostic Features : Head rather long, 24.9 to 27.7% of standard length. Measurements in relation to head length: upper jaw 47.1 to 50.6%; snout 30.2 to 34.1%; interorbital width 27.0 to 31.0%; total number of gill rakers on first arch 13 to 18 (usually 13 to 16). First dorsal fin with 1 spine and 9 to 10 rays; second dorsal fin with 38 to 41 rays; anal fin with 37 to 40 rays; tips of pectoral fins usually reaching origin of anal fin; caudal fin margin usually truncated, but becoming progressively concave with growth. Scales small, 124 to 155 along lateral line. Number of vertebrae 25 to 28 precaudal + 25 to 29 caudal = 51 to 56 total. **Colour**: steel grey to blackish on back, silvery white on sides and belly.

Geographical Distribution : Atlantic coast of western North Africa, from Cape Cantin (33° N) to Cape Roxo (10° N). Senegalese hake overlaps the distribution of *M. merluccius* in the north and that of *M. polli* in the south (Fig. 746).

Habitat and Biology : The Senegalese hake lives close to the bottom in shallow depths from about 18 to 500 m. Spawning probably occurs from January to March in about 300 m at temperatures of about 12°C. Feeds mainly on small fishes, and to a lesser extent on crustaceans and cephalopods.

Size : Maximum length: 81 cm; common to 42 cm.

Interest to Fisheries : Taken by bottom trawls in off-shore grounds off Mauritania and Senegal together with two other hakes (*M. merluccius* and *M. polli*). The catch reported to FAO in 1987 totalled 7 469 metric tons (compared with 102 000 t in 1970, but which included the catch of *M. polli*) of which 4 613 t were taken by USSR and 2 729 t by Spain. The stock size is not known, but the maximum sustainable yield is estimated to be rather low. Marketed fresh and frozen and also used for fishmeal and oil.

Local Names : SENEGAL: Merlu.

Literature : Doutre (1960); Inada (1981a and b);

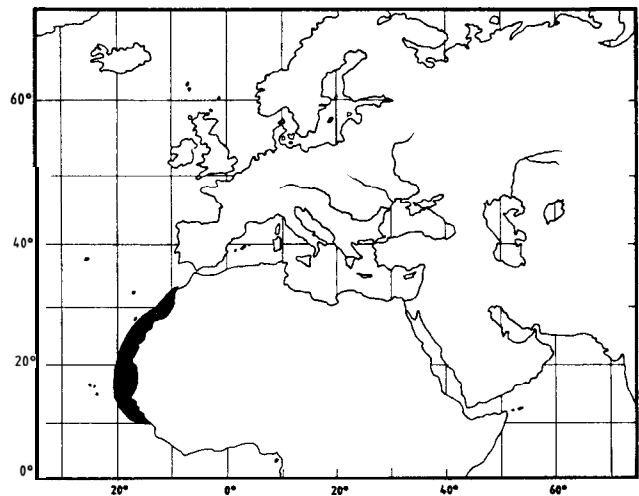


Fig. 746

Steindachneria Goode & Bean, 1888

MERLU Stein

Genus with Reference : *Steindachneria* Goode & Bean, in Agassiz, 1888:26. Type-species: *Steindachneria argentea* Goode & Bean, 1896, by the proposal of distinct genus.

Diagnostic Features : See species diagnosis.

Literature : Goode & Bean (1896)

Remarks : The subfamily Steindachneriinae and hence, its single genus *Steindachneria*, are characterized by the presence of a light organ, a unique character in this family. The genus includes a single species: *Steindachneria argentea*.

Steindachneria argentea Goode & Bean, 1896

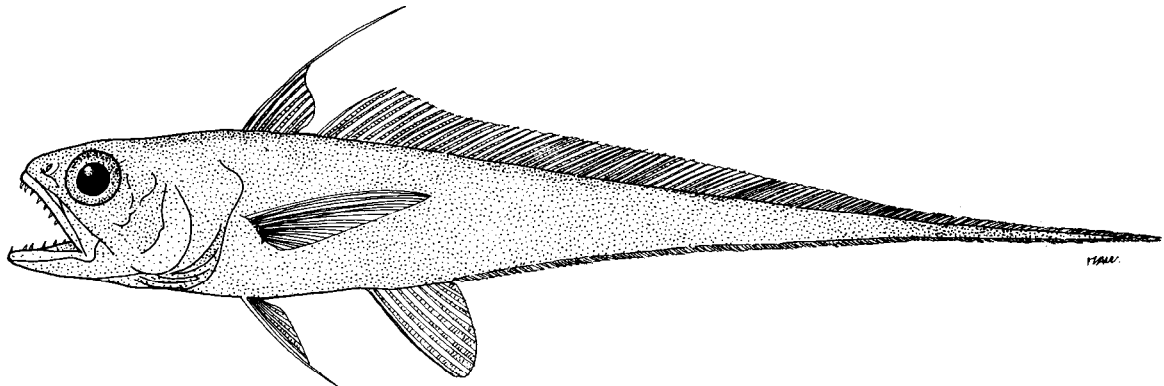
Fig. 747

MERLU Stein 1

Scientific Name with Reference : *Steindachneria argentea* Goode & Bean, 1896, Oceanic Ichthy.:419.

Synonyms : None

FAO Names : En - Luminous hake



(after Goode & Bean, 1896)

Fig. 747

Diagnostic Features : Body long, compressed, tail tapering to a very fine point; body deep at first dorsal-fin origin, contained 6.7 to 7.5 times in total length. Anus situated between pelvic fins widely separated from urogenital opening (which is anterior to anal-fin origin); the two openings are connected by a faint brownish stripe. A striated light organ present on ventral half of body and on sides of head. Head compressed, contained 5.2 to 5.5 times in total length; mouth large. Measurements in relation to head length: upper jaw slightly more than half, snout length 4.2 to 4.6 times, eye diameter 3.6 to 3.8 times, interorbital width 3.9 to 4.5 times. Nostrils placed nearer to eye than to tip of snout, the anterior nearly circular, the posterior much longer and crescent-shaped; postorbital space of head nearly twice as long as eye diameter. Teeth of outer series on upper jaw enlarged and wide-spaced, teeth of inner series smaller; teeth in lower jaw similar to those on outer series of upper jaw; vomerine teeth arranged in a single U-shaped row. Gill rakers slender, 5 on upper limb and 13 to 15 on lower limb; longest gill rakers nearly half as long as diameter. No pyloric caeca. First dorsal fin with one spine and 7 to 9 rays, the spine elongated and filiform, reaching to 14th ray of second dorsal when depressed; second dorsal with 123 or more rays, the longest (second) ray about 2/5 of head length; anal fin with 123 to more than 125 rays, its origin located under about the 6th ray of second dorsal, not far behind anus, its anterior, elevated portion consisting of 10 to 12 rays; longest (second) ray of anal fin twice the eye diameter; pectoral fins with 14 to 17 rays, their tips extending to below the 15th second dorsal ray; first pelvic finray filamentous, reaching to anus when depressed. **Colour :** body silvery; upper part slight brownish, belly purplish; inside of mouth darker.

Geographical Distribution : Central western Atlantic (Fig. 748).

Habitat and Biology : Outer shelf and upper slope, on soft bottoms.

Size : Maximum total length recorded from Suriname, 27.7 cm.

Interest to Fisheries : None at present. Often taken in large quantities at depths of 400 to 500 m in the northern Gulf of Mexico.

Literature : Goode & Bean (1896)

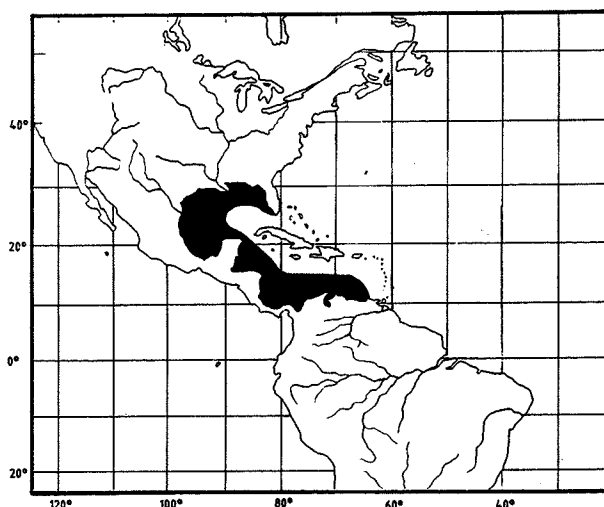


Fig. 748

2.8

FAMILY MORIDAE

MOR

Family Name with Reference : Morini Moreau, 1881, *Hist.nat.Poiss.France*, 3:247.

FAO Names : En - Moras; Fr - Moros; Sp - Moros

General Features : Body, in most species, tapering to a very narrow caudal peduncle. No V-shaped ridge on top of skull; gill openings wide; extending upward above level of pectoral fins; mouth usually terminal or inferior. Teeth few or lacking on head of vomer (roof of mouth). Fins lacking spines; two or three dorsal fins and one or two anal fins; pelvic fins thoracic, never very close together at their bases; caudal fin always separate from dorsal and anal fins, end externally symmetrical. Scales overlapping and rounded, not set at right angles to each other. Spine on top of first vertebra tightly connected to a narrow crest at rear of skull. Anterior paired projections of swimbladder attached to a membranous area at the rear of the cranium. Several hypural bones attached to last vertebra. For additional characters, see Svetovidov, 1937, Marshall & Cohen, 1973, Paulin, 1983, and several authors in Cohen, 1989. **Colour**: brown to black; some species pink or reddish or with silvery areas.

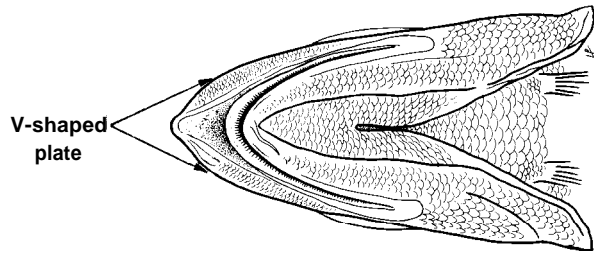
Habitat, Distribution and Biology : Benthopelagic to pelagic species ranging from shallow coastal areas (occasionally even estuaries) to deep waters (beyond 2 500 m). Found in all oceans.

Interest to Fisheries : Morids are of less present and probably less potential value to the fishery than either Gadidae, Merlucciidae or Macrouridae. Most species are of rather small size, live in fairly deep water over hard bottom, and apparently do not form dense aggregations. The highest present and potential importance is in the temperate Southern Hemisphere. Overall landings for the family in 1986 were 37 000 t.

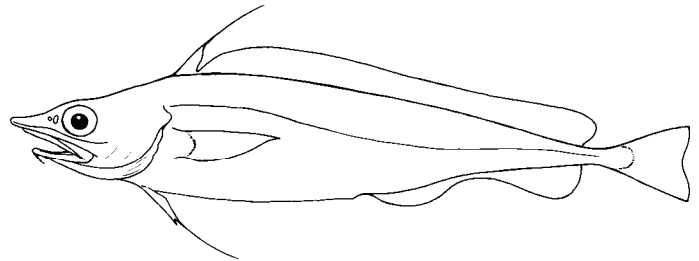
Remarks : The genera and species now included in this family were placed in Gadidae until Svetovidov (1937) recognized a separate family; most ichthyologists agree with him. Although Paulin, 1989 (in Cohen, 1989) presents an overview of Moridae, there is neither an up-to-date general classification of the perhaps 100 species, nor any substantial agreement as to how many genera should be recognized for them. Hence the following list of genera and species is tentative and incomplete. Because of unsolved taxonomic problems two generic keys are presented, one to Atlantic genera and one to Pacific-Indian Ocean genera.

Key to Atlantic Genera*:

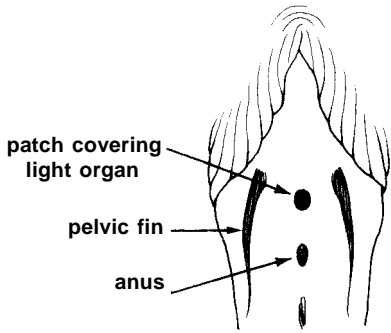
- 1a. Snout depressed to form a broadly V-shaped plate (Fig. 749) **Antimora** (Fig. 750)
- 1b. Snout not as above
 - 2a. Ventral light organ present (Fig. 751)
 - 3a. Chin barbel present
 - 4a. Teeth lacking on vomer **Physiculus** (Fig. 752)
 - 4b. Teeth present on vomer in a small patch (Fig. 753a) **Salilota** (Fig. 753b)
 - 3b. Chin barbel absent ... **Gadella** (Fig. 754)



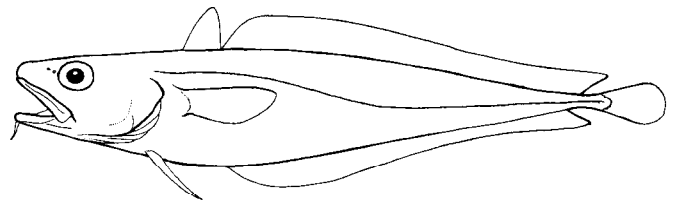
underside
Antimora Fig. 749



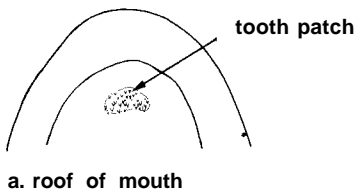
Antimora Fig. 750




underside Fig. 751



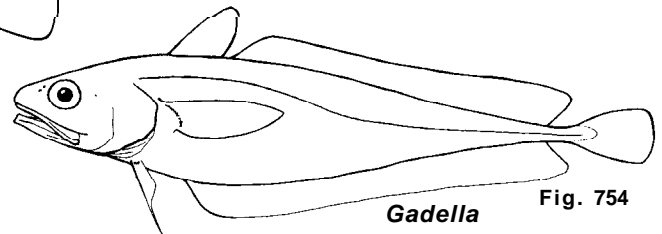
Physiculus Fig. 752



a. roof of mouth



b. lateral view
Salilota Fig. 753



Gadella Fig. 754

* Excluded are the nominal genera **Eretmophorus**, **Rhynchogadus** and **Svetovidovia** which are either based on early life history stages of other genera, or are neotenic forms. Also **Paralaemonema** Trunov, 1990, which has been described too recently for inclusion, and **Momonatira**, recently recorded from the Atlantic by Trunov, 1989.

2b. Ventral light organ lacking

5a. Anal fin notably indented; sometimes appearing as two fins

6a. Chin barbel absent **Halargyreus**
(Fig. 755)

6b. Chin barbel present

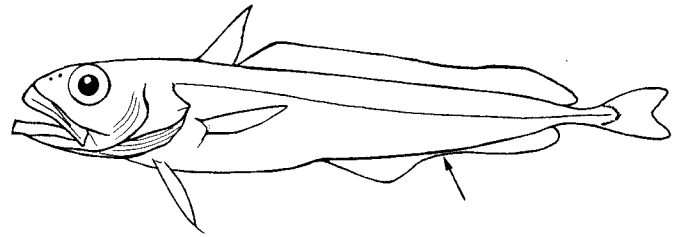
7a. Longest ray in first dorsal fin much shorter than head length **Mora**
(Fig. 756)

7b. Longest rays in first dorsal fin about equal to or longer than head length **Lepidion**
(Fig. 757)

5b. Anal fin not notably indented

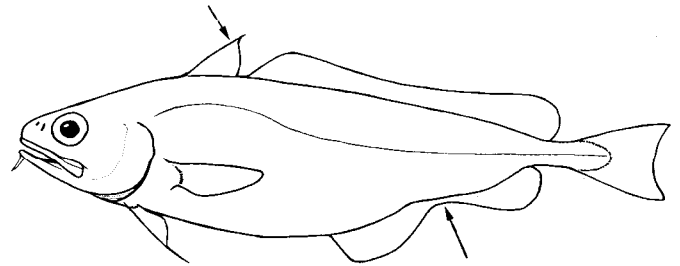
8a. Pelvic fin composed of two well-developed long rays (sometimes with several rudimentary rays at the base) **Laemonema**
(Fig. 758)

8b. Pelvic fin composed of more than two rays (although outer two are longer than others) **Austrophycis**
(Fig. 759)



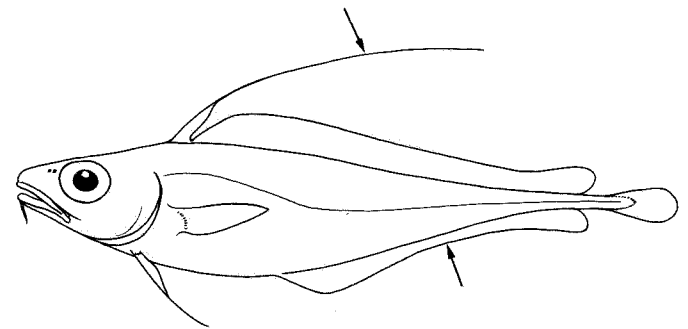
Halargyreus

Fig. 755



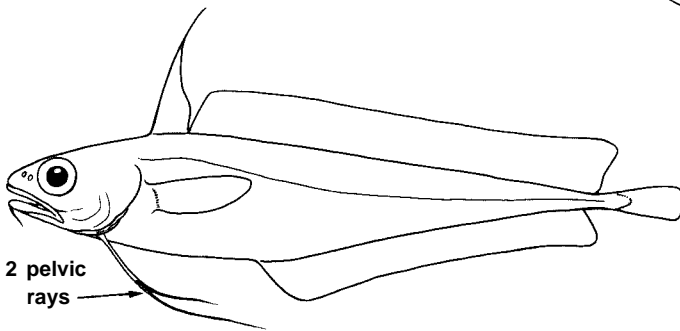
Mora

Fig. 756



Lepidion

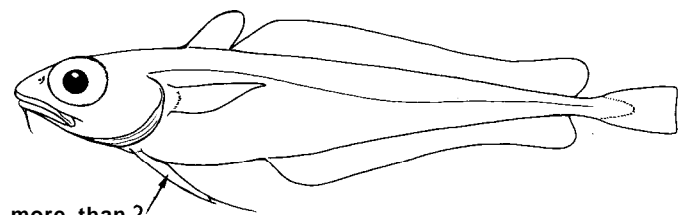
Fig. 757



2 pelvic rays

Laemonema

Fig. 758



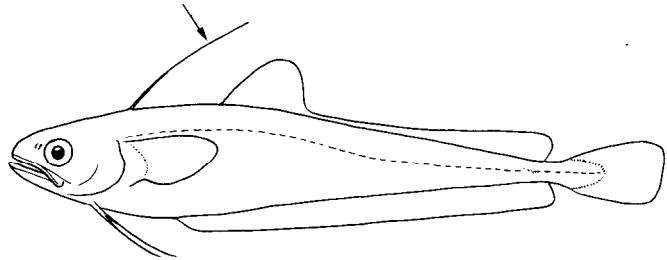
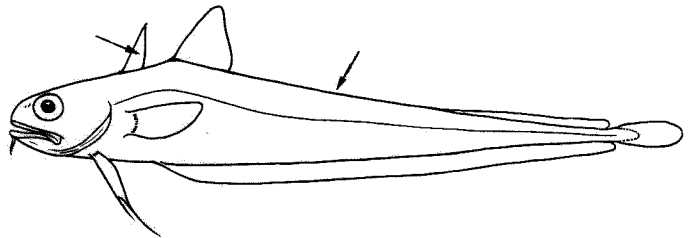
more than 2 pelvic rays

Austrophycis

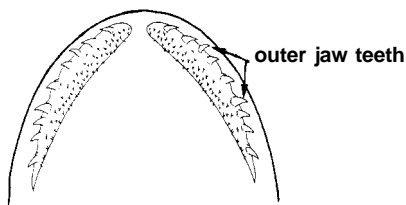
Fig. 759

Key to Pacific and Indian Ocean Genera:

- 1a. Snout depressed to form a broadly V-shaped plate (Fig. 749) **Antimora**
(fig. 750)
- 1 b. Snout not as above
- 2a. First dorsal fin appearing as a single elongate ray **Auchenoceros**
(Fig. 760)
- 2b. First dorsal fin with three or more rays
- 3a. Dorsal fins appearing as three due to deep indentation in second dorsal fin **Tripterophycis**
(Fig. 761)
- 3b. Dorsal fins appearing as two
- 4a. Ventral light organ present (Fig. 751)
- 5a. Teeth lacking on vomer
- 6a. Chin barbel present **Physicolus**
(Fig. 752)
- 6b. Chin barbel absent **Gadella**
(Fig. 754)
- 5b. Teeth present on vomer in a small patch (Fig. 753a) **Salilota**
(Fig. 753b)
- 4b. Ventral light organ absent
- 7a. Anal fin notably indented, sometimes appearing as two fins
- 8a. Chin barbel absent **Halargyreus**
(Fig. 755)
- 8b. Chin barbel present

**Auchenoceros****Fig. 760****Tripterophycis****Fig. 761**

- 9a. Longest ray in first dorsal fin much shorter than head length **Mora**
(Fig. 756)
- 9b. Longest ray in first dorsal fin about equal to or longer than head length **Lepidion**
(Fig. 757)



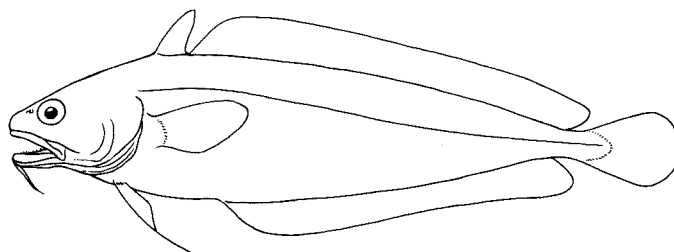
a. roof of mouth

7b. Anal fin not notably indented

- 10a. Pelvic fin composed of two well-developed long rays (sometimes with several rudimentary rays at the base) **Laemonema**
(Fig. 758)

- 10b. Pelvic fin composed of more than two rays (although outer two may be longer than others)

- 11a. Upper jaw teeth in two separate series, the outer one much larger (Fig. 762a) **Lotella**
(Fig. 762b)



b. lateral view
Lotella

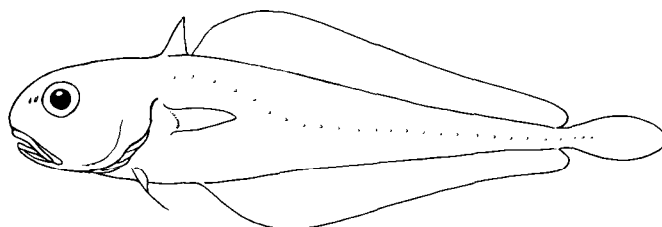
Fig. 762

- 11b. Upper jaw teeth in a single band, the teeth about equal-sized

- 12a. Eye diameter equal to or greater than postorbital length of head **Austrophycis**
(Fig. 759)

- 12b. Eye diameter less than postorbital length of head

- 13a. Chin barbel absent or very small **Momonatira**
(Fig. 763)



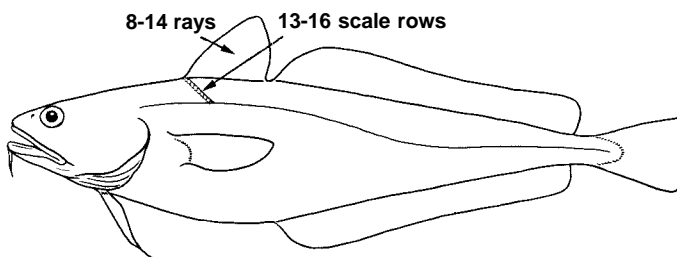
Momonatira

Fig. 763

13b. Chin barbel present, prominent

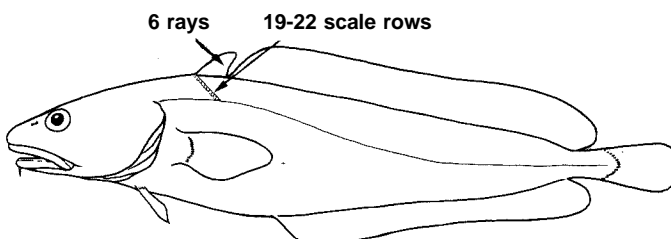
- 14a. First dorsal fin with 8 to 14 rays; scale rows between first dorsal fin and lateral line 13 to 16 **Pseudophycis**
(Fig. 764)

- 14b. First dorsal fin with 6 rays; scale rows between first dorsal fin and lateral line 19 to 22 **Eeyorius**
(Fig. 765)



Pseudophycis

Fig. 764



Eeyorius

Fig. 765

TENTATIVE LIST OF GENERA

	Number of species known	Species treated here
<i>Antimora</i>	2	2
<i>Auchenoceros</i>	1	1
<i>Austrophycis</i>	1	1
<i>Eretmophorus*</i>	?	-
<i>Eeyorius</i>	1	1
<i>Gadella</i>	8	2
<i>Halargyreus</i>	1	1
<i>Laemonema</i>	18	2
<i>Lepidion</i>	9	3
<i>Lotella</i>	4	-
<i>Momonatira</i>	2	-
<i>Mora</i>	1	1
<i>Paralaemonema**</i>	3	-
<i>Physiculus</i>	31	2
<i>Pseudophycis</i>	3	3
<i>Rhynchogadus*</i>	?	-
<i>Salilota</i>	2	1
<i>Tripterochycis</i>	2	1

* A problematic name, either based on early life history stages and not yet linked with known adults, or a neotenic form. If any of these genera are valid, it is not possible to say how many species might be in each

** Described too recently (Trunov, 1990) for further treatment herein.

Antimora Günther, 1878

MOR Ant

Genus with Reference : *Antimora* Günther, 1878, *Ann.Mag.Nat.Hist.*, (5)2; 18

Diagnostic Features : Body shape variable, depending on condition; from notably robust to relatively elongate. Snout depressed to form a broadly V-shaped plate. No ventral light organs. Chin barbel present. Eye diameter less than postorbital length of head. Vomerine teeth present. Gill rakers short and stubby. First dorsal fin with five or more rays, the anterior one elongated; anal fin originating past midpoint of body, deeply indented at midlength; pectoral falling far short of anal fin origin, pelvic fins with six rays, one moderately elongated. **Colour:** variable, ranging from nearly black to grey or bluish.

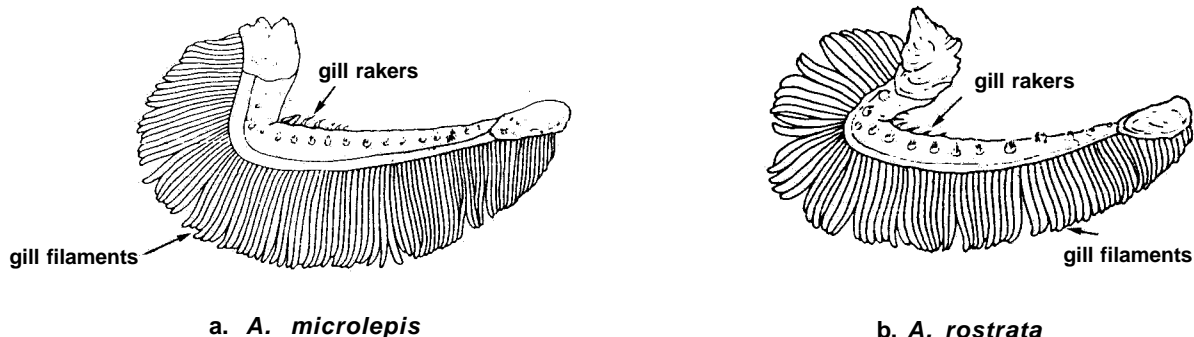
Habitat, Distribution and Biology : The two species of the genus are widely distributed in temperate and subantarctic waters of the world's oceans, from about 350 to more than 3 000 m depth, but they have not been generally found in the deep waters of tropical seas. Their depth distributions tend to be shallower at higher latitudes. They are benthopelagic, and in many areas are among the most abundant fishes on the middle and deep slopes. Males attain a smaller size than females, the former rarely exceeding 40 cm, the latter sometimes growing to beyond 65cm. The sexes segregate to some extent by depth, with males normally concentrating at the shallow end of the depth spectrum; females span a greater range. This segregation results in a smaller average size of individuals at the shallow end of the depth range, leading to the apparent phenomenon of "bigger-deeper". The life-history of these fishes is poorly known; although, there is evidence to suggest times and places of spawning in the western North Atlantic and the possible role of migration. Aspects of the biochemistry and physiology of these fishes have been extensively studied and have given us a better understanding of how deepsea animals cope with the low temperatures and high pressures of their environment through changes in metabolic pathways and physiological processes. Feeding habits are poorly known because of the usual eversion of the stomach caused by the expansion of the swimbladder when the fish are brought to the surface. Shrimps, amphipods and other free-swimming crustaceans, as well as small cephalopods and fish, probably form the bulk of the diet.

Interest to Fisheries : Currently of little significance to fisheries, although locally abundant in anti-tropical seas; they enter the bycatch of commercial trawl fisheries in several areas. The flesh is soft and watery and peak abundance of larger specimens is in deep water.

Remarks : In his review of the genus, Small (1981) recognized two species rather than six.

Key to species:

- 1a. Gill filaments on first arch relatively long, 93 to 103 (Fig.766a) **A. microlepis**
Bean, 1890
- 1b. Gill filaments on first arch relatively short, 76 to 90 (Fig.766b) **A. rostrata**
(Günther, 1878)



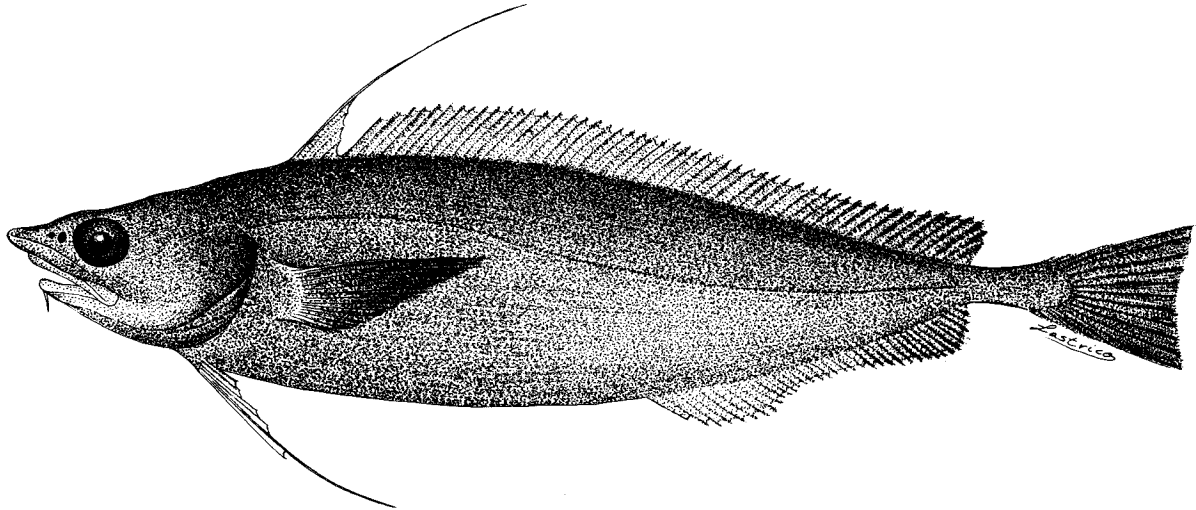
first gill arch
(from Small, 1981)

Fig. 766

Antimora microlepis Bean, 1890

Fig. 767

MOR Ant 2

Scientific Name with Reference : *Antimora microlepis* Bean, 1890, Proc.U.S.Nat.Mus., 13:38.**Synonyms** : None**FAO Names** : En - Finescale antimora

(after Small, 1981)

Fig. 767

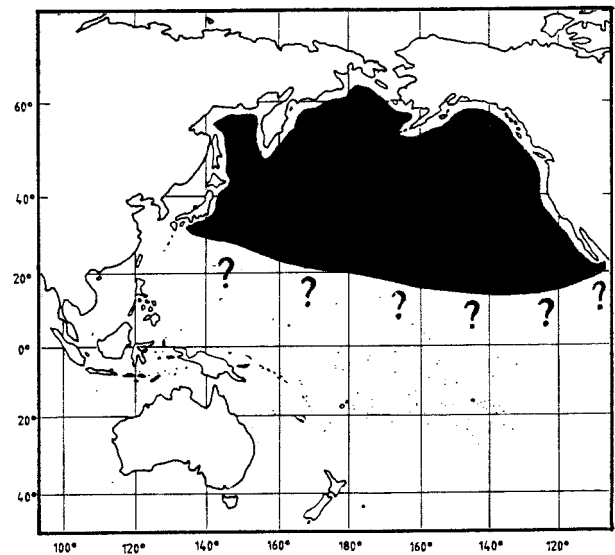
Diagnostic Features : Gill filaments on first arch 93 to 103.**Geographical Distribution** : Eastern and western North Pacific, north of latitude 10° N at suitable depths including the tropical mid-Pacific, the Bering, Okhotsk and Kamchatka Seas, and Japan (Fig. 768).**Habitat and Biology** : Benthopelagic in depths of about 510 to 2 800 m or more. Detailed life-history studies of the species has not been done as they have for *A. rostrata* along the United States east coast. It appears that sex segregation is also basic to this species, but whether or not the species migrates extensively or uses the North American west coast slopes only as feeding areas is not known.**Size** : 65 cm total length or larger.**Interest to Fisheries** : On the Canadian and United States Pacific coasts the species is frequently taken by trawlers fishing deep slope waters for Dover sole (*Microstomus pacificus*) and the deeper water species of rock fish (*Sebastes* species). It is found in significant quantities in some areas, but so far as known is not utilized, probably because of its soft flesh and the relatively small average size usually taken.**Local Names** : JAPAN: Sumidara; USA: Finescale codling.**Literature** : Hart(1973); Iwamoto (1975); Small (1981)

Fig. 768

Antimora rostrata (Günther, 1878)

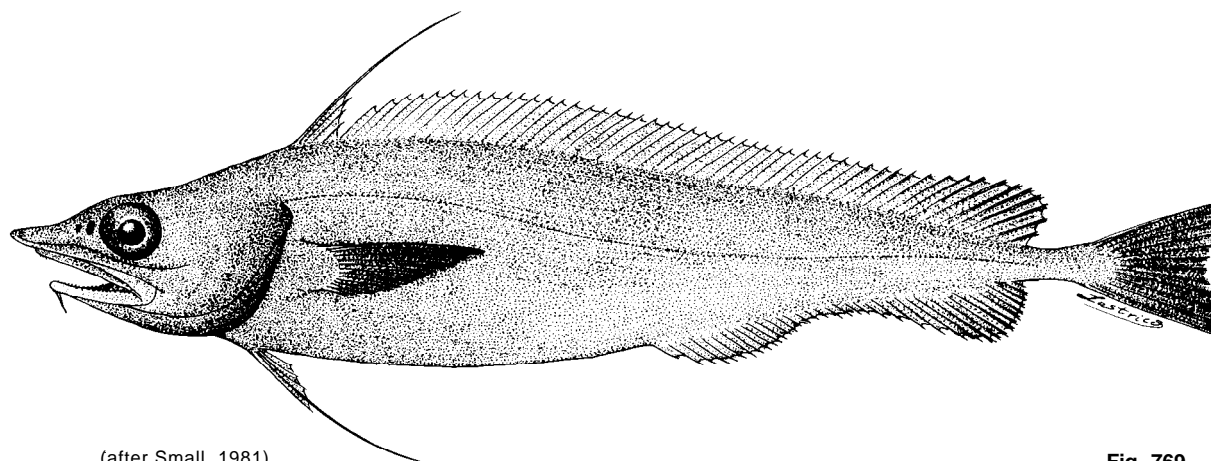
Fig. 769

MOR Ant 1

Scientific Name with Reference : *Haloporphyrus (Antimora) rostratus* Günther, 1878, *Ann.Mag.nat.Hist.*, 5(2): 18.

Synonyms : *Haloporphyrus viola* Goode & Bean, 1879; *Antimora rhina* Garman, 1899; *Antimora australis* Barnard, 1925; *Antimora meadi* Pequeño, 1970.

FAO Names : En - Blue antimora; Fr - Antimore bleu; Sp - Mollera azul.



(after Small, 1981)

Fig. 769

Diagnostic Features : Gill filaments on first arch 76 to 90.

Geographical Distribution : All oceans except the North Pacific north of 10°N (Fig. 770).

Habitat and Biology : Benthopelagic in about 350 to 3 000 m depth. May move offshore with age and spawn in the deep parts of its range. Off the eastern coast of the United States it is speculated that the population use the area only as feeding grounds with spawning taking place to the north.

Size : Reaching about 60 cm total length or larger.

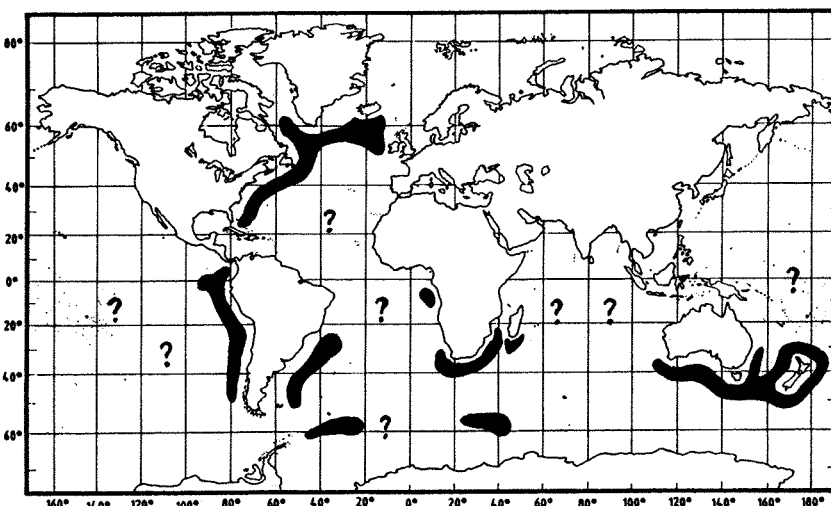


Fig. 770

Interest to Fisheries : The species is dominant in many temperate deep-slope communities between about 500 to 2 800 m depth. It is taken in the bycatch of trawlers and deep-set bottom longlines in many areas but so far as known, it is not utilized.

Local Names : USA: Blue hake; USSR: Antimora.

Literature : Iwamoto (1975); Wenner & Musick (1977); Small (1981).

***Auchenoceros* Günther, 1889**

MOR Auch

Genus with Reference : *Auchenoceros* Günther, 1889 Challenger Rept., 78 (Zool.):24.

Remarks : A single species

***Auchenoceros punctatus* (Hutton, 1873)**

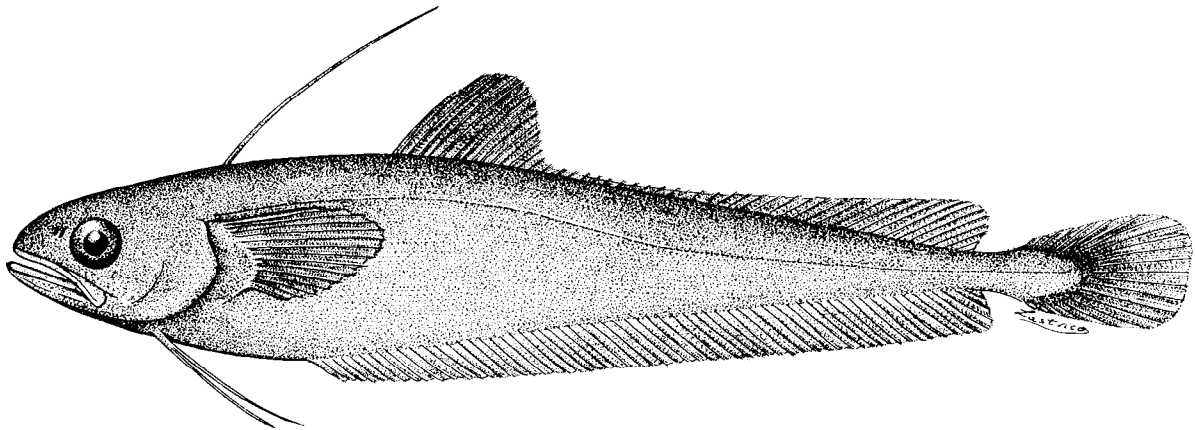
Fig. 771

MOR Auch 1

Scientific Name with Reference : *Calloptilum punctatum* Hutton, 1873, Trans.Proc.N.Z.Inst. , 5:267.

Synonyms : *Bregmaceros punctatus*, Günther, 1876

FAO Names : En - Ahuru



(after Graham, 1956 and Paulin, 1983)

Fig. 771

Diagnostic Features : Chin barbel absent. First dorsal fin appearing as a single, elongate ray, widely separated from the second dorsal fin; second dorsal fin with very short rays at mid-length, sometimes appearing as two fins; anal fin long-based, not strongly indented, originating far forward on body, under the space between dorsal fins; pelvic fins with two rays. No ventral light organ. **Colour:** generally pale, variously reported as pink-tan with spots, silvery, and with a spot on side of head and a yellow lateral stripe.

Geographical Distribution : East coast of New Zealand from about 35° southward; also in the Cook Strait (Fig. 772).

Habitat and Biology : Apparently pelagic. Over sandy and muddy bottoms in inshore waters to depths of 420 m. Locally abundant, especially in the inner Hauraki Gulf and the Firth of Thames (New Zealand).

Size : Reaches about 13 cm total length, but more commonly 10 cm.

Interest to Fisheries : Not fished commercially at present, because of its small size. Possibly an important forage fish for commercial species.

Literature : Graham (1953); Paulin (1983).

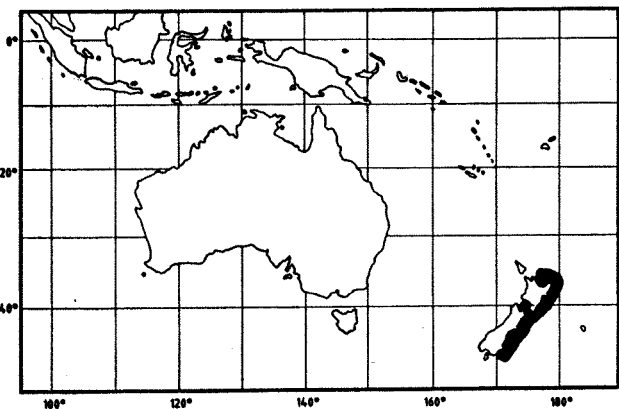


Fig. 772

Austrophycis Ogilby, 1897

MOR Aust

Genus with Reference : *Austrophycis* Ogilby, 1897, Proc.Linn.Soc.N.S.Wales, 22:90.

Remarks : So far as known, this genus includes a single species

Austrophycis marginata (Günther, 1878)

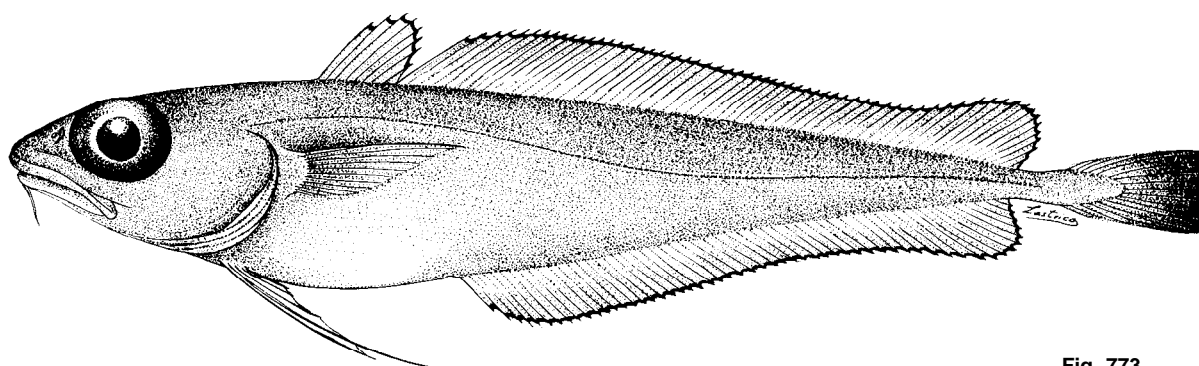
Fig. 773

MOR Aust 1

Scientific Name with Reference : *Lotella marginata* Günther, 1878, Ann.Mag.nat.Hist., (5)2: 19.

Synonyms : ? *Austrophycis megalops* Ogilby, 1897; *Physiculus marginatus*, Norman, 1937; *Actuariolum* sp. Fitch & Barker, 1972.

FAO Names : En - Dwarf codling



(combined from Günther, 1887 and Nakamura, 1986)

Fig. 773

Diagnostic Features : Eye diameter equal to or greater than postorbital length of head. Interorbital space narrow, equal to or less than snout length; chin barbel present. First dorsal fin rays 8 to 10; anal fin long-based, originating on anterior half of body, below space between dorsal fins, not strongly indented; pelvic fins with 5 rays, the outer 2 somewhat elongated. **Colour:** pale pinkish; a dark spot at tip of first dorsal fin; caudal fin dusky distally.

Geographical Distribution : So far, found off Southern Patagonia along the Argentine slope to 40°S, and the Chilean coast to about 46°S, on the rises to the east and south of New Zealand, and off New South Wales and Tasmania (Fig. 774).

Habitat and Biology : A benthopelagic species, apparently living from the inner shelf, in far southern South America, to depths beyond 1 000 m. According to Paulin (1983) possibly one of the most common morid species in the New Zealand Antarctic region in depths of 300 to 700 m.

Size : Maximum total length 24 cm.

Interest to Fisheries : None at present, but apparently sufficiently abundant to suggest potential as an industrial fish for reduction to fishmeal (Bellisio, López & Tomo, 1979; Paulin, 1983). In New Zealand not taken commercially because of its small size.

Local Names : ARGENTINA: Brotola, Pescada de ojo grande; NEW ZEALAND: Dwarf cod.

Literature : Bellisio, López & Tomo(1979); Paulin (1983); Nakamura (1986); Last, Scott & Talbot (1983).

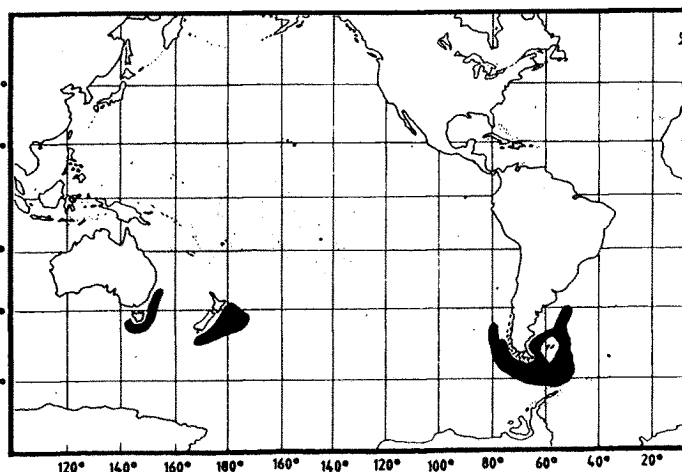


Fig. 774

Eeyorius Paulin, 1986

MOR Eey

Genus with Reference : *Eeyorius* Paulin, 1986, Mem.Mus.Victoria, 47:201

Remarks : A single species.

Eeyorius hutchinsi Paulin, 1986

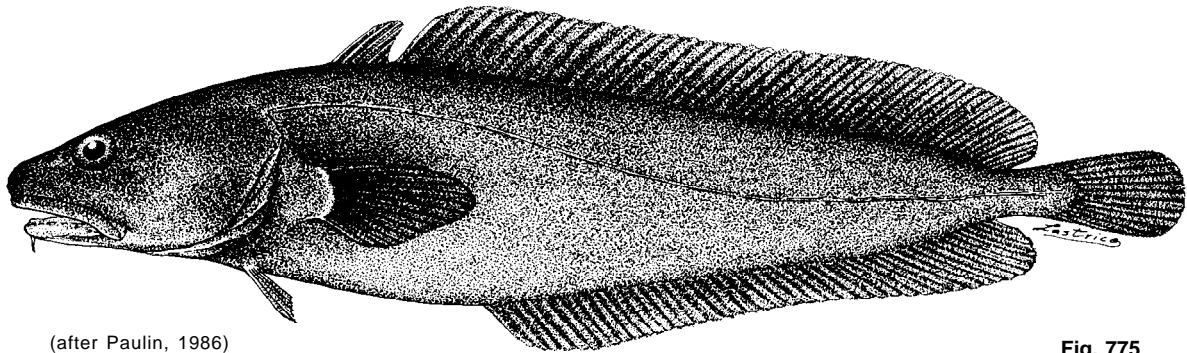
Fig. 775

MOR Eey 1

Scientific Name with Reference : *Eeyorius hutchinsi* Paulin, 1986, Mem.Mus.Victoria, 47:204

Synonyms : None

FAO Names : En - Tasmanian codling



(after Paulin, 1986)

Fig. 775

Diagnostic Features : Chin barbel present. Jaw teeth in brush-like band; outer teeth of upper jaw only slightly larger than others; lower jaw teeth equal-sized. First dorsal fin with 6 rays, none greatly elongated; anal fin not greatly indented. No luminescent organ. Scales very small, about 20 in a transverse row between the lateral line and the first dorsal fin. **Colour**: in preservative, brownish grey, paler beneath head; fins uniformly brownish grey.

Geographical Distribution : Five localities in the Australian states of Western Australia, Victoria, Tasmania (Fig. 776).

Habitat and Biology : Captured at depths ranging from 7.5 to 12 m.

Size : Reaches 26 cm total length.

Interest to Fisheries : None at present.

Literature : Original description only.

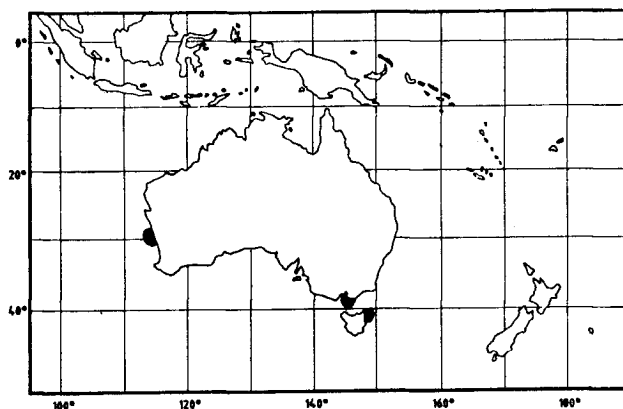


Fig. 776

Gadella Lowe, 1843

MOR Gadel

Genus with Reference : *Gadella* Lowe, 1843, Proc Zool.Soc.London, 11:91.

Diagnostic Features : Chin barbel absent. First dorsal fin with 7 to 11 rays; anal fin long based, not greatly indented; pelvic fin with two outermost rays filamentous and slightly extended. Ventral light organ present.

Habitat, Distribution and Biology : Outer shelf to mid-slope depths in tropical and subtropical seas worldwide

Interest to Fisheries : None

Remarks : Recently revised by Paulin, 1989, who presents a key to the species

List of species:

Gadella edelmanni (Brauer, 1908) -Western Indian Ocean off coast of Africa

Gadella filifer (Garman, 1899) - Galapagos region

Gadella imberbis (Vaillant, 1888) - Western Atlantic from Cape Cod to southern Brazil

Gadella jordani (Böhlke & Mead, 1951) - East coast of Japan and Kyushu-Palau Ridge

Gadella maraldi (Risso, 1810) - Mediterranean, Portugal, Madeira, Azores, Great Meteor Bank, northwest coast of Africa

Gadella molokaiensis Paulin, 1989 - Hawaiian Islands

Gadella norops Paulin, 1989 - New Zealand, Australia, Mascarene Ridge in western Indian Ocean

Gadella obscurus (Parin, 1985) - Nazca Ridge.

Gadella imberbis (Vaillant, 1888)

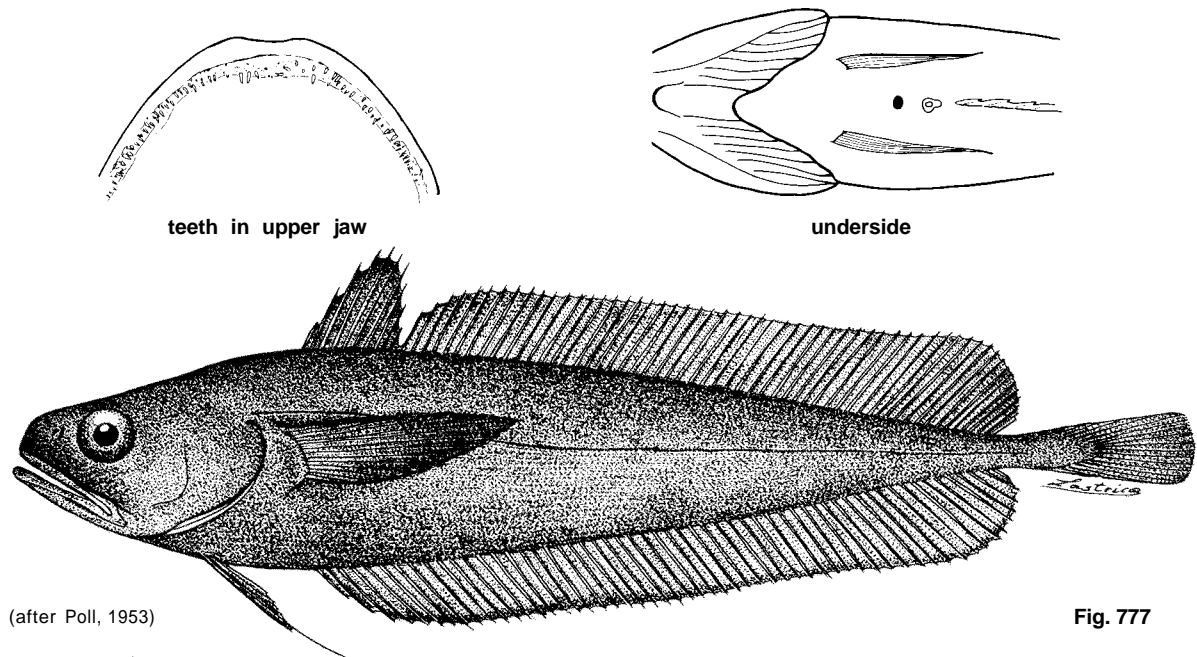
Fig. 777

MOR Gadel 1

Scientific Name with Reference : *Brosmiculus imberbis* Vaillant, 1888, Exp.sci."Travailleur" et "Talisman", 1:293.

Synonyms : *Uraleptus maraldi* (not of Risso), Poll, 1953.

FAO Names : En - Beardless codling



(after Poll, 1953)

Fig. 777

Diagnostic Features : Upper jaw teeth sometimes slightly larger in the outer part of band. Anal fin originating on anterior third of body under front part of first dorsal fin. Pectoral fins extending far past anal fin origin; filamentous ray of pelvic fins extending slightly beyond anal fin origin. **Colour** : dark; dark, anchor-shaped pigment pattern on roof of mouth.

Geographical Distribution : Rather widespread in the Caribbean and tropical western Atlantic, apparently more restricted in the tropical eastern Atlantic, where it is found from the Cape Verde Islands to about 11°S (Fig. 778).

Habitat and Biology : Benthopelagic on the upper slope. Often rather abundant.

Size : Maximum total length 23 cm, but rarely reaching more than about 18 cm.

Interest to Fisheries : Commonly taken as bycatch by deep-water shrimp trawlers in the western Atlantic; but apparently not utilized for food.

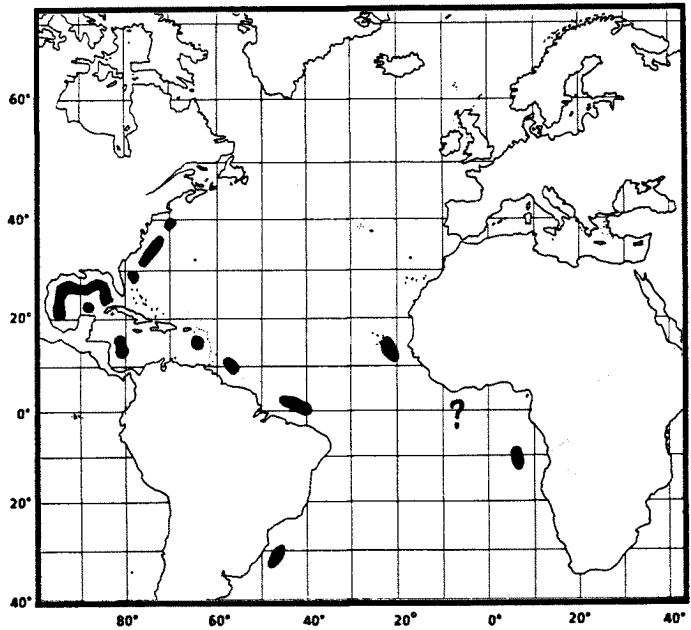


Fig. 778

Gadella maraldi (Risso,1810)


Fig. 779

MOR Gadel 2

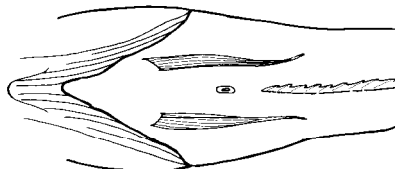
Scientific Name with Reference : *Gadus maraldi* Risso, 1810, *Ichth.Nice*:123.

Synonyms : *Merluccius maraldi*, Risso, 1826; *Merluccius attenuates* Cocco, 1829; *Strinsia tinca* (not of Rafinesque), Bonaparte, 1832; *Merluccius ambiguus* Lowe, 1840; *Uraleptus maraldi*, Costa, 1849; *Merluccius uraleptus* Costa, 1849.

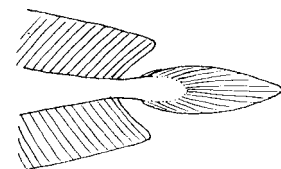
FAO Names : En - Gadella.



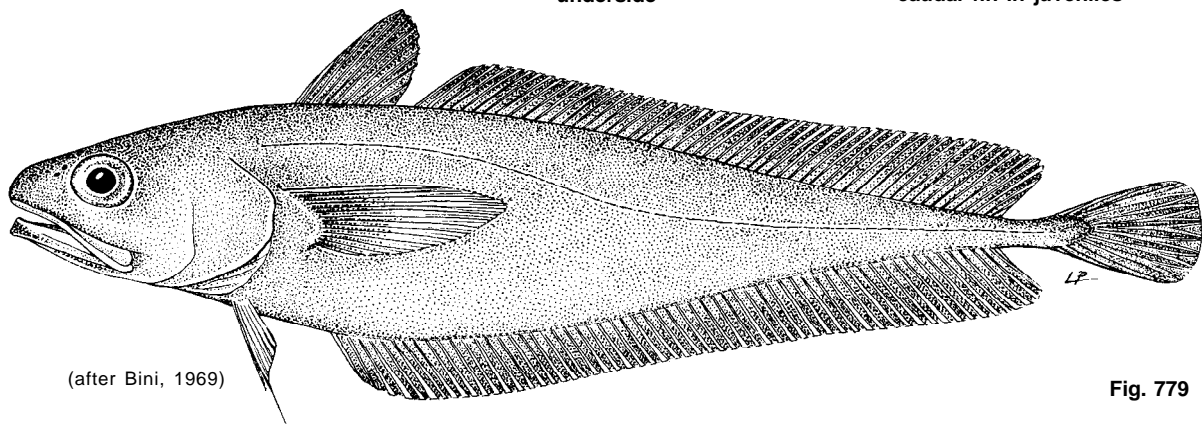
teeth in upper jaw



underside



caudal fin in juveniles



(after Bini, 1969)

Fig. 779

Diagnostic Features : Upper jaw with two rows of teeth, the outer one with small teeth interspersed with notably large ones; the inner one with small teeth only. Anal fin originating on anterior third of body, under front part of first dorsal fin; pectoral fins extending far past anal fin origin; filamentous ray of pelvic fin extending slightly beyond anal fin origin. **Colour :** generally dark, oral cavity pale.

Geographical Distribution : Found throughout the Mediterranean, off Portugal, at Madeira, the Azores and the Great Meteor Bank. Its southern distribution along the west coast of Africa is not clear (Fig. 780).

Habitat and Biology : A benthopelagic species ranging from 150 to at least 700 m depth. Spawning takes place in spring and the first maturity is attained at 15 cm total length.

Size : Maximum total length 30 cm.

Interest to Fisheries : No separate statistics, but taken as bycatch in fisheries operating bottom trawls, and bottom longlines. Found occasionally in markets, but not of significant commercial importance.

Literature : Bini (1969).

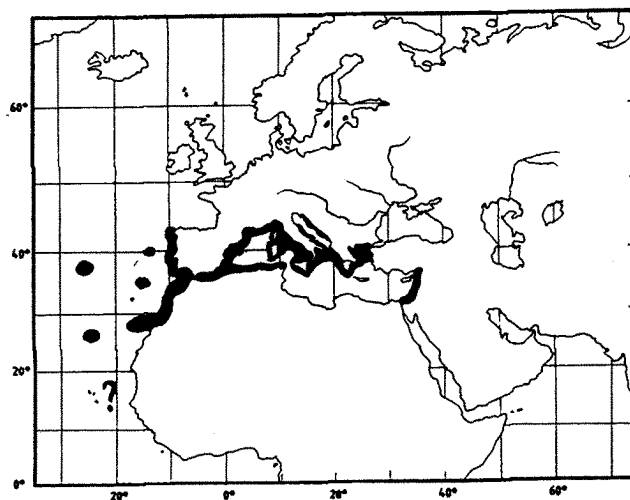


Fig. 780

***Halargyreus* Günther, 1862**

MOR Hal

Genus with Reference : *Halargyreus* Günther, 1862, Cat.Fish.Brit.Mus., 4:342.

Remarks : This genus includes a single species according to Cohen, 1973.

***Halargyreus johnsonii* Günther, 1862**


Fig. 781

MOR Hal 1

Scientific Name with Reference : *Halargyreus johnsonii* Günther, 1862, Cat.Fish.Brit.Mus., 4:342.

Synonyms : *Halargyreus brevipes* Vaillant, 1888; *Halargyreus affinis* Collett, 1904

FAO Names : En - Slender codling



(from Cohen, 1973)

Fig. 781

Diagnostic Features : Eye diameter about equal to snout length, less than postorbital length of head. Lower jaw slightly projecting; no chin barbel. Jaw teeth finely granular; no teeth on vomer or palatines. First dorsal fin with 6 to 8 rays, none greatly elongated; anal fin originating near mid-length of body, deeply indented; pectoral fins falling short of anal fin origin. Pelvic fins with 5 or 6 rays, none greatly elongated. Ventral light organ absent.

Colour: generally pale, silvery in fresh specimen; orobranchial cavity black.

Geographical Distribution : Antitropical in the Atlantic and Pacific Oceans (Fig. 782); not yet caught in the eastern North Pacific.

Habitat and Biology : Benthopelagic to pelagic over the continental slope; from 700 to at least 1 400 m depth off southern New Zealand.

Size : Maximum total length 56 cm.

Interest to Fisheries : Locally abundant but apparently not fished for at present.

Local Names : NEW ZEALAND:
Slender cod.

Literature : Recent references are summarized by Paulin (1983).

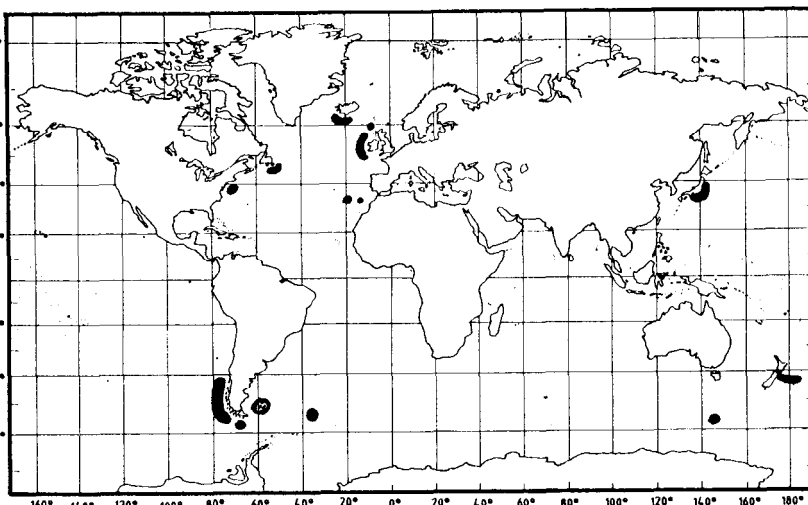


Fig. 782

Laemonema Johnson, 1862

MOR Laem

Genus with Reference : *Laemonema* Johnson, 1862, Proc.Zool.Soc.London, 1862: 171.

Diagnostic Features : Two dorsal fins, the first short based, the second and the single anal fin with long bases; anal fin not greatly indented; pelvic fins with two long rays in each; no luminescent organs.

Habitat, Distribution and Biology : Benthopelagic on the continental slopes of the tropical to subtropical seas throughout the world. A few species are found at higher latitudes.

Interest to Fisheries : Not exploited at present. Only *L. longipes*, discussed below, is perhaps common enough and grows sufficiently large to be of potential interest.

Remarks : *Laemonema* is so poorly known taxonomically and many of the 18 or more species that have been referred to it at one time or another are so rare that the following list is only tentative. At least some of these species will be placed in other genera.

List of Species :

- Laemonema barbatulum* Goode & Bean, 1883 -Western Atlantic
- Laemonema compressicauda* (Gilchrist, 1903) -South Africa
- Laemonema curtipes* Biscoito & Maui, 1989 - Eastern Central Atlantic
- Laemonema filodorsale* Okamura, 1982 - Kyushu-Palau Ridge
- Laemonema globiceps* Gilchrist, 1906 -South Africa, New Zealand, Australia, Chile
- Laemonema gracillipes* Garman, 1899 - Eastern Pacific
- Laemonema kongi* Markle & Melendez, 1988 - Chile, Argentina, New Zealand
- Laemonema latifrons* Holt & Byrne, 1908 - N.E. Atlantic
- Laemonema laureysi* Poll, 1953 - Subtropical-Tropical eastern Atlantic
- Laemonema longipes* Schmidt, 1939 - Subarctic North Pacific, Bering Sea
- Laemonema melanurum* Goode & Bean, 1896 -Western Atlantic
- Laemonema modesta* (Franz, 1910) -Japan
- Laemonema nana* Taki, 1953 - Japan
- Laemonema rhodochir* Gilbert, 1905 - Central and western Pacific
- Laemonema robustum* Johnson, 1862 - Madeira
- Laemonema verecunda* (Gilbert, 1899) - Tropical eastern Pacific
- Laemonema yarrellii* Lowe, 1841 - Subtropical eastern North Atlantic
- Laemonema yuvto* Parin & Sazonov, 1990 -Southeastern Pacific

Laemonema laureysi Poll, 1953

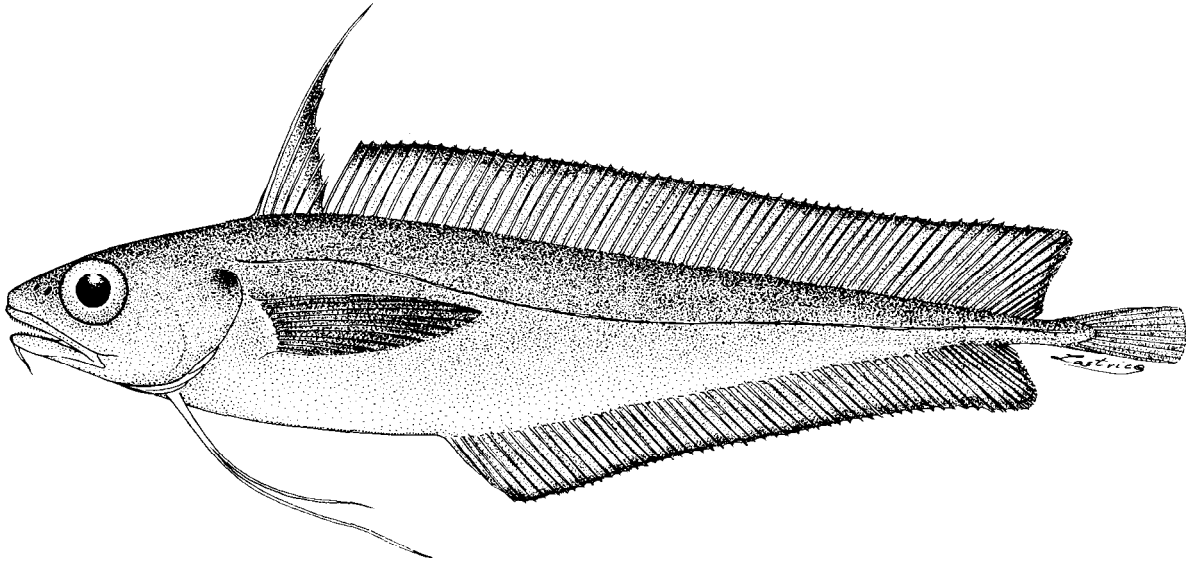
Fig. 783

MOR Laem 1

Scientific Name with Reference : *Laemonema laureysi* Poll, 1953, Expéd.Océanogr.Belge Eaux Cot.Afric.Atl.Sud., 4(2): 197.

Synonyms : None

FAO Names : En - Guinean codling.



(after Poll, 1953)

Fig. 783

Diagnostic Features : Body depth 4.5 to 5.5 times in standard length. Eye diameter larger than snout, smaller than postorbital length; barbel present at tip of lower jaw, which is slightly shorter than upper. A moderately elongated filament in first dorsal fin; pectoral fins extending to rear level of anal fin origin. Scale rows between first dorsal fin and lateral line 10 to 12. **Colour** : generally light brown, paler ventrally.

Geographical Distribution : Tropical eastern Atlantic (Fig. 784).

Habitat and Biology : Benthopelagic on the outer shelf and upper slope at depths ranging from 220 to 500 m, most abundant around 300 m over soft bottom.

Size : Maximum total length 30 cm.

Interest to Fisheries : Locally abundant, but probably taken only as bycatch at present.

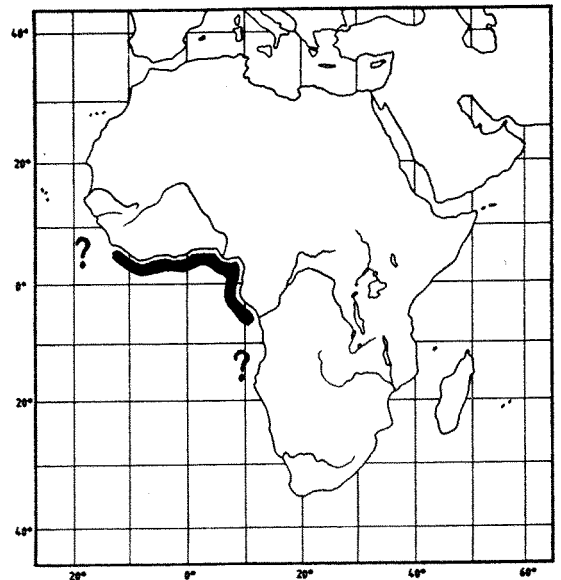


Fig. 784

Laemonema longipes Schmidt, 1938

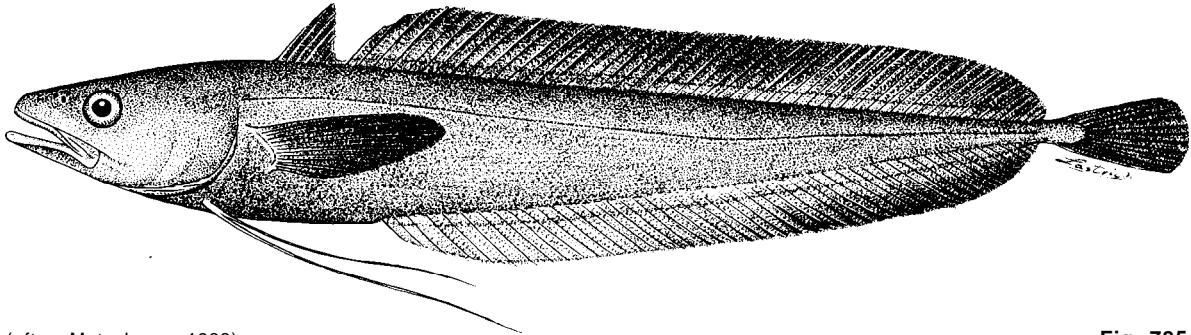
Fig. 785

MOR Laem 2

Scientific Name with Reference : *Laemonema longipes* Schmidt, 1938, *Compt.Rend.Acad.Sci.URSS*, 19:655.

Synonyms : *Laemonema morosum* Matsubara, 1938; *Podonema longipes*, Rass, 1954; *Podonematichthys longipes*, Whitley, 1965.

FAO Names : En - Longfin codling.



(after Matsubara, 1938)

Fig. 785

Diagnostic Features : Body depth at anus about 7 or more times in standard length. Eye diameter less than snout and postorbital length of head. No barbel at tip of lower jaw, which is slightly longer than upper. No elongated filament in first dorsal fin; both pectoral and pelvic fins extending beyond origin of anal fin.

Geographical Distribution : Central Japan to the Okhotsk and Bering Seas (Fig. 786).

Habitat and Biology : Benthopelagic on the continental slope, from 455 to 1 400 m depth.

Size : Maximum total length 60 cm.

Interest to Fisheries : None at present. Locally abundant; many specimens taken from a whale stomach. Considered to be a promising potential resource. Experimental fishing has provided catch rates over 6t/h off northern Japan (Amaoka, *et al.*, 1983).

Local Names : JAPAN: Itohiki-dara.

Literature : Rass (1954); Matsubara (1955); Yabe, Cohen, Wakabayashi & Iwamoto (1981).

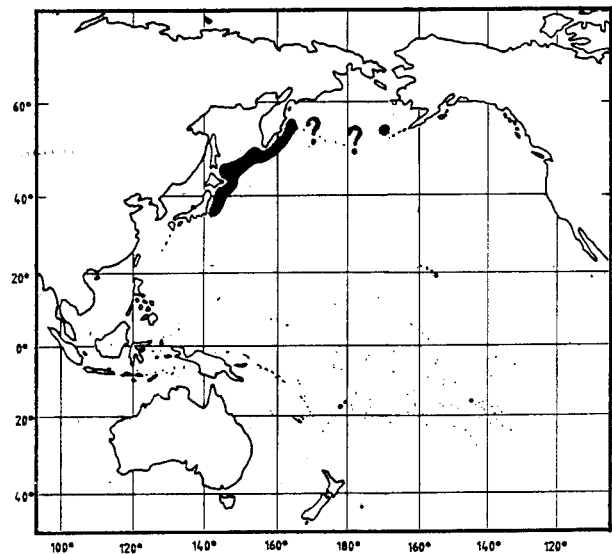


Fig. 786

Lepidion Swainson, 1838

MOR Lep

Genus with Reference : *Lepidion* Swainson, 1838, *Nat.Hist.Fish.Amphib.Rept.*, 1:318.

Diagnostic Features : Chin barbel present. Jaw teeth granular, a patch of similar teeth present on vomer. First dorsal fin with five or more rays, one notably elongated; anal fin deeply indented at mid-length, originating on anterior half of body, pelvic fin with 5 to 8 rays, one or more variously elongated. Ventral light organ absent.

Habitat, Distribution and Biology : Benthopelagic fishes living on the continental slope and lower rise. Neither their taxonomy nor biology are well known. An outdated key is presented by Norman (1935). There may be a dozen or more species.

Interest to Fisheries : Marginal at present, but several species are locally abundant in deep water and may represent resources of potential interest.

Tentative List of Species :

- Lepidion capensis* Gilchrist, 1922 - South Africa
Lepidion ensiferus (Günther, 1887) - Temperate eastern South Atlantic
Lepidion eques (Günther, 1887) - Temperate North Atlantic
Lepidion guentheri (Giglioli, 1880) - Eastern North Atlantic
Lepidion inosimae (Günther, 1887) - Japan
Lepidion lepidion (Risso, 1810) - Mediterranean
Lepidion microcephalus Cowper, 1956 - Tasmania, New Zealand
Lepidion natalensis Gilchrist, 1922 - South Africa
Lepidion schmidtii Svetovidov, 1936 - Japan, eastern Atlantic.

Lepidion ensiferus (Günther, 1887)

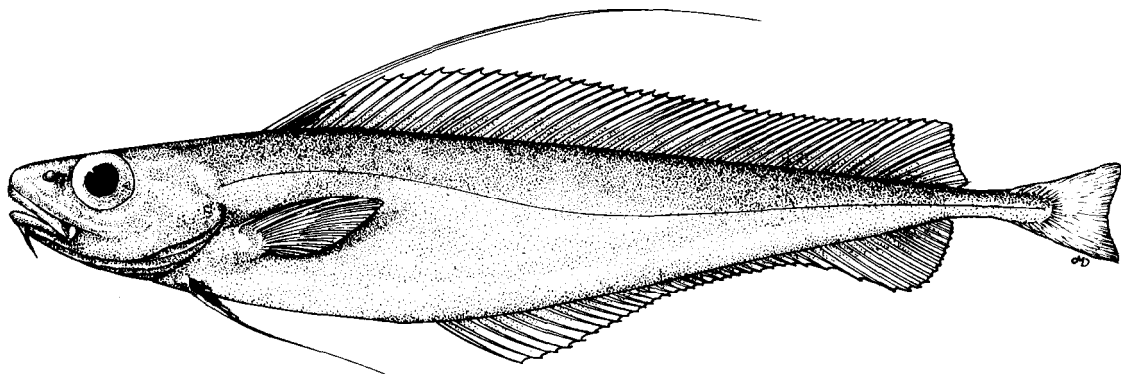
Fig. 787

MOR Lep 1

Scientific Name with Reference : *Haloporphyrus ensiferus* Günther, 1887, Challenger Repts., Zool., 22:92.

Synonyms : None.

FAO Names : En - Patagonian codling



(after Günther, 1887)

Fig. 787

Diagnostic Features : Posterior nostril immediately anterior to eye; orbit diameter 2.7 to 3.3 times in head length. Second dorsal fin rays 50 to 56; anal fin rays 45 to 49. Lateral line system on head with pores. Pyloric caeca about 10.

Geographical Distribution : So far as known from about 39° to 55°S along the east coast of South America (Fig. 788).

Habitat and Biology : Benthopelagic on the upper slope.

Size : Maximum total length nearly 40 cm.

Interest to Fisheries : No fishery at present, may have some potential as an industrial fish.

Literature : Bellisio, López & Tomo (1979) as *Lepidion engiferus*, a misspelling; Nakamura (1986).



Fig. 788

Lepidion eques (Günther, 1887)

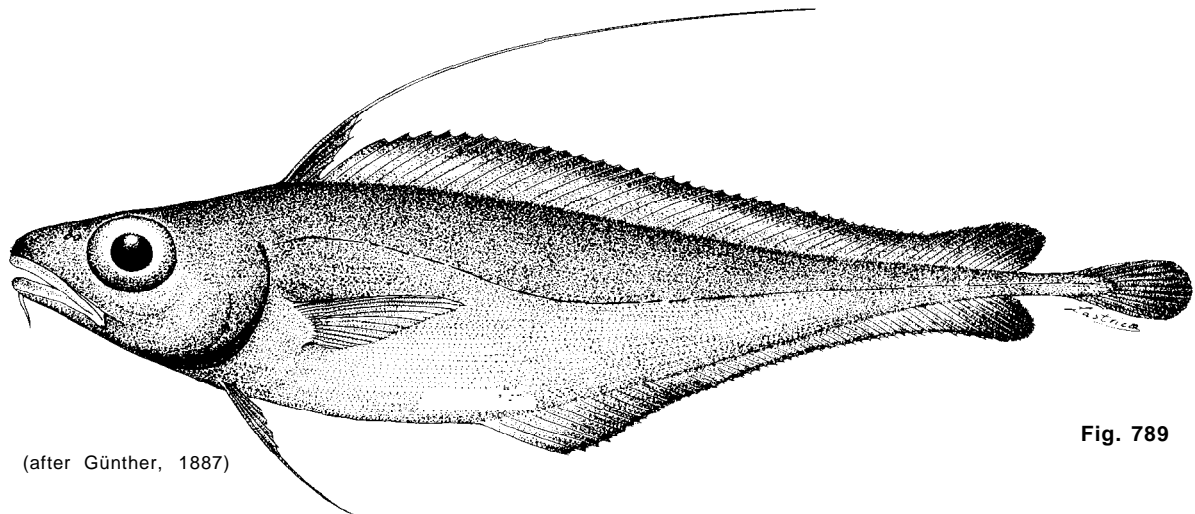
Fig. 789

MOR Lep 2

Scientific Name with Reference : *Haloporphyrus eques* Günther, 1887, Challenger Repts., Zool., 22:91.

Synonyms : None

FAO Names : En - North Atlantic codling



(after Günther, 1887)

Fig. 789

Diagnostic Features : Posterior nostril immediately anterior to eye; orbit diameter 2.6 to 3.1 times in head length. Second dorsal fin rays 55 to 60; anal fin rays 50 to 54. Lateral line system on head with pit organs but no pores. Pyloric caeca 8 to 13.

Geographical Distribution : Bay of Biscay, along the western slopes of the British Isles, along the Iceland- Faroe Ridge to Iceland, Greenland, Davis Straits, Northern Labrador and the Grand Banks of Labrador (Fig. 790). Rare in the western Atlantic.

Habitat and Biology : Benthopelagic between 127 and 1 850 m, with large fish living deeper. Feeds mainly on crustaceans but also on polychaetes. Caught singly but also in aggregations of more than 100 individuals.

Size : Maximum total length 44 cm.

Interest to Fisheries : None at present.

Literature : Templeman (1970).

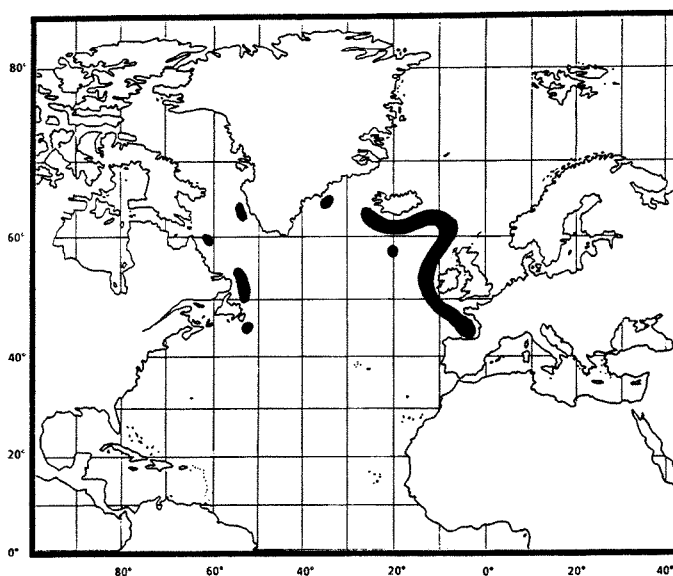


Fig. 790

Lepidion lepidion (Risso, 1810)

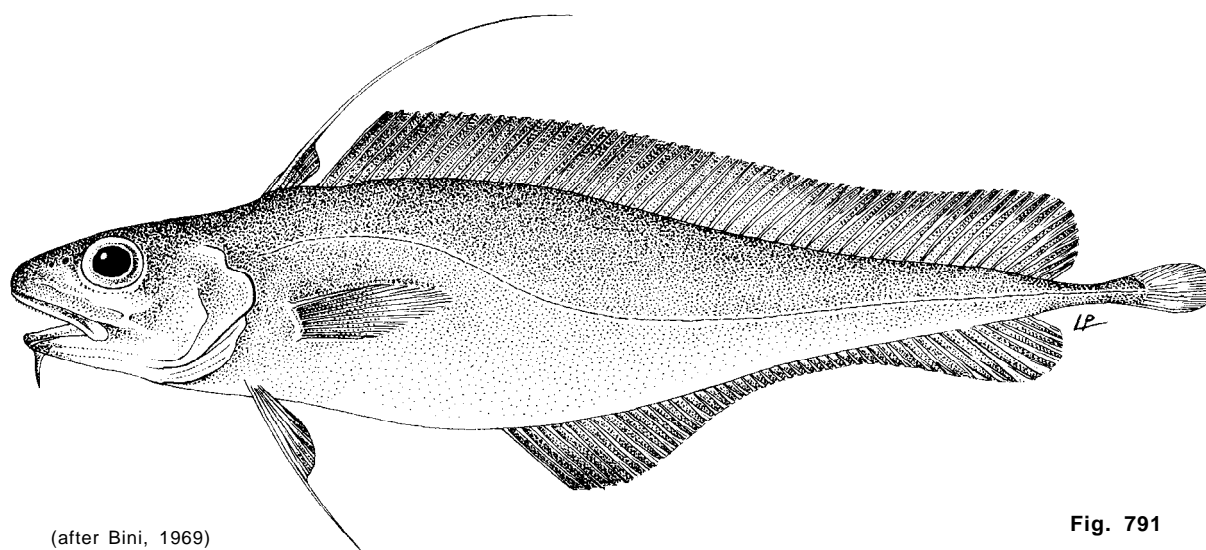
Fig. 791

MOR Lep 3

Scientific Name with Reference : *Gadus lepidion* Risso, 1810, Ichth.Nice: 118

Synonyms : *Lotta lepidion*, Risso, 1826; *Lotta joptera* Cocco, 1829; *Lepidion rissoi* Swainson, 1838; *Lepidion rubescens* Swainson, 1839; *Haloporphyrus lepidion*, Canestrini, 1871.

FAO Names : En - Mediterranean codling.



(after Bini, 1969)

Fig. 791

Diagnostic Features : Posterior nostril immediately anterior to eye ; orbit diameter 3.1 to 3.6 times in head length. Second dorsal fin rays 54 to 59; anal fin rays 48 to 51. Lateral line system on head with pit organs but no pores. Pyloric caeca 8 to 10.

Geographical Distribution : Northwestern Mediterranean (Fig. 792).

Habitat and Biology : Benthopelagic on the continental slopes from 500 to 2 230 m depth, most abundant deeper than 750 m. Feeds mainly on benthic organisms.

Size : To 34 cm total length.

Interest to Fisheries : Locally abundant; taken in trawls and by longlines. Occasionally found in markets.

Literature : Bini (1969); Templeman (1970).

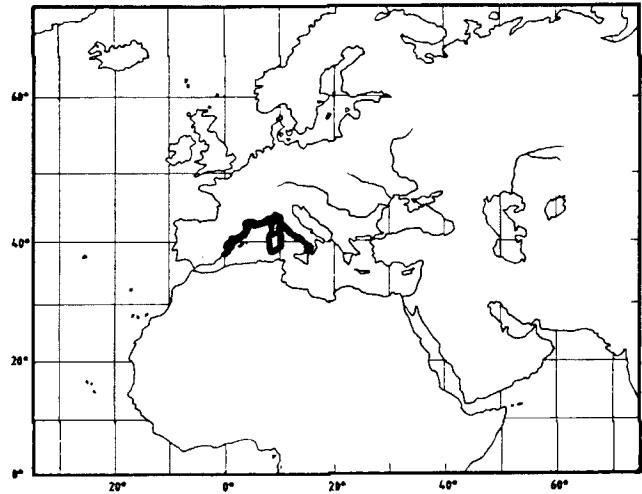


Fig. 792

Lotella Kaup, 1858

MOR Lot

Genus with Reference : *Lotella* Kaup, 1858, *Arch.Naturgesch.*, 24:88.

Diagnostic Features : Chin barbel present; eye diameter less than postorbital length of head. Upper jaw with an outer row of relatively large, widely spaced, sharp-pointed teeth and an inner band of smaller teeth (Fig. 793). First dorsal fin with five or more rays, none greatly elongated; anal fin not greatly indented; pelvic fins with 6 to 9 rays, one or two slightly elongated. No luminescent organ. Scales very small, a dozen or more in a transverse row between the lateral line and the first dorsal fin (Fig. 794). **Colour**: dark brown to black.

Habitat, Distribution and Biology : Found in Japan, New Zealand, temperate Australia and at Juan Fernandez Island, in shallow water on rough bottoms.

Size : These fishes reach total lengths of at least 25 cm.

Interest to Fisheries : Caught most often with hook and line, appearing only occasionally in fish markets.

Local Names : AUSTRALIA: Beardie; NEW ZEALAND: Rock cod.

Literature : Cohen (1979); Paulin (1983)

Remarks : About a dozen nominal species have been placed in *Lotella* at one time or another; however, the genus has never been revised, and it is neither possible to precisely identify the species nor to delimit their ranges. It is known that at least two species are found in Australia, two in New Zealand, two in Japan, and one at Juan Fernandez; however, the extent to which these regions share species, if in fact they do, is unknown.

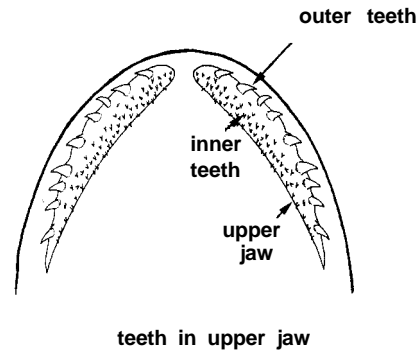
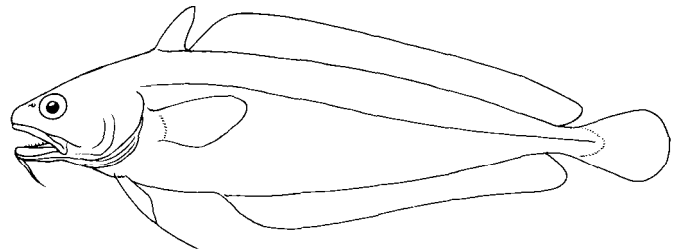
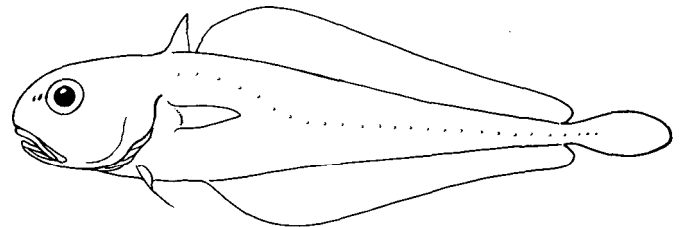


Fig. 793



Lotella rhacinus

Fig. 794

Tentative distribution of some *Lotella* species:**Japan***Lotella phycis* (Temminck & Schlegel, 1846)*Lotella tosaensis* (Kamohara, 1936)**Australia***Lotella rhacinus* (Bloch & Schneider, 1801)*Lotella phycis* (Temminck & Schlegel, 1846)**New Zealand***Lotella rhacinus* (Bloch & Schneider, 1801)*Lotella phycis* (Temminck & Schlegel, 1846)**Juan Fernandez***Lotella fernandeziana* Rendahl, 1921***Momonatira*** Paulin, 1985**MOR Mom****Genus with Reference** : *Momonatira* Paulin, 1985, N.Zeal.J.Zool.,12:357**Diagnostic Features** : Chin barbel lacking or very small; head swollen and globular; upper jaw longer than lower. Bases of dorsal and anal fins fleshy; pectoral fin rays 23 to 30; pelvic fin rays 4 to 6. No luminescent organ (Fig. 795). **Colour** : drab.**Habitat, Distribution and Biology** : Rare fishes, known from a dozen specimens trawled at depths of 1 090 to 1 180 m off the east coast of New Zealand's South Island and from the temperate South Atlantic.**Size** : Reaches 21 cm total length.**Interest to Fisheries** : None.**List of Species** :*Momonatira globosus* Paulin, 1985 - New Zealand*Momonatira paolini* Trunov, 1989 - Temperate South Atlantic***Momonatira paolini*****Fig. 795**


Mora Risso, 1826

MOR Mor

Genus with Reference : *Mora* Risso, 1826, *Hist.nat.Europ.Merid.*, 3:224.**Remarks** : This genus apparently includes a single species.**Mora moro** (Risso, 1810)

Fig. 796

MOR Mor 1

Scientific Name with Reference : *Gadus moro* Risso, 1810, *Ichth.Nice*:116.**Synonyms** : *Mora mediterranea* Risso, 1826; *Asellus canariensis* Valenciennes, 1838; *Mora pacifica* Waite, 1914; *Mora dannevigii* Whitley, 1948.**FAO Names** : En - Common mora; Fr - Moro commun; Sp - Mollera moranella.

(after Bini, 1969)

Fig. 796

Diagnostic Features : Eye diameter greater than snout length, shorter than postorbital length of head Chin barbel present. First dorsal fin with 7 to 11 rays, none greatly elongated; anal fin originating near mid-length of body, deeply indented at mid-length, sometimes appearing as two. Pectoral fin not reaching origin of anal fin, pelvic fins with 5 or 6 rays, one moderately elongated, not reaching anal fin origin. Ventral light organ absent. **Colour**: generally grey.

Geographical Distribution : In the Atlantic from Iceland and the Faeroes to Cape Bojador, West Africa, and including the Azores, Madeira, and the western Mediterranean; in the Indian Ocean south of Madagascar; in the Pacific known from temperate Australia, New Zealand, and from three catches of 10 specimens taken between Valparaiso, Chile and the Juan Fernandez Islands (Fig. 797).

Habitat and Biology : Benthopelagic from the outer continental shelf and slope most common between 500 and 800 m depth; occasionally found at 50 m. Spawning season in the Mediterranean probably in winter and early spring. A carnivore, feeding on fishes, crustaceans, molluscs and other invertebrates.

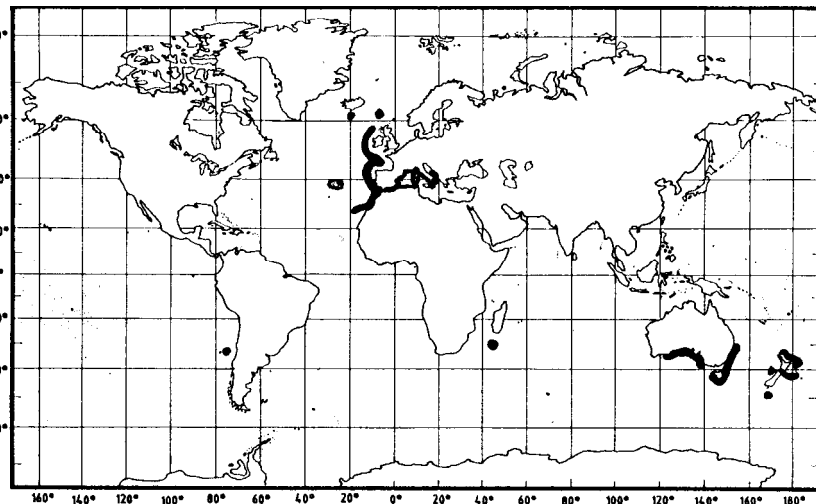


Fig. 797

Size : Reaches a total length of at least 56 cm

Interest to Fisheries : Catch statistics for 1987 reported to FAO totalled 19 000 metric tons, mostly by USSR. Caught with trawls and longlines, marketed fresh. Only a small fishery exists and separate catch statistics are not recorded.

Local Names : AUSTRALIA: Deepsea cod, Ribaldo; FRANCE: Moro; ISRAEL: Gadela; ITALY: Moro; NEW ZEALAND: Deepsea cod, Googly-eyed cod, Ribaldo; PORTUGAL: Salmonete preto; TUNISIA: Ghrab; YUGOSLAVIA: Crnkinja.

Literature : Bini (1969); Paulin (1983).

Remarks : Separate names have been given to New Zealand (*M. pacifica*) and Australia (*M. dannevigii*) populations. Paulin (1983) believes that all populations belong to a single species; however, a thorough comparison of specimens from all regions is required.

***Physiculus* Kaup, 1858**

MOR Phys

Genus with Reference : *Physiculus* Kaup, 1858, *Arch.Naturgesch.*, 24:88.

Diagnostic Features : Chin barbel present in most species; a single band of brush-like teeth in jaws; teeth absent from vomer and palatines. Two dorsal fins, the first short-based, the second long based and a single, long-based anal fin. First dorsal fin with 5 or more rays. Anal fin originating on anterior half of body, not indented. Pelvic fin rays 4 to 7. Ventral light organ present as a dark, scale-less patch between ventral fin bases, its precise position may vary in different species (Fig. 798). Colour: in the various species varies from black or blue-black to pale pink or scarlet.

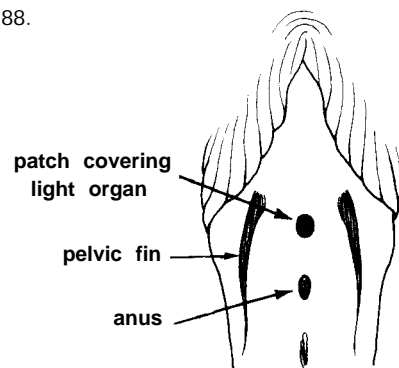
Habitat, Distribution and Biology : Benthopelagic; at least some species prefer a rough, rocky bottom. Various species occur at depths ranging from 2 or 3 m to over 1 500 m. Found throughout the world in tropical to temperate seas.

Interest to Fisheries : Minor, probably taken mostly by hook and line and in traps.

Remarks : There are 30 or more species of *Physiculus*. In a recent revision Paulin, 1989 presents a key

Tentative list of *Physiculus* species :

- Physiculus argyropastus* Alcock, 1893 - Indian Ocean
- Physiculus capensis* Gilchrist, 1922 -South Africa
- Physiculus chigodarana* Paulin, 1989 - Kagoshima, Japan
- Physiculus coheni* Paulin, 1989 - Central Pacific, Christmas Island
- Physiculus cynodon* Sazonov, 1987 - Central Pacific
- Physiculus dalwigkii* Kaup, 1858 -Western Mediterranean, Subtropical N-E. Atlantic
- Physiculus fulvus* Bean, 1885 - Tropical western North Atlantic
- Physiculus grinnelli* Jordan & Jordan, 1922 - Hawaii
- Physiculus helenensis* Paulin, 1989 - S. Atlantic, Saint Helena
- Physiculus huloti* Poll, 1953 -Tropical eastern Atlantic
- Physiculus japonica* Hilgendorf, 1879 - Japan, East China Sea
- Physiculus karrerae* Paulin, 1989 - Caribbean, Brazil, Saint Helena
- Physiculus kaupi* Poey, 1865 - Tropical western Atlantic
- Physiculus longicavis* Parin, 1984 -Southeast Pacific
- Physiculus longifilis* Weber, 1913 -Tropical Indo-Pacific
- Physiculus luminosa* Paulin, 1983 - New Zealand
- Physiculus marisrubri* Bruss, 1986 - Red Sea
- Physiculus natalensis* Gilchrist, 1922 -South Africa
- Physiculus nematopus* Gilbert, 1891 -Tropical eastern North Pacific
- Physiculus nigrescens* Smith & Radcliffe, 1912 -Tropical western Pacific



ventral view

Fig. 798

Physiculus nigripinnis Okamura, 1982 - Kyushu-Palau Ridge
Physiculus normani Bruss, 1986 -Western Indian Ocean
Physiculus peregrinus (Günther, 1871) -Tropical western Pacific
Physiculus rastrelliger Gilbert, 1891 - Tropical eastern North Pacific
Physiculus rhodopinnis Okamura, 1982 - Kyushu-Palau Ridge
Physiculus roseus Alcock, 1891 -Tropical Indo-Pacific
Physiculus sterops Paulin, 1989 - Hawaiian Islands
Physiculus sudanensis Paulin, 1989 -Western Indian Ocean
Physiculus talarae Hildebrand & Barton, 1949 - Eastern Pacific
Physiculus therosideros Paulin, 1987 - Southwest Pacific
Physiculus yoshidae Okamura, 1982 - Kyushu-Palau Ridge

***Physiculus dalwigkii* Kaup, 1858**

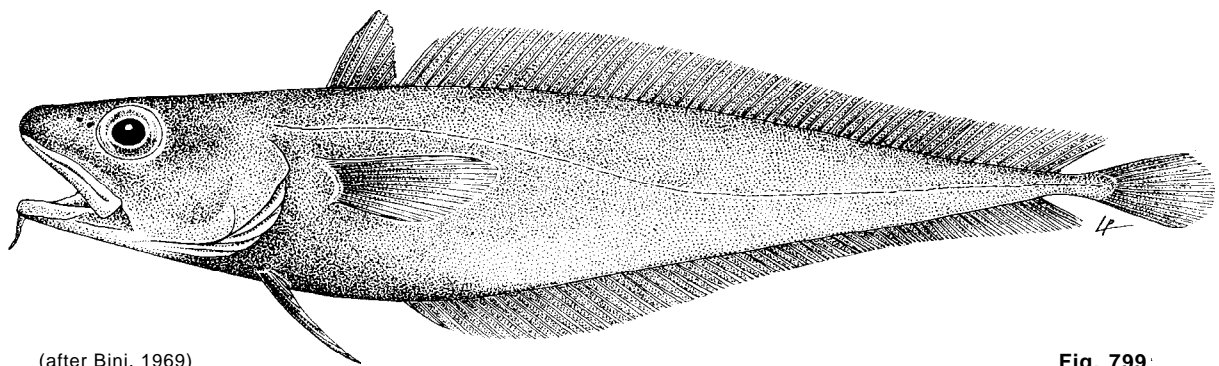
Fig. 799

MOR Phys 1

Scientific Name with Reference : *Physiculus dalwigkii* Kaup, 1858, Arch.Naturgesch., 24:88.

Synonyms : None

FAO Names : En - Black codling.



(after Bini, 1969)

Fig. 799

Diagnostic Features : Chin barbel present. No elongated rays in first dorsal fin; second dorsal fin rays 63 to 68; anal fin rays 66 to 75. Oblique scale rows between first dorsal fin and lateral line 11 to 13. Ventral light organ between bases of ventral fins. Colour: pinkish tan, oral cavity pale.

Geographical Distribution : Western Mediterranean, Madeira, Great Meteor Bank and south along the African coast to about 25°N(Fig. 800).

Habitat and Biology : Benthopelagic on the upper continental slope in about 100 to at least 300 m depth.

Size : Maximum total length about 30 cm.

Interest to Fisheries : Taken with bottom trawls and longlines, as bycatch of other fisheries. Occasionally seen in markets. Marketed mostly fresh.

Local Names : ITALY: Musdea nera; PORTUGAL: Abrotea de natura.

Literature : Bini (1969); Paulin (1989).

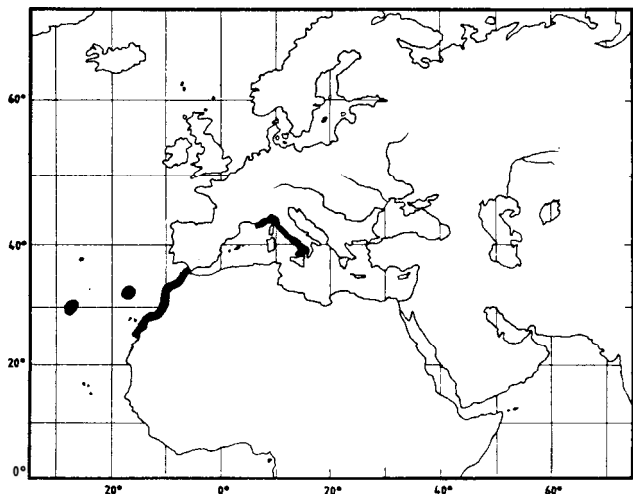
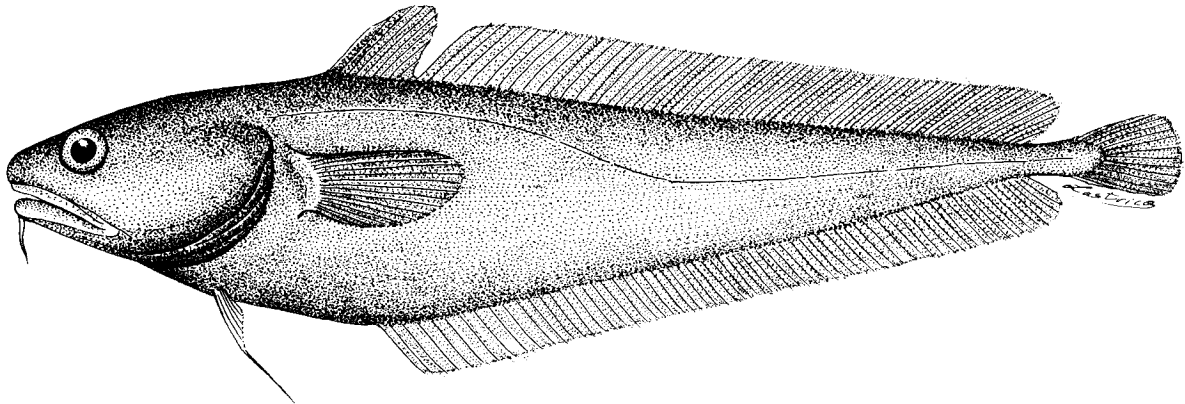


Fig. 800

Scientific Name with Reference : *Physiculus japonicus* Hilgendorf, 1879, Sitz.Naturf Freunde, 80.

Synonyms : None.

FAO Names : En- Japanese codling.



(after Okamura et al. 1982)

Fig. 801

Diagnostic Features : Chin barbel present. No elongated rays in first dorsal fin; second dorsal fin rays 63 to 71; anal fin rays 63 to 78; 12 to 14 scale rows between the first dorsal fin and the lateral line. Ventral light organ well behind a line between ventral fins. Vertebrae 52 to 56. Head and body light brown to pinkish tan, shading to blue-black on belly.

Geographical Distribution : Japan (Fig. 802).

Habitat and Biology : On rough, rocky bottom along the continental shelf and upper slope in 150 to 350 m depth.

Size : Maximum total length at least 35 cm.

Interest to Fisheries : Sometimes taken by trawlers. Marketed fresh. No separate catch statistics are recorded. Catches may contain more than one species.

Local Names : JAPAN: Chigodara.

Literature : Cohen (1979); Okamura et al. (1982); Masuda et al. (1984); Paulin(1989).

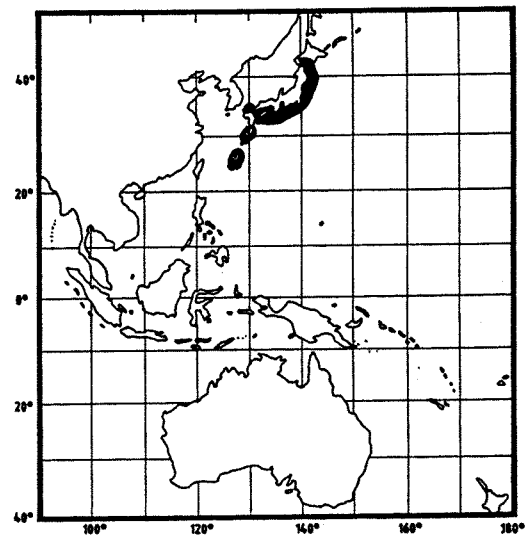


Fig. 802

Pseudophycis* Günther, 1862*MOR Pseud**

Genus with Reference : *Pseudophycis* Günther, 1862, *Cat.Fish.Brit.Mus.*, 4:350.

Diagnostic Features : Eye diameter less than postorbital length of head. Chin barbel present. Jaw dentition a band of equal sized teeth. First dorsal fin with 8 to 14 rays, none greatly elongated; anal fin originating on anterior half of body, not greatly indented; pectoral fins reaching at least to origin of anal fin; pelvic fins with 5 or 6 rays, two somewhat elongated. Ventral light organ absent.

Habitat, Distribution and Biology : Benthopelagic on the continental shelf. Found around New Zealand and off Australia.

Size : From about 15 cm to over 1 m in total length.

Interest to Fisheries : Locally abundant and in some places a relatively important resource Taken with trawls, seines, gillnets, and hook and line.

Remarks : Three valid species according to Paulin (1983), from which the following key is adapted

Key to species:

- 1a.** Scales between lateral line and first dorsal fin 13 to 16; pyloric caeca 16 to 20 (Fig. 803) ***P. barbata***
- 1b.** Scales between lateral line and first dorsal fin 7 to 9; pyloric caeca 6 to 8
- 2a.** A dark blotch at base of pectoral fin; rear margin of caudal fin truncate (Fig. 804) ***P. bachus***
- 2b.** No dark blotch at base of pectoral fin; rear margin of caudal fin rounded (Fig. 805) ***P. breviscula***

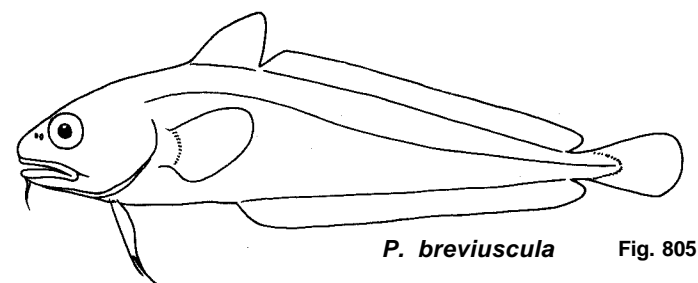
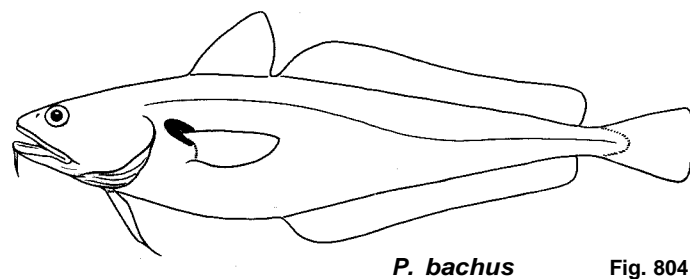
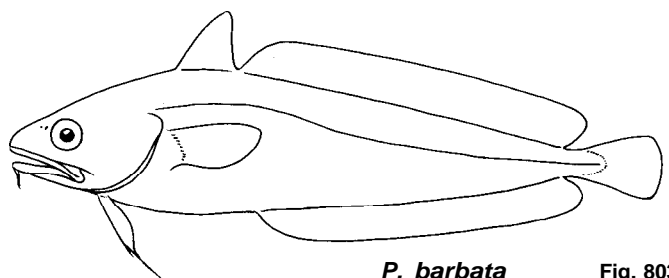
***Pseudophycis bachus* (Bloch & Schneider, 1801)**

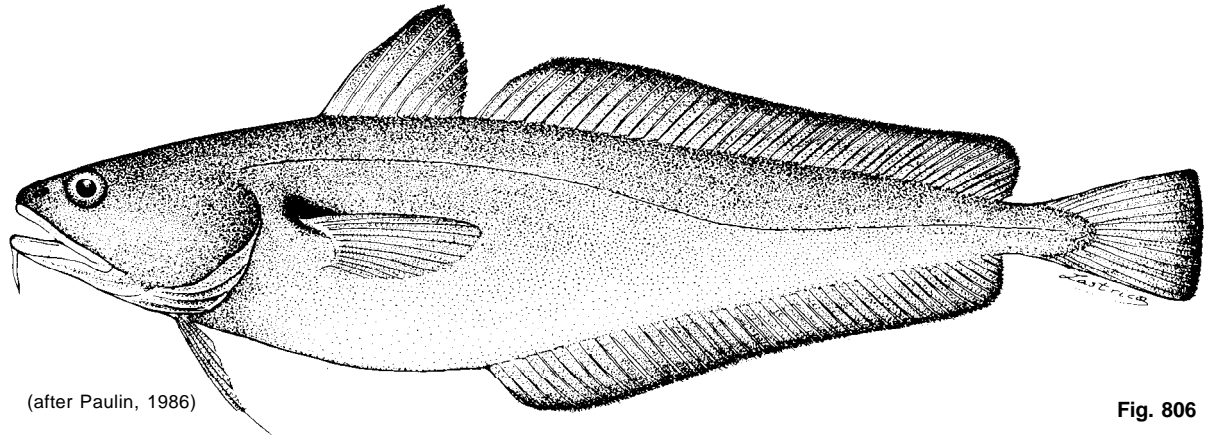
Fig. 806

MOR Pseud 1

Scientific Name with Reference : *Enchelyopus bachus* Bloch & Schneider, 1801, *Syst.Ichth.*:53.

Synonyms : *Lotella bachus*, Günther, 1862; *Pseudophycis bacchus*, Günther, 1880; *Physiculus bachus*, Waite, 1911; *Physiculus (Pseudophycis) bachus*, Graham, 1956.

FAO Names : En - Red codling



(after Paulin, 1986)

Fig. 806

Diagnostic Features : Nostrils anterior to eye by about one-third of snout length. Rear margin of caudal fin truncate; scales in a transverse row between first dorsal and lateral line 7 to 9. Pyloric caeca 6 to 8. **Colour**: chiefly reddish pink shading to paler ventrally, vertical fins with dark margins; a dark blotch at base of pectoral fin.

Geographical Distribution : New Zealand and around Australia, at least from Sydney to Adelaide, and around Tasmania (Fig. 807).

Habitat and Biology : In New Zealand, usually on soft muddy or sandy bottoms at depths of 50 to about 550 m, but most abundant in 200 to 300 m along the edge of the continental shelf. A shallow-water population inhabits crevices and caves in rocky areas at depths less than 50 m. Spawning occurs in late winter over the outer continental shelf, with large females producing as much as 30 million eggs. The young grow to 22 cm after year one, 30 to 35 cm after year two, and about 50 cm after year four, when they become sexually mature. Feeds primarily on fishes, cephalopods, crabs and other crustaceans (Ayling & Cox, 1982).

Size : Reaches about 90 cm total length, but mostly smaller.

Interest to Fisheries : Trawled in New Zealand (Canterbury Bight and off Westland). For 1983 7 809 t were reported to FAO, down considerably from the 12 500 t taken in 1977. These figures may include *P. barbata*, with which it has been confused for a long time in the fishery and in the literature.

Local Names : AUSTRALIA: Red cod; NEW ZEALAND: Hoka, Red cod.

Literature : Habib (1975); Ayling & Cox (1982); Paulin (1983, 1986).

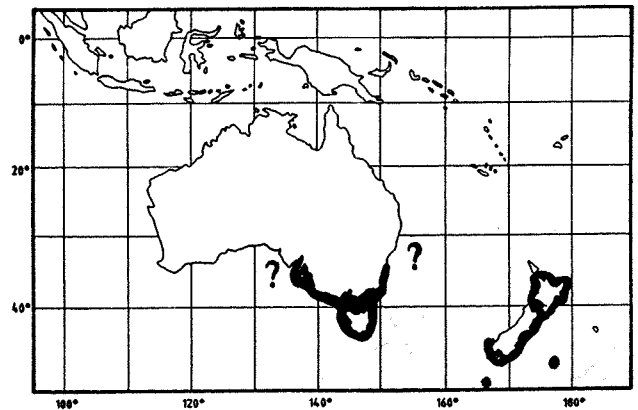


Fig. 807

***Pseudophycis barbata* Günther, 1863**

Fig. 808

MOR Pseud 2

Scientific Name with Reference : *Pseudophycis barbatus* Günther, 1863, *Ann.Mag.Nat.Hist.*, (3)11: 116.

Synonyms : *Lotella grandis* Ramsay, 1881; *Physiculus barbatus*, McCulloch, 1929

FAO Names : En Southern bastard codling.

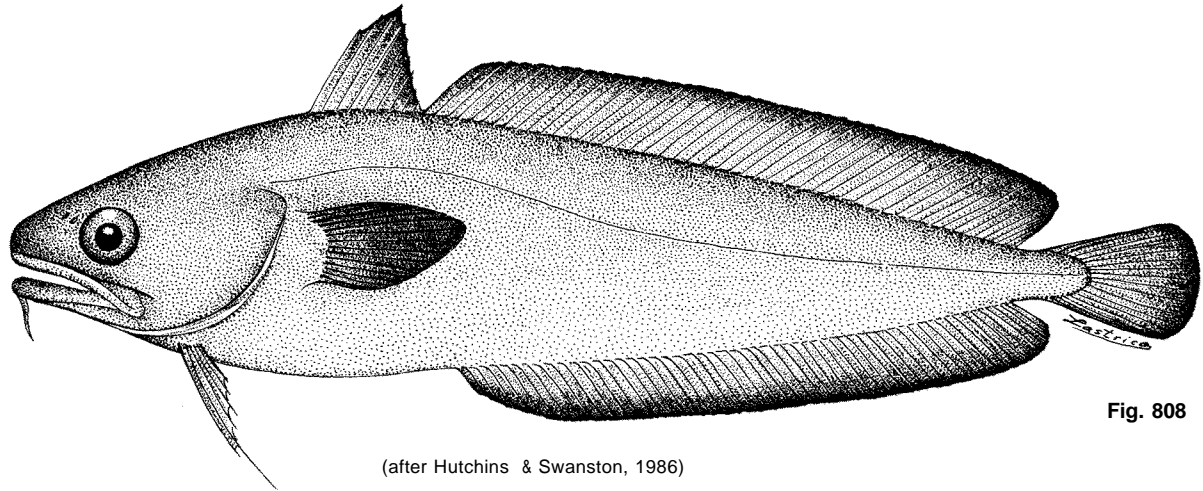


Fig. 808

(after Hutchins & Swanston, 1986)

Diagnostic Features : Nostrils immediately anterior to eye. Scales in a transverse row between first dorsal fin origin and lateral line 13 to 16. Pyloric caeca 16 to 20. **Colour**: reddish pink to pale brown dorsally, shading to lighter colour ventrally. Vertical fins with dark margins. No dark blotch at base of pectoral fin.

Geographical Distribution : Around New Zealand and Australia, from Sydney to Perth, although apparently rare in the west (Fig. 809).

Habitat and Biology : In New Zealand found on hard bottom at depths shallower than 300 m. Abundant in estuary mouths in New Zealand.

Size : Known to reach 63 cm total length.

Interest to Fisheries : Landed in New Zealand where potential for larger catches exists. Gillnetted in Tasmania. Occasionally appearing in the Melbourne market, taken from rock lobster pots. Separate catch statistics are not recorded, but the catch figures for *P. bachus*, which totalled 7 809 t in 1983, doubtless also includes this species.

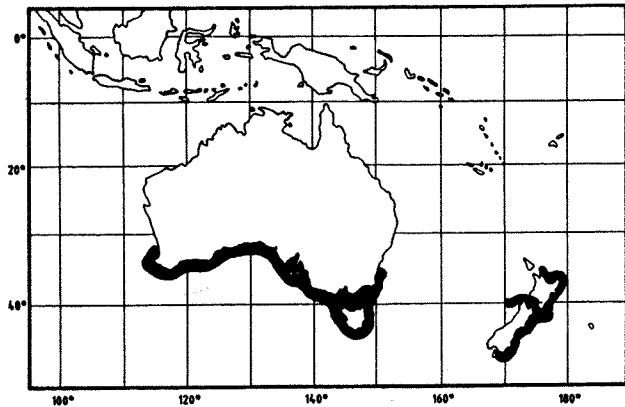


Fig. 809

Local Names : AUSTRALIA: Bearded rock cod, Beardie, Cod; NEW ZEALAND: Bastard cod, Bastard red cod

Literature : Graham (1956); Walker (1972); Paulin (1983).

Pseudophycis breviuscula (Richardson, 1846)

Fig. 810

MOR Pseud 3

Scientific Name with Reference : *Lota breviuscula* Richardson, 1846, Zool.Erebus and Terror, 2:61.

Synonyms : None.

FAO Names : En - Northern bastard codling.

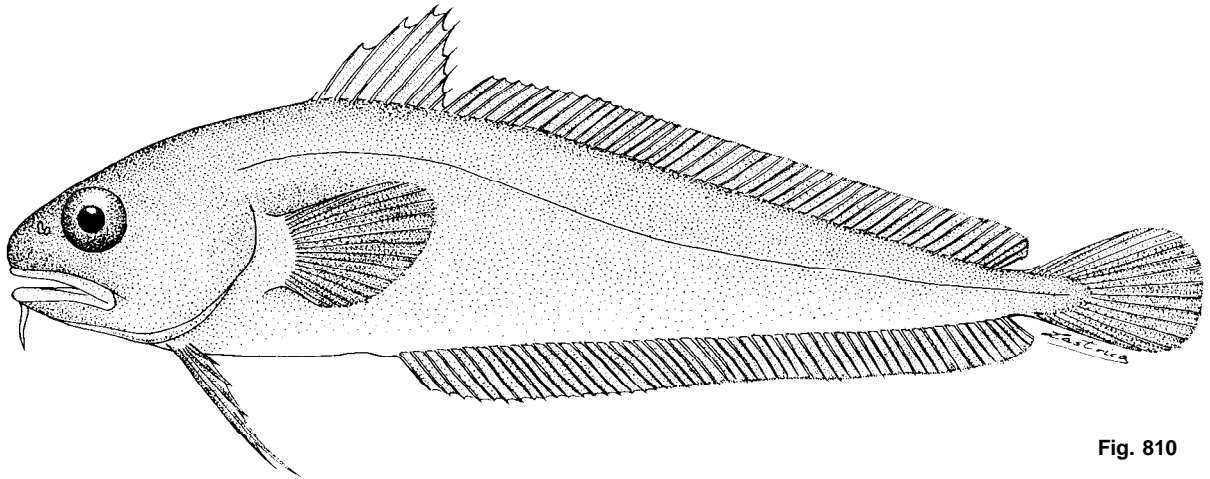


Fig. 810

Diagnostic Features : Caudal fin rounded. Scales in a transverse row between first dorsal fin origin and lateral line 6 to 8. Pyloric caeca 6 to 8. **Colour**: brown to pink-brown, paler ventrally; vertical fins with a dark margin. No dark blotch at base of pectoral fin.

Geographical Distribution : New Zealand, New South Wales to Southwest Australia, including Tasmania, less common to the west (Fig. 811).

Habitat and Biology : Benthopelagic over hard bottom. Caught at depths ranging from the shoreline to 220 m. Divers rarely see them during the day, but they are commonly observed at night swimming close to the bottom (Ayling & Cox, 1982).

Size : Maximum total length exceeding 25 m, but mostly smaller.

Interest to Fisheries : Although a common fish on the continental shelf, its relatively small size makes it of little interest to fisheries.

Local Names : NEW ZEALAND: Northern bastard red cod.

Literature : Paulin (1983).

Remarks : Although other references to the biology of this species exist, they should be used with care because of long-standing taxonomic confusion.

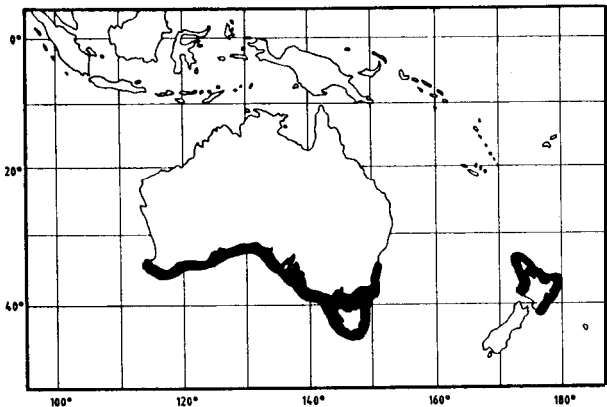


Fig. 811

***Salilota* Günther, 1887**

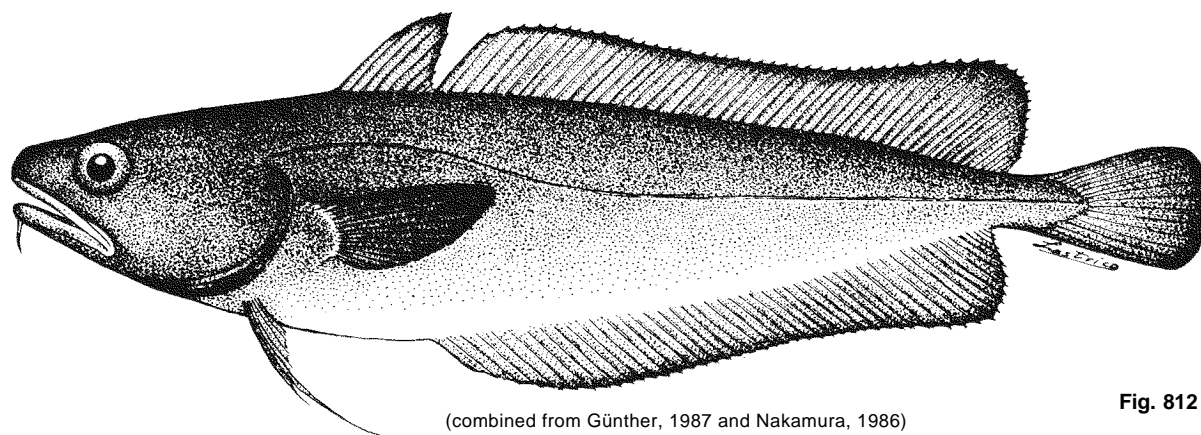
MOR Sal

Genus with Reference : *Salilota* Günther, 1887, Challenger Repts.Zool., 22:95

Salilota australis (Günther, 1878)

Fig. 812

MOR Sal 1

Scientific Name with Reference : *Haloporphyrus australis* Günther, 1878, *Ann.Mag.Nat.Hist.*, (5)2:19**Synonyms** : *Salilota bovei* Perugia, 1891.**FAO Names** : En - Tadpole codling.

(combined from Günther, 1987 and Nakamura, 1986)

Fig. 812

Diagnostic Features : Eyes equal to or larger than snout, shorter than postorbital; chin barbel present; a small, variably shaped patch of teeth on head of vomer. First dorsal fin with 9 to 12 rays, none greatly elongated; anal fin long-based, originating close to anterior third of body, not indented; pectoral fins reaching beyond anal fin origin. Ventral light organ present. Colour: body uniformly brown, fin margins darker.

Geographical Distribution : Patagonia-Falkland/ Malvinas region from 40°S to 55°S. Straits of Magellan and southern Chile to 45°S (Fig. 813).

Habitat and Biology : Benthopelagic at depths from 40 to more than 1 000 m with highest catches at 235 m. Females attain larger sizes than males. Larger individuals of both sexes move into deeper water.

Size : Reaching at least 50 cm total length.

Interest to Fisheries : Presently fished; marketed fresh in Patagonia, and also exported as frozen filets, and reduced to fishmeal.

Local Names : ARGENTINA: Bacalao austral, Bacalao criollo, Brotola brava; CHILE: Renacuajo de mar.

Literature : Bellisio, Lopez & Tomo (1979); Nakamura (1986)

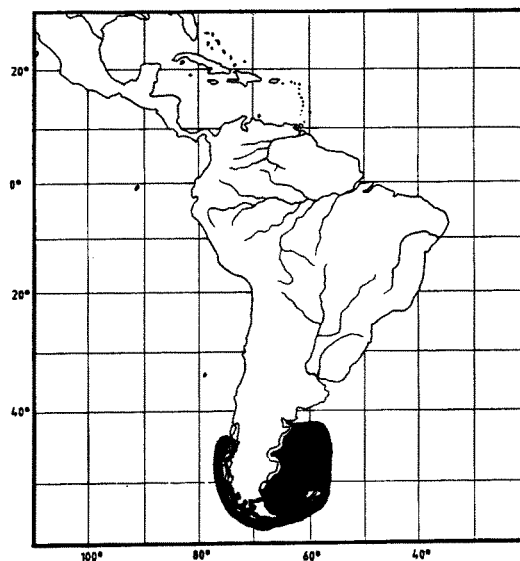


Fig. 813

Tripterophycis Boulenger, 1902

MOR Tript

Genus with Reference : *Tripterophycis* Boulenger, 1902, Ann.Mag.nat.Hist., 7,9:335

Diagnostic Features : Head small, 5 or more times in standard length, eye diameter equal to or smaller than postorbital length; chin barbel present; upper jaw falling short of rear margin of eye. First dorsal fin short-based, with 5 to 7 rays; second dorsal appearing as two distinct fins separated by a very low, scarcely visible median segment, the anterior section short-based and high, the posterior long-based and low; anal fin long-based, originating on anterior one-fourth of body, not indented; pectoral fins reaching beyond origin of anal fin base; pectoral fins with one or two moderately elongate rays. Ventral light organ present.

Size : Reaching about 33 cm total length.

Habitat, Distribution and Biology : Rare fishes, apparently benthopelagic at depths from 100 to more than 1 000 m in the subtropical to temperate South Pacific and southern Indian Oceans.

Interest to Fisheries : None.

Literature : Paulin (1983); Sazonov & Shcherbachev (1986).

List of Species :

Tripterophycis gilchristi Boulenger, 1902 - South Africa and Madagascar to New Zealand.

Tripterophycis svetovidovi Sazonov & Shcherbachev (1986) - Sala y Gomez Ridge in eastern Pacific, Madagascar, Australia

Key to Species:

- 1a. Jaw teeth compressed, incisor-like, close together..... ***T.gilchristi***
 1b. Jaw teeth conical, widely spaced..... ***T. svetovidovi***

Tripterophycis gilchristi Boulenger, 1902

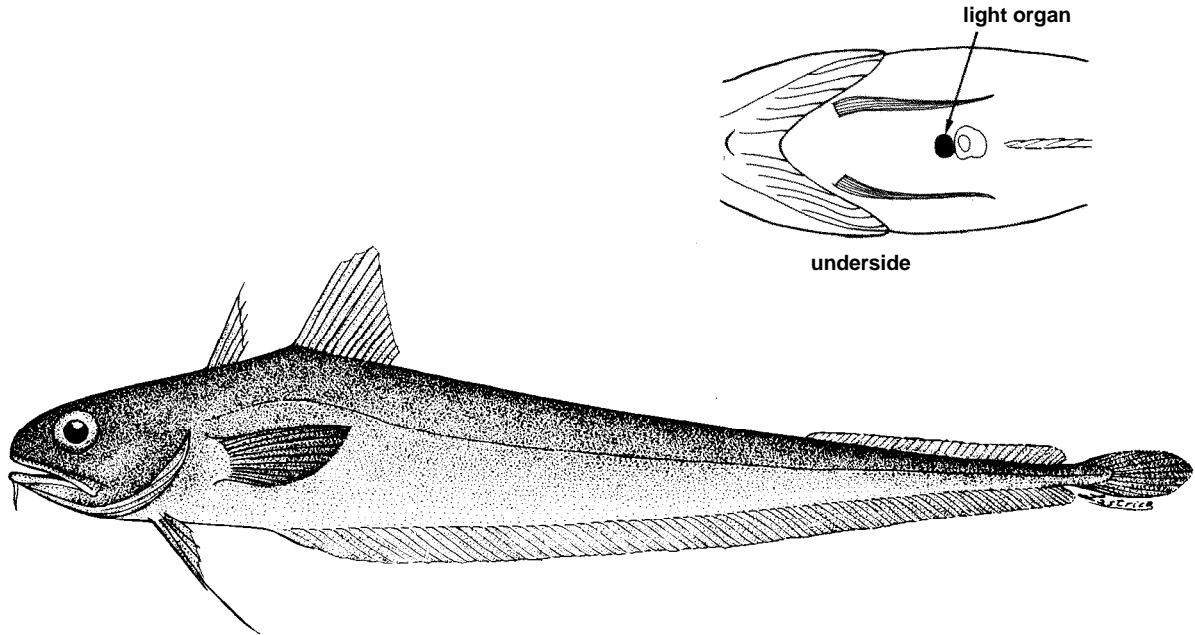
Fig. 814

MOR Tript 1

Scientific Name with Reference : *Tripterophycis gilchristi* Boulenger, 1902, Ann.Mag.nat.Hist., 7,9:335.

Synonyms : *Tripterophycis intermedius* Whitley, 1948.

FAO Names : En - Grenadier cod.



(after Paulin, 1986)

Fig. 814

Diagnostic Features : Jaw teeth compressed, incisor-like, set in a single row; vomer and palatines lacking teeth.
Colour : pale brown to pink.

Geographical Distribution : Known from New Zealand, Australia (New South Wales through the Great Australian Bight), Sumatra, south-western Indian Ocean, and mid-south Atlantic (Fig. 815).

Habitat and Biology : Benthopelagic at depths from 100 to more than 1 000 m.

Size : Reaching about 33 cm total length.

Interest to Fisheries : None.

Local Names : AUSTRALIA, NEW ZEALAND : Grenadier cod.

Literature : Paulin (1983).

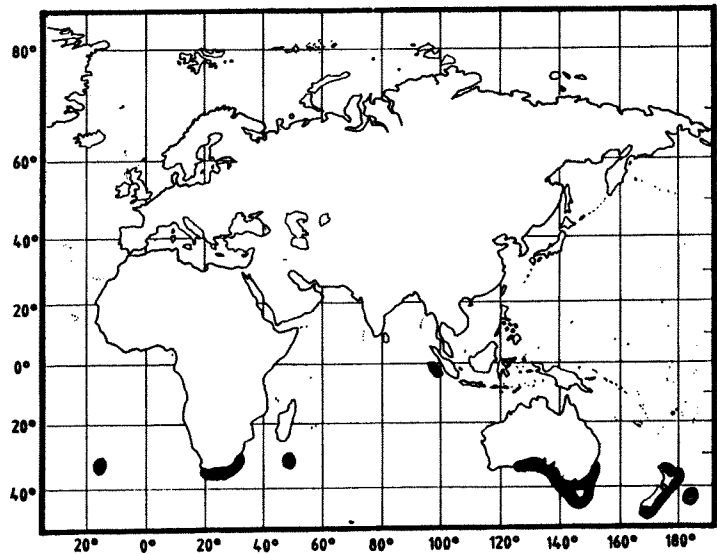



Fig. 815

2.9 FAMILY MURAENOLEPIDIDAE

MURAENOL

FAO Names: En - Moray cods; Fr- Gadomurenes; Sp - Gadimorenas.

General Features : Body long and compressed. Head small, with a mental barbel; gill openings restricted; not extending above the pectoral fin base. No spines in fins; dorsal, caudal and anal fins joined together; 2 dorsal fins, the first with only 1 ray (dorsal filament); a single anal fin; pectoral fin rays 10 to 13; pelvic fins thoracic in position, with 5 rays, of which the 2 or 3 outer rays are prolonged and at least partially free. Lateral line not extending to hind part of body. Scales elongate, non-imbricate, set at right angles to each other, embedded in the skin which appears smooth (Fig. 816). **Colour :** greyishbrown to reddish, often iridescent reflections.



arrangement of scales (schematic) Fig. 816

Habitat, Distribution and Biology : The muraenolepids are restricted to the cold-temperate waters of the southern Hemisphere. They were considered a typically Antarctic family by Andriashev (1965), but De Witt (1971) believes that they are more recent invaders of the Southern Ocean. Muraenolepids live near the sea bottom at moderate depths on the continental shelf and the upper part of the slope, but feed primarily on zooplankton.

Interest to Fisheries : Moray cods are occasionally taken with bottom trawls, but none of the species appear to be of commercial importance at present.

Remarks : The four species described in a single genus, *Muraenolepis*, are not well known and a revision of the family is needed.

***Muraenolepis* Günther, 1880**

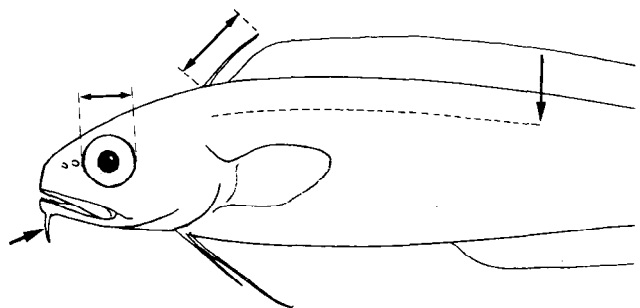
MURAENOL Mur

Genus with Reference : *Muraenolepis* Günther, 1880, *Zool.Chall.Exped.*, 6:17

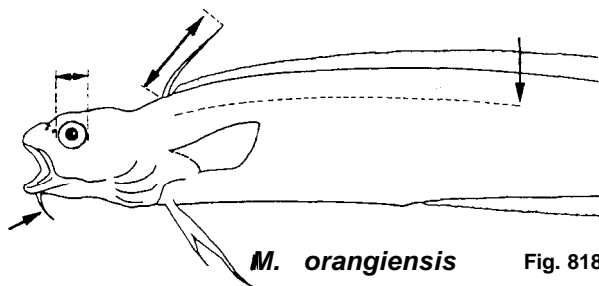
Diagnostic Features : See family.

Key to species:

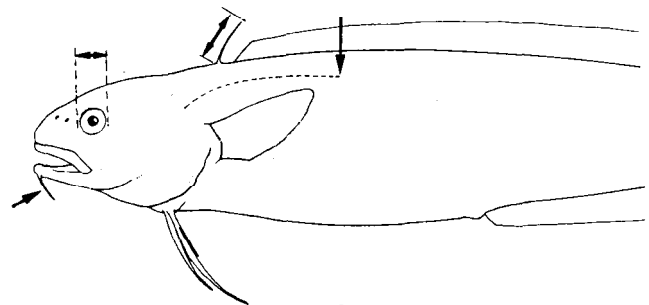
- 1a. Lateral line reaching backward to below middle of second dorsal fin (Figs 817, 818)
 - 2a. Filament of first dorsal fin equal to, or a little longer than eye diameter; mental barbel shorter than eye diameter (Fig. 817) *M. marmoratus*
 - 2b. Dorsal filament 3 times longer than eye diameter; mental barbel equal to eye diameter (Fig. 818) *M. orangiensis*
- 1b. Lateral line reaching backward slightly beyond tips of pectoral fins (Figs 819,820)
 - 3a. Dorsal filament no longer than twice the eye diameter; mental barbel longer than eye diameter (Fig. 819) *M. microps*



M. marmoratus Fig. 817



M. orangiensis Fig. 818

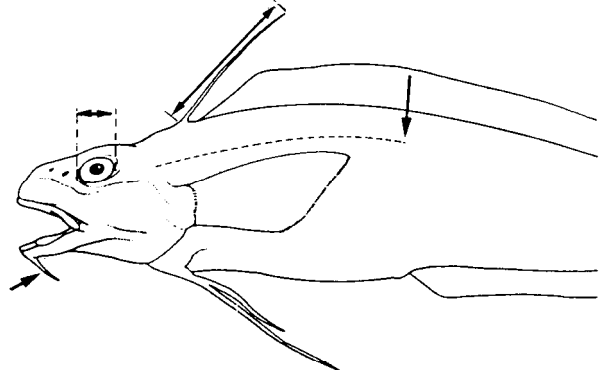


M. microps Fig. 819

3b. Dorsal filament 4 times or more than the eye diameter; mental barbel equal to eye diameter (Fig. 820) *M. microcephalus*

List of Species

- Muraenolepis marmoratus* Günther, 1880
- Muraenolepis microcephalus* Norman, 1932
- Muraenolepis microps* Lönnberg, 1905
- Muraenolepis orangiensis* Vaillant, 1907



M. microcephalus Fig. 820

Muraenolepis marmoratus Günther, 1880

Fig. 821

MURAENOL Mur 1

Scientific Name with Reference : *Muraenolepis marmoratus* Günther, 1880

Synonyms : None

FAO Names : En - Marbled moray cod; Fr - Gadomurene marbree; Sp - Gadimorena jaspeada.

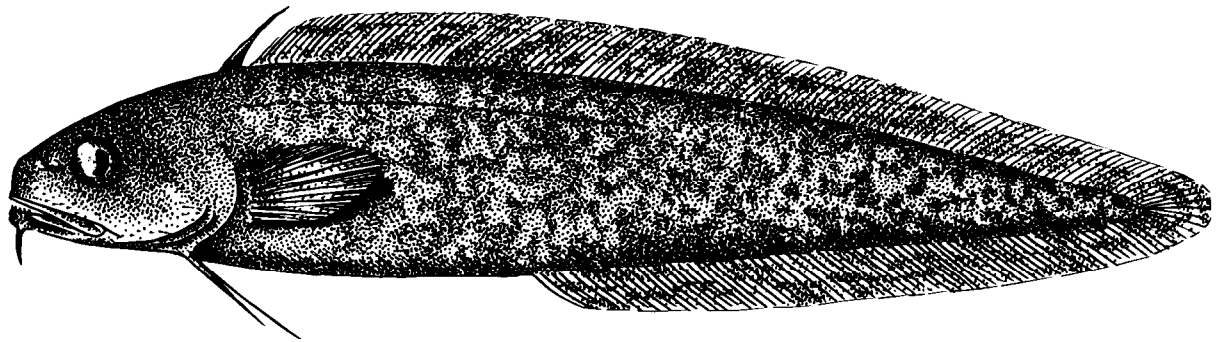


Fig. 821

Geographical Distribution : Only known from the Crozet, Kerguelen and Heard Islands (Fig. 822).

Habitat and Biology : Inhabits waters over the continental shelf and slope, from 30 to 1 600 m depth. Feeds on zooplankton.

Size : Maximum 40 cm; common to 30 cm.

Interest to Fisheries : Commonly taken as bycatch in bottom trawls (Kerguelen fisheries), but no separate statistics are available.

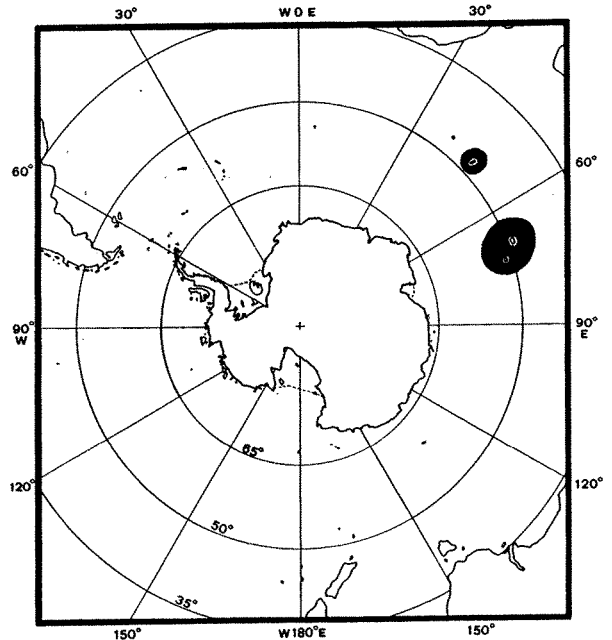


Fig. 822

Muraenolepis microcephalus Norman, 1937

Fig. 823

MURAENOL Mur 2

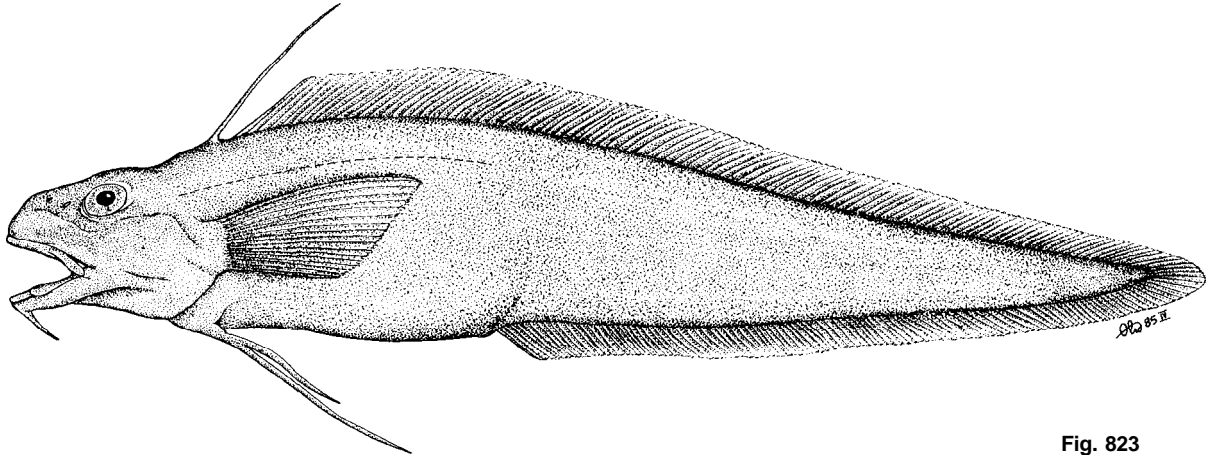
Scientific Name with Reference : *Muraenolepis microcephalus* Norman, 1937**Synonyms** : None**FAO Names** : **En** - Smallhead moray cod; **Fr** - Gadamurene microcephale; **Sp** - Gadimorena microcefala

Fig. 823

Diagnostic Features : Body depth about 5.5 times in standard length. Head rather small, its length 5.7 to 6 times in standard length; eye diameter 5.3 to 5.8 times in head length; interorbital width 4 times in head length and larger than eye diameter; mental barbel equal to eye diameter. Dorsal filament (single ray in first dorsal fin) more than 4 times the eye diameter; pectoral fins not extending backward to anus when appressed; outer 2 rays of pelvic fins filamentous, of different lengths. Lateral line reaching backward slightly beyond tips of pectoral fins. **Colour**: brownish-grey, with iridescent hues.

Geographical Distribution : Scotia Ridge (South Georgia, Sandwich Islands), South Orkney and South Shetland Islands, northern part of Antarctic Peninsula and Enderby coast (Fig. 824).

Habitat and Biology : Inhabits waters over the continental shelf and slope. Feeds on zooplankton.

Size : Maximum 30 cm; common to 27 cm.

Interest to Fisheries : Taken occasionally as bycatch in bottom trawls around the Islands of the Scotia Arch. Probably used only for fishmeal.

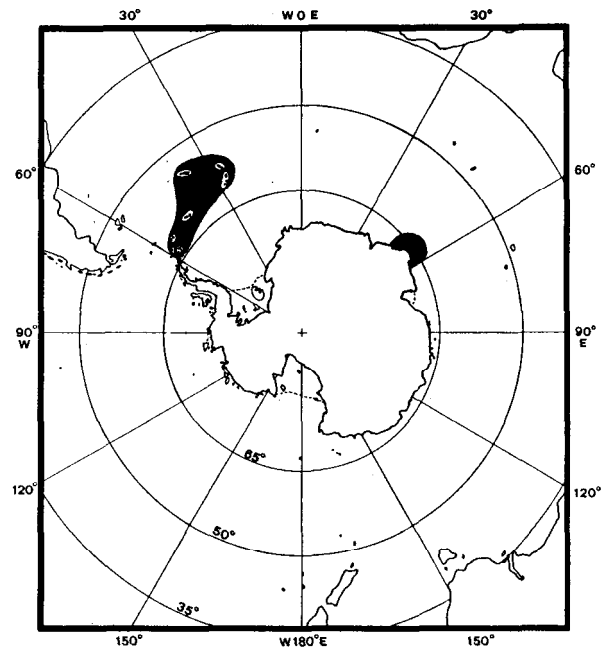


Fig. 824

Muraenolepis microps Lönnberg, 1905

Fig. 825

MURAENOL Mur 3

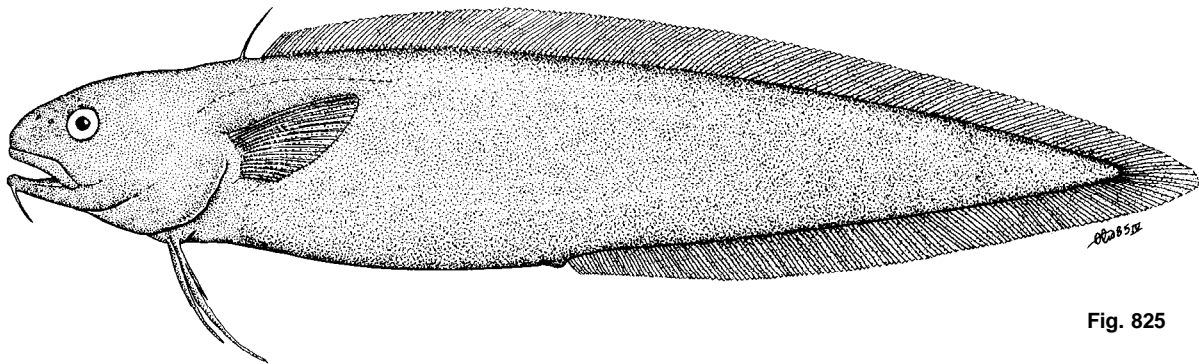
Scientific Name with Reference : *Muraenolepis microps* Lönnberg, 1905**Synonyms** : None**FAO Names** : **En** - Smalleye moray cod; **Fr** - Gadomurène petit oeil; **Sp** - Gadimorena ojichica.

Fig. 825

Diagnostic Features : Body depth 4.8 times in standard length. Head length about 5.6 times in standard length, head profile over eye distinctly curved; eye diameter 5.3 times in head length; interorbital width about 4.5 times in head length; mental barbel longer than eye diameter. Dorsal filament (single ray in front of dorsal fin) variable in length, but never longer than twice the eye diameter. Outer rays of pelvic fin filamentous, of different length. Lateral line arched above pectoral fin, reaching backward to slightly beyond pectoral tips. **Colour**: uniform grey-brown, with iridescent hues.

Geographical Distribution : Coasts of Antarctic Peninsula, South Georgia, Sandwich, Orkney and Shetland Islands and Victoria Land (Fig. 826).

Habitat and Biology : Inhabits waters between 10 and 1 600 m depth. Feeds mainly on zooplankton.

Size : Maximum 35 cm; common to 27 cm.

Interest to Fisheries : Taken occasionally as bycatch in bottom trawls around the Islands of Scotia Arch. Probably used only for fishmeal.

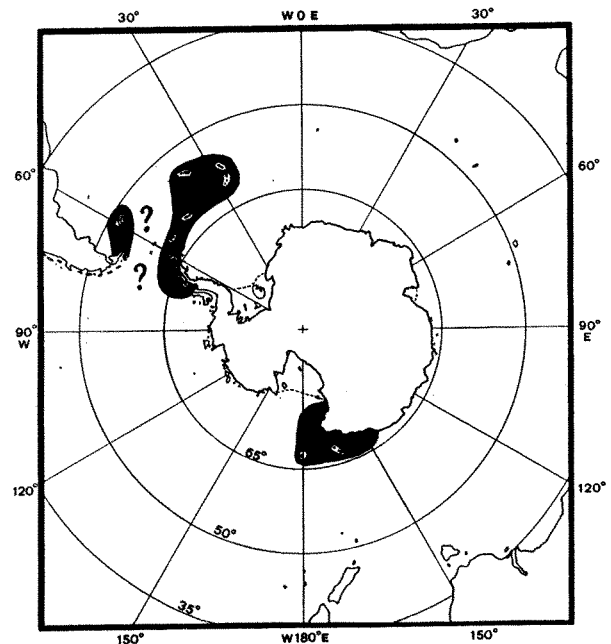


Fig. 826

Muraenolepis orangiensis Vaillant, 1907

Fig. 827

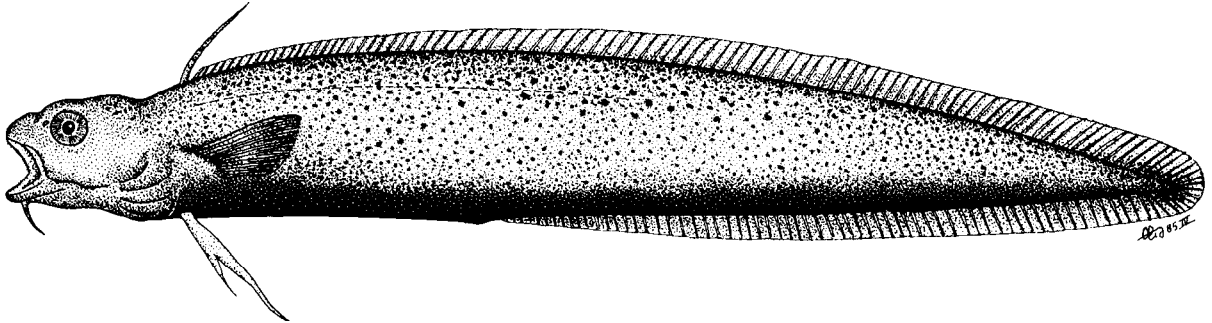
MURAENOL Mur 4**Scientific Name with Reference** : *Muraenolepis orangiensis* Vaillant, 1907**Synonyms** : None**FAO Names** : **En** - Patagonian moray cod; **Fr** - Gadamurene de Patagonie; **Sp** - Gadimorena patagonica.

Fig. 827

Diagnostic Features : Body depth 6.5 times in standard length. Head small, its length about 6.3 times in standard length; eye diameter more than 5 times in head length and greater than interorbital width; mental barbel equal to eye diameter. Dorsal filament (single ray in first dorsal fin) 3 times longer than eye diameter; pectoral fins rather short, not extending backward to anus when appressed; outer ray of pelvic fins filamentous. Lateral line reaching backward to below middle of second dorsal fin. **Colour**: grey-reddish; body covered with numerous small black dots; abdomen black.

Geographical Distribution : *Muraenolepis orangiensis* has been reported from Patagonian waters and from the Kerguelen, Heard and Crozet Islands (Fig. 828).

Habitat and Biology : Inhabits waters over the continental shelf and slope from 140 to 600 m depth. Feeds on zooplankton.

Size : Maximum 30 cm; common to 20 cm.

Interest to Fisheries : Taken as bycatch in bottom trawls in shelf and slope waters around the Kerguelen Islands.

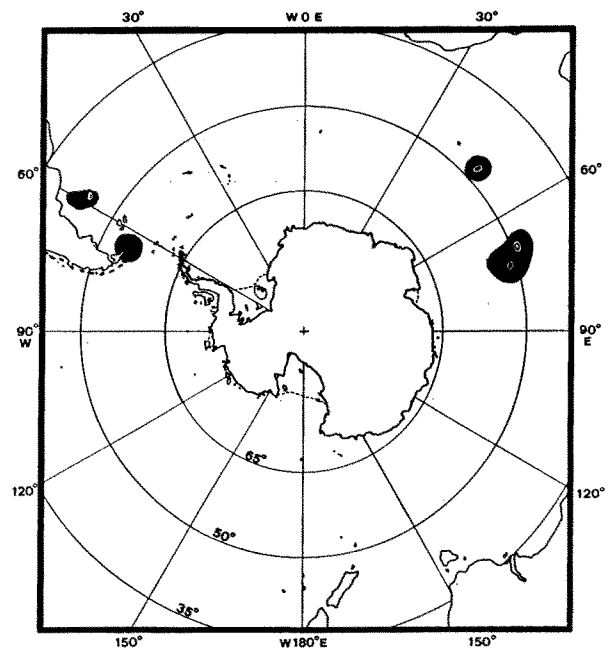


Fig. 828

3. LIST OF SPECIES BY MAJOR FISHING AREAS

SPECIES	PAGE	FRESH- WATERS	GEOGRAPHICAL DISTRIBUTION																	
			MAJOR MARINE FISHING AREAS FOR STATISTICAL PURPOSES																	
			18	21	27	31	34	37	41	47	48	51	57	58	61	67	71	77	81	87
BREGMACEROTIDAE																				
<i>Bregmaceros sp</i>	17										●									
GADIDAE																				
<i>Arctogadus borisovi</i>	25		●	●	●															
<i>Arctogadus glacialis</i>	26		●	●	●															
<i>Boreogadus saida</i>	27		●	●	●									●	●					
<i>Brosme brosme</i>	29			●	●															
<i>Ciliata mustela</i>	32				●															
<i>Ciliata septentrionalis</i>	33				●															
<i>Eleginus gracilis</i>	34		●											●	●					
<i>Eleginus navaga</i>	36		●		●															
<i>Enchelyopus cimbrius</i>	38			●	●	●	●													
<i>Gadiculus argenteus</i>	39				●		●	●												
<i>Gadus macrocephalus</i>	42													●	●		●			
<i>Gadus morhua</i>	44		●	●	●															

SPECIES	PAGE	FRESH- WATERS	GEOGRAPHICAL DISTRIBUTION																	
			MAJOR MARINE FISHING AREAS FOR STATISTICAL PURPOSES																	
			18	21	27	31	34	37	41	47	48	51	57	58	61	67	71	77	81	87
<i>Gadus ogac</i>	47		●	●	●															
<i>Gaidropsarus biscayensis</i>	49				●		●	●												
<i>Gaidropsarus macrophthalmus</i>	50				●															
<i>Gaidropsarus mediterraneus</i>	50				●			●												
<i>Gaidropsarus vulgaris</i>	51				●			●												
<i>Lota lota</i>	53	02, 04, 05, 07																		
<i>Melanogrammus aeglefinus</i>	54			●	●															
<i>Merlangius merlangus</i>	56				●			●												
<i>Microgadus proximus</i>	58														●		●			
<i>Microgadus tomcod</i>	58			●																
<i>Micromesistius australis</i>	60								●		●							●	●	
<i>Micromesistius poutassou</i>	61			●	●		●	●												
<i>Molva dypterygia</i>	63			●	●		●	●												
<i>Molva molva</i>	64			●	●			●												
<i>Phycis blennoides</i>	66				●		●	●												

SPECIES	PAGE	FRESH- WATERS	GEOGRAPHICAL DISTRIBUTION																	
			MAJOR MARINE FISHING AREAS FOR STATISTICAL PURPOSES																	
			18	21	27	31	34	37	41	47	48	51	57	58	61	67	71	77	81	87
<i>Phycis chesteri</i>	67			●		●														
<i>Phycis phycis</i>	68				●		●	●												
<i>Pollachius pollachius</i>	70				●															
<i>Pollachius virens</i>	71			●	●	●														
<i>Raniceps raninus</i>	73				●															
<i>Theragra chalcogramma</i>	75													●	●		●			
<i>Theragra finnmarchica</i>	76				●															
<i>Trisopterus esmarkii</i>	77				●															
<i>Trisopterus luscus</i>	79				●		●	●												
<i>Trisopterus minutus</i>	80				●		●	●												
<i>Urophycis brasiliensis</i>	82								●											
<i>Urophycis chuss</i>	83			●		●														
<i>Urophycis cirrata</i>	85					●														
<i>Urophycis earlii</i>	85					●														
<i>Urophycis floridana</i>	86					●														

SPECIES	PAGE	FRESH-WATERS	GEOGRAPHICAL DISTRIBUTION																	
			MAJOR MARINE FISHING AREAS FOR STATISTICAL PURPOSES																	
			18	21	27	31	34	37	41	47	48	51	57	58	61	67	71	77	81	87
<i>Urophycis regia</i>	87			●		●														
<i>Urophycis tenuis</i>	88		●	●	●															
MACROURIDAE																				
<i>Bathygadus macrops</i>	94		●		●	●			●											
<i>Bathygadus melanobranchus</i>	95			●	●	●			●											
<i>Gadomus arcuatus</i>	97				●	●														
<i>Albatrossia pectoralis</i>	110												●	●		●				
<i>Coelorinchus acanthiger</i>	139								●		●									
<i>Coelorinchus aconcagua</i>	140								●									●		
<i>Coelorinchus anatirostris</i>	141												●							
<i>Coelorinchus argentatus</i>	142											●			●					
<i>Coelorinchus argus</i>	144														●					
<i>Coelorinchus aspercephalus</i>	145																	●		
<i>Coelorinchus australis</i>	146											●						●		
<i>Coelorinchus biclinozonalis</i>	147																	●		

SPECIES	PAGE	FRESH- WATERS	GEOGRAPHICAL DISTRIBUTION																	
			MAJOR MARINE FISHING AREAS FOR STATISTICAL PURPOSES																	
			18	21	27	31	34	37	41	47	48	51	57	58	61	67	71	77	81	87
<i>Coelorinchus braueri</i>	149									●		●								
<i>Coelorinchus canus</i>	150																●		●	
<i>Coelorinchus caribbaeus</i>	151				●			●												
<i>Coelorinchus chilensis</i>	152																	●		
<i>Coelorinchus coelorhincus</i>	154			●	●	●	●	●		●										
<i>Coelorinchus denticulatus</i>	155										●									
<i>Coelorinchus fasciatus</i>	156								●	●			●					●	●	
<i>Coelorinchus formosanus</i>	158													●						
<i>Coelorinchus hexfasciatus</i>	159													●						
<i>Coelorinchus innotabilis</i>	161												●					●		
<i>Coelorinchus japonicus</i>	162													●						
<i>Coelorinchus kaiyomaru</i>	163								●	●			●					●		
<i>Coelorinchus kamoharai</i>	164													●						
<i>Coelorinchus karrerae</i>	166									●		●	●							
<i>Coelorinchus kishinouyei</i>	167													●						

SPECIES	PAGE	FRESH- WATERS	GEOGRAPHICAL DISTRIBUTION																	
			MAJOR MARINE FISHING AREAS FOR STATISTICAL PURPOSES																	
			18	21	27	31	34	37	41	47	48	51	57	58	61	67	71	77	81	87
<i>Coelorinchus labiatus</i>	168				●		●													
<i>Coelorinchus longicephalus</i>	169												●							
<i>Coelorinchus macrochir</i>	171												●							
<i>Coelorinchus marinii</i>	172							●		●										
<i>Coelorinchus matamua</i>	173								●			●						●		
<i>Coelorinchus multispinosus</i>	174												●							
<i>Coelorinchus occa</i>	176				●															
<i>Coelorinchus oliverianus</i>	177																	●		
<i>Coelorinchus parallelus</i>	178												●		●					
<i>Coelorinchus productus</i>	179												●							
<i>Coelorinchus scaphopsis</i>	181																●			
<i>Coelorinchus ventrilux</i>	182				●															
<i>Coryphaenoides acrolepis</i>	202												●	●			●			
<i>Coryphaenoides anguliceps</i>	203																●			
<i>Coryphaenoides ariommus</i>	204																		●	

SPECIES	PAGE	FRESH-WATERS	GEOGRAPHICAL DISTRIBUTION																	
			MAJOR MARINE FISHING AREAS FOR STATISTICAL PURPOSES																	
			18	21	27	31	34	37	41	47	48	51	57	58	61	67	71	77	81	87
<i>Coryphaenoides armatus</i>	205			●	●		●			●	●	●		●	●		●	●	●	
<i>Coryphaenoides carminifer</i>	206																●			
<i>Coryphaenoides cinereus</i>	207													●		●				
<i>Coryphaenoides delsolari</i>	209																●		●	
<i>Coryphaenoides guentheri</i>	210			●		●	●													
<i>Coryphaenoides longifilis</i>	211													●						
<i>Coryphaenoides macrocephalus</i>	212				●	●														
<i>Coryphaenoides marginatus</i>	214													●						
<i>Coryphaenoides mexicanus</i>	215				●															
<i>Coryphaenoides nasutus</i>	216													●						
<i>Coryphaenoides rupestris</i>	217		●	●	●	●														
<i>Coryphaenoides serrulatus</i>	219												●					●		
<i>Coryphaenoides subserrulatus</i>	220									●	●							●		
<i>Coryphaenoides zaniophorus</i>	221		●		●	●														
<i>Cynomacrus piriei</i>	223									●		●	●	●						●

SPECIES	PAGE	FRESH- WATERS	GEOGRAPHICAL DISTRIBUTION																	
			MAJOR MARINE FISHING AREAS FOR STATISTICAL PURPOSES																	
			18	21	27	31	34	37	41	47	48	51	57	58	61	67	71	77	81	87
<i>Hymenocephalus italicus</i>	230				●	●	●	●	●	●										
<i>Lepidorhynchus denticulatus</i>	232										●							●		
<i>Macrourus berglax</i>	235			●	●															
<i>Macrourus carinatus</i>	236								●	●			●					●	●	
<i>Macrourus holotrachys</i>	237								●		●									
<i>Macrourus whitsoni</i>	238								●		●		●						●	
<i>Malacocephalus laevis</i>	242				●	●	●		●	●		●	●				●			
<i>Malacocephalus occidentalis</i>	243			●		●	●		●	●										
<i>Mataeocephalus acipenserinus</i>	246																	●		
<i>Mataeocephalus tenuicauda</i>	247																	●		
<i>Nezumia aequalis</i>	264			●	●	●	●	●	●	●										
<i>Nezumia atlantica</i>	265					●														
<i>Nezumia bairdi</i>	266			●		●														
<i>Nezumia brevibarbata</i>	267									●										
<i>Nezumia condylura</i>	269																		●	

SPECIES	PAGE	FRESH- WATERS	GEOGRAPHICAL DISTRIBUTION																	
			MAJOR MARINE FISHING AREAS FOR STATISTICAL PURPOSES																	
			18	21	27	31	34	37	41	47	48	51	57	58	61	67	71	77	81	87
<i>Nezumia convergens</i>	270																●		●	
<i>Nezumia duodecim</i>	271					●			●											
<i>Nezumia latirostrata</i>	272																●		●	
<i>Nezumia liolepis</i>	274																●			
<i>Nezumia loricata</i>	275										●						●		●	
<i>Nezumia micronychodon</i>	276					●			●											
<i>Nezumia milleri</i>	278								●											
<i>Nezumia orbitalis</i>	279																●		●	
<i>Nezumia propinqua</i>	280									●			●				●		●	
<i>Nezumia proxima</i>	281												●		●					
<i>Nezumia pudens</i>	282																		●	
<i>Nezumia pulchella</i>	283																			
<i>Nezumia sclerorhynchus</i>	284		●	●	●	●	●													
<i>Nezumia stelgidolepis</i>	286													●		●			●	
<i>Sphagemacrurus grenadae</i>	289		●		●															

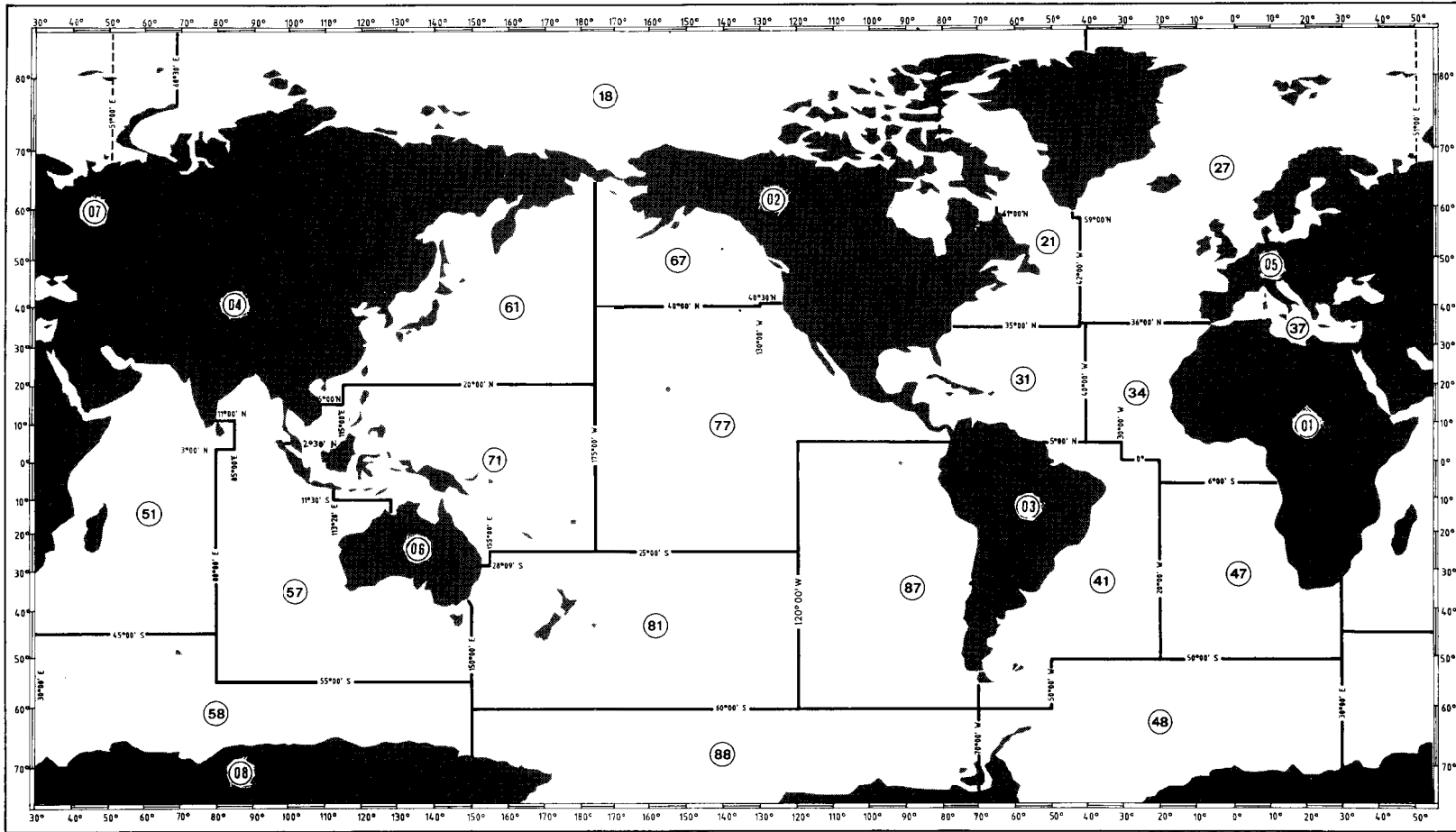
SPECIES	PAGE	FRESH- WATERS	GEOGRAPHICAL DISTRIBUTION																	
			MAJOR MARINE FISHING AREAS FOR STATISTICAL PURPOSES																	
			18	21	27	31	34	37	41	47	48	51	57	58	61	67	71	77	81	87
<i>Trachonurus sulcatus</i>	290				●	●	●													
<i>Ventrifossa atherodon</i>	296																			●
<i>Ventrifossa ctenomelas</i>	297																			●
<i>Ventrifossa divergens</i>	299										●			●		●				
<i>Ventrifossa garmani</i>	300													●						
<i>Ventrifossa macropogon</i>	301					●														
<i>Ventrifossa macroptera</i>	303													●						
<i>Ventrifossa misakia</i>	304													●						
<i>Ventrifossa mucocephalus</i>	305					●														
<i>Ventrifossa nasuta</i>	306										●									
<i>Ventrifossa nigrodorsalis</i>	307													●		●				
<i>Ventrifossa nigromaculata</i>	309																		●	●
<i>Ventrifossa petersoni</i>	310										●	●				●				
<i>Trachyrincus helolepis</i>	315																		●	●
<i>Trachyrincus scabrus</i>	316				●		●	●												
<i>Trachyrincus villegai</i>	317																			●

SPECIES	PAGE	FRESH- WATERS	GEOGRAPHICAL DISTRIBUTION																	
			MAJOR MARINE FISHING AREAS FOR STATISTICAL PURPOSES																	
			18	21	27	31	34	37	41	47	48	51	57	58	61	67	71	77	81	87
MERLUCCIDAE																				
<i>Macruronus capensis</i>	324								•											
<i>Macruronus magellanicus</i>	325							•												
<i>Macruronus novaezelandiae</i>	326										•									
<i>Merluccius albidus</i>	330		•		•															
<i>Merluccius angustimanus</i>	331															•				
<i>Merluccius australis</i>	332							•									•	•		
<i>Merluccius bilinearis</i>	334		•		•															
<i>Merluccius capensis</i>	335							•		•										
<i>Merluccius gayi</i>	336																	•		
<i>Merluccius hubbsi</i>	337							•												
<i>Merluccius merluccius</i>	339		•			•	•													
<i>Merluccius paradoxus</i>	340							•		•										
<i>Merluccius polli</i>	341					•		•												
<i>Merluccius productus</i>	342													•		•				

SPECIES	PAGE	FRESH- WATERS	GEOGRAPHICAL DISTRIBUTION																	
			MAJOR MARINE FISHING AREAS FOR STATISTICAL PURPOSES																	
			18	21	27	31	34	37	41	47	48	51	57	58	61	67	71	77	81	87
<i>Merluccius senegalensis</i>	343						●													
<i>Steindachneria argentea</i>	345				●															
MORIDAE																				
<i>Antimora microlepis</i>	353												●	●			●			
<i>Antimora rostrata</i>	354		●	●	●			●	●	●	●	●	●				●	●	●	
<i>Auchenoceros punctatus</i>	355																	●		
<i>Austrophycis marginata</i>	356							●				●						●	●	
<i>Eeyorius hutchinsi</i>	357											●								
<i>Gadella imberbis</i>	358		●		●	●		●	●											
<i>Gadella maraldi</i>	359			●		●	●													
<i>Halargyreus johnsonii</i>	360		●	●		●		●		●			●	●				●	●	
<i>Laemonema laureysi</i>	362					●														
<i>Laemonema longipes</i>	363												●	●						
<i>Lepidion ensiferus</i>	364							●												
<i>Lepidion eques</i>	365		●	●																

SPECIES	PAGE	FRESH- WATERS	GEOGRAPHICAL DISTRIBUTION																	
			MAJOR MARINE FISHING AREAS FOR STATISTICAL PURPOSES																	
			18	21	27	31	34	37	41	47	48	51	57	58	61	67	71	77	81	87
<i>Lepidion lepidion</i>	366						●													
<i>Mora moro</i>	369			●		●	●				●	●						●	●	
<i>Physiculus dalwigkii</i>	370					●	●													
<i>Physiculus japonicus</i>	372												●							
<i>Pseudophycis bachus</i>	373											●						●		
<i>Pseudophycis barbata</i>	374											●						●		
<i>Pseudophycis breviuscula</i>	375											●						●		
<i>Salilota australis</i>	377							●											●	
<i>Tripterophycis gilchristi</i>	378								●		●	●						●		
<i>Muraenolepis marmoratus</i>	381												●							
<i>Muraenolepis microcephalus</i>	382									●			●							
<i>Muraenolepis microps</i>	383							●		●			●						●	
<i>Muraenolepis orangiensis</i>	384							●		●			●							

MAJOR MARINE FISHING AREAS FOR STATISTICAL PURPOSES



4. BIBLIOGRAPHY

- Alcock, A., 1889.** Natural history notes from H.M. Indian Marine Survey Steamer "Investigator", Commander Alfred Carpenter, R.N., D.S.O., commanding No. 13. On the bathybial fishes of the Bay of Bengal and neighboring waters, obtained during the seasons 1885-1889. Ann.Mag.Nat.Hist., ser. 6,6(23):376-399
-, **1891.** On the deep-sea fishes collected by the "Investigator" in 1890-1891. Ann.Mag.Nat.Hist., ser. 6,8:16-34; 119-138, pls vii-viii
-, **1899.** A descriptive catalogue of the Indian deep-sea fishes in the Indian Museum. Being a revised account of the deep-sea fishes collected by the Royal Indian Marine Survey ship Investigator. Calcutta, Indian Museum, 211 pp.
- Allen, M.J. & G.8. Smith, 1988.** Atlas and zoogeography of common fishes in the Bering Sea and Northeastern Pacific. NOAA Tech.Rep. NMFS, 66: 151 pp.
- Altukhov, K.A., 1979.** O razmnnozheznii i razvitii saiki *Boreogadus saida* (Lepechin) v Belom More. (The reproduction and development of the Arctic cod, *Boreogadus saida*, in the White Sea.) Vopr.Ikhtiol. 19(5):874-82 (J.Ichthyol., 19(5):93-101)
- Amaoka, K. et al. (eds), 1983.** Fishes from the north-eastern Sea of Japan and the Okhotsk Sea off Hokkaido. Japan Fisheries Resource Conservation Association. Tokyo. 371 pp.
- Andriashev, A.P., 1954.** Fishes of the northern seas of the USSR. Keys to the fauna of the USSR. Zool.Inst.USSR Acad.Sci., 53. Moscow-Leningrad, 617 p. (Transl. for Smithsonian Inst. and Nat.Sci.Found., by Israel Program for Sci.Transl., 1964)
-, **1965.** A general review on the Antarctic fish fauna. In Biogeography and ecology in Antarctica. Monogr.Biol., 15:491-550. The Hague: Dr W. Junk
- Andriashev, A.P., B.F. Mukhomediyarov & E.A. Pavstiks, 1980.** Nekton (sostav i raspredelenie). O massovykh skopleniyakh kriopelagicheskikh treskovykh ryb (*Boreogadus saida* i *Arctogadus glacialis*) vokolopoliusnykh rayonakh arktiki. [Nekton (composition and distribution). On mass gathering of cryopelagic cod fishes (*Boreogadus saida* and *Arctogadus glacialis*) in circumpolar areas of the arctic.] Biologiya Tsentral'nogo arkticheskogo basseina: 196-211. (Translated by Natl Mus.Can., 1981)
- Angelescu, V., F.S. Gneri & A. Nani, 1958.** La merluza del mar Argentino (biologia y taxonomia). Buenos Aires, Sec. Mar, Serv.Hidrogr.Naval, 225 p.
- Anukhina, A.M., 1962.** Materialy po ekologii Belomorskoi navagi *Eleginus navaga* (Pall.). [The biology of the White Sea navaga (*Eleginus navaga*).] Vopr.Ikhtiol., 2(1):55-68
-, **1963a.** [The navaga of the Karelian coast.] In Issledovaniye promyslovykh resursov Belogo Morya. [A study of the Commercial resources of the White Sea.] No.1 Akademiya Nauk SSSR. (In Russian)
- Arai, T., 1983.** In Uyeno, T., K. Matsuura & E. Fujii (eds). Fishes trawled off Suriname and French Guiana. Japan Marine Fishery Resource Research Center, Tokyo, 519 pp.
- Arai, T. & T. Iwamoto, 1979.** A new species of the macrourid fish genus *Coelorinchus* from off Tasmania, New Zealand, and the Falkland Islands. Japan J.Ichthyol., 26(3):238-46
- Arai, T. & P.J. McMillan, 1982.** A new macrourid fish, *Coelorinchus biclinozonalis* from New Zealand, and redescription of *C. australis* from Australia. Japan J.Ichthyol., 29(2): 115-26
- Armitage, R.O. et al., 1981.** Guide book to New Zealand commercial fish species. Wellington, New Zealand Fishing Industry Board, 216 p.
- Ayling, T. & G.J. Cox, 1982.** Collins guide to the sea fishes of New Zealand. Auckland, William Collins Publishers Ltd., 343 p.
- Ayres, W.O., 1855.** Description of the new species of California fishes. Proc.Cal.Acad.Nat.Sci., 1(1855):23-77

- Azarov, V.Y., 1963.** Pitanie ryb na litoroli ostrovov Ryazhkova i Lodeinogo v Belom More (Kandalakshskii Zaliv). [The feeding habits of fish at the intertidal zone of the Raizhkov and Lodeino islands in the White Sea (the Kandalaksha Bay).] Tr. Belomorsk.Biol.Stn.Mosk.Gos.Univ., 1963(2):35-53. (In Russian, English summary)
- Backus, R.H., 1951.** New and rare records of fishes from Labrador. Copeia, 1951(4):294-99
-, **1957.** The fishes of Labrador. Bull.Am.Mus.Nat.Hist., 113(4):273-338
- Bain, H. & A.D. Sekerak, 1978.** Aspects of the biology of Arctic cod, *Boreogadus saida*, in the central Canadian Arctic. Report prepared by LGL Limited for Polar Gas Project. xx + 104 p.
- Balykin, P.A., 1986,** Fecundity of walleye pollock, *Theragra chalcogramma*, in the western part of the Bering Sea. J.Ichthyol., vol. 26, no. 3: 131-136
- Baranenkova, A., S., V.P. Ponomarenko & N.S. Khokhlina, 1966.** Raspredelenie, razmery i rost lichinok i mal'kov saidi Boreogadus saida (Lep.) v Barentstsevom more. (The distribution, size and growth of the larvae and fry of *Boreogadus saida* (Lep.) in the Barents Sea.) Vopr.Ikhtiol., 6(3):498-518 (Can.Fish.Mar.Serv.Transl.Ser., 4025: 1977. 39 p.)
- Barnard, K.H., 1925a.** Descriptions of new species of marine fishes from South Africa. Ann.Mag.Nat.Hist., ser. 9, 15(87):498-504
-, **1925b.** A monograph of the marine fishes of South Africa. Pt. 1. Annals of the South African Museum vol.21, pp. 1-418
-, **1927.** A monograph of the marine fishes of South Africa. Pt. II. Annals of the South African Museum, vol.21, pp. 419-1065
- Beacham, T.D., 1983,** Variability in size or age at sexual maturity of white hake, pollock, longfin hake, and silver hake in the Canadian Maritimes area of the Northwest Atlantic Ocean. Can Tech.Rep.Fish.Aquat.Sci., no. 1157:47 p.
- Belianina, T.N., 1974.** Development, taxonomy and distribution of fishes of the family Bregmacerotidae. Trudy Inst.Okeon., 96: 143-88. (Trans.for Nat.Mar.Fish.Ser. NOAA by Saad Publs., Karachi, TT 77-53143)
- Bellisio, N.B., R.B. Lopez & A. Tomo, 1979.** Peces Marinos Patagonicos. Buenos Aires, Min.Econ., Soc.Est.Inter. Marit., Subsec.Pesca, 279 p.
- Bendock, T.N., 1979.** Beaufort sea estuarine fishery study, p. 670-729. In Environmental assessment of the Alaskan Continental Shelf. Final reports of principal investigators. Vol.4. Biological studies. US National Oceanic and Atmospheric Administration, Boulder, CO
- Betsofen, Y.I., (ed.), 1949.** Promy Slovye Ryby SSSR. Pishchepromizdat
- Bigelow, H.B. & W.C. Schroeder, 1953.** Fishes of the Gulf of Maine. Fish.Bull.US, 53: 1-577
- Bini, G., 1969.** Atlante dei pesci delle coste Italiane. Vol.III, Osteitti. Mondo Sommerso Edit. 232 p.
- Birshteyn, Y.A. & M.Y. Vinogradov, 1955.** Zametki o pitanii glubokovodnykh ryb Kurilo-Kamchatskoy Vpadiny. (Notes on the feeding of deep-sea fishes in the Kurile-Kamchatka Trench.) Zoologicheskij Zhurnal, Moscow, vol.34, no.4. (In Russian)
- Biryukov, N.P., 1970.** Baltiskaya treska. Kaliningrad, AtlantNIRO, 167 p.
- Biscoito, M.J. & G.E. Maul, 1989.** A new species of *Laemonema* from the northeastern Atlantic. Bocagiana, Museu Municipal do Funchal, No. 127, 7 pp.
- Blacker, R.W., 1971.** Synopsis of biological data on haddock *Melanogrammus aeglefinus* (Linnaeus) 1758. FAO Fish.Synops., 84
- Boerema, L.K., 1977.** The hake resources in Latin American waters. FAO FI/LA/77/25: i-ii + 1-12
- Borodin, N.A., 1934.** Fishes [Scientific Result of the yacht 'Alva' Medit. Cruise 1933]. Bull.Vanderbilt mar.Mus., 1(4):103-23

- Botha, L., 1973. Migrations and spawning behaviour of the Cape hakes. S.Afr.Shipp.News Fish.Ind.Rev., April:61-7
- Boulva, J., 1972. Morphometrics of three sympatric arctic codfishes of the genera *Arctogadus* and *Gadus*. J. Fish. Board Canada, 29:243-9
-, 1979. Comparison of the Arctic cod (*Boreogadus saida*), the polar cod (*Arctogadus glacialis*), and the toothed cod (*A. borisovi*). CAFSAC (Can.Atl.Fish.Sci.Adv.Comm.) Res.Doc., 79/50: 12 p.
- Brauer, A., 1906. Die Tiefsee-Fische. I. Systematischer Teil. Wissenschaftliche Ergebnisse der deutschen Tiefsee-Expedition auf dem Dampfer "Valdivia" 1898-1899, 15:1-432, text figs. 1-176, pls. 1-18
- Buen, F. de, 1934. Notas sobre los Gaidropsaridae (Peces). Un nuevo género (*Onogadus* nov.gen.) y una nueva especie (*Gaidropsarus barbatus*, nov.sp.). Boln.R.Soc.Esp.Hist.Nat., 34:499-504
- Bulletin of Fisheries Resources Board, 1973.
- Buzeta, R. & O. Nakken, 1974. Abundance estimates of the spawning stock of blue Whiting Risso, in the area west of the British Isles in 1972-74. Fiskeridin.skn., 16(17):245-157 M.B.A. St 11 NY3
- Cadenat, J., 1950. Note sur les merlus de la côte occidentale d'Afrique. In Congr. pêch. pêch.Un.franc. d'outre Mer., Inst. Colon, Marseille, pp. 128-30
- Castelnau, M.F. de., 1861. *Merluccius capensis* (n.sp.). In Mémoire sur les poissons de l'Afrique australe. J.-B. Baillièrre et Fils Edit., Paris, pp. 68-9
- Clausen, D.M., 1981. Summer food of Pacific cod, *Gadus macrocephalus*, in coastal waters of southeastern Alaska. Fish.Bull. NOAA/NMFS, 78(4):968-73
- Chirichigno, N., 1974. Clave para identificar los peces marinos del Peru. Bol.Inst.Mar Peru-Callao, No. 44
-, 1978. Nuevas adiciones a la ictiofauna marina del Peru. Bol.Inst.Mar Peru-Callao, No. 46
- Chirichigno, N. & T. Iwamoto, 1977. *Coryphaenoides delsolari*, a new species of macrourid fish from the Pacific coast of South America. Proc.Biol.Soc.Wash., 89(45):519-28, figs 1-3
- Clemens, W.A. & G.V. Wilby, 1961. Fishes of the Pacific coast of Canada. Bulletin of the Fisheries Research Board of Canada, no. 68, (revised edition), 443 p.
- Cohen, D.M., 1973. The gadoid fish genus *Halargyreus* (Family Eretmophoridae) in the southern hemisphere. Journ.Royal Soc.New Zealand, vol. 3, no. 4, pp. 629-634
-, 1977a. Swimming performance of the gadoid fish *Antimora rostrata* at 2400 meters. Deep-sea Research, vol.24, 275-77
-, 1977b. Ten dives of the DSRV Alvin in and near the DWD-106 dumpside, 25 July-3 August, 1975. Introduction, Station Data, General Observations and Conclusions. In Baseline Report of Environmental Conditions in Deepwater Dumpsite 106. NOAA Dumpsite Evaluation Report 77 = 1, vol.3, Contaminant Inputs and Chemical Characteristics - Appendix, pp. 595-609. US Department of Commerce, NOAA, National Ocean Survey. Rockville, Maryland
-, 1978. Gadidae. In FAO Species Identification Sheets for Fishery Purposes. Western Central Atlantic (Fishing area 31). Vol.2. W.Fischer (ed.)
-, 1979. Notes on the morid fish genera *Lotella* and *Physiculus* in Japanese waters. Jap.J.Ichth., 26(3):225-30
-, 1984a. Families Bregmacerotidae and Moridae. In: FAO Identification Sheets for Fishery Purposes, Western Indian Ocean, edited by W. Fischer & G. Bianchi
-, 1984b. Gadiformes: Overview. In Moser H.G. et al. (eds) Ontogeny and systematics of Fishes. Special Publication No. 1, Amer.Soc.Ichthy.Herp., pp. 259-64, Allen Press Inc. Lawrence USA
-, 1986. Bregmacerotidae and Moridae. In Fishes of N.E. Atlantic, Vol.2, pp.711-3
-, (ed.), 1989. Papers on the systematics of gadiform fishes. Sci.Ser., Nat.Hist.Mus.L.A.Co., 32: 1-262

- Cohen, D.M. & J.L. Russo, 1979. Variation in the fourbeard rockling (*Enchelyopus cimbrius*), a North Atlantic gadid fish, with comments on the genera of rocklings. Fishery Bulletin, vol.77, pp. 91-104
- Collett, R., 1890. Diagnoses de poissons nouveaux provenant des campagnes de l'Hirondelle. Bull.Soc.Zool.Fr., 15:105-g
-, 1896. Poissons provenant des campagnes du yacht l'Hirondelle (1885-1888). Res.Camp.sci.Monaco, 10:1-198, pls.1-6
- Craig, P.C. et al 1982. Ecological studies of Arctic cod (*Boreogadus saida*) in Beaufort Sea coastal waters, Alaska. Can.J.Fish.Aquat.Sci., 39(3):395-406
- Cunningham, R.O., 1871. Notes on the reptiles, amphibia, fishes, mollusca, and crustacea obtained during the voyage of H.M.S. 'Nassau' in the years 1866-69. Trans.Linn.Soc.London, 42:465-502
- D'Ancona, V. & G. Cavinato, 1965. The fishes of the family Bregmacerotidae. Dana Rep. 64,95 p.
- Dark, T.A., M.O. Nelson, J.J. Traynor & E.P. Nunnallee. 1979. Distribution, abundance, and biological characteristics of Pacific whiting, *Merluccius productus*, in the California-British Columbia Region during July-September 1977. Mar.Fish.Rev., Mar.-Apr. 1980, 17-32
- Davies, D.H., 1950. A new species *Macruronus* from South Africa. Ann.Mag.Nat.Hist., 12(3):512-5
- Devries, A.L., 1982. Biological antifreeze agents in coldwater fishes. Comp.Biochem.Physiol.A., 73(4):627-40. (*B. saida*, *E. gracilis*, *G. ogac*, Physiology and Biochemistry, antifreeze agents)
- De Witt, H.H., 1971. Coastal and deep-water benthic fishes of the Antarctic. Amer.Geogr.-Soc., Antarctic Map Folio, 15:1-10
- Dollo, L., 1904. Résultats du voyage du S.Y. Belgica en 1897-1898-1899. Expédition Antarctique Belge. Zool. Poissons-Antwerp, 1904.
-, 1909. *Cynomacrus piriei*, Poisson abyssal nouveau recueilli par l'Expédition Antarctique Nationale Ecosaise. Proc.R.Soc.Edinb., 29(4):316-26
- Doutre, M.P., 1960. Les merlus du Senegal. Mise en evidence d'une nouvelle espèce. Rev.Trans.Inst.Scient. Tech.Pêche, 24(4):513-36
- Dragesund, O. & O. Nakken, 1972. Lodde- oc polartorskundersokelser i Barentshavet i August-September 1971. [Capelin and polar cod investigations in the Barents Sea in August to September 1971.] Fisk.Gang., 58: 145-8
- Dubrovskaya, N.V., 1953. [The biology of the navaga and the navaga fishery in the northern part of the Tatar Strait.] Izv.Tikhookean.Nauchno-Issled.Inst.Rybn.Khoz.Okeanogr., 47
- Dumitrescu, E., 1979. [Parasitism of *Macruronus magellanicus* and *Merluccius* Species in the Falkland Islands Zone.] La Parasitisation des Espèces *Macruronus magellanicus* et *Merluccius* spp. de la Zone des lies Falkland. (Inst.Roumain de Recherches Marines, Constanta, Romania) CERCET. MAR/RECH.MAR., no.12, 1979, pp. 233-8 (Fr, En)
- Dunbar, M.J. & D.M. Moore, 1980. Marine life and its environment in the Canadian Eastern Arctic: a biogeographic study. McGill Univ.Montreal Mar.Sci.Cent.Manuscr.Rep., 33 (Fishes p.42-8)
- Dunn, J.R., 1989. A provisional Phylogeny of Gadid Fishes based on adult and Early Life History Characters, in Cohen (ed.) Papers on the systematics of Gadiform Fishes. Sci.Ser.nat.Hist.Mus.L.A.County, 32, pp. 204-236
- Dunn, J.R. & A.C. Matarese, 1984. Gadidae: Development and relationships, in Moser, H.G. et al. (eds)-Ontogeny and Systematics of Fishes - Special Publication No. 1, American Society of Ichthyologists and Herpetologists, pp. 283-299, Allen Press Inc. Lawrence, USA
- Ellis, D.V., 1962. Observations on the distribution and ecology of some Arctic fish. Arctic, 15(3): 179-89
- Eliaasen, J.-E. & O. Vahl, 1982. Seasonal variations in the gonad size and the protein and water content of cod, *Gadus morhua* (L.), Muscle from northern Norway. J.Fish.Biol., vol.20, no.5, May 1982. pp. 527-533

- Fahay, M.P. & D.F. Markle, 1984. Gadiformes: Development and relationships, in Moser, H.G. *et. al.* (eds) - Ontogeny and Systematics of Fishes - Special Publication No. 1, American Society of Ichthyologists and Herpetologists, pp. 265-283, Allen Press Inc. Lawrence, USA
- FAO, 1989. Yearbook of Fisheries Statistics. 1987 Catches and landings. FAO Stat.Ser. no: 85,490 pp.
- Farran,G.P., 1924. Seventh report on the fishes of the Irish Atlantic Slope. The Macrourid fishes (Coryphaenoididae). Proc.Roy.Irish Acad., 36(8)(B):91-148, pls. 6-7, 11 text figs
- Felbermayer, F., 1971. Sagen und Überlieferungen der Osterinsel. Nurnberg, 1971.
- Feldhaus, F.M., 1970. Die technik lexikon der Vorzeit der geschichtlichen Zeit und der Naturvolker. Munich, 1970
- Firth, F.E. (ed.), 1969. The encyclopedia of marine resources. New York, 1969
- Fischer, W., M.-L. Bauchot & M. Schneider (eds), 1987. Fiches FAO d'identification des espèces pour les besoins de la pêche. (Revision 1). Mediterranee et mer Noire. Zone de pêche 37. Volume II. Vertébrés. Publication préparée par la FAO, résultat d'un accord entre la FAO et la Commission des Communautés Europeennes (Projet GCP/INT/422/EEC) financée conjointement par ces deux organisations. Rome, FAO, Vol.2:761-1530
- Fischer, W., G. Bianchi & Scott (eds), 1981. FAO species identification sheets for fishery purposes. Eastern Central Atlantic; fishing areas 34,47 (in part). Canada Funds-in-Trust. Ottawa, Department of Fisheries and Oceans Canada, by arrangement with the Food and Agriculture Organization of the United Nations, Vols 1-7:pag.var.
- Fleming, J., 1828. A history of British animals exhibiting the descriptive characters and systematical arrangements of the genera and species of quadrupeds, birds, reptiles, fishes, mollusca and radiata of the UK, including the indigenous, extirpated and extinct kinds, together with periodical and occasional visitants. Edinburgh, London, xxiii + 565 pp.
- Fodera, U., 1961. The Sicilian tuna trap. FAO GFCM Studies and Reviews 15, 1961
- Forbes, S.T., 1974. The B.W. surveys by RV SCOTIA and RV GROLONA. Rep. to ICES stat.comm.C.M., 1974/H:44
- Fosnaes, T., 1975. Newfoundland cod war over use of gillnets. Fish.News Int., 14(6),40 and 43
- Fowler, H.W., 1925. New taxonomic names of West African marine fishes. Amer.Mus.Novit., No. 162:3
- Franca, P. da, 1960. Nova contribucao para o conhecimento do genero **Merluccius** no Atlantico oriental ao sul do equador. Mem.Junta Inv.Ultram., 2(18):57-101
-, 1962. Considerations sur la taxonomie des **Merluccius** de l'Atlantique oriental. Mem.Junta Inv.Ultram., 2(36):7-48
- Fraser-Brunner,A. & G. Palmer, 1951. The gadid fishes of the genus **Molva**. Ann.Mag.Nat.Hist., (12)4: 188-92
- Fredin, R.A. & Natural Resources Consultants, 1985. Pacific cod in the Eastern Bering Sea: a Synopsis. Report to RU 643, Nat. Ocean Serv., Office of Oceanography and Marine Service, Anchorage, Alaska
- Frey, H.W. (ed.), 1971. California's living marine resources and their utilization. State of California, Department of Fish and Game, 1971
- Frost, K.J., 1981. Descriptive key to the otoliths of gadid fishes of the Bering, Chukchi, and Beaufort Seas. Artic, 34(1):55-g
- Galbraith, D.F. & D.C. Fraser, 1974. Distribution and food habits of fish in the eastern coastal Beaufort Sea. Beaufort Sea Project Study, BI (Eastern), Interim.Report, 48 p.
- Garman, S., 1899. Report on an exploration off the west coasts of Mexico, Central and South America, and off the Galapagos Islands, in charge of Alexander Agassiz, by the US Fish Commission steamer "Albatros" during 1891, XXVI (The fishes). Mem.Mus.Comp.Zool.Harvard Coll., 24: 1-431
- Garner, J., 1977. Modern deep sea trawling gear. Farnham, Surrey, England

- Garrod, D.J. & R. **Gambell, 1965.** Whiting of the Irish sea and the Clyde. Ministry of Agriculture, Fisheries and Food Fishery Investigations, Series II, 24(3):
- Geistdoerfer, P., **1978a.** Alimentation de deux Macrouridae de l'Atlantique nord: *Macrourus berglax* et *Coryphaenoides rupestris* (Teleostei, Gadiformes). In J.-C. Hureau and K. Banister (eds). Actes du 2e congres européen des ichthyologists, Paris 1976. Rev.Trav.Inst.Pêches marit., 40: 579-80
-, **1978b.** New data on the reproduction of macrourids (Teleostei, Gadiformes) Sarsia. 64(1-2):109-112
-, **1979.** Recherches sur l'alimentation de *Macrourus berglax* Lacepède, 1801 (Macrouridae, Gadiformes) Annales de l'Institut Océanographique, 55, Fasc. 2, 1979
- Geistdoerfer, P., J.C. Hureau & M. Rannou, **1970.** Deux poissons abyssaux nouveaux captures dans l'Atlantique nord et est: *Bathytyphlops azorensis* n. sp. (Ipnopidae) et *Lycenchelys labradorensis* n. sp. (Zoarcidae). Bull.Mus.Hist.nat., Paris, 2e série, 42(3):452-459
- Gilbert, C.H., **1890** A preliminary report on the fishes collected by the steamer "Albatross" on the Pacific coast of North America during the year 1889, with descriptions of twelve new genera and ninety-two new species. Proc.U.S.Natl.Mus., 13(797):49-126
-, **1892.** Scientific results of explorations by the US Fish Commission Steamer "Albatross" No. 22. Descriptions of thirty-four new species of fishes collected in 1888 and 1889, principally among the Santa Barbara Islands and in the Gulf of California. Proc. US Natl.Mus., 14:539-566
-, **1905.** The deep-sea fishes of the Hawaiian Islands. In The aquatic resources of the Hawaiian islands. D.S. Jordan and B.W. Evermann, (eds). Bull.U.S.Fish.Comm., (for 1903), 22 (pt 2, sect.2):pp.575-713, figs 230-76, pls 66-101
- Gilbert, C.H. & **C.V. Burke, 1912.** Fishes from Bering Sea and Kamchatka. Bulletin of the United States Bureau of Fisheries (for 1910), vol. 30, pp. 31-96
- Gilbert, C.H. & F. **Cramer, 1897.** Report on the fishes dredged in deep water near the Hawaiian Islands, with descriptions and figures of twenty three new species. Proc.U.S.Natl.Mus., 19(1114):403-35, pls 36-48
- Gilbert, C.H. & C.L. **Hubbs, 1916.** Report on the Japanese macrouroid fishes collected by the United States fisheries steamer "Albatross" in 1906, with a synopsis of the genera. Proc.U.S.Natl.Mus., 51(2149): 135-214, pls 8-11
-, **1917.** Description of *Hymenocephalus tenuis*, a new macrouroid fish from the Hawaiian Islands. Proc.U.S.Natl.Mus., 54(2231): 173-5
-, **1920.** The macrourid fishes of the Philippine Islands and the East Indies. U.S.Natl.Mus.Bull., 100,1(pt. 7):369-588, figs 1-40
- Gilbert, C.H. & **W.F. Thompson, 1916.** Family Macrouridae. pp. 471-6, pls 5,6. In W.F. Thompson (ed.), Fishes collected by the United States Bureau of Fisheries Steamer "Albatross" during 1888, between Montevideo, Uruguay, and Tome, Chile, on the voyage through the Straits of Magellan. Proc.U.S. Natl.Mus., 50:401-476, pls 2-6
- Gill, T., **1884.** On the anacanthine fishes. Proc.Acad.Nat.Sc.Phila., 1884: 167-83
- Gillchrist, J.D.F., **1921.** The reproduction of deep-sea fishes. Ann.Mag.nat.Hist., 9(7): 173-177, pl. 1
-, **1922.** Deep-sea fishes procured by the SS "Pickle" (Part I). Fish.mar.biol.Surv.Un.S.Afr. (Spec.Rep.3):41-79, pls 7-12
- Gillchrist, J.D.F. & **C. von Bonde, 1924.** Deep-sea fishes procured by the SS "Pickle" (Part II). Rep.Fish.mar.biol.Surv.Un.S.Afr. 1922 (3) Spec.Rep. (7): 1-24,6 pls
- Ginsburg, I., **1954.** Whittings on the coasts of the American continents. U.S.Fish Wildl.Serv., Fish-Bull., 96(56): 187-208
- Giorna, M.E., **1809.** Mémoire sur des poissons d'espèces nouvelles et du genres nouveaux. Mem.Acad.Sci.Turin, (1805-1808)2:177-180

- Girard, C., 1856. Contributions to the ichthyology of the western coast of the United States, from specimens in the Museum of the Smithsonian Institution. Proc.Acad.Nat.Sci.Phila., 1856:132
- Girsa, I.I., 1986. Effect of ecological conditions on changes in the behaviour of navaga yearlings, *Eleginus navaga* (Gadidae) during summer in the coastal waters of the White Sea. J.Ichthyol., vol. 26, no. 2: 140-143
- Gjosaeter, J. & O. Bjerke, 1973. Polartorskundersokelser i Barentshavet sommrene 1970-1972. [Polar cod investigations in the Barents Sea during the summers of 1970-1972.] Fisk.Gang., 59:125-8. Fisken Havet, 1973(1):8-11
- Goode, G.B. & T.H. Bean, 1896. Oceanic Ichthyology, a treatise on the deep-sea and pelagic fishes of the world. Smithson. Contrib. Knowl. 1895 [1896], 30(981), 1(text):1-553; 2 (atlas):1-26, pls 1-123. [Also issued as U.S. Natl. Mus. Spec. Bull. 2, and Mem. Mus. Comp. Zool. Harv. 22.]
- Gordon, J.D.M., 1979. Lifestyle and phenology in deep sea anacanthine teleosts. pp. 327-59. In P.J.Miller (ed.). Fish phenology. Symp.Zool.Soc.Lond., no. 44, 449 pp.
- Gosline, W., 1971. Functional morphology and classification of teleostean fishes. University of Hawaii Press, Honolulu, 208 pp.
- Graham, D.H., 1953. A treasury of New Zealand Fishes. Reed, Wellington, 404 p
-, 1956. A treasury of New Zealand. 2nd edition. Reed, Wellington, 424 p.
- Green, J.M. & D.H. Steele, 1975. Observations on marine life beneath sea ice, Resolute Bay, N.W.T., p. II-77 - II-86. In Proceedings of the circumpolar conference on northern ecology, September 15-18, 1975, Ottawa. Natl.Res.Coun., Ottawa
- Grey, M., 1956. The distribution of fishes found below a depth of 2000 meters. Fieldiana: Zoology, vol.36, no. 2, pp. 74-336
- Grinols, R.B. & M.F. Tillman, 1970. Importance of the worldwide hake, *Merluccius* resources. Circ.Fish Wildl.Ser., Wash., 332:1-21
- Gronow, L.T., 1854. Catalogue of fishes collected and described by Laurence Theodore Gronow, now in the British Museum. Edited from the manuscript, by John Edward Gray. London, vii + 196 pp.
- Gudger, E.W., 1940. The perils and romance of swordfishing. The pursuit of *Xiphias gladius* with the trident in the Strait of Messina. Sci.Mon., 51:36-8
- Guichenot, A., 1848. Historia fisica y politica de Chile (in Gay, C.). Zoologia, 2:328-30
- Günther, A., 1860. Catalogue of the fishes in the collection of the British Museum. London, Tayler & Francis, Vol.2, pp. 548
-, 1862. Catalogue of the fishes in the collection of the British Museum. London, Tayler & Francis, vol.4, pp. 534
-, 1873. Anacanthini. Zool.Rec.for 1871., Pisces, 8: 103
-, 1877. Preliminary notices on new fishes collected in Japan during the expedition of HMS "Challenger". Ann.Mag.Nat.Hist., ser.4, 20:433-447
-, 1878. Preliminary notes on new fishes collected in Japan during the expedition of HMS "Challenger". Ann.Mag.Nat.Hist., ser 5,2:17-28
-, 1880. Report on the shore fishes procured during the voyage of HMS "Challenger" in the year 1873-1876. Rep.Sci.Res.Expl.Voy.HMS Challenger, Zool., 1(6):1-82
-, 1887. Report on the deep-sea fishes collected HMS "Challenger" during the years 1873-1876. Rep.Sci.Res.Challenger. Zool., 22: 1-335
- Gushchin & Podrazhanskaya, 1984. Feeding of roundnose grenadier (*Coryphaenoides rupestris*) and its trophic relationships in the North Atlantic. NAFO Sci.Coun.Studies, 7:53-59

- Habib, G., 1975. Aspects of the biology of the red cod, *Pseudophycis bacchus*. Unpublished Ph.D. thesis, University of Canterbury (New Zealand). 203 p.
- Haedrich, R.L., 1974. Pelagic capture of the epibenthic rattail *Coryphaenoides rupestris*. Deep-Sea Res., 21:977-9
- Haedrich, R.L. & Henderson, 1974. Pelagic food of *Coryphaenoides arnatus*, a deep benthic rattail. Deep-Sea Res., 2 1:739-44
- Harden Jones, F.R., 1968. Fish migration. New York, St. Martin's Press, 325 p.
- Hart, J.L., 1973. Pacific fishes of Canada. Fish.Res.Board Can., 180,740 p .
- Hart, T.J., 1946. Report on trawling surveys on the Patagonian continental shelf. Compiled mainly from manuscripts left by late E.R. Günther, M.A., Discovery Rep., 23:223-408
- Hector, J., 1871. On a new species of fish, *Coryphaenoides novae-zelandiae*, the okarari of natives. Trans.Proc.New Zealand Institute, 1870, 3:133-136
- Herter, K., 1953. Die Fischdressuren und ihre sinnesphysiologischen Grundlagen. Berlin, 1953
- Hew, C.L. et al., 1981. Antifreeze glycoproteins in the plasma of Newfoundland Atlantic cod (*Gadus morhua*). Can.J.Zool., 59:2186-92
- Hildebrand, S.F., 1946. A descriptive catalog of the shore fishes of Peru. Bull.U.S.Nat.Mus.Wash.DC., (189): 1-530
- Hildebrand, S.F. & Cable, 1938. Further notes on the development and life history of some teleosts at Beaufort, NC. Bulletin US Bureau of Fisheries, vol.48(24):505-642
- Hildebrand, S.F. & W.C. Schroeder, 1928. Fishes of Chesapeake Bay. Bull.U.S.Bur.Fish., 43(1): 1-366
- Hognestad, P.T., 1968. Polar cod, *Boreogadus saida* Lep. in Norwegian waters. Astarte, 31: 1-3
- Holt, E.W.L. & L.W. Byrne, 1906. On a new species of *Lyconus* from the North-east Atlantic. Ann.Mag.Nat.Hist. ser. 7, vol. 18 pp. 423-426
- Houde, E.Q. 1984. Bregmacerotidae: Development and relationships. In Ontogeny and systematics of fishes, H.G. Moser et al. (eds), Spec.Publ. No 1 Biol., Am.Soc.Ichthy.Herp. Allen Press Inc, Lawrence, USA
- Howes, G.J., 1988. The cranial muscles and ligaments of macrouroid and gadoid fishes; functional, ecological and phylogenetic inferences. Bulletin of the British Museum of Natural History, Zoology series 54(1): 1-62
- 1989. Phylogenetic relationships of Macrouroid and Gadoid fishes based on cranial myology and arthrology. In Cohen (ed.) 1984 - Papers on the systematics of Gadiform fishes. Science series, Nat.Hist.Mus.L.A.County, No. 32, pp. 113-128
- Hubbs, C.L. & T. Iwamoto, 1977. A new genus (*Mesobius*) and three new bathypelagic species of Macrouridae (Pisces, Gadiformes) from the Pacific Ocean. Proc.Calif.Acad.Sci., ser. 4, 41(7):233-251, figs. 1-11
- Hunt, J.J., 1980. Guidelines for age determination of silver hake, *Merluccius bilinearis*, using otoliths. J.Northw.Atl.Fish.Sci., vol. 1:65-80
- Hunter, J.G., 1975. Fishery resources of the western Arctic. Fish.Res.Board Can.Manuscr.Rep., 1335:iii + [33] p.
- 1979. Abundance and distribution of Arctic cod, *Boreogadus saida*, in the southeastern Beaufort Sea. CAFSAC(Can.Atl.Fish.Adv.Comm.)Res.Doc 79/39: 13, p.
- Hutchins, B. & R. Swainston, 1986. Sea Fishes of Southern Australia. Swainston Publishing, Perth
- Hutton, F.W., 1872. Fishes of New Zealand. Catalogue with diagnoses of the species. Wellington, Colonial Museum and Geological Survey Department, pp. 93
- Inada, T., 1981a. Studies on the merlucciid fishes. Far Seas Fish.Res.Lab.Bull., 18: 1-172

-, **1981b.** Merlucciidae. In FAO species identification sheets for fishery purposes. Eastern Central Atlantic, Fishing Area 34,47 (in part). Fischer, W., G. Bianchi & W.B. Scott (eds). FAO, Rome, vol. III, pp. 10
-, **1986.** Pisces, in I. Nakamura, Important fishes trawled off Patagonia. Japan Marine Fishery Resources Research Center, Tokyo, 369 pp.
- Inada, T. & I. Nakamura, 1975.** A comparative study of two populations of the gadoid fish *Micromesistius australis* from the New Zealand and Patagonian-Falkland regions. Far Seas Fish.Res.Lab.Bull., 13:1-26
- International Council for the Exploration of the Sea, 1975.** Report of joint USSR-GDR echo-survey on the polar cod in the Breits Sea in October 1974. Int.Counc.Explor.Sea CM 1975/H:35: 1-7
- International North Pacific Fisheries Commission, 1987.** Proceedings of the 34th Annual Meeting, Vancouver, Canada
- Iwamoto.T., 1970.** The R/V "Pillsbury" deep-sea biological expeditions to the Gulf of Guinea, 1964-65. 19. Macrourid fishes of the Gulf of Guinea. Studies in Tropical Oceanography, University of Miami, no.4 (part 2), pp. 316-431
-, **1973.** Macrourids (Gadiformes: Pisces) collected off Angola by the R/V UNDAUNTED with the description of a new species. Proc.Biol.Soc.Wash., vol. 86, no. 32, pp. 373-384, figs 1-4, tables 1-2
-, **1974.** *Nezumia (Kuronezumia) bubonis*, a new subgenus and species of grenadier (Macrouridae: Pisces) from Hawaii and the western North Atlantic. Proc.Calif.Acad.Sci., ser. 4, 39(22):507-516, figs 1-3
-, **1975.** The abyssal fish *Antimora rostrata*. Comp.Biochem.Physiol., 52B:7-11
-, **1978.** Eastern Pacific macrourids of the genus *Coelorinchus* Giorna (Pisces: Gadiformes), with description of a new species from Chile. Proc.Calif.Acad.Sci., ser.4,41(12):307-37, figs. 1-20
-, **1979.** Eastern Pacific macrourine grenadiers with seven branchiostegal rays (Pisces: Macrouridae). Proc.Calif.Acad.Sci., 42(5): 135-79, figs. 1-18
-, **1981.** Macrouridae. In FAO species identification sheets for fishery purposes. Eastern Central Atlantic, Fishing Areas 34,47 (in part). Fischer, W., G. Bianchi & W-B Scott (eds). FAO Rome, Vol. II, pp 18
-, **1982.** *Ventrifossa johnboborum*, a new grenadier from the Western Pacific (Macrouridae: Pisces). The Australian Zoologist, Vol. xxi, Part I, pp. 54-61
-, **1984.** Macrouridae. In FAO species identification sheets for fishery purposes. Western Indian Ocean, Fishing Area 51. Prepared and printed with the support of DANIDA Fischer W. & G Bianchi (eds). FAO, Rome, Vol. III, pp. 8
-, **1986.** Family No. 93: Macrouridae. In Smith, M.M. and P.C Heemstra (eds), Smiths' Seafishes. Macmillan South Africa: Johannesburg, pp.300-41
-, **1989.** Phylogeny of Grenadiers (suborder Macrouroidei): Another Interpretation, in Cohen (ed.). Papers on the systematics of Gadiform Fishes. Sci. Ser. nat. Hist.Mus.L.A Co., 32, pp. 159-174
- Iwamoto, T. & T. Arai, 1987.** A new grenadier, *Malacocephalus okamurai* (Pisces:Gadiformes:Macrouridae) from the Western Atlantic. Copeia, 1987 (1) pp. 204-208
- Iwamoto.T. & P. Geistdoerfer, 1985.** Macrouridae. In FAO species identification sheets for fishery purposes. Southern Ocean (Fishing Areas 48,58,88). W. Fischer & J.C Hureau (eds) FAO Rome, vol.2, pp. 288-301
- Iwamoto, T. & Y.I. Sazonov, 1988.** A review of the southeastern Pacific *Coryphaenoides* (sensu lato) (Pisces, Gadiformes, Macrouridae). Proc.Calif.Acad.Sci., 45(3):35-82. figs. 1-9
- Iwamoto.T. & D. Stein, 1974.** A systematic review of the rattail fishes (Macrouridae: Gadiforms) from Oregon and adjacent waters. Occ.Pap.Calif.Acad.Sci., III,79 p.

- Jakobsen, T., 1978a. Skreiinnsiget i Lofoten i 1976. (The spawning migration of Arctic cod in Lofoten in 1976). Fisken Havet, (1):1-8
-, 1978b. Skreiinnsiget i Lofoten i 1977. (The spawning migration of Arctic cod in Lofoten in 1977.) Fisken Havet, (1):9-19
- Jensen, AS., 1948. Contribution to the ichthyofauna of Greenland. Shrifter Univers.Zool.Mus., Copenhagen IX, 182 pp
- Jones, B.W. & T.H.van Eck, 1967. The Cape hake: its biology and the fishery. S.Afr.Shipp.News Fish.Ind.Rev., Nov.,:90-97
- Jordan, D.S. & B. W. Evermann, 1900. The fishes of North and Middle America. U.S.Natl.Mus.Bull., Vol. 47, no. 4:3135-3313, pls 1-392
- Jordan, D.S. & C.H. Gilbert, 1899. The fishes of Bering Sea. In D.S. Jordan, The fur seals and fur-seal islands of the North Pacific Ocean. Part 3. pp. 433-92, pls 42-85
-, 1904. Macrouridae, pp. 602-621. In Jordan, David S. & Edwin C. Starks. List of fishes dredged by the steamer Albatross off the coast of Japan in the summer of 1900, with descriptions of new species and a review of the Japanese Macrouridae. Bull.U.S.FishComm., (1902) 22:577-630, pls. 1-8
- Karrer, C., 1973a Über Fische aus dem Südostatlantik. Mitt.Zool.Mus.Berlin, Bd. 49, Heft 1, pp. 191-257
-, 1973b. Über das Vorkommen von Fischarten im Nordwestatlantik (Newfundland-Baffinland). Fischerei-Forschung Wissenschaftliche Schriftenreihe, 11:73-90
- Kato, S., 1972. Sea urchins: a new fishing develops in California. Mar.Fish.Rev., 34(9/10):23-30
- Kihara, K., 1976. Studies on the formation of demersal fishing ground. Part 3. Recurrent group analysis of demersal fish in the eastern Bering Sea. Mer (Tokyo), 14(1):1 1-22
- Koefoed, E., 1910. Fishes from the sea-bottom. Report on Scientific Results of the "Michael Sars" North Atlantic Deep-Sea Expedition. 1910, 4(Pt.1):1-47, pls 1-6
-, 1927. Fishes from the sea-bottom. Report on the Scientific Results of the "Michael Sars" North Atlantic Deep-Sea Expedition, 1910, vol.4,no.1, pp. 1-147, pls 1/6
- Koehler, R., 1896. Resultats Scientifiques de la Campagne du "Caudan" dans Le Golfe de Gascogne, Août-Septembre 1895. Ann.Univer.Lyon. (Masson et Cie. editeurs), Paris
- Konstantinov, L.L. & L.P. Minder, 1975. K voprosu ob ispol'zovanii saiki. (Problem of polar cod utilization.) Tr.Polyarn.Nauchno-Issled.Proektn.Inst.Morsk.Rybn.Khoz.Okeanogr., 36(36):140-52 (Translated by Saad Publ., Karachi, Pakistan, for US National Marine fisheries Service, 1977. 22p.)
- Kruumbiegel, J., 1947. Von Haustieren und ihrer Geschichte. Stuttgart
- Kuzmin-Karavaev, G.A., 1929. Post-larvale stadien von *Eleginus (Gadus) navaga* (Pallas) des Barents-Meereres. Zool.Anz., 83: 1-7
-, 1930. Materialy po biologii belomorskoi navagi. (Materials on the biology of the White Sea navaga.) Tr.Nauchno-Issled.Inst.Rybn.Khoz., Riga, 5(4):57-79 (In Russian)
- Lagler, K.F., 1968 Capture, sampling and examination of fishes. In Methods of Assessment of fish production in fresh waters, Ricker, W.E. (ed.). IBP Handbook 3. London, 1968. 7-40(45)
- Lahille, F., 1915. Sobre dos Peces Macruridos. Anal.Mus.Nac. B.Aires, 26:21-6
- Last, P.R., E.O.G. Scott & F.H. Taibot, 1983. Fishes of Tasmania. Tasmanian Fisheries Development Authority Hobart, pp. 563
- Lavenberg, R.J. & J.E. Fitch, 1966. Annotated list of fishes collected by midwater trawl in the Gulf of California, March-April 1964. Calif.Fish and Game, 52(2):92-110

- Lear, W.H., 1979. Distribution, size and sexual maturity of Arctic cod (*Boreogadus saida*) in the Northwest Atlantic during 1959-1978. CAFSAC (Can.Atl.Fish.Sci.Adv.Comm.) Working Paper 58-79:40 p.
- Lear, W.H., R. Wells & R. Templeman, 1981. Variation in vertebral averages for year classes of Atlantic cod, *Gadus morhua*, on Flemish Cap. J.Northw.Atl.Fish.Sci., vol.2, pp. 57-60
- Legendre, V., J.G. Hunter & D.E. McAllister, 1975. French, English and scientific names of marine fishes of Arctic Canada. Noms français, anglais et scientifiques des poissons marins de l'Arctique canadien. Sylogues, 7: 15 p.
- Leid, E., K. Julshamn & O.R. Braekkan, 1982. Determination of Protein Digestibility in Atlantic Cod (*Gadus morhua*) with internal and external indicators. Can.J.Fish.Aquat.Sci., vol.39.no.6,1982, pp.854-61
- Leim, A.H. & W.B. Scott, 1966. Fishes of the Atlantic coast of Canada. Bull.Fish.Res.Board Can., 155: 1-485
- Lilly, G.R., 1980. The food of Arctic cod, *Boreogadus saida* (Lepechin), off Labrador in autumn, 1978. CAFSAC (Can.Atl.Fish.Sci.Adv.Comm.) Res.Doc., 80/4-11 p.
- Linnaeus, C., 1758. Systema naturae. Vol.1. 1. Regnum animale. Holmiae, 10th ed., London, Issued also by the British Museum (Natural History). pp. 823 (1956), (Lithoprint)
- Little, E.C.S., 1979. Handbook of utilization of aquatic plants. FAO Fish.Technical Paper No. 187. Rome, 1979
- Lleonart, J. & O. Agell, 1980. Numerical taxonomy of genus *Merluccius*. Derived from the analysis of muscle protein electrophoregrams. Taxonomia numérica del genero *Merluccius* (Rafinesque, 1810) a partir de la electroforesis del miogeno. vol.44, no.3, 1980, pp. 461-70
- Lonnberg, E., 1907. Fische. Hamb.Magalh.Sammelr., 8(6):1-16
- Lopez, R.B. & N.B. Bellisio, 1973. Polaca. Monogr.Recurs.Pesq.Prospec.Pesq.Mar Argentino, 2:48 p.
- Lowe, R.T., 1840. Description of certain new species of Madeiran fishes, with additional information relating to those already described. Proc.Zool.Soc.Lond., 8:36-9
- Lowry, L.F. & K.J. Frost, 1981. Distribution, growth, and foods of Arctic cod (*Boreogadus saida*) in the Bering, Chukchi, and Beaufort seas. Can.Field-Nat., 95(2): 186-91
- Makhotin, V.V. & S.G. Soin, 1974. (Comparative features of the development of Gadidae of the White Sea.) In Biologiya promyslovykh ryb i bespozvonochnykh na rannikh stadiyakh razvitya. (the biology of commercial fishes and invertebrates in the early stages of growth.)
- Makushok, M., 1964. O vidovom tozhdestve *Nematonurus longifilis* (Günther, 1877) i *N. clarki* (Jordan et Gilbert, 1898) i nekotoryye zamechaniya o vostastnoy izmenchivosti u Macruridae (Pisces). [Species identity of *Nematonurus longifilis* (Günther, 1877) and *N. clarki* (Jordan and Gilbert, 1898) and some notes on age variations in Macruridae (Pisces).] Trudy Instituta Okeanologii Akademii Nauk SSSR, vol. 73, pp. 139-62 (In Russian with English summary). (Also translated into English by US Fish and Wildlife Service, Seattle, Washington)
-, 1967. Whiptails (family Macrouridae or Coryphaenoididae Acut). Chapter IV. In, V.G. Kort (chief editor), Tikhiy Okean, Biologiya Tikhogo Okeana, Kn. III, Ryby Otkrytykh Vod, (Biology of the Pacific Ocean, Book III, Fishes of the open waters), pp. 3-273, Moscow. (Translated from Russian, United States Naval Oceanographic Office, Translation no.528, Washington, DC)
-, 1972. Rattail (Macrouridae, Pisces) of the Antarctic (according to sampling by the R/V Ob', 1956-1963) [Dolgokhvosty (Macrouridae, Pisces) Antarktidi (po sboram d/e "Ob'" 1956-1963)] Acad.Sci.USSR, Proc.Inst.Oceanology, vol. 93, pp. 250-76. [Transl. from Russian by Office of International Fisheries, National Marine Fisheries Service, NOAA, US Dept.Commerce, Washington, DC 20235. IPST 65195, TT 72-50100.]
-, 1976. The new rattail *Coryphaenoides subserrulatus* sp.n. (Macrouridae, Osteichthys) from the area south of New Zealand. pp. 144-55. In, Biology and distribution of tropical deep-sea fishes. N.V. Parin, ed. Tr.Inst.Okeanol.Akad.Nauk SSR, Moscow. 104, 226 pp. (In Russian)
- Malm, A.W., 1877. Goteborg och Bohuslans fauna. Goteborg, Ryggrasbjuren, pp. 674

- Malyshev, V.I., 1980.** Feeding of the whiting *Odontogadus merlangus* (L.) from the North Sea. Pitanie Merlang *Odontogadus merlangus* (L.) Severnogo Morya. In, [Studies of the biological resources of the Atlantic ocean.] Issledovaniya biologicheskikh resursov atlanticheskogo okean. Edited by S.M. Overko. Atlantniro, Kaliningrad (USSR), 1980, pp. 66-73
- Mann, F.G., 1954.** El mar chileno y sus regiones biogeográficas. Inv.Zool.Chilenas, Santiago, 2(5):57/85
- Mansfield, A.W., 1975.** Marine ecology in Arctic Canada, p. 11-27-11-47. In Proceedings of the circumpolar conference on northern ecology, September 15-18, 1975, Ottawa. National Research Council of Canada, Ottawa
- Manteifel, B.P., 1943.** Saika i ee promysel. (The Arctic cod and its fishery.) Arkhangel'sk. 32 p.
-, **1945.** Navaga Belogo morya i ee promyse). [The White Sea navaga and its fishery.] Izd.Polyarnogo Nauchno-Issled.Inst.Morsk.Rybn.Khoz.Okeanogr., Archangel. 44 p.
- Mari, A. & R. Dominguez, 1979.** [Distribution, age and growth of the silver hake (*Merluccius bilinearis*) on the Nova Scotian Shelf]. Distribución. edad y crecimiento de la merluza plateada (*Merluccius bilinearis*) en la plataforma de Nueva Escocia. Rev.Cub.Invest.Pesq, vol. 4, no. 2. pp. 78-106
- Marini, T.L., 1933.** La merluza argentina. Rev.Physis, Buenos Aires, 11:321-6
- Markle, D.F., 1982.** Identification of larval and juvenile Canadian Atlantic gadoids with comments on systematics of gadid subfamilies. Can.Journ.Zool., 60:3420-38
- Marshall, N.B., 1964.** Bathypelagic macrourid fishes. Copeia, 1964(1):86-93
-, **1965.** Systematic and biological studies of the macrourid fishes, Anacanthini-Teleostii. Deep-Sea Res., 12(3):299-322
-, **1966.** The relationships of the anacanthine fishes, *Macruronus*, *Lyconus*, and *Steindachneria*. Copeia, 1966:275-80
-, **1973.** Family Macrouridae. In Cohen, D.M. (ed.), Fishes of the Western North Atlantic. Mem.Sears Found.Mar.Res., no. 1, pt.6, pp. 496-665
- Marshall, N.B. & D.M. Cohen, 1973.** Order Anacanthini (Gadiformes). In Cohen, D.M. (ed.) Fishes of the Western North Atlantic. Mem.Sears Found.Mar.Res no. 1 part 6, pp. 479-95
- Marshall, N.B. & T. Iwamoto, 1973.** Genus *Coelorinchus* (p. 538-563). Genus *Coryphaenoides* (p. 565-580). Genus *Hymenocephalus* (p. 601-612), Genus *Nezumia* (p. 624-649) in Cohen D.M. (ed.) Fishes of the Western North Atlantic. Mem.Sears Found.Mar.Res., no. 1 part 6
- Marshall, N.B. & N.R. Merrett, 1977.** The existence of a bathypelagic fauna in the deep-sea. A voyage of discovery: G. Deacon 70th anniversary volume. Pergamon Press Ltd., Oxford, 1977, pp. 483-497
- Marshall, N.B. & A.V. Taning, 1966.** The bathypelagic macrourid fish *Macrouroides inflaticeps* Smith and Radcliffe. Dana-Rep., 69, 6 pp., 1 pl.
- Maslov, N.A., 1960.** [Soviet studies on the biology and cod and other bottom fishes in the Barents Sea.] p. 185-231. In [Soviet-fishery investigations in European northern seas.] Vsesoyuznogo Nauchno-Issledovatel'skogo Instituta Morskogo Rybnogo Khozyaistvai Okeanografii - Polyarnyi Nauchno-Issledovatel'skii i Proetknyi Institut Morskogo Rybnogo Khozyaistva i Okeanografiik Moscow
- Masuda, H. et al., 1984.** The fishes of the Japanese Archipelago, Tokyo. Tokai Univ. Press, 2 vols pp. 437, 370 pls. Tokyo
- Mathews, C.P., 1975.** Some observations on the ecology and the population dynamics of *Merluccius angustimanus* in the South Gulf of California. J.Fish.Biol., 7(1):83-94
-, **1985.** Meristic studies of the Gulf of California species of *Merluccius*, with a description of a new species. Journ.Nat.Hist., 1985, 19:697-718
- Matsubara, K., 1938.** Studies on the deep-sea fishes of Japan. IX. Description of a new gadid fish. Bull.Jap.Soc.Sci.Fish., Vol. 7, no. 2:61-62

-, 1943. Ichthyological annotations from the depth of the sea of Japan. ix. On three new macrouroid fishes referable to the genera *Coelorhynchus* and *Lionurus*. Jour.Sigenkagaku Kenkvsyō, 1(2):144-152,figs6-9
-, 1955. Fish morphology and hierarchy. Part I, II and III. Ishizaki Shoten, Tokyo, Japan, pp. 791-1605 (In Japanese).
- Maul, G.E., 1951. Monografia dos Peixes do Museu Municipal do Funchal. Bol.Mus.Municipal Funchal, 5(12):43-55
- McAllister, D.E., 1975. Ecology of the marine fishes of Arctic Canada, p. II-51 - II-65. In Proceedings of the circumpolar conference on northern ecology, September 15-18, 1975, Ottawa. National Research Council of Canada, Ottawa
- McCann, C. & D.G. McKnight, 1980 The marine fauna of New Zealand: Macrourid fishes (Pisces: Gadidae). New Zealand Oceanogr.Inst.Mem., 61,91 pp.
- McCulloch, A.R., 1907. The results of deep sea investigation in the Tasman Sea. II. The expedition of the "Woy Woy". 1. Fishes and crustaceans from eight hundred fathoms. Rec.Aust.Mus.Syd., 6:345-55, pls 63-5
-, 1926. Report on some fishes obtained by the FIS "Endeavour" on the coasts of Queensland, New South Wales, Victoria, Tasmania, South and South-western Australia. Part V. Biological results of the fishing experiments carried on by the FIS "Endeavour" 1909-1914, 4(pt.5):157-216, pla. 43-56
- McKenzie, R.A., 1952. Greenland cod (*Gadus ogac*) in Miramichi Bay, New Brunswick. Copeia, 1952(3): 199-200
-, 1953. Arctic or polar cod, *Boreogadus saida*, in Miramichi Bay, New Brunswick. Copeia, 1953(4):238-9
- Merrett, N.G., 1978. On the identity and pelagic occurrence of larval and juvenile stages of rattail fishes (family Macrouridae) from 60°N. 20°W and 53°N. 20°W.. Deep-Sea Res., 25: 147-60
-, 1980. A new species of the deep-sea genus *Coelorinchus* Giorna (Macrouridae) from the eastern North Atlantic, with notes on its ecology. J.Fish.Bio., 17, pp. 553-564
-, 1983. A new species of the deep-sea fish genus *Coryphaenoides* Gunnerus (Macrouridae) from the tropical eastern North Atlantic and its relationship with *C. (Coryphaenoides) marshalli* Iwamoto, 1970. J.Fish.Bio., 22, 265-278
- Merrett, N.G. & N.B. Marshall, 1981. Observations on the ecology of deep-sea bottom-living fishes collected off northwest Africa (08°-27°N). Prog.Oceanogr., 9: 185-244
- Merrett, N., Y.I. Sazonov & Y.N. Shcherbachev, 1983. A new genus and species of rattail from the eastern North Atlantic and eastern Indian Ocean, with notes on its ecology. J.Fish Biol., 22:549-61
- Middleton, AL. & J. Musick, 1986. The abundance and distribution of the family Macrouridae (Pisces: Gadiformes) in the Norfolk Canyon area. Fishery Bulletin, Vol. 84, No. 1, 1986
- Mikodina, E.V., 1980. Structure of egg membranes of the mature eggs in some teleosteans. Ontogenez, 11(1):101-6
- Minding, J., 1832. Lehrbuch der Naturgeschichte der Fische. Berlin, pp. xii + 132
- Mitchill, S.L., 1814. Report in part on the fishes of New York. Trans.Lit.Phil.Soc., New York, I:7
-, 1818. Description of three species of fish. J.Acad.Nat.Sci.Phila., 1:407-12
- Mohr, H., 1973. Auswirkungen der Erdgas- und Erdölforderung auf die Fischerei in der Nordsee, Inf. Fischwirtsch., 23(1), 23-5
- Moles, A., 1982. Parasite-host records of Alaskan fishes. NOAA (Natl.Ocean.Atmos.Adm.), Tech.Rep.NMFS (Natl.Mar.Fish.Serv.) SSRF (Spec.Sci.Rep.Fish.),760:iii + 41 p.

- Monod, T., 1973. Contribution a l'établissement d'une classification fonctionnelle des engins de pêche. Bull. du Museum Nat. d'Histoire Naturelle, 3e serie, No. 156 Ecologie général
- Moser, H.G., et al. (eds), 1984. Ontogeny and Sytematics of Fishes. American Society of Ichthyologists and Herpetologists. Spec.Publ. No. 1, 760 pp.
- Moskalenko, B.K., 1960. O vostochno sibirskoit reske [On east-Siberian cod (*Arctogadus borisovi* Drajin)] Zool.Zhurn., 39: 1262-63
-, 1964. O biologii polyarnoi treski (saiki) *Boreogadus saida* (Lepechin). [On the biology of the polar cod (*Boreogadus saida*).] Vopr.Ikhtiolo., 4(3):435-443 (Translated by Alaska Department of fish and game)
- Motais, R., 1960. Quelques observations sur la biologie d'un Poisson abyssal *Trachyrinchus trachyrinchus* Risso et sur les conditions de vie en mer profonde. Bull.Inst.Oceanogr.Monaco, vol. 57, no. 1165: 1-79 p.
- Musick, J.A., 1973. A meristic and morphometric comparison of the hakes *Urophycis chuss* and *U. tenuis* (Pisces, Gadidae). Fish.Bull., 71:478-88
-, 1974. Seasonal distribution of sibling hakes, *Urophycis chuss* and *U. tenuis* (Pisces, Gadidae) in New England. Fish.Bull., 72:481-95
- Nachtigall, H., 1972. Völkerkunde, von Herodot bis Che Guevara. Naturvdlker werden Entwicklungsländer. Stuttgart
- Nadaud, J., (ed.), 1979. La pêche. Paris, 1979
- Nagabhushanam, A.K., 1964. On the biology of the whiting, *Gadus merlangus*, in Manx waters. J.Mar.Biol. Ass.UK, 44: 177-202
- Nakamura, I. (ed.), 1986. Important fishes trawled off Patagonia. Japan Marine Fishery Resource Research Center, Tokyo, 369 pp.
- Nakaya, K., K. Amaoka & K. Abe, 1980. A review of the genus *Lepidion* (Gadiformes, Moridae) from the Northwestern Pacific. Japanese Journal of Ichthyology, Vol.27, No.1 :41
- Nelson, J.S., 1984. Fishes of the world (2nd ed.). New York, John Wiley and Sons, pp. 523
- Nelson, M.O. & H.A. Larkins, 1970. Distribution and biology of Pacific hake: A synopsis. Circ.US.Fish. Wild. Serv., 332:23-33
- Newman, G., 1977. The living marine resources of the southeast Atlantic. FAO Fish.Tech.Pap., FIR/T178 (En): 1-59
- Nielsen, J.G. & J.M. Jensen, 1967. Revision of the Arctic cod genus, *Arctogadus* (Pisces, Gadidae). Medd. Gronland, 184(2): 1-26
- Niggol, I. 1982. Data on fish species from Bering Sea and Gulf of Alaska. U.S.Dep.Commer, NOAA Tech.Memo.NMFS F/NWC-29, 125 p.
- Nikolskii, G.V. (ed.), 1954. Chastnaya ikhtiologiya. (Special ichthyology.) Gosudarstvennoe izdatel'stvo "Sovetskaya nauka", Moskva. 459 p. [IPST (Israel Program for Scientific Translations), 1961, 538 P.]
- Nodzynski, J. & C. Zukowski, 1971. Biological and technological characteristics of grenadier family fishes (Macrouridae) of the Northwestern Atlantic. [Biologiczna i technologiczna charakterystyka ryb bulawikowatych polnocno-zachodniego Atlantyku.] Studia i Materialy, ser.D, no. 5:1-45 (transl.from Polish)
- Nolf, D. & E. Steurbaut, 1989a. Evidence from otoliths for establishing relationships between gadiforms and other groups. In Cohen, D.M. Papers on the systematics of gadiform fishes. Spec.Pub. Nat.Hist.Mus. Los Angeles Co.,no. 32 pp. 37-45
-, 1989b. Importance and restrictions of the otolith-based fossil record of gadiform and ophidiiform fishes. In Cohen, D.M. Papers on the systematics of gadiform fishes. Spec.Pub.Nat.Hist.Mus.Los Angeles Co., no. 32 pp. 47-58

- Norman, J.R., 1937a.** Coast fishes. Part 2. The Patagonian region. Discovery Rept., 16:49-50, pls 1-5
-, **1937b.** Fishes. BANZ Antarctic Research Expedition 1929-1931 under the command of Douglas Mawson, Kt., OBE, BE, D.Sc., FRS Reports ser. B (Zool.Bot.), vol. 1, pt 2:49-88
-, **1939.** Fishes. Sci.Rep.John Murray Exped. 1933-1934, 7(Zool.)(1): 1-116
- Novikov, N.P., 1970.** Biology of *Chalinura pectoralis* in the North Pacific. In, P.A. Moiseev (ed.), Soviet fisheries investigations in the northeastern Pacific. Part V. Proceedings of the All-Union Scientific Research Institute of Marine Fisheries and Oceanography (VNIRO), vol.70, and Proceedings of the Pacific Scientific Research Institute of fisheries and Oceanography (TINRO), Vol.72. pp.304-31 (English translation by Israel Program for Scientific Translations, Jerusalem, 1972)
- Nybelin, O., 1948.** Fishes collected by the "Skagerak" Expedition in the eastern Atlantic, 1946. Goteborgs VetenskSomh.Handl., (B)5(16), 1948
-, **1957.** Deep-sea bottomfishes. Rep. of Swed. Deep-Sea Expedition, 1947-48, vol.2, Zoology, (20):247-345, pls. 1-7
- NN, 1951.** Fishing gear of the Caspian Sea. (ed.). Ministry of Fisheries, Moscow (in Russian)
-, **1952.** Fishing gear in the Azov Sea and in the Black Sea. Ministry of Fisheries. Moscow, 1952 (in Russian)
-, **1953.** Handbook of fishing gear in Siam. Bangkok, (in Thai)
- Okamura, O., 1963.** Two new and one rare macrourid fishes of the genera *Coelorhynchus* and *Lionurus*, found in Japan waters. Bull.Misaki Mar.Biol.Instit., Kyoto University, 4:21-35
-, **1970a.** Fauna Japonica. Macrourina (Pisces). Academic Press, Tokyo. 216 pp., 64 pls
-, **1970b.** Studies on the macrouroid fishes of Japan. Morphology, ecology and phylogeny. Rep.USAMar.Biol.Sta., 17(10-2):1-179
-, **1989.** Relationships of the suborder Macrouroidei and related groups, with comments on Merlucciidae and *Steindachneria*. In D.M. Cohen. Papers on the systematics of gadiform fishes. Spec.Pub.Nat.Hist.Mus.Los Angeles Co., no. 32, pp. 129-142
- Okamura, O. & T. Kitajima (eds), 1984.** Fishes of the Okinawa trough and the adjacent waters. I. The intensive research of unexploited fishery resources on continental slopes. Japan Fish.Res. Cons.Assoc., Tokyo, 414 pp.
- Okamura, O., K. Amaoka & F. Mitani (eds), 1982.** Fishes of the Kyushu-Palau Ridge and Tosa Bay. Japan Fish.Res.Cons.Assoc., Tokyo, 435 pp.
- Okazaki, A., 1971.** Seaweeds and their uses in Japan. Tokyo
- Olsen, S., 1962.** Observations on polar cod in the Barents Sea. Int.Counc.Explor.Sea CM., 35:3 p. + 2 tables
- Osuga, D.T., R.E. Feeney & Y. Yeh, 1980.** Confunctional activities of two different antifreeze proteins: the antifreeze glycoprotein from polar fish and the nonglycoprotein from a Newfoundland fish. Comp.Biochem.Physiol.B., 65:403-6
- Parin, N.V. & Y.I. Sazonov, 1982.** Deep-sea fishes collected during a cruise of R/V "Professor Mesyatzev" along the Peruvian coasts in 1972. In Parin, N.V. (ed.), Poorly known fishes of the open ocean. Inst.Oceanol.Acad.Sci.USSR, pp. 79-91 (in Russian)
-, **1983.** Deep-sea fishes collected during a cruise of R/V "Professor Mesiatzev" along the Peruvian coast in 1972. In Insufficiently studied fishes of the open ocean. Inst.Okeanol. Akad.Nauk SSSR, Moscow, pp. 79-91 (in Russian)
-, **1990.** A new species of the genus *Laemonema* (Moridae, Gadiformes) from the tropical southeastern Pacific. Jap.J.Ichthyol., vol. 37, no. 1:6-9

- Parin, N.V. *et al.*, 1980. Fishes from the Nazca and Sala-y-Gomez underwater ridges collected in cruise of R/V "Ikhtiandr." pp. 5-18. In Parin, N.V. (ed), Fishes of the open ocean. Inst.Okeanol.Akad.Nauk SSSR. Moscow, 120 pp. (in Russian)
- Parr, A.E., 1946. The Macrouridae of the western North Atlantic and Central American seas. Bull.Bino.Oceanogr.Coll., Yale Univ., 10(1):1-99
- Parulekar, A.H. & D.V. Bal, 1969. Observations on the seasonal changes in the chemical composition of *Bregmaceros maclellandi* (Thompson). J.Univ.Bombay, Science, 38:88-92
- Patterson, C. & D.E. Rosen, 1989. The Paracanthopterygii revised: order and disorder. In Cohen, D.M. (ed.), Papers on the Systematics of Gadiform fishes, No. 32. Spec.Pub.Nat.Hist.Mus.Los.Angeles.Co., no 32, pp. 5-36
- Paulin, C.D., 1983. A revision of the family Moridae (Pisces: Anacanthini) within the New Zealand region. Nat.Mus.N.Zealand, Rec., 2(9):81-126
-, 1986. A new genus and species of morid fish from shallow coastal waters of southern Australia. Mem.Mus.Victoria, 47:201-6
-, 1989. Review of the morid genera *Gadella*, *Physiculus* and *Salilota* (Teleostei:Gadiformes) with descriptions of seven new species. New Zealand J.Zool., Vol. 16:93-133
- Paxton, J.R. *et al.*, 1989. Petromyzontidae to Carangidae. In D.W. Walton and R. Longmore(eds). Zoological Catalogue of Australia, Pisces, Vol. 7,Aust.Govern.Publ.Serv., Canberra
- Pearcy, W.C. & J. Ambler, 1974. Food habits of deep-sea macrourid fishes off the Oregon coast. Deep-Sea Res., 30:427-40
- Pechenik, L.N., V.P. Ponomarenko & L.I. Shepel, 1973. Biologiya i promysel sayki Barentseva Morya. (the biology and fishing of the Arctic cod of the Barents Sea.) Pishchevay prom-St', Moscow
- Pennington, F., 1979. The Japanese have many ways to catch the giant octopus. Fish.News Int., 18 (11) 56-57
- Pequeño, G., 1971. Sinopsis de Macrouriformes de Chile. Bol.Mus.Nac.Hist.Nat.Chile, 32:269-98
- Pinhorn, P.T. (ed.), 1976. Living marine resources of Newfoundland-Labrador: status and potential. Bull.Fish.Res.Board Can., 194, 64 p.
- Poll, M., 1953. Poissons: III. Teleosteens Malacopterygiens. Res.Sci.Exped.Oceanogr.Belge eaux côtières Africains de l'Atlant.Sud (1948-1949), 4(2): 1-258
- Ponomarenko, V. P.,1968. Some data on the distribution and migrations of polar cod in the seas of the Soviet Arctic. Rapp.P.V.Reun.Cons.Int.Explor.Mer, 158:131-5
- Poulsen, E.M., 1957. The hake fisheries off the west coast of Chile. Proc.Eighth Pac.Sci.Cong., 3:241-5
- Quast, J.C., 1970. The Pacific cod. Systematic relationships, biology and fishery. In Geo-economics of cod-fisheries. L'Ecole Pratique des Hautes Etudes, Paris, pp. 242-254
- Quero, J.-C., 1973. Les merlus d'Afrique du Sud et leur pêche. Rev.Trav.Inst.Pêches Marit., 37(1): 117-36
-, 1984. Les poissons de mer des pêches francaises. Jacques Grandes, editeur, Paris
- Radcliffe, L., 1912. Descriptions of a new family, two new genera, and twenty-nine new species of anacanthine fishes from the Philippine Islands and contiguous waters. Proc.US Natl.Mus., 43:105-40, ps 22-31
- Rafinesque, S., 1810. Caratteri di alcuni nuovi generi e nuove specie di animali e piante della Sicilia, con varie osservazioni sopra, 'medesimi'. Palermo, pp. 105 (Reprint A.Asher, Amsterdam, 1967)
- Raitt, D.F.S., 1968a. Synopsis of biological data on the Norway pout, *Trisopterus esmarkii* (Nilsson, 1855). FAO Fish.Synops., (33). Rev. 1
-, 1968b. Synopsis of biological data on the blue whiting *Micromesistius poutassou* (Risso, 1810). FAO Fish.Synops., (34) Rev. 1

- Rannou, 1976.** Age et croissance d'un Poisson bathyal: *Nezumia sclerorhynchus* (Macrouridae, Gadiformes) de la mer d'Alboran. Cahiers de biologie marine, xvii, 1976, pp. 413-421
- Rass, T.S., 1954.** Contribution to the study of Pacific Ocean Moridae. Trudy Inst.Okean., 11:56-61 (Transl. for US Nat.Sci.Found.Dept.Interior by Israel Prog.Sci.Transl.OTS60-51040)
- Regan. C.T., 1903** On the systematic position and classification of the gadoid or anacanthine fishes. Ann.Mag.Nat.Hist., ser.7, 11(65):459-66
-, **1913.** The Antarctic fishes of the Scottish National Antarctic Expedition. Trans.R.Soc.Edinb., 49(pt.2)(2):229-92, pls 1-11
-, **1921.** New fishes from deep water off the coast of Natal. Ann.Mag.Nat.Hist., ser.9, vol.7
- Renaud,C.B., 1989.** Systematics of *Gadus*: a preliminary view. In Cohen (ed.). Papers on the Systematics of Gadiform Fishes. Spec.Pub.Nat.Hist.Mus., Los Angeles Co., No. 32, pp. 237-242
- Ribeiro, A. de M., 1915.** Merlucciidae. In 'Fauna Brasiliense'. Peixes (eleutherobranchios aspirphoros). Physoclisti. Arch.Mus.Nac., Rio de J.
- Ricciuti, E.R., 1973.** Menschenhai und Mördermuschel (Killers of the seas). Hannover
- Richardson, J., 1839.** Account of a collection of fish from Port Arthur, Van Diemen's land. Proc.Zool.Soc. Lond., III, pp. 95-100
-, **1841.** Descriptions of Australian fish. Trans.Zool.Soc.Lond., 3, pp. 133-184,8 pls
- Risso, A., 1826.** Histoire naturelle des principales productions de l'Europe méridionale et particulièrement de celles des environs de Nice et des alpes maritimes. Vol. III, Paris et Strasbourg, pp. xvi + 486
- Robb. A.P., 1982.** Histological observations on the reproductive biology of the haddock *Melanogrammus aeglefinus* (L.). J.Fish.Biol., 20(4):397-408
- Robinson, K.E., D.E. McAllister & M.B. Steigerwald, 1981.** Bibliography of the marine fishes of Arctic Canada, 1771-1979. Nat.Mus.Nat.Hist.Ottawa,159 p.
- Rohr, B.A. & E.-J. Gutherz, 1977.** Biology of offshore hake, *Merluccius albidus* in the Gulf of Mexico. Fish.Bull., 75(1):147-58
- Rosen, D.E. & C. Patterson, 1969.** The structure and relationships of the Paracanthopterygian fishes. Bull.Amer.Mus.Nat.Hist., 141:357-474
- Roule, L. & F. Angel, 1933.** Poissons provenant des campagnes du Prince Albert 1er de Monaco. Rés.Camp. sci Monaco, 86:1-116, pls. 1-4
- Safronov, S.N., 1981.** Struktura i chislennost' populyatsii tikhaokeanskioi navagi v pribrezhnykh vodeh Sakhalina i Kuril'skikh Ostravov. [Population structure and abundance of saffron cod from the coastal waters of Sakhalin and the Kuril Is.] Rybn.Khoz., (6):32-35
- Sahrhage, D., 1986.** Wirtschaftlich wichtige Grenadierfische des Nordatlantiks. Mitt.Inst.Seefisch., Hamburg, no.37, 81 pp.
- Sawada, 1983.** In Amaoka *et al.* (eds). Fishes from the north eastern Sea of Japan and the Okhotsk Sea off Hokkaido. Japan Fish.Res.Cons.Ass.Tokyo, 317 pp.
- Sazonov, Y.I., 1981.** *Idioloophorhynchus* Andriashev, Gen et Sp N. (Osteichthyes, Macrouridae) from the Australia-New Zealand Region. Zool.Zhurn., Tome 60, vol. 9:1357-1363
-, **1985.** Two new macrourid species (Gadiformes) from northern Pacific seamounts. (in Russian with English summary.) Voprosy Ikhtiologii, no. 5:719-27
- Sazonov, Y.I. & Y.N. Shcherbachev, 1982.** A preliminary review of grenadiers related to the genus *Cetonurus* Günther (Gadiformes, Macrouridae). Descriptions of new taxa related to the genera *Cetonurus* Günther and *Kumba* Marshall (in Russian, with English summary.) Voprosy Ikhtiologii, Akad.Nauk SSR, 22(5):707-21, figs 1-4

- Sazonov, Y.I. & Y.N. Shcherbachev, 1986. A new species of the genus *Terophycis* (Gadiformes, Moridae) from the thalassobathyal zone of southern hemisphere. Zool.Zhurn., 65: 1099-103
- Schmidt, E.J., 1914. *Gadiculus argenteus*, and *Gadiculus thori*. Mindeskr. Japetus Steenstrups Fods, 14:9 p.
- Schneider, M., 1969. The fishes Isles and North Mcmillan, London Toronto, 613 p.
- Schultz, L.P. & A.D. Welander, 1935. A review of the cods of the northeastern Pacific with comparative notes on related species. Copeia, 1935: 127-39
- Scott, J.S., 1982. Distribution of juvenile haddock around Sable Island on the Scotian Shelf. J.Northwest Atl.Fish.Scil., vol.3, no.1, pp. 87-90
- Scott, W.B. & E.J. Crossman, 1973. Freshwater fishes of Canada. Fish.Res.Board Can.Bull., 184,966 p.
- Sekerak, A.D., 1982. Summary of the natural history and ecology of the Arctic cod (*Boreogadus saida*). In Environmental assessment of the Alaskan Continental Shelf. Annual report of the principal investigators. BLM/NOAA, OCSEAP, Boulder, Co. (*B. saida*, *E. gracilis*, Beaufort Sea, Chukchi Sea, Bering Sea, Canada (Arctic) (general notes), Distribution, Ecology, Food and Feeding)
- Shcherbachev, Y. N., Y.I. Sazonov & A.S. Piotrovsky, 1979. Occurrence of *Trachonurus villosus* (Günther) and *Mesobius* (Hubbs et Iwamoto) (Macrouridae, Osteichthyes) in the Indian Ocean. Voprosy Iktiologii, Akad.Nauk SSSR, 19:20-8, figs. 1-2 (in Russian)
- Shcherbachev, Y. N. et al., 1986. Mesobenthic and mesobenthopelagic fishes from submarine rises in the western Indian Ocean. Tr.Inst.Okeanol., Akad. Nauk SSSR, 121:195-214 (in Russian)
- Shleinik, V.N., 1973. Distribution and age-length composition of polar cod of the Barents Sea in 1971. Ann.Biol., 28: 131-2
- Shuntov, V.P. (ed.), 1980. Seasonal dynamics of food relations of the wall-eye pollock and the asian greenling in Primor'ye. Sezonnaya Dinamika Pishchevykh Otnoshenij Mintayai Yuzhnogo Odnoperogo Terpuga v Vodakh Primor'ya. V.G. Markotsev. In Biological resources of the Kuroshio and adjacent waters. Biologicheskoe resursy korosio i sopredel'nykh vod. Izv.Tinro., vol.104, pp. 109-12
- Small, G.J., 1981. A review of the bathyal fish genus *Antimora* (Moridae: Gadiformes). Proc.Calif.Acad.Sci., vol. 42, No. 13:341-348
- Smith, H.M.- & L Radcliffe, 1912. In Radcliffe, L. Descriptions of a new family, two new genera and twenty-nine new species of Anacanthine fishes from the Philippine Islands and contiguous waters. Proc.US Natl.Mus., 43: 105-40, pls 22-31
- Smith, J.L.B., 1935. New and little known fishes from South Africa. Rec.Alb.Mus.Grahamstown S.A., vol.4, pp. 175-177
-, 1949. The sea fishes of southern Africa. Central News Agency, Ltd., South Africa 550 pp.
-, 1953. The sea fishes of southern Africa. Central News Agency, Ltd., 3rd ed., 564 pp.
-, 1965. The sea fishes of southern Africa (5th ed.), Central News Agency Ltd., Cape Town, pp. 580
- Sorbe, J.C., 1980. Regime alimentaire de *Micromesistius poutassou* (Risso, 1826) dans le sud du Golfe de Gascogne. Rev.Trav.Inst.Pêches Marit., Nantes, 44(30):245-55
- Stein, D., 1985. Towing large nets by single warp at abyssal depths: methods and biological results. Deep-sea Res., 32(2): 183-200
- Steindachner, F. & L. Doderlein, 1887. Beiträge zur Kenntniss der Fische Japans I-IV. Denk.Nat.Ak.-Wiss.Wien. 43:257-296, 4 pls
- Svetovidov, A.N., 1937. Über die Klassifikation der Gadiformes order Anacanthini. Bulletin of the Academy of Sciences of the URSS (Biology), 4: 1281-8
-, 1948. Treskoobraznye [Gadiformes]. Fauna SSSR, Zoologicheskii Institut Akademi Nauk SSSR (n.s.) 34, Ryby [Fishes] 9,4:1-222 [in Russian; English translation, 1962, Jerusalem: Israel Program for scientific translations, 304 p.].

- Svetovidov, A.N., 1956. The Atlantic origin of some groups of fishes. Proc. 14th International Congress of Zoology, Copenhagen 1953, pp. 118-124
-, 1959. A note on *Theragra finmarchica* Koefoed. Univ.Bergen Arbok, Naturvitenskapelig rekke, Nr 11
-, 1965. On the specific differences between the European and the North Pacific *Eleginus* species and the systematic position of the form of Arctic Alaska and Canada. Zool.Zhurn., 44:2220-7
-, 1973. *Merluccius merluccius*. In FAO species identification sheets for fishery purposes. Mediterranean and Black Sea (Fishing Area 37), W. Fischer (ed.). FAO, Rome, Vol. 1, pp.2
-, 1986. Review of the three-bearded rocklings of the genus *Gaidropsarus* Rafinesque, 1810 (Gadidae) with description of a new species. Journal of Ichthyology, 62(1):115-35 (transl. of an article in Voprosy)
- Swainson, W., 1838. On the natural history and classification of fishes, amphibians and reptiles or mono-cardian animals. London, Vol. 1, pp. 368
- Templeman, W., 1970. A review of the morid fish genus *Lepidion* of the North Atlantic with first records of *Lepidion eques* from the western North Atlantic. J.Fish.Res.Board Can., 27:457-89
-, 1981. Vertebral numbers in Atlantic cod, *Gadus morhua*, of the Newfoundland and adjacent areas, 1947-71, and their use for delineating cod stocks. J.Northw.Atl.Fish.Sci., vol.2, pp.21-45
- Thompson, W.F., 1916. Fishes collected by the United States Bureau of Fisheries Steamer "Albatross" during 1888, between Montevideo, Uruguay, and Tome, Chile, on the voyage through the Straits of Magellan. Proc.U.S.Natl.Mus., 50:401-476, pls 2-6
- Thomson, D.B., 1981. Seine fishing; bottom fishing with rope warps and wing trawls. Fishing News Books Ltd. Farnham,UK
- Thorsteinsson, G., 1965. Fangmethoden in der Kabeljauwirtschaft. Protak.Fischerei tech., IX, 43:288-381
- Trunov, I.A., 1980. *Haplomacrourus nudirostris* gen. et sp. n. (Osteichthyes, Macrouridae), a new genus and species of rat-tails. Journal of Ichthyology, t. 20, vol. 1 (120), USSR
-, 1981. *Paracumba maculisquama*, a new genus and species of Macrourid family from southern Atlantic (Macrouridae). Voprosy Ikhtiologii. Vol. 21, fast. 1(126), 1981:28-36
-, 1983. A description of some species of the genus *Coelorinchus* (Macrouridae) from the southeastern Atlantic Ocean. J.Ichthyol., 23(6):13-23 (orig.publ.Voprosy Ikhtiologii)
-, 1984. A description of some species of the genus *Coelorinchus* Giorna (Osteichthyes, Macrouridae) from the southeastern Atlantic Ocean. Report 2. J.Ichthyol., 24(2):132-46 (orig.publ.Voprosy Ikhtiologii vol. 24,3, 1984, pp. 355-367)
-, 1989. Fishes of the family Moridae from the southeastern Atlantic (Genera *Laemonema* and *Momonatira*). J.Ichthyol., vol. 29, no. 3:91-97 [Translation of original article in Voprosy Ikhtiologii], 29(2):179-185
-, 1990. Fishes of the family Moridae from the southeast Atlantic (*Paralaemonema* gen. et spp. n.). Voprosy Ikhtiologii, vol. 30, no. 2: 192-200
- Trunov, I.A. & W.V. Konstantinov, 1985. Collection of the whiptail, *Coryphaenoides subserrulatus* (Macrouridae), off the southeast coast of South America. J.Ichthyol., 25(2):130-3 (orig.publ. Voprosy Ikhtiologii vol. 25, no.1, 1985, pp. 153-5)
-, 1986. *Macrourus carinatus* (Günther, 1878) and *M. holotrachys* Günther (Macrouridae) as separate species. Proc.Zool.Inst.Leningrad, vol. 153:125-35 (in Russian, with English abstract)
- Umali. A.F., 1950. Guide to the classification of fishing gear in the Philippines. Fish Wildl.Ser., Res.Rep., 17, Washington

- Uyeno, T., K. **Matsuura & E. Fujii (eds), 1983.** Fishes trawled off Suriname and French Guiana. Japan Mar.Fish.Resource Research Center, Tokyo. 519 p.
- Vaillant, L.L., **1888** Expeditions scientifiques du TRAVAILLEUR et du TALISMAN pendant les années 1880, 1881, 1882, 1883. Poissons. Paris, France, 406 pp, pls 1-28
- Van Voorhies, W.V., J.A. Raymond & A.L. De Vries, **1978.** Glycoproteins as biological anti-freeze agents in the cod, **Gadus ogac** (Richardson). Physiol.Zool., 51(4):347-53
- Vergara, R., **1978.** Merlucciidae. In FAO species identification sheets for fishery purposes. Western Central Atlantic (Fishing Area 31), W. Fischer (ed.). FAO, Rome, vol. III, pp. 4
- Vinciguerra, D., **1879.** Appunti ittologici. II. Intorno ai **Macrurus** del Golfo di Genova. Annali del Museo Civico. Vol. XIV, pp. 609-627. pl. II
- Voss, G.L., **1975.** Cephalopod resources of the world. FAO Fisheries Reports 170. Rome
- Vrooman, A.M. & P.A. Paloma, **1976.** Dwarf hake off the coast of Baja California, Mexico. Calif.Coop.Oceanic Fish.Inv.Pep., 19:67-72
- Waite, E.R., **1911.** Scientific results of the New Zealand government trawling expedition, 1907. Pisces. Rec.Canterbury Mus., 1(3): 157-272
-, **1916.** Fishes. Australasian Antarctic Expedition 1911-1914. Sci.Rep.ser.C (Zool., Bot.), vol.3, pt. 1
- Walker, M.H., **1972.** The biology of the southern rock cod **Physiculus barbatus** Günther (Gadiformes, Teleostei). Tasmanian Fish.Res., 6(1): 1-18, (2): 16-23
- Walters, V., **1955** Fishes of the western Arctic, Arctic America and eastern Arctic Siberia. Bull.Am.Mus. Nat.Hist., 106(5):297-303
- Weber, M., **1913.** Die Fische der SIBOGA-Expedition. Siboga Exped., 57:1-179, pls 1-12
- Weber, M. & L.F. de Beaufort, **1929.** The fishes of the Indo-Australian archipelago, vol. 5. E.J.Brill, Leiden. 458 p.
- Wenner, C.A., **1983.** Biology of the longfin hake, **Phycis chesteri** in the western North Atlantic. Biological Oceanog., 3:41-75
- Wenner, C.A. & J.A. Musick, **1977.** Biology of the morid fish **Antimora rostrata** in the western North Atlantic. J.Fish.Res.Board Can., 34:2362-8
- Wheeler, A., **1969.** The fishes of the British Isles and northwest Europe. Macmillan and Co. Ltd., London, 613 p.
-, **1978.** Key to the fishes of northern Europe. Frederick Warne Ltd., London
- Whitley, G.P., **1937.** Further ichthyological miscellanea. Mem.Queensland Mus., 1 (2): 113-44
- Williams, F., **1968** Report on the Guinean Trawling Survey.Vol. I. General report. OAU/STRC Publ., 99: 1-828
- Wilson, R.R. Jr. & K.L. Smith, **1984.** Effect of near-bottom currents on detection of bait by the abyssal grenadier fishes **Coryphaenoides** spp., recorded in situ with a video camera on a free vehicle. MarBiol., 84:83-91, figs 1-3
- Wilson, R.R. Jr. & R.W. Waples, **1983.** Distribution, morphology and biochemical genetics of **Coryphaenoides armatus** and **C. yaquinae** (Pisces: Macrouridae) in the central and eastern North Pacific. Deep-Sea Res., 130: 1127-45
-, **1984.** Electrophoretic and biometric variability in the abyssal grenadier **Coryphaenoides armatus** of the western North Atlantic, eastern South Pacific and eastern North Pacific oceans. Mar.Biol., 80:227-37
- Wise, J.P., **1961.** Synopsis of biological data on cod **Gadus morhua** Linnaeus 1758. FAO Fish.Biol.Synopsis, 21
-, **1963.** Bibliography on the biology of the cod, **Gadus morhua** and related species. Fish.Bull.US Fish Wildl.Serv., 62:483-538

- Wolotira, R.J.,** 1985. Saffron cod, *Eleginus gracilis*, in western Alaska: The resource and its potential. NOAA Tech.Memo, 126 pp.
- Wood, E.J.F. & R.E. Johannes,** 1975. Tropical marine pollution. Amsterdam, 1975
- Wood-Mason, J. & A. Alcock,** 1891. Natural history notes from H.M. Indian marine survey steamer "Investigator". Ser.II, No. 1. On the results of deep-sea dredging during the seasons 1890-91. Ann.Mag.nat. Hist. Ser.6,8(44): 119-138, pls. 7-8
- Yabe, M., D.M. Cohen, K. Wakabayashi & T. Iwamoto,**1981. Fishes new to the eastern Bering Sea. Fish.Bull., 79(2):353-356
- Yatou,** 1984. In Okamura, O. & T. Kitajima (eds). Fishes of the Okinawa trough and the adjacent waters. Vol. I. Japan Fish.Res.Cons.Assoc., Tokyo, 414 pp.
- Zeuner, F.,** 1967. Geschichte der Haustiere. Munich
- Zinkevich, V.N. & V.I. Sauskan,** 1968. On the biology and the fishing of the Patagonian hake. Ryb.Khoz., Moskva, (2):22-4 (English translation, 1968)
- Znamierowska - Prufferowa, M.,**1976. Bemerkungen zur traditionellen Fischerei in Polen. In: Solymas, E. (ed.) Studien zur europäischen traditionellen Fischerei. Bajai Dolgaratak, 3: 17-34
- Zugmayer, E.,** 1911. Poissons provenant des campagnes du yacht Princesse-Alice (1901-1910). Rés.Camp. sci. Monaco, 35:1-174, pls 1-6
- Zvyagina, O.A.,** 1961. Materialy po razmnozheniyu i razvitiy ryb morya Laptevykh. 1. Vostochnosibirskaya treska (*Arctogadus borisovi*, Gadidae). (On the reproduction and development of fish in the Laptev Sea. 1. East Siberian cod, *Arctogadus borisovi*, Gadidae.) Tr.Inst.Okeanol.Akad.Nauk SSSR, 43:320-7

5. INDEX OF SCIENTIFIC AND VERNACULAR NAMES

A

Abadejo	70	<i>albus, Merlangus</i>	61
Abadekho	62	Aloha grenadier	280
Abambolo	243	<i>altipinnis, Coryphaenoides (C.)</i>	201
Abambolo de bajura	242	<i>altipinnis, Nematonurus sp. aff.</i>	209
<i>abbreviatus, Coelorhynchus</i>	158	Amami grenadier	214
<i>abdtilux, Coelorinchus</i>	137	<i>ambiguous, Merluccius</i>	359
<i>abei, Lionurus</i>	281	<i>ambiguus, Merluccius</i>	339
Abrotea	67,83	American burbot	54
Abrotea de natura	371	American straptail grenadier	243
Abrotia	69	<i>americana, Morrhua</i>	44
Abyssal grenadier	205	<i>americanus, Brosmius</i>	29
Abyssal macrourid	206	<i>americanus, Enchelyopus</i>	83
<i>Abyssicola macrochir</i>	171	<i>americanus, Phycis</i>	83,88
<i>Abyssicola</i>	111	<i>anagirostris, Coelorhynchus</i>	141
<i>abyssorum, Coryphaenoides</i>	205	<i>anatirostris, Coelorhynchus</i>	141
<i>abyssorum, Gadus</i>	63	<i>anatirostris, Coelorinchus</i>	141
<i>abyssorum, Molva</i>	63	<i>andriashevi, Idiolophorhynchus</i>	313
<i>abyssorum, Nematonurus</i>	205	Ane	55
<i>acanthiger, Coelorinchus</i>	139	<i>anguliceps, Coryphaenoides</i>	203
<i>acantholepis, Coelorinchus</i>	137	<i>angusticeps, Merluccius</i>	331
<i>acipenserinus, Mataeocephalus</i>	246	<i>angustimanus, Merluccius</i>	331
<i>aconcagua, Coelorinchus</i>	140	Anon	55
Aconcagua grenadier	140	<i>anonyme, Trachyrincus</i>	316
<i>acrolepis, Coryphaenoides</i>	202	<i>Antimora</i>	352,354
<i>acrolepis, Hemimacrus</i>	202	<i>Antimora australis</i>	354
<i>acrolepis, Nematonurus</i>	202	<i>Antimora meadi</i>	354
<i>Actuariolum sp.</i>	356	<i>Antimora microlepis</i>	353
<i>acus, Coelorhynchus</i>	142	<i>Antimora rhina</i>	354
<i>acutirostris, Coelorinchus</i>	137	<i>Antimora rostrata</i>	354
<i>adustus, Mataeocephalus</i>	245	Antimore bleu	354
<i>aeger, Hymenocephalus (H.) striatissimus</i>	230	<i>Antonogadus macrophthalmus</i>	50
<i>Aeglefinus linnei</i>	54	<i>Antonogadus megalokynodon</i>	49
<i>aeglefinus, Melanogrammus</i>	54	<i>antraeus, Hymenocephalus (H.)</i>	230
<i>aeglefinus, Morrhua</i>	54	<i>antrodos, Bathygadus</i>	94
<i>aequalis, Coryphaenoides (Macrurus)</i>	264	<i>aoteanus, Gadomus</i>	97
<i>aequalis, Lionurus (Nezumia)</i>	264	<i>arabicus, Bregmaceros</i>	16
<i>aequalis, Macrurus</i>	264	<i>aratrum, Coelorinchus</i>	137
<i>aequalis, Nezumia</i>	264	Arbitán	64
<i>aequalis, Nezumia (Lionurus)</i>	264	Arctic cod	29
<i>aequatoris, Coryphaenoides (C.)</i>	201	<i>Arctogadus</i>	25
<i>affinis, Coryphaenoides (N.)</i>	201	<i>Arctogadus borisovi</i>	25
<i>affinis, Halargyreus</i>	360	<i>Arctogadus glacialis</i>	26
<i>africana, Nezumia</i>	263	<i>arcuatus, Gadomus</i>	97
<i>agilis, Gadus</i>	27	<i>arenosus, Gadus</i>	44
Agoullanós	52	<i>argentatus, Coelorinchus</i>	142
Ahuru	355	<i>argentatus, Gaidropsarus</i>	49
Alaska pollock	75,76	<i>argentatus, Merluccius</i>	339
<i>alateralis, Coryphaenoides (C.)</i>	201	<i>argentea, Steindachneria</i>	345
<i>Albatrossia</i>	110	<i>argenteola, Motella (Couchia)</i>	32
<i>Albatrossia pectoralis</i>	110	<i>argenteolus, Gadus</i>	50
<i>albidus, Gadus</i>	66	<i>argenteus, Gadicolus</i>	39
<i>albidus, Merluccius</i>	330	<i>argenteus, Merlangus</i>	39
		<i>argentinae, Macruronus</i>	325
		Argentine hake	337

Argentino.....	325	Bacalao del Artico.....	26,36
<i>argus</i> , <i>Coelorinchus</i>	144	Bacalao del Atlántico.....	45
<i>argyropastus</i> , <i>Physiculus</i>	370	Bacalao del Pacifico.....	42
<i>ariommus</i> , <i>Coryphaenoides</i>	204	Bacalao polar.....	27
<i>armatus</i> , <i>Coryphaenoides</i>	205	Bacalhau.....	55,62,71
<i>armatus</i> , <i>Coryphaenoides</i> (<i>Nematonurus</i>).....	205	Bacaliar.....	57
<i>armatus</i> , <i>Macrurus</i> (<i>Nematonurus</i>).....	205	Bacaliaraki.....	40
<i>armatus</i> , <i>Nematonurus</i>	205	Bacaliaraki.....	80
Armourhead grenadier.....	315	<i>bacchus</i> , <i>Pseudophycis</i>	373
Armout.....	80	<i>bachus</i> , <i>Lotella</i>	373
Arrow toothed grenadier.....	297	<i>bachus</i> , <i>Physiculus</i>	373
Arrowtooth grenadier.....	296	<i>bachus</i> , <i>Physiculus</i> (<i>Pseudophycis</i>).....	373
Artic cod.....	26	<i>bachus</i> , <i>Pseudophycis</i>	373
<i>Asellus canariensis</i>	369	Badejo.....	57,72
Asinello.....	55,80	<i>bairdi</i> , <i>Nezumia</i>	266
<i>asper</i> , <i>Coryphaenoides</i> (<i>C.</i>).....	201	<i>bairdii</i> , <i>Coryphaenoides</i>	266
<i>asper</i> , <i>Macrurus</i>	304	<i>bairdii</i> , <i>Lionurus</i> (<i>Nezumia</i>).....	266
<i>asper</i> , <i>Macrurus</i>	205	Bakalá.....	80
<i>aspercephalus</i> , <i>Coelorinchus</i>	145	Bakalidros.....	340
<i>asperrimus</i> , <i>Coryphaenoides</i>	290	Bakallaraki.....	79
<i>asperrimus</i> , <i>Trachonurus</i>	290	Bakalyaro.....	57
<i>asprellus</i> , <i>Coryphaenoides</i> (<i>C.</i>).....	201	Bakayaro.....	62
<i>asteroides</i> , <i>Coelorinchus</i>	137	Ballotra.....	52
Atacama grenadier.....	282	Banded rattail.....	158
<i>Ateleobranchium</i>	183	Banded whiptail.....	156,158
<i>aterrimus</i> , <i>Hymenocephalus</i> (<i>P.</i>).....	230	Bandstert.....	324
<i>atherodon</i> , <i>Lionurus</i> (<i>Nezumia</i>).....	296	<i>barattinii</i> , <i>Coryphaenoides</i>	172
<i>atherodon</i> , <i>Ventrifossa</i>	296	Barbada.....	49
<i>atherodon</i> , <i>Ventrifossa</i> (<i>Atherodus</i>).....	296	<i>barbata</i> , <i>Morhua</i>	79
Atlantic cod.....	45	<i>barbata</i> , <i>Pseudophycis</i>	374
Atlantic tomcod.....	58,59	<i>barbatulum</i> , <i>Laemonema</i>	361
<i>atlantica</i> , <i>Nezumia</i>	265	<i>barbatulus</i> , <i>Hymenocephalus</i> (<i>P.</i>).....	230
<i>atlanticus</i> , <i>Bregmaceros</i>	16	<i>barbatus</i> , <i>Gadus</i>	79
<i>atlanticus</i> , <i>Coelorhynchus</i>	154	<i>barbatus</i> , <i>Gaidropsarus</i>	49
<i>atripinnis</i> , <i>Bregmaceros</i>	16	<i>barbatus</i> , <i>Physiculus</i>	374
<i>attenuatus</i> , <i>Merluccius</i>	359	<i>barbiger</i> , <i>Lionurus</i> (<i>Lionurus</i>).....	274
<i>Auchenoceros</i>	355	<i>barbiger</i> , <i>Macrurus</i>	274
<i>Auchenoceros punctatus</i>	355	<i>barbiger</i> , <i>Ventrifossa</i>	274
<i>auratus</i> , <i>Gadus</i>	42	Barraud.....	79
<i>australis</i> , <i>Antimora</i>	354	Bartola.....	67
<i>australis australis</i> , <i>Micromesistius</i>	60	Bastard cod.....	375
<i>australis</i> , <i>Coelorhynchus</i>	146,147	Bastard red cod.....	375
<i>australis</i> , <i>Macrurus</i>	146,147	<i>Bathygadus</i>	93
<i>australis</i> , <i>Macrurus</i> (<i>Coelorhynchus</i>).....	147	<i>Bathygadus antrodes</i>	94
<i>australis</i> , <i>Merlangius</i> (<i>Huttonichthys</i>).....	332	<i>Bathygadus bowersi</i>	94
<i>australis</i> , <i>Merluccius</i>	332	<i>Bathygadus cottoides</i>	94
<i>australis</i> , <i>Merluccius gayi</i>	332	<i>Bathygadus entomelas</i>	94
<i>australis</i> , <i>Micromesistius</i>	60	<i>Bathygadus favosus</i>	94
<i>australis</i> , <i>Micromesistius australis</i>	60	<i>Bathygadus filamentosus</i>	94
<i>australis pallidus</i> , <i>Micromesistius</i>	60	<i>Bathygadus furvescens</i>	94
<i>australis</i> , <i>Salilota</i>	377	<i>Bathygadus garretti</i>	94
<i>Austrophycis</i>	356	<i>Bathygadus goethemi</i>	94
<i>Austrophycis marginata</i>	356	<i>Bathygadus macrops</i>	94
<i>Austrophycis megalops</i>	356	<i>Bathygadus melanobranchus</i>	95
<i>awae</i> , <i>Coryphaenoides</i>	214	<i>Bathygadus micronemus</i>	94
		<i>Bathygadus nipponicus</i>	94
		<i>Bathygadus spongiceps</i>	94
		<i>Bathygadus sulcatus</i>	94
		<i>Bathygadus vaillanti</i>	95
		<i>bathymaster</i> , <i>Bregmaceros</i>	16
		<i>Batrachocephalus blennioides</i>	73
		<i>Batrachoides blennioides</i>	73
		<i>Batrachoides gmelini</i>	66
		Bearded rock cod.....	375
		Beardie.....	367,375
B			
Bacaladilla.....	61,62		
Bacalao.....	72		
Bacalao austral.....	377		
Bacalao boreal.....	34		
Bacalao criollo.....	377		
Bacalao de Groenlandia.....	47		

Beardless codling	358	<i>bovei</i> , <i>Salilota</i>	377
Benguela hake	341	<i>bowersi</i> , <i>Bathygadus</i>	94
<i>bergfax</i> , <i>Coryphaenoides</i> (<i>Macrourus</i>)	235	<i>brachycolus</i> , <i>Lyconus</i>	322
<i>bergfax</i> , <i>Macrourus</i>	235	<i>Brachygadus minutus</i>	80
Berlam	340	<i>brandti</i> , <i>Gadus</i>	42
Berlevagfish	76	<i>brasiliensis</i> , <i>Urophycis</i>	82
Bertorella	50,51	<i>braueri</i> , <i>Coelorinchus</i>	149
Bialy widlak	67	Brazilian codling	82
Bib	79	Bredtorsk	79
<i>bibus</i> , <i>Gadus</i>	79	Bregmacère de l'océan Indien	17
<i>biclinozonalis</i> , <i>Coelorinchus</i>	147	Bregmacères	16
<i>bifurcus</i> , <i>Gadus</i>	66	Bregmaceros	16
Bigeye grenadier	237	<i>Bregmaceros</i>	16
Bigeye rockling	50	<i>Bregmaceros</i> sp.	17
Bighead grenadier	212	<i>Bregmaceros arabicus</i>	16
<i>bilinearis</i> , <i>Merluccius</i>	330,334,337	<i>Bregmaceros atlanticus</i>	16
<i>billsamorum</i> , <i>Hymenocephalus</i> (<i>H.</i>)	230	<i>Bregmaceros atripinnis</i>	16
Birkelanga blalange	64	<i>Bregmaceros bathymaster</i>	16
<i>biscayensis</i> , <i>Gaidropsarus</i>	49	<i>Bregmaceros cantori</i>	16
Black codling	371	<i>Bregmaceros cayorum</i>	16
Black grenadier	219	<i>Bregmaceros houdei</i>	16
Black spotted whiptail	310	<i>Bregmaceros japonicus</i>	16
Blackfin grenadier	151	<i>Bregmaceros lanceolatus</i>	16
Blackspotted grenadier	309	<i>Bregmaceros longipes</i>	16
Blalanga	64	<i>Bregmaceros mccllellandi</i>	16,17
Blalange	64	<i>Bregmaceros nectabanus</i>	16
Blauer Wittling	62	<i>Bregmaceros neonectabanus</i>	16
Blauleng	64	<i>Bregmaceros pescadorus</i>	16
Blauwe leng	64	<i>Bregmaceros punctatus</i>	355
Blawe wijting	62	<i>Bregmaceros rarisquamosus</i>	16
Bleka	71	BREGMACEROTIDAE	16
Blekitek	62	<i>brevibarbata</i> , <i>Nezumia</i>	267
<i>blennioides</i> , <i>Batrachocephalus</i>	73	<i>brevibarbatus</i> , <i>Macruroplus</i>	267
<i>blennioides</i> , <i>Batrachoides</i>	73	<i>brevibarbatus</i> , <i>Nezumia</i>	267
<i>Blennius fuscus</i>	73	<i>brevibarbis</i> , <i>Coryphaenoides</i> (<i>C.</i>)	201
<i>Blennius gadoides</i>	66	<i>brevipes</i> , <i>Halargyreus</i>	360
<i>Blennius raninus</i>	73	<i>brevirostris</i> , <i>Coelorinchus</i>	137
<i>Blennius torsk</i>	29	<i>brevirostris</i> , <i>Nezumia</i>	263
<i>Blennius trifurcatus</i>	73	<i>breviuscula</i> , <i>Pseudophycis</i>	375
<i>blennoides</i> , <i>Phycis</i>	66	Bristly grenadier	290
Blueantimora	354	Broadsnout grenadier	272
Blue banded whiptail	174	Brochet de mer	340
Blue grenadier	326,327	<i>Brosme</i>	29
Blue hake	327,354	<i>Brosme</i>	31
Blue ling	63	<i>brosme</i> , <i>Brosme</i>	29
Blue Ling	64	<i>Brosme brosmie</i>	29
Blue whiting	61,62	<i>brosme</i> , <i>Brosmius</i>	29
<i>Bogoslovius</i>	183	<i>brosme</i> , <i>Enchelyopus</i>	29
<i>Bogoslovius clarki</i>	211	<i>brosmia</i> , <i>Lota</i>	53
<i>Bogoslovius firmisquamis</i>	202	<i>Brosmio</i>	29
Bolsheglazaya Mol'va	64	<i>Brosmius americanus</i>	29
Bolsheglazaya tresochka	40	<i>Brosmius brosmie</i>	29
Bolsheglaziy niteperiy nalim	67	<i>Brosmius flavescens</i>	29
<i>bona-nox</i> , <i>Coryphaenoides</i>	202	<i>Brosmius flavesny</i>	29
<i>boops</i> , <i>Coryphaenoides</i> (<i>C.</i>)	201	<i>Brosmius scotica</i>	29
<i>borealis</i> , <i>Molvella</i>	32	<i>Brosmius vulgaris</i>	29
<i>borealis</i> , <i>Phycis</i>	88	Brotola	356
<i>Boreogadus</i>	27	Brótola	83
<i>Boreogadus pearyi</i>	25	Brótola brasileña	82
<i>Boreogadus polaris</i>	27	Brotola brava	377
<i>Boreogadus poutassou</i>	61	Brótola de fango	66,67
<i>Boreogadus saida</i>	27	Brótola de roca	68,69
<i>boretzi</i> , <i>Malacocephalus</i> (<i>P.</i>)	241	<i>bubonis</i> , <i>Nezumia</i>	263
<i>borisovi</i> , <i>Arctogadus</i>	25	<i>bucephalus</i> , <i>Coryphaenoides</i> (<i>C.</i>)	201
Bourricot	55	<i>bulbiceps</i> , <i>Coryphaenoides</i> (<i>C.</i>)	201

Bullseye grenadier.....	94	Carmine grenadier	206
Burbot	53,54	<i>carminifer</i> , <i>Coryphaenoides</i>	206
<i>burragei</i> , <i>Nezumia</i>	263	Carolina hake	85,86
Busbano	80	<i>carpenteri</i> <i>Onus</i>	50
Byrkelange.....	64	<i>caudacuta</i> , <i>Motella</i>	38
<i>byrkelange</i> , <i>Gadus</i>	63	<i>caudacuta</i> , <i>Rhinonemus</i>	38
<i>byrkelange</i> , <i>Molva</i>	63	<i>cayorum</i> , <i>Bregmaceros</i>	16
C			
<i>cadenati</i> , <i>Merluccius</i>	341	<i>chalcogramma chalcogramma</i> , <i>Theragra</i>	75
<i>cadenati</i> , <i>Merluccius merluccius</i>	341	<i>chalcogramma</i> , <i>Theragra</i>	75
Calever	55	<i>chalcogramma</i> , <i>Theragra chalcogramma</i>	75
California grenadier	286	<i>chalcogrammum fucensis</i> , <i>Pollachius</i>	75
<i>californica</i> , <i>Morrhua</i>	58	<i>chalcogrammum</i> , <i>Pollachius</i>	75
<i>californicus</i> , <i>Gadus</i>	58	<i>Chalinura guentheri</i>	210
<i>callarias kildinensis</i> , <i>Gadus</i>	44	<i>Chalinura occidentalis</i>	243
<i>callarias macrocephalus</i> , <i>Gadus</i>	42	<i>Chalinura pectoralis</i>	110
<i>callarius</i> , <i>Gadus</i>	44	Chernomorskiy merlang	57
<i>callarius maris-albi</i> , <i>Gadus</i>	47	<i>chesteri</i> , <i>Phycis</i>	67
Campbell whiptail	163	Chigodara.....	372
<i>camurus</i> , <i>Coryphaenoides</i> (C.)	201	<i>chigodarana</i> , <i>Physiculus</i>	370
<i>canariensis</i> , <i>Asellus</i>	369	Chilean grenadier.....	152
<i>cantori</i> , <i>Bregmaceros</i>	16	Chilean hake	336
<i>canus</i> , <i>Coelorhynchus</i> (<i>Coelorhynchus</i>).....	150	<i>chilensis</i> , <i>Coelorhynchus</i> (<i>Oxymacurus</i>)	152
<i>canus</i> , <i>Coelorinchus</i>	150	<i>chilensis</i> , <i>Coelorinchus</i>	152
<i>canus</i> , <i>Macrurus</i> (<i>Coelomynchus</i>).....	150	<i>chuss</i> , <i>Phycis</i>	83
Capailla	180	<i>chuss</i> , <i>Urophycis</i>	83
Cape grenadier.....	324	<i>Ciliata</i>	31
Cape hake	335	<i>Ciliata glauca</i>	32
Capela	79	<i>Ciliata mustela</i>	32
Capelan	67,80	<i>Ciliata septentrionalis</i>	33
Capelan de Méditerranée	80	<i>cimbrica</i> , <i>Motella</i>	38
<i>capelanus</i> , <i>Gadus</i>	80	<i>cimbrius</i> , <i>Enchelyopus</i>	38
<i>capelanus</i> , <i>Gadus</i> (<i>Trisopterus</i>)	80	<i>cimbrius</i> , <i>Gaidropsarus</i>	38
<i>capelanus</i> , <i>Morva</i>	80	<i>cimbrius</i> , <i>Rhinonemus</i>	38
<i>capelanus</i> , <i>Trisopterus minutus</i>	80	<i>cinereus</i> , <i>Coryphaenoides</i>	207
Capelin.....	80	<i>cinereus</i> , <i>Macrourus</i>	207
Capella	80	<i>cingulatus</i> , <i>Coelorinchus</i>	137
Capellán	80	<i>cirrata</i> , <i>Urophycis</i>	85
<i>capensis</i> , <i>Gadomus</i>	97	<i>clarki</i> , <i>Bogoslovius</i>	211
<i>capensis</i> , <i>Gaidropsarus</i>	49	Clearsnout grenadier.....	150
<i>capensis</i> , <i>Lepidion</i>	364	Coalfish	72
<i>capensis</i> , <i>Macruronus</i>	324	Coarse nosed grenadier	316
<i>capensis</i> , <i>Merluccius</i>	335	Coccolus.....	111
<i>capensis</i> , <i>Merluccius merluccius</i>	335	<i>Cod</i>	47,375
<i>capensis</i> , <i>Physiculus</i>	370	Codlets.....	16
<i>capito</i> , <i>Coryphaenoides</i> (C.).....	201	<i>Coelocephalus</i>	244
Cappellano	80	<i>coelorhincus</i> , <i>Coelorinchus</i>	154
<i>carapinus</i> , <i>Coryphaenoides</i> (L.)	201	<i>Coelorhynchus abbreviatus</i>	158
<i>carbonarius</i> , <i>Gadus</i>	71	<i>Coelorhynchus</i> (<i>Abyssicola</i>) <i>macrochir</i>	171
<i>carbonarius</i> , <i>Merlangus</i>	71	<i>Coelorhynchus acus</i>	142
<i>carbonarius</i> , <i>Pollachius</i>	71	<i>Coelorhynchus anagirostris</i>	141
Carbonero	71,72	<i>Coelorhynchus anatirostris</i>	141
<i>caribbaeus</i> , <i>Coelorhynchus</i>	151	<i>Coelorhynchus atlanticus</i>	154
<i>caribbaeus</i> , <i>Coelorhynchus</i> (<i>Coelorhynchus</i>).....	151	<i>Coelorhynchus australis</i>	146,147
<i>caribbaeus</i> , <i>Coelorinchus</i>	151	<i>Coelorhynchus caribbaeus</i>	151
<i>Cariburus</i>	183	<i>coelorhynchus</i> , <i>Coelorhynchus</i>	154
<i>Cariburus zaniophorus</i>	221	<i>Coelorhynchus coelorhynchus</i>	154
<i>carinatus</i> , <i>Macrourus</i>	236	<i>Coelorhynchus</i> (<i>Coelorhynchus</i>) <i>canus</i>	150
<i>carinatus</i> , <i>Macrurus</i>	236	<i>Coelorhynchus</i> (<i>Coelorhynchus</i>) <i>caribbaeus</i>	151
<i>carinifer</i> , <i>Coelorinchus</i>	137	<i>Coelorhynchus</i> (<i>Coelorhynchus</i>) <i>marinii</i>	172
Carioca	340	<i>Coelorhynchus coelorhynchus marinii</i>	172
<i>carminatus</i> , <i>Coryphaenoides</i>	206	<i>Coelorhynchus</i> (<i>Coelorhynchus</i>) <i>patagoniae</i>	156
		<i>Coelorhynchus fasciatus</i>	156
		<i>Coelorhynchus intermedius</i>	158
		<i>Coelorhynchus japonicus</i>	162,174
		<i>Coelorhynchus labiatus</i>	168

<i>coelorhynchus, Macrurus</i>	154	<i>Coelorinchus macrochir</i>	171
<i>coelorhynchus, Macrurus (Coelorhynchus)</i>	154	<i>Coelorinchus macrolepis</i>	138
<i>coelorhynchus marinii, Coelorhynchus</i>	172	<i>Coelorinchus macrorhynchus</i>	138
<i>Coelorhynchus mortoni</i>	146	<i>Coelorinchus maculatus</i>	138
<i>Coelorhynchus occa</i>	176	<i>Coelorinchus marinii</i>	172
<i>Coelorhynchus (Oxygadus) occa</i>	176	<i>Coelorinchus matamua</i>	173
<i>Coelorhynchus (Oxymacrus) chilensis</i>	152	<i>Coelorinchus matsubarai</i>	138
<i>Coelorhynchus parallelus</i>	149,164	<i>Coelorinchus mirus</i>	138
<i>Coelorhynchus (Paramacrus) denticulatus</i>	155	<i>Coelorinchus multispinulosus</i>	174
<i>Coelorhynchus (Paramacrus) fasciatus</i>	156	<i>Coelorinchus notatus</i>	138
<i>Coelorhynchus (Paramacrus) natalensis</i>	155	<i>Coelorinchus occa</i>	176
<i>Coelorhynchus patagoniae</i>	140	<i>Coelorinchus oliverianus</i>	147,177
<i>Coelorhynchus patagoniae</i>	156	<i>Coelorinchus parallelus</i>	178
<i>Coelorhynchus scaphopsis</i>	181	<i>Coelorinchus platorhynchus</i>	138
<i>Coelorhynchus talismani</i>	168	<i>Coelorinchus productus</i>	179
<i>Coelorhynchus vaillanti</i>	168	<i>Coelorinchus pseudoparallelus</i>	139
<i>Coelorhynchus vermicularis</i>	174	<i>Coelorinchus quadricristatus</i>	138
<i>Coelorinchus</i>	111	<i>Coelorinchus quincunciatus</i>	138
<i>Coelorinchus sp. B</i>	147	<i>Coelorinchus radcliffei</i>	138
<i>Coelorinchus abditilux</i>	137	<i>Coelorinchus scaphopsis</i>	181
<i>Coelorinchus acanthiger</i>	139	<i>Coelorinchus sexradiatus</i>	138
<i>Coelorinchus acantholepis</i>	137	<i>Coelorinchus smithi</i>	138
<i>Coelorinchus aconcagua</i>	140	<i>Coelorinchus sparsilepis</i>	138
<i>Coelorinchus acutirostris</i>	137	<i>Coelorinchus spinifer</i>	138
<i>Coelorinchus anatirostris</i>	141	<i>Coelorinchus thompsoni</i>	138
<i>Coelorinchus aratum</i>	137	<i>Coelorinchus tokiensis</i>	138
<i>Coelorinchus argentatus</i>	142	<i>Coelorinchus triocellatus</i>	138
<i>Coelorinchus argus</i>	144	<i>Coelorinchus velifer</i>	138
<i>Coelorinchus aspercephalus</i>	145	<i>Coelorinchus ventrilux</i>	182
<i>Coelorinchus asteroides</i>	137	<i>Coelorinchus weberi</i>	138
<i>Coelorinchus australis</i>	146,147	<i>coheni, Physiculus</i>	370
<i>Coelorinchus biclinozonalis</i>	147	<i>Cola de rata azul</i>	326
<i>Coelorinchus bollonsi</i>	137	<i>Colas de ratón</i>	90
<i>Coelorinchus braueri</i>	149	<i>Coley</i>	72
<i>Coelorinchus brevirostris</i>	137	<i>colias, Gadus</i>	79
<i>Coelorinchus canus</i>	150	<i>Colin</i>	71,72
<i>Coelorinchus caribbaeus</i>	151	<i>Colin de Alaska</i>	75
<i>Coelorinchus carinifer</i>	137	<i>Colin de Noruega</i>	76
<i>Coelorinchus chilensis</i>	152	<i>Colin noir</i>	72
<i>Coelorinchus cingulatus</i>	137	<i>colinus, Gadus</i>	71
<i>Coelorinchus coelorhincus</i>	154	<i>colletti, Gadamus</i>	97
<i>Coelorinchus commutabilis</i>	137	<i>colon, Coryphaenoides</i>	221
<i>Coelorinchus cookianus</i>	137	<i>Common Atlantic grenadier</i>	264
<i>Coelorinchus denticulatus</i>	155	<i>Common grenadier</i>	267,298
<i>Coelorinchus divergens</i>	137	<i>Common mora</i>	369
<i>Coelorinchus dorsalis</i>	137	<i>communis, Merlangus</i>	50,61
<i>Coelorinchus doryssus</i>	137	<i>communis, Motella</i>	50
<i>Coelorinchus flabellispinis</i>	138	<i>commutabilis, Coelorinchus</i>	137
<i>Coelorinchus formosanus</i>	158	<i>compressa, Lota</i>	53
<i>Coelorinchus gilberti</i>	138	<i>compressicauda, Laemonema</i>	361
<i>Coelorinchus gladius</i>	138	<i>compressus, Gadus</i>	53
<i>Coelorinchus hexfasciatus</i>	159	<i>condylura, Lionurus (Nezumia)</i>	269
<i>Coelorinchus hige</i>	138	<i>condylura, Nezumia</i>	269
<i>Coelorinchus hubbsi</i>	138	<i>Conesnout grenadier</i>	306
<i>Coelorinchus innotabilis</i>	161,163	<i>convergens, Lionurus (Nezumia)</i>	270
<i>Coelorinchus japonicus</i>	162	<i>convergens, Nezumia</i>	270
<i>Coelorinchus jordani</i>	138	<i>cookianus, Coelorinchus</i>	137
<i>Coelorinchus kaiyomaru</i>	163	<i>Coryphaena rupestris</i>	217,235
<i>Coelorinchus kamoharai</i>	164	<i>Coryphaenoides</i>	183
<i>Coelorinchus karrerae</i>	166	<i>Coryphaenoides abyssorum</i>	205
<i>Coelorinchus kermadecus</i>	138	<i>Coryphaenoides acrolepis</i>	202
<i>Coelorinchus kishinouyei</i>	167	<i>Coryphaenoides anguliceps</i>	203
<i>Coelorinchus labiatus</i>	168	<i>Coryphaenoides ariommu</i>	204
<i>Coelorinchus longicephalus</i>	169	<i>Coryphaenoides armatus</i>	205
<i>Coelorinchus longissimus</i>	138	<i>Coryphaenoides asperrimus</i>	290

<i>Coryphaenoides awae</i>	214	<i>Coryphaenoides (Macrurus) aequalis</i>	264
<i>Coryphaenoides bairdii</i>	266	<i>Coryphaenoides (Macrurus) guentheri</i>	210
<i>Coryphaenoides barattinii</i>	172	<i>Coryphaenoides marginatus</i>	214
<i>Coryphaenoides bona-nox</i>	202	<i>Coryphaenoides mexicanus</i>	215
<i>Coryphaenoides (C.) aequatoris</i>	201	<i>Coryphaenoides (N.) affinis</i>	201
<i>Coryphaenoides (C.) alateralis</i>	201	<i>Coryphaenoides (N.) ferrieri</i>	201
<i>Coryphaenoides (C.) altipinnis</i>	201	<i>Coryphaenoides (N.) lecointei</i>	201
<i>Coryphaenoides (C.) asper</i>	201	<i>Coryphaenoides (N.) yaquinae</i>	201
<i>Coryphaenoides (C.) asprellus</i>	201	<i>Coryphaenoides nasutus</i>	216
<i>Coryphaenoides (C.) boops</i>	201	<i>Coryphaenoides (Nematonurus) armatus</i>	205
<i>Coryphaenoides (C.) brevibarbis</i>	201	<i>Coryphaenoides (Nematonurus) longifilis</i>	211
<i>Coryphaenoides (C.) bucephalus</i>	201	<i>Coryphaenoides (Nematonurus) pectoralis</i>	110
<i>Coryphaenoides (C.) bulbiceps</i>	201	<i>Coryphaenoides norvegicus</i>	217
<i>Coryphaenoides (C.) camurus</i>	201	<i>Coryphaenoides nov. sp.</i>	209
<i>Coryphaenoides (C.) capito</i>	201	<i>Coryphaenoides pectoralis</i>	110
<i>Coryphaenoides (C.) dubius</i>	201	<i>Coryphaenoides rupestris</i>	217
<i>Coryphaenoides (C.) fernandezianus</i>	201	<i>Coryphaenoides serratus</i>	264
<i>Coryphaenoides (C.) filamentosus</i>	201	<i>Coryphaenoides serratus</i>	284
<i>Coryphaenoides (C.) filifer</i>	201	<i>Coryphaenoides serrulatus</i>	219
<i>Coryphaenoides (C.) hextii</i>	201	<i>Coryphaenoides subserrulatus</i>	220
<i>Coryphaenoides (C.) hoskynii</i>	201	<i>Coryphaenoides variabilis</i>	205
<i>Coryphaenoides (C.) leptolepis</i>	201	<i>Coryphaenoides whitsoni</i>	238
<i>Coryphaenoides (C.) liocephalus</i>	201	<i>Coryphaenoides zaniophorus</i>	221
<i>Coryphaenoides (C.) longicirrhus</i>	201	<i>cottoides, Bathygadus</i>	94
<i>Coryphaenoides (C.) macrolophus</i>	201	<i>Couchia edwardii</i>	38
<i>Coryphaenoides (C.) marshalli</i>	201	<i>Couchia glauca</i>	32
<i>Coryphaenoides (C.) mediterraneus</i>	201	<i>Couchia minor</i>	32
<i>Coryphaenoides (C.) microps</i>	201	Crnkinja.....	370
<i>Coryphaenoides (C.) murrayi</i>	201	<i>ctenomelas, Lionurus (Nezumia)</i>	297
<i>Coryphaenoides (C.) myersi</i>	201	<i>ctenomelas, Ventrifossa</i>	297
<i>Coryphaenoides (C.) oreinos</i>	201	<i>ctenomelas, Ventrifossa (Ventrifossa)</i>	297
<i>Coryphaenoides (C.) orthogrammus</i>	201	<i>curtipes, Laemonema</i>	361
<i>Coryphaenoides (C.) paradoxus</i>	201	Cusk.....	31
<i>Coryphaenoides (C.) paramarshalli</i>	201	<i>cuspidata, Nezumia</i>	270
<i>Coryphaenoides (C.) profundicolus</i>	201	<i>cuspidatus, Lionurus (Nezumia)</i>	270
<i>Coryphaenoides (C.) rudis</i>	201	<i>cuspidatus, Macrurus</i>	270
<i>Coryphaenoides (C.) semiscaber</i>	201	<i>cyclolepis, Coryphaenoides</i>	205
<i>Coryphaenoides (C.) sibogae</i>	201	<i>cyclolepis, Dolloa</i>	205
<i>Coryphaenoides (C.) striaturus</i>	201	<i>cyclolepis, Macrurus</i>	205
<i>Coryphaenoides (C.) thelestomus</i>	201	<i>cyclolepis, Moseleya</i>	205
<i>Coryphaenoides (C.) tydemani</i>	201	<i>cynodon, Physiculus</i>	370
<i>Coryphaenoides (C.) woodmasoni</i>	201	<i>Cynomacrurus</i>	223
<i>Coryphaenoides carminatus</i>	201	<i>Cynomacrurus piriei</i>	223
<i>Coryphaenoides carminifer</i>	206	<i>cyrano, Nezumia</i>	263
<i>Coryphaenoides cinereus</i>	207	Czarniak.....	72
<i>Coryphaenoides (Coelorhynchus) talismani</i>	168		
<i>Coryphaenoides colon</i>	221		
<i>Coryphaenoides (Coryphaenoides) macrocephalus</i>	212		
<i>Coryphaenoides (Coryphaenoides) quadripennatus</i>	220		
<i>Coryphaenoides (Coryphaenoides) serrulatus</i>	219		
<i>Coryphaenoides (Coryphaenoides) zaniophorus</i>	221		
<i>Coryphaenoides cyclolepis</i>	205		
<i>Coryphaenoides delsolari</i>	209		
<i>Coryphaenoides denticulatus</i>	232		
<i>Coryphaenoides gigas</i>	205		
<i>Coryphaenoides guentheri</i>	210		
<i>Coryphaenoides holotrachys</i>	236		
<i>Coryphaenoides ingolfi</i>	210		
<i>Coryphaenoides (L.) carapinus</i>	201		
<i>Coryphaenoides (L.) filicaudus</i>	201		
<i>Coryphaenoides latinasutus</i>	203		
<i>Coryphaenoides liraticeps</i>	203		
<i>Coryphaenoides longifilis</i>	211		
<i>Coryphaenoides macrocephalus</i>	212		
<i>Coryphaenoides (Macrurus) berglax</i>	235		
		D	
		<i>dalwigkii, Physiculus</i>	371
		<i>dannevigi, Mora</i>	369
		<i>dara, Nezumia</i>	263
		<i>decimalis, Sphagemacrurus</i>	288
		Deepsea cod.....	370
		Deepwater Cape hake.....	340
		Deepwater hake.....	341
		Deepwater stockvis.....	341
		<i>dekayi, Phycis</i>	88
		<i>delsolari, Coryphaenoides</i>	209
		<i>denticulatus, Coelorhynchus (Paramacrurus)</i>	155
		<i>denticulatus, Coelorinchus</i>	155
		<i>denticulatus, Coryphaenoides</i>	232
		<i>denticulatus, Gadomus</i>	97
		<i>denticulatus, Lepidorhynchus</i>	232
		<i>denticulatus, Macrurus (Optonurus)</i>	232

<i>denticulatus</i> , <i>Optonurus</i>	232	European hake	339
<i>dipterygia</i> , <i>Molva dipterygia</i>	63	<i>euxinus</i> , <i>Gadus</i>	56
<i>dispar</i> , <i>Gadomus</i>	97	<i>euxinus</i> , <i>Gadus merlangus</i>	56
<i>divergens</i> , <i>Coelorinchus</i>	137	<i>euxinus</i> , <i>Merlangius merlangus</i>	56
<i>divergens</i> , <i>Ventrifossa</i>	299	<i>euxinus</i> , <i>Odontogadus merlangus</i>	56
Dogtooth grenadier	223	<i>evides</i> , <i>Nezumia</i>	263
Dolgokhvost marinj	173	Eyespot grenadier	144
Dolgokhvost polosatyi	158		
Dolgokhvost vooruzhennyi	206		
<i>Dolloa</i>	110,183		
<i>Dolloa cyclolepis</i>	205		
<i>Dolloa longifilis</i>	211		
<i>Dolloa pectoralis</i>	110		
Donzela	65		
<i>dorsalis</i> , <i>Coelorinchus</i>	137		
Dorsch	47		
<i>doryssus</i> , <i>Coelorinchus</i>	137		
Doublethread grenadier	97		
<i>dubius</i> , <i>Coryphaenoides</i> (C.)	201		
Duckbill grenadier	141		
Dunim ha mikhmoret	67		
Dunim ha sel aim	69		
<i>duodecim</i> , <i>Nezumia</i>	271		
Dwarf cod	356		
Dwarfcodling	356		
Dwarf hake	332		
E		F	
<i>earllii</i> , <i>Urophycis</i>	85	<i>fabricii</i> , <i>Gadus</i>	27
East Siberian cod	25	<i>fabricii</i> , <i>Macrurus</i>	235
<i>ectenes</i> , <i>Nezumia</i>	263	Faneca	79
<i>edelmanni</i> , <i>Gadella</i>	358	Faneca noruega	77
<i>edwardii</i> , <i>Couchia</i>	38	Faneca plateada	39
Eelpout	54	<i>fasciata</i> , <i>Ventrifossa</i>	296
<i>Eeyorius</i>	357	<i>fasciatus</i> , <i>Coelorhynchus</i>	156
<i>Eeyorius hutchinsi</i>	357	<i>fasciatus</i> , <i>Coelorhynchus</i> (<i>Paramacrurus</i>)	156
Eglefin	54,55	<i>fasciatus</i> , <i>Coelorinchus</i>	156
Eglefino	54,55	<i>fasciatus</i> , <i>Garichthys</i>	156
<i>Eleginus</i>	33	<i>fasciatus</i> , <i>Macrurus</i> (<i>Coelorhynchus</i>)	156
<i>Eleginus gracilis</i>	34	<i>favosus</i> , <i>Bathygadus</i>	294
<i>Eleginus navaga</i>	36	Femtradet Hawkvabbe	32
<i>Eleginus navaga gracilis</i>	34	Ferkeh el bajij	62
<i>Eleginus navaga karaensis</i>	36	<i>fernandeziana</i> , <i>Lotella</i>	368
<i>Eleginus navaga navaga</i>	36	<i>fernandezianus</i> , <i>Coryphaenoides</i> (C.)	201
Elingue	65	<i>ferrieri</i> , <i>Coryphaenoides</i> (N.)	201
<i>Enchelyopus</i>	38	Figarotto	80
<i>Enchelyopus americanus</i>	83	Figli	80
<i>Enchelyopus brosmie</i>	29	<i>filamentosus</i> , <i>Bathygadus</i>	94
<i>Enchelyopus cimbricus</i>	38	<i>filamentosus</i> , <i>Coryphaenoides</i> (C.)	201
<i>Enchelyopus lota</i>	53	<i>filamentosus</i> , <i>Phycis</i>	83
<i>Enchelyopus mediterraneus</i>	50	Filesnout grenadier	155
<i>Enchelyopus mustela</i>	32	<i>filicaudus</i> , <i>Coryphaenoides</i> (L.)	201
<i>Enchelyopus regalis</i>	87	<i>filifer</i> , <i>Coryphaenoides</i> (C.)	201
<i>ensiferus</i> , <i>Lepidion</i>	364	<i>filifer</i> , <i>Gadella</i>	358
<i>ensis</i> , <i>Gaidropsarus</i>	49	<i>filodorsale</i> , <i>Laemonema</i>	361
<i>entomelas</i> , <i>Bathygadus</i>	94	Finescale antimora	353
<i>Epicopus gayi</i>	336	Finescale codling	353
<i>eques</i> , <i>Lepidion</i>	365	<i>finnmarchica</i> , <i>Theragra</i>	76
Escolá	64	Firebelly grenadier	182
<i>esculentus</i> , <i>Merluccius</i>	339	<i>firmisquamis</i> , <i>Bogoslovius</i>	202
<i>esmarkii</i> , <i>Trisopterus</i>	77	<i>firmisquamis</i> , <i>Macrurus</i>	202
Eucla cods	18	Firtraadet Tang Brosme	32
EUCLICHTHYIDAE	18	Fivebeard rockling	32
		Fjallbrosme	67
		Fjord dorsch	48
		<i>flabellispinis</i> , <i>Coelorinchus</i>	138
		<i>flavescens</i> , <i>Brosmius</i>	29
		<i>flavesny</i> , <i>Brosmius</i>	29
		<i>floridana</i> , <i>Urophycis</i>	86
		Fork beard	69
		Forkbeard	68
		Formosa grenadier	158
		<i>formosanus</i> , <i>Coelorinchus</i>	158
		Fourbeard rockling	38
		Franzosendorsch	79
		Freshwater eel	54
		Froschdorsch	74
		<i>frost</i> , <i>Gadus</i>	58
		Frostfish	59
		<i>fucensis</i> , <i>Pollachius chalcogrammus</i>	75
		<i>fucensis</i> , <i>Theragra</i>	75
		Fuda sokodara	155

<i>fuliginosus, Gadus</i>	73	<i>Gadus argenteolus</i>	50
<i>fulvus, Physiculus</i>	370	<i>Gadus auratus</i>	42
Fünfbärtelige Seequappe	32	<i>Gadus barbatus</i>	79
<i>furcatus, Phycis</i>	66,68,88	<i>Gadus bibus</i>	79
<i>furvescens, Bathygadus</i>	94	<i>Gadus bifurcus</i>	66
<i>fusca, Motella</i>	50	<i>Gadus brandti</i>	42
<i>fusca, Mustela</i>	50	<i>Gadus byrkelange</i>	63
<i>fusca, Onos</i>	50	<i>Gadus californicus</i>	58
<i>fusca, Ventrifossa</i>	296	<i>Gadus callarias kildinensis</i>	44
<i>fuscus, Blennius</i>	73	<i>Gadus callarias macrocephalus</i>	42
<i>fuscus, Gadus</i>	50	<i>Gadus callarius</i>	44
<i>fuscus, Gadus tomcod</i>	58	<i>Gadus callarius maris-albi</i>	47
<i>fuscus, Raniceps</i>	73	<i>Gadus capelanus</i>	80
G		<i>Gadus carbonarius</i>	71
Gabeldorsch	67	<i>Gadus colias</i>	79
Gade	79	<i>Gadus colinus</i>	71
Gadela	370	<i>Gadus compressus</i>	53
<i>Gadella</i>	358	<i>Gadus euxinus</i>	56
<i>Gadella</i>	359	<i>Gadus fabricii</i>	27
<i>Gadella edelmanni</i>	358	<i>Gadus frost</i>	58
<i>Gadella filifer</i>	358	<i>Gadus fuliginosus</i>	73
<i>Gadella imberbis</i>	358	<i>Gadus fuscus</i>	50
<i>Gadella jordani</i>	358	<i>Gadus heteroglossus</i>	44
<i>Gadella maraldi</i>	359	<i>Gadus jubatus</i>	50
<i>Gadella molokaiensis</i>	358	<i>Gadus lacustris</i>	53
<i>Gadella norops</i>	358	<i>Gadus longipes</i>	83
<i>Gadella obscurus</i>	358	<i>Gadus lubb</i>	29
<i>Gadicule argenté</i>	40	<i>Gadus lycostomus</i>	70
<i>Gadiculus</i>	39	<i>Gadus macrocephalus</i>	42
<i>Gadiculus argenteus</i>	39	<i>Gadus maculosa</i>	53
GADIDAE	18	<i>Gadus melanostomus</i>	61
Gadíkoulos	40	<i>Gadus merlangus euxinus</i>	56
Gadimorena jaspeada	381	<i>Gadus merlangus merlangus</i>	56
Gadimorena microcéfala	382	<i>Gadus minimus</i>	73
Gadimorena ojichica	383	<i>Gadus minor</i>	75
Gadimorena patagonica	384	<i>Gadus morhua</i>	44
Gadimorenas	380	<i>Gadus morhua kildinensis</i>	44
<i>gadoides, Blennius</i>	66	<i>Gadus morhua macrocephalus</i>	42
Gadomurène de Patagonie	384	<i>Gadus morhua maris.albi</i>	47
Gadomurène marbrée	381	<i>Gadus morhua morhua</i>	44
Gadomurène microcéphale	382	<i>Gadus morhua ogac</i>	47
Gadomurène petit oeil	383	<i>Gadus nanus</i>	44
Gadomurènes	380	<i>Gadus ogac</i>	47
<i>Gadomus</i>	96	<i>Gadus ogat</i>	47
<i>Gadomus aoteanus</i>	97	<i>Gadus ovak</i>	47
<i>Gadomus arcuatus</i>	97	<i>Gadus periscopus</i>	75
<i>Gadomus capensis</i>	97	<i>Gadus polymorphus</i>	58
<i>Gadomus colletti</i>	97	<i>Gadus potassoa</i>	61
<i>Gadomus denticulatus</i>	97	<i>Gadus poutassou</i>	61
<i>Gadomus dispar</i>	97	<i>Gadus pruinosis</i>	58
<i>Gadomus introniger</i>	97	<i>Gadus punctatus</i>	87
<i>Gadomus longifilis</i>	97	<i>Gadus purpureus</i>	71
<i>Gadomus magnifilis</i>	97	<i>Gadus pygmaeus</i>	42
<i>Gadomus melanopterus</i>	97	<i>Gadus raninus</i>	73
<i>Gadomus multifilis</i>	97	<i>Gadus raptor</i>	64
<i>Gadulus luscus</i>	79	<i>Gadus ruber</i>	44,339
<i>Gadulus minutus</i>	80	<i>Gadus rupestris</i>	44
<i>Gadus</i>	41	<i>Gadus sey</i>	71
<i>Gadus abyssorum</i>	63	<i>Gadus tacaud</i>	80
<i>Gadus agilis</i>	27	<i>Gadus tomcod fuscus</i>	58
<i>Gadus albidus</i>	66	<i>Gadus tomcod luteus</i>	58
<i>Gadus arenosus</i>	44	<i>Gadus tomcodus mixtus</i>	58
		<i>Gadus torsk</i>	29
		<i>Gadus tricirratu</i>	50
		<i>Gadus tricirratu</i>	51

<i>Gadus trifurcus</i>	73	Gourlomata	62
<i>Gadus (Trisopterus) capelanus</i>	80	<i>gracilis, Eleginus</i>	34
<i>Gadus viridis</i>	70	<i>gracilis, Eleginus navaga</i>	34
<i>Gadus wachna</i>	34	<i>gracilis, Hymenocephalus (H.)</i>	230
Gaffelkabeljauw	67	<i>gracilis, Melanonus</i>	318
Gaidouropsaro.....	51	<i>gracillicauda, Macrurus</i>	286
<i>Gaidropsarus</i>	48	<i>gracillicauda, Nezumia</i>	286
<i>Gaidropsarus argentatus</i>	49	<i>gracillipes, Laemonema</i>	361
<i>Gaidropsarus barbatus</i>	49	Granadero	151,238
<i>Gaidropsarus biscayensis</i>	49	Granadero acorazado	154
<i>Gaidropsarus capensis</i>	49	Granadero carminifero	206
<i>Gaidropsarus cimbricus</i>	38	Granadero de Marini	172
<i>Gaidropsarus ensis</i>	49	Granadero dentón	223
<i>Gaidropsarus granti</i>	49	Granadero pichirata	209
<i>Gaidropsarus guttatus</i>	49	Granaderos	90
<i>Gaidropsarus insularum</i>	49	Grande lingue	64
<i>Gaidropsarus macrophthalmus</i>	50	<i>grandis, Lotella</i>	374
<i>Gaidropsarus macrophthalmus</i>	49	<i>granti, Gaidropsarus</i>	49
<i>Gaidropsarus mediterraneus</i>	49	Grasej	72
<i>Gaidropsarus mediterraneus</i>	50	Grazniak	71
<i>Gaidropsarus mustela</i>	32	Greater for kbeard	67
<i>Gaidropsarus mustellaris</i>	50	Greater forkbeard	66
<i>Gaidropsarus novaezelandiae</i>	49	Greenland cod	47,48
<i>Gaidropsarus pacificus</i>	49	<i>grenadae, Sphagemacrurus</i>	289
<i>Gaidropsarus parini</i>	49	Granadero del Cabo	324
<i>Gaidropsarus septentrionalis</i>	33	Grenadier à long nez	155
<i>Gaidropsarus tricirratu</i>	51	Grenadier barbu	242
<i>Gaidropsarus vulgaris</i>	49	Grenadier berglax	236
<i>Gaidropsarus vulgaris</i>	51	Grenadier bleu	326
Galea	51	Grenadier carmin	206
Galja	51,52	Grenadier cod	378,379
<i>Garichthys</i>	111	Grenadier de Marini	172
<i>Garichthys fasciatus</i>	156	Grenadier dente	223
<i>garmani, Lionurus (Nezumia)</i>	300	Grenadier du cap	324
<i>garmani, Ventrifossa</i>	300	Grenadier Patagonien.....	325
<i>garretti, Bathygadus</i>	94	Grenadier pichirat	209
<i>gayi australis, Merluccius</i>	332	Grenadier raton	154
<i>gayi, Epicopus</i>	336	Roughsnout grenadier	316
<i>gayi hubbsi, Merluccius</i>	332,337	Grenadier scie	243
<i>gayi, Merluccius</i>	331,332,336,337	Grenadiers	90
<i>gayi polylepis, Merluccius</i>	332	<i>Grenurus</i>	287
Gelincik	51,65,67,69	Greslin	72
Ghost rattail.....	208	Grey grenadier.....	317
Ghrab	370	<i>grimaldii, Hymenocephalus (H.)</i>	230
Giant grenadier	110,111	<i>grinnelli, Physiculus</i>	370
<i>gibber, Sphagemacrurus</i>	288	Grönland dorsch	48
<i>gigas, Coryphaenoides</i>	205	Gros poutassou	62
<i>gigas, Nematonurus</i>	205	<i>guentheri, Chalinura</i>	210
<i>gilberti, Coelorinchus</i>	138	<i>guentheri, Coryphaenoides</i>	210
<i>gilchristi, Tripteroptychus</i>	378	<i>guentheri, Coryphaenoides (Macrurus)</i>	210
<i>glacialis, Arctogadus</i>	26	<i>guentheri, Lepidion</i>	364
<i>gladius, Coelorinchus</i>	138	<i>guentheri, Macruropus</i>	210
Glaflkopontikopsaro	64	<i>guentheri, Macrurus</i>	210
Glasshead grenadier.....	230	Guidon	79
<i>glauca, Couchia</i>	32	Guinean codling	362
<i>glauca, Ciliata</i>	32	Guitan moulek	79
<i>globiceps, Laemonema</i>	361	Gulf hake	85
<i>globosus, Momonotira</i>	368	Günther's grenadier	210
<i>gmelini, Batrachoides</i>	66	<i>guntheri, Lionurus</i>	210
<i>goethemi, Bathygadus</i>	94	<i>guttatus, Gaidropsarus</i>	49
<i>goodei, Hymenocephalus</i>	205	<i>guttatus, Onus</i>	339
<i>goodei, Macrurus (Hymenocephalus)</i>	205		
<i>goodei, Nematonurus</i>	205		
<i>goodii, Macrurus</i>	205		
Googly eyed cod	370		

H

- Habillot..... 55
hachijoensis, *Hymenocephalus* (H.) *striatissimus*... 230
 Haddock..... 54,55,334
 Hake..... 40,334
 Hakes..... 319
Halargyreus..... 360
Halargyreus affinis..... 360
Halargyreus brevipes..... 360
Halargyreus johnsonii..... 360
Haloporphyrus lepidion..... 366
Haloporphyrus viola..... 354
 Hana sokodara..... 217
 Hawaiian grenadier..... 297
hawaiiensis, *Malacocephalus* (M.)..... 241
 Hawknose grenadier..... 177
hebetata, *Nezumia*..... 263
 Hechtdorsch..... 340
helenensis, *Physiculus*..... 370
helolepis, *Trachyrincus*..... 315
Hemimacrus..... 183
Hemimacrus acrolepis..... 202
 Heridara..... 215
hernandezii, *Merluccius*..... 330
 Herring hake..... 340
heteroglossus, *Gadus*..... 44
heterolepis, *Hymenocephalus* (H.)..... 230
hexfasciatus, *Coelorinchus*..... 159
hextii, *Coryphaenoides* (C.)..... 201
Hidronus marluccius..... 339
hige, *Coelorinchus*..... 138
 Higo sokodara..... 282
hildebrandii, *Nezumia*..... 264
 Himodara..... 212
hirundo, *Sphagemacrus*..... 288
hispidus, *Macrurus* (*Chalinurus*)..... 310
 Hoka..... 374
 Hoki..... 327
 Hollowsnout grenadier..... 154
holocentra, *Nezumia*..... 263
holotrachys, *Coryphaenoides*..... 236
holotrachys, *Macrourus*..... 236,237,238
holotrachys, *Macrurus*..... 210,235,264
 Homaehige..... 308
Homalopomus trowbridgii..... 342
hoskynii, *Coryphaenoides* (C.)..... 201
houdei, *Bregmaceros*..... 16
 Huaica..... 325
 Hualca..... 325
 Huaycuya..... 337
hubbsi, *Coelorinchus*..... 138
hubbsi, *Merluccius gayi*..... 332,337
hubbsi, *Merluccius merluccius*..... 337
hubbsi, *Merluccius*..... 337
 Huilca..... 325
huloti, *Physiculus*..... 370
 Humboldt grenadier..... 204
hutchinsi, *Eeyorius*..... 357
 Hvilling..... 57
Hymenocephalus..... 224
Hymenocephalus goodii..... 205
Hymenocephalus (H.) *antraeus*..... 230
Hymenocephalus (H.) *billsamorum*..... 230
Hymenocephalus (H.) *gracilis*..... 230
Hymenocephalus (H.) *grimaldii*..... 230
Hymenocephalus (H.) *heterolepis*..... 230
Hymenocephalus (H.) *lethonemus*..... 230
Hymenocephalus (H.) *longibarbis*..... 230
Hymenocephalus (H.) *longiceps*..... 230
Hymenocephalus (H.) *longipes*..... 230
Hymenocephalus (H.) *nascens*..... 230
Hymenocephalus (H.) *striatissimus*..... 230
Hymenocephalus (H.) *striatissimus aeger*..... 230
Hymenocephalus (H.) *striatissimus hachijoensis*... 230
Hymenocephalus (H.) *striatissimus torvus*..... 230
Hymenocephalus (H.) *striatulus*..... 230
Hymenocephalus (H.) *tenuis*..... 230
Hymenocephalus italicus..... 230
Hymenocephalus (P.) *aterrimus*..... 230
Hymenocephalus (P.) *barbatulus*..... 230
Hymenocephalus (P.) *papyraceus*..... 230
Hymenocephalus (S.) *kuronumai*..... 230
 Hyse..... 55

I

- Ibarahige..... 203
 Ichimonji hige..... 165
Idiolorhynchus andriashevi..... 313
imberbis, *Gadella*..... 358
infranudis, *Nezumia*..... 263
ingolfi, *Coryphaenoides*..... 210
ingolfi, *Macrurus*..... 210
innotabilis, *Coelorinchus*..... 161,163
inornata, *Lota*..... 53
inosimae, *Lepidion*..... 364
insularum, *Gaidropsarus*..... 49
intermedius, *Coelorhynchus*..... 158
intermedius, *Tripterophycis*..... 378
introniger, *Gadomus*..... 97
investigatoris, *Nezumia*..... 263
italicus, *Hymenocephalus*..... 230
italicus, *Macrurus*..... 230
italicus, *Macrurus* (*Mystaconurus*)..... 230
 Itaria-sujidara..... 231
 Itohiki-dara..... 363

J

- jago*, *Raniceps*..... 73
 Japanese..... 372
 Japanese grenadier..... 162
japonica, *Physiculus*..... 370,372
japonica, *Ventrifossa*..... 296
japonicus, *Bregmaceros*..... 16
japonicus, *Coelorhynchus*..... 162,174
japonicus, *Coelorinchus*..... 162
japonicus, *Macrurus*..... 168
japonicus, *Physiculus*..... 372
 Javelin..... 146
 Javelin fish..... 232
johnboborum, *Ventrifossa*..... 296
johnsonii, *Halargyreus*..... 360
joptera, *Lotta*..... 366
jordani, *Coelorinchus*..... 138

<i>jordani, Gadella</i>	358
<i>jubatus, Gadus</i>	50
Julienne	65

K

Kabel jauw	47
Kabeljau	47
Kaiwi Channel grenadier	281
<i>kaiyomaru, Coelorinchus</i>	163
Kalja	55
<i>kamensis, Lota lota</i>	53
Kamohara grenadier	164
<i>kamoharai, Coelorinchus</i>	164
<i>kamoharai, Nezumia</i>	263
Kapelan	80
<i>karaensis, Eleginus navaga</i>	36
Karafutosokodara	208
Karibu hige	152
Karrer's whiptail	166
<i>karrerae, Coelorinchus</i>	166
<i>karrerae, Physiculus</i>	370
<i>kaupi, Physiculus</i>	370
<i>kermadecus, Coelorinchus</i>	138
Kharraye mouassata	67
Kiankiarquia	79
<i>kildinensis, Gadus callarias</i>	44
<i>kildinensis, Gadus morhua</i>	44
<i>kishinouyei, Coelorinchus</i>	167
Köhler	72
Kolja	55
Kolmule blagunnar	62
<i>kongi, Laemonema</i>	361
Koolvis	72
Kuller	55
Kulmule	340
Kummel	340
Kummeli	340
Kumrill	67
<i>kuronumai, Hymenocephalus (S.)</i>	230

L

<i>labiatus, Coelorhynchus</i>	168
<i>labiatus, Coelorinchus</i>	168
<i>labiatus, Oxygadus</i>	168
<i>lacustris, Gadus</i>	53
<i>Laemonema</i>	361
<i>Laemonema barbatulum</i>	361
<i>Laemonema compressicauda</i>	361
<i>Laemonema curtipes</i>	361
<i>Laemonema filodonale</i>	361
<i>Laemonema globiceps</i>	361
<i>Laemonema gracillipes</i>	361
<i>Laemonema kongi</i>	361
<i>Laemonema latifrons</i>	361
<i>Laemonema laureysi</i>	362
<i>Laemonema longifilis</i>	82
<i>Laemonema longipes</i>	363
<i>Laemonema melanurum</i>	361
<i>Laemonema modesta</i>	361
<i>Laemonema morosum</i>	363
<i>Laemonema nana</i>	361

<i>Laemonema rhodochir</i>	361
<i>Laemonema robustum</i>	361
<i>Laemonema verecunda</i>	361
<i>Laemonema yarrellii</i>	361
<i>Laemonema yuvto</i>	361
<i>laevis, Macrurus (Malacocephalus)</i>	242
<i>laevis, Malacocephalus</i>	230
<i>laevis, Malacocephalus</i>	242
Laibeque	51
Lakuriq	62
<i>lanatus, Merluccius</i>	339
<i>lanceolatus, Bregmaceros</i>	16
Langa	65
Lange	65
Langschwanz Seehecht	327
Largenose grenadier	216
Lasposalouvardos	67
<i>latifrons, Laemonema</i>	361
<i>latinatus, Coryphaenoides</i>	203
<i>latinatus, Lionurus</i>	203
<i>latinatus, Macrurus</i>	203
<i>latirostrata, Nezumia</i>	272
<i>latirostratus, Lionurus (Nezumia)</i>	272
<i>laureysi, Laemonema</i>	362
Lawyer	54
Lécaud	57
<i>lecointei, Coryphaenoides (N.)</i>	201
Leng	65
Lengua de bacalá	65
<i>leonis, Nezumia</i>	263
<i>Lepidion</i>	363
<i>Lepidion capensis</i>	364
<i>Lepidion ensiferus</i>	364
<i>Lepidion eques</i>	365
<i>Lepidion guentheri</i>	364
<i>lepidion, Haloporphyrus</i>	366
<i>Lepidion inosimae</i>	364
<i>lepidion, Lepidion</i>	366
<i>Lepidion lepidion</i>	366
<i>lepidion, Lotta</i>	366
<i>Lepidion microcephalus</i>	364
<i>Lepidion natalensis</i>	364
<i>Lepidion rissoi</i>	366
<i>Lepidion rubescens</i>	366
<i>Lepidion schmidti</i>	364
<i>Lepidoleprus</i>	313
<i>Lepidoleprus norvegicus</i>	217
<i>Lepidoleprus trachyrincus</i>	316
<i>Lepidorhynchus</i>	231
<i>Lepidorhynchus denticulatus</i>	232
<i>Lepidosoma</i>	313
<i>leptolepis, Coryphaenoides (C.)</i>	201
<i>leptura, Lota lota</i>	53
<i>lethonemus, Hymenocephalus (H.)</i>	230
Lieu de l'Alaska	75
Lieu de Norvège	76
Lieu jaune	70,71
Lieu noir	71,72
<i>limbatus, Phycis</i>	68
Linarda	64
Ling	54,64,65
Lingue	65
Lingue batarde	64
Lingue bleue	63,64
Lingue espagnole	64

Lingue franche	65	<i>longifilis, Coryphaenoides (Nematonurus)</i>	211
<i>linnei, Aeglefinus</i>	54	<i>longifilis, Dolloa</i>	211
<i>linnei, Lota</i>	53	<i>longifilis, Gadomus</i>	97
<i>linnei, Merlangus</i>	56	<i>longifilis, Laemonema</i>	82
<i>linnei, Merluccius</i>	339	<i>longifilis, Macrourus (Nematonurus)</i>	211
<i>linnei, Molva</i>	64	<i>longifilis, Moseleya</i>	211
<i>linnei, Pollachius</i>	70	<i>longifilis, Nematonurus</i>	211
<i>liocephalus, Coryphaenoides (C.)</i>	201	<i>longifilis, Physiculus</i>	370
<i>liolepis, Lionurus</i>	274	<i>longipes, Bregmaceros</i>	16
<i>liolepis, Lionurus (Lionurus)</i>	274	<i>longipes, Gadus</i>	83
<i>liolepis, Nezumia</i>	274	<i>longipes, Hymenocephalus (H.)</i>	230
<i>Lionurus abei</i>	281	<i>longipes, Laemonema</i>	363
<i>Lionurus</i>	210	<i>longipes, Podonema</i>	363
<i>Lionurus latinasutus</i>	203	<i>longipes, Podonemataichthys</i>	363
<i>Lionurus liolepis</i>	274	<i>longirostris, Trachyrincus</i>	313
<i>Lionurus (Lionurus) barbiger</i>	274	<i>longissimus, Coelorinchus</i>	138
<i>Lionurus (Lionurus) liolepis</i>	274	Loosescale grenadier	155
<i>Lionurus (Nezumia) aequalis</i>	264	Longnose rattail	161
<i>Lionurus (Nezumia) atherodon</i>	296	Longrayed whiptail	220
<i>Lionurus (Nezumia) bairdii</i>	266	Longue barbe	67
<i>Lionurus (Nezumia) condylura</i>	269	Loosescale grenadier	203
<i>Lionurus (Nezumia) convergens</i>	270	<i>loricata, Nezumia</i>	275
<i>Lionurus (Nezumia) ctenomelas</i>	297	<i>loricatus, Lionurus (Nezumia)</i>	275
<i>Lionurus (Nezumia) cuspidatus</i>	270	Lota	51,52
<i>Lionurus (Nezumia) garmani</i>	300	<i>Lota brosmina</i>	53
<i>Lionurus (Nezumia) latirostratus</i>	272	<i>Lota compressa</i>	53
<i>Lionurus (Nezumia) loricatus</i>	275	Lota de rio	53
<i>Lionurus (Nezumia) misakius</i>	304	<i>lota leptura, Lota</i>	53
<i>Lionurus (Nezumia) occidentalis</i>	243	<i>lota lota, Enchelyopus</i>	53
<i>Lionurus (Nezumia) orbitalis</i>	279	<i>Lota inornata</i>	53
<i>Lionurus (Nezumia) pulchella</i>	282	<i>lota kamensis, Lota</i>	53
<i>Lionurus (Nezumia) sclerorhynchus</i>	284	<i>Lota linnei</i>	53
<i>Lionurus (Nezumia) stelgidolepis</i>	286	<i>Lota lota</i>	53
<i>Lionurus (Nezumia) trichiurus</i>	270	<i>Lota lota kamensis</i>	53
<i>Lionurus nigromaculatus</i>	309	<i>Lota lota leptura</i>	53
<i>Lionurus propinquus</i>	280	<i>lota, Lota lota</i>	53
<i>Lionurus proximus</i>	281	<i>lota lota, lota</i>	53
<i>Lionurus stelgidolepis</i>	286	<i>Lota lota lota</i>	53
Lipp	65	<i>Lota lota maculosa</i>	53
Lipp abjad	67	<i>Lota maculosa</i>	53
Lipp tal qawwi	69	<i>lota maculosa, lota</i>	53
<i>liraticeps, Coryphaenoides</i>	203	<i>Lota mola</i>	64
<i>liraticeps, Macrurus</i>	203	<i>lota, Molva</i>	53
Locha blanca	88	<i>Lota vulgaris</i>	53
Locha de Florida	86	<i>Lota vulgaris obensis</i>	53
Locha regia	87	<i>Lotella</i>	367
Locha roja	83	<i>Lotella bachus</i>	373
Loche	67	<i>Lotella fernandeziana</i>	368
Lom	31	<i>Lotella grandis</i>	374
Lompje	32	<i>Lotella rhacinus</i>	368
Long rayed whiptail	221	<i>Lotella tosaensis</i>	368
Longarm grenadier	171	Lotta joptera	366
Longbeard grenadier	301	Lotta lepidion	366
<i>longebarbata, Nezumia</i>	263	Lotte de rivièrè	53
<i>longebarbata, Ventrifossa</i>	296	Lubb	31
Longfin codling	363	<i>lubb, Gadus</i>	29
Longfin grenadier	211	Lubbe	71
Longfin hake	67,68	<i>lucifer, Ventrifossa</i>	296
Longhead grenadier	169	Lumb	31
<i>longibarbis, Hymenocephalus (H.)</i>	230	<i>luminosa, Physiculus</i>	370
<i>longicavis, Physiculus</i>	370	Luminous hake	345
<i>longicephalus, Coelorinchus</i>	169	Lupacz	55
<i>longiceps, Hymenocephalus (H.)</i>	230	<i>lusca, Morhua</i>	79
<i>longicirrhus, Coryphaenoides (C.)</i>	201	<i>luscus, Gadulu</i>	79
<i>longifilis, Coryphaenoides</i>	211	<i>luscus, Trisopterus</i>	79

Lush	54	<i>Macruroplus violaceus</i>	243,284
<i>luteus, Gadus tomcod</i>	58	<i>Macrurus aequalis</i>	264
<i>luzonensis, Malacocephalus (M.)</i>	241	<i>Macrurus asper</i>	205
<i>Lyconus</i>	322	<i>Macrurus australis</i>	146,147
<i>Lyconus brachycolus</i>	322	<i>Macrurus barbiger</i>	274
<i>lycostomus, Gadus</i>	70	<i>Macrurus carinatus</i>	236
Lyr	71	<i>Macrurus (Chalinurus) hispidus</i>	310
Lyr torsk	71	<i>Macrurus coelorhynchus</i>	154
Lysing	340	<i>Macrurus (Coelorhynchus) australis</i>	147
Lysingur	340	<i>Macrurus (Coelorhynchus) canus</i>	150
Lythe	71	<i>Macrurus (Coelorhynchus) coelorhynchus</i>	154
Lysca	79	<i>Macrurus (Coelorhynchus) fasciatus</i>	156
		<i>Macrurus (Coelorhynchus) parallelus</i>	149
		<i>Macrurus (Coelorhynchus) parallelus</i>	178
		<i>Macrurus (Coelorhynchus) talismani</i>	168
		<i>Macrurus (Coryphaenoides) rupestris</i>	217
		<i>Macrurus (Coryphaenoides) serrulatus</i>	219
		<i>Macrurus cuspidatus</i>	270
		<i>Macrurus cyclolepis</i>	205
		<i>Macrurus fabricii</i>	235
		<i>Macrurus firmisquamis</i>	202
		<i>Macrurus goodii</i>	205
		<i>Macrurus gracillicauda</i>	286
		<i>Macrurus guentheri</i>	210
		<i>Macrurus holotrachys</i>	210,235,264
		<i>Macrurus (Hymenocephalus) goodei</i>	205
		<i>Macrurus ingolfi</i>	201
		<i>Macrurus italicus</i>	230
		<i>Macrurus japonicus</i>	168
		<i>Macrurus latinasutus</i>	203
		<i>Macrurus liraticeps</i>	203
		<i>Macrurus (Macrurus) petersonii</i>	310
		<i>Macrurus (Malacocephalus) laevis</i>	242
		<i>Macrurus (Malacocephalus) macrochir</i>	171
		<i>Macrurus (Malacocephalus) sulcatus</i>	290
		<i>Macrurus (Mystacourus) italicus</i>	230
		<i>Macrurus nasutus</i>	216
		<i>Macrurus (Nematonurus) magnus</i>	110
		<i>Macrurus (Nematonurus) armatus</i>	205
		<i>Macrurus (Nematonurus) suborbitalis</i>	205
		<i>Macrurus norvegicus</i>	217
		<i>Macrurus (Optonurus) denticulatus</i>	232
		<i>Macrurus parallelus</i>	149
		<i>Macrurus rupestris</i>	217
		<i>Macrurus sclerorhynchus</i>	210
		<i>Macrurus serratus</i>	264
		<i>Macrurus smiliophorus</i>	264
		<i>Macrurus trachyrhynchus</i>	316
		<i>Macrurus trichiurus</i>	270
		<i>Macrurus violaceus</i>	284
		<i>maculata, Onos</i>	51
		<i>maculatus, Coelorinchus</i>	138
		<i>maculosa, Gadus</i>	53
		<i>maculosa, Lota</i>	53
		<i>maculosa, Lota lota</i>	53
		<i>maculosa, Molva</i>	53
		<i>magellanicus, Macruronus</i>	325
		<i>magnifilis, Gadomus</i>	97
		<i>Magnoculus, Merluccius</i>	330
		<i>magnus, Macrurus (Nematonurus)</i>	110
		<i>Mahia</i>	111
		<i>Mahia rattail</i>	174
		<i>Mahia whiptail</i>	173
		<i>Malacocephalus laevis</i>	230
		<i>Malacocephalus</i>	240
M			
Ma-dara	44		
<i>macrocephalus, Coryphaenoides</i>	212		
<i>macrocephalus, Coryphaenoides (Coryphaenoides)</i>	212		
<i>macrocephalus, Gadus</i>	42		
<i>macrocephalus, Gadus morhua</i>	42		
<i>macrocephalus, Gadus callarias</i>	42		
<i>macrocephalus morhua, Gadus</i>	42		
<i>macrochir, Abyssicola</i>	171		
<i>macrochir, Coelorhynchus (Abyssicola)</i>	171		
<i>macrochir, Coelorinchus</i>	171		
<i>macrochir, Macrurus (Malacocephalus)</i>	171		
<i>macrolepis, Coelorinchus</i>	138		
<i>macrolophus, Coryphaenoides (C.)</i>	201		
<i>macronema, Nezumia</i>	263		
<i>macrophthalmus, Antonogadus</i>	50		
<i>macrophthalmus, Gaidropsarus</i>	50		
<i>macropogon, Ventrifossa</i>	301		
<i>macrops, Bathygadus</i>	94		
<i>macroptera, Ventrifossa</i>	303		
<i>macrophthalmus, Gaidropsarus</i>	49		
<i>macrorhynchus, Coelorinchus</i>	138		
MACROURIDAE	90		
MACROURINAE	98		
MACROUROIDINAE	311		
<i>Macrourus</i>	233		
<i>Macrourus asper</i>	304		
<i>Macrourus berglax</i>	235		
<i>Macrourus carinatus</i>	236		
<i>Macrourus cinereus</i>	207		
<i>Macrourus holotrachys</i>	236,237,238		
<i>Macrourus nasutus</i>	281		
<i>Macrourus (Nematonurus) longifilis</i>	211		
<i>Macrourus rupestris</i>	154,235		
<i>Macrourus stroemii</i>	217		
<i>Macrourus whitsoni</i>	238		
<i>Macruronus</i>	322		
<i>Macruronus argentinae</i>	325		
<i>Macruronus capensis</i>	324		
<i>Macruronus magellanicus</i>	325		
<i>Macruronus novae-zelandiae</i>	326		
<i>Macruronus novaezelandiae</i>	325		
<i>Macruroplus</i>	248		
<i>Macruroplus brevibarbus</i>	267		
<i>Macruroplus guentheri</i>	210		
<i>Macruroplus nasutus</i>	306		
<i>Macruroplus potronus</i>	309		
<i>Macruroplus pudens</i>	282		
<i>Macruroplus sclerorhynchus</i>	284		
<i>Macruroplus serratus</i>	264		

<i>Malacocephalus laevis</i>	242	<i>Melanogrammus aeglefinus</i>	54
<i>Malacocephalus (M.) hawaiiensis</i>	241	MELANONIDAE	318
<i>Malacocephalus (M.) luzonensis</i>	241	<i>Melanonus</i>	318
<i>Malacocephalus (M.) nipponensis</i>	241	<i>Melanonus gracilis</i>	318
<i>Malacocephalus occidentalis</i>	243	<i>Melanonus zugmayeri</i>	318
<i>Malacocephalus (P.) boretzi</i>	241	<i>melanopterus, Gadomus</i>	97
<i>Malacocephalus (P.) okamurai</i>	241	<i>melanostomus, Gadus</i>	61
<i>Malacocephalus (Pawurus) occidentalis</i>	243	<i>melanurum, Laemonema</i>	361
Malactos	67	Melu	62
Maltona	334	Menek	31
Mankana	80	Menyok	31,56
Mantiz morski	65	Merlan	57
<i>maraldi, Gadella</i>	359	Merlan argenté	39
<i>maraldi, Merluccius</i>	359	Merlan bleu	61,62
<i>maraldi, Uraleptus</i>	358,359	Merlan bleu austral	60
Marbled moray cod	381	Merlan de Paris	62
<i>marginata, Austrophycis</i>	356	Merlan vert	72
<i>marginatus, Coryphaenoides</i>	214	Merlana	57
<i>marginatus, phycis</i>	83	<i>Merlangius</i>	55
<i>marginatus, Physiculus</i>	356	<i>Merlangius (Huttonichthys) australis</i>	332
Maria	54	<i>Merlangius merlangus</i>	56
<i>marina, Tinca</i>	68	<i>Merlangius merlangus euxinus</i>	56
Marini's grenadier	172	<i>Merlangius merlangus merlangus</i>	56
<i>marinii, Coelorhynchus coelorhynchus</i>	172	Merlango	337
<i>marinii, Coelorinchus</i>	172	<i>Merlangus albus</i>	61
<i>maris-albi, Gadus callarius</i>	47	<i>Merlangus argenteus</i>	39
<i>maris-albi, Gadus morhua</i>	47	<i>Merlangus carbonarius</i>	71
<i>marisrubri, Physiculus</i>	370	<i>Merlangus communis</i>	50,61
Marlin spike	267	<i>merlangus euxinus, Gadus</i>	56
Marlin spike grenadier	266	<i>merlangus euxinus, Merlangius</i>	56
Marloz	340	<i>merlangus euxinus, Odontogadus</i>	56
<i>marlucius, Hidronus</i>	339	<i>merlangus merlangus, Gadus</i>	56
<i>marmoratus, Muraenolepis</i>	381	<i>merlangus, Gadus merlangus</i>	56
Marmota	336,340,341,342	<i>Merlangus, linnei</i>	56
<i>maroccanus, Trachinoides</i>	339	<i>merlangus, Merlangius</i>	56
<i>marshalli, Coryphaenoides (C.)</i>	201	<i>merlangus, Merlangius merlangus</i>	56
Maruca	64,65	<i>merlangus merlangus, Merlangius</i>	56
Maruca azul	63	<i>merlangus merlangus, Odontogadus</i>	56
<i>Mataeocephalus</i>	244	<i>merlangus, Odontogadus merlangus</i>	56
<i>Mataeocephalus acipenserinus</i>	246	<i>Merlangus pertusis</i>	61
<i>Mataeocephalus adustus</i>	245	<i>Mertangus polaris</i>	27
<i>Mataeocephalus microstomus</i>	245	<i>Merlangus pollachius</i>	70
<i>Mataeocephalus nigrescens</i>	245	<i>Merlangus purpureus</i>	71
<i>Mataeocephalus tenuicauda</i>	247	<i>Merlangus vernalis</i>	61
<i>matamua, Coelorinchus</i>	173	<i>Merlangus virens</i>	71
<i>matsubarai, Coelorinchus</i>	138	<i>Merlangus vulgaris</i>	56
<i>mccllellandi, Bregmaceros</i>	16,17	Merlano	57
<i>meadi, Antimora</i>	354	Merlin	57
<i>mediterranea, Mora</i>	369	Merlu	57,331,340, 342,344
<i>mediterranea, Motella</i>	50	Merlu argenté	334
Mediterranean bigeye rockling	49	Merlu argenté du large de l'Atlantique NO	330
Mediterranean, codling	366	Merlu austral	332
<i>mediterraneus, Coryphaenoides (C.)</i>	201	Merlu d'Afrique tropicale	341
<i>mediterraneus, Enchelyopus</i>	50	Merlu d'Argentine	337
<i>mediterraneus, Gaidropsarus</i>	49,50	Merlu du Cap	335
<i>mediterraneus, Onos</i>	50	Merlu du Chili	336
<i>mediterraneus, Phycis</i>	68	Merlu du Pacifique nord	342
Medzid	57	Merlu de Panama	331
<i>megalokynodon, Antonogadus</i>	49	Merlu du Sénégal	343
<i>megalokynodon, Motella</i>	49	Merlu européen	339
<i>megalops, Austrophycis</i>	356	MERLUCCIIDAE	319
<i>megalops, Phocaegadus</i>	26	<i>Merluccius</i>	327
<i>Melanobranchnus</i>	93	<i>Merluccius albidus</i>	327
<i>melanobranchnus, Bathygadus</i>	95	<i>Merluccius ambiguous</i>	359
<i>Melanogrammus</i>	54		

<i>Merluccius angusticeps</i>	331	Merluza europea.....	339
<i>Merluccius angustimanus</i>	331	Merluza Norteamericana	334
<i>Merluccius argentatus</i>	339	Merluza panameria.....	331
<i>Merluccius attenuatus</i>	359	Merluza senegalesa	343
<i>Merluccius australis</i>	332	Merluzas.....	319
<i>Merluccius bilinearis</i>	330,334,337	Merluzovye.....	340
<i>Merluccius cadenati</i>	341	Merluzy.....	340
<i>merluccius cadenati, Merluccius</i>	339	Merluzzetto.....	80
<i>Merluccius capensis</i>	335	Merluzzetto bruno.....	79
<i>merluccius capensis, Merluccius</i>	335	Merluzzo.....	340
<i>Merluccius gayi</i>	331	Merluzzo giallo.....	71
<i>Merluccius gayi</i>	332,336,337	Merluzzo nero.....	72
<i>Merluccius gayi australis</i>	332	Methy	54
<i>Merluccius gayi hubbsi</i>	332,337	Mexican grenadier	215
<i>Merluccius gayi polylepis</i>	332	<i>mexicanus, Coryphaenoides</i>	215
<i>Merluccius hernandezi</i>	330	Mezgit.....	57
<i>Merluccius hubbsi</i>	337	<i>microcephalus, Lepidion</i>	364
<i>Merluccius linnei</i>	339	<i>microcephalus, Muraenolepis</i>	382
<i>Merluccius magnoculus</i>	330	<i>Microgadus</i>	57
<i>Merluccius maraldi</i>	359	<i>Microgadus proximus</i>	58
<i>merluccius, Merluccius</i>	339	<i>Microgadus tomcod</i>	58
<i>Merluccius merluccius</i>	339	<i>microlepis, Antimora</i>	353
<i>Merluccius merluccius cadenati</i>	341	<i>Micromesistius</i>	60
<i>Merluccius merluccius capensis</i>	335	<i>Micromesistius australis</i>	60
<i>Merluccius merluccius hubbsi</i>	337	<i>Micromesistius australis australis</i>	60
<i>Merluccius merluccius paradoxus</i>	340	<i>Micromesistius australis pallidus</i>	60
<i>Merluccius merluccius polli</i>	341	<i>Micromesistius poutassou</i>	61
<i>Merluccius merluccius senegalensis</i>	343	<i>micronemus, Bathygadus</i>	94
<i>Merluccius paradoxus</i>	340	<i>micronychodon, Nezumia</i>	276
<i>merluccius paradoxus, Merluccius</i>	340	<i>microps, Coryphaenoides (C.)</i>	201
<i>Merluccius polli</i>	341	<i>microps, Muraenolepis</i>	383
<i>merluccius polli, Merluccius</i>	341	<i>microstomus, Mataeocephalus</i>	245
<i>Merluccius polylepis</i>	332	Miller's grenadier	278
<i>Merluccius productus</i>	342	<i>milleri, Nezumia</i>	278
<i>Merluccius senegalensis</i>	343	<i>minimus, Gadus</i>	73
<i>merluccius senegalensis, Merluccius</i>	343	<i>minor, Couchia</i>	32
<i>Merluccius smiridus</i>	339	<i>minor, Gadus</i>	75
<i>Merluccius vulgaris</i>	330,334,339	Mintai.....	76
Merluce.....	72,340	<i>minutus, Brachygadus</i>	80
Merluce à longues nageoires	67,68	<i>minutus capelanus, Trisopterus</i>	80
Merluce blanche	71,88	<i>minutus, Gadulus</i>	80
Merluce écureuil.....	83	<i>minutus minutus, Trisopterus</i>	80
Merluchon.....	340	<i>minutus, Trisopterus</i>	80
<i>Merlucius ambiguus</i>	339	<i>mirus, Coelorinchus</i>	138
<i>Merlucius esculentus</i>	339	Misaki grenadier	304
<i>Merlucius lanatus</i>	339	Misaki sokodara	305
<i>Merlucius sinuatus</i>	339	<i>misakia, Ventrifossa</i>	304
<i>Merlucius uraleptus</i>	359	<i>misakius, Lionurus (Nezumia)</i>	304
Merlus.....	319	<i>mixtus, Gadus tomcodus</i>	58
Merlutso.....	80	<i>modesta, Laemonema</i>	361
Merluza	331,332,337,339,	Moille.....	67
	340,343	<i>mola, Lota</i>	64
Merluza Argentina	337	Mollera.....	80
Merluza austral.....	332,334,339	Mollera azul	354
Merluza azul	327	Mollera moranella.....	369
Merluza blanca de altura.....	330	Mollera pigada	67
Merluza Chilena	336	Móllera roquera.....	69
Merluza cola de rata.....	325	Molo.....	57
Merluza de Benguela	341	<i>molokaiensis, Gadella</i>	358
Merluza de cola	325	Molva.....	63,65
Merluza de tres aletas.....	61	<i>Molva abyssorum</i>	63
Merluza del Cabo.....	335	<i>Molva byrkelange</i>	63
Merluza del Pacifico Norte	342	<i>Molva dipterygia</i>	63
Merluza del sur.....	334	<i>Molva dipterygia dipterygia</i>	63
Merluza española.....	334	<i>Molva dypterygia</i>	63

<i>Molva linnei</i>	64	<i>Motella caudacuta</i>	38
<i>Molva lota</i>	53	<i>Motella cimbrica</i>	38
<i>Molva maculosa</i>	53	<i>Motella communis</i>	50
<i>molva, Molva</i>	64	<i>Motella (Couchia) argenteola</i>	32
<i>Molva molva</i>	64	<i>Motella fusca</i>	50
<i>Molva occhiona</i>	64	<i>Motella maculata</i>	52
<i>Molva vulgaris</i>	64	<i>Motella mediterranea</i>	50,51
<i>Molvella borealis</i>	32	<i>Motella megalokynodon</i>	49
Molwa	65	<i>Motella mustela</i>	32
Molwa nibieska	64	<i>Motella tricirrata</i>	51
<i>Momonatira</i>	368	<i>Motella vulgaris</i>	51
<i>Momonatira globosus</i>	368	Motelle	49
<i>Momonatira paulini</i>	368	Motelle à cinq barbillons	32
<i>Mora</i>	369	Motelle à quatre barbillons	38
<i>Mora dannevigii</i>	369	Motelle à trois barbillons	51
<i>Mora mediterranea</i>	369	Motelle commune	51,52
<i>Mora moro</i>	369	Motelle de Méditerranée	50
<i>Mora pacifica</i>	369	Moustela de rotas	69
Moras	346	Moustelle	67
Moray cods	380	Moustelo blanco	67
<i>Morhua aeglefinus</i>	54	Moustelo de roco	67
<i>Morhua barbata</i>	79	<i>mucocephalus, Ventrifossa</i>	305
<i>morhua, Gadus</i>	44	Mud hake	89
<i>morhua, Gadus morhua</i>	44	Mugura grenadier	167
<i>morhua kildinensis, Gadus</i>	44	Mugura hige	168
<i>Morhua lusca</i>	79	<i>multifilis, Gadomus</i>	97
<i>morhua macrocephalus, Gadus</i>	42	<i>multispinulosus, Coelorinchus</i>	174
<i>morhua Gadus</i>	47	Munedara	111
<i>morhua morhua, Gadus</i>	44	MURAENOLEPIDIDAE	380
<i>morhua ogac, Gadus</i>	47	<i>Muraenolepis</i>	380
<i>Morhua punctata</i>	44	<i>Muraenolepis marmoratus</i>	381
<i>Morhua vulgaris</i>	44	<i>Muraenolepis microcephalus</i>	382
MORIDAE	346	<i>Muraenolepis microps</i>	383
Mormoro	80	<i>Muraenolepis orangiensis</i>	384
Moro	370	Murluts	57
Moro commun	369	<i>murrayi, Trachyrincus</i>	313
<i>moro, Mora</i>	369	<i>murrayi, Coryphaenoides (C.)</i>	201
Moros	346	Musdea	67,69
<i>morosum, Laemonema</i>	363	Musdea bianca	67
<i>Morrhua americana</i>	44	Musdea Bianca	69
<i>Morrhua californica</i>	58	Musdea nera	371
<i>Morrhua proxima</i>	58	<i>mustela, Ciliata</i>	32
<i>Morrhua pruinosa</i>	58	Mustela de fundu	67
<i>Morrhua tomcodus</i>	58	<i>mustela, Enchelyopus</i>	32
Morskoy nalim	51	Mustela fusca	50
Morszczuk	340	<i>mustela, Gaidropsarus</i>	32
<i>mortoni, Coelorhynchus</i>	146	<i>mustela, Motella</i>	32
Morue	47	<i>mustela, Onos</i>	32
Morue arctique	26,36	Mustella	67
Morue boréale	34	<i>mustella, Onos</i>	50
Morue de l'Atlantique	45	<i>mustellaris, Gaidropsarus</i>	50
Morue du Pacifique	42	Musuji sokodara	160
Morue lingue	65	<i>myersi, Coryphaenoides</i>	201
Morue ogac	47	<i>Mystaconurus</i>	224
Morue polaire	27		
Morva capelanus	80		
Moseleya	183		
<i>Moseleya cyclolepis</i>	205		
<i>Moseleya longifilis</i>	211		
Mostela	67		
Mostelle de fond	67,78		
Mostelle de roche	69		
Mostia kabirah	67		
Mostia saghirah	69		
Motele me mustaqe	51		

N

<i>namatahi, Nezumia</i>	263
<i>nana, Laemonema</i>	361
<i>nanus, Gadus</i>	44
Nasalli	340
<i>nascens, Hymenocephalus (H.)</i>	230
Nasello	340
Nasello azzurro	327

Nasellu	57	<i>Nezumia macronema</i>	263
Nasellu	62	<i>Nezumia micronychodon</i>	276
<i>nasuta</i> , <i>Ventrifossa</i>	306	<i>Nezumia milleri</i>	278
<i>nasutus</i> , <i>Coryphaenoides</i>	216	<i>Nezumia namatahi</i>	263
<i>nasutus</i> , <i>Macrourus</i>	281	<i>Nezumia nigromaculata</i>	309
<i>nasutus</i> , <i>Macruropus</i>	306	<i>Nezumia obliquata</i>	263
<i>nasutus</i> , <i>Macrurus</i>	216	<i>Nezumia orbitalis</i>	279
<i>natalensis</i> , <i>Coelorhynchus</i> (<i>Paramacrurus</i>)	155	<i>Nezumia parini</i>	263
<i>natalensis</i> , <i>Lepidion</i>	364	<i>Nezumia polylepis</i>	263
<i>natalensis</i> , <i>Physiculus</i>	370	<i>Nezumia propinqua</i>	280
<i>Navaga</i>	36,37	<i>Nezumia propinquus</i>	280
<i>navaga</i> , <i>Eleginus</i>	36	<i>Nezumia proxima</i>	281
<i>navaga</i> , <i>Eleginus navaga</i>	36	<i>Nezumia proximus</i>	281
<i>nava gracilis</i> , <i>Eleginus</i>	34	<i>Nezumia pudens</i>	282
<i>nava karaensis</i> , <i>Eleginus</i>	34	<i>Nezumia pulchella</i>	283
Nazalli	57,80	<i>Nezumia sclerorhynchus</i>	284
Nazalli azraq	62	<i>Nezumia semiquinciata</i>	263
Nazelli	62,340,80	<i>Nezumia spinosa</i>	263
<i>nectabanus</i> , <i>Bregmaceros</i>	16	<i>Nezumia stegidolepis</i>	286
<i>Nematonurus abyssorum</i>	205	<i>Nezumia stelgidolepis</i>	286
<i>Nematonurus acrolepis</i>	202	<i>Nezumia suilla</i>	263
<i>Nematonurus armatus</i>	205	<i>Nezumia tinro</i>	263
<i>Nematonurus gigas</i>	205	<i>Nezumia toi</i>	263
<i>Nematonurus goodei</i>	205	<i>Nezumia tomiyamai</i>	263
<i>Nematonurus longifilis</i>	211	<i>Nezumia trichiura</i>	270
<i>Nematonurus pectoralis</i>	110	<i>Nezumia ventralis</i>	263
<i>Nematonurus</i> sp. aff. <i>altipinnis</i>	209	<i>niger</i> , <i>Raniceps</i>	73
<i>Nematonurus suborbitalis</i>	205	<i>nigrescens</i> , <i>Mataeocephalus</i>	245
<i>nematopus</i> , <i>Physiculus</i>	370	<i>nigrescens</i> , <i>Physiculus</i>	370
<i>Nemusa</i>	40	<i>nigripinnis</i> , <i>Physiculus</i>	371
<i>neonectabanus</i> , <i>Bregmaceros</i>	16	<i>nigrodorsalis</i> , <i>Ventrifossa</i>	307
New Zealand whiptail	327	<i>nigromaculata</i> , <i>Nezumia</i>	309
Nezumi-dara	270	<i>nigromaculata</i> , <i>Ventrifossa</i>	309
<i>Nezumia</i>	248	<i>nigromaculata</i> , <i>Ventrifossa</i> (<i>Lucigadus</i>)	309
<i>Nezumia aequalis</i>	264	<i>nigromaculatus</i> , <i>Lionurus</i>	309
<i>Nezumia africana</i>	263	<i>nigromarginata</i> , <i>Ventrifossa</i>	296
<i>Nezumia atlantica</i>	265	<i>nipponensis</i> , <i>Malacocephalus</i> (<i>M.</i>)	241
<i>Nezumia bairdi</i>	266	<i>nipponicus</i> , <i>Bathygadus</i>	94
<i>Nezumia brevibarbata</i>	267	<i>Nishi nezumidara</i>	266
<i>Nezumia brevibarbatus</i>	267	<i>Nishi toujin</i>	177
<i>Nezumia brevirostris</i>	263	<i>Nordisk Tangbrosme</i>	33
<i>Nezumia bubonis</i>	263	<i>normani</i> , <i>Physiculus</i>	371
<i>Nezumia burragei</i>	263	<i>norops</i> , <i>Gadella</i>	358
<i>Nezumia condylura</i>	269	<i>North Atlantic codling</i>	365
<i>Nezumia convergens</i>	270	<i>North Pacific hake</i>	342
<i>Nezumia cuspidata</i>	270	<i>Northern bastard codling</i>	375
<i>Nezumia cyrano</i>	263	<i>Northern bastard red cod</i>	376
<i>Nezumia dara</i>	263	<i>Northern rockling</i>	33
<i>Nezumia duodecim</i>	271	<i>norvegicus</i> , <i>Coryphaenoides</i>	217
<i>Nezumia ectenes</i>	263	<i>norvegicus</i> , <i>Lepidoleprus</i>	217
<i>Nezumia evides</i>	263	<i>norvegicus</i> , <i>Macrurus</i>	217
<i>Nezumia gracillicauda</i>	286	<i>Norway pout</i>	77,78
<i>Nezumia hebetata</i>	263	<i>Norwegian pollock</i>	76
<i>Nezumia hige</i>	142	<i>Notable whiptail</i>	161
<i>Nezumia hildebrandi</i>	264	<i>notatus</i> , <i>Coelorinchus</i>	138
<i>Nezumia holocentra</i>	263	<i>novaezelandiae</i> , <i>Gaidropsarus</i>	49
<i>Nezumia infranudis</i>	263	<i>novae-zelandiae</i> , <i>Macruronus</i>	325
<i>Nezumia investigatoris</i>	263	<i>novaezelandiae</i> , <i>Macruronus</i>	326
<i>Nezumia kamoharai</i>	263		
<i>Nezumia latirostrata</i>	272		
<i>Nezumia leonis</i>	263		
<i>Nezumia liolepis</i>	274		
<i>Nezumia</i> (<i>Lionurus</i>) <i>aequalis</i>	264		
<i>Nezumia longebarbata</i>	263		
<i>Nezumia loricata</i>	275		
		O	
		<i>obensis</i> , <i>Lota vulgaris</i>	53
		<i>obliquata</i> , <i>Nezumia</i>	263
		<i>obscurus</i> , <i>Gadella</i>	358

<i>Phycis borealis</i>	88	Plegonero	56,57
<i>Phycis brésilien</i>	82	Plouse	79
<i>Phycis chesteri</i>	67	<i>Podonema longipes</i>	363
<i>Phycis chuss</i>	83	<i>Podonematischthys longipes</i>	363
<i>Phycis de Floride</i>	86	Polaca	60,61
<i>Phycis de fond</i>	67	Polar cod	27,29
<i>Phycis de roche</i>	68,69	Polardorsch	29
<i>Phycis dekayi</i>	88	<i>polaris, Boreogadus</i>	27
<i>Phycis filamentosus</i>	83	<i>polaris, Merlangus</i>	27
<i>Phycis furcatus</i>	66,68,88	<i>polaris, Pollachius</i>	27
<i>Phycis limbatus</i>	68	Polartorsk	29
<i>Phycis marginatus</i>	83	<i>Pollachius</i>	69
<i>Phycis mediterraneus</i>	68	<i>Pollachius carbonarius</i>	71
<i>phycis, Phycis</i>	68	<i>Pollachius chalcogrammus</i>	75
<i>Phycis phycis</i>	68	<i>Pollachius chalcogrammus fucensis</i>	75
<i>Phycis punctatus</i>	87	<i>Pollachius linnei</i>	70
<i>Phycis ranina</i>	73	<i>pollachius, Merlangus</i>	70
<i>Phycis regalis</i>	87	<i>Pollachius polaris</i>	27
<i>Phycis tacheté</i>	87	<i>pollachius, Pollachius</i>	70
<i>Phycis tenuis</i>	88	<i>Pollachius pollachius</i>	70
<i>Phisics tinca</i>	66	<i>Pollachius typus</i>	70
<i>Physiculus</i>	370	<i>Pollachius virens</i>	71
<i>Physiculus argyropastus</i>	370	Pollack	70,71
<i>Physiculus bachus</i>	373	Pollak	71
<i>Physiculus barbatus</i>	374	<i>polli, Merluccius</i>	341
<i>Physiculus capensis</i>	370	<i>polli, Merluccius merluccius</i>	341
<i>Physiculus chigodarana</i>	370	Pollock	72
<i>Physiculus coheni</i>	370	<i>polylepis, Merluccius</i>	332
<i>Physiculus cynodon</i>	370	<i>polylepis, Merluccius</i>	332
<i>Physiculus dalwigkii</i>	371	<i>polylepis, Nezumia</i>	263
<i>Physiculus fulvus</i>	370	<i>polymorphus, Gadus</i>	58
<i>Physiculus grinnelli</i>	370	Ponticos	67
<i>Physiculus helenaensis</i>	370	Pontikópsaro	65
<i>Physiculus huloti</i>	370	Poor cod	80
<i>Physiculus japonica</i>	370,372	Popeye grenadier	207,208
<i>Physiculus karrerae</i>	370	<i>potassoa, Gadus</i>	61
<i>Physiculus kaupi</i>	370	Potassolo	62
<i>Physiculus longicavis</i>	370	<i>potronus, Macruropus</i>	309
<i>Physiculus longifilis</i>	370	Poulamon	59
<i>Physiculus luminosa</i>	370	Poulamon de l'Atlantique	58
<i>Physiculus marginatus</i>	356	Poulamon du Pacifique	58
<i>Physiculus marisrubri</i>	370	Poule de mer	79
<i>Physiculus natalensis</i>	370	Pout	79
<i>Physiculus nematopus</i>	370	Poutassou	62
<i>Physiculus nigrescens</i>	370	<i>poutassou, Boreogadus</i>	61
<i>Physiculus nigripinnis</i>	371	<i>poutassou, Gadus</i>	61
<i>Physiculus normani</i>	371	<i>poutassou, Micromesistius</i>	61
<i>Physiculus peregrinus</i>	371	Pouting	79
<i>Physiculus (Pseudophysicis) bachus</i>	373	<i>productus, Coelorinchus</i>	179
<i>Physiculus rastrelliger</i>	371	<i>productus, Merluccius</i>	342
<i>Physiculus rhodopinnis</i>	371	<i>profundicolus, Coryphaenoides</i>	201
<i>Physiculus roseus</i>	371	<i>propinqua, Nezumia</i>	280
<i>Physiculus sterops</i>	371	<i>propinquus, Lionurus</i>	280
<i>Physiculus sudanensis</i>	371	<i>propinquus, Nezumia</i>	280
<i>Physiculus talarae</i>	371	Prosfygaki	62
<i>Physiculus therosideros</i>	371	<i>proxima, Morrhua</i>	58
<i>Physiculus yoshidae</i>	371	<i>proxima, Nezumia</i>	281
Physis de fond	66	<i>proximus, Lionurus</i>	281
Pichelim	62	<i>proximus, Microgadus</i>	58
Piksha	55	<i>proximus, Nezumia</i>	281
<i>pinnatus, Lyconus</i>	322	<i>pruinosa, Morrhua</i>	58
<i>piriei, Cynomacrurus</i>	223	<i>pruinosa, Gadus</i>	58
Plainfin grenadier	299	<i>pseudoparallelus, Coelorinchus</i>	139
Plamcak	55	<i>Pseudophysicis</i>	373
<i>platorhynchus, Coelorinchus</i>	138	<i>Pseudophysicis bacchus</i>	373

<i>Pseudophycis bachus</i>	373
<i>Pseudophycis barbata</i>	374
<i>Pseudophycis breviuscula</i>	375
Pucinca	62
<i>pudens, Macruroplus</i>	282
<i>pudens, Nezumia</i>	282
Pugnose grenadier	269,289
<i>pulchella, Lionurus (Nezumia)</i>	282
<i>pulchella, Nezumia</i>	283
<i>pumiliceps, Sphagemacrurus</i>	288
<i>punctata, Morhua</i>	44
<i>punctatus, Auchenoceros</i>	355
<i>punctatus, Bregmaceros</i>	355
<i>punctatus, Gadus</i>	87
<i>punctatus, Phycis</i>	87
<i>purpureus, Gadus</i>	71
<i>purpureus, Merlangus</i>	71
Putassu	62
Putasu	62
<i>pygmaeus, Gadus</i>	42
Pyjoreapyrstoinen	65

Q

<i>quadricristatus, Coelorinchus</i>	138
<i>quadripennatus, Coryphaenoides (Coryphaenoides)</i>	220
Quincuncia	111
<i>quincunciatus, Coelorinchus</i>	138

R

<i>radcliffei, Coelorinchus</i>	138
<i>Raniceps</i>	73
<i>Raniceps fuscus</i>	73
<i>Raniceps jago</i>	73
<i>Raniceps niger</i>	73
<i>Raniceps raninus</i>	73
<i>Raniceps trifurcatus</i>	73
<i>ranina, Phycis</i>	73
<i>raninus, Blennius</i>	73
<i>raninus, Gadus</i>	73
<i>raninus, Raniceps</i>	73
<i>raptor, Gadus</i>	64
<i>rarisquamosus, Bregmaceros</i>	16
Rat tail	267
Raton	151,210
Ratones	90
Rattail	307
Rattails	90
Rauhkopfiger Grenadierfisch	236
Rdzawiec	71
Red cod	374
Red codling	373
Red hake	83,84
<i>regalis, Enchelyopus</i>	87
<i>regalis, Phycis</i>	87
Regania	93
<i>regia, Urophycis</i>	87
Renacuajo de mar	377
<i>rhacinus, Lotella</i>	368
<i>rhina, Antimora</i>	354
<i>Rhinonemus caudacuta</i>	38
<i>Rhinonemus cimbricus</i>	38

<i>rhipidodorsalis, Ventrifossa</i>	296
<i>rhodochir, Laemonema</i>	361
<i>rhodopinnis, Physiculus</i>	371
<i>riahi, Onus</i>	339
Ribaldo	370
Ricardo	67
<i>richardi, Sphagemacrurus</i>	288
<i>rissoi, Lepidion</i>	366
<i>robustum, Laemonema</i>	361
Rock cod	367
Rock grenadier	219
<i>roseus, Physiculus</i>	371
<i>rostrata, Antimora</i>	354
Rough head whiptail	145
Rough scaled grenadier	203
Roughhead grenadier	236
Roughsnout grenadier	316
Roughtip grenadier	284
Roundnose grenadier	217,219
<i>ruber, Gadus</i>	44,339
<i>rubescens, Lepidion</i>	366
<i>rudis, Coryphaenoides (C.)</i>	201
<i>rupestris, Coryphaena</i>	217,235
<i>rupestris, Coryphaenoides</i>	217
<i>rupestris, Gadus</i>	44
<i>rupestris, Macrurus</i>	154,235
<i>rupestris, Macrurus</i>	217
<i>rupestris, Macrurus (Coryphaenoides)</i>	217

S

Saai	340
Saffron cod	34
Sagami grenadier	300
Sagami sokodara	301
Saida	72
<i>saida, Boreogadus</i>	27
Saika	29
<i>saikaiensis, Ventrifossa</i>	296
Saint pierre	55
Saithe	71,72
<i>Salilota</i>	376
<i>Salilota australis</i>	377
<i>Salilota bovei</i>	377
Salmonete preto	370
Salouvardas	69
Saqqaya	340
<i>scabrus, Trachyrincus</i>	316
<i>scaphopsis, Coelorhynchus</i>	181
<i>scaphopsis, Coelorinchus</i>	181
Schellfisch	55
Schelviskkuller	55
<i>schmidtii, Lepidion</i>	364
<i>sclerorhynchus, Lionurus (Nezumia)</i>	284
<i>sclerorhynchus, Macruroplus</i>	284
<i>sclerorhynchus, Macrurus</i>	210
<i>sclerorhynchus, Nezumia</i>	284
<i>scotica, Brosmius</i>	29
Seehecht	340
Seelachs	72
Sei	72
<i>sellai, Onos</i>	50
<i>semiquincunciata, Nezumia</i>	263
<i>semiscaber, Coryphaenoides (C.)</i>	201

Taoúki	57	<i>trichiurus</i> , <i>Macrurus</i>	270
Tasmanian codling	357	<i>trichiurus</i> , <i>Lionurus</i> (<i>Nezumia</i>)	270
Tenaga dara	171	<i>trichiurus</i> , <i>Sphagemacurus</i>	270
Tengu hige	180	<i>triccirrata</i> , <i>Motella</i>	51
<i>tenuicauda</i> , <i>Mataeocephalus</i>	247	<i>triccirratu</i> , <i>Gadus</i>	50,51
<i>tenuis</i> , <i>Hymenocephalus</i> (<i>H.</i>)	230	<i>triccirratu</i> , <i>Gaidropsarus</i>	51
<i>tenuis</i> , <i>Phycis</i>	88	<i>triccirratu</i> , <i>Onos</i>	51
<i>tenuis</i> , <i>Urophycis</i>	88	Trident	73,74
<i>tenuis</i> , <i>Urophycis</i> (<i>Emphycis</i>)	88	Trident grenadier	209
<i>thelestomus</i> , <i>Coryphaenoides</i> (<i>C.</i>)	201	<i>trifurcatus</i> , <i>Blennius</i>	73
<i>Theragra</i>	74	<i>trifurcatus</i> , <i>Raniceps</i>	73
<i>Theragra chalcogramma</i>	75	<i>trifurcus</i> , <i>Gadus</i>	73
<i>Theragra chalcogramma chalcogramma</i>	75	<i>triocellatus</i> , <i>Coelorinchus</i>	138
<i>Theragra finnmarkica</i>	76	Tripendesh	62
<i>Theragra fucensis</i>	75	<i>Tripterophycis</i>	378
<i>therosideros</i> , <i>Physiculus</i>	371	<i>Tripterophycis gilchristi</i>	378
<i>Thickbeard grenadier</i>	221	<i>Tripterophycis intermedius</i>	378
<i>thompsoni</i> , <i>Coelorinchus</i>	138	<i>Tripterophycis svetovidovi</i>	378
Thorntooth grenadier	232	<i>Trisopterus</i>	77
Three bearded rockling	51	<i>Trisopterus esmarkii</i>	77
Three bearded rockling	52	<i>Trisopterus luscus</i>	79
Thumb grenadier	283	<i>Trisopterus minutus</i>	80
Tikhookeanskaya treska	44	<i>Trisopterus minutus capelanus</i>	80
Tinca marina	68	<i>Trisopterus minutus minutus</i>	80
<i>tinca</i> , <i>Phycis</i>	66	<i>troubridgii</i> <i>Homalopomus</i>	34
<i>tinro</i> , <i>Nezumia</i>	263	Tusk	29,31
<i>toi</i> , <i>Nezumia</i>	263	Tutchuelak	65
Tojin	163	Twelve rayed grenadier	271
<i>tokiensis</i> , <i>Coelorinchus</i>	138	Two barred whiptail	147
<i>tomcod fuscus</i> , <i>Gadus</i>	58	<i>tydemani</i> , <i>Coryphaenoides</i> (<i>C.</i>)	201
<i>tomcod luteus</i> , <i>Gadus</i>	58	Tylppapyrstoinen molva	64
<i>tomcod</i> , <i>Microgadus</i>	58	<i>typus</i> , <i>Pollachius</i>	70
<i>tomcod mixtus</i> , <i>Gadus</i>	58		
<i>tomcodus</i> , <i>Morrhua</i>	58		
<i>tomiyamai</i> , <i>Nezumia</i>	263		
Toothed whiptail	232		
Torsk	31, 47		
<i>torsk</i> , <i>Blennius</i>	29		
<i>torsk</i> , <i>Gadus</i>	29		
<i>torvus</i> , <i>Hymenocephalus</i> (<i>H.</i>) <i>striatissimus</i>	230		
<i>tosaensis</i> , <i>Lotella</i>	368		
<i>Trachinoides maroccanus</i>	339		
<i>Trachonurus</i>	290		
<i>Trachonurus asperrimus</i>	290		
<i>Trachonurus sentipellis</i>	290		
<i>Trachonurus</i> sp. A	290		
<i>Trachonurus</i> sp. B	290		
<i>Trachonurus</i> sp. C	290		
<i>Trachonurus sulcatus</i>	290		
<i>Trachonurus villosus</i>	290		
<i>trachyrhynchus</i> , <i>Macrurus</i>	316		
<i>trachyrhynchus</i> , <i>Trachyrhynchus</i>	316		
<i>Trachyrhynchus trachyrhynchus</i>	316		
TRACHYRINCINAE	312		
<i>Trachyrincus</i>	313		
<i>Trachyrincus anonyne</i>	316		
<i>Trachyrincus helolepis</i>	315		
<i>trachyrincus</i> , <i>Lepidoleprus</i>	316		
<i>Trachyrincus longirostris</i>	313		
<i>Trachyrincus murrayi</i>	313		
<i>Trachyrincus scabrus</i>	316		
<i>Trachyrincus villegai</i>	317		
Tredadet havkvabbe	52		
Treska	47		
<i>trichiura</i> , <i>Nezumia</i>	270		
		U	
		Ugorova majka pecatica	52
		Ugotica	62
		Ugotica mala	80
		Ugotica srebrenka	40
		Unicorn cod	17
		Unicorn grenadier	179
		<i>Uraleptus maraldi</i>	358,359
		<i>uraleptus</i> , <i>Merlucius</i>	359
		<i>Urophycis</i>	81
		<i>Urophycis brasiliensis</i>	82
		<i>Urophycis chuss</i>	83
		<i>Urophycis cirrata</i>	85
		<i>Urophycis earllii</i>	85
		<i>Urophycis</i> (<i>Emphycis</i>) <i>tenuis</i>	88
		<i>Urophycis floridana</i>	86
		<i>Urophycis regia</i>	87
		<i>Urophycis tenuis</i>	88
		V	
		Vaillant's grenadier	95
		<i>vallanti</i> , <i>Bathygadus</i>	95
		<i>vallanti</i> , <i>Coelorhynchus</i>	168
		<i>variabilis</i> , <i>Coryphaenoides</i>	205
		Varlet	57
		<i>velifer</i> , <i>Coelorinchus</i>	138
		<i>ventralis</i> , <i>Nezumia</i>	263
		<i>Ventrifossa</i>	292

<i>Ventrifossa atherodon</i>	296	Whiting	56,57,343
<i>Ventrifossa (Atherodus) atherodon</i>	296	Whitson's grenadier	238
<i>Ventrifossa barbiger</i>	274	<i>whitsoni, Coryphaenoides</i>	238
<i>Ventrifossa ctenomelas</i>	297	<i>whitsoni, Macrourus</i>	238
<i>Ventrifossa divergens</i>	299	Wijting	57
<i>Ventrifossa fasciata</i>	296	Witlinek	57
<i>Ventrifossa fusca</i>	296	Witte koolvis	71
<i>Ventrifossa garmani</i>	300	Wittling	57
<i>Ventrifossa japonica</i>	296	<i>woodmasoni, Coryphaenoides (C)</i>	201
<i>Ventrifossa johnboborum</i>	296		
<i>Ventrifossa longebarbata</i>	296	Y	
<i>Ventrifossa lucifer</i>	296	<i>yaquinae, Coryphaenoides(N.)</i>	201
<i>Ventrifossa (Lucigadus) nigromaculata</i>	309	Yari hige	175
<i>Ventrifossa macropogon</i>	301	<i>yarrellii, Laemonema</i>	361
<i>Ventrifossa macroptera</i>	303	Yoroi sokodara	239
<i>Ventrifossa misakia</i>	304	<i>yoshidae, Physiculus</i>	371
<i>Ventrifossa mucocephalus</i>	305	Ysa	55
<i>Ventrifossa nasuta</i>	306	Yumi katadara	98
<i>Ventrifossa nigrodorsalis</i>	307	<i>yuvto, Laemonema</i>	361
<i>Ventrifossa nigromaculata</i>	309		
<i>Ventrifossa nigromarginata</i>	296	Z	
<i>Ventrifossa ori</i>	296	<i>zaniophorus, Cariburus</i>	22
<i>Ventrifossa petersonii</i>	310	<i>zaniophorus, Coryphaenoides</i>	221
<i>Ventrifossa rhipidodorsalis</i>	296	<i>zaniophorus, Coryphaenoides (Coryphaenoides)</i>	221
<i>Ventrifossa saikaiensis</i>	296	Zeepuitaal	32
<i>Ventrifossa (Ventrifossa) ctenomelas</i>	297	<i>zugmayeri, Melanonus</i>	318
<i>Ventrifossa (Ventrifossa) occidentalis</i>	243	Zunaga sokodara	170
<i>ventrilux, Coelorinchus</i>	182		
<i>verecunda, Laemonema</i>	361		
<i>vermicularis, Coelorrhynchus</i>	174		
<i>vernalis, Merlangus</i>	61		
<i>vertagus, Gadus</i>	44		
Viakwater stokvis	336		
<i>villegai, Trachyrincus</i>	317		
<i>villosus, Trachonurus</i>	290		
<i>viola, Haloporphyrus</i>	354		
<i>violaceus, Macruroplus</i>	243,284		
<i>violaceus, Macrurus</i>	284		
<i>virens, Merlangus</i>	71		
<i>virens, Pollachius</i>	71		
<i>viridis, Gadus</i>	70		
Vitling	57		
Vorschkväl	74		
<i>vulgaris, Brosmius</i>	29		
<i>vulgaris, Gaidropsarus</i>	49,51		
<i>vulgaris, Lota</i>	53		
<i>vulgaris, Merlangus</i>	56		
<i>vulgaris, Merluccius</i>	330,334,339		
<i>vulgaris, Molva</i>	64		
<i>vulgaris, Morhua</i>	44		
<i>vulgaris, Motella</i>	51		
<i>vulgaris obensis, Lota</i>	53		
<i>vulgaris, Onos</i>	51		
W			
<i>wachna, Gadus</i>	34		
Walleye pollock	76		
<i>weberi, Coelorinchus</i>	138		
Western Atlantic grenadier	265		
Western softhead grenadier	243		
Whiptails	327		
Whiptails	90		
Whitehake	88,89		