

EN - For pricing and availability in your local country please visit one of the below links:

DE - Informationen zu Preisen und Verfügbarkeit in Ihrem Land erhalten Sie über die unten aufgeführten Links:

FR - Pour connaître les tarifs et la disponibilité dans votre pays, cliquez sur l'un des liens suivants:

[DE010022478](#)

[DE010022486](#)

[DE010022494](#)

[ECO-SPP3-E-2C-DM](#)

EN

This Datasheet is presented by
the manufacturer

DE

Dieses Datenblatt wird vom
Hersteller bereitgestellt

FR

Cette fiche technique est
présentée par le fabricant



3M™ Eco SPP3 19" Fibre Optic Patch Panels



3M™ Eco SPP3 19" Fibre Optic Patch Panels

The Eco SPP3 patch panel range is designed as fibre optic patch panel mainly for backbone cable with pigtail splicing in splice cassettes, but can also be used for direct termination with e.g. the 3M Hotmelt- or NPC connectors.

Four entry ports allows the fixing of the backbone cable to 48 fibres through cable glands (16 and 20mm). The panel also offers fixing hooks for manifolds of pre-terminated backbone cable. A central thread allows to stack up to 4 DIN splice cassettes incl. top lid. The cassette is secured against rotation.

The panels have a sliding mechanism with a defined hard stop, which prevents the drawer from being pulled out completely and therefore offers the installer a comfortable handling for both, new installation and re-arrangements.

The Eco SPP3 program offers only panels with pre-terminated couplings.

Pre-assembled pigtail-splice cassette modules are available for easy field assembly of a complete 19" patch panel.

Design Features

- Sliding 1U patch panel with defined stop for the drawer
- Upfolded flaps avoid rotation of DIN splice cassette
- Integrated hooks for convenient fibre management
- U-Slots with bottle neck for better retention of cable glands
- Reduced depth (219 mm)

Features

- Sliding design
- Multiple cable entry ports
- Fixing for breakout manifolds
- Fixing thread for splice tray (DIN)
- Port numbering on front panel
- Universal cage nuts and bolts for 19" frames
- For all common connector standards

Benefits

- Easy handling, Installer friendly
- Handles all kind of backbone cable
- Handles also pre-terminated backbone cable
- Comfortable fibre management
- Easy traceability
- Comfortable installation
- One design fits all applications

Specifications

Material	Zink plated steel, powder coated
Dimensions	43,6 x 482,6 x 219 mm (HxWxD), 19" 1U
Colour	RAL 7035, light grey
Surface	Non structured matt
Port numbering	Screen printed, black
Cable entry	For 2x 16mm and 2x 22mm glands

Included Accessories


- Universal cage nuts, bolts and washers for 19" mounting
- Cable ties for convenient fibre routing
- Instruction manual



Rotation Stop for Splice Cassette

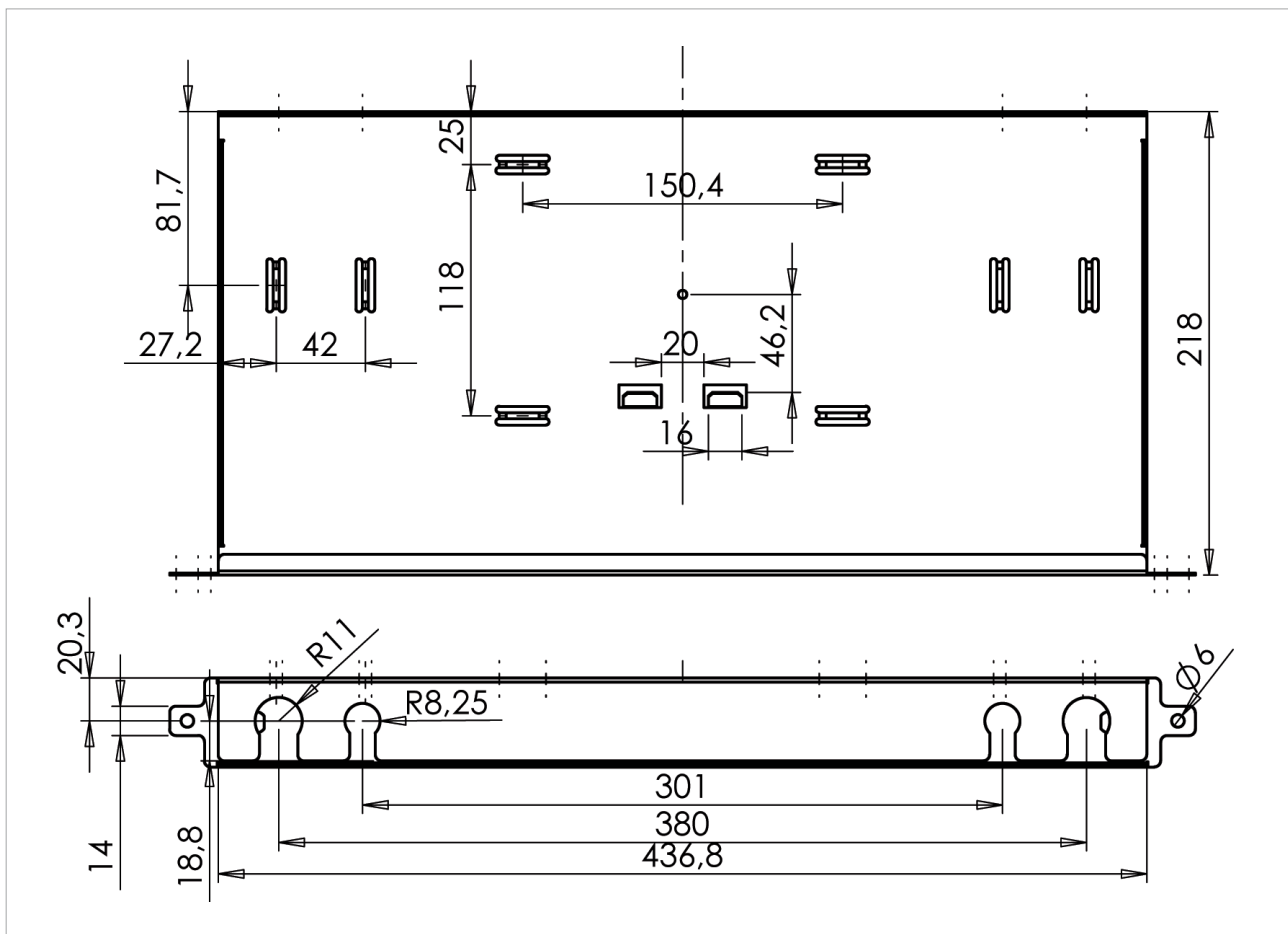


Bottlenecked entries for cable



Screw fixed couplings

Dimensions



Ordering information

Ref. No.



Patch Panel, 1U with 12 ST MM Couplers	ECO-SPP3-E-1T-M
Patch Panel, 1U with 24 ST MM Couplers	ECO-SPP3-E-2T-M
Patch Panel, 1U with 6 SC Duplex MM Couplers	ECO-SPP3-E-6C-DM
Patch Panel, 1U with 12 SC Duplex MM Couplers	ECO-SPP3-E-1C-DM
Patch Panel, 1U with 24 SC Duplex MM Couplers	ECO-SPP3-E-2C-DM
Patch Panel, 1U with 12 SC Simplex SM Couplers	ECO-SPP3-E-1C-SS
Patch Panel, 1U with 24 SC Simplex SM Couplers	ECO-SPP3-E-2C-SS
Patch Panel, 1U with 12 SC/APC Simplex SM Couplers	ECO-SPP3-E-1APC-SS
Patch Panel, 1U with 24 SC/APC Simplex SM Couplers	ECO-SPP3-E-2APC-SS
Patch Panel, 1U with 12 LC Duplex MM Couplers	ECO-SPP3-E-1LC-DM
Patch Panel, 1U with 24 LC Duplex MM Couplers	ECO-SPP3-E-2LC-DM
Patch Panel, 1U with 12 LC Duplex SM Couplers	ECO-SPP3-E-1LC-SS
Patch Panel, 1U with 24 LC Duplex SM Couplers	ECO-SPP3-E-2LC-SS

Ordering information Accessories (not included)


Ref. No.



FO-Splicing cassette

Incl. strain relief and cable mangement
 Dimentions: 155 x 92 x 8 mm (HxWxD)
 Colour: RAL 9001 (cream white)
 PU: 10 pcs

29026-500 31



FO-Splicing cassette

Incl. splice protective holder for 12 crimp splice protector
 and cable mangement
 Dimentions: 155 x 92 x 8 mm (HxWxD)
 Colour: RAL 9001 (cream white)
 PU: 10 pcs

29026-500 30



FO Lid

For splicing casette
 Colour: RAL 9001 (cream white)
 PU: 10 pcs
 PU: 5 pcs

29025-503 30

29025-503 31



Hinge

To connect splicing cassette and lid
 PU: 100 pcs

03-756-00500









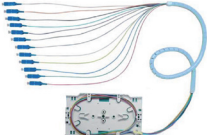
FO-Strain relief

For 12 fibres with Ø 0,9 and 1,1 mm coating
 PU: 50 pcs

29031-000 30

Ordering information Accessories (not included)

Ref. No.

	FO-Splicing protection holder, crimp PU: 10 pcs, for 12 x crimp splice protectors	05-760-08000
	FO-Crimp splice protector PU: 150 pcs	05-760-08 100
	FO-Splicing protection holder, shrink PU: 100 pcs, for 6 x shrink splice protectors	05-760-11900
	FO-Heatshrink splice protector 60 mm FSS 1 PU: 1000 pcs	05-760-12000
	FO-Heatshrink splice protector 45 mm FSS 1 / 2,4 PU: 1000 pcs	05-760-12100
	FO-Splicing holder Fibrlok™ Universal PU: 20 pcs, for 6 x Fibrlok	2529-H
	Pigtail Module ST 50/125 w/DIN-Cassette	FMP-12T5
	Pigtail Module ST 62,5/125 w/DIN-Cassette	FMP-12T6
	Pigtail Module SC/PC 9/125 w/DIN-Cassette	FMP-12C9
	Pigtail Module SC/UPC 9/125 w/DIN-Cassette	FMP-12UPC9
	Pigtail Module SC 50/125 w/DIN-Cassette	FMP-12C5
	Pigtail Module SC 50/125 OM3 w/DIN-Cassette	FMP-12C5OM3
	Pigtail Module SC 62,5/125 w/DIN-Cassette	FMP-12C6
	Pigtail Module FC/PC 9/125 w/DIN-Cassette	FMP-12F9
	Pigtail Module LC/PC 9/125 w/DIN-Cassette	FMP-12L9
	Pigtail Module LC/UPC 9/125 w/DIN-Cassette	FMP-12UPL9
	Pigtail Module LC/PC 950125 w/DIN-Cassette	FMP-12L5
	Pigtail Module LC 50/125 OM3 w/DIN-Cassette	FMP-12L5OM3
	Pigtail Module LC 62,5/125 w/DIN-Cassette	FMP-12L6

Important Notice

Buyer and/or user of this 3M product has to make sure before using this product that it is suitable for the intended use.
All questions of liability relating to this product are subject - in accordance with the prevailing law - to the Terms of Sale of the selling 3M subsidiary. 3M and Fibrlok are trademarks of the 3M company.



3M Telecommunications

Europe, Middle East & Africa
c/o 3M Deutschland GmbH
Carl-Schurz-Straße 1
41453 Neuss · Germany

Tel.: ++49 (0)2131 / 14-5999

Fax: ++49 (0)2131 / 14-5998

Internet: www.3MTelecommunications.com

Rights reserved to make technical alternations.
Dr.Nr. 07-404-97500/06.2008 Index 0

EN - For pricing and availability in your local country please visit one of the below links:

DE - Informationen zu Preisen und Verfügbarkeit in Ihrem Land erhalten Sie über die unten aufgeführten Links:

FR - Pour connaître les tarifs et la disponibilité dans votre pays, cliquez sur l'un des liens suivants:

[DE010022478](#)

[DE010022486](#)

[DE010022494](#)

[ECO-SPP3-E-2C-DM](#)

EN

This Datasheet is presented by
the manufacturer

DE

Dieses Datenblatt wird vom
Hersteller bereitgestellt

FR

Cette fiche technique est
présentée par le fabricant