



Investor Presentation

April 2024

This presentation does not constitute an offer to sell or the solicitation of an offer to buy securities of the FHLBanks; nor shall there be any sale of these securities in any jurisdiction in which such an offer, solicitation or sale would be unlawful. No recommendation is made concerning the securities described in this presentation, and any investment decision as to any purchase of these securities must be made solely on the basis of information contained in the FHLBanks' Information Memorandum, as amended or supplemented (including the information incorporated by reference therein), and no reliance may be placed on the completeness or accuracy of the information contained in this presentation. The FHLBanks' securities are not obligations of the United States and are not guaranteed by the United States.

FORWARD-LOOKING STATEMENTS

Statements contained in this presentation, including statements describing the objectives, projections, estimates, or predictions of the future of the FHLBanks and the Office of Finance, may be "forward-looking statements." These statements may use forward-looking terminology, such as "anticipates," "believes," "could," "estimates," "expects," "intends," "projects," "plans," "may," "should," "will," "would," "likely," "possible," or their negatives or other variations on these terms. Investors should note that forward-looking statements, by their nature, involve risks or uncertainties. Therefore, the actual results could differ materially from those expressed or implied in these forward-looking statements or could affect the extent to which a particular objective, projection, estimate, or prediction is realized.

These forward-looking statements involve risks and uncertainties including, but not limited to, the following: changes in the general economy; changes in interest rates and housing prices; size and volatility of the residential mortgage market; disruptions in the credit and debt markets and the effect on the FHLBanks' funding costs, sources, and availability; levels and volatility of market prices, rates, and indices, including those that could affect the value of investments or collateral held by the FHLBanks as security; monetary and fiscal policies; changes in liquidity in the financial markets; political events, including legislative, regulatory, judicial, or other developments, that affect the FHLBanks, their members, counterparties, dealers of consolidated obligations, or investors in consolidated obligations (including legislative, regulatory or other actions recommended, proposed or implemented as a result of the FHFA's comprehensive review of the FHLBank System); natural disasters, pandemics or other widespread health emergencies, terrorist attacks, civil unrest, geopolitical instability or conflicts, trade disruptions, economic or other sanctions, or other unanticipated or catastrophic events; demand for FHLBank advances; competitive forces, including other sources of funding available to FHLBank members; loss of members and repayment of advances made to those members due to institutional failures, changes in the financial health of members or other factors; changes in investor demand for consolidated obligations, including those resulting from any modification of the credit ratings of the U.S. government or the FHLBanks; the ability to introduce new FHLBank products and services and successfully manage the risks associated with those products and services; and the pace of technological change and the ability to develop, secure, and support technology and information systems to effectively manage the risks, including information security.

Investors are encouraged to consider these and other risks and uncertainties that are discussed in periodic combined financial reports posted on the Office of Finance web site, www.fhlb-of.com, and in reports filed by each FHLBank with the U. S. Securities and Exchange Commission. None of the FHLBanks or the Office of Finance undertakes any obligation to update or revise any forward-looking statements contained in this presentation, whether as a result of new information, future events, changed circumstances, or any other reason.

FHLBanks are High-Quality, Low-Risk Housing GSEs

Durable

**Solid Asset
Quality**



The FHLBanks are reliable liquidity providers through a fully-collateralized lending model that has helped shield the FHLBanks from sustaining credit losses on advances since their creation in 1932.

Scalable

**Dynamic Capital
Base**



Cooperative member-provided capital base is designed to expand and contract in response to member borrowing needs.

Flexible

**Investor and
Market Driven
Issuance Model**



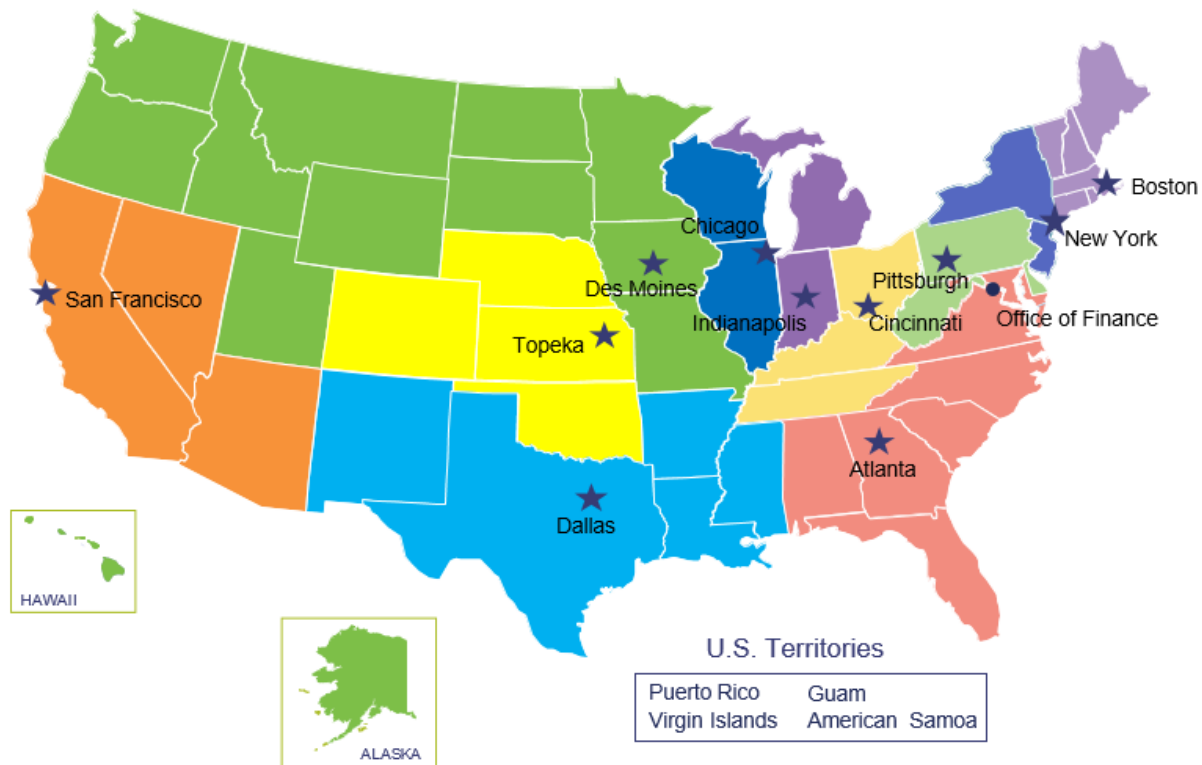
The FHLBanks maintain issuance programs designed to meet changing investor needs.

FHLBank System Overview

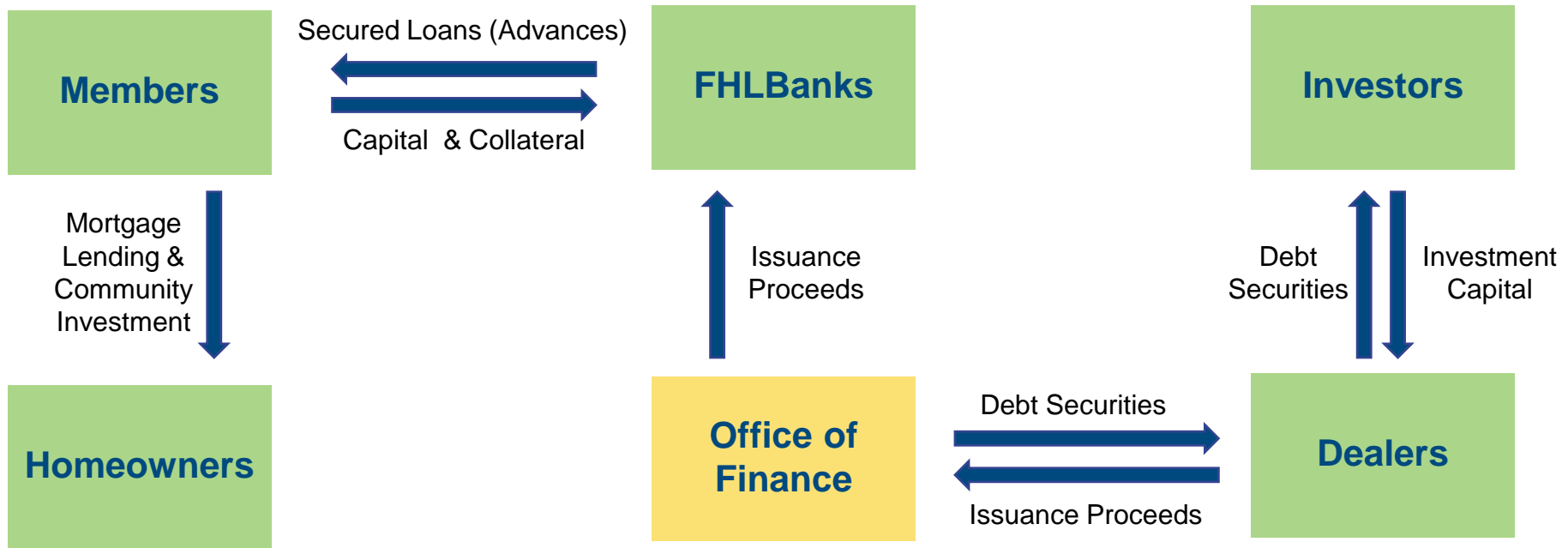
The 11 FHLBanks are government-sponsored enterprises (GSEs) organized as cooperatives under an act of Congress (Federal Home Loan Bank Act of 1932).

FHLBanks serve the general public by providing readily available, low-cost funding to approximately 6,500 members, thereby increasing the availability of credit for residential mortgage lending and investment in housing and community development.

FHLBanks fund their operations principally through the sale of debt securities through the Office of Finance.



FHLBanks Provide Liquidity



Membership is voluntary and generally limited to:

- Federally-insured depository institutions
- Insurance companies
- Community Development Financial Institutions

All senior unsecured debt securities issued through the Office of Finance (“Consolidated Obligations”) are the **joint and several** obligations of all FHLBanks.

Current ratings:

- S&P: AA+ / A-1+ / stable outlook
- Moody’s: Aaa / P-1 / negative outlook

Combined Financial Highlights

(\$ in billions)	2019	2020	2021	2022	2023
Advances (Secured Loans)	\$642	\$423	\$351	\$819	\$810
Cash & Liquidity Investments ⁽¹⁾	207	175	166	207	210
Long Term Investment Securities ⁽²⁾	173	156	146	157	199
Mortgage Loans Held for Portfolio ⁽³⁾	72	63	55	56	61
Total Assets	\$1,099	\$821	\$723	\$1,247	\$1,289
Retained Earnings	\$20.6	\$22.0	\$22.8	\$24.6	\$27.9
Total Capital (GAAP) ⁽⁴⁾	55	50	49	68	72
Regulatory Capital ⁽⁴⁾	56	50	48	69	74
Regulatory Capital Ratio ⁽⁵⁾	5.14%	6.11%	6.67%	5.55%	5.72%
Net Income	\$3.2	\$2.8	\$1.8	\$3.2	\$6.7

1. This includes cash, CDs, fed funds sold, securities purchased under agreements to resell, interest-bearing deposits, and U.S. Treasury Obligations (see Slide 12).
2. See Slide 13 for more information.
3. See Slide 14 for more details about Acquired Mortgage Assets.
4. The difference between total capital (GAAP) and regulatory capital relates primarily to accumulated other comprehensive income (loss), which is excluded from regulatory capital, and mandatorily redeemable capital stock, which is included in regulatory capital.
5. Each FHLBank maintains a minimum 4% regulatory capital-to-asset ratio.

A Self-Capitalizing Model

The capital base of the FHLBanks is comprised of member and activity-based capital. Each FHLBank is required to hold a minimum of 4% regulatory capital, in addition to risk-based and leverage capital requirements. (See the [Capital](#) footnote in the Combined Financial Report for more information.)

- Members are required to capitalize all advances, typically at 4.0% to 5.0% of principal borrowed.
- FHLBanks may repurchase capital stock once the associated advances have been repaid.

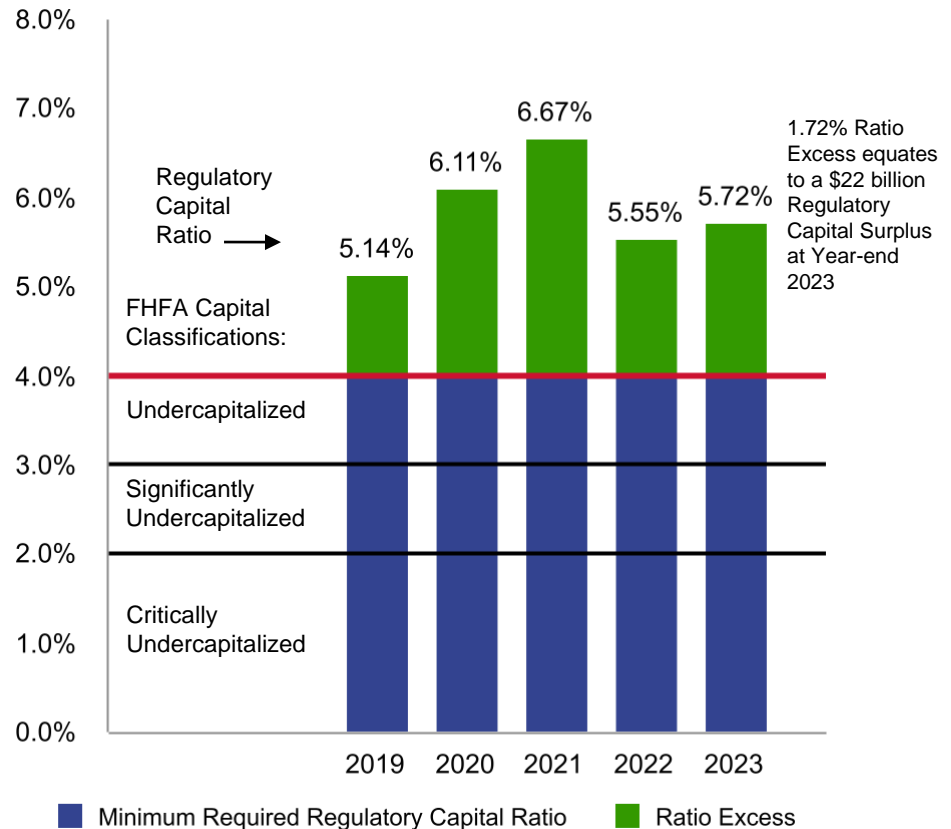
Controlled Scalability: FHLBanks have the ability to hold capital for up to 5 years.

- FHLBanks can manage the traditionally variable capital base to preserve capital during periods of economic stress.

FHFA-ordered prompt corrective action for under capitalized FHLBanks may include:

- Development and implementation of capital restoration plans, risk management controls, and/or placing limits on dividends and stock redemptions, and
- Increasing capital requirements or temporary surcharges in excess of statutory or regulatory minimums

Regulatory Capital Ratio Reflects Capital Surplus*



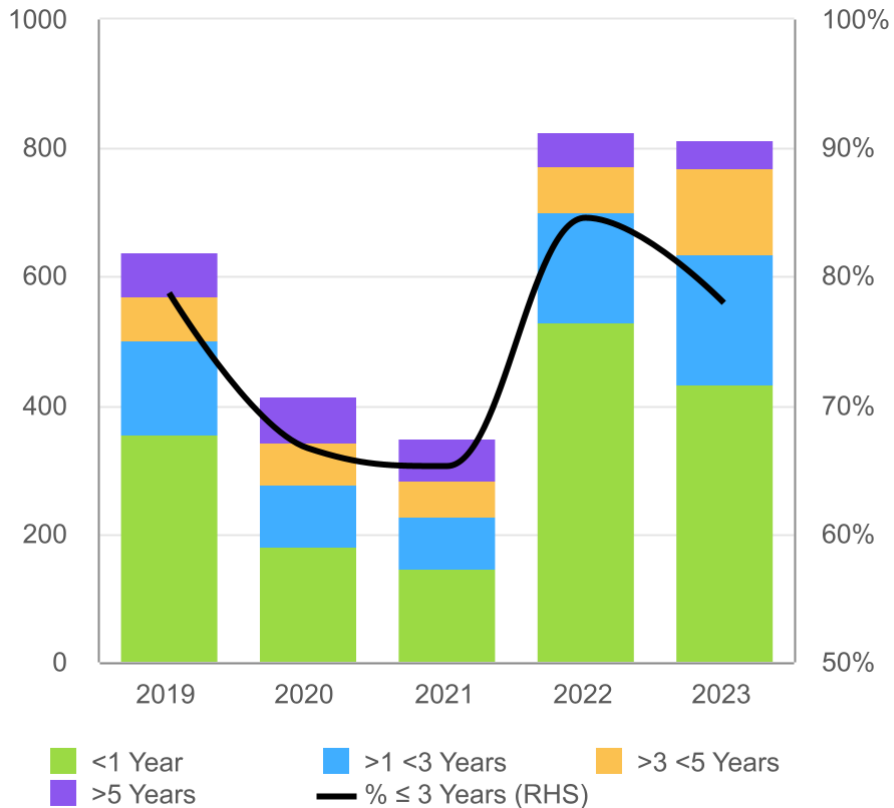
* Regulatory capital requirements apply to individual FHLBanks, and the combined regulatory capital ratios and amounts are for analysis only.

Advances - Reliable Liquidity Source

No Credit Losses on Advances in FHLBank System History

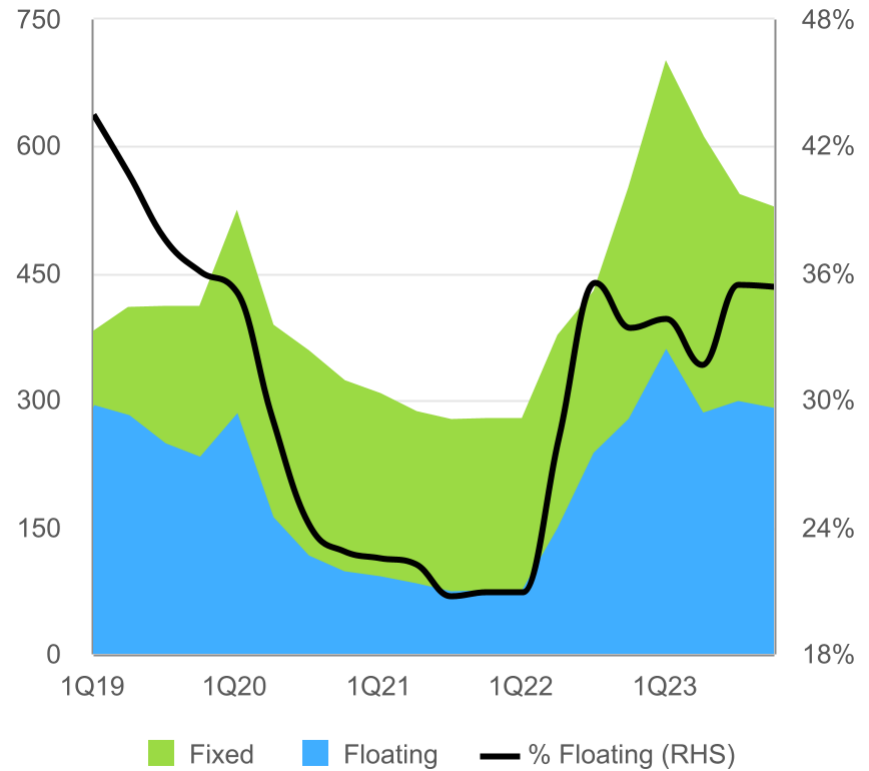
Advances by Maturity

(\$ in billions, excludes index-amortizing advances)



Advances by Structure

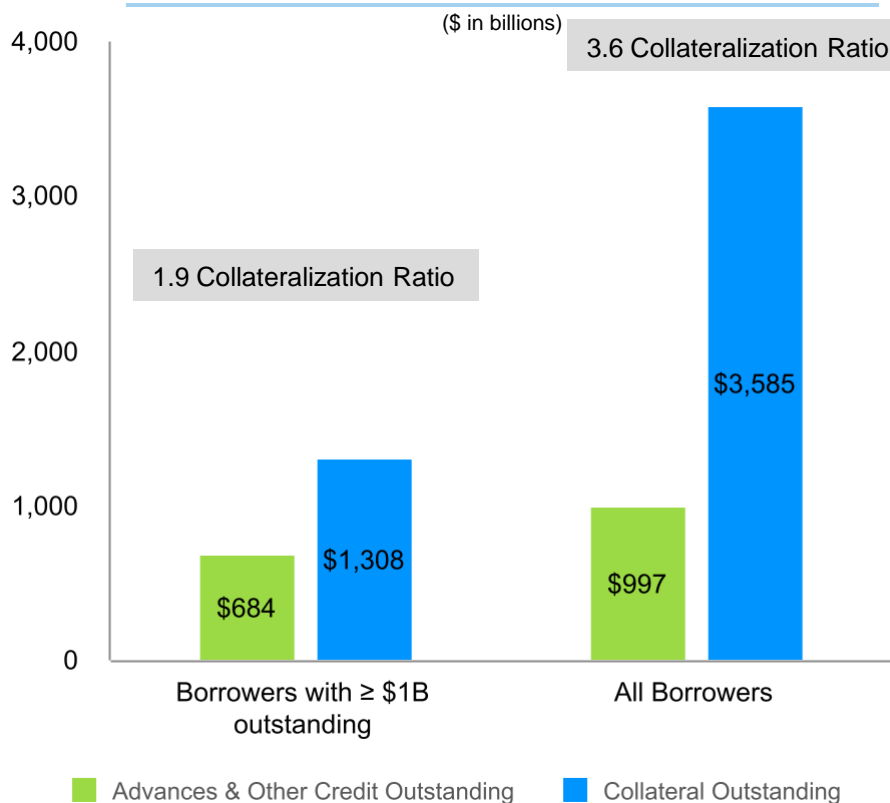
(\$ in billions)



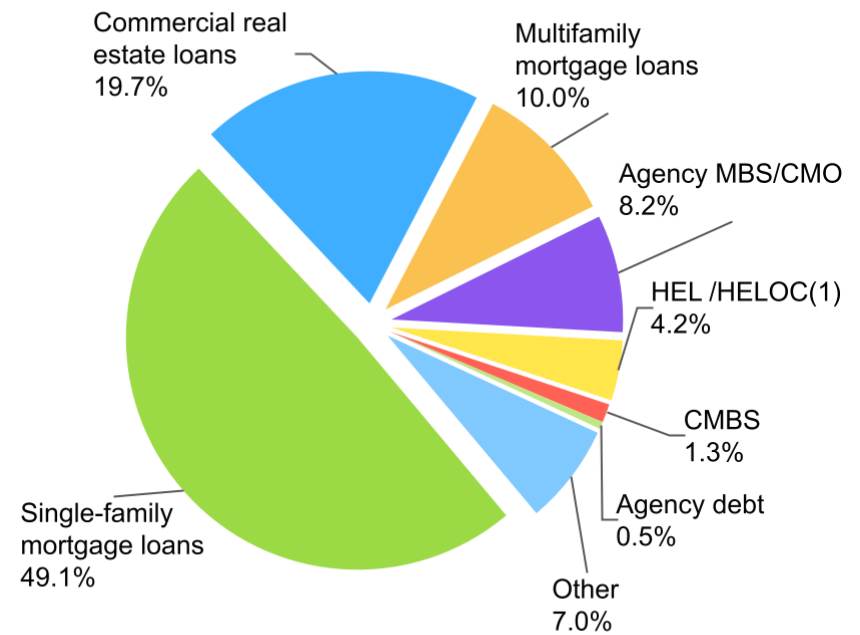
Collateral Securing Advances

At Year-end 2023, 128 Borrowers Had Advances Outstanding of at Least \$1 Billion, Representing \$575 Billion, or 71%, of Total Advances

Total Credit Exposure vs. Collateral Outstanding



Type of Collateral Securing Advances and Other Credit Products Outstanding



1. Home equity loans and lines of credit

Collateral Lending Values

Collateral Type	Average Effective Lending Value		
	Blanket Lien	Listing	Delivery
Single-family mortgage loans	71%	70%	71%
Multifamily mortgage loans	69%	71%	69%
Other U.S. government-guaranteed loans	79%	90%	90%
Home equity loans and lines of credit	58%	64%	50%
Community Financial Institutions (CFI) loans	58%	64%	45%
Commercial real estate loans	66%	63%	65%
Other real estate loans	44%	66%	58%
Cash and U.S. Obligations	n/a	n/a	94%
State and local government securities	n/a	n/a	87%
Municipal debt	n/a	n/a	79%
U.S. agency securities (excluding MBS)	n/a	n/a	94%
U.S. agency MBS and collateralized mortgage obligations (CMOs)	n/a	n/a	93%
Private-label MBS and CMOs	n/a	n/a	82%
CFI securities(1)	n/a	n/a	92%
Commercial MBS	n/a	n/a	85%
Other securities	n/a	n/a	75%
Student loan securities	n/a	n/a	94%

(1) Community Financial Institution – Total assets capped at \$1.46 billion as of 1/1/2024 by FHFA and adjusted annually for inflation.

Derivatives

At Year-end 2023, \$7.7 Billion Net Credit Exposure to Counterparties on \$1.0 Trillion Notional Derivative Counterparty Credit Exposure

- The FHLBanks manage counterparty credit risk through credit analysis, collateral requirements, and adherence to regulations and policies.
- Collateral agreements are required on all derivatives and typically establish collateral delivery thresholds.
- Counterparty risk is partially mitigated by use of master netting agreements.
- Collateral agreements may contain provisions that require posting of additional collateral if there is a deterioration in a counterparty's credit rating.
- The FHLBanks, as required under Dodd-Frank legislation, clear certain types of derivative transactions through derivative clearing houses.
- Interest rate swaps comprised 99% of the FHLBanks' derivative instruments, based on notional value as of Year-end 2023. Other derivatives allowed by regulation include futures and forwards, swaptions, caps and floors and mortgage delivery commitments. (See [Derivative and Hedging Activities](#) for more details.)

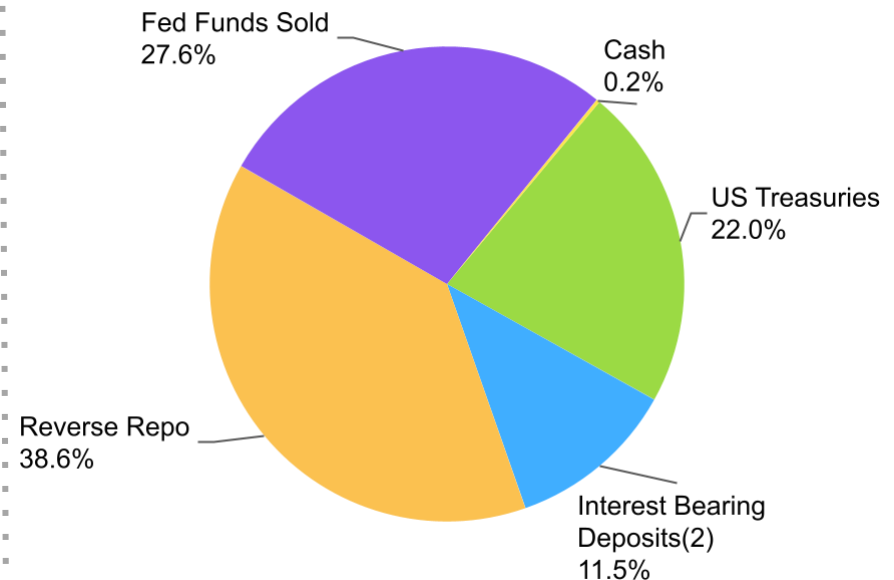
Cash and Liquidity Investments

FHLBanks Maintain Contingent Liquidity

- FHFA requires FHLBanks to hold positive cash flow, including certain U.S. Treasuries and short-term investments, assuming no access to capital markets and assuming renewal of all maturing advances for a period of between 10 and 30 calendar days.
 - FHLBanks are also required to maintain a liquidity reserve of between 1% and 20% of outstanding letters of credit commitments.
- FHLBanks generally maintain additional liquidity beyond regulatory guidelines to meet obligations in the event of longer-term disruptions to the debt markets.

Liquidity Investments at Year-end 2023⁽¹⁾

\$210 billion



1. Liquidity investments presented herein include all U.S. Treasury securities; however, FHFA regulations state that only those securities classified as trading and AFS (for accounting purposes) and with remaining maturity less than 10 years may be considered for contingent liquidity. (See [Investments](#) for more details.)
2. Depositors may include FHLBank members.

Long-Term Investment Securities

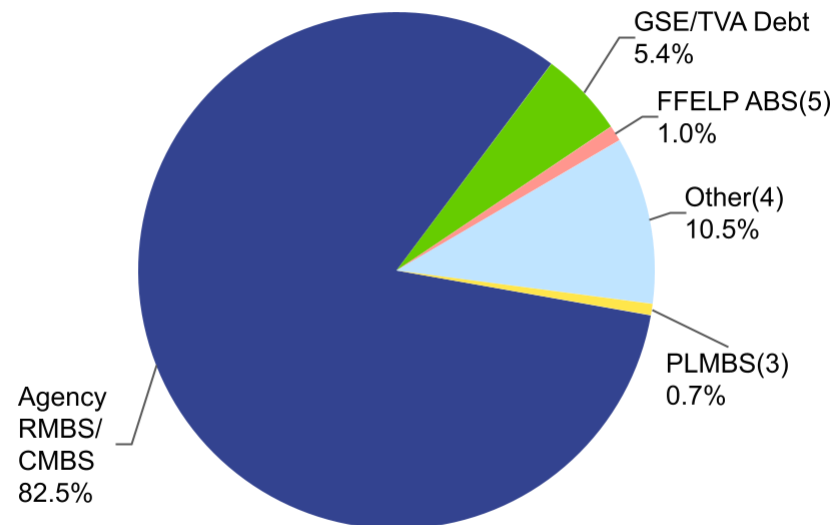
FHLBanks Invest Primarily In Highly-Rated Securities

- FHLBanks maintain long-term investment portfolios to enhance interest income, cover operating expenses and bolster capacity to meet affordable housing commitments (see [Investments](#) for more details).
- At Year-end 2023, approximately 99% of long-term investment securities were rated single-A or higher.
- Regulation limits MBS investments to 300% of capital⁽¹⁾.
- FHLBank policies generally permit purchase of triple-A rated MBS only.

1. Current regulatory policy prohibits an FHLBank from purchasing MBS if its investment exceeds 300% of previous month-end regulatory capital on the day it purchases the securities.
2. Investment securities excluding U.S. Treasury securities presented as liquidity investments.
3. Includes non-agency RMBS, home equity ABS, & MH loan ABS.
4. Primarily consists of state/local housing agency obligations, SBA obligations, and GNMA securities.
5. Federal Family Education Loan Program ABS

Long-Term Investments at Year-end 2023⁽²⁾

\$199 billion



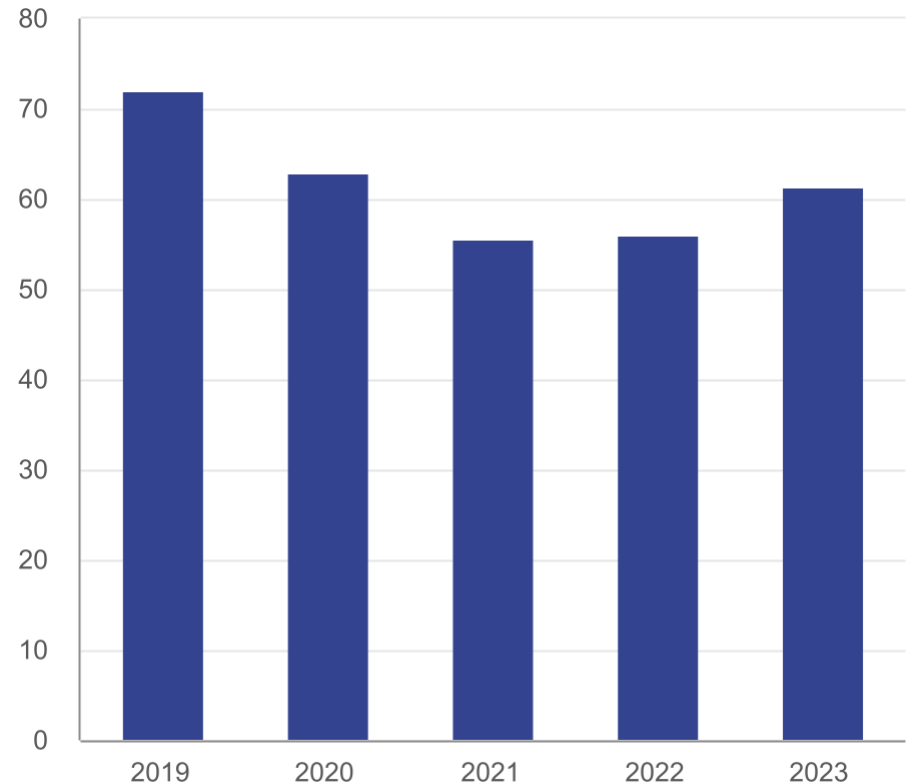
Acquired Mortgage Assets

- MPF® (Mortgage Partnership Finance) and MPP (Mortgage Purchase Program) were created as alternatives to traditional GSE guarantee programs (see [Mortgage Loans](#) for more information).
 - Members **retain** a portion of the credit risk and **receive** fees for doing so, while transferring the interest rate and funding risk to the FHLBanks.
- Consist of 15- to 30-yr conventional conforming and government-guaranteed fixed-rate mortgage loans secured by 1 to 4 family residential mortgages – no ARMs.
 - Loans credit-enhanced by members to FHLBank-determined "AMA investment grade."
- Additional programs provide a conduit that enables members to leverage their FHLBank membership to transfer credit risk and gain access to liquidity for a variety of other loans.
 - Programs are available for non-agency jumbo, agency conforming, and government guaranteed loans.

Mortgage Loans Held for Portfolio

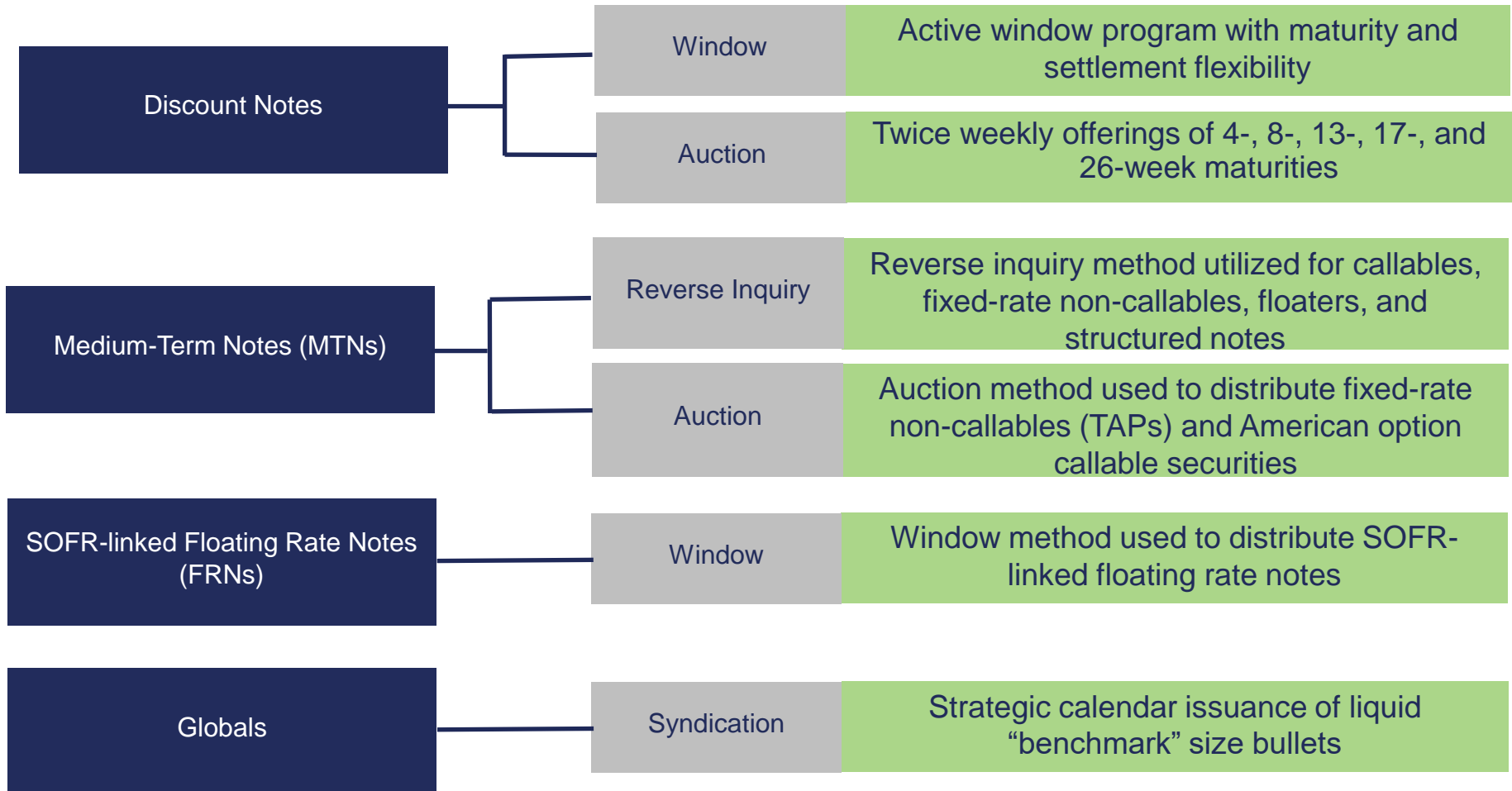
(\$ in billions)

Mortgage Loans Held for Portfolio represent approximately 4.8% of total assets at Year-end 2023



Debt Issuance Programs

FHLBanks Use Multiple Debt Programs and Issuance Methods

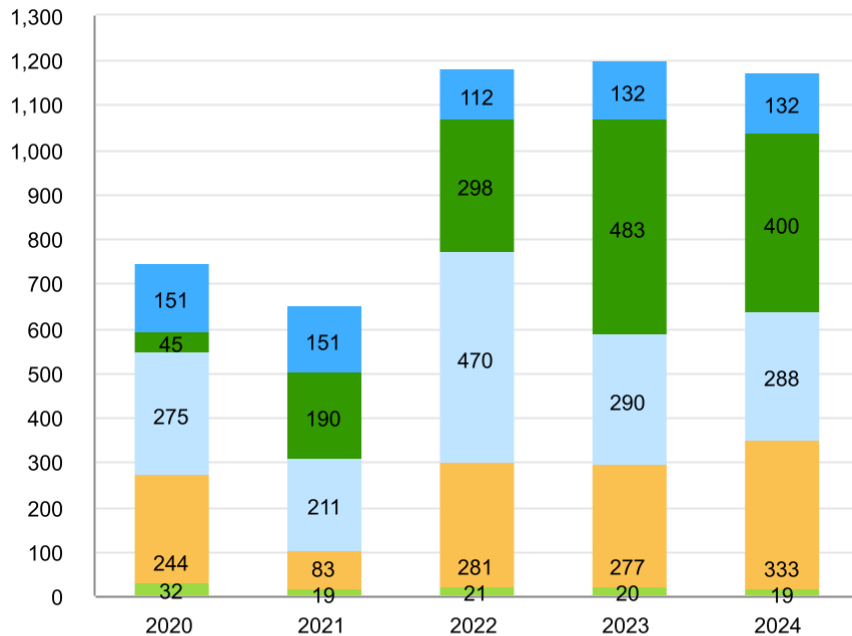


Debt Profile Reflects Member and Investor Demand

Total Debt Outstanding (1)

(\$ in billions)

\$747	\$653	\$1,182	\$1,202	\$1,172
-------	-------	---------	---------	---------

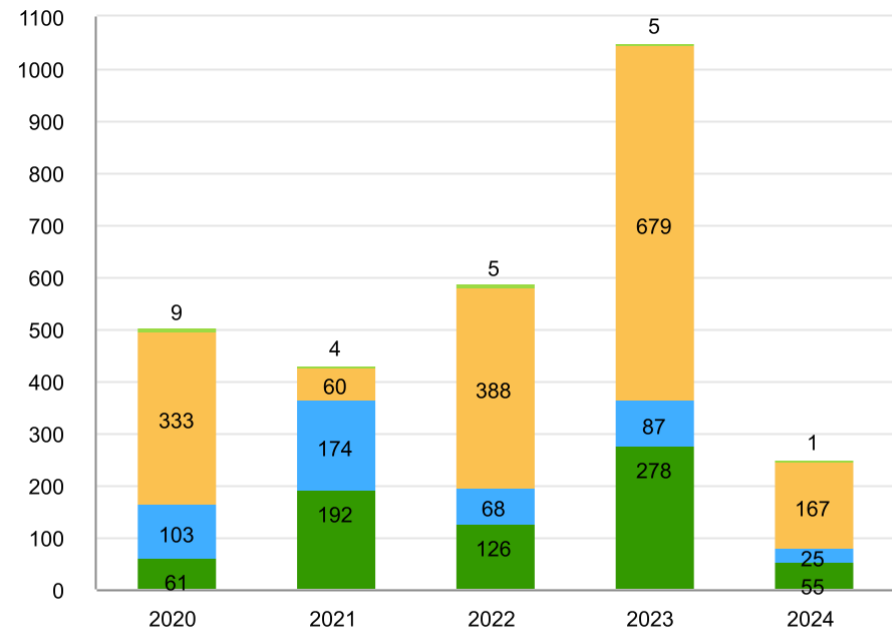


■ Globals
■ Discount Notes
■ Fixed-Rate Non-Callables / TAPs
■ Floating Rate Notes
■ Callable / Structured

Bond Issuance (2)

(\$ in billions)

\$505	\$430	\$588	\$1,050	\$248
-------	-------	-------	---------	-------



■ Globals
■ Fixed-Rate Non-Callables / Taps
■ FRNs
■ Callables / Structured

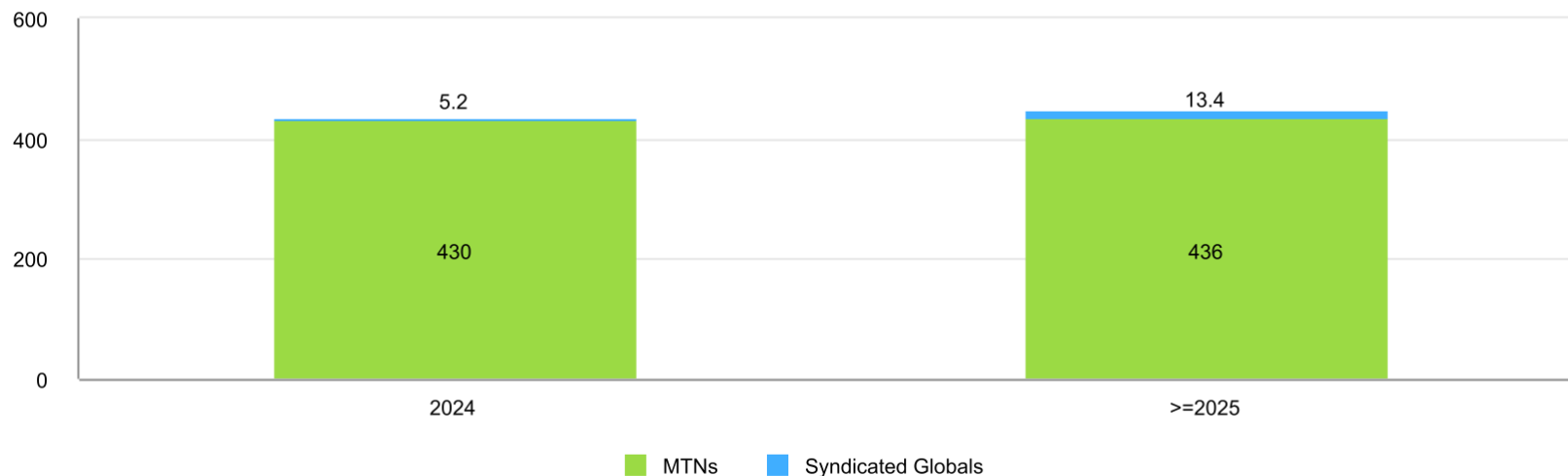
1. See www.fhlf-of.com for Archival Debt Statistics
2. Coupon debt only – excludes discount notes



Term Debt Refunding

Maturity Profile of Outstanding Bonds

(\$ in billions)



Historical Bond Redemption Activity

(\$ in billions)

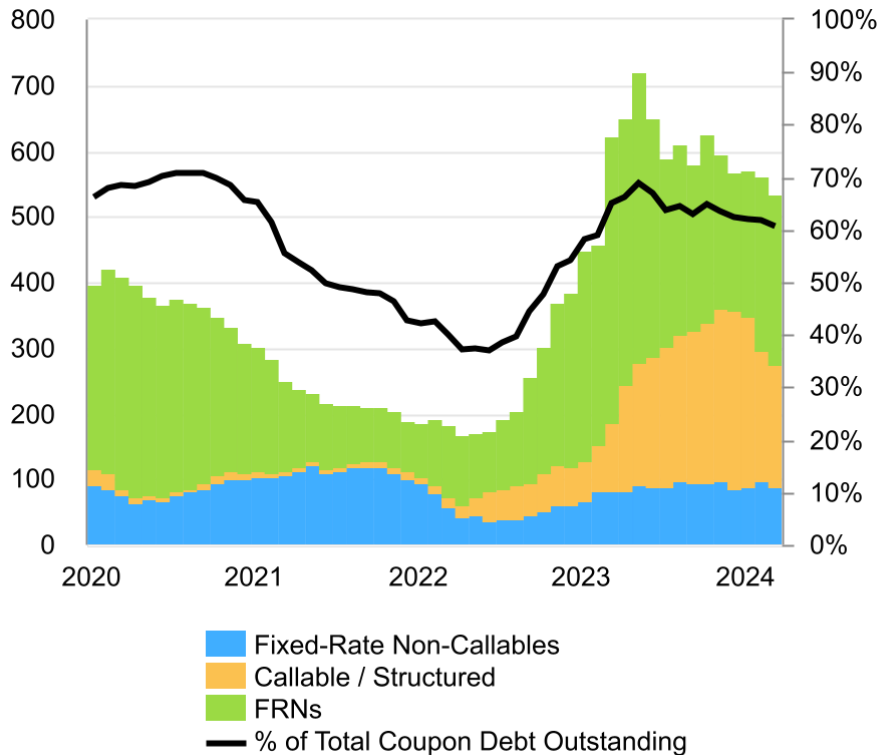
	2020	2021	2022	2023	2024
Calls / Retirements	115	47	8	37	108
Maturities	539	413	310	812	169

Short-Term Debt

FHLBank Debt Has Consistently Met Investors' Needs for Safety and Liquidity

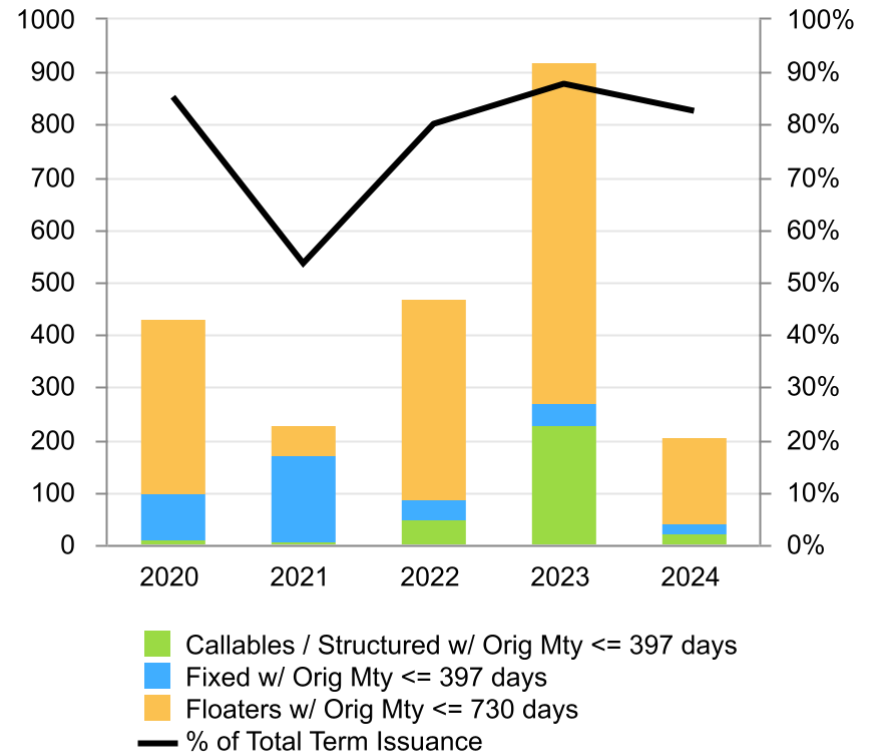
2a-7 Eligible Coupon Debt Outstanding

(\$ in billions)



Short-Term Coupon Debt Issuance

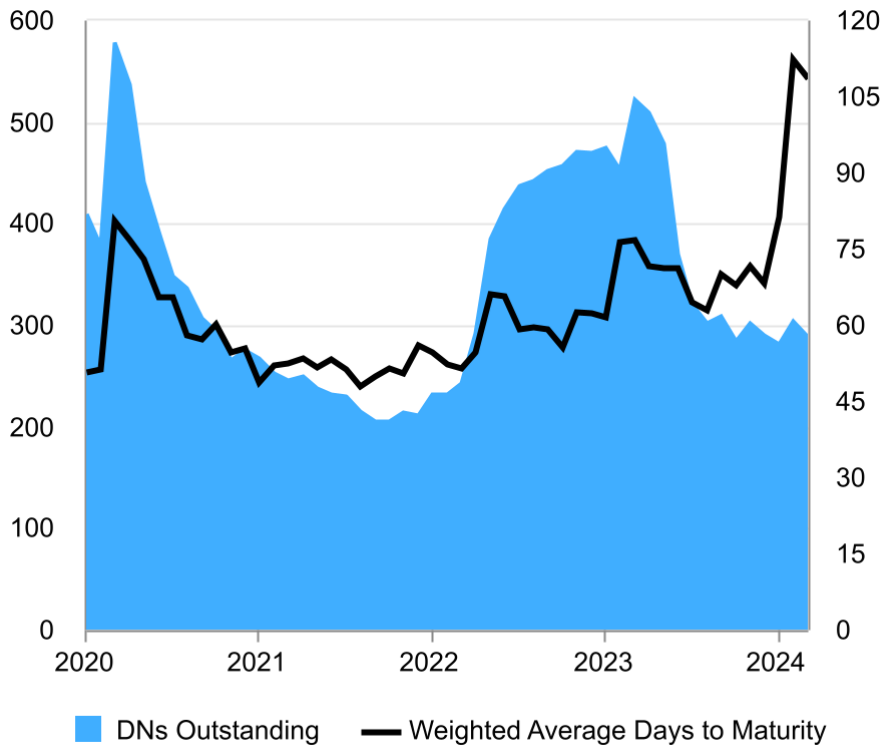
(\$ in billions)



Discount Note Program

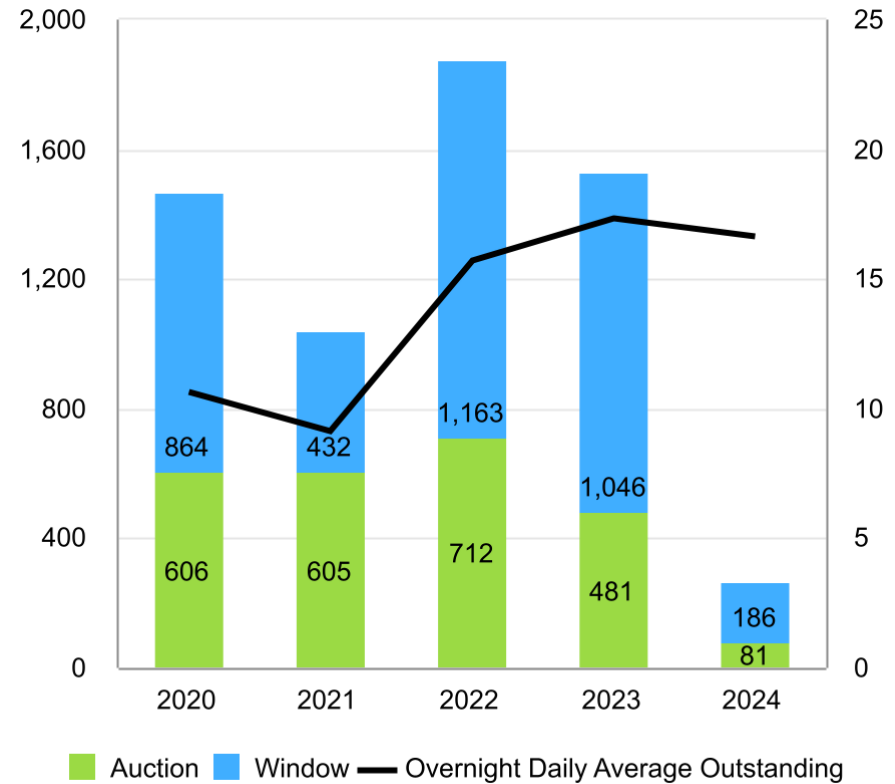
Discount Notes Outstanding

(\$ in billions)



Discount Note Issuance

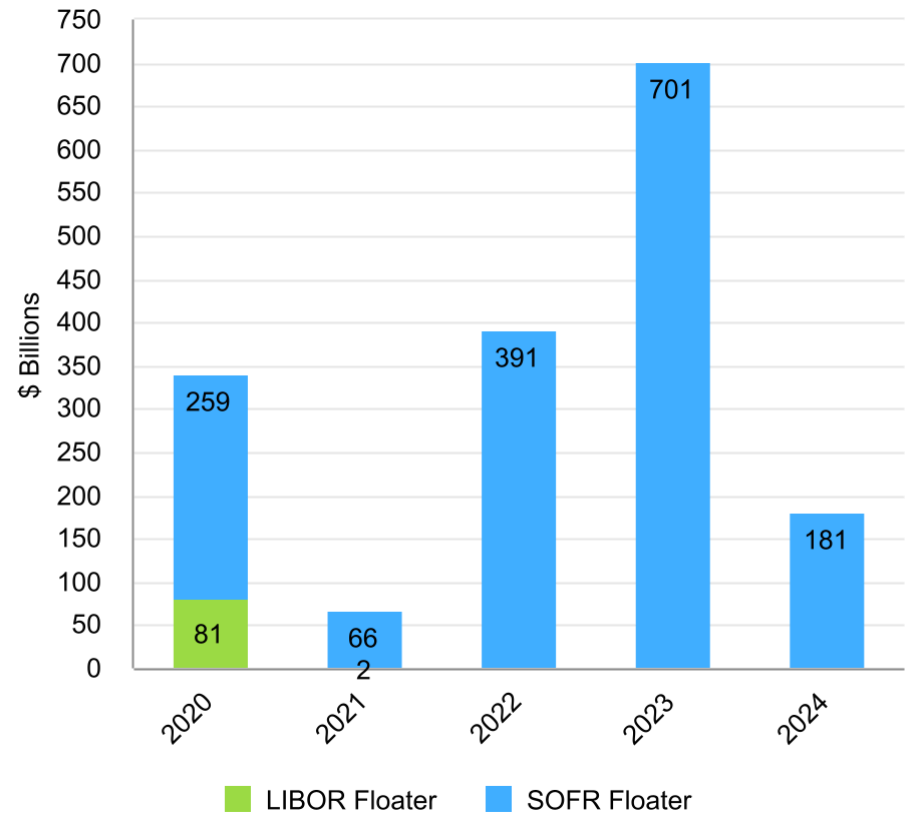
(\$ in billions)



Floating Rate Note Program

- FHLBanks have issued FRNs indexed to various indices, with the vast majority of issuance linked to SOFR since 2020. \$1,761 billion in SOFR-indexed FRNs have been issued since the inception of the program as part of the FHLBanks' transition away from LIBOR.
- SOFR-indexed FRN maturities have ranged from 3 months to 6.5 years, with the largest concentration in maturities of 2-years or less, and may be issued in both callable and non-callable structures.
- SOFR-indexed FRNs are primarily issued via a window process, allowing for reverse inquiry by investors and dealers, but the FHLBank System may also use a syndication format.
- The last of the FHLBanks' FRNs indexed to LIBOR matured in January 2022.

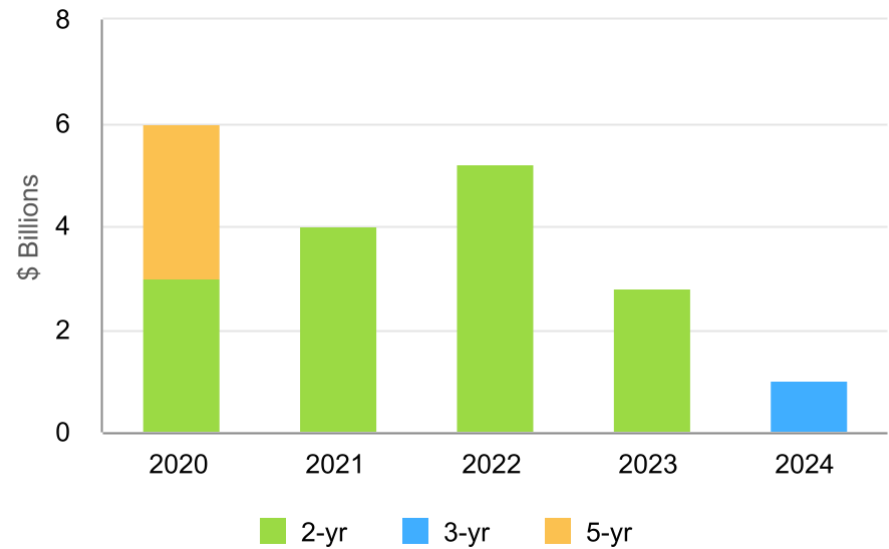
FRN Issuance



Mandated Global Bond Program

- The maturity, size, and dealer syndicate are announced exclusively on predetermined dates.
- A complete Mandated Global issuance calendar is available at www.fhlb-of.com.
- FHLBanks may issue one or more new Globals and/or one or more re-openings on announcement dates.
- 2- through 30-year maturities are a minimum of \$1 billion for new issues and \$250 million for re-openings.

Mandated Global Issuance*



* 2020-2024 Total issuance: \$23.90 bn, includes re-openings

Historical Global Issuance

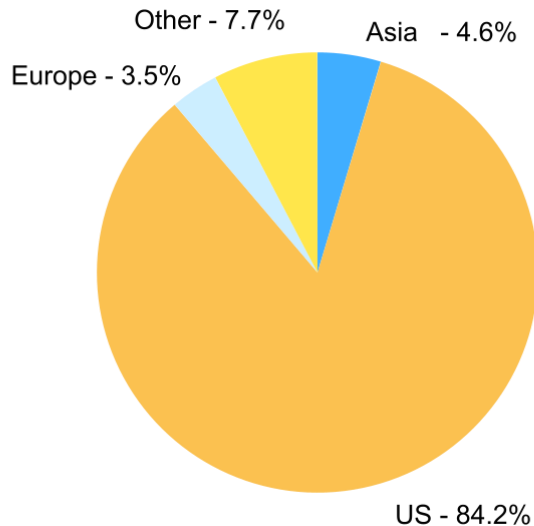
(\$ in billions - includes re-openings - 2020 to present)

	2-yr	3-yr	5-yr
Total Issuance	\$15.00	\$4.90	\$4.00
# of New Issues	13	3	3

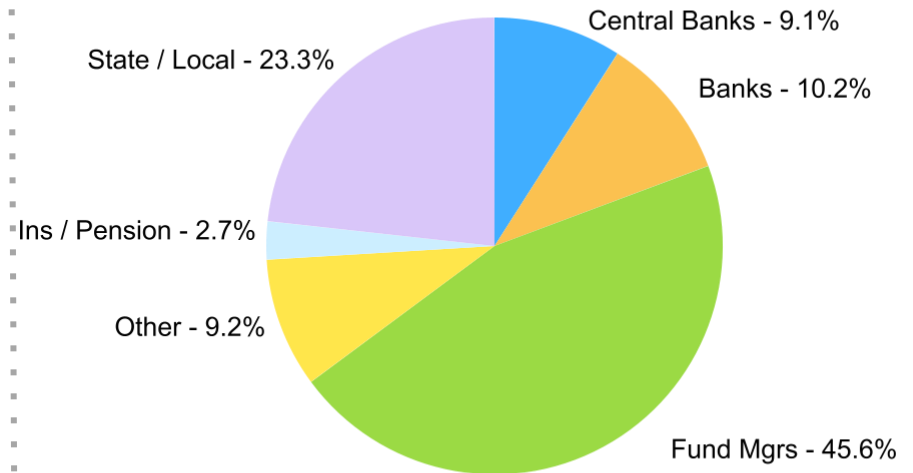
Mandated Global Bond Investor Distribution

Mandated Global Issues - April 2023 through March 2024

By Region



By Investor Type

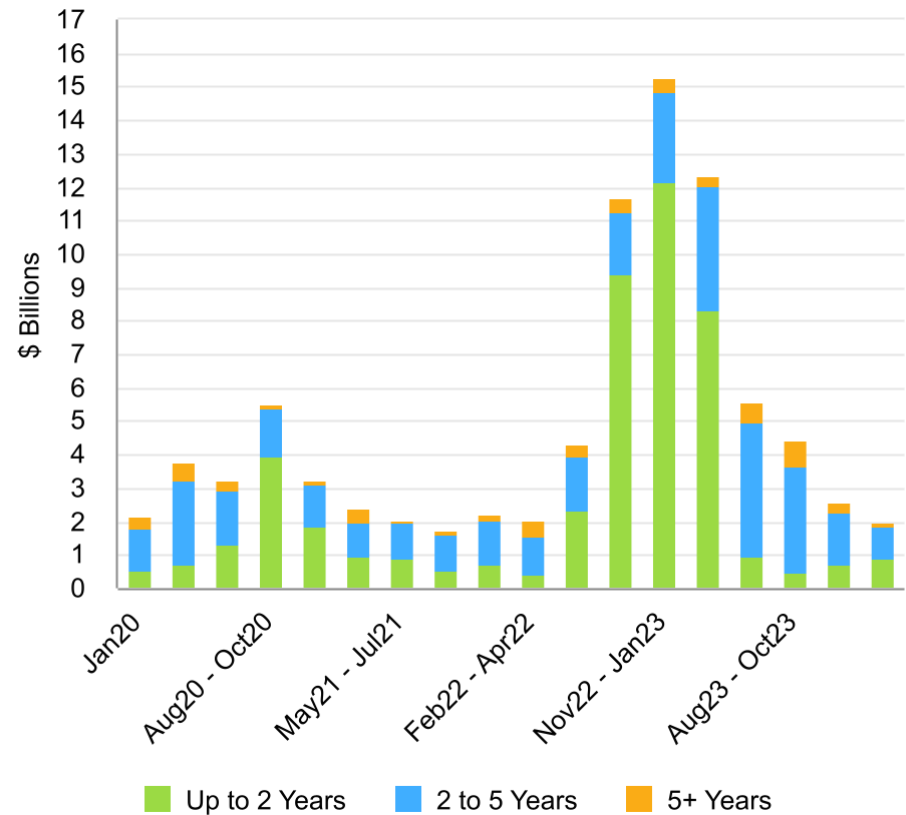


"Other" may include investors not specified by dealers

TAP Program

- The TAP program is designed to coordinate and standardize the issuance of fixed-rate, non-callable debt.
- New TAP securities are created on a quarterly basis and then re-opened via daily auction throughout a 90-day cycle.
- TAPs typically offer liquidity-adjusted yield over comparable FHLBank Globals and other agency benchmarks.
- TAPs are available to investors through a 20+ member dealer bidding group.

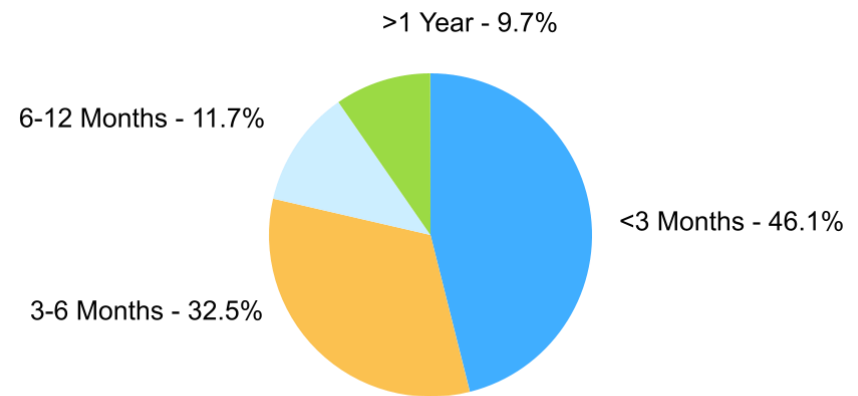
Recent TAP Issuance Cycles



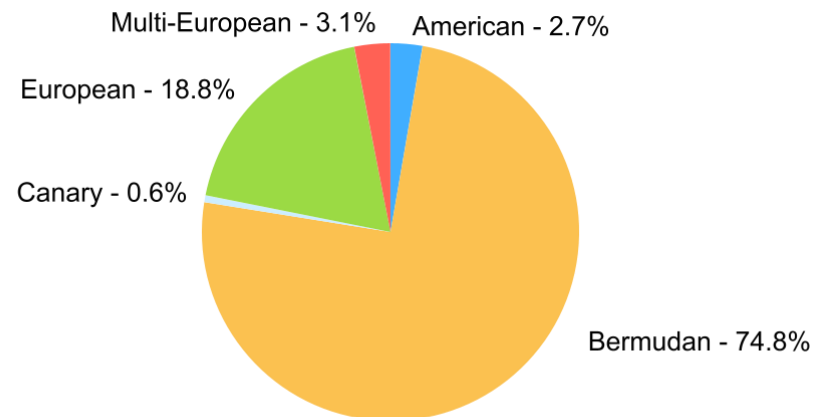
Callable Bond Program

- Callable debt securities are an essential component of FHLBank funding, supporting both advances and investment portfolios.
- Callables offer enhanced yield over comparable fixed-rate non-callable bonds and allow investors to express views on volatility and/or the yield curve without sacrificing credit quality or utilizing derivatives.
- Flexible reverse inquiry process delivers a high degree of customization.
- Callables with American-style calls are auctioned through a 20+ member dealer bidding group.

Callable Issuance by Lockout



Callable Issuance by Option Type



Conclusion

Well Capitalized



Self-capitalizing business model and capital preservation authority work together to provide a stable capital base.

Fully Collateralized



Fully-collateralized lending model has helped shield the FHLBanks from sustaining credit losses on advances in the FHLBank System's over 90-year operational history.

Cooperatively Organized



No public equity - FHLBank customers are also the owners, which fosters conservative management and a long-term view of financial performance.

Joint & Several Support



The FHLBanks share joint & several liability to repay all Consolidated Obligations.

Global Investor Relations Contact Information

Kyle Lynch
Global Investor Relations
703-467-3642
jlynch@fhlb-of.com

Denise de Bombelles
Global Investor Relations
703-467-3677
debombelles@fhlb-of.com

FHLBanks Office of Finance

www.fhlb-of.com

1818 Library Street
Suite 420
Reston, VA 20190
(703) 467-3600