



EXTERIOR INGROUND SURFACE WALL BOLLARD



ELECTRON SA, PROFESSIONAL LIGHTING SYSTEMS - 68 Antonias St, N.Philadelphia, 14341 Athens, Greece, info@electron.gr, www.electron.gr



Private Residence, Athens, Greece
Tense Architecture Network
3rd Winner of the H user
prize as the best family residence in Europe

ELECTRON SA, PROFESSIONAL LIGHTING SYSTEMS - 68 Antiochias St, N.Philadephia, 14341 Athens, Greece, info@electron.gr, www.electron.gr

TERANO 25 IP68 is a custom made linear inground luminaire, available in standard lengths.

- TERANO offers excellent uniformity with colour consistency.
- It is available Opal/Clear with LED strips (Samsung LEDs) or with LED modules (CREE LEDs) with different lenses available.
- TERANO with LED modules are offered with honeycomb to ensure visual comfort.
- Housing material: Stainless steel 316 or anodized aluminium.
- Supplied with in-out IP68 cable & connector as standard.
- Walk Over: Up to 500kg (5kN).
- Maximum Static Load: Up to 2000kg (20kN) for Opal & Clear models with Honeycomb.
- Ingress Protection: IP68
- IK Rate: IK10

Lighting management options:


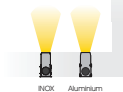
On-Off/DALI/0...10V/1...10V/DMX512/PHASE CUT/IR/RF/PUSH BUTTON/Bluetooth

L80/B10 > 50.000h

for models with Samsung LED strips monochromatic, TW

L90/B10 > 50.000h

for models with CREE LED modules



RESIN material:

Ti- component polyurethane, transparent or translucent for homogeneous light dispersion.

Fully compliance with: REACH, RoHS and EU European Directives, EC - Directives 89/109 Contact with Food.

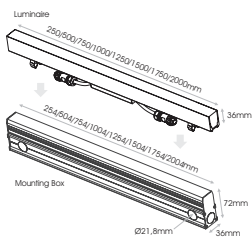
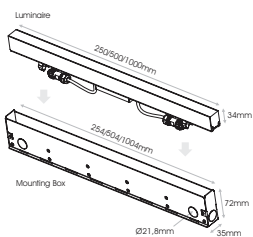
Resistance to: Outdoor - Chemicals - Short term water immersion - Hot water, Thermal Shock - Heat - Abrasion

In accordance to: Florida test, Arizona test, Xenotest, QUV-A test, ACID Rain test ASTM G87, TABER test ASTM D1044, CROCKMETER test ASTM D6279

Stainless Steel 316



Aluminium





for 15°/25°/35°/15x40°

LIGHTSOURCE BY



Opal/Clear for Monochromatic & TW



Model	Luminaire Type	CCT	CRI	15W/m Samsung Led Source	24W/m Cree Led Source	Type / Beam angle	Watt* / Length**	Voltage		
TERANO 25 IP68 <i>(TERANO 25 68)</i>	Stainless Steel 316	2700K	80 <i>(2780)</i>	1840lm	2530lm	With LED strip <i>(Samsung LED)</i> Opal <i>(OP)</i> 3.8W / 25cm <i>(04W025)</i> Clear <i>(CL)</i> 7.5W / 50cm <i>(08W050)</i> 11.3W / 75cm** <i>(11W075)</i> 15W / 100cm <i>(15W100)</i> 18.8W / 125cm** <i>(20W125)</i> 22.5W / 150cm** <i>(23W150)</i> 26.3W / 175cm** <i>(26W175)</i> 30W / 200cm** <i>(30W200)</i>	24VDC <i>(24)</i>			
		2700K	90 <i>(2700)</i>	1554lm	2220lm					
	Anodized <i>(AN)</i>	3000K	80 <i>(3080)</i>	1880lm	2690lm					
		3000K	90 <i>(3090)</i>	1590lm	2370lm					
	4000K	80 <i>(4080)</i>	2000lm	2840lm						
	4000K	90 <i>(4090)</i>	1670lm	2530lm						
	5700K	80 <i>(5780)</i>	2045lm	2985lm						
	5700K	90 <i>(5790)</i>	1710lm	2530lm						
	TUNABLE WHITE		15W/m Samsung		With LED strip <i>(Samsung LED)</i>			20W / 100cm <i>(20W100)</i>		
	TW	80 <i>(TW80)</i>	2580lm	Opal <i>(OP)</i>	Clear <i>(CL)</i>					
	<i>(WW+CW)</i>	90 <i>(TW90)</i>	2240lm							
	RGBW		19.5W/m		With LED strip			19.5W / 100cm <i>(19W100)</i>		
RGBW	<i>(RGBW)</i>	880lm	Opal <i>(OP)</i>	Clear <i>(CL)</i>						

* Different power consumptions are available upon request.
** 75, 125, 150, 175, 200cm are available only for anodized model.

Ordering Code Example: TERANO 25 68-AN-4080-OP-08W050-24

Optional accessories



IP68 in line cable connectors
2 pole **WIR.256**
3 pole **WIR.257**
4 pole **WIR.258**
5 pole **WIR.259**



CNC.106
IP68 Junction box 4way / 2-5pole



IP68 Power supply cable connector
2 pole **WIR.252**
3 pole **WIR.253**
4 pole **WIR.254**
5 pole **WIR.255**



CNC.109
IP68 Joint connector 2way / 2-5pole




PRH.109
Alignment kit for Stainless steel model



PRH.110
Disassembly kit.
Use to take the fixture out of the mounting box.



PRH.108
Alignment kit for anodized model



ELECTRON SA, PROFESSIONAL LIGHTING SYSTEMS - 68 Antiochias St, N.Philadephia, 14341 Athens, Greece, info@electron.gr, www.electron.gr

NORMA II Inground linear luminaire is available in two standard lengths.

- Outdoor installation: IP67
- User can step on the luminaires.
- Housing: Extruded aluminum, powder coated.
- Front cover: Hard chromeplated stainless steel SUS 316L.
- Tempered frosted step glass, T=6mm
- Cable gland: IP-68 PG-9 Pa56.
- Operating temperature: -20°C~40°C
- Mounting sleeve: Powder Coated Aluminum 137# 138#
- PWM Dimmable
- IK 07

Lighting management options:

On-Off/DALI...10V/1..10V/DMX512/PHASE CUT/IR/RF/PUSH BUTTON/Bluetooth



LIGHTSOURCE BY
OSRAM

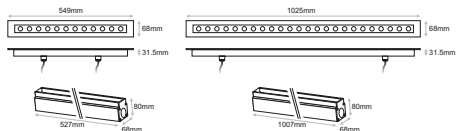

IP67

Model	Watt	CCT*	Lumen	Beam Angle	Voltage
NORMA II 54.9cm <i>(NORMA II 55)</i>	22W (22)	2700K (WWO)	1020lm	20° (20)	24VDC (24)
		3000K (NWO)	1108lm	25° (25)	
		4000K (CWO)	1203lm	30° (30)	
				35° (35)	
NORMA II 102.5cm <i>(NORMA II 102)</i>	44W (44)	2700K (WWO)	2055lm	45° (45)	
		3000K (NWO)	2198lm	35°x10° (35/10)	
		4000K (CWO)	2349lm		

* 5600K also available upon request.

** CRI 80 only for monochromatic version.

Ordering Code Example: *NORMA II 102-44-CWO-45-24*





ELECTRON SA, PROFESSIONAL LIGHTING SYSTEMS - 68 Antiochias St, N.Philadephia, 14341 Athens, Greece, info@electron.gr, www.electron.gr

GRAVITO XL 13

Exterior Inground, Surface, Wall, Ballast 

- Inground spot with honeycomb accessory
- Front plate: Stainless steel 316L
- Housing: Die-cast powder coated aluminum
- Mounting base: ABS 016
- Glass: Tempered glass, T=8mm
- Cable gland: IP-68 PG-9 PA66
- Power cable: H07RN-F 2x1.0mm² L=0.5m
- IK Rate: 07
- Ingress Protection: IP67
- PWM Dimmable
- Number of LEDs: 6
- Power Consumption: 12 Watt
- Maximum load: 2000kgs



LIGHTSOURCE BY
OSRAM

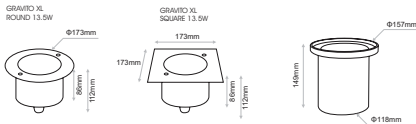
IP67

Model	CCT	Luminaire Lumen	Type	CRI	Beam Angle	Voltage	Accessories
GRAVITO XL ROUND 13.5W <small>(GRAVITO XL RD13)</small>	3000K (30C)	783lm	Fixed (FX)	>80 (80)	9° (09)	24VDC PWM Dimmable (24)	COVER Standard (0/1) Honeycomb (1/1)
	4000K (40C)	870lm			15° (15)		
GRAVITO XL SQUARE 13.5W <small>(GRAVITO XL SQ13)</small>					20° (20)		EXTRAS No Extras (1/0)
					30° (30)		
					45° (45)		

Ordering Code Example: GRAVITO XL RD13-300-FX-80-45-24-10

ACC.279

Honeycomb supplied as extra



Recessed Housing Box as standard

- DOKOS Inground LED luminaire.
- Front plate: Stainless Steel.
- 1800kg maximum weight.
- Osram LED
- IK rate: 09
- Dimmable

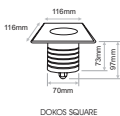
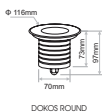


LIGHTSOURCE BY
OSRAM

IP67

Code	Model*	No.LED	CCT	Watt	Lumens	Lumen Efficacy	Diameter	Voltage	Beam Angle	IP Rate
LGR.086	DOKOS ROUND	3	5600K	6W	475lm	79lm/W	116mm	24VDC	20°	IP67
	DOKOS ROUND	3	3000K	6W	375lm	63lm/W	116mm	24VDC	20°	IP67
LGR.106	DOKOS ROUND	3	5600K	6W	475lm	79lm/W	116mm	24VDC	35°x45°	IP67
	LGR.105	DOKOS ROUND	3	3000K	6W	375lm	63lm/W	116mm	35°x45°	IP67

* Available in square upon request



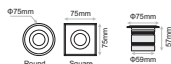
- Gretto is an outdoor inground luminaire available either round or square.
- It has minimal aesthetic: luminaire installed with no visible screws.
- Body material: aluminium.
- Frame: stainless steel, AISI 316.
- Mounting box: plastic frame casing
- The luminaire can be customized with the use of softening lens, line spread lens and honeycomb supplied as extra.
- Safety glass: 6mm
- Power cable HOSRN-F 2x0.75mm² L = 1m
- Cable outer diameter: 6.5mm
- Cable gland: IP67
- Optics available: lenses
- Static load resistance: 2000 lgs
- UGR < 19 (6°, 15°, 30°, 46°)
- L90/B10 50000h
- Ingress Protection: IP67
- IK Rate: IK07



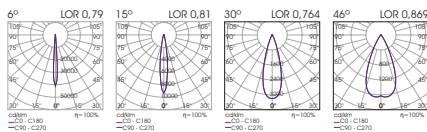
CREE LEDs 

Model	LED Power	CCT	CR80 LED Source	CR90 LED Source	Beam Angle	Shape	Type	Dimming Option	Accessories
			80 (80)	90 (90)					
GRETTO (GRETTO)	6.5W (7)	2700K (27C)	713lm	570lm	15° (15)	Round (RD)	Fixed (FX)	Without Driver (00) 24VDC Non Dimmable (24ND) 230V Phase Cut (230PC)	COVER Standard (01) Honeycomb (11) Softening lens (21) Line spread lens (31) ↓ (XX) ↑ EXTRAS No Extras (10) Emergency kit (11)
		3000K (30C)	713lm	615lm	30° (30)	Square (SQ)			
		4000K (40C)	755lm	660lm	46° (46)				
		5000K (50C)	755lm	713lm					
		6500K (65C)	755lm	-					
	4.1W (4)	2700K (27C)	440lm	355lm	6° (06)				
		3000K (30C)	440lm	380lm					
		4000K (40C)	475lm	410lm					
		4000K (40C)	475lm	410lm					
		5000K (50C)	410lm	440lm					

Ordering Code Example: GRETTO 7-30C-90-46-RD-FX-00-10



ACR.049
Recessed Box (as extra)



- Gretto is an outdoor luminaire available in trimless round version.
- Body material: aluminium
- Trimless box: Aluminium dark grey colour or Stainless Steel 316 (ordered as extra).
- The luminaire can be customized with the use of softening lens, line spread lens and honeycomb supplied as extra.
- Safety glass: 6mm
- Power cable H05RN-F 2x0.75mm² L= 1m
- Cable outer diameter: 6.5mm
- Cable gland: IP67
- Optics available: lenses
- Static load resistance: 2000 kgs
- UGR<19 (6°, 15°, 30°, 46°)
- L90/B10 50000h
- Ingress Protection: IP67
- IK Rate: IK07

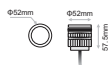


CREE LEDs

IP67

Model	LED Power	CCT	CR80 LED Source	CR90 LED Source	Beam Angle	Type	Dimming Option	Accessories
			80 (80)	90 (90)				
GRETTO Trimless (GRETTO TR)	6.5W (7)	2700K (27C)	713lm	570lm	15° (15)	Fixed (FX)	Without Driver (00) 24VDC Non Dimmable (24ND) 230V Phase Cut (230PC)	COVER Standard (01) Honeycomb (11) Softening lens (21) Line spread lens (31) ↓ (XX) ↑ EXTRAS No Extras (10) Emergency Kit (11)
		3000K (30C)	713lm	615lm	30° (30)			
4000K (40C)		765lm	660lm	46° (46)				
5000K (50C)		765lm	713lm					
6500K (65C)		765lm	-					
	4.1W (4)	2700K (27C)	440lm	355lm	6° (06)			
3000K (30C)		440lm	380lm					
4000K (40C)		475lm	410lm					
5000K (50C)		410lm	440lm					

Ordering Code Example: GRETTO TR7-30C-90-46-FX-00-10



ACR.055
Trimless Box
Aluminium (as extra)



ACR.080
Trimless Box
Stainless Steel 316 (as extra)



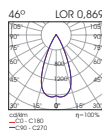
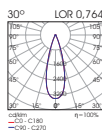
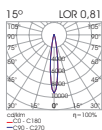
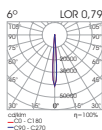
ACR.053
Honeycomb
(as extra)




ACR.050
Softening lens
(as extra)



ACR.051
Line spread lens
(as extra)



- Gretto Wash is an outdoor inground luminaire available either round or square.
- It has minimal aesthetic: luminaire installed with no visible screws.
- Body material: aluminium.
- Frame: stainless steel, AISI 316.
- Mounting box: plastic frame casing
- Safety glass: 6mm
- Power cable: H05RN-F 2x0,75mm² L = 1m
- Cable outer diameter: 6,5mm
- Cable gland: IP67
- Static load resistance: 2000 kgs
- L90/B10 50000h
- Ingress Protection: IP67
- IK Rate: IK07

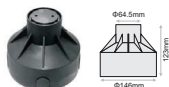
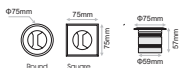


CREE
LEDs

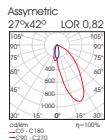
IP67

Model	LED Power	CCT	CR80 LED Source	CR90 LED Source	Beam Angle	Shape	Type	Dimming Option	Extras
			80 (80)	90 (90)					
GRETTO WASH (GRETTO W)	4.1W (4)	2700K (27C) 3000K (30C) 4000K (40C) 5000K (50C)	440lm 440lm 475lm 410lm	355lm 380lm 410lm 440lm	Asymmetric (AS) 27°x42°	Round (RD) Square (SQ)	Fixed (FX)	Without Driver (00) 24VDC Non Dimmable (24ND) 230V Phase Cut (230PC)	No Extras (0) Emergency Kit (1)

Ordering Code Example:
GRETTO W4-30C-90-AS-RD-FX-00-0



ACR.049
Recessed Box (as extra)



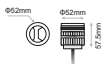
- Gretto Wash is an outdoor luminaire available in trimless round version.
- Body material: aluminium
- Trimless box: Aluminium dark grey colour or Stainless Steel 316 (ordered as extra).
- Safety glass: 6mm
- Power cable H05RN-F 2x0.75mm² L= 1m
- Cable outer diameter: 6.5mm
- Cable gland: IP67
- Optics available: lenses
- Static load resistance: 2000 kgs
- UGR<19 (Asymmetric 27°x42°)
- L90/B10 50000h
- Ingress Protection: IP67
- IK Rate: IK07



IP67

Model	LED Power	CCT	CR80 LED Source	CR190 LED Source	Beam Angle	Type	Dimming Option	Extras
			80 (80)	90 (90)				
GRETTO Trimless WASH (GRETTO TR W)	4.1W (4)	2700K (27C) 3000K (30C) 4000K (40C) 5000K (50C)	4.40lm 4.40lm 4.75lm 4.10lm	3.55lm 3.80lm 4.10lm 4.40lm	Asymmetric (AS) 27°x42°	Fixed (FX)	Without Driver (0) 24VDC Non Dimmable (24ND) 230V Phase Cut (230PC)	No Extras (0) Emergency Kit (1)

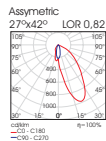
Ordering Code Example:
GRETTO TR W4-30C-90-AS-FX-00-0



ACR.055
Trimless Box
Aluminium (as extra)



ACR.080
Trimless Box
Stainless Steel 316 (as extra)



GRETTO DF

(Diffused)

Exterior Inground, Surface, Wall, Ballast 

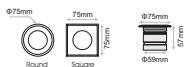
- Gretto Diffused is an outdoor Inground luminaire available either round or square.
- It has minimal aesthetic: luminaire installed with no visible screws.
- Body material: aluminium.
- Frame: stainless steel, AISI 316.
- Mounting box: plastic frame casing
- Safety glass: 6mm
- Power cable H05RN-F 2x0,75mm² L= 1m
- Cable outer diameter: 6.5mm
- Cable gland: IP67
- Static load resistance: 2000 kgs
- Ingress Protection: IP67
- IK Rate: IK07



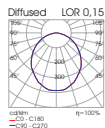
LIGHTSOURCE BY
bridgelux. 

Model	LED Power	CCT	CR180 LED Source	Beam Angle	Shape	Type	Dimming Option	Extras
			80 (80)					
GRETTO Diffused <small>(GRETTO DF)</small>	2.1W (2)	2700K (27B) 3000K (30B) 4000K (40B)	261lm 271lm 286lm	Diffused (DF)	Round (RD) Square (SQ)	Fixed (FX)	Without Driver (00) 24VDC Non Dimmable (24ND) 230V Phase Cut (230PC)	No Extras (0) Emergency Kit (1)

Ordering Code Example: GRETTO DF2-30B-80-DF-SQ-FX-00-0



ACR.049
Recessed Box (as extra)



GRETTO TR DF

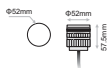
(Trimless Diffused)

- Gretto Diffused is an outdoor luminaire available in trimless round version.
- Body material: aluminium
- Trimless box: Aluminium dark grey colour or Stainless Steel 316 (ordered as extra).
- Safety glass: 6mm
- Power cable H05RN-F 2x0.75mm² L= 1m
- Cable outer diameter: 6.5mm
- Cable gland: IP67
- Optics available: lenses
- Static load resistance: 2000 kgs
- UGR<19 (Diffused)
- Ingress Protection: IP67
- IK Rate: IK07



Model	LED Power	CCT	CR80 LED Source	Beam Angle	Type	Dimming Option	Extras
			80 (80)				
GRETTO Trimless Diffused <small>(GRETTO TR DF)</small>	2.1W (2)	2700K (27B) 3000K (30B) 4000K (40B)	261lm 271lm 286lm	Diffused (DF)	Fixed (FX)	Without Driver (00) 24VDC Non Dimmable (24ND) 230V Phase Cut (230PC)	No Extras (0) Emergency Kit (1)

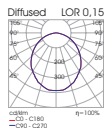
Ordering Code Example: GRETTTO TR DF2-30B-80-DF-FX-00-0



ACR.055
Trimless Box
Aluminium (as extra)



ACR.080
Trimless Box
Stainless Steel 316 (as extra)



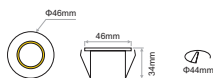


ELECTRON SA, PROFESSIONAL LIGHTING SYSTEMS - 68 Antiochias St, N.Philadephio, 14341 Athens, Greece, info@electron.gr, www.electron.gr

- Davida is a decorative Inground luminaire.
- Luminaire body material: stainless steel 316.
- Mounting box: plastic frame casing.
- Power cable: 2x0.25mm²
- Outer cable diameter : 3.5mm²
- Ingress Protection: IP67
- IK Rate: IK06



Code	CCT	Watt	CRI	Dimensions	Diameter	Voltage	IP Rate
LGR.117	3000K	1.4W	80	Φ46x34mm	46mm	24VDC	IP67



BETTINA Series is an Inground luminaire available with one, two or four openings.

- Housing: aluminum
- Front cover: Stainless steel 316
- Mounting box: plastic frame casing.
- Power cable: HD5RN-F 2x0.75mm² L= 1.5m
- Ingress Protection: IP67
- Maximum load 2000kg

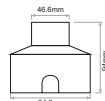

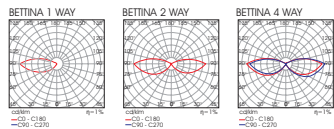


Model*	CCT**	CR80 LED Source	CR70 LED Source	Type	Voltage	Accessories
BETTINA 1 WAY 3W (BETTINA 1)	3000K (30C)	80 (80) 57lm	70 (70) -	Fixed (FX)	12VDC (12)	COVER Standard (0/1) EXTRAS No Extras (1/0)
	4000K (40C)	62lm	-			
BETTINA 2 WAY 3W (BETTINA 2)	5700K (57C)	-	70lm			
BETTINA 4 WAY 3W (BETTINA 4)						



*Available in 3-ways open upon request
**Other colours available upon request.

Ordering Code Example: BETTINA 2-30C-80-FX-12-00



ACC.008
Mounting Box for BETTINA

HYDRA is a small inground luminaire available with honeycomb as extra.

- Inground spot with honeycomb accessory.
- Housing: Die-cast powder coated aluminum.
- Front plate: Stainless steel 316
- Mounting box: plastic frame casing ABS 011.
- Glass: Tempered glass, T=7mm
- Cable gland: IP-68 PG-9 PA66
- Power cable: H05RN-F 2x1.0mm² L=0.5m
- IK Rate: 08
- Ingress Protection: IP67
- PWM Dimmable
- Number of LEDs: 1
- Power Consumption: 2.6Watt
- Maximum load 1700kgs



LIGHTSOURCE BY
OSRAM

IP67

Model	CCT	Luminaire Lumen	Type	CRI	Beam Angle	Voltage	Accessories
HYDRA ROUND 2.6W (HYDRA RD3)	2700K (27C)	115lm	Fixed (FX)	80 (80)	9° (09)	24VDC PWM Dimmable (24)	COVER Standard (0/1) Honeycomb (1/1)
	3000K (30C)	125lm			15° (15)		
	4000K (40C)	135lm			20° (20)		
HYDRA SQUARE 2.6W (HYDRA SQ3)	5600K (56C)	145lm			30° (30)		EXTRAS No Extras (1/0)
					45° (45)		
					45°X35° (4535)		

Ordering Code Example: HYDRA RD3-300-80-30-FX-24-10



ZERO is a small Inground luminaire.

- Housing: aluminum
- Front cover: stainless steel 316
- Glass : Tempered glass T=4mm
- Mounting box: aluminum
- Cable gland: PG7 cooper with nickel coated.
- Power cable: H05RN-F 2x0.75mm² L=1.5m
- IK Rate: 06
- Ingress Protection: IP67
- Maximum load 320kgs

Lighting management options:
On-Off/DALI/0...10V/1...10V/DMX512/PHASE CUT/IR/RF/PUSH BUTTON/Bluetooth



CREE
LEDs

IP67

Code	No.LED	Watt	Lumen	Colour Temperature*	Dimensions	Diameter	Max. Kg	Voltage	Beam Angle	IP Rate	
LGR.133	1	3W	100lm	2700K	Φ40x75mm	40mm	1000Kg	12VDC	25°	IP67	Dimmable
LGR.091	1	3W	110lm	3000K	Φ40x75mm	40mm	1000Kg	12VDC	25°	IP67	Dimmable
LGR.090	1	3W	130lm	5600K	Φ40x75mm	40mm	1000Kg	12VDC	25°	IP67	Dimmable



*Other CCT available upon request.

**Available in 10°, 40° & 60° degrees upon request.



ACC.010
Mounting Box for ZERO



ACC.005
Diffused glass (as extra)

ZERO-S is a low depth small Inground luminaire.

- Housing: aluminum
- Front cover: stainless steel 316
- Glass : Tempered glass T=4mm
- Mounting box: aluminum
- Cable gland: PG7 cooper with nickel coated.
- Power cable: H05RN-F 2x0.75mm² L=1.5m
- IK Rate: 06
- Ingress Protection: IP67
- Maximum load 320kgs

Lighting management options:
On-Off/DALI/0..10V/1..10V/DMX512/PHASE CUT/IR/RF/PUSH BUTTON/Bluetooth



CREE LEDs

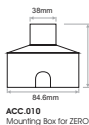
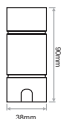
IP67



Code	No.LED	Watt	Lumen	Colour Temperature*	Dimensions	Diameter	Max. Kg	Voltage	Beam Angle**	IP Rate
LGR.132	1	3W	110lm	2700K	54x40mm	40mm	1000Kg	12VDC	25°	IP67
LGR.089	1	3W	115lm	3000K	54x40mm	40mm	1000Kg	12VDC	25°	IP67
LGR.088	1	3W	130lm	5600K	54x40mm	40mm	1000Kg	12VDC	25°	IP67

*Other CCT available upon request.

**Available in 10°, 40° & 60° degrees upon request.



ACC.004
Diffused glass (as extra)

ZERO ST

Exterior Inground, Surface, Wall, Ballast

ZERO ST is an inground stainless steel small scale luminaire.

- Housing: stainless steel 316
- Front cover: stainless steel 316
- Glass: Tempered glass $t=4\text{mm}$
- Mounting box: aluminum
- Cable gland: PG7 cooper with nickel coated.
- Power cable: H05RN-F 2x0.75mm² L=1.5m
- IK Rate: 06
- Ingress Protection: IP67
- Maximum load 320kgs


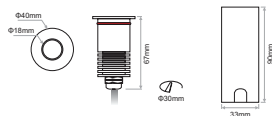
Lighting management options:

On-Off/DALI0..10V/1..10V/DMX512/PHASE CUT/IR/RF/PUSH BUTTON/Bluetooth



Colour Model / Temperature	No.LED	Watt	Lumen	Dimensions	Diameter	Max. Kg	Voltage	Beam Angle*	IP Rate	
ZERO ST / 2700K	1	3W	100lm	Φ40x67mm	40mm	1000Kg	12VDC	25°	IP67	Dimmable
ZERO ST / 3000K	1	3W	110lm	Φ40x67mm	40mm	1000Kg	12VDC	25°	IP67	Dimmable
ZERO ST / 5600K	1	3W	130lm	Φ40x67mm	40mm	1000Kg	12VDC	25°	IP67	Dimmable

*Available in 10°, 40° & 60° degrees upon request.



- MINIFLO is a small inground luminaire available round & square.
- Stainless steel face A1S1 316L & pure aluminium body, powder coated painted.
- Inground / ceiling recessed / wall recessed installation.
- Tempered glass.
- Dimmable
- IP67

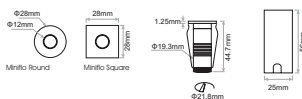
Lighting management options:
On-Off/DALI/0...10V/1...10V/DMX512/PHASE CUT/IR/RF/PUSH BUTTON/Bluetooth



CREE LED

IP67

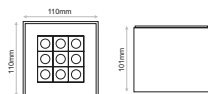
Code	Model	No.LED	LED Power	Lumen	CCT*	Dimensions	Diameter	Max. Kg	Voltage	Beam Angle**	IP Rate	
<i>Miniflo Round</i>												
LGR.092	Miniflo Round	1	1W	110lm	5600K	25x45mm	25mm	500Kg	12VDC	80°	IP67	Dimmable
												*Other colours available upon request. **Available in 45° degrees upon request.
LGR.134	Miniflo Round	1	1W	52lm	2700K	28x44mm	28mm	500Kg	12VDC	35°	IP67	Dimmable
LGR.135	Miniflo Round	1	1W	56lm	3000K	28x44mm	28mm	500Kg	12VDC	35°	IP67	Dimmable
												*Other colours available upon request. **Available in 60° degrees upon request.
<i>Miniflo Square</i>												
LGR.094	Miniflo Square	1	1W	110lm	5600K	25x45mm	25x25mm	500Kg	12VDC	80°	IP67	Dimmable
LGR.095	Miniflo Square	1	1W	83lm	3000K	25x45mm	25x25mm	500Kg	12VDC	80°	IP67	Dimmable
												*Other colours available upon request. **Available in 45° degrees upon request.



Box surface series is a complete series of surface mounted luminaires available in 3 different models in terms of consumption, each offered at different beam angles. Ideal for minimal architectural applications with low glare level due to the design of the luminaire.

- Ingress Protection: IP65
- IK Rate: IK06
- Glare Rating: UGR <math><12.7 (16^\circ)</math>, <math><12.5 (20^\circ)</math>, <math><10.5 (26^\circ)</math>, <math><20.9 (40^\circ)</math>, <math><23.1 (60^\circ)</math>, <math><15.1 (16^\circ \times 30^\circ)</math>
- Phase Cut Dimmable or Non-Dimmable.
- Weight: 1,5kg

L90/B10 50.000h

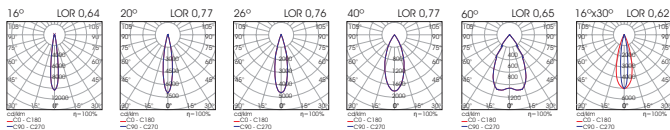




Model	CCT	LED Source	Beam Angle	Colour	Dimming Option
BOX 23.8W Surface <i>(BOX 24SF)</i>	2700K (27C)	2457lm	16° (VN)	Black (BL)	230VAC Non-Dimmable (230ND)
	3000K (30C)	2628lm	20° (NR)	White (WH)	230VAC Phase Cut Dimmable* (230D)
	4000K (40C)	2628lm	26° (ND)		
	6500K (65C)	2948lm	40° (WD)		
			60° (VW)		
			16°x30° (AS)		

* By trailing edge dimmers.

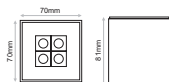
Ordering Code Example: BOX 24SF-30C-NR-BL-230D



Box surface series is a complete series of surface mounted luminaires available in 3 different models in terms of consumption, each offered at different beam angles. Ideal for minimal architectural applications with low glare level due to the design of the luminaire.

- Ingress Protection: IP65
- IK Rate: IK06
- Glare Rating: UGR <13.4 (12°), <11.6 (17°), <12.2 (25°), <19.3 (35°), <22.7 (60°), <16.3 (16°x30°)
- Phase Cut Dimmable or Non-Dimmable.
- Weight: 0,60kg

L90/B10 50.000h



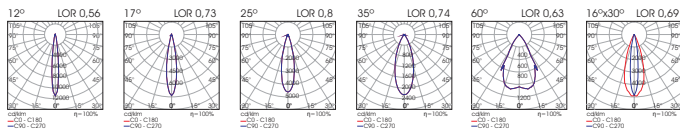


IP65

Model	CCT	LED Source	Beam Angle	Colour	Dimming Option
BOX 9.2W Surface (BOX 9SF)	2700K (27C)	988lm	12° (VN)	Black (BL)	230VAC Non-Dimmable (230ND)
	3000K (30C)	1056lm	17° (NR)	White (WH)	230VAC Phase Cut Dimmable* (230D)
	4000K (40C)	1056lm	25° (ND)		
	6500K (65C)	1185lm	35° (WD)		
				60° (VW)	
			16°x30° (AS)		

* By trailing edge dimmers.

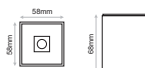
Ordering Code Example: BOX 9SF-30C-NR-BL-230D



Box surface series is a complete series of surface mounted luminaires available in 3 different models in terms of consumption, each offered at different beam angles. Ideal for minimal architectural applications with low glare level due to the design of the luminaire.

- Ingress Protection: IP65
- IK Rate: IK06
- Glare Rating: UGR <15.1 (17°), <15.7 (21°), <14 (28°), <23.5 (32°), <25.2 (60°), <20.3 (16°x30°)
- Phase Cut Dimmable
- Weight: 0,37kg

L90/B10 50.000h



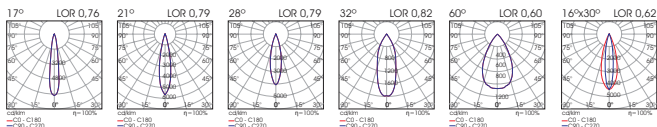


IP65

Model	CCT	LED Source	Beam Angle	Colour	Dimming Option
BOX 4.4W Surface <i>(BOX 5SF)</i>	2700K <i>(27C)</i>	410lm	17° <i>(VN)</i>	Black <i>(BK)</i>	230VAC Phase Cut Dimmable* <i>(230D)</i>
	3000K <i>(30C)</i>	440lm	21° <i>(NR)</i>	White <i>(WH)</i>	
	4000K <i>(40C)</i>	475lm	28° <i>(ND)</i>		
	6500K <i>(65C)</i>	510lm	32° <i>(WD)</i>		
			60° <i>(VW)</i>		
			16°x30° <i>(AS)</i>		

* By trailing edge dimmers.

Ordering Code Example: BOX 5SF-30C-WD-WH-230D



DORIS C13

Exterior Inground, Surface, Wall, Ballast 

DORIS C13 is an outdoor surface luminaire available in black or white colour.

- Housing: Aluminium
- UGR<10 @ 17°, 33° & UGR<19 @ 52°
- 3 SDCM
- L90/810 50000h
- IK Rate: IK08
- Ingress Protection: IP65



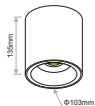
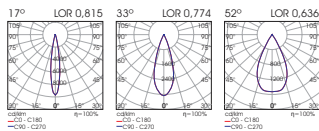
CREE LEDs

IP65

Model	CCT	LED Source	Type	CR	Beam Angle	Colour	Dimming Option	Accessories
CRI80								
DORIS 13W Ceiling <i>(DORIS C13)</i>	2700K (27C)	1590lm	Fixed (FX)	80 (80)	17° (17)	Black (BL) White (WH)	Non Dimmable (ND) DALI* (DL) Phase Cut (PC)	Standard (00) Honeycomb (01)
	3000K (30C)	1710lm			33° (33)			
	4000K (40C)	1830lm			52° (52)			
	5000K (50C)	1710lm						

* Wattage: 9W

Ordering Code Example: DORIS C13-40C-80-FX-17-BL-ND-01



With Honeycomb

- Adorno series surface luminaire with GU10 lampholder, max 7.5W (lamp not included).
- Housing Material: Powder coated Aluminium.
- Minimal aesthetic for contemporary architectural design.
- Ingress Protection: IP44



Model	Colour	Type	Lamp Holder
ADORNO SF IP44 Retrofit <i>(ADORNO SF-44R)</i>	White <i>(WH)</i> Black <i>(BL)</i>	Fixed <i>(FX)</i>	GU10 (max 7.5W) <i>(G-1)</i>



Ordering Code Example: *ADORNO SF-44R-WH-FX-G1*



POROS

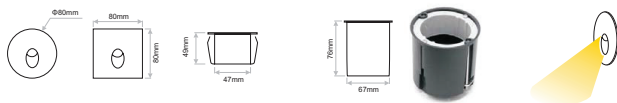
Exterior Inground, Surface, Wall, Ballast 

- Housing: Stainless steel 316
- Power cable : H05RN-F 2x0.75mm²=0.3m
- Outdoor installation: IP65
- Mounting Box material: PVC
- IK Rate: 10
- Non Dimmable



IP65

Code	Type	Watt	CCT*	CRI	Lumen	Beam Angle	Voltage	IP Rate	IK Rate
<i>ROUND MONOCHROMATIC</i>									
ALW030	Round	1.7W	5600K	70	34lm	80°	24VDC	IP65	IK10
ALW031	Round	1.7W	3000K	70	31lm	80°	24VDC	IP65	IK10
							*Available in 2700K upon request.		
<i>SQUARE MONOCHROMATIC</i>									
ALW032	Square	1.7W	5600K	70	34lm	80°	24VDC	IP65	IK10
ALW033	Square	1.7W	3000K	70	31lm	80°	24VDC	IP65	IK10
							*Available in 2700K upon request.		

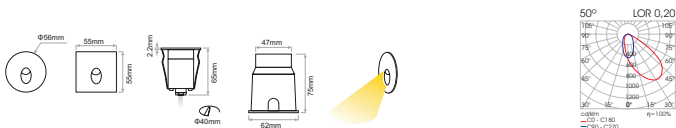


- Housing: Die-casting aluminium
- Power cable : H05RN-F 2x1.0mm² L=0.3m
- Outdoor installation: IP65
- Mounting Box material: PVC
- IK Rate: 10



Model	Shape	CCT	LED Source	Type	Beam Angle	Colour	Voltage
POROS MINI2.4W <i>(POROS MINI 2)</i>	Round (RD)	2700K (27)	252lm	Fixed (FX)	50° (50)	White (WH)	24VDC PWM Dimmable (24)
	Square (SQ)	3000K (30)	265lm			Black (BL)	
		4000K (40)	279lm				

Ordering Code Example: POROS MINI 2-RD-30-FX-50-WH-24



CANOVA recessed luminaire available in white, black or brown colour.

- Housing: Power coated aluminium.
- Mounting box material: Plastic
- Ingress Protection: IP65

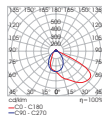
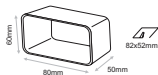
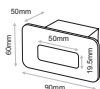


IP65

Model	Colour Temperature*	Watt	Luminaire LED Lumen	Luminaire Colour**	Voltage	Dimensions	IP Rate
CANOVA	3000K	3W	170lm	White	230VAC	90x60mm	IP65

* Available in COOL WHITE upon request

** Housing also available in Black or Brown colour upon request

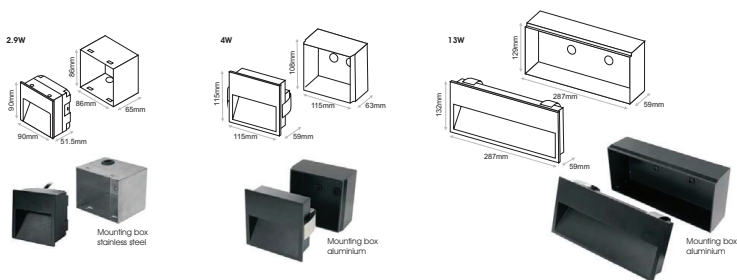


- Origin is a complete series of recessed and surface wall luminaires available in square, rectangular or round form.
- The series is available in black or white colour. Other RAL colours also available upon request.
- Luminaire body: die-cast aluminium with silicone rubber gasket.
- Mounting box: stainless steel (3W), aluminium (4W,13W)
- L901 & I0 50000h
- Ingress Protection: IP65
- IK06



Model	Type	Type	CCT*	CR80 LED Source	Colour	Dimming Option
80 (80)						
ORIGIN RC (ORIGIN RC)	Square (SQ)	2.9W (D3)	2700K (27C)	160lm	Black (BL)	230VAC Non-Dimmable (230ND)
			3000K (30C)	200lm	White (WH)	
		4000K (40C)	200lm			
		4W (D4)	2700K (27B)	360lm		
	3000K (30B)	390lm				
	4000K (40B)	420lm				
	Rectangular (RT)	13W (I3)	2700K (27B)	1220lm		
			3000K (30B)	1300lm		
			4000K (40B)	1400lm		

Ordering Code Example: ORIGIN RC-SQ-03-30B-80-BL-230ND

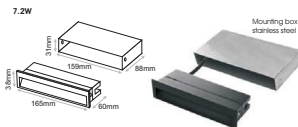



- Origin is a complete series of recessed and surface wall luminaires available in square, rectangular or round form.
- The series is available in black or white colour. Other RAL colours also available upon request.
- Luminaire body: die-cast aluminium with silicone rubber gasket.
- Mounting box: stainless steel
- L90° 110 50000h
- Ingress Protection: IP65
- IK06




Model	Type	Type	CCT*	CR180 LED Source	Colour	Dimming Option
				80 (80)		
ORIGIN RC (ORIGIN RC)	Rectangular (RT)	2.7W (03)	2700K (27B)	250lm	Black (BL)	230VAC Non-Dimmable (230ND)
			3000K (30B)	270lm	White (WH)	
		4000K (40B)	290lm			
		7.2W (07)	2700K (27B)	600lm		
			3000K (30B)	640lm		
			4000K (40B)	690lm		

Ordering Code Example: ORIGIN RC-RT-07-30B-80-BL-230ND



- Origin is a complete series of recessed and surface wall luminaires available in square, rectangular or round form.
- The series is available in black or white colour. Other RAL colours also available upon request.
- Luminaire body: die-cast aluminium with silicone rubber gasket.
- L90/ B10 50000h
- Ingress Protection: IP65
- IK06



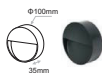
LIGHTSOURCE BY
bridgelux.

IP65


Model	Type	Type	CCT*	CR80 LED Source	Colour	Dimming Option
				80 (80)		
ORIGIN SF (ORIGIN SF)	Round (RD)	3.2W (03)	2700K (27B)	360lm	Black (BL) White (WH)	230VAC Non-Dimmable (230ND)
			3000K (30B)	390lm		
			4000K (40B)	420lm		
		10W (10)	2700K (27B)	970lm		
			3000K (30B)	1040lm		
			4000K (40B)	1110lm		

Ordering Code Example: ORIGIN SF-RD-03-30B-80-BL-230ND

3.2W



10W



- Origin is a complete series of recessed and surface wall luminaires available in square, rectangular or round form.
- The series is available in black or white colour. Other RAL colours also available upon request.
- Luminaire body: die-cast aluminium with silicone rubber gasket.
- L90/ B10 50000h
- Ingress Protection: IP65
- IK06



Model	Type	Type	CCT*	CR80 LED Source	Colour	Dimming Option
				80 (80)		
ORIGIN SF (ORIGIN SF)	Square (SQ)	3.9W (04)	2700K (278)	370lm	Black (BL) White (WH)	230VAC Non-Dimmable (230ND)
			3000K (308)	390lm		
			4000K (408)	420lm		
		13.9W (14)	2700K (278)	1370lm		
			3000K (308)	1470lm		
			4000K (408)	1570lm		
Rectangular (RT)	13W (13)	2700K (278)	1210lm			
		3000K (308)	1300lm			
		4000K (408)	1400lm			

Ordering Code Example: ORIGIN SF-SQ-14-308-80-BL-230ND

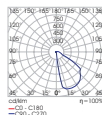
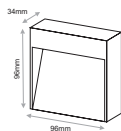


- Surface wall luminaire
- Luminaire body: die-cast aluminium with silicon rubber gasket
- Powder coated
- Ingress Protection: IP65
- IK Rate: IK05



IP65

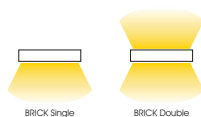
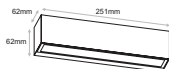
Code	Model	Colour Temperature	Watt	Luminaire Colour	Voltage	Dimensions	IP Rate
ALW.057	CANOVA 4 SF	3000K	3.6W	Dark Grey	230VAC	96x96x34mm	IP65
ALW.061	CANOVA 4 SF	3000K	3.6W	White	230VAC	96x96x34mm	IP65



BRICK II

Exterior Inground, Surface, Wall, Ballast 



- BRICK II is an elegant wall mounted luminaire, available either with single or double light emission.
- It is offered in black and white colour.
- L90/ B10 50000h
- Ingress Protection IP65



Model	Type	CCT*	C880, C8190 Luminaire Lumens		Beam Angle	Colour	Dimming Option
			80 (80)	90 (90)			
BRICK II (BRICK II)	5W Single (1x5W) (05)	2700K (27)	385lm	325lm	Diffused (DF)	Black (BL)	230VAC Phase Cut Dimmable (2300)
		3000K (30)	390lm	340lm		White (WH)	
	10W Double (2x5W) (10)	2700K (27)	770lm	650lm			
		3000K (30)	780lm	680lm			

* 4000K also available upon request.

Ordering Code Example: BRICK II 10-30-80-DF-BL-2300



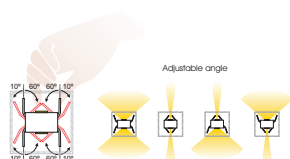
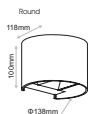
- EDGE wall mounted luminaire offers easiness and flexibility in lighting due to its special construction.
- User can easily select the desired beam angle by adjusting the inner parts of the luminaire.
- Can create asymmetry in each luminaire in terms of up & down light emission.
- 3 SDCM
- L90/B10 50000h
- Ingress Protection IP65




Model	CCT	LED Power	CCT*	CRI80, CRI90 LED Source		Beam Angle	Colour	Dimming Option
				80 (80)	90 (90)			
EDGE (EDGE)	Square (SQ)	2x3W (06)	2700K (27)	2x430lm	2x355lm	Adjustable (090) 0°-90°	Black (BL)	230VAC (2300) Phase Cut Dimmable
	Round (RD)		3000K (30)	2x460lm	2x370lm		White (WH)	
			4000K (40)	2x470lm	2x385lm			

* Models with CCTs of 3500K, 5000K & 6500K are available upon request.

Ordering Code Example: *EDGE-SQ-06-30-80-090-BL-230D*



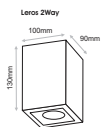


ELECTRON SA, PROFESSIONAL LIGHTING SYSTEMS - 68 Antiochias Str, N.Philadephia, 14341 Athens, Greece, info@electron.gr, www.electron.gr

- Housing: Die-cast powder coated aluminum
- Glass : PC T=6mm
- Power cable : H05RN-F 3x1.0mm² L= 0.3m
- IK Rate: 06
- Outdoor installation: IP65
- Luminaire colour: Grey

Monochromatic

24VDC PWM Dimmable
230VAC Non-Dimmable



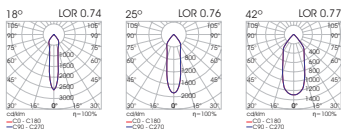
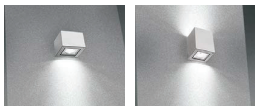


Model	Type	CCT	CRI80*, CRI90 LED source		Voltage	Beam Angle**	Colour
			80 (80)	90 (90)			
LEROS (LEROS)	6W Leros 1Way (1x6W) (06)	2700K (27C)	810lm	670lm	24VDC PWM Dimmable (24)	18° (18)	Mat Grey (MG)
		3000K (30C)	860lm	700lm		25° (25)	
		4000K (40C)	880lm	740lm		42° (42)	
		5000K (50C)	900lm	770lm			
		5700K (57C)	860lm	-			
	12W Leros 2Way (2x6W) (12)	2700K (27C)	860lm	710lm	230VAC Non-Dimmable (230ND)		
		3000K (30C)	910lm	740lm			
		4000K (40C)	940lm	780lm			
		5000K (50C)	950lm	820lm			
		5700K (57C)	910lm	-			
6500K (65C)	920lm	-					

* Nichia LEDs only in 3000K, CRI80 & Non-Dimmable.

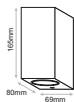
** Also available with asymmetric up/down lenses upon request.

Ordering Code Example: LEROS 06-30C-90-24-42-MG



PARELO I & PARELO II outdoor wall surface luminaires with GU10 lamp holder, max 5W (lamp not included).

- Ingress Protection: IP65





IP65

Code	Model	Maximum Consumption	Power Supply	Lamp type	Colour	Dimensions	IP Rate
AWE.005	PARELO I Black	5W max	230VAC	GU10	Black	Φ69x80x67mm	IP65
AWE.006	PARELO I White	5W max	230VAC	GU10	White	Φ69x80x67mm	IP65



Not included



IP65

Code	Model	Maximum Consumption	Power Supply	Lamp type	Colour	Dimensions	IP Rate
AWE.007	PARELO II Black	2x5W max	230VAC	GU10	Black	Φ69x80x165mm	IP65
AWE.008	PARELO II White	2x5W max	230VAC	GU10	White	Φ69x80x165mm	IP65



Not included



DORIS W13

Exterior Inground, Surface, Wall, Bollard 

DORIS W13 is an outdoor wall surface luminaire available in black or white colour.

- Housing: Aluminium
- UGR <10 (17°, 33°) and UGR <19 (52°)
- 3 SDCM
- L90/B10 50000h
- IK Rate: IK08
- Ingress Protection: IP65



CREE LEDs

UGR <10
17°, 33°

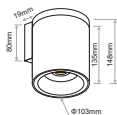
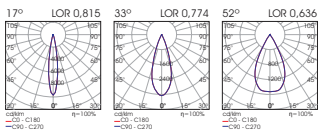
UGR <19
52°

IP65

Model	CCT	LED Source	Type	CRI	Beam Angle	Colour	Dimming Option	Accessories
		CR80						
DORIS WALL 13W <i>(DORIS W13)</i>	2700K (27C)	1590lm	Fixed (FX)	80 (80)	17° (17)	Black (BL) White (WH)	Non Dimmable (ND) DALI* (DL) Phase Cut (PC)	Standard (00) Honeycomb (01)
	3000K (30C)	1710lm			33° (33)			
	4000K (40C)	1830lm			52° (52)			
	5000K (50C)	1710lm						

* Wattage: 9W

Ordering Code Example: DORIS W13-30C-FX-80-52-BL-ND-01



With Honeycomb



Complex Of Private Residences, Crete, Greece

ELECTRON SA, PROFESSIONAL LIGHTING SYSTEMS - 68 Antiochias St, N.Philadephia, 14341 Athens, Greece, info@electron.gr, www.electron.gr

ARYN is a surface outdoor luminaire suitable to highlight architectural elements in facades.

- Power cable: H05RN-F 3x0.75mm²
- Outer cable diameter: 7mm²
- Ingress Protection: IP65
- Non-Dimmable
- DALI Dimmable option upon request.

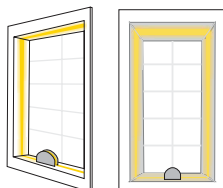


IP65

Model	CCT	Beam Angle	Voltage	Colour*	IP Rate
ARYN 9W (ARYN 9)	2700K (27)	180° (180)	230VAC (230)	White (WH)	IP65 (65)
	3000K (30)				
	4000K (40)				
	5700K (57)				

* Luminaire colour white, but custom RAL colours also available on request.

Ordering Code Example: ARYN 9-30-180-230-WH-65



ROLLER is a surface outdoor luminaire suitable to highlight architectural elements in facades.

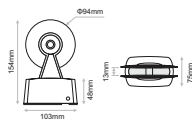

- Power cable: H05RN-F 3x0.75mm²
- Outer cable diameter: 7mm²
- Ingress Protection: IP65
- Non-Dimmable
- DALI Dimmable option upon request.



IP65

Model	CCT	Beam Angle	Voltage	IP Rate
ROLLER 9W (ROLLER 9)	2700K (27) 3000K (30) 4000K (40) 5700K (57)	340° (340)	230VAC (230)	IP65 (65)

Ordering Code Example: ROLLER 9-30-340-230-65



MINI / MIDI / DECO are small recessed luminaires suitable for decorative lighting.

- Ingress Protection: IP65
- Non-Dimmable



IP65

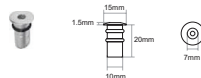
Code	No.LED	Colour	Watt	Diameter	Voltage	IP Rate
------	--------	--------	------	----------	---------	---------

*MINI
RGB (IN ONE CHIP)*

LED.216 /CC	1	RGB	0.21W	15mm	5VDC	IP65
--------------------	---	-----	-------	------	------	------

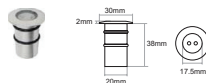
*MINI
MONOCHROMATIC*

LED.201	1	BLUE	0.12W	15mm	5VDC	IP65
LED.202	1	GREEN	0.12W	15mm	5VDC	IP65
LED.203	1	RED	0.12W	15mm	5VDC	IP65
LED.204	1	COOL WHITE	0.12W	15mm	5VDC	IP65
LED.205	1	AMBER	0.12W	15mm	5VDC	IP65
LED.217	1	WARM WHITE	0.12W	15mm	5VDC	IP65



*MIDI
MONOCHROMATIC*

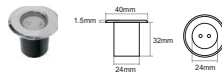
LED.206	2	BLUE	0.24W	30mm	12VAC	IP65
LED.207	2	GREEN	0.24W	30mm	12VAC	IP65
LED.208	2	RED	0.24W	30mm	12VAC	IP65
LED.209	2	COOL WHITE	0.24W	30mm	12VAC	IP65
LED.210	2	AMBER	0.24W	30mm	12VAC	IP65
LED.218	2	WARM WHITE	0.24W	30mm	12VAC	IP65



Transformer: TRF.002 / 50W

*DECO
MONOCHROMATIC*

LED.211	2	BLUE	0.24W	40mm	12VAC	IP65
LED.212	2	GREEN	0.24W	40mm	12VAC	IP65
LED.213	2	RED	0.24W	40mm	12VAC	IP65
LED.214	2	COOL WHITE	0.24W	40mm	12VAC	IP65
LED.215	2	AMBER	0.24W	40mm	12VAC	IP65
LED.219	2	WARM WHITE	0.24W	40mm	12VAC	IP65



Transformer: TRF.002 / 50W

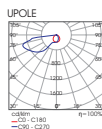
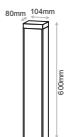
UPOLE is a minimal bollard available in dark grey colour.

- Housing: Powder coated aluminium
- Cable: H05RN-F 3x0.75mm²
- IK Rate: IK06
- Ingress Protection: IP65



IP65

Model	Watt	CCT - Luminaire Lumen	CRI	Voltage	Colour	Dimensions	IP Rate
UPOLE	14.2W	2700K - 636lm	80	230VAC	Dark Grey	104x80x600mm	IP65



MAROON

Exterior Inground, Surface, Wall, Bollard



MAROON Series is an elegant bollard available in 8 and 15 Watt.

- It offers visual comfort and is ideal for outdoor landscapes.
- IK Rate: IK08
- L90/ B10 50000h
- Ingress Protection: IP65

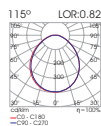
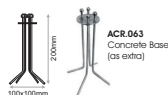
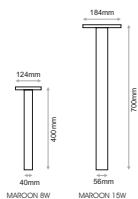


LIGHTSOURCE BY
bridgelux.

IP65

Model	CCT	LED Source	Height	Type	CRI	Beam Angle	Colour	Dimming Option
MAROON 8W (MAROON 8)	2700K (27B)	535lm	H: 400mm (40J)	Fixed (FX)	80 (80)	115° (115)	Black (BL)	230VAC (230)
	3000K (30B)	540lm	540mm					
	4000K (40B)	555lm	555mm					
MAROON 15W (MAROON 15)	2700K (27B)	1505lm	H: 700mm (70J)					
	3000K (30B)	1512lm						
	4000K (40B)	1525lm						

Ordering Code Example: MAROON 15-40B-700-FX-80-115-BL-230





ELECTRON SA, PROFESSIONAL LIGHTING SYSTEMS - 68 Antiochias St, N.Philadelphia, 14341 Athens, Greece, info@electron.gr, www.electron.gr

TRETTO

Exterior Inground, Surface, Wall, Ballast 

TRETTO is a minimal luminaire with pole available with one, two or three spots.

- It has minimal aesthetic: no visible screws on the luminaire.
- Available with base for ground installation or with base suitable for spike.
- The height of each luminaire on the pole is adjustable.
- Each luminaire is both rotatable and tiltable 360degrees.
- Body material and base: aluminium.
- Pole material: stainless steel.
- Spike material: plastic.
- Each luminaire can be customized with the use of softening lens, line spread lens and honeycomb supplied as extra.
- Supplied in black colour as standard, custom RAL colours available upon request.
- Power cable H05RN-F 2x0.75mm² L= 1m
- Cable outer diameter: 6.5mm
- Cable gland: IP67
- Safety Glass: 6mm
- UGR<19 (15°, 30°, 46°)
- L90/B10 50000h
- Ingress Protection: IP67
- IK Rate: IK07



TRETTO 6.5W

TRETTO 13W

TRETTO 19.5W



TRETTO

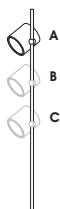
TRETTO with Snout

TRETTO with Half Snout

Model	Type	Colour	CCT	CRI80 LED Source	CRI90 LED Source	Beam Angle	Dimming Option	Accessories
TRETTO 6.5W (TRETTO 7)	Base (BS)	Black (BL)	2700K (27C)	80 (80)	90 (90)	15° (15)	Without Driver (00)	Standard Snoot (0/1) Half Snoot (2/1)
	Spike (SP)		3000K (30C)	713lm	570lm	30° (30)	Non Dimmable (ND)	
			4000K (40C)	713lm	615lm	46° (46)	Analogue (1-10V) (A1)	
TRETTO 13W (TRETTO 13)			5000K (50C)	765lm	713lm		DMX (DX)	Standard Honeycomb (1/0) Softening lens (1/1) Line spread lens (1/3)
			6500K (65C)	765lm	-		DALI (DL)	
							Push Button (PB) Phase Cut (PC) Wireless (WL)	
TRETTO 19.5W (TRETTO 20)								

Ordering Code Guide for TRETTO:

- A: Upper module
- B: Middle module (where applicable)
- C: Lower module (where applicable)

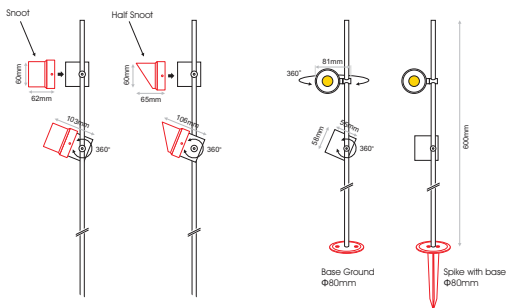
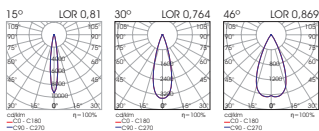


TRETTO model	Type	Colour	CCT	CRI	Beam Angle	Dimming	Accessories
(TRETTO 7)	(BS)(SP)	(BL)	A	A	A	A	A
(TRETTO 13)			AB	AB	AB	AB	AB
(TRETTO 20)			ABC	ABC	ABC	ABC	ABC

Note: If modules AB (for Tretto 13) or if all modules ABC (for Tretto 20) have common characteristic(s) please mention this characteristic(s) only once.

Ordering Code Examples:

- TRETTO 7-BS-BL-30C-80-46-30-ND-01
- TRETTO 13-BS-BL-30C30C-8090-4630-ND-01
- TRETTO 20-BS-BL-30C30C30C-809080-154646-ND-01



- ACR.053 Honeycomb (as extra)
- ACR.050 Softening lens (as extra)
- ACR.051 Line spread lens (as extra)

- Stocky luminaire is a linear slim luminaire with minimal aesthetic.
- Ideal to blend into an outdoor landscape.
- Material: Stainless steel / glass.
- Ingress Protection IP65
- IK Rate: IK06
- Also available upon request 2700K/4000K / 5600K.
- Also available upon request flat top (total height 945mm).

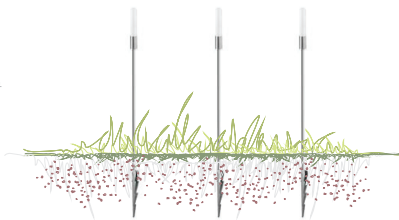
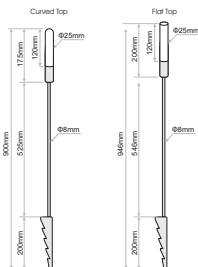


CREE LEDs

IP65

Model	Glass	Finish	CCT	LED Source	Beam Angle	Voltage
STOCKY 2W <i>(STOCKY 2)</i>	Curved Top (CT) Flat Top (FT)	Stainless Steel (SS) Brass (BR)	3000K (30C)	182lm	94° (94)	24VDC (24)

Ordering Code Example: STOCKY 2-CT-SS-30C-94-24





ELECTRON SA, PROFESSIONAL LIGHTING SYSTEMS - 68 Antiochias St, N.Philadephia, 14341 Athens, Greece, info@electron.gr, www.electron.gr

MUSHROOM

Exterior Inground, Surface, Wall, Ballast 

- MUSHROOM is a portable rechargeable lamp ideal for outdoor or indoor use.
- Material: Aluminum / black colour.
- Charger and USB charging cable included 5V DC/1A (110/240V 50/60Hz).
- Battery: 2x2200mAh Li-Ion, 3.7V
- Battery charging time: 4.3 hours (5V/1A).
- Three lighting levels available.
- Battery life according to light output: 6.5 hours at 100%, 15 hours at 40%, 60 hours at 10%.
- Ingress Protection: IP54



Rechargeable 


IP54


Code	Watt	CCT - Lumen	Battery	Voltage	Dimensions	IP Rate
TAB.002	2W	3000K - 263lm	2x2200mAh Li-Ion, 3.7V	5VDC	197mm x (H)292mm	IP54



Charging time:
4.3hrs (5V/1A).

Battery life:
6.5 hrs at 100%, 15 hrs at 40%, 60 hrs at 10%.





ELECTRON SA, PROFESSIONAL LIGHTING SYSTEMS - 68 Antiochias St, N.Philadephia, 14341 Athens, Greece, info@electron.gr, www.electron.gr

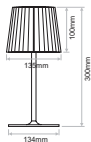
- MARLO is a portable rechargeable lamp ideal for outdoor or indoor use.
- Material: Aluminum
- Available in Black or White.
- Charger and USB charging cable included 5V DC/1A (110/240V 50/60Hz).
- Battery: 1x2600mAh Li-ion, 3.7V
- Battery charging time: 3 hours (5V/1A).
- Three lighting levels available.
- Battery life according to light output: 4 hours at 100%, 10 hours at 40%, 40 hours at 10%.
- Ingress Protection: IP54



Rechargeable 


IP54

Code	Colour	Watt	CCT - Lumen	Battery	Voltage	Dimensions	IP Rate
TAB.003	Black	2W	3000K - 183lm	1x2600mAh Li-ion, 3.7V	5VDC	135mm x (H)300mm	IP54
TAB.004	White						



Charging time:
3hrs (5V/1A)

Battery life:
4hrs at 100%, 10hrs at 40%, 40hrs at 10%





ELECTRON SA, PROFESSIONAL LIGHTING SYSTEMS - 68 Antiochias St, N.Philadephia, 14341 Athens, Greece, info@electron.gr, www.electron.gr

PHAROS

Exterior Inground, Surface, Wall, Ballast 

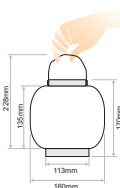
- PHAROS is a portable rechargeable lamp ideal for outdoor or indoor use.
- Material: Aluminum / black colour.
- Diffuser material: frosted polycarbonate.
- Charger and USB charging cable included 5V DC/1A (110/240V 50/60Hz).
- Battery: 1x2600mAh Li-ion, 3.7V
- Battery charging time: 3 hours (5V/1A).
- Three lighting levels available.
- Battery life according to light output: 4 hours at 100%, 10 hours at 40%, 40 hours at 10%.
- Ingress Protection: IP54



Rechargeable 

IP54

Code	Watt	CCT - Lumen	Battery	Voltage	Dimensions	IP Rate
TAB.000	2W	3000K - 202lm	1x2600mAh Li-ion, 3.7V	5VDC	160mm x (H)228mm	IP54



Charging time:

3hrs (5V/1A)

Battery life:

4hrs at 100%, 10hrs at 40%, 40hrs at 10%





ELECTRON SA, PROFESSIONAL LIGHTING SYSTEMS - 68 Antiochias St, N.Philadephia, 14341 Athens, Greece, info@electron.gr, www.electron.gr

PLUMB

Exterior Inground, Surface, Wall, Ballast 

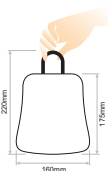
- PLUMB is a portable rechargeable lamp ideal for outdoor or indoor use.
- Material: Aluminum / black colour.
- Diffuser material: frosted polycarbonate.
- Charger and USB charging cable included 5V DC/1A (110/240V 50/60Hz).
- Battery: 1x2600mAh Li-ion, 3.7V
- Battery charging time: 3 hours (5V/1A).
- Three lighting levels available.
- Battery life according to light output: 4 hours at 100%, 10 hours at 40%, 40 hours at 10%.
- Ingress Protection: IP54



Rechargeable 

IP54

Code	Watt	CCT - Lumen	Battery	Voltage	Dimensions	IP Rate
TAB.001	2W	3000K - 212lm	1x2600mAh Li-ion, 3.7V	5VDC	160mm x (H)220mm	IP54




Charging time:
3hrs (5V/1A)

Battery life:
4hrs of 100%, 10hrs of 40%, 40hrs of 10%





ELECTRON SA, PROFESSIONAL LIGHTING SYSTEMS - 68 Antiochias St, N.Philadephia, 14341 Athens, Greece, info@electron.gr, www.electron.gr



ELECTRON SA, PROFESSIONAL LIGHTING SYSTEMS - 68 Antiochias Str., N.Philadelphia, 14341 Athens, Greece, info@electron.gr, www.electron.gr