

Forgotten Books

— www.forgottenbooks.com —

Copyright © 2016 FB &c Ltd.

All rights reserved. No part of this publication may be reproduced, distributed, or transmitted in any form or by any means, including photocopying, recording, or other electronic or mechanical methods, without the prior written permission of the publisher, except in the case of brief quotations embodied in critical reviews and certain other noncommercial uses permitted by copyright law.

THE
COOK AND HOUSEWIFE'S
MANUAL:

A PRACTICAL SYSTEM OF MODERN DOMESTIC COOKERY
AND FAMILY MANAGEMENT;

CONTAINING A COMPENDIUM OF FRENCH COOKERY, AND OF FASHIONABLE
CONFECTIONARY, PREPARATIONS FOR INVALIDS AND CONVALESCENTS,
A SELECTION OF CHEAP DISHES, AND NUMEROUS USEFUL
MISCELLANEOUS RECEIPTS IN THE VARIOUS BRANCHES
OF DOMESTIC ECONOMY.

BY MISTRESS MARGARET DODS,
OF THE CLEIKUM INN, ST RONAN'S.

Eleventh Edition, Revised.

EDINBURGH:
OLIVER AND BOYD, TWEEDDALE COURT.
LONDON: SIMPKIN, MARSHALL, AND CO.

1862.

EDINBURGH :
PRINTED BY OLIVER AND BOYD,
TWEEDDALE COURT.

115448

WELLCOME INSTITUTE LIBRARY	
Coll	weIMOmec
Call	
No.	TX200
	1862
	D64c

~~PT235~~

ADVERTISEMENT.

THIS Work has been once more revised and amended. It is now printed with a larger type, while the price has been much reduced.

ADVERTISEMENT TO THE TENTH EDITION.

IN again making our respectful acknowledgments to the public, and presenting a NEW EDITION of the COOK and HOUSEWIFE'S MANUAL, professing to be thoroughly revised, and considerably enlarged, with the view of increasing its every-day, practical utility, we take leave to state briefly in what departments improvement has been attempted:—

Extending more or less through every section treating of Modern English, or more correctly of *Anglo-French* Cookery—that reformed and enlarged system of culinary science first promulgated in our pages—the improvements, which are apparent in all departments, are chiefly conspicuous, not in simple elementary processes,—those of Britain being in general unexceptionable,—but in those dishes entitled to be called *dressed* or *made*; the *entrées* and *entremêts* of the French kitchen. In this department many new receipts have been added. But in the soups and fashionable iced puddings of CARÊME, or the *Salades* and *Salmis* of his contemporaries,

we have not overlooked the improvements made in the far more important, plain but savoury, every-day family-dishes of unostentatious middle life, nor been less attentive to the progress made in the various branches of modern English domestic cookery.

Our original system was not exclusively that of England, Scotland, or France; but an attempt to exhibit, and to a certain extent combine, the admitted excellences of each, in the belief that a practical system superior to any one of them might be formed from what was best in the three systems; or, at all events, that familiar acquaintance with French cookery might prove a great resource to those capable of modifying and adapting their knowledge to the uses of the English kitchen.

Though attention and observation have not been wanting on our part, we must once more confess our obligations to the judicious hints and corrections of practical cooks, and of ladies qualified by superior intelligence and experience, to enhance the value of any work of this sort, whether to the young housekeeper, or to the half-instructed cook. This information relates in general to preparations adopted for some time in the kitchens of the comfortable or affluent among the middle classes, which have not yet found their way into books of recipes; and to modes of Cookery adopted from France, India, and other quarters,—but generally modified, and, as we think, improved by English tastes and habits. In this department there was indeed some danger of *overdoing*; but we kept in view the maxim, “that too

many cooks spoil the broth," and endeavoured to hold the novel in strict subservience to the useful.

The mighty revolution effected by steam has already had considerable influence on cookery; and so have the recent changes in the Tariffs. Spiceries, and fresh and dried fruits, once costly luxuries, may now be obtained to a reasonable extent, by the industrious even among the working-classes. It is pleasant to hear of them seasoning their gruel and rice with nutmeg or cassia, but it would be still more delightful that their messes could be enriched and sweetened with yet cheaper sugar; and better still to see the prepared meats and gelatines of distant lands, as plenteously yielding their abundance to English artisans as we now see oranges, dates, grapes, cocoa-nuts, and pine-apples. Freed Commerce has already done much, but far more remains to be accomplished; and if Providence send the meat, we should hope that the proverbial reproach against the cooks will, with good reason, be withdrawn.

We are not, however, of the number of those who pretend to make a cook by book. This assumption we have repeatedly disclaimed, as may be seen in many of our pages, as at 276, 277, and also in Mr Touchwood's Lectures, and other sections of this work. But we do pretend to have drawn into a focus, and laid before the intelligent cook who has learnt the A B C of her art, a body of knowledge and of recipes connected with the progress of cookery, which she will not meet with in more expensive works.

But as this is not the rudiments, or First Book of Cookery,

it is chiefly to intelligent young housekeepers that we commend it, as a directory or assistant that will be found neither dogmatic nor dictatorial; requesting them to bear in mind, that, although we generally give our directions in a less arbitrary form than most of our predecessors, and have condescended to assign a reason for many of our commands, and to explain the *rationale* of our prescriptions, our fair and courteous readers must not for this humility of tone imagine them one whit less worthy of attention. They may, indeed, at all times walk safely by the *letter* of our prescriptions; but they will fall short of the full advantage intended, unless, exercising their own understanding, and applying their increasing experience, they learn to apprehend the *spirit* in the *letter*, and, in every circumstance, as it may arise, act accordingly.

It was to conciliate the interesting class of accomplished young housekeepers, and win their attention to an art so closely connected with their daily duties, that many of our literary *garnishings* and decorations were originally introduced. Acting upon a favourite culinary maxim of our own, much of this extraneous ornament has been withdrawn to make way for more *solid* matter. It would, however, be altogether erroneous to imagine, that, in making an irruption from headquarters, and crossing the Border, preceded by a flourish of Marrow-bones and Cleavers, we might not have a message to deliver, as earnest and important as any ever conveyed in the soberest tones of monotonous dulness.

So much for ourselves: and now a parting word of warn-

ing to our readers. We would impress upon them, that in specifying many enriching and expensive ingredients, decorations, and sauces, the things and modes in common or in fashionable use are pointed out, but by no means always recommended. But, on the other hand, as works of this kind are usually consulted on *high-days* and *holidays*, or upon unforeseen emergencies, and occasions when sparing would be parsimony or shabbiness, receipts for the preparation of fashionable modern dishes will be found in perhaps more than sufficient variety.

In all circumstances, we would hint, that the tasteful economist, though of affluent means, will do well, whether she have a housekeeper or not, to exercise her own discretion in drawing out or examining her bills of fare; and, as a universal rule, the omission of costly ingredients is recommended, in preference to resorting to paltry substitutes, suggested by the ill-regulated desire of being *genteel*. This by no means excludes good taste and ingenuity in giving every dish, or selection of dishes, the best relish, and the most appetizing and graceful form, at the least cost.

To those who use this work as a Manual of Cookery, we would take leave to recommend the Glossary of Culinary Terms, which is enlarged in late Editions; the prefatory remarks to the Chapter or Section containing the particular receipt studied, and any *Notes* and *Observations* connected with it. For instance, every separate receipt for making, boiling, or baking a pudding, cannot have the entire details to be found in pp. 442 to 444, but these once studied, recur-

rence to them in every receipt for making puddings would superfluously swell and encumber the work. Acting on the same principle of *high-pressure*, most of our receipts will be found to contain two, three, four, or more subsidiary receipts, frequently not less important than the principal one.

In conclusion, it is earnestly hoped that the work, in its improved state, will be found to bear, to the young or inexperienced housekeeper and the practical cook, value in some degree commensurate to the labour and care bestowed upon its original compilation and subsequent revisions.

CONTENTS.

PART I.

	PAGE
History of the Institution of the Cleikum or St Ronan's Culinary Club,	17
Introductory Lecture,	33
Syllabus of Culinary Lectures,	37
Directions for Carving, with Cuts,	45
Bills of Fare, and Observations on laying out Tables and arranging Dinners,	58
Company Suppers,	61
Déjeuners à la Fourchette,	63

PART II.

ELEMENTARY PROCESSES IN COOKERY.

CHAP. I. Boiling and Steaming,	64
II. To boil a Round of Beef, etc.,	68
III. Roasting and Baking,	79
IV. Broiling,	107
V. Frying,	113
VI. Broths, Soups, and Gravies,	122
Stew or Mouthful Soups,	141
Fish Soups,	154
VII. Fish and Fish-Pies,	161
VIII. Vegetables and Roots,	203
IX. Sauces, Essences, Pickles, Catsups, Vinegars, Herb-Wines, Mustards, and other Condiments,	230

PART III.

	PAGE
CHAP. I. MADE-DISHES,	276
of Beef,	280
of Veal,	296
of Mutton,	308
of Lamb,	314
of Venison, Hare, and Rabbits,	317-320
of Poultry and Game,	320
Curries	187, 327-331
Sausages,	332
Devils,	334
Cheese,	335-339
Eggs,	339
CHAP. II. FRENCH COOKERY,	345
Sauces,	350-356
Soups,	356
Made-Dishes,	360
Dishes of Fish,	379
Forcemeats,	383
Dishes of Vegetables, Fruit, etc.,	387
Pastry, etc.,	392
CHAP. III. National Dishes—Scotch, Irish, Welsh, German, Spanish, and Oriental,	396
IV. Pastry, Pies, Patties, Puffs, Puddings, Pancakes, Fritters, and Dumplings,	420
V. Creams, Jellies, Blancmanges, Trifles, Custards, Cheese-Cakes, <i>Soufflés</i> , Rice-Dishes, Sweetmeats, Preserves, Drops, Cakes, Household Bread, etc.,	468

PART IV.

CHAP. I. Liqueurs, Cordials, Punch, Brandies, Possets, Made-Wines, and Household Beers,	519
Table of the Average Time required for Boiling, Roasting, Frying, etc.,	540
Notices of the Provisions in Season in the different months of the year,	543
Glossary of Culinary Terms,	546

CONTENTS.

15

	PAGE
CHAP. II. Preparations for the Sick, and for Convalescents,	549
Of Coffee, Chocolate, etc., best mode of making,	556
Preparations for the Dressing-Room,	564
Cheap Dishes, and Cookery for the Poor,	566
III. Of Salting Meat, Tongues, Hams, Making Cheese, Preserving Butter, Eggs, Fattening Poultry, etc.,	573
IV. Useful Miscellaneous Receipts for Cleaning and Preserving Furniture, Clothes, etc.,	592

INSTITUTION OF THE ST RONAN'S CULINARY CLUB.

AFTER the accomplishment of those passages which are recorded at large in that entertaining and highly popular history, entitled "ST RONAN'S WELL," Peregrine Touchwood, Esquire, more commonly styled the CLEIKUM NABOB, who had been deeply concerned in these disastrous events, was sorely pricked in mind; and, after a time, became afflicted with melancholy languor, so that his appetite failed, time hung heavily on his hands, and he knew not whereunto to betake himself. This worthy gentleman was, it may be remembered, of a stirring, active temper; prompt, nimble, and prying in spirit; somewhat dogmatic and opinionative withal; and fond of having a finger in every *Pie*, though it was alleged that he sometimes scalded his lips with other people's *Broth*.

The unhappy catastrophe which befell the ancient and honourable house of St Ronan's occurred about the fall of the year; and by the end of the following March, Mr Touchwood, having carried reform as far as was possible in and about the hamlet of Auldtown, was in some danger, as we have distantly intimated, of falling into hypochondria, or what the learned Dr Cackleben called "fever on the spirits," vulgarly *fidgets*,—a malady to which bachelor gentlemen in easy circumstances, when turned of fifty, are thought to be

peculiarly liable. It so happened, however, that one of those fortunate occurrences which oftenest befall when least looked for, wrought the deliverance of the Nabob from the power of ennui or hypochondria, and restored him to himself. In brief, he exorcised the *blue devils* which began to torment him, by an attempt to teach his fair countrywomen the mystery of preparing *culinary devils* of all names and kinds; besides *soups, ragouts, sauces*, and the whole circle of the arts of domestic economy,—an entirely new system, in short, of RATIONAL, PRACTICAL COOKERY.

An idea of this kind had, among many others, been for some time floating in the brain of the Nabob, which was rather fertile in projects; but it would probably never have gone farther than the tongue, save for one of those fortuitous combinations of events which sometimes produce the mightiest consequences, and which about this time sent to St Ronan's a personage of no less weight than the celebrated Dr Redgill. The Doctor had for some months been what his physician called "an incipient invalid." His powers of digestion, though still respectable, were of late rather declining; but his appetite, "he thanked God!" was vigorous as ever, his taste more refined, and his knowledge matured and extended in every branch of the science. He had been trying the Cheltenham waters in the previous season, and was now recommended by a Scotch physician, who had been singularly happy in the case of his friend, Alderman ——, to try the St Ronan's Spa, the virtues of which were just then coming into fashionable repute.

Like the bulk of mankind, attracted by the glitter of appearance, Dr Redgill, on his arrival, had established himself at the New Hotel, just set up in opposition to the hostelry of Mistress Margaret Dods. But here he soon became discontented with the accommodation, attendance, but, above all, the cookery; and learning that a wealthy old East Indian—a sort of humorist, who understood and loved good cheer—had fixed his headquarters in a quiet, comfortable, well-



THIS PAGE IS LOCKED TO FREE MEMBERS

Purchase full membership to immediately unlock this page

SAVE \$3,999,994

Did you know we sell
paperback books too?

To buy our entire catalog
in paperback would cost
over \$4,000,000

Access it all now for
\$8.99/month

*Fair usage policy applies

Continue

have 'em come together!"*—At this instant the soft treble squeak of a pig of tender days, and then the squall of a full choir, a whole litter of pigs,—Chinese pigs, the Doctor knew by the Orientalism of the infant grunt,—struck his ear; and, starting like an old battle-horse at the sound of the trumpet, he alighted (the Ostler instinctively seizing the reins), and unheeding the proffered courtesy of the Nabob, who requested him to walk in, pushed forwards.—“Whereabouts, good woman! whereabouts is the piggery! How many days are they littered?”—“Gude woman, ill woman,” replied Mistress Dods,—for it was Meg herself, who, with a pailful of slops, was sallying towards the delicate objects of the Doctor’s solicitude, under which office she disguised the latent purpose of taking a nearer view of the new arrival at the Spa,—“Gude woman, ill woman, it can make little odds to you, for they are no for your market;” and Meg pushed on,

“In maiden meditation fancy free.”

The Doctor, not yet wholly discomfited, followed with grave and ponderous, though eager steps. The appearance of the Hebe who daily ministered to their little wants, called forth a full chorus of grunters, swelling the triple thrice-confounded din; and the matron of the sty, a full-grown porker, bursting the verge of the sanctuary, ran full tilt against the Doctor, and, getting between his legs, caused him to perform a somerset, which made him free of the house ere Meg had time to bless herself.—“Help! hilloa, here, good woman!” exclaimed the Doctor, as the enraged matron of the sty, filled with maternal alarms, began to discover her tusks.

“Ye’ll ken the way back to my pig-sty again, it’s like,” said Meg, with a grim smile; and, as a measure of defence, she heaved the whole contents of her brimming pail on the sow, thus allowing a rather copious libation to the Doctor;

* We never, for our own private eating, could yet find much to admire in the skin-and-bone ducks of June and July.—P. T.

shouting—"Help here, Jerry Ostler! Lord sake, help here! this battle atween the Scots and English is waur than Bannockburn. Is't you, Mr Touchwood? This is a worse job than Saunders Jaup's jaw-hole yet; the fat English minister, frae St Ronan's Well, is smooring a' my wee grices."

"Your grices will smother him, you mean, dame," said Touchwood. "Here, sir; ay, there you are on end again. This way,—follow me. You shall have your revenge though. They bemire you; you shall *crunsh their bones*."

Reeking and panting from the struggle, Dr Redgill, more provoked by the fancied insolence of the landlady, and the ill-timed mirth of the Nabob, than by the assault of the Felon Sow, growled forth something that; were such enormity possible, sounded very like wishing the whole party in that place from which it was his duty as a clergyman to keep them.

"Neither my swine nor my guests boded themselves on you," said Meg, sharply. "Them that come unsent for, sit unserved. But that cannot be said of you; ye contrived to get far ben on short notice. If folks will scrape acquaintance——"

"A *scraping* acquaintance indeed!" interrupted Touchwood. "Here, Jerry Ostler,—Your currycombs here! Soap, water, towels! Uncase, Doctor. Faith, as you say, dame, a worse job than Saunders Jaup's jaw-hole yet."

The grumbling Doctor, wise enough to make a virtue of necessity, rallied his naturally good temper; for we hold that all gourmands are good-natured, except, perhaps, about meal-times; though it may be, as Lord Shaftesbury says of other good-natured persons, "because they care for nobody but themselves; and as nothing annoys them but what affects their own interest, they never irritate themselves about what does not concern them, and so seem to be made of the very milk of human kindness."—Such was Dr Redgill. His rubicund countenance, soft and swelling as a jelly, generally beamed easy good-nature; his ample chest—call

it not paunch—seemed a reservoir of the very gravy of human kindness; his full, oleaginous lips curved over like the ledges of an overflowing sauce-tureen. Having cast his slough, and got purified from the defilements of the sty, arrayed his outward man in a scanty suit of brown tendered by the Nabob, and fortified the inner with the full of one of Meg's long-stalked, enamelled antique glasses of Touchwood's Curaçoa, the Doctor was so far mollified as to add to a grateful eulogy on the qualities of the *liqueur* an acknowledgment of the attention of the administrator.

"Never mind it, man," said the easy Nabob; "I at least am indebted to the delinquent sow; she abridges ceremony and idle introductions. You must take a bachelor's dinner with me to-day. No refusal, positively. A glass of Meg's good wine must make amends for short commons. . . . I vow this brush has done me good."

Nothing was farther from the real intention of Dr Redgill than to refuse an invitation, which the savoury steams now issuing from Meg's kitchen—steams that might have created a *stomach* under the ribs of death—rendered irresistibly seductive. With a decent show of hesitation, he yielded; and, snuffing up the incense-breathing vapours which ascended the stair, followed the Nabob to a private parlour, where an old, rich china basin, filled with the balmy and ambrosial fluid, scented from afar, was twice replenished for his solace; first, however, improved by a pin's point of crystals of Cayenne from his silver pocket-case of essences, which had luckily escaped the taint of the sty.

"Excellent hare-soup—*very excellent* indeed I pronounce it, Mr Touchwood. All the blood preserved—the consistence—the concoction complete—the seasoning admirable. Sir, I abhor the injustice of withholding from the poor cook the praise that is her due. It is bad policy, Mr Touchwood. This hare-soup, I say it again, is admirable; and soup, to my thinking, though a Scottish mode, the very best way of dressing a hare. Sir, you are in snug quarters here.

A sensible, discreet person, your hostess, though a little gruff at the first brush. Sir, all good cooks are so. They know their own value: they are a privileged class: they toil in a fiery element: they lie under a heavy responsibility. But, perhaps, after all, you travel with your own cook? many gentlemen who have travelled do."

"No such thing," returned Touchwood, lightly; "never less alone than when alone in affairs of the stomach. I may have written out a few items for my old dame here, and for the first three months taken a peep occasionally into the kitchen and larder; but now matters go on as smoothly as well-oiled butter."

"Sir, you write receipts, then!" cried the Doctor, looking on his hospitable entertainer with augmented respect,— "perhaps for this very soup;—and perhaps—but that would be too great a kindness to request on such short acquaintance—though hare-soup, sir, I will candidly own it, is only understood in Scotland. Sir, I am above national prejudices; and, I must say, I yield the Scots the superiority in all soups—save turtle, ox-tail, and mullagatawny. An anti-quarian friend of mine attributes this to their early and long connexion with the French,—a nation pre-eminent in soups."

"No doubt of it, Doctor," replied the Nabob; "but you shall have this receipt, ay and twenty more receipts. To this ancient hostel now—you will scarcely believe it—have been confined scores of admirable receipts in cookery, ever since the jolly friars flourished down in the Monastery yonder:

‘The monks of Melrose made fat kail
On Fridays when they fasted.’

You remember the old stave, Doctor?"

The Doctor remembered no such thing. His attention was given to more substantial doctrine. "Sir," said he, "I should not be surprised if they possessed the original receipt—a local one, too, I am told—for dressing the red trout, in this hereditary house of entertainment."

“Never doubt it, man,—claret, butter, and spiceries.—Zounds, I have eat of it till——It makes my mouth water yet. As the French adage goes,—‘Give your trout a bottle of good wine, a lump of butter, and spice, and tell me how you like him.’—Excellent trout in this very house—got in the ‘*Friar’s Cast*,’ man—the best reach of the Tweed. Let them alone for that. Those jolly monks knew something of the mystery. Their warm, sunny old orchards still produce the finest fruit in the country. You English gentlemen never saw the Grey-Gudewife pear? Look out here, sir. The ABBOT’S HAUGH yonder—the richest carse land and fattest beeves in the country. Their very names—those Monks—are genial, and smack of milk and honey!—But here comes a brother of the Reformed order, whom I have never yet been able to teach the difference between Bechamel and butter-milk, though he understands ten languages. Dr Redgill,—give me leave to present to you, my friend, Mr Josiah Cargill, the minister of this parish. Mr Cargill, I have been telling my friend that the Reformation has thrown the science of cookery three centuries back in this corner of the island. Popery and made-dishes, eh, Mr Cargill?—Episcopacy, roast-beef, and plum-pudding,—and what is left to meagre Presbytery, but its lang-kail, its brose, and mashlum bannocks?”

“So I have heard,” replied Mr Cargill; “very wholesome food indeed.”

“Wholesome food, sir! Why, your wits are wool-gathering. There is not a barefoot monk, sir, of the most beggarly abstemious order, but can give you some pretty notions for tossing up a fricassee or an omelet, or of mixing an olio. Scotland has absolutely retrograded in gastronomy; yet she saw a better day, the memory of which is savoury in our nostrils yet, Doctor. In old Jacobite families, and in the neighbourhood of decayed monasteries,—in such houses as this, for instance, where long succeeding generations have followed the trade of victuallers,—a few relics may still be

found. It is for this reason I fix my scene of experiment at the CLEIKUM, and choose my notable hostess as high priestess of the mysteries. But here comes Mr Winterblossom—No word of Jekyl? Never mind.—Serve dinner there. I allow five minutes for difference of time-pieces, and wait a half-minute more for my tardy guest—no man shall call me uncivil—and then proceed to the main business of the day, —eh, Doctor?—were King George expected.”

“Sir,” said the Doctor, earnestly, “I venerate your opinions and your practice in this matter. Sir, our great English moralist, Dr Johnson, though a fellow of no college, yet no mean authority, says,—‘The man that does not mind his stomach is a fool: the belly is every man’s master.’—Sir, I have known young gentlemen, otherwise of unexceptionable morals, disgrace themselves,——sir, I say *disgrace* themselves, and lose the friendship of those who were inclined to serve them and to promote their views in life, by this infamous practice of delaying dinner; a practice which the elegant and classic Addison truly calls a species of perjury. Sir, he brands it as ‘the *detestable* habit of keeping your friends waiting dinner.’—‘If such persons did think at all,’ says he, ‘they would reflect on their guilt in lengthening the suspension of agreeable life,—that is, in lengthening the hanging-on, miserable half-hour before dinner.’”

This dinner was served punctual to the second; for Meg and the Nabob, though they did not quite agree in harmony, always agreed in *time*:—a true *gourmand* dinner;—no sumptuous feast of twenty dishes in the *dead-thraw*, but a few well-chosen and well-suited,—each relieving each,—the boils done to a *popple*, the roast to a *turn*,—the stews to the *nick of time*. First came the soup—the hare-soup; Meg called it “rabbit-soup,” as this was close-time.

“Sir, if you please,” replied the Doctor, bowing to the tureen, and sipping his heated Madeira, as he answered the inquiry of the Nabob, if he would take soup,—“as our great moralist, Dr Johnson, said of your Scotch barley-

broth,—‘ Sir, I have eat of it, and shall be happy to do so again.’ ”

Stewed red trout, for which the house was celebrated,—a fat, juicy, short-legged, thick-rumped, very white pullet, braised and served with rice and mushroom sauce,—a Scotch dish of venison-collops,—and, though last, not least in the Doctor’s good love, one of the young pigs, killed since his adventure in the sty :—these formed the dinner. And all were neatly dished,—each dish with its appropriate sauces and garnishings,—the whole in *keeping* that would have done honour to the best city-tavern in London.—“ Sir, I say City-tavern,” said Redgill ; “ for I humbly conceive that, in all save flimsy show, business is best understood in the City, however finely they may talk the matter in the grand Clubs, and at the West End.

Such a dinner deserved a grace. It was, indeed, part of the *garnish*—indispensable. The Doctor’s was short and pithy, delivered in a rolling, sonorous voice, pitched to fill the dining-hall of a college ; and then the seats were occupied without further ceremony ; for though it be true that at large dinners “ the post of *profit* is a private station,” there was here little to alarm. Stewed trout had ceased to be luxury to Winterblossom or the Nabob ; and they both knew that though Jekyl would stand out with the most high-bred politeness, like a very gamester, or a Hotspur, for his full share of the *vension-fat*, *browned outside of veal*, *belly-slice of salmon*, *neck jelly of cod’s-head*, *Pope’s-eye*, *crackling*, due proportion of *stuffing*, and all those epicurean delicacies which gentlemen politely urge on each other when resolved to obtain the dainty morsel for themselves ; they also knew, as we have said, that they could *do* Mr Cargill with perfect ease ; and he was the only other guest present.

Dr Redgill, with cranberry tart and a copious libation of rich plain cream, was concluding one of the most satisfactory dinners he had ever made in his life, though called



THIS PAGE IS LOCKED TO FREE MEMBERS

Purchase full membership to immediately unlock this page

Get Smart

Over 2,000 years of
human knowledge in
797,885 volumes

Instant access
\$8.99/month

Continue

*Fair usage policy applies

of a good dinner—the digesting is a different thing—comes the pleasure of talking of it, the merits of the several dishes were discussed at large. Winterblossom suggested “a *very* little more currant-jelly to the venison-sauce;” and the Doctor hinted that, “had the mustard been mixed one half-hour earlier, the amalgamation would have been complete:—but *freshness*, after all, was the good extreme; it is very well.” Both were deep in the stewed trout, when Jekyl, his solitary meal finished, took the lead with his wonted easy, well-bred assurance; and expatiated so knowingly on the mysteries of the French kitchen, unfolding the intricate combinations of the most complicated ragouts, “familiar as his garter,” talking so learnedly of unique flavours, of *braises*, *daubes*, *matelotes*, etc., the compositions of sauces, their inventors, and the names of Parisian restaurateurs of celebrity, damning this one and applauding the other, and quoting the maxims and proceedings of the *Caveau Moderne*, that the Doctor began to think that on the shoulders of a young lifeguardsmen he had discovered the head of a Bishop. This was, however, rather a blow that staggered than one which made a lasting impression. “Sir,” said the Doctor to Touchwood next day, “the talk of half these young fellows is mere foppery. In reality they know little and care less about the matter—mere foppery and pretence, sir.”

But on the present day the racy flavour of Meg’s old claret completed the conquest of Dr Redgill’s affections; and he resolved, if possible, to abide in this land flowing with milk and honey. Moving his nose over his glass, like a beau smelling a nosegay, “Sir,” said he, “I pronounce this *wine*:—sir, common wines have *taste*—*this* has *flavour*.” Amid the smacking of green seals and red seals, the cracking of nuts and of jokes, the Nabob withdrew to sound Mistress Dods on the affair of Dr Redgill’s establishing himself in her house: which he did in a manner that evinced considerable knowledge of the trim of his hostess.

“Sick! d’ye say, sir? he doesna look like it,” said Meg.

“Fond o’ a quiet, clean, weel-ordered house? Is there no that at the grand new hottle he gaed to? Dying! Deil a fears o’ him—that I should ban!—unless he smure in his creesh;* whilk is not unlikely.—A swalled, judgment-like Jeshurun, wi’ eyne like to loup with clean fat,” cried Meg, who had taken deep offence, first, at the Doctor going to the Opposition Hotel; and, secondly, at the freedom with which he, a guest there, had entered her territories.

“But here he *shall* come, Luckie,” returned Touchwood, “ay, this very night too. What, woman! would you turn the servant of the Lord—the stranger, from your gates!—An invalid, too, that cannot get an hour of rest, nor a morsel he can swallow, poor gentleman, in their gilded-gingerbread pig-sty down yonder.”

“Say ye sae, say ye sae, Mr Touchwood?” cried Meg, her features relaxing; “not a comfortable meltith o’ meat, and him in a dwining way, ye say, Nawbob?—though troth he does not look like it! But fat folk are often feckless. There was Mr Matthew Stechy, St Ronan’s auld butler, that kept the first hottle in Glasgow—there was the cook, if ye speak of cooks! that is, for a man-cook, whilk is but a non-natural calling—there was Matthew, waxed fatter and fatter to a perfect mere-swine. Well, he broke, sir—became dyvour—was roused to the door; took the Mill-craft down in the Haugh, wrought hard for his daily morsel, and is now as swack and clean-deliver a man, o’ his years, as enters the kirk o’ St Ronan’s.”

“It will do, by Jupiter and Comus!” exclaimed Touchwood, who had been absorbed in a very unusual fit of musing. “The Cleikum Club—myself *President*,—must keep order amongst them—Redgill *Vice*; Winterblossom, an old coxcomb, but deep in the mystery; Jekyl, a conceited fop, but has his uses; Meg for the executive, with this Stechy—a practical man—nothing like practical men in business—Meg with great practical skill and knowledge, the paragon

* Be smothered in his own grease.

of economy and cleanliness.—It will do, by the Boar and the Peacock!”

“And what will do, sir?” replied Meg. “The East chaumer for the Doctor, wi’ the red Turk-upon-Turk bed. It can get a slaik o’ paint, and the easy-chair brought from Mr Francie’s room. Puir lad, little he sat in’t. The bunker i’ the window that looks down through the firs to the Shaws Place, was aye his seat in the e’ening. I’ll ne’er ha’e a lodger like him!”

“That’s all past and gone, dame,” cried Touchwood, impatiently; “other matters on hand, woman: but remember the rice-water to mix with your whitening, as I directed you in whitewashing the kitchen.”

“As ready wi’ your advice as your help,” muttered Meg; “but I just took kirn-milk, as I used to do, and the same will serve this turn—but better fleich a fule than fecht him.”

“Well, he enters to-night,” said Touchwood; “Jerry Ostler must settle the bill, and bring over the baggage along with the Doctor’s own man.”

The defection of the great Dr Redgill from the New Hotel, after a trial of twenty-four hours, was the most signal triumph Meg had yet obtained over that establishment. But she disdained to crimp a customer; and as Mr Cargill was at this instant passing out, happier than ever, after this symposium, to escape to his burrow and his books, she called on him to witness the compact.

“He’ll get the East chaumer,” said Meg; “I cannot spare anither parlour,—breakfast his lane; and ye dine a’ thegither,—the Club,—the Cleikum Club, ye ca’ it: and better mess thegither than making as much ready for ae single gentleman as would serve six. I’ll mak’ ye a’ comfortable, never fear it. But,—and hear me now!—it’s no to be said, thought, or surmeesed, that by harbouring and resetting a rampant follower o’ the Lethargy o’ the Church of England, I’m to change my Kirk for the lucre o’ trade and custom. Ye certify that, Nawbob, on saul and con-

science ; or a dish is no cookit for him in owre that door-stane."

"Keep yourself easy, Mistress Margaret," said Touchwood ; "the Doctor is, I dare say, a true son of the Church of England, but he admires your practice too much to seek to shake your faith."

"Na ; wha made me a judge and a divine?" replied Meg, greatly mollified with the act of delivering her testimony ; "I'm no dooting but the Doctor has the root o' the matter in him, Maister Cargill."

"Ay, that he has," cried Touchwood ; "truffles and morels, onions and carrots, I'll answer for him."

"That's enough," said Meg.

"Go, woman, scour your saucepans. Send for Stechy ; have the kitchen like a Dutch paradise to-morrow morning ; —for then we take the field !"

By the time that Touchwood returned triumphantly from his negotiation in the kitchen, the good wine had done its good office in the parlour. Not that there were any symptoms of inebriation, either actual or remote ; but the prevailing mood was free, joyous, in short, highly convivial. The Doctor told prosy college stories of college feasts, and gave Latin toasts ; Winterblossom related anecdotes of the bon vivans of another generation, and hummed catches most vilely ; and the young man smoked his cigar and the whole party at once.

In this happy hour, on which favouring stars shed prosperous influences, was the CLEIKUM or ST RONAN'S CLUB instituted. To conclude the entertainment, the Nabob produced a single bottle of choice Burgundy, Mont Ratchet ; and a special bumper was dedicated to the new comer. Coffee, four years kept, but only one hour roasted, was prepared by the Nabob's own hands—coffee which he had himself brought from Mocha, and now with a *supçon* of chicory, made in a coffeepot of Parisian invention patronized by Napoleon.

Mistress Dods was afterwards courteously summoned to make tea; and the plan of the proposed Club was submitted to her judgment. She startled a good deal at first, and was several times in danger of bolting off the course. But once fairly engaged, her zeal was unbounded; and long experience rendered her, finally, the most efficient member of the convocation.

An extended correspondence was arranged with celebrated *amateur gourmands*, as well as practical cooks; and also with those Clubs, both provincial and metropolitan, of which the eating, rather than the erudite preparation of dishes, had hitherto been the leading business.

Meanwhile, as everything requires time, while the kitchen stores and utensils were getting into order, the Nabob, aided by his friend, delivered what might almost be called a COURSE OF LECTURES on the science of cookery in all its branches, which we propose some day to extend and publish. For these, though exceedingly valuable from the curious facts they contained, as well as for their philosophical speculations, Meg had not patience.

“Let us to the wark!” she cried; “what business ha’e thae lang, ink-horn-tailed words wi’ teaching wives and lasses to make COCK-A-LEEKIE, or FRIAR’S CHICKEN?”

“Ay, there it is,” cried Touchwood, “the very names stamp truth on my theory.”

“Ay, there’s Friar’s Chicken, and Friar’s Fish-in-sauce, and Friar’s Balsam, too, Nawbob,” said Meg; “and my grand-dame, as ye say, was just as good a cook as mysel’; and maybe a wee thought better at the jeelies and paistries; and for a Floating Island, or an Almond Hedgehog, we could never pretend to ony sic grandery at the Cleikum; mair especially in days when every farmer-chield gangs yanking by on his bluid-horse, and keeps his bred cook with her twal pound a-year and her tea-money. A bonny breed there is o’ them! Unless I get the jillets o’ my

ain up-bringing, I wadna trust them to scour a pot-lid, Mr Touchwood."

"Meg shall deliver the lecture on the breeding and training of female cooks," said the Nabob. "But a beginning must be made; and I have thrown together a few loose hints, which I submit to you, gentlemen. You know my object. It was the saying of a great prince, that he wished every one of his subjects 'had a pullet in the pot.' And why may not I, simple Peregrine Touchwood, do my best to instruct every fair fellow-subject of mine how to dress her pullet when she has got it? If a Dr King, a Sir John Hill, a Dr Hunter, a Sir John Sinclair, and a Count Rumford, have dedicated their time and talents to the service of their species, in this important department; nay, if a Paris and Pereira have not disdained it, why should plain Peregrine Touchwood? No man cares less about what he himself eats than I do, gentlemen. A man who has shared horse-flesh with the Tartar, and banqueted on dog's flesh with the Chinaman, is not likely to be dainty of his own gab."

Here the Nabob took from his pocket the Introductory Lecture,—which had been privately retouched by Winterblossom, as its garnish showed,—wiped his mouth with his ample Bandana, and proceeded:—

"Gentlemen,—Man is a cooking animal; and in whatever situation he is found, it may be assumed as an axiom, that his progress in civilisation has kept exact pace with the degree of refinement he may have attained in the science of gastronomy. From the hairy man of the woods, gentlemen, digging his roots with his claws, to the refined banquet of the Greek, or the sumptuous entertainment of the Roman; from the ferocious hunter, gnawing the half-broiled, bloody collop, torn from the still reeking carcass, to the modern *gourmand*, apportioning his ingredients, and blending his essences, the chain is complete! *First*, We have the brutalized *digger* of roots; then the *sly* entrapper of the finny

tribes; and, next, the *fierce, foul feeder*, devouring his ensnared prey, fat, blood, and muscle!"

"What a style o' language!" whispered Mistress Dods;—"but for a' that it's me maun look after the scouring o' the kettles."

"The next age of cookery, gentlemen," continued the orator, "may be called the pastoral, as the last was that of the hunter. Here we have simple, mild broths, seasoned, perhaps, with herbs of the field, decoctions of pulse, barley-cakes, and the kid seethed in milk. I pass over the ages of Rome and Greece, and confine myself to the Gothic and Celtic tribes, among whom gradually emerged what I shall call the Chivalrous, or rather Feudal age of cookery,—the wild boar roasted whole, the stately crane, the lordly swan, the full-plumaged peacock, borne into the feudal hall by troops of vassals, to the flourish of trumpets, warlike instruments, marrow-bones, and cleavers!"

"Bravo!" cried Jekyl.

"Cookery as a domestic art, contributing to the comfort and luxury of private life, had made considerable progress in England before the Reformation; which event, I speak it with sorrow, threw it back some centuries. We find the writers of those ages making large account of an art, from which common sense, in all countries, borrows its most striking illustrations and analogies."

"Only hear till him!" whispered Meg.

"The ambitious man 'seeks to rule the roast;'—The meddling person 'likes to have his finger in the pie;'—'Meat and mass hinder no business;'—The rash man 'gets into a stew,' and 'cooks himself a pretty mess;'—'A half-loaf is better than no bread;'—'There goes reason to the roasting of an egg;'—'Fools make feasts, and wise men eat them;'—'The churl invites a guest, and sticks him with the spit;'—'The belly is every man's master;'—'He who will not fight for his meat, what will he fight for?'—'A hungry man is an angry man;'—'It's ill talking between a full man



THIS PAGE IS LOCKED TO FREE MEMBERS

Purchase full membership to immediately unlock this page

SAVE \$3,999,994

Did you know we sell
paperback books too?

To buy our entire catalog
in paperback would cost
over \$4,000,000

Access it all now for
\$8.99/month

*Fair usage policy applies

Continue

Jekyl was to the full as flighty and speculative as the Doctor was dogmatic. The young man had French theory,—the *beau idéal* of gastrology floating in his brains,—he could talk of Ude and Carême. His experience in the most fashionable clubs, and taverns, and bachelor-establishments about the metropolis, had indeed been great; but it was fortunately modified by a course of Peninsular practice, under Wellington; and, upon the whole, he was found a most efficient member of the Club in all that regarded modern improvements, though rather intolerant of Scottish national dishes.

The culinary lectures of Touchwood, whose eloquence for six long weeks fulminated over the Cleikum kitchen, extended to such unreasonable compass, that a brief syllabus of the course is all we can at present give, without unduly swelling this Manual, and losing sight of the purpose for which it was intended; namely, a PRACTICAL SYSTEM of RATIONAL MODERN COOKERY and DOMESTIC ECONOMY.

SYLLABUS.

Lecture I. Importance of the science:—Its history.

II. ON COOKS.—The name clearly derived from Coquin.—Their self-conceit and prejudices.—Their ignorance.—May be propitiated by a printed Guide when they would disdain advice.—Sly peep into the Manual in the dresser drawer.—Books of receipts most useful to cooks who have already made some practical progress in the art.—Their elemental virtues, aptness to learn, order and punctuality.

III. ON THE KITCHEN.—Of kitchens in general.—The Dutch kitchen.—The baronial kitchen, and the corridor communicating with the chambers, whence the lady surveyed the operations below.—The Vicar of Wakefield's kitchen.—Kitchen of a comfortable village inn.—The yeoman's hall-kitchen.—Dark kitchens of great cities.—Importance of light.—The construction and regulation of the fires.—Kitchen ranges, and new invented culinary utensils; many of them sheer humbugs; the prudent housekeeper should see them in operation before buying, and adopt no new range of which actual trial is not first made.—Steaming; Ovens; Stoves.—Supply of soft hot water in kitchens.—Kitchen utensils.—Ought to be provided in proper quantity, as well as of suitable kinds.—Rather numerous than otherwise, to save the distraction and waste of time occasioned by a scanty supply.—A *digester*, *meat-screen*, *salting-trough*, *meat-safe*, *balnea maria*, and a few other small articles, indispensable in families where comfort and economy are studied.—Speedily pay themselves by the saving of fuel, labour, and provisions.—May be bought on the graduated

scale suited to the size and circumstances of the family.—The price, to a young housekeeper, of one couch or looking-glass, would obtain all those kitchen articles so subservient to good cookery and economy.

IV. CLEANLINESS.—Its importance insisted on.—Considered the *first virtue* of a plain cook.—Difference of opinion among gourmands as to its relative importance.—Female cooks generally considered superior to those of the other sex in cleanliness.—1st, Cleanliness as applicable to all descriptions of culinary utensils.—All saucepans, gridirons, spits, skewers, etc., to be laid away clean, and kept well tinned and free of rust.—Pickle-jars, casks, troughs, paste-pins, etc., to be laid aside clean.—Great attention to be given to keep pudding-moulds and cloths, tapes, jelly-bags, tammy-cloths, sieves, etc., clean, sweet, and dry.—Kitchen-cloths to be washed *every day* after dinner.—Wood-ashes recommended by French artists for this purpose, as soap gives a bad flavour to pudding-cloths, etc.—2d, Cleanliness as applicable to provisions about to be dressed.—Should all be thoroughly trimmed, washed, and wiped.—Attention to be given to careful skimming, straining, withholding the sediment or lees.—Neatness in dishing without sloping the ledges of the dishes.—Anecdotes of the slovenliness of cooks.—Nobleman who, visiting his kitchen, found the butter required for the made-dishes stuck over the kitchen fire-place.—Mr F—— of C——, on a similar occasion, finds his man-cook employing the contents of a shaving-jug, which he had just been using, to liquefy a dish of mince-collops!

V. EARLY TRAINING OF COOKS.—No receipts sufficient to qualify for duty.—Cooks, like surgeons, must first look on, and next put to their hands.—A mistress should, in preference to sending an intelligent young cook-maid to the kitchens of great hotels and Club Houses, procure her admission as a spectator and assistant in the kitchens of families who give handsome dinners, with some frequency; and

where, consequently, good cookery and neat and *stylish* dishing are not only thoroughly understood, but practised daily.—Let the cook do this, and study MEG DODS both before and after such days.—Ought to be duly impressed with the importance of her art, and, above all, with her own individual responsibility.—Method: arrangement: forecast.—The *days* before a great dinner.—The *day* of a great dinner: what to be done.—Soups, jellies, creams, and many made-dishes to be prepared beforehand.—Vegetables cleaned: spices ready mixed: thickening prepared: poultry ready trussed: chops trimmed, etc.—*Rules for seasoning*.—Training of the palate of the cook—indurated by the use of snuff, tobacco, and spirituous liquors.—Gentlemen of forty-five and upwards generally found to require a double allowance of Cayenne, eschalot, garlic, salt, and flavoured wines or vinegars, compared with those under that age, unless the juniors have been bred at Oxford.—As a general rule, bachelors and sportsmen to be allowed a fourth more seasoning than sober married men:—nearly the same proportions hold between a military man and a civilian.—For West and East Indians, peppers and all stimulating condiments may be used *ad libitum*.

VI. ON FAMILY MANAGEMENT AND DOMESTIC ECONOMY IN GENERAL.—1st, Early rising, importance of, to mistresses and servants.—Where impossible or inconvenient, best substitute early and diligent inspection, and regular enforcement of the orders given the night before, for the employment of the morning hours.—2d, Marketing and laying in family-stores and articles that improve by keeping,—as soap, sugar, starch, spiceries, fruits, spring-made candles, etc., etc.—Rice, pearl barley, macaroni, vermicelli, semoulina, tapioca, and such things, should be bought very fresh, and not in large quantities, as they soon spoil. All best preserved in cool, but dry places. No expense to be grudged that prevents insects and vermin from getting at the stores. 3d, Choice of provisions.—The senses of sight and smell,

with some experience, the best guides.—*Fish* of all sorts best when short and thick, well-made, bright in the scales, stiff and springy to the touch, the gills of a fresh red, the belly not flabby,—the eyes and fins to be looked at.—Meat speaks for itself.—The fat of *beef* to be white and pure; the lean smooth-grained, and of a healthy brownish crimson.—*Veal* should be fat, white, and young: the mode of feeding it of great importance. The kidney to be duly examined; the state of which will show the feeding and condition of all animals.—*Ram-Mutton* discoverable by the rank flavour and coarse texture of the flesh.—*Mutton* not eatable under three years old.—Best about five, but seldom to be got in the market of that age. The black-faced or *hill sheep* best for the table, though as much depends on the pasture as on the breed.—*Lamb*.—The qualities of it may easily be known by inspection of the head, neck, and kidney; let the neck be fat, the eyes not sunk, the kidney fresh and fat, the quarters short and thick.—*Pork* to be chosen by the colour, and the smoothness of the rind.—Measly pork easily known by the little lumps and kernels mixed with the fat, which looks clammy and greasy.—*All meat* known, if stale, by the eyes being sunk, the kidney tainted, the flesh clammy and livid. The best joints of the best meat cost most money at first, but are the most economical.—Utility of purchasing these.—*Venison*.—Should be thick and firm in the fat,—the lean pure.—The age of deer, hares, and rabbits, known by the *clefts* and *claws* being close and smooth in the young animal.—*Game* and *Poultry*.—The age known by the legs and spur.—When smooth in the legs and short in the spur, the animal is young.—Trick of poulterers to cut and shorten the spur.—Stale when the eye is sunk, the vent tainted.—Black-legged fowls often the most juicy:—white-legged look better.—Attention to the breed and form.—*Polanders*.—The Dorking large breed recommended—though bad layers—best when short, plump, broad in the breast, and thick in the rump.—*Game*, if stale, known by the livid

colour of the flesh about the vent.—*Hams* and *Bacon* good when the flesh adheres firmly to the bone, the smell fresh, the lean clear, and not streaked with yellow.—Very good hams from Westmoreland, Yorkshire, Wiltshire, and other parts of England and Ireland :—if well fed and cured, quite equal to those of Bayonne and Westphalia.—*Brawn*.—If old, the rind thick and hard.—*Salt Butter* and *Cheese* to be probed and tasted. Fresh butter easily known by the taste.—*Eggs* not easily known when stale. Hold between the eye and a candle in a dark room, and if the yolk be unbroken the egg is not stale :—Rather a doubtful test this.—*Fish* of all kinds best when fresh caught ; but the flat fish, as turbot, skate, halibut, may keep a few days, and even ripen and mellow : salmon, trout, eels, herrings, and mackerel, and also haddocks and whittings, cannot be too fresh. The red fish the most rich, though oily ; the white the most digestible. Shell-fish of all sorts should be quite fresh to be wholesome or even safe. Lobsters often *underboiled* by fishmongers to make them keep longer. An eye of some experience and the sense of smell best determine the freshness of fish :—directions in the receipts, CHAPTER, FISH, for preparing, cooking, and preserving the several kinds.—*Anchovies* and *Pickled Salmon* known by the smell and fresh colour of the fish.—Their pickle-liquor should be pure and well-flavoured.—The red colour given to anchovy-liquor by artificial means, and no test of goodness.—ALL PROVISIONS SHOULD BE BOUGHT WITH READY MONEY ; OR THE BILLS SETTLED WEEKLY.—SHOWN TO BE A SAVING OF MANY PER CENTS.

VII.—MISCELLANEOUS HINTS AND DIRECTIONS.—Straining to be done *twice* if necessary, or with a double tammy-sieve.—All jelly-bags to be moistened in hot water, and well wrung :—if used dry, will drink up a considerable quantity of the article strained.—Full supply of kitchen-cloths,—use of gauze-wire covers and cheese-cloths in preserving raw and cold provisions. Marble slab for paste,—marble pestle

and mortar.—SAUCES too much *thickened* can never afterwards be cleared of fat, as the fatty matter will not separate.—Sauces and broths must have time to cook; but if kept too long over the fire, will deteriorate both in colour and flavour.—This is peculiarly applicable to sauces of game.—All sorts of small cakes, pasties, and puffs, shortbread, Savoy cake, etc., may be renovated by being laid on paper, and heated on the hob, or hot-hearth, or before the fire when to be used.—Pastry, if kept for days, is so much refreshed by this process as to eat nearly as well as when newly baked, from the full flavour of the sugar, butter, and fruit, being again brought out.—Great care to be taken that *every* single egg used be fresh, as one stale egg will, in cooking, taint dozens.

VIII. PRESERVING OF PROVISIONS BY SALTING, DRYING, PICKLING, PRESERVING.—Importance of *sugar* and *molasses* in preserving meat, fish, and butter;—shown to do so effectually with only a small proportion of salt.—The *pyro-ligneous* acid, or vinegar of wood, and chloride of soda,—their uses.—Discoveries in curing provisions in consequence of the premiums given by the Highland Society.—Meat salts the better of having the bones taken out.—Bacon should always be *twice* salted or pickled, and be patiently rubbed both times.—All meat salted in pieces and packed must be fully covered with the brine. The process of salting accelerated by occasional rubbing with fresh salt. This important subject more fully treated of in Part IV., Chap. III., of the MANUAL; *Art. Salting*.

IX. PREMIUMS TO COOKS FOR DILIGENT DISCHARGE OF THEIR DUTIES, AND PROFICIENCY IN THEIR ART.—For neatness, economy, forecast, the preservation of provisions, and invention or improvement of cheap family-dishes.—Establishment for decayed cooks, and prospectus of a NATIONAL GASTRONOMICAL BOARD.

X. CAUSES THAT RETARD THE PROGRESS OF THE ART.—Ignorance and prejudices of cooks. Inattention of ladies.



THIS PAGE IS LOCKED TO FREE MEMBERS

Purchase full membership to immediately unlock this page

Get Smart

Over 2,000 years of
human knowledge in
797,885 volumes

Instant access
\$8.99/month

Continue

*Fair usage policy applies

George Warrender.—Carême, and a few more illustrious *chefs, decorative* cooks; as much for the eye as for the palate; relying too much upon ornamental vases, silver skewers and dishes, and the long purses of their *parvenu* employers.

DIRECTIONS FOR CARVING.

CARVING has ever been esteemed one of the minor arts of polite life,—a test at first sight of the breeding of men, as its dexterous and graceful performance is presumed to mark a person trained in good fashion. In the times of chivalry, carving was the duty of the younger squire attendant on the knight. “To dance in hall and carve at board” are classed together in the list of a young gentleman’s accomplishments; and Chesterfield, the great modern teacher of polished life, has made this qualification an object of his pupil’s peculiar study. Carving, like heraldry, hunting, hawking, and other sciences of a like important kind, had a language of its own. Treatises were composed to show how the heron was to be *dismembered*, the duck *unbraced*, the crane *displayed*, the swan *lifted*, the goose *reared*, and so forth. The GRAND CARVER was a functionary of some dignity in former times; and till the office is revived, or the oriental and continental custom, of having the principal part of the carving performed by the cook and servants, is adopted, it is necessary to acquire a knowledge of this art on principles of economy, as well as from respect to good manners.

To carve quickly and neatly requires a good deal of practice, as well as vigilant observation of those who perform the office well. There are awkward grown-up persons, having, as the French say, *two left hands*, whom no labour will ever make dexterous carvers; yet there is no difficulty in this humble but useful art, which young persons, if early initiated under the eye of friends, might not easily surmount, and thus save themselves much awkward embarrassment in future life. One objection to allowing juvenile practice is, that young people *haggle* provisions; but they might be permitted sometimes to try plain joints and cold game, which would soon bring in their hands. A lady, where ladies still carve at family dinners, requires an elevated seat, a light sharp knife, and the dish placed near her. All puddings, trifles, pastry, etc., should be cut or helped with a silver

spoon. The French have a small silver trowel for this purpose. Their fish trowel has often one edge with teeth. In carving fish, study to preserve the beauty of the flakes.

Though no directions can supply the place of observation and practice, it may be useful to tell the young carver how to use his tools, and what is expected from him. What are esteemed the most choice morsels of every dish ought to be known; for "to deal small and serve all" must be the carver's maxim. Venison fat,—the Pope's eye in a leg of mutton,—veal and lamb kidney,—the firm gelatinous parts of a cod's head,—the thin part of salmon,—the thick of turbot and other flat fish, are reckoned the prime bits.—The ribs, neck, and pettitoes of a pig,—the breast and wings of fowls,—the shoulders, rump, and back of hare and rabbit,—the breast and thighs of turkey and goose, cutting off the drumsticks,—the wings and breast of pheasants, partridges, and moor-game, and the legs and breast of duck, are also reckoned delicacies. There are, besides, favourite bits highly prized by some gourmands, though it is sometimes not easy to discover in what their superior excellence consists; as dry shank of mutton,—turbot fins,—cod's tongue,—the bitter back of moor-game,—the back of hare,—the head of carp. In stew-soups, meat and force-meat balls are prized. A knowledge of these things will be of use to the carver as a guide in that equitable distribution of good things, which is the most pleasing part of his duty.

A person of any refinement will eat much more when his food is served in handsome slices, and not too much at once, than when a pound, clumsily cut, is laid upon his plate. To cut warm joints fairly and smoothly, neither in slices too thick, nor in such as are finically thin, is all that is required of the carver of a plain joint.* For this purpose he must be provided with a knife of suitable size having a good edge; and it will greatly facilitate his operations if the cook has previously taken care that the bones in all joints are properly divided. It is impossible for the most dexterous carver to proceed with ease or comfort if this be neglected. Clever cooks are beginning to *joint* game and small poultry, and to cut the sinews with scissors, before dressing. The dishes appear at table in the usual form, but are much more

* The little instrument called "An instantaneous knife-sharper" is worthy of the carver's attention.

easily carved. Modern carvers cut diagonally as often as this is practicable, as it saves the joint, improves the grain, and gives a better distribution of fat and lean. In carving game or poultry for a large party, where many look for a share of the same delicacy, what is called "making wings" must be avoided; the first helpings should be cut the long way, and not made too large. Pour the sauce *beside* the meat or vegetables, not *over them*. One ladle of soup is a helping. Whatever accident occurs, preserve your self-possession.

Turbot.—The thick part is the best: the *fins* are *fancied*. Make a cross-cut in the thickest part down to the bone, then make lines from the centre to the fins, and take out slices with a fish-slice, helping part of the thick of the *fins* with each slice, along with the appropriate sauce; but sauces are best handed round.

Salmon is easily carved, whether crimped in slices, or boiled whole. This fish is served on a napkin; a slice of the thick, cut so as to preserve the beauty of the flakes, and a smaller one of the thin, are given with the appropriate sauces; and a slice of lemon or cucumber is to be helped, if not objected to.

Fried Fish.—The thick part is reckoned the best. The fish are, according to size, to be either raised from the bone, or cut quite through. The choice is—"Shoulders or tail?" Neither *iron* nor *steel* should ever touch fish.

Sirloin of Beef.—This favourite joint is all prime. The fillet, or English side, as it is called in Scotland, is preferred by many. The Sirloin may therefore be turned over on the dish, or be made to rest on the chine-bone, and slices of the tender-loin, cut crossways, may be sufficient for the party, and the joint be left to present cold, apparently untouched. Many, however, prefer the upper part of the joint; in which case the carver should, with a very sharp knife, make an incision along the chine-bone as far as he thinks slices may be required; then, cutting off the outside slice next himself, he may proceed to help thin slices, cutting from the chine-bone towards the end of the ribs, serving with each part of the soft fat, delicately cut, gravy, and scraped horse-radish. Some at once carve out slices

along the back-bone. This last, however, is neither the most economical nor sightly method. If the meat is to be presented cold, this deep trench—this “forty mortal gashes on its side”—looks ill, while it drains the joint of its juices.

Edge-bone, or Aitch-bone of Beef.—In this, and all pieces of boiled meat, the outside slice, which becomes dry and hard in the salting and boiling, is to be laid aside or sent away. This done, cut handsome smooth slices of the lean, and with each give a very little of the marrowy and firm fat, for which this joint is prized.

Round of Beef is carved as the above, with a large carver for the purpose. Begin at the fattest end. Many carve this joint slantways; but more commonly it is cut horizontally, preserving a smooth, finely-grained surface.

A Brisket of Beef is cut down to the bone the cross way in rather thin slices, as the piece is fatty and gristly; and all fat meat must be cut delicately thin.

Breast of Veal or Lamb.—Divide the gristly part from the ribs, as directed in carving a fore-quarter of lamb,—then divide both the cross way. The choice is—“Gristles or ribs?” Cut the meat clean off ribs of veal, as the gristly bones only encumber the eater’s plate, and ought to be cut out, and dressed *à la Française* as *Tendrons de Veau*; help a morsel of the sweetbread.

Fillet of Veal.—This is usually, and always ought to be, stuffed. Cut it in delicate horizontal slices; and help either the browned outside or the inside, as is chosen, with a little of the fat, a thin slice of the stuffing, and gravy, etc.

Gigot.—This delicate joint is familiar where veal is small. It is either cut in horizontal slices, or as a leg of mutton, but beginning nearer the broad end. *Shoulder* and *loin* of veal are cut as mutton. The kidney-fat of the loin is prized, and sometimes sliced at table and kept hot over a lamp, ready to help.

Saddle of Mutton.—Cut thin slices along the back-bone, dividing them if too long, and helping fat and lean together. Many persons think that, besides being a more economical way of carving, all meat is more delicately grained, and eats better, if a deep incision be made along the chine-bone, and slices taken crossways from thence. M. Ude does so.

Roasted Pig.—We could wish that the practice of having this dish carved by the cook were universal; for, in this fastidious age, the spectacle of a four-footed animal at table is anything but acceptable. Like the larger poultry, pig is also very troublesome to the carver, who must have a sharp knife, with which the head is to be taken off in the first place: then cut down the back from neck to rump; afterwards remove the shoulder and leg on each side. The ribs are then to be divided into four portions, and the legs and shoulders cut in two. The ribs were esteemed the most delicate part of this dish; now the neck of a well-roasted pig is the favourite morsel. The carver must use his discretion in distributing ear and cheek, as far as these will go; and the cook should enable him to help stuffing and sauce liberally.

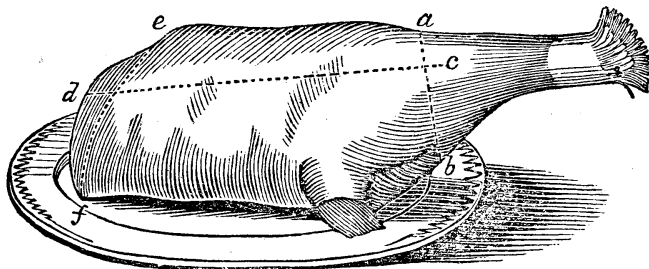
Hams are cut in various ways. You may begin near the knuckle, which is the most economical method; in the middle, taking out slices in a slanting direction, that the fat and lean may be fairly divided; or at the broad end. The chief thing to be attended to, after an incision is made, is the delicacy of the slices.

Tongue.—The best part is the thickest, and the meat is most delicate when cut across in rather thin slices. Some leave a bottom or *sole* for the sake of appearance; others reckon it more economical to carve in thin slices the long way. Tongue and ham cannot be too delicately cut.

Cod's Head and Shoulders, if served plain or without a sauce in the dish, should be served on a napkin. If sufficiently boiled it is easily carved. Let the back of the fish be placed towards the carver. Enter the silver fish-slice within three inches of the head, and cut across down to the bone. Help from this opening right and left at convenience, taking care not to make a jagged surface by breaking the flakes. The gelatinous pieces about the neck and head are prized, and also a small slice of the *sound*. The palate and tongue may be got at with a spoon, but these are rather the fantastic than prime parts. Some cut the fish longways; but the above is perhaps the fairer mode.

Haunch of Venison.—Make an incision quite down to the bone in the direction of the line *a b*, to let the gravy flow. Let the carver then turn the dish towards himself, and cut

down to the bone from *c* to *d*. The most delicate slices lie to the left of the line *c d*, supposing the joint to lie endways



to the carver, and the broad end of the haunch, *e d f*, next him. From this incision, "*The Alderman's walk*" slices, not too thick, may be cut, which slices, if too large, can be divided. A thinner and smaller slice of fat must be given with each helping, and also gravy. As the fat of venison freezes very rapidly, the more expeditiously the carver gets through his task the better; or a dish with a spirit-lamp is sometimes brought to the table, to keep the gravy and fat quite hot. Sometimes the cook makes a *chart* of cloves on the joint, as a guide to the carver.

Haunch of Mutton is carved exactly as venison.

A Boiled Gigot or Leg of Mutton.—A boiled *gigot* or leg is often served with the inside uppermost; a roast leg or *haunch* always with the outside uppermost. The most juicy part of this favourite joint is about the thick of the thigh, or along the backbone. Let the knuckle lie to the carver's left hand, and let him cut down to the bone, through the *noix* or kernel, called the Pope's eye. Though the most juicy part of the leg is here, some choose the dry knuckle; and others the fatty part about the chump; others, delicate slices that may be found along the backbone; even the tail of fat mutton is chosen by some. Some modern carvers give horizontal slices, and prefer this mode; others diagonal slices, which is better.

Shoulder of Mutton.—This joint is served as shown. Cut into the thickest part down to the bone in a slanting line from *a* to *b*; and from this opening take slices of a proper thickness. If more helpings are wanted, some delicate slices may be got on each side of the ridge of the blade-bone, in



THIS PAGE IS LOCKED TO FREE MEMBERS

Purchase full membership to immediately unlock this page

SAVE \$3,999,994

Did you know we sell
paperback books too?

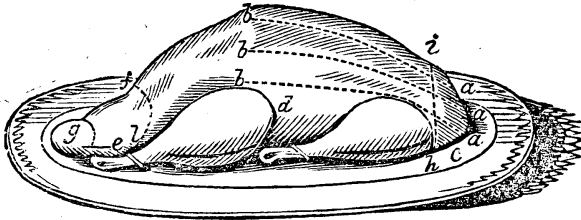
To buy our entire catalog
in paperback would cost
over \$4,000,000

Access it all now for
\$8.99/month

*Fair usage policy applies

Continue

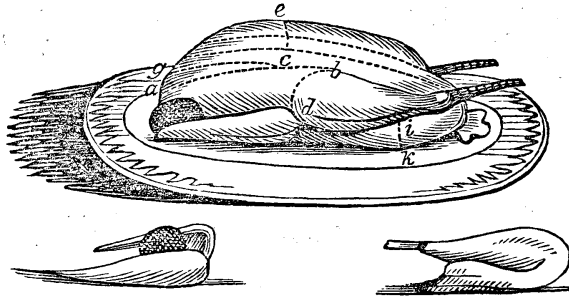
a shoulder-flap, and thus leave the ribs too bare. Some carvers merely make a slight incision into the skin, and tear off the shoulder-flap. The shank, which should be twisted in fringed paper, may be held in the carver's left hand. Squeeze a little juice of lemon or Seville orange over the parts separated, and sprinkle them with a little salt. They may also be laid together, and gently pressed down, to make the juice flow; or have a little plain or *Maitre d'Hotel* butter laid between them if deficient in juice. Next separate the gristles of the breast from the ribs, in the direction *ef*; carve them in the direction of *gh*, and the ribs in the direction of *ij*. The choice is—"Ribs, gristles, or shoulder?" The shoulder is to be carved as directed for shoulder of mutton; and if the joint is large, it will be found convenient to put the shoulder aside on a plate, while carving the ribs, etc. A *saddle* of lamb is carved as directed above, for a haunch of venison or saddle of mutton.



A Goose.—The carver may turn the dish towards him, and cut thin slices in the lines *ba*, down to the breast-bone, helping as he carves. If there be stuffing, the apron must be cut open in the circular line *flg*, and stuffing may be served with each helping. If there be no stuffing, a glass of wine, a little orange-gravy, or vinegar, is poured into the body of the goose at the opening, which the carver, for this purpose, makes in the apron. Orange gravy or red wine is also often poured over the sliced breast of goose or duck, before the slices are taken out. If the party be so numerous that the breast-slices are not sufficient, the carver must first help a slice or two from the right leg, and then proceed to disjoint it; for which purpose he must put his fork through the small end, press it close to the body, and meanwhile, entering his knife at *d*, jerk the leg smartly back, and the joint will separate, when the leg may easily

be cut off in the direction *d e*. The wing on the same side is next to be taken off. For this purpose, fix the fork in the pinion, press it to the body, and, entering the knife at *c*, separate the joint, and afterwards cut off the wing in the direction *c d*. Proceed in the same way to take off the other leg and wing. In helping a goose, the thigh, which is a favourite part, may be separated from the drumstick, and the fleshy part of the wing from the pinion. Fortunately for the carver the breast-slices are in general found sufficient; as dismembering an old goose or turkey is one of the most laborious and awkward of his duties. They order these things better on the Continent.

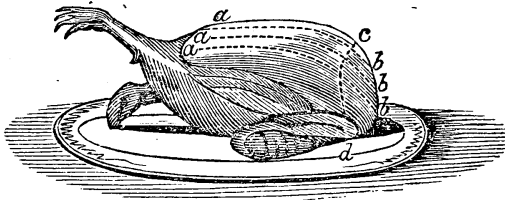
Turkey.—Where the party is not very large, and the dishes are numerous, a good many small delicate slices, with very thin portions of the stuffing, may be helped lengthways from the breast. If this is not sufficient, proceed with the legs and wings as above directed for a goose.



A Roast Fowl, with the wing and leg as cut off.—Fowls are carved in the same way, whether boiled or roasted. In a boiled or stewed fowl, the legs are bent inwards, and trussed within the apron; in a roasted fowl they are left out and skewered *en long*. The carver may remove the fowl from the dish to his own plate, particularly when two fowls (as is usual) are served in the same dish. The members and joints, as taken off, are to be placed in the dish, if not helped round as cut off, which is the better way, as the guests are not kept waiting, and the carver sees when he has enough. He must fix his fork in the breast, and take off slices from the breast on each side of the merrythought, which are to be helped in the first place, or left till the whole is finished, as is approved. Next separate the

joint of the wing in the direction $a b$; then separate the muscles, by fixing the fork in the pinion, and smartly jerking back the wing towards the leg. Pass the knife between the body and leg, in the direction $b d k$, and cut to the joint clear; then, with the fork fixed, jerk the leg back, and the parts will give way. Turn round the fowl on your plate, and take off the other leg and wing; next cut the breast in the line $e c$, and turn the knife towards the neck under the merrythought, which it will easily lift from the breast. Take off the neck-bone, by putting in the knife at g ; and having the fork well fixed, jerk it off from the part which adheres to the breast-bone. The members being thus disposed of, the breast must be divided from the back by cutting right through the ribs downwards to the rump on each side. This done, turn the back of the fowl upwards on your plate. Lay your knife firmly across it as if to hold it down, and, with the fork fixed in the rump, give it a jerk, when it will easily divide across; turn the rump from you, and cut off the side-bones, and the fowl is carved. What demands most attention, is to hit the joint of the wing, so as not to interfere with the neck-bone. The prime parts of a fowl, whether boiled or roasted, are the breast, merrythought, wings, particularly a *livered* wing, and side-bones. The thigh of a boiled fowl is often preferred, if white, fleshy, and fat. Some dexterous carvers can take out a side-bone and leave on the leg and wing, which permits the fowl to be presented cold in good form.

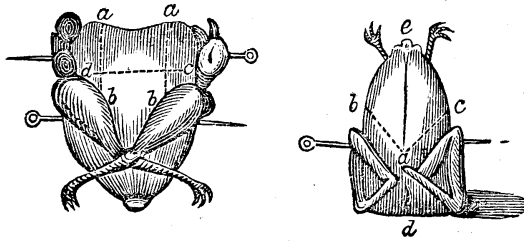
A Pheasant or Blackcock.—Fix the fork in the breast, and



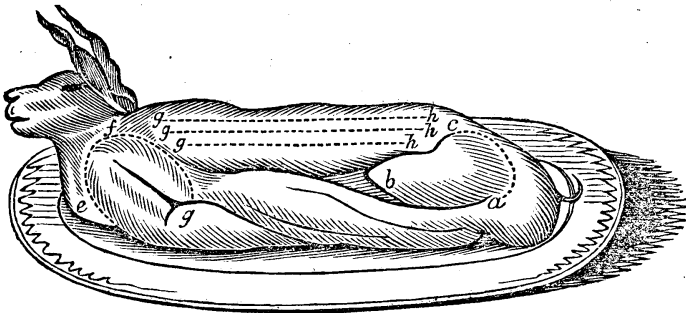
cut slices in the lines $a b$. If more helpings are wanted, take off the legs and wings, as directed in carving a fowl, and be careful in taking off the wing to hit the exact point between it and the neck-bone. Next cut off the merrythought in the line $c d$, and then divide the other parts exactly as a

fowl. The prime bits are the same as in a fowl. The brains are *fancied*. Of course, all skewers are removed before the birds are served.

Pigeons.—To divide the pigeon by carving from the breast downward, in the line *d e*, is esteemed the fairest way, as the thigh and rump are counted delicate; though many prefer the breast. Pigeons may also be divided in a triangular line, *b a c*, making two legs, and two wings with the breast. Ducklings, or very young spring chickens, are carved in the same manner.



A Partridge.—A partridge is cut up as a fowl or pheasant. The prime parts are the same in them all; but in a partridge the wing,—and particularly the *tip* of the wing,—is reckoned the most dainty bit. Small game, where many helpings are required, may be carved by turning back the legs, fixing the fork in the back, separating the whole body from the back, and then dividing the bird into six portions,—namely, four helpings of a wing or leg; the breast, and the back. The head is now often cut off, and sometimes the legs trussed short.



A Roast Hare.—While roast hare is sent to table as represented in the plate, the carver must enter his knife at *g*, and cut fairly down in parallel lines on each side of the

back-bone to *h*. These slices are considered prime, and must be served first. The legs, as next best, are to be cut in the circular line *c b a*—which if the animal be young, will not be difficult—and divided into proper helping free of bones. The shoulders are then taken off in the circular line *e f g*. Now divide the body or back into three, or if a large hare, four pieces, going right through the spine at a joint. An old hare should, when it is practicable, have the backbone cut out before roasting. If the hare is old and tough, the carver should turn the dish towards himself and cut off the legs, entering his knife about two inches below the back-bone, trying to hit the haunch-joint, and jerking it open as in carving a goose. If the whole hare is wanted, the head must be cut off and placed on a plate, the upper part divided from the under jaw, and then cut exactly down the middle. The slices may be either helped as carved, which we consider the best way, or left till the whole process is finished. They are helped with stuffing and gravy. During the process, the carver should frequently moisten the dry roast, and the parts cut off, with the hot gravy in the dish. The *ears* and *brain* are *fancied*; so that some care must be taken, by papering, to have the ears crisp; and before roasting they should be singed inside with a hot poker or Italian iron-heater. No bone should be given with hare.

Rabbits are carved like *hare*; only being much smaller, the head is not divided, and the back is cut into fewer pieces. The shoulders of rabbits are considered the tid-bits.

The carver is permitted to turn every dish towards himself, when more convenient, and he generally cuts towards himself. From a dish presented in its customary position he cuts from left to right. Fowls and Turkeys, boned and stuffed with forcemeat, are cut in slices across like tongue. Things that are *larded* must be cut the crossway of the *lardons* to look well.

Every graceful carver will try to cover the unsightly gashes he must sometimes make—in fish particularly—by throwing the parsley, or other *garnish*, over the wreck. In ordinary circumstances, *garnishing* the *ledges* of dishes is rather losing ground. At highly dressed dinners, garnished by thoroughbred professors, all sorts of ornament are expected. For public breakfasts, collations, and suppers, *garnishings* of coloured jellies, and of sauces iced and moulded

in the French style, have peculiar beauty and fitness. And even at small quiet dinners, brain-cakes, forcemeat balls, small fried fish, or oysters fried, sippets, small sausages, pastry-borders, and those of potato or rice, are always appropriate when served with the respective dishes to which the best usages of cookery have attached them; while the fried parsley, the spinage, sorrel, turnip, or other *purées*, on which *fricandeau*, tongue, or boiled mutton, etc., may be served, is a positive improvement, at almost no additional expense. But as it must ever be more convenient, it is also more agreeable, to see such things as sliced orange or lemon, beet, pickles, scraped horseradish, etc., placed on a small dish near the carver, than tossed awry, soused in the gravy, or sloping the edges of the dishes. Curled parsley always looks *refreshing*, and is generally appropriate; and still more so fresh water-cresses. There is one cheap and *comfortable* mode of imparting a look of fulness, finish, and neatness, in serving an otherwise insignificant dressed dish, when destined to occupy a principal place, which merits more general adoption,—namely, serving the dish on a larger one, within which a damask napkin is neatly puffed, or the fancy napkins which ladies now knit for such purposes; thus showing an agreeable framework or border, of which a light paste border round the dish with the viands, may form, as it were, the inner circle. But Carême's ornamented *silver vases* and *skewers* are the greatest modern discovery in mere garnishing. They are indeed superb.

PROTEST.—We hope to see the day when all large, troublesome dishes will be taken to the side-table, after being presented, and carved by the *Maitre d'Hôtel*, the butler, or whoever waits on the company, as is now the general practice of France, Germany, and Russia, and the best houses in England.

P. T., H. J.

BILLS OF FARE.

Tables should be like pictures to the sight,
 Some dishes cast in shade, some spread in light;
 Some should be moved when broken, others last
 Through the whole treat, incentive to the taste.

KING'S *Cookery*.

BILLS of Fare may be varied in endless ways,—nor can any specific rules be given for selecting dishes for the table, which must depend wholly on fortune, fashion, the season of the year, local situation, and a variety of circumstances. Neatness and propriety are alone of universal obligation in the regulation of every table, from the humblest to the most sumptuous. To the credit of the age, modern fashion inclines more to a few dishes, well selected and elegantly disposed, than to that heterogeneous accumulation of good things with which notable British housewives used to conceal their table-linen. The culinary tastes of our polite neighbours are imperceptibly undermining many points of our ancient national faith. At refined tables, *fat* puddings, very rich cakes, and fat meat-pies, have lost ground. Creams, jellies, and preserved and caramelled fruits or *compotes*, take their place. Fish is more simply cooked than it formerly was. *Putrid* game is no longer admired; and the native flavour of all viands is more sedulously preserved by a simpler and better style of cookery.

The manner of laying out a fashionable table is nearly the same in all parts of the United Kingdom; yet there are trifling local peculiarities to which the prudent housewife in middle life must attend. A centre-ornament, whether it be a *dormant*, a *plateau*, an *epergne*, a *candelabra*, or a wine-vase, is found so convenient, and contributes so much to the good appearance of the table, that a fashionable dinner is now seldom or never set out without something of this kind, though a salad, or a cold ornamented raised pie, may fill the space in the first course.

A very false taste is often shown in centre-ornaments. Strange ill-assorted nosegays, or monstrous bouquets of artificial flowers, begin to look faded among those hot steams, which soon deprive even the more appropriate salad of its fresh and crispy appearance. The modern silver skewers and vases, or ornamental articles of family plate, carved,



THIS PAGE IS LOCKED TO FREE MEMBERS

Purchase full membership to immediately unlock this page

Get Smart

Over 2,000 years of
human knowledge in
797,885 volumes

Instant access
\$8.99/month

Continue

*Fair usage policy applies

culinary preparations, called *entrées de dessert*, or made-dishes of left things, are served even at grand dinners.

At Dinners of any pretension, it is understood that the first course shall consist of soups and fish, removed by boiled poultry, ham, or tongue, roasts, stews, etc.; and of vegetables, with a few made-dishes, or *entrées*, as ragouts, curries, hashes, cutlets, patties, fricandeaus, etc., in as great variety as the number of dishes permits; as a white and a brown, or a clear and a stew soup.* For the second course, or *entremets*, where there are only *removes* and not a third, roasted poultry or game at the top and bottom, with dressed vegetables, omelets, macaroni, jellies, creams, salads, preserved fruit, and all sorts of sweet things and pastry, are employed, —endeavouring to give an article of each sort, as a jelly and a cream. This is a more sensible arrangement than *three courses*, which are attended with so much additional trouble both to the guests and servants. In France, where the tablecloth is never withdrawn, the dessert forms the Third Course.

But whether the dinner be of two or three courses, it is managed nearly in the same way; and for the advantage of servants, as well as of their juvenile employers, a few particulars may be detailed. In the centre, there is generally some ornamental article as an epergne with flowers, real or artificial, or a decorated salad, or cold raised game-pie. An ornamental stand, containing cruets and pepper dishes, if plainer, is equally appropriate for a small party.

Two soups, a white and a brown, or a mild and a high-seasoned, should occupy the top and bottom, and be re-placed by two dishes of fish, dressed in different ways. These, with the decanted wines drunk during dinner, form the First Course. When there are rare French or Rhenish wines, they are placed in the original bottles, in ornamented wine-vases, between the centre-piece and the top and bottom dishes; or if four kinds, they are ranged round the plateau. If only one choice bottle, at a bachelor *tête-à-tête* dinner, it may be placed in a vase in the centre.

The Second Course, if there are three, consists of roasts,

* In some *noble* private eating-houses, it is now customary to hand round oysters before the soup, as a whet or preparative. This is a Parisian custom, which we cannot admire. In *stylish* modern dinners, the *hors d'œuvres* and *flying-dishes* (*assiettes volantes*) appear usually during the First Course, and before the *removes*,—although latitude is allowed in this matter.

and stews for the top and bottom; turkey or fowls or fricandeau, or ham garnished, or tongue, for the sides; with small made-dishes for the corners, served in covered dishes; as palates, stewed giblets, curry of any kind, *ragoût* or *fricassée* of rabbits, stewed mushrooms, etc., etc. Vegetables (*assiettes volantes*) on the side-table are handed round. If the epergne is taken away with this course, then the small table-cloth or *overlay*, which is often placed across, to keep the cloth neat for the third course, is also removed.

The Third Course consists of game, pastry, confectionary, the more delicate vegetables and salads dressed in the French way, iced puddings, compotes of fruit, creams, jellies, etc.

Water-bottles and tumblers are placed at proper intervals.

Malt liquors, and common beverages, are called for; but where hock, champagne, etc., are served, they are offered round between the courses. When the Third Course is cleared away, cheese, butter, a fresh salad, or sliced cucumber, are usually served, in respectable English families, who do not affect foreign manners. At many tables, however, of good fashion, cheese is proscribed.

The finger-glasses precede the dessert.

COMPANY SUPPERS.

THE ingenuity of the genteel economist is as often taxed to contrive supper things as in arranging dinners, which admit of less temporizing. Economy, good taste, and neatness, can however do much, even with slender means, where the chief organ to be propitiated is the eye; for the lateness of modern dinner-hours has now, almost universally, changed suppers from a solid meal into a light showy refreshment.

It is said that ladies are the best critics in suppers, while gentlemen are better qualified to decide on the more substantial business of the dinner-table. Ladies are unquestionably more conversant with the things on which the elegance of a supper-table depends,—namely, the beautiful shapes and arrangement of china, glass, linen, fruits, foliage, flowers, colours, lights, ornamental confectionary, and all the other natural and artificial embellishments of the table. Articles, so beautiful in themselves, cannot fail, if tastefully

disposed, to gratify the eye, however slender the repast with which they are intermixed.

When a formal substantial supper is set out, the principal dishes are understood to be roasted game or poultry, cold meats sliced, ham, tongue, collared and potted things, grated beef, Bologna sausage, Dutch herring, kipper, highly-seasoned cold pies of game, etc., etc., with occasionally soup—an addition to modern suppers which, after the heat and fatigue of a ball-room, or large party, is found peculiarly grateful and restorative. Minced white meats, lobsters, oysters, collared eels, and crawfish dressed in various forms; sago, rice, the more delicate vegetables, poached eggs, scalloped potatoes, are all suitable articles of the solid kind. To these are added, ices, cakes, tarts, possets, creams, jellies in glasses or shapes, custards, preserved or dried fruits, pancakes, fritters, puffs, tartlets, grated cheese, butter in little shapes, sandwiches; and for convivial suppers in the entire catalogue of the more stimulating dishes, as anchovy toasts, grilled bones, Welsh, English, and Scotch rabbits, roasted onions, salmagundi, smoked sausages sliced, many of the things the French name *hors d'œuvres*, and those other preparations which are best adapted to what among ancient *bon-vivants* was called the *rere-supper*, or “supper next morning.”

A supper-table should neither be too much crowded nor too much scattered and broken with minute dishes. Any larder moderately stored will furnish a few substantial articles for supper on an emergency; and a few sweet things readily prepared, or purchased, with patties, shell-fish, and fruits, will do the rest, if the effect of contrasted colours, flavours, and forms, be understood; and that light and graceful disposition of trifles which is the chief art in setting off such entertainments. Where small apartments, and crowded parties introduce the custom of standing suppers, the same *cold* dishes are suitable, served on high tables, and eaten on one's knee, or standing.

French wines have become an article of ambitious display at fashionable suppers, even in families of the middle rank. Where they can be afforded in excellence and variety, nothing can be more appropriate to a light, showy, exhilarating repast.

Solid supper articles will generally answer for luncheons or *comfortable* collations—and for that refreshment affectedly termed TIFFIN.

DES DÉJEUNERS À LA FOURCHETTE. †

THAT change of manners which has introduced late dinners, and superseded hot suppers, has very much improved the modern breakfast. Besides the ordinary articles of eggs, broiled fish, pickled herrings, Sardinias, Finnan haddocks, collared eels, beef, mutton, and goat hams, reindeer and beef tongues, sausages, potted meats, cold pies of game, etc., etc., a few stimulating, hot, dressed dishes are, by a sort of tacit prescription, set especially apart for the *déjeuner à la fourchette* of the gourmand and the sportsman. Of this number are broiled kidneys, calf's and lamb's liver fried with fine herbs, mutton cutlets *à la Venetienne*, *Oxford John*, and many kinds of broiled and fried fish, and other *piquant*, and yet solid preparations. Receipts for these stimulating preparations of poultry, game, etc., will be found under the proper heads. In France, where it is the practice to take a cup of coffee either in bed, or in the bed-chamber the moment of rising, the breakfast, later than with us, is a sort of luncheon, or lighter dinner, but served *sans cérémonie*, and often without a table-cloth; cold and hot dishes are served, the repast often beginning with oysters, and ending with a dessert of the fruits in season, with coffee, tea, and chocolate, and wines of course. When the *déjeuner à la fourchette* is in England an entertainment for company, the articles provided with the addition of tea, coffee, chocolate, and all kinds of breakfast breads, etc., do not materially differ from those of a fashionable supper. It is served in two courses.

† THE DEJEUNER A LA FOURCHETTE.

AN ODE.

There are the sausages, there are the eggs,
 And there the chickens with close-fitted legs,
 And there is a bottle of brandy,
 And there's some of the best sugar-candy,
 Which is better than sugar for coffee.
 There are slices from good ham cut off,—he
 Who cut them was but an indifferent carver,
 He wanted the delicate hand of a barber.
 And there is a dish
 Buttered over! and fish, trout and char
 Sleeping are
 The smooth ice-like surface over,
 There's a pie made of veal, one of widgeons,
 And there's one of ham mixed with pigeons.

PART SECOND.

CHAPTER I.

BOILING AND STEAMING.

Oh! for some forty pounds of lovely beef
In a Mediterranean sea of brewis!

Spanish Curate.

[When studying the receipts in this Chapter, read along with them those for made-dishes, and French dishes of the same kinds of meat, fish, or game. And see Glossary, end of Chapter I., Part IV.]

BOILING, though not the first invented, is certainly the easiest of culinary processes; and for this reason, it is often the worst performed. After what has been said in the Introduction, we would disdain to waste words on the careless housewife or greasy Joan, who requires again to be told, that order, arrangement, thorough-going cleanliness, and neatness all but finical, is indispensable in this, as in every other branch of Cookery. Taking it for granted, then, that the fire burns clear, that the hearth is neatly swept, that the pots and stewpans, of cast-iron, in preference for safety to copper (the *Carron goblets* of Scotland and saucepans of England and Ireland), are of proper size, clean, well-tinned, and covered with close-fitting lids, we proceed with a few general rules for *boiling*.

All meat, whether fresh or salted, smoked, or dried, is best put in with cold water. For fowls or white meats, the water may be heated, and also for salted meat when there is danger of it freshening over much in coming slowly to boil. Gradual heating softens, plumps, and whitens the meat, and facilitates the separation of the scum, on the entire removal of which the goodness, as well as beauty of soup and boiled meat, so much depends. Salt facilitates the separation of the scum. Carefully watch when the first thick scum rises; take the pot from the

fire, if necessary, to remove the scum completely; then throw in a little cold water, which will check the boiling and throw up what scum remains.—*This is the first step by which Soups, Gravies, and Sauces are best cleared and refined.*—When the skimmed pot must be *eked*, let it be with boiling water. Milk, and floured cloths as wrappers, are often employed in boiling white meats and poultry, to make them look whiter. The practice is questionable. Soaking in cold or lukewarm water, or, according to circumstances, *blanching*, careful skimming, and slow boiling, especially at first, are equal to any other method. Yet a leg of mutton, or fowls, may sometimes, with advantage, be boiled in a floured cloth. No certain rule can be given for the length of time necessary to boil meat or fish. Dried tongues, for example, or hams, will take double the time to *simmer* which will boil a fresh leg of mutton; and, again, these will differ from each other, from hardness, while pork, though a little salted, will take longer to boil than either veal or lamb. Of all meat the hind-quarter, from the solid and compact texture of the fibre, will require longer boiling or simmering than the fore-quarter. The state of the weather, so important in roasting, less affects things that are boiled. As a general rule, liable however to many exceptions, from 15 to 25 minutes of time, and a quart of water (less where strong soup is wanted), is allowed by cooks to the pound of fresh meat; and from 25 to 35 minutes for salted meat, with a fourth more water.* But no length of boiling will ever make highly dried meats fit to be eaten, without sufficient previous soaking. This is emphatically true of goat and pork hams, rein-deer tongues, dried salt fish, etc. Capital blunders are often made in this department; and provisions which excel all others for relishes, breakfasts, and luncheons, are made good for nothing but to try the temper, and break the teeth of the eater, who might as well diet upon “spur leather whang.” Smoked and dried meats and dried fish sometimes require to be soaked from one hour to four or five days, changing the

* There is palpable absurdity in this universal culinary rule. A quarter of an hour will not be nearly enough of time to boil one pound of meat, nor a half hour to boil two, still less three quarters of an hour for three pounds. But, again, twelve hours' boiling would destroy forty-eight pounds. It must be kept in mind that large joints expose corresponding surfaces to heat, whether in pots or on spits.

water; or, what is better, where there is a run of fresh water, steeping the meat in it, or in the trough of a pump. In some circumstances, salted or spiced meat should be left to soak for hours in the liquor in which it was boiled. Some good cooks like the subsequent steep better than much previous soaking.

Meat must have time to imbibe salt; but frequent rubbing and a warm temperature will hasten the process.—In brief, well-tinned clean pots,—thick in the bottom to aid in maintaining an equal temperature,—a clear fire, well washed, and if salt, well-soaked viands, gentle boiling, and most careful skimming, are all the rules that can be given to ensure well-dressed boiled dishes; for the length of time in previous soaking, and subsequent boiling, or rather *simmering*, must in almost every case be determined by the size, the condition, and the nature of the provisions.—*Obs.* What goes under the general name of *pot-liquor*, particularly that in which fresh meat or poultry has been boiled, may be applied to many useful purposes, for which directions will be given.

Professed cooks, and works which treat of Gastronomy, uniformly enter a protest against any sort of vegetables being boiled with meat to be served at table, except carrots,—a rule this which the Cleikum Club thought more honoured in the breach than the observance. Watery vegetables, boiled in water and served in wateriness, find no favour in the French kitchen. But meat to be afterwards served cold is hurt in the flavour by green vegetables.

There is an adaptation, a *natural affinity*, between certain vegetables and roots, and certain pieces and kinds of meat. A cook who would excel in her profession, ought, day and night, to study this doctrine of *coherence* and *natural affinity*. Who would dissever from the round of salted beef, the carrots, greens, or cabbage, which become part and parcel of it as soon as it reaches the pot! If, however, from reasons of economy, it is wished to preserve the liquor for other purposes, a quantity of it may be put into a separate vessel, and the greens boiled there. The pot may have the top-fat taken off to enrich the water in which the greens are boiled, without any loss of pot-liquor for soup; and the cook's objection, that green vegetables spoil the meat, is thus obviated.



THIS PAGE IS LOCKED TO FREE MEMBERS

Purchase full membership to immediately unlock this page

SAVE \$3,999,994

Did you know we sell
paperback books too?

To buy our entire catalog
in paperback would cost
over \$4,000,000

Access it all now for
\$8.99/month

*Fair usage policy applies

Continue

pease-pudding tied up, and carrots laid to one side. The same steamer may have small saucepans fitting into the lid, in which apple-sauce, for example, or parsley may be cooked, or butter melted. If the steamed meats are of suitable kinds, the liquor which must occasionally be drawn off by the tap of the steamer, will make good soup when it is allowed to cool and the cake of fat is taken off. Steaming requires fully as long time as boiling.

Cooking by Gas.—Some years since we had great hopes of the success of cooking by *gas*, which must have been of immense convenience to small families where gas is used for lighting. We regret to say that no great progress has been made: gas cookery is still not only unsatisfactory, but expensive.

CHAPTER II.

1. To Boil a Round of Beef.

A ROUND or rump of salted beef may be boiled whole, or may be divided into two or three pieces, according to the size of the joint, and the number of the guests or family. [For *salting it*, see No. 1188.] It is a common error to boil too much of a large ham or round at once. If boiled whole, the bone may be cut out; if divided, it is desirable to give each piece an equal proportion of the fat; the *tongue*, or *silver* side is the best. Wash the meat, and if over-salt, soak it in one or more waters till it be sufficiently freshened. Skewer it up tightly, and of a good shape, wrapping the flap or tongue-piece very firmly round; and then bind it with strong tape, or fillets of linen. The pot should be roomy, and the water should just cover the meat. A fish-drainer is convenient to boil this and other large pieces on. Heat gradually; take off the scum (of which a great deal will be thrown up), till no more rises, and throw in cold water to refine the liquor farther, and scum again; cover the pot close, and boil slowly, but at an equal temperature, allowing about three hours to from 12 to 16 pounds, and from that to four or five hours for a weightier piece. Turn the meat once or twice in the pot during the process. Put in carrot and turnip about two hours after the meat. If

the liquor is to be afterwards used for pease or potato soup, the roots instead of hurting will improve the flavour. Greens may be boiled in the same pot, but much better separately in some of the pot-liquor. When the meat is dished, ladle up some of the liquor to wash it, and with a clean sponge, or a cloth moistened in the pot-liquor, take off any scum or films which will often hang about salted meat; replace the skewer that holds the flap with a plated or silver one; garnish with large sliced carrots (or with greens or cabbage instead), and serve greens in separate dishes. A miniature round is made by boning and rolling up from six to ten pounds of thick of the ribs. Salt for a week; simmer for $1\frac{1}{2}$ or 2 hours, according to weight. See No. 388.

Obs. The dry outside slices are to be laid aside by the carver: the meat must be cut in smooth, thin, horizontal or diagonal slices, keeping the surface level. The soft fat eats best when the meat is warm, the firmer fat when it is cold; but the taste of the guests must be the carver's guide. By good management this meat will in cold weather keep for a fortnight or more. Cover it with several folds of soft cloth. Cut off a thin slice from the outside before it is at any time presented at table, or on the sideboard. If underdone, the meat, after keeping some time, may be put into pot-liquor, and get from 15 to 35 minutes' slow boiling. This receipt is equally applicable to every piece of salted beef, whether ribs, brisket, edge-bone, or *heuckbane*. In England, a few suet or plain flour-dumplings, or what are provincially called *dough-boys*, are often boiled with the round and served with it "hot and hot." The Reform Club authority suggests that when to be presented cold, the round taken from the boiling pot should be plunged into *ice*, or several courses of spring water, to freeze the surface and retain the juices.

2. Boiled Beef, or Bouilli Ordinaire.

THIS is another plain family dish,—boiled fresh beef; but as economy, good sense, and, what is the same thing, good taste, reject this mode of dressing beef but in conjunction with the soup, which forms the better part of it, we leave the *Bouilli* till we give it along with the *Bouillon*, though obliged, for connexion's sake, to notice it here. See No. 389.

3. To Boil a Leg of Mutton with Turnip, etc.

A LEG OF MUTTON—the *gigot* of the French and Scottish kitchen—may be kept from two days to a week before boiling. The pipe, as it is technically called, must be cut out at once, and the mustiness which gathers on the surface, and in the folds and soft places, daily rubbed off. It is

whitest when quite fresh, but most delicate when hung a week in the larder, though not so long as to allow the juices to thicken and the flavour to deteriorate. Mountain-wether mutton, from four to five years old, is by far the best, whether for boiling or roasting. Choose it short and thick in the knuckle, and of a pure, healthy, brownish red. Chop but a very small bit off the shank; if too much is taken off, the juices will be drained by this conduit. If you wish to whiten the meat, blanch it for ten minutes in warm water, or boil it in a floured cloth if you like. Simmer it in an oval-shaped pot that will just hold it, letting the water come very slowly to boil. Skim carefully. Boil sliced carrots and turnip with the mutton, and the younger and more juicy they are the better they suit this joint. Be sure never to run a fork or any thing sharp into the meat, which would drain its juices. *All meat ought to be well done*, but a leg of mutton not *overdone*, to look plump and retain its juices. About two hours of slow boiling will dress it. Garnish with slices of carrot. Pour caper-sauce over the meat, and serve mashed turnip or cauliflower in a separate dish. Some good country cooks serve the turnip as a *purée*, that is, a thin mash made with cream or its own broth, under the mutton; and as, in carving, the native juices are all caught by the vegetable sauce, the practice, though not general, is commendable. Where it is followed, the caper-sauce must be kept in a sauce-boat. Turnip-sauce, *i. e.* a very thin *purée*, or mash, is sometimes poured *over* the joint. If chickens or fowls are wanted for the same dinner, they will boil in a cloth with great advantage along with the mutton, before the roots are put to it, or in some of the liquor in a separate pot.—*Obs.* This joint, above all others, should be boiled slowly to eat well. The liquor in which fresh mutton is boiled is valuable for broth; and it is a common family practice in Scotland, to make barley or rice broth for next day at the same time the leg is boiled. When broth is to be made, put in the barley at first; lift out the meat after an hour and a half's boiling; cover it up to keep warm; take the lid off the pot, and suffer the liquor to evaporate by rapid boiling, till what remains is strong and good, and the broth of a proper consistence. Cut some of the roots into small dice, and put these, with a head of

celery cut in fillet, and a little finely-shred parsley, to the broth; return the mutton, and boil gently for a half-hour longer. A *gigot* is an excellent and most economical joint, capable of being turned to many purposes. It may be dressed as chops, and the best balmy, mellow, barley, or rice, broth made of what remains. It may also be roasted, or baked, or cured as ham, or, if a large gigot, a fillet may be stuffed and roasted, and the knuckle used for barley or rice broth. In French cookery, parsley, onions, and sometimes a clove or two of garlic, are boiled with this favourite joint. It is then glazed and served on a Sauce *Espagnole*.—See *French Cookery*, Part III. Chap. ii.

4. To Boil a small Scrag of Mutton, or Back Ribs:

An Economical Dish.

WASH, trim nicely, and simmer from five to seven pounds of the neck slowly for two hours, making broth as in last receipt. Use the trimmed-off bones. The scrag may be taken up and finished with egg and bread crumbs, in the American oven, like dressed lamb's head, thus making a nice cheap family dish, and soup also. Garnish the dish with carrot, or turnips cut; and pour over the meat caper-sauce, or parsley and butter. Serve mashed turnip or cauliflower.—*Obs.* Pouring the sauce over boiled dishes, besides improving their appearance, is often to be preferred, because, in carving, the juices of the meat, the natural sauce, flow out and mingle with the prepared relish, "each improving each."

This joint, in point of economy, comes next, if not before the gigot. The scrag (Captain BOOTH'S favourite dish—*vide Fielding's Amelia*) or the neck alone makes excellent barley or rice broth, or it will stew. The ribs will do the same; or make Chops, Curry, Haricot, Irish Stew, or Pie.—See *Made-Dishes of Mutton*.—French cooks take two necks for this dish, but their mutton, lamb, and veal, are generally smaller than ours. They saw off the bones; steep the meat in olive-oil, with pepper, salt, and sliced onion; and lard it with blanched minced parsley. A boiled *shoulder* of mutton, or of veal, is very good with white onion-sauce poured over it. A scrag of lamb is cooked as above.

5. To Boil a Leg of Lamb.

LAMB must be boiled slowly to look plump and white; and is served with brocoli, spinage, turnip, or cauliflower. Garnish with sprigs of boiled cauliflower. The loin may be cut in steaks and nicely fried, and served round the boiled leg with crisped parsley.—See *Made-Dishes of Lamb*.

6. To Boil Veal.

VEAL, save the gristly parts, when plainly boiled, is too insipid to be much relished. But variety, economy, and veal broth or gravy, sanction this mode of cookery. Boiled veal looks detestable when slobbery and red-coloured; and to prevent this, particular attention must be paid to the boiling. It is eaten with bacon, or *sausage*. *Sauce*—Parsley and butter, onion-sauce of young onions, or any favourite *piquante* sauce.—See *Made-Dishes of Veal*.

7. To Boil Venison.*

A NECK, and even a haunch, is sometimes boiled. Let it hang from three days to ten. Boil it as mutton. It is eaten with turnip or cauliflower, with which last garnish. *Sauce*—Melted butter, and a little of any of the flavoured vinegars you choose. See *Vension Soup*; see also *Civet de Chevreuil*.

8. To Boil Poultry.†

In picking, be careful not to break the skin, in drawing not to break the gall-bag. Let the fowls hang from two to five days; for the most delicate fowl will be tough and thready if too soon dressed. When to be used, draw, singe,

* It is only in the hunting-grounds of America that one could bear to hear of venison so scandalously cooked; but when very plentiful it may be made into stew-soup, which possesses the *wild* flavour so prized by *les hommes de bouche*.—P. T.

† So little is the proper keeping of fowls previous to dressing attended to in country inns and families, that, warned by experience, the arrival of a stranger is the signal for the whole poultry in remote places to run off and burrow among the nettles, to eschew their fate for yet another day. The bounty of a penny sterling, which travellers have sometimes heard offered on the head of "the old *cock* to make brandered *chicken* for the gentleman's dinner," is often earned with the sweat of his brow by the *galopin* loitering about the inn-door, so knowing do those old stagers become.—As a house for the wayfarer, and the solitary chance-traveller, poultry was at all times a main article in the larder of the CLEIKUM, where

without blackening, and wash thoroughly, passing a stream of water again and again through the inside. Boiled fowls must be very neatly trussed, as they have small aid from skewers; and nothing can be more indecorous than to see unfortunates on a dinner table—

Whose dying limbs no decent hands composed!

Put them on with plenty of water, a little warmed, and in a floured cloth if you like. Having, as usual, skimmed very carefully, simmer by the side of the fire from thirty-five minutes to an hour and a half, according to the age and size of the fowl. A small tureen of very good barley or rice broth, seasoned with shred parsley and young onions, may be made at the same time, if a *shank*, or small cutlets of neck of mutton be added; which last may be frugally served in the broth. Some good cooks put fresh suet and slices of peeled lemon to boil with fowls if lean, but larding is better. White-legged fowls are most worthy of attention, whether for eating or appearance.

The St Ronan's sauce for fowls was either the national "drappit egg," *egg-sauce*, parsley and butter, or, if the fowls were of a dark complexion, *liver-sauce*, as a veil of their dinginess. TOUCHWOOD chose *celery-sauce* for fowls, and *oyster-sauce* for turkey; JEKYL preferred *lemon-sauce*, and for boiled turkey maccaroni in white sauce served in the dish. The best stuffing for poultry was the cause of many disputes. MEG long stood out for sweet stuffing for her turkeys, orthodox *apple-sauce* for her goose, and a sweet pudding in the bosom of her sucking pig. After a feud, which lasted three days, the belligerents came to a treaty on the old basis of the *uti possidetis*; though the best stuffing for boiled or roasted poultry or veal was agreed to be this,—

great dinners and numerous dishes were seldom required. So plump, so white, so tender were the fowls, whether boiled or roasted, and the chickens, whether *branded*, or dressed as *howtowdie* or as *Friar's Chicken*, that TOUCHWOOD, so tenacious on other points of the art, gave up this department entirely to MEG herself, reserving only some practical directions for *curried* fowls and the feeding and fattening of young poultry, which will be found in another section of this erudite work. "Take the fattest and youngest *eerocks*" (yearlings), said MEG, "and the whitest,—for a white, clear skin is a good sign, whether of beast or body."

Sauce and Stuffing for Boiled Turkey, Fowls, or Veal.

“CRUMBS of stale bread, two parts; suet, marrow, or fresh butter, one part; a little parsley, boiled for a minute, and very finely shred; the quarter of a small nutmeg grated, a teaspoonful of lemon-rind grated, allspice and salt,—the whole to be worked up to a proper consistence, with two yolks of eggs well beat.” If for *roasted* or *boiled* turkey, pickled oysters chopped, ham or tongue grated, and eschalot to taste, may be added. MEG’S sweet stuffing was made by discarding the parsley, ham, oysters, and tongue, and substituting a large handful of currants, picked, rubbed, and dried, as for puddings. For *boning* fowls or turkeys, *see the thing done*.

[A common and an approved smuggling way of boiling a pullet or *how-towdie* in Scotland, was, in a well-cleaned haggis-bag, which must have preserved the juices much better than a cloth. In the days of Popery and good cheer,—and they were certainly synonymous,—though we do not quite subscribe to the opinion of Dr REDGILL, that no Presbyterian country can ever attain eminence in Gastronomy,—in those days of paternosters and venison pasties, stoups of untaxed claret and oral confession, a pullet so treated was, according to waggish legends, the secret regale provided for Mess John by his fair penitents.—Vide ALLAN RAMSAY’S “*Monk and Miller’s Wife*,” or “The Friars of Berwick;” also, “Traditions of the Cleikum,” and “Bught-rigg’s Wife’s Receipt for ‘Ane capon stewed in brewis.’” — Butter, shred onions, and spice, were put into the bag along with the fowl, and formed the sauce; or else oysters with their liquor strained.]

9. To Boil Bacon.

BRING slowly to boil, and simmer for at least two hours. When ready to serve, strip off the rind, and dry the meat with a red hot shovel, or salamander, or set it in the oven to dry up the oozing fat. Dredge bread-rasplings over it.

10. To Boil a Ham.*

A LARGE ham is seldom boiled at once, but whether in

* A Hamburgh or Westphalia ham requires longer soaking than one of Bayonne, or one home made.—We back a Westmoreland or Yorkshire, a Gloucester, Wiltshire, or Drumfriesshire ham well fattened and properly cured, against all the hams in the world.—P. T.



THIS PAGE IS LOCKED TO FREE MEMBERS

Purchase full membership to immediately unlock this page

Get Smart

Over 2,000 years of
human knowledge in
797,885 volumes

Instant access
\$8.99/month

Continue

*Fair usage policy applies

to meat dishes. The French often serve *braised* ham over spinage, or mashed, *i. e.* a *purée* of turnips, or other vegetables; but it is seldom served in England save with Windsor beans. This, which is just the French ham *à l'essence* will keep longer than a round of beef, and is an excellent and serviceable article at all hours.

12. Ham with Windsor Beans.

BOIL the ham as directed in No. 10, and serve it trimmed and skinned, over Windsor beans, boiled in salt and water, and tossed up in melted butter. When cold keep as directed for a salted round of beef, using the skin instead of cloths. The outside slices pared off before the meat is served, can be kept for culinary purposes. The liquor in which the ham was boiled may be strained; and if you manage to have fowls or a knuckle of veal dressed on the following day, both liquors may be rapidly boiled down together, with pepper, mace, eschalot, and sweet herbs, when the result will be a rich and highly-relishing gravy for culinary purposes. Or plain pease or carrot soup may be made of these mixed liquors. See *Potted Meats, Pease Soup, Ham roasted,* and *Sandwiches.*

JEKYLL was intolerably eloquent on *ham sauce*, and astounded even TOUCHWOOD by anecdotes of a *grand gourmand*, a man of *ultra gout*, who, pursuing THE SCIENCE as one of the fine arts, soaked his Westphalia hams in Rhine-wine, and baked them in French wine, with aromatic spices. "It was a fine thing," as the Irishman said, "to be a pig in them times." If a ham is tolerably fresh, it will bake very well. It must be soaked as for boiling. The colour will be better than when boiled, and the flavour higher. But Mistress DODS, who detested that new and unnatural practice, said it was "dried to a dander;" and TOUCHWOOD dropped the point, as he could not think of bestowing a libation of Rhine-wine on a porker of Westphalia (see Ham with Madeira); and distance from the metropolis made it impossible to procure *Essence of Ham*, a high-flavoured commodity sold at the London Eating-houses, which he not irrationally concluded might make an admirable substitute for wine (as does cider, with a little vinegar), and be afterwards applicable to every purpose for

which *Essence of Ham* is used. His experiment is worth trying.—*French Mode*. In France, hams are boiled deliciously, wrapped in a cloth with carrots, onions, garlic, cloves, bay-leaves, parsley, thyme, and basil. When enough done, the cloth is tied more firmly, and when cool, the ham is dressed as in No. 11, and served on a napkin. The French also roast hams, and have the *Pâté de Jambon*.

13. Boiled Bacon or Pork.

ALL pork to be boiled should lie in salt at least two days previous to dressing. Pork requires more boiling than other meat. Small pork is the most delicate to boil fresh. Pork throws up a greasy scum during the whole process, which must be constantly removed. *Serve* with pease-pudding or bean-pudding, haricot beans or parsnips, boiled in the same pot.*

14. A Leg of Pork to Boil.

CHOOSE a nice, small, compact, *well-filled* leg. Salt it, rubbing hard, lay it in a pickle for a week; and boil and serve along with pease-pudding, boiled with it, and savoy or green cabbage.

15. To Boil Rabbits, Partridges, Pheasants, Snipes, Wild Ducks, and other Game.

BOIL as directed in No. 8; or in fresh veal or mutton-broth. For Partridges, Pheasants, etc., use the same *saucers* as directed for them when roasted; garnish with crisp parsley, slices of lemon, or green pickles.—*Obs*. Though game of all sorts is occasionally boiled, the Committee of the Cleikum did not patronize this mode of dressing, except for rabbits. Stewed rabbits, which must be neatly trussed,

* Dr REDGILL, professionally devoted to benevolence and Christian charity, made a long oration on the value of pork liquor for soup to the poor; *charitable soup*, *economical soup*, dealt out in copious libations to old women, as often as very salt or very fat pork was boiled in the Doctor's kitchen. The idea was nauseous to every other member of the Committee. TOUCHWOOD asserted, that even COBBETT, that enthusiast for hog's flesh, disclaims *pork broth*. REDGILL, on this hard push, brought forward his battle-horse, Dr KITCHINER, in vain,—was left in a minority of one, and the hogs got their natural perquisite. The liquor of young pork not long in salt will, however, make tolerable pease-soup, to which a strong subduing relish of celery and onion should be given. Cabbage and greens of all sorts may be boiled with advantage in pork liquor. Also bean or pease pudding, or white haricot beans.

are best smothered with a thick, mild onion-sauce, though sometimes a *liver-sauce* is made thus: Boil and bruise the liver; add veal or other gravy to some of the liquor in which the rabbits were boiled. Thicken with flour, a good piece of butter, and parsley shred very fine. Season with mace and allspice. Garnish with sliced lemon. *Onion-sauce* is also often used for boiled goose and ducks, in preference to less piquant compositions. Rabbits will take a full hour of slow boiling; with a quarter parboiling, throwing away the first liquor; birds according to their size.

16. To Boil Tripe and Cow-heels.

UNLESS in country places, or where families kill their own beef, tripe is usually bought from the butcher, or else ready-boiled at the *Tripe* or *Cow-heel* shops. It requires very long boiling—from six to nine hours of *simmering* by the fire, or, as is a very good practice where kitchen-fires are *gathered*, it is left over a slow fire for a whole night. Tripe requires endless cleaning, and is best managed at a river-side. Afterwards, to assist in the cleaning and blanching, a piece of quicklime may be dissolved in the water in which it is scalded and scraped; but tripe so blanched may become ill coloured in the boiling. Tripe, like chickens, veal, etc., may be whitened by rubbing it with lemon-juice, where expense is no object. The scalding must be frequently repeated. When bought in the shops, choose it thick, fat, and white, and see that it be fresh. The best way of keeping tripe for a few days is to allow it to jelly in the liquor in which it was boiled. When to be dressed, pare off the fat and films, and wash it with warm water. Cut it into pieces about the size of small cutlets, and simmer in milk and water till it is quite soft and tender, and the sauce thickish. Peel and boil a dozen white, firm button onions. Dish the tripe in a deep steak-dish or small tureen, and put the onions to it, taking off the surface-skin if they look black.* Many persons prefer tripe boiled plainly in water, and served with *onion-sauce* and mustard; others boil it in veal broth, or put a fresh beef-bone or veal-shank to the water, and some

* Dr REDGILL, to the above, added a bit of butter rolled in flour, and put into the sauce, half an hour before it was taken off the fire, a large teaspoonful of made-mustard, or the same quantity of mushroom-catsup, and the onions, previously parboiled, or fried in butter. This original variation was highly approved of.

bake it in milk, and serve onion-sauce separately.—See *Glasgow and Birmingham Tripe*. No. 56.

French Mode.—In modern French cookery, tripe, after being boiled and whitened with lemon-juice, is cut in strips and stewed in white sauce, or strong white broth, for four hours. It is then served either in a sauce *à la Poulette* or in sauce *Italienne blanche*. In good, old French cookery, the tripe, when boiled and cut in bits, was stewed in cullis, with all sorts of herbs, onions, and chives, a glass of wine, and a little tarragon. When the sauce was thickened, a little made-mustard was added, and the whole strained, heated, and poured over the tripe.

COW-HEELS are generally cleaned before they are bought. They require from five to six hours' boiling. If to be dressed, cut them into neat bits, egg and crumb these, brown them, and serve round slices of Portugal onion fried, and laid in the middle of the dish. *Sauce*,—melted butter, a teaspoonful of made-mustard, and a very little vinegar, or parsley and butter.—See *Potted Heels, Fried and Fricasseed Tripe, etc.*: also *French Cookery, National Dishes, and Kelly's Sauce*.

The fat skimmings of Cow-heels and Cow-head are the best adapted, for frying or basting, of all boiled fats. They, indeed, afford a very rich oil, which is sometimes even burned; and the perfumers draw largely upon them for commodities of high name. Calves' feet jelly, so named, is often made from both Cow-heels and Tripe; indeed the former affords a much stronger jelly than the article whose name it usurps. A good glaze is made of Cow-heels, which also afford a good cheap soup, if properly seasoned.

CHAPTER III.

ROASTING.

“For what are your soups, your ragouts, and your sauce,
Compared to the Beef of Old England?—
And O, the *Old English Roast Beef!*”

IN a voice between whistling and singing, accompanied by the flourish of the carving-knife, and an occasional rub against the steel, it was with the above appropriate stave

that our brisk, old Nabob hailed with high satisfaction the *lordly Sirloin*, of a delicate, rich brown; frosted as if with seed-pearls, a labour of love which had occupied him for five hours, and now smoked in savouriness on the board of the Committee. In the evening of the same day, and while the process was still fresh in his head, after sundry disputes with Dr REDGILL on the *underdone* and the *overdone*, the Nabob dictated something like the following discourse on roasting:—

No printed rules can make a good Roaster. Practice and vigilant attention alone can produce that *rara avis* of the kitchen. In the French kitchen this is a department by itself. He who *rules the roast* attends to that only. No rule can be given as to time. The cook must judge. Our *time* in the following receipts is generally *under*, as the safe side.

Choose your meat well: but even then no meat will roast to advantage that is not kept the proper length of time; and this in every case must be determined by the weather and the age of the animal. Two days of hot weather are equal to a week of cold in rendering meat fit for the spit, or *bien mortifié*.

Londoners often roast their beef too soon. In the North of England, and other places, the roasted sirloin is frequently salted, and eaten with vinegar and mustard. A salted sirloin, or leg of mutton, eats tolerably well; but they are undeniably a relic of those days when the squire or yeoman killed his own beef and mutton, and his lady found it necessary to keep the holiday joint, however long, to grace the holiday.

Even in summer, by proper attention, meat will keep much longer than is generally supposed. Have the roast properly jointed, which saves much mortification to the carver, and much haggling and mangling of the meat. Let it be spunged with salt and water, and well dried. See that the spit, when used, be brightly clean. If not, scour with sand and water, or Bath brick, and wipe dry with a clean cloth. If there is too much fat, some of it may be previously cut off for paste or puddings. Cover the fat for the first hour with kitchen-paper, fastened on with twine.* A

* REDGILL insisted upon a warning post here, as the worthy gentleman, in the eagerness of his appetite, had one day a large *bodde-pin* fixed in his gullet, like a salmon-hook, for a good half-hour; which some of MEG'S queans had used in skewering (new reading, *securing*) the paper.

good cook can manage to handle meat very little in the spitting and balancing. In many joints, the spit will run along the side of the bone without piercing the flesh. Tie it, or fix with screw skewers. If much handled, baste the joint with salt and water, and dry the dripping-pan, suffering the meat to drip and dry (which it will do in a few seconds by the heat of the fire) before basting. If the joint is not accurately balanced, no horizontal spit will work well.*

In roasting, the management of the fire is half the battle. Let the kitchen-grate be thoroughly raked out in the morning. An hour before the roast is put down, make up a fire suited to the size of the joint; let it be clear and glowing, and free of ashes and smoke in front. A *backing* of wetted cinders or small coal helps to throw forward and sustain an equal radiant heat in front. Place the meat at a due distance, that it may heat through without the outside becoming shrivelled and scorched. To prevent this, baste diligently for the first half-hour. The larger the joint the greater at first must be the distance from the fire, so that it be not so great as to make the meat tough and sodden by the slackness of the process. A radiant fire, due distance, and frequent basting, can alone ensure a well roasted joint, of that fine amber-colour, crisp, and lightly frothed, which speaks a language that all men understand. Remember that slow but equal roasting is as important as slow but constant boiling or simmering. A quarter of an hour to the pound of meat is the time usually allowed for roasting, bearing in mind that fat meat takes longer than lean, and pork and veal longer than other kinds of meat. But, as we have said of boiling, this must in almost every case be determined by circumstances. Fillets and legs take rather longer than loins or breasts. A meat-screen, the state of the weather, the kind of fuel, and a thousand things, must be taken into account. A meat-screen, with shelves, contributes so much

* A smoke or a wind-up jack, or a cradle-spit, was considered the best by the Nabob; but Yorkshire jacks, bottle-jacks, Dutch ovens, and Gipsy jacks, *i. e.* a nail and a string, and many other contrivances, may all be employed with success, if the *fire be adapted* to the peculiar construction of the implement. Experience shows that the bottle-jack, with or without a tin screen as may be found suitable, is the one best adapted to private families in middle life. A substitute for a spit-screen is easily contrived, from an old large tea-tray, or a clothes-horse. Smaller light tin screens with one or two shelves are now generally substituted for the huge block-tin and timber framework of the jack.

to good roasting, and is so generally useful, that something of the kind ought to find a place in every family that aspires to comfort. It saves fuel, keeps plates and dishes warm, and, above all, by warding off draughts of air, preserves the temperature in the region of the spit in a state of equality. Once, or, if the roast be very large, twice during the process, withdraw the spit and dripping-pan, and stir the fire, clear away the ashes, and bring forward the clear burning coals,* supplying their place with fresh fuel. When the meat is nearly done, which will be known by the length of time, and by the steams, in the language of the kitchen, "drawing to the fire," the paper, if any, is to be removed, a little salt sprinkled over the roast, and the spit so placed that the ends of the roast may be browned. The meat must now be carefully basted, and may be placed a little nearer to the fire, if the surface is not yet of a fine, clear, brown colour. The roast is then frothed, where this is liked, by dredging it very lightly with well-dried flour, shaken from a dredging-box smaller in the holes than those generally employed.† Fresh butter makes a delicate froth, but does not improve the flavour of the skin or the appearance of the gravy, which ought at this stage to be sparkling in the dripping-pan, bright, brown, and transparent as a Caledonian topaz. If much flour is dredged on, let it at least have time to get crisp.

Fashion and luxury have introduced stall-fed oxen and overgrown sheep, which are better fitted for the tallow-chandler than the cook. They are indeed good for nothing, save to obtain premiums at cattle-shows, and deluge dripping-pans with liquid fat. "Our prize oxen," says D'Israeli,

* In all departments of domestic life, save the management of kitchen-fires, there is at least a plausible show of attention to economy among servants. There the waste is wanton, wilful, and enormous, whether cooking be going forward or not. "The waste of fuel," says Count Rumford, "which arises from making liquids boil unnecessarily, or when nothing more is necessary than merely to keep them boiling hot, is enormous. I have not a doubt, that half the fire used in kitchens, public and private, in the whole world, is wasted precisely in this manner." What would Count Rumford have said to great *fires* for doing nothing? To convince a regular cook, or even a kitchen-maid, that she does not know how to manage her fire, is, we confess, quite hopeless; but surely something might be made, by the proper instruction of young girls, in economizing an article of such serious consequence in all families.

† The calibre of TOUCHWOOD'S best dredging-box and that of his pepper-box were precisely the same.



THIS PAGE IS LOCKED TO FREE MEMBERS

Purchase full membership to immediately unlock this page

SAVE \$3,999,994

Did you know we sell
paperback books too?

To buy our entire catalog
in paperback would cost
over \$4,000,000

Access it all now for
\$8.99/month

*Fair usage policy applies

Continue

gravies to enrich sauces, ragouts, and hashes. Of this, veal gravy is the most delicate, and it is accordingly in great requisition among good cooks; but beef gravy is fit for almost all purposes. Some sensible, economical cooks boil legs of fowls, turkeys, shanks of mutton, etc., etc., for an hour; and have thus, they allege, a basis for broth and an improved roast.

The Nabob, in the course of his discursive readings, though he was more a practical man than one of research, discovered that many things had been anciently used for bastings which the simplicity of modern practice rejects. But these antique refinements were all rejected, except butter and claret, which, for venison, and the dry meats that sometimes go under that generic name, were used at the Cleikum with unanimous approbation.

Much more did our Nabob, in the fulness of his heart and stomach, on this day of his triumph, say on the subject of roasting in general, and on this his *Essay roast* in particular, which we must take the liberty to skip, and come at once to the receipts for roasting.

17. To Roast a Sirloin of Beef.

STUDY well the above discourse, and bear in mind that, next to *broiling*, roasting is the most difficult of all elementary culinary processes: and, when well done, is valued accordingly. Instruction may teach even a bungler to compound a tolerable *made-dish*, which, if faulty, may be improved, disguised, or altered. But care alone, and a little practice, can make a dexterous roaster. Give a large sirloin from four to five hours to roast; and then

The great Sirloin of Beef, august he stands,
 In his pure native splendour full array'd!
 No knife hath touch'd him; never mortal hands
 Have dared his majesty of form invade.
 For thee he lives: his death-pang it will sweeten
 First for thee to be carved—first by thee to be eaten!

ROAST BEEF is garnished with horseradish, finely scraped, and laid round the dish in light heaps; and it is served with Yorkshire pudding, or potato pudding and horseradish-sauce.* The fillet, *tender-loin*, or English

* Dr REDGILL, who rather relished a joke after the serious business of dinner was despatched, holding it as a maxim that a moderate laugh aided digestion, was wont to say, that Yorkshire Pudding was the true squire of

side,* as it is commonly called in the northern division of the island, is by some esteemed the most delicate part. To this the carver must attend, and also to the equitable distribution of the fat. Cold roast beef is generally liked. The cold gravy should be served in a sauce-boat. Roast beef may be warmed in various ways. Slices may be warmed in a Dutch oven, and served with some of the gravy also warmed, and seasoned rather highly with pepper and salt, anchovy, eschalot, or a teaspoonful of eschalot vinegar. Cold beef may also be dressed as Olives, or as a Fricassee, Cecils, Sanders, Bubble and Squeak, etc.

N.B.—French cooks saw off the large bones, sprinkle the sirloin with olive-oil, and lay sliced onions and bay leaves over it, and leave it thus some days before roasting. They serve it, when roasted, with *sauce-hachée*, that is, chopped gherkins, mushrooms, capers, and an anchovy, all thrown into a brown sauce. Sirloin is, we think, better ordered at home. The French also *braise* the sirloin.—See *Made-Dishes of Beef, and French Cookery of Beef*.

17². To Roast the Rump, or Part of it.

Cut from the rump, chump-end, a handsome roast of from seven to ten or twelve pounds. Bone and roll it up nicely like a fillet of veal. It will take from three to five hours to roast, according to its thickness.

18. To Roast Ribs of Beef.—P. R., Esq.

THIS piece of beef is garnished, and served with the same accompaniments as the sirloin. Both the ribs and the inside part of a large sirloin may be dressed in a more elaborate way as follows:—Cut out the ribs; beat the meat flat with a rolling-pin; lay it to soak in vinegar and wine for a night; cover it with a rich forcemeat, made of minced veal, suet, grated ham, lemon-peel, and mixed spices. Roll it tightly up, fixing it with small skewers and tape, and roast it, basting constantly with wine and butter. Froth with fresh

Sir Loin, and horseradish his brisk, fiery page, without which attendants he looked despoiled of his dignity and bearing. Yorkshire pudding is nearly the same as the *Panade* with which it was the ancient custom to baste roasts till they gathered a crust before the fire.

* The French distinguish the different parts of the *aloyau* or sirloin as “the *lawyer's* bit and the *clerk's*.” The fillet alone makes a nice small roast. Whatever roasts will, when boned, make admirable stewed beef.

butter, and serve with *venison-sauce*.—*Obs.* The fillet of the sirloin, larded, marinaded, and roasted, makes a handsome French dish, served with *tomata-sauce*, or *cucumber-sauce*.

19. To Roast a Leg, Haunch, or Saddle of Mutton.

(See *French Cookery of Mutton, which is well worth attention.*)

MUTTON intended to be roasted may be kept longer than mutton for boiling, as the colour is of less importance. Cut out the pipe that runs along the back-bone, which taints so early; daily wipe off the mustiness that gathers on the surface, and in the folds of the meat, and below the flap. This and every other piece of meat may be lightly dusted with flour or with pepper, which, by excluding the external air and keeping off flies, helps to preserve the meat, and can be taken off in the washing previous to roasting. A *leg*, a *chine*, a *saddle*, a *loin*, a *breast*, a *shoulder*, and the *haunch* or the *gigot*, are the roasting pieces of mutton. Joint the roast well, whatever be the piece. Most of the loose fat should be cut from the loin, which may be stuffed, and should be papered at first, to preserve the kidney-fat. A modern refinement is to put *laver* in the dripping-pan, which, in basting, imparts a high *gout*: or a large *saddle* may be served over a pound and a half of *laver*, stewed in brown sauce with catsup and seasonings.

This roast requires a rather quick fire to concentrate its juices. *Onion-sauce*, *cucumber-sauce*, and *currant-jelly*, are ordered in most Cookery Books to be served with roast mutton; but a juicy leg of mutton requires little sauce save its own gravy, to which the French add a squeeze of lemon, and pepper. A SADDLE is roasted as above. A double *saddle* has been introduced at the Reform Club, which is well adapted for large parties. It consists of the entire middle of the four quarters, leaving more of the shoulder than in a *shoulder* saddle, and more of the *gigot* than in the *loin* saddle. It is trimmed by the butcher. Some French cooks serve roast mutton on French beans stewed in good stock, with a couple of onions cut in dice and fried. The crowberry or red bilberry, and even the berry of the mountain-ash, as a thick jam, makes a rustic sauce for venison or mountain mutton. Some modern gourmands consider sweet jellies eaten with animal food as not merely among the vul-

garities but the obsolete barbarisms of cookery; others consider *red currant* jelly indispensable: and when will an Englishman give up the currant jelly of his boyhood?

N. B.—Potatoes browned in the dripping-pan, or a plain potato-pudding placed below the dripping roast, are favourite accompaniments to this dish at our Club. Mashed turnip is another approved accompaniment.—See *Made-Dishes of Mutton*.

20. To Roast a Sucking Pig.—By Dr Redgill.

A SUCKING PIG! *un cochon de lait!* France and England, natural enemies on the relative merits of ragouts and roast beef, are in brotherhood here. The age for killing, on which every *gourmand*, whether insular or continental, has set his seal, is from ten days to double that number. Unlike the ways of other flesh, in this delicate creature—this “ortolan with four feet,” as a corresponding member calls him—there is but one step between the *gully* of the butcher and the carver’s knife. In short, he must be killed; but that done, the sooner he is roasted and eaten, the better is he relished by those in the secret. The ordinary way, after he has received the *coup de grace*, is to take off the hair by scalding.* When cleaned from the hair, the entrails

* DR REDGILL, though apt to be somewhat violent in his prejudices, and entertaining a loyal and laudable hatred of COBBETT and all his ways, paused when TOUCHWOOD communicated to him the method which that demagogue—infallible in hog’s flesh, and unequalled in bolting—recommends for removing the hair of grown porkers: “And why not,” said the Nabob, “of sucklings?” “The first method” (scalding), says COBBETT, “slackens the skin, opens all the pores of it, and makes it loose and flabby, by drawing out the roots of the hair. The second (singeing) tightens the skin in every part, contracts all the sinews and veins,” etc. This is said in reference to bacon, no doubt; but it was for talent like DR REDGILL’S to apply it to young pigs. In a roast pig, where *crackling* is all in all, this burning process is surely worthy of trial. The President, with a meanness of jealousy of which the good Doctor was incapable, where pig of which he was himself to partake was concerned, had indeed kept this important information secret till the scalded *élève* of his rival was smoking in the platter; he then referred, with malicious triumph, to the singeing of sheep’s head, reasoning on what a *wersh, fustionless* morsel it would make if scalded. The moisture which had overflowed the Doctor’s chops as he viewed his savoury charge reposing, as —— might say, “in the crispness of his beauty,” was arrested in its course. But between a singed pig in prospect, and a scalded pig on the table, ready roasted, sauce, *crackling*, stuffing, all alike inviting, the Doctor did not long hesitate.

N. B.—Every cook should be made aware, that, by singeing chickens and fowls, she not only removes the downy feathers, but gives firmness to the flesh, and tenacity to the skin; and that the chickens, if for fricasee, broiling, etc., will cut up much cleaner when well singed.

taken out, and the nostrils and ears well cleaned, the pig must next be washed in cold water. Cut off the feet at the first joint, loosening and leaving on the skin to turn neatly over. He is now ready for the stuffing. For this, take a half ounce of mild sage, and a couple of young onions parboiled; chop these very fine, add a cupful of grated bread-crumbs, four ounces of good butter, and a high relish of cayenne and white pepper and salt. Sew the slit neatly up (this the Doctor did with his own hands), and baste first with brine, then with the best fresh butter, or with salad-oil, if you would have the *crackling* crisp, which is the true and only test of a well-roasted pig. Some cooks tie up the butter in a bit of muslin, and diligently rub the crackling with this; others anoint that substance with a bunch of feathers or a paste-brush to keep it constantly moist; others again smear it with beat white of eggs. A pig-iron, or some ingenious substitute, must be placed in the centre of the grate, part of the time, to prevent the middle regions of the animal from being scorched before the extremities are enough done. The legs must be trussed back to allow the inside to be roasted, and—

“ You'll see when he's enough, when both eyes out,
Or if he want the nice, concluding bout;
For if he lie too long, the crackling's pall'd,
Not by the dredging box to be recall'd.”

For *sauce*,—Clear beef or veal gravy, with a squeeze of lemon, and, if approved, a little of the stuffing stirred into the sauce-tureen.—*Obs.* Apple-sauce and currant-sauce are still served with roast pig; but sweet sauces for animal food are losing favour, if not place. Even currant-jelly sauce with mutton and venison, which were heretofore considered one-and-indivisible, are now often seen disjoined. The taste of the age is decidedly either for the pungent, the sharp, the piquant, or the sub-acid. Another favourite sauce is the liver and brains, the forcemeat, and a few sprigs of sage, chopped and boiled up in the gravy. In Scotland, where the pig is too often dished whole, the brains cannot be obtained to enrich the sauce, which, along with the trouble given to the carver, was considered by the Club a capital objection to this semi-barbarous mode of dishing.

20². Roast Pig—English Mode.

IN England the pig is generally cut off the spit down the middle on both sides; the head is cut off and divided, and the jaws are stuck up on each side for ornament, instead of the pippin, which was wont of old to be stuck in the grinning chops of the savoury cherub. Roast pig, when not liked cold, should be cut into neat fillets, and warmed in a strained sauce made of thin melted butter, flour and sweet herbs, chopped mushrooms, and a bay leaf, or in broth so seasoned, or in *Bechamel*. He may be baked, which is an excellent and convenient mode, only the cook or baker must baste him liberally.—See No. 37.

For an excellent way of dressing pig, see *French Cookery*;* also Scotch receipt, *National Dishes*.

21. To Roast a Haunch or Shoulder of Venison in the English Mode.—By H. J., Esq.†

THE meat may be kept from ten to twenty days by

* The illustrious members of the *Caveau Moderne*, the most distinguished *gourmet* and *gourmand* association in the world (previous to the establishment of our CLEIKUM Club and the CITY and REFORM Clubs), steep their pig in fresh water for four hours; baste him with a *bouquet* of sage dipped in olive-oil; and, for forcing, use fine herbs minced, steeped in lemon-juice, and about a pound of fresh butter. This, though French, is no bad receipt.—P. T.

† WINTERBLOSSOM and JEKYLL, both men of family and fashion, the former of whom had for forty years, by one means or other, contrived “to sit at good men’s feasts,” took the lead here. “Nothing,” said JEKYLL, “can be more delicious than a fat buck from an English park, ‘a hart of grease,’ in the proper season. It is food for heroes and princes; but with the good leave of our hostess, this ‘doe or roe, or hart or hind’ of the Caledonian forest, would please me fully better bounding on its native hills than smoking on this board. For the greater part of the year these wild animals are as sinewy, lean, and dry as the stalkers who pursue them. Roast it will not,—this meagre hard meat. With all appliances to boot, it makes but an indifferent pasty; but after a long morning of shooting, or for a *déjeuner à la fourchette*, I have found a fricassee of it cleverly tossed up—what you Scots call venison collops, Mistress DODS,—very tolerable eating.”

“And what you Englishers lick your lips after,” said MEG, not a little offended. “I have had but little handling of English fallow-deer; but as gude venishon haunch and shouther, neck and brisket, has been roasted in my father’s kitchen as e’er coost horn or cloot in an English policy (park)—Set them up!”

“For my own private eating,” said TOUCHWOOD, “a leg of five-year-old heath, wether mutton before all the venison in the world; but on occasions of high festival, this aristocratic dish is indispensable to the fools who preside and the knaves who partake:—so about it, Captain. The *dulce* we leave to you and WINTERBLOSSOM; the *utile* is my own peculiar province.”

proper care, and by observing the precautions recommended for preserving mutton. When to be used, clean it without much wetting, with a sponge dipped in lukewarm water. Unless venison is *fat* it is useless to roast it: and in roasting, the main object is to preserve the *fat*. For this purpose, butter or rub over with salad-oil a large sheet of writing paper, tie it over the fat, and butter it on the outside once more. Have ready rolled a paste of flour and water, to the thickness of a half inch, on another sheet of paper, and with this cover the first paper. Tie the whole firmly on, and pour plenty of melted butter over the outside paper, to prevent it from catching to the fire. Baste constantly, and keep up the fire, which must be a strong, solid *sirloin* fire, to penetrate through the incasements, and roast the haunch. Venison is rather preferred underdone than overdone, a little *red* but not *blue*. A large haunch may be allowed from five to seven hours, when wrapped in paste. A half hour before it is ready it must be carefully *unswaddled*, placed near the fire, basted with fresh butter, and lightly dredged with flour, to brown and froth. For *sauce*,—Currant-jelly melted in port wine, or jelly in a sauce-tureen, or roughed in a sweetmeat-glass, is still usually served.—*Obs.* A glass or two of claret, with three times that quantity of gravy made of venison or mutton, and a small glassful of raspberry vinegar, all very hot, was the sharp sauce most relished by our Club; or a plain sharp sauce made of white-wine vinegar or lemon-juice and the finest lump-sugar, heated together in a stone jar.

This is the best mode of roasting venison where expense is not grudged. In ordinary cases the paste may be dispensed with,—a double paper will be sufficient. The shoulder, breast, and neck, are each roasted; but the latter is much better dressed as a pasty or as soup.—See *Venison Pies*.

At small, genuine gourmand parties, as the venison fat freezes, it is not unusual to cut off small slices of *fat* and *lean*, and heat them in a silver dish over a spirit-lamp. Venison is thus kept warm in perfection. And where luxury or joint-stock Gourmand Clubs afford silver dishes, these, besides retaining their heat long when once thoroughly heated, are placed on the table on concealed heaters filled with hot sand, and thus keep any dish hot.



THIS PAGE IS LOCKED TO FREE MEMBERS

Purchase full membership to immediately unlock this page

Get Smart

Over 2,000 years of
human knowledge in
797,885 volumes

Instant access
\$8.99/month

Continue

*Fair usage policy applies

accompanying dish.* Be careful to brown the outside nicely, which can only be well done by attention to the state of the fire.† The *tendrons* are often cut out of a breast of large veal, and dressed separately, as *Tendrons de veau*, No. 629².

24. Loin and Breast of Veal.

A LOIN is roasted and served in the very same way, only the kidney fat, which is so delicate, must be papered, and the roast should be more constantly basted.‡ The flap should be rolled in and skewered firm, and the bones chopped off, to give the dish a handsome shape. If a large loin, the kidney must be skewered back for a time to roast thoroughly. The SHOULDER should always be stuffed; and the stuffing for this piece requires more suet, marrow, or butter, whichever is employed, than the forcemeat for the fillet. The breast must be covered with paper or the caul on, till nearly enough done, which both preserves and enriches the meat. Serve these roasts with their own gravy only.

25. To Roast a Leg or Saddle of Lamb.

A SADDLE is now considered a *stylish* joint for a small party. Whether Leg, Shoulder, or Saddle, place it at some distance from a sharp clear fire, and baste well; paper, if

* Forcemeat must be left in a great measure to the genius and invention of the cook. Like spiceries and seasoning, it may, in the exercise of good discretion, be used *ad libitum*, bearing in mind that it is intended to enrich and give piquance to the more insipid meats. Relishing ingredients of all kinds enter into the composition of forcemeat, such as grated ham or spiced beef, sausage, pickled oysters, caviare, anchovy, sweet herbs, eschalots, mushrooms, truffles, and morells, curry powder, cayenne, etc. "Plodding perseverance," said JEKYLL, "may make a good roaster, and careful observance of rules a tolerable compounder of a made-dish; but the true maker of forcemeat, like the true poet, must be born."

† "A bit of the brown" is esteemed the most delicate part of this roast. It was with this, liberally supplied from Mr STRAHAN'S veal, that the demagogue WILKES not only overcame the prejudices, but actually gained the heart, of Dr JOHNSON,—a success which far outdoes that of RICHARD III. over Lady ANNE. But then he helped a slice of the lemon or bitter orange, which formed the garnishing, along with the browned outside. Ever, as you would gain the heart of a judicious epicure, garnish your roast veal with slices of lemon.—P. T.

‡ ON BASTING.—Cooks, like Doctors, differ on many points, and among others on basting. We consider that both *basters* and *anti-basters* may be right or wrong according to circumstances. To baste mutton too much, for example, would *stew*, not *roast* it; but veal cannot be too much basted. In cooking, much is left to the intelligence of the cook.

needful : it will take from one hour and a half to two hours. Young lamb, and none other, is fit for the use of a gastronome of high *gout*,—a hobble-de-hoy between lamb and mutton being even coarser than a three months' pig. Lamb, like pig, and indeed all young meat, should not be long kept, if the flavour and juices are to be obtained in perfection ; time to *cool* is considered quite sufficient by knowing gourmands. It is true, the fibre may be *thready*, but the juices and flavour will be infinitely superior to that of lamb killed for days. In roasting the hind-quarter, the flap of the loin may be stuffed, using the superfluous fat for the forcemeat.* House lamb requires more roasting than pasture or hill lamb.

Sauce.—The gravy which flows from the meat after the first dripping has been poured out, with about a wine-glassful of boiling water and a little salt, run through the spit-hole ; and cucumber or *Mint-sauce*. Serve spinage, French beans, cauliflower, or green pease with lamb ; garnish with crisp parsley, or sprigs of cauliflower, and always serve a salad. The fore-quarter should be lightly jointed. Lamb must be well done. This and the knuckle of all roasts, or of a ham, ought to have a fringe of writing-paper twisted neatly round it. When the shoulder is removed, the carver is expected to squeeze a lemon, and to sprinkle a little salt over the ribs, or, if necessary, to put in a little melted butter ; and to press the parts together to obtain gravy. N. B.—A friend, who admires French cookery, recommends *Maitre d'Hôtel butter* to be put under the shoulder. In Parisian cookery the lean parts of the lamb have thin slices of bacon papered over them while roasting.

* This is an old Scottish practice, which MEG DODS called "Makin' a pouch." Dr REDGILL, who patronized all receptacles for forcemeat, wheresoever placed, vowed that a "hind-quarter of lamb should never again be roasted in his kitchen without a *pouch*." This protuberance must not be too large, else it might prove offensive to the eye,—an organ that ought to be diligently consulted in all matters connected with the table. "Open the mouth, and shut the eyes," the maxim of a great modern gastronome, had certainly, WINTERBLOSSOM said, been stolen from the luxurious picture of the Gude Wife of Auchtermuchty's Sow :—

"And aye scho winked, and aye scho drank."

Both TOUCHWOOD and REDGILL rebuked the old beau for this irreverent sally against an authority for which the latter entertained the most profound respect,—to wit, Dr KITCHINER. "On my recommendation, try for once the *Scotch* practice of delicate young mashed cabbage placed below this joint for a half-hour."—H. J.

When done, the shoulder is lifted from the breast so as not to be perceptible, and a *Maitre d'Hôtel sauce* is slipped in. A clear gravy is served in the dish, and the larded parts are glazed. British lamb does not require larding. See *Made-Dishes and Pies of Lamb*.

26. To Roast Pork.

PORK takes more of the fire than any other kind of meat. Choose it young, short in the knuckle, fine in the grain, and thick but smooth in the skin.* Cut a hole in the knuckle, widen it with the finger, and stuff it with sage and onions parboiled and chopped fine, pepper, salt, grated crumbs, a piece of butter, a teaspoonful of made-mustard, and an egg to cement the whole. With a bunch of feathers rub the skin with salad-oil, or fresh butter tied up in a muslin rag. Do this frequently to prevent the *crackling* from blistering, and to make it crisp and brown. The crackling must be scored into diamonds twenty minutes before the roast is done; but unless it look *hide-bound*, and scorched or shrivelled, the scoring need not go deep. The roast *loin* should, however, be first scored in *stripes*, with advantage both to the eating and to the appearance. Some cooks add pulverized sage to the basting. We recommend this only in roasting the griskin. Pork requires a more pungent sauce than sucking pig; yet apple-sauce is occasionally used. *Onion-sauce* we like better, or *Sauce Robert*: and confidently recommend Dr REDGILL's *sauce* for *pork*, *goose*, or *rabbit*. (See No. 292.)—French beans or pease-pudding are served with roast pork. The French serve a *poivrade* under a roast chine.—*Obs.* *Sham House Lamb*, when the real is scarce and high-priced, is made by skinning a half-grown porker, and cutting it of a proper shape.—N.B. *The Cleikum Club countenanced no counterfeits*.

27. To Roast Turkey, Fowls, Guinea Fowls, and Game.

A TURKEY will keep a fortnight, a fowl a week. By care they will keep longer; that is to say, if drawn, hung in a cool dry air, wiped often, and seasoned with pepper

* If pork is fed in sties at dairy farms, that which has fattened on potatoes and buttermilk we consider much better, both in flesh and flavour, than that which has been fed on drenches and kitchen slops. The rationale of scoring pork is to increase the surfaces—in other words, the delicious *jaune croquante*; therefore we say,—*score away!*—P. T.

in the inside.* The sinews of the legs must be drawn: (those of fowls, pheasants, etc. should all be drawn, especially when the birds are old.) Press down the breast-bone

* STUFFING FOR TURKEY.—So dexterously, and with such an air of conscious superiority, did Mistress DODS carry herself, that, except for the new lights which had dawned upon REDGILL in the composition of *stuffings*, and an affected dandy squeamishness which overcame the young Guardsman about *trussing*, in this important branch of the art, the Club would, unquestioning, have submitted to her judgment as to an oracle; but these causes produced open discontents, and vehement debate, and—

“I say sweet stuffing is an abomination for roast turkey,” cried REDGILL, as the knife of WINTERBLOSSOM gave to view MEG’s savoury composition, mottled with Zante currants, and fragrant with what she termed “a scrape o’ a nutmeg,”—an immense grater furnished with this spicy fruit being, instead of a lady’s essence-bottle, generally lodged in the depths and labyrinths of those strong, blue cloth pockets, with scarlet welting, of whose multifarious contents JEKYLL one day made a catalogue. “Oysters! oysters! madam; there is no other turkey stuffing worth the attention of a Christian eater.”—“Or *Dinde aux Truffes et à la broche*,” said TOUCHWOOD, animated by the spirit of contradiction, and the ambition of displaying his science. “A pound of fresh truffles chopped, the same quantity of rasped fat white bacon. Soak the mixture in the stew-pan, with spiceries and a bay leaf. Stuff the turkey, and give him three days to take the flavour; covering him with slices of bacon:—or *chestnuts*,” continued he. “Roast a quarter hundred, and peel them;—leave out ten or a dozen; pound in a mortar, with the liver parboiled, a quarter of a pound of ham, or of pork sausage well grated, or pounded, a little basil and parsley, mace, pepper, salt, our friend MEG’s *nutmeg*, and a good piece of butter; stuff and tie the bird at neck and vent:—roast him, and tell me how you like him. For sauce, the remaining chestnuts chopped and stirred in a thickened strong gravy, with a glass of old Sherry or Madeira. Garnish with sliced orange. This, sir, is a turkey for you; or, better still, a roast turkey, with rolls of sausage fried, or sausage balls served with it,—‘an Alderman in chains,’ as those waggish rogues, the London sturdy beggars, call it,—their favourite regale at the close of a prosperous day.” REDGILL despised the chestnut receipt; but turkey and sausage, the ambrosia of the *bousing ken*, seemed worthy of an epicure’s serious investigation; so the next bird was ordered to be dressed beggar-fashion.

“And why, Dame,” said JEKYLL, as, thrown back in his chair, he eyed the roasted turkey with a languid air of half-affected disgust,—“Why produce the unhappy *bubbly-jock* with his head—forty mortal gashes upon it—tucked under his wing, while his gizzard and liver, larger than life, grace his other fin? This affair of dining, after all, has its *bêtise*. Or why those rough-footed Scots,” pointing to a brace of moorfowl, “in their spurs and pantaloons, with their pretty innocent heads tucked under their arms, like that of St Denis in the pictures of a book of miracles?—nay, worse, I protest,” and he lifted his eye-glass,—“here, too, are ducks, if I don’t mistake; but indeed there is no mistaking—miserable amphibæ! their saffron web-feet drawn up, and spread in such goody sort, as if in act to swim. . . . Our refined patrons, Drs KITCHINER and TRUSSLER, direct that the feet be roasted *delicately crisp*, as some people are very fond of them.

“Cut off a turkey’s head, Captain Jackall!” broke forth MEG, with indignant astonishment,—“A roasted turkey! Do you tak’ us for born ignoranuses on this side of the Border?”—“Cut off the heads,” responded

even more than in a fowl, to make the bird look plump: be careful, in drawing, to preserve the liver whole, and not to break the intestines. For *stuffing*,—Take a breakfast-cupful of bread finely grated, two ounces of minced beef-suet, or marrow, a little parsley parboiled and finely shred, a teaspoonful of lemon-peel grated, two sprigs of lemon-thyme, shred; a little nutmeg, pepper, and salt. Mix the whole well in a mortar, with a couple of eggs. Do not stuff too full; and, with another egg, work up what remains into balls, to be fried and served with the turkey. To this stuffing, parboiled sausage meat may be added, or grated ham, or oysters chopped. (The same stuffing is suitable for a large fowl, and in both cases the meat may be omitted.) Paper the breast. Score the *gizzard*. Season it highly with pepper, salt, and cayenne, and dip in melted butter, and then in bread crumbs; cover the gizzard and liver with veal or lamb caul, or buttered paper, and roast them, fixing them under the pinion, and basting liberally. A very large turkey will take nearly as long to roast as a sirloin. These are not the most delicate kind. A moderate-sized turkey will take from an hour and a half to two hours. The fire must be clear and sharp; dredge with flour when laid down. (Fresh butter is always best for basting white meats; but salted butter may be washed.) Keep the turkey far from the fire at first, that the stuffing and breast may be done through, and fifteen minutes before it is finished, remove the paper that the breast may be delicately browned. *Sauces*,—Bread-sauce, with gravy in the dish, oyster-sauce, celery-sauce, egg-sauce. Hen turkeys are the most delicate, and

REDGILL, "of turkey and wildfowl! Surely, my young friend, you forget yourself." The Doctor, a loyal hearty-dining churchman, had, since the beginning of the French Revolution, seen but too much of this innovating "off-with-his-head" spirit abroad. "There was no knowing," he said, "where its devastations were to stop; it began with *anointed* kings:"—"And may safely end with *basted* turkeys," rejoined JEKYLL; and he continued—"At all *tonish* tables, Mr WINTERBLOSSOM, though I do not pretend to think better of mankind than my neighbours, it would be but a well-bred stretch of faith, to take for granted that turkey was not goose, nor pigeon grouse, without such testimony as those bloody heads and feathered heels afford. Why, the panache of his own tail-feathers, which my respected grandmother was wont to stick into the rump of her roasted pheasant, or even the surtout of his entire goodly plumage with which our ancestors invested the lordly peacock, was not more barbarous than this absurd fashion." Loud rose the clamour of cooks, scullions, and amateurs, as this new heresy was broached; and the refined JEKYLL, if not convinced, was at least silenced.

the whitest; they are consequently preferred for boiling.—See *To Hash* and *Devil Turkey*; also *Made-Dishes of Poultry*, and *French Cookery of Poultry*.

An excellent Stuffing for a Turkey or Hare, French fashion.—Chop, and afterwards pound in a mortar, half a pound of beef-suet, equal bulk (but not weight) of soaked bread crumbs, lemon-peel, parsley, and a sprig of thyme chopped, pepper, salt, two beat eggs, and a little milk or broth. This makes an excellent stuffing. (See also *Quenelles, French Cookery*.)—French cooks are celebrated for their skill in forcemeat; one half of their merit in this department consists in their patience at the mortar. Turkey and other poultry are frequently served or garnished with fresh water-cresses; which often suits better than raw parsley, if it could be as easily got.

N.B.—A test of turkey, pheasant, fowls, etc., being ready for the spit, is their falling down when suspended in the larder by a few of the tail feathers left for this experiment when the birds are picked. For roasting, choose full-fed, white-legged, large fowls:—smaller ones may do for boiling.

28. To Roast a Goose.

A GOOSE, if well cleaned and seasoned inside with pepper, will keep in cold weather for a fortnight or more, and improve. Geese are in perfection from Michaelmas to Christmas. In Scotland, a goose is often rubbed with salt for ten days before roasting. In England, in rural situations, it is often first parboiled. Where geese are *rank* this may be advisable, but not otherwise, as it dries the flesh. After the goose is carefully picked and singed, let it be well washed and dried with a cloth. *Stuffing*,—Four well-sized onions, about fourth their bulk of sage undried, and half the liver; parboil slightly, and chop these very fine: add two ounces of butter, yolk of egg, and a cupful of grated bread:—or *à la bourgeoisie*, an equal quantity of mashed potatoes, and season rather highly with pepper and salt. With this stuff the goose. All stuffing, containing bread-crumbs, should be allowed room to swell, and indeed all forcemeat whatever, as it expands more or less in the dressing. Spit the goose; fasten tightly at the neck and rump. Paper the breast, but remove the paper when it has swelled. A goose requires a brisk fire, well kept up; and will, according to size, take

from one hour to two hours to roast. The breast must not be allowed to sink. *Apple-sauce* is, by *prescription*, served with goose. For delicate cookery, this bird requires a drawn gravy in the dish, its own being often rank and oily. *Obs.* To apple-sauce the Cleikum Club preferred onion-sauce; better still, REDGILL's sauce for roast pork, duck, or goose, and *Sauce Robert*.—Nos. 292, 293. The gravy may either be poured into the goose by the carver making, for this purpose, a slit in the apron, or served in a tureen in thick melted butter; a glass of port or (better) claret is by knowing gourmands poured into the goose: if so, let it be hot. In Scotland, it was customary to garnish with slices of raw onion, but the practice is obsolete. GREEN GESE are roasted in the same manner; but for these thready younglings less sage or onion is required. Season them with pepper and salt, and put a good piece of butter into the inside as an interior basting. Froth and brown nicely. The gravy is preserved and served, but more gravy must generally be added. *Gooseberry-sauce*, or REDGILL's sauce. (See *Sauces*.)—Garnish with grated crust of bread.* Salted geese are, in some parts of Ireland and Scotland, served with a cabbage-sauce, or cabbage stewed in good broth. The French roast

* The livers of geese and poultry are esteemed a great delicacy by some *gourmands*; and on the Continent great pains are taken to procure fat overgrown livers. The methods employed to produce this diseased state of the animals are as disgusting to rational taste as revolting to humanity. The geese are crammed with fat food, deprived of drink, kept in an intolerably hot atmosphere, and fastened by the feet (we have heard of nailing) to the shelves of the fattening-cribs. The celebrated *Strasburg pies*, which are esteemed so great a delicacy that they are often sent as presents to distant places, are enriched with these enormous livers. It is, however, a mistake that these pies are wholly made of this artificial animal substance.

In England, the goose is sacred to St Michael; in France, to St Martin; in Scotland, where dainties were not going every day,

“'Twas CHRISTMAS sent its savoury goose.”

The Michaelmas goose is said to owe its origin to Queen Elizabeth's dining on one at the table of an English baronet on that happy day when she received tidings of the dispersion of the Spanish Armada; in commemoration of which she ordered the *Goose* to make its appearance every Michaelmas. In some places, particularly Caithness, geese are cured and smoked, and are highly relishing. Smoked solan geese are well known as contributing to the abundance of a Scottish breakfast, though too rank and fishy-flavoured for unpractised palates. Slices are eaten as whets, or relishes.

The *goose* has made some figure in the English history. The churlishness of RICHARD CŒUR DE LION, a sovereign usually good-natured, and distinguished for an insatiable appetite and vigorous digestion, in an affair of roast goose was the alleged cause of his captivity in Germany.



THIS PAGE IS LOCKED TO FREE MEMBERS

Purchase full membership to immediately unlock this page

SAVE \$3,999,994

Did you know we sell
paperback books too?

To buy our entire catalog
in paperback would cost
over \$4,000,000

Access it all now for
\$8.99/month

*Fair usage policy applies

Continue

having pared off the outer crust, moisten it in hot water, or broth, press and butter it; and soak it in the dripping in the pan, and serve the partridges on it. This is lighter than fried bread-crumbs, which many good cooks use for these birds. Pheasants must be long kept to bring out their flavour. They require made-gravy of scrag of mutton, or knuckle of veal, but it is better made of beef, and best of all of game. (See *Brown Gravy-sauce*, *Bread-sauce*, or *Rice-sauce*.)—*Obs.* We do not recommend the ornament of the pheasant's best tail-feather stuck in his tail; though such things are still heard of. *Guinea* and *pea fowl* are dressed and served exactly as pheasants; and by a fiction of cookery, when a brace cannot be procured, a fowl is, on occasion, converted into a *pheasant*.

ON KEEPING GAME.—Necessity, and the vanity of producing at a dinner what is rare and far-travelled, must first have introduced among cleanly, civilized nations, the custom of *over-keeping* game, till in time it came to be considered as essential to its perfection that it be kept till putrid, and that what has not flavour may at least have *fumet*. It is at the same time indispensable that game be kept till *tender*, and the flavour brought out. The same principle applies here as in keeping pears and plums to mellow, after they are gathered. Game, as we have said before, must be longer kept than domestic fowls, to be in proper condition for the table. A great deal has been said on preserving provisions of late years; but we are afraid little has been done. We are certain that very few of the practices recommended have been adopted, and chiefly because that, when tried, they were found wanting. Form, colour, and material may be preserved; but flavour, and even nutritious qualities, have fled before the pyroligneous acid, and the genius of Appert; and mummy partridges, and embalmed green pease survive to please the eye and fill the table—and this so far is highly desirable—but sadly disappoint the palate. Game—we speak not of giving pheasants and grouse to immortality—may be kept good a long while, by drawing, cropping, picking, and (without washing) rubbing with equal parts of salt, pounded loaf-sugar, and a little pepper. It is a great mistake to wet, much less to wash, any fresh thing intended to be kept. Charcoal and chloride of soda, may also be employed to retard putrefaction. Lay a thin muslin

cloth over the birds, and place lumps of charcoal under them and over the cloth. Charcoal baskets and closets may be had on the scale adapted to small establishments. We have no faith in charcoal doing much good in the way of restoring what is much tainted, though this is often confidently asserted. The knife applied to the worst parts, scraping and constantly removing the mustiness, and, when to be used, washing with hot water is the preferable method. Game, when it is wished to be kept to grace a gala day, besides the above precautions, may be parboiled or par-roasted; in short, kept for ten minutes in boiling water, or laid to the fire for *seven* minutes, which must be made to touch all parts. Then dry thoroughly, and to keep, use salt, sugar, and pepper, as above. Before roasting, cleanse from this seasoning, and season with a little fresh pepper. But the preservation of game depends as much on the sportsman as on the cook. A bird or hare much mangled by shot will taint far more quickly than one killed in a "gentlemanly way;" and what has fallen into the water, than that which drops on land. For some seasons back the southern sportsmen, who frequent the Highland moors, have paid great attention to preserving and packing their game. Stuffing with and packing in *hops* is found to answer better than any other method yet employed, and is now generally resorted to. The date of shooting is written on a card tied to the birds; so that the cook cannot be far astray.

31. To Roast Woodcocks, Snipes, Plovers, Rails, and Ortolans.

KEEP them till tender. They must not be drawn, as the intestines are considered a delicacy. (This rule admits of exceptions. The proverb says, "What is one man's meat is another man's poison.") Hook to your bottle-jack or tie them on a bird-spit, which fix to the spit, and lay down to a clear, brisk fire. Lay slices of moistened toast in the dripping-pan, to catch the *trail*. These birds and moor-game require to be deluged with butter in roasting. Dish them on the toasts, pour clear brown beef or game gravy very hot into the dish, and set it on a hot table, or over steam, or a spirit lamp. These birds will take from twenty-five to thirty minutes, in proportion to the size.—*Sauce,*

PLEYDEL'S sauce for wild fowl. Garnish with slices of lemon, or bitter orange, and fried bread-crumbs. *Obs.* French cooks stuff woodcocks with chopped truffles, and either roast them, or stew them with fire *under* and *over* the pot. The *trail* is sometimes cooked in gravy and butter, and poured over the toast.

French cooks lay slices of lemon over the breasts of partridges, on these slices of lard, and above all fasten paper. Dr Hunter recommends a stuffing of minced beef or veal for a cock-pheasant, the flesh of which is sometimes insipid to English palates. This may be more acceptable to some than the French practice of enriching these birds by larding.

32. To Roast Grouse, Black Cock, and Ptarmigan.

TRUSS with the head under the wing. They require a sharp, clear fire, must be well basted, and not overdone. Serve on a buttered toast soaked in the dripping-pan, and put brown beef-gravy in the dish. In this and the above receipt we recommend plain melted butter instead of meat-gravy, to those who wish to retain the native flavour of the birds.—*Rice-sauce*, or PLEYDEL'S *Sauce*; also *Orange-gravy*.—*Obs.* The French often soak the toasts in lemon-juice before they are laid in the dripping-pan; an elegant practice.

M. Soyer, an *artiste* of some authority, gives many receipts of his own invention for cooking grouse. His grouse *à la Rob Roy* is in one sense *piquant*. He wraps the birds, when to be roasted, in fat bacon and sprigs of *heather*, moistened with a glass of whisky! His grouse *à la Bonnie Lassie* will be a favourite with young sportsmen, though, except the name, it has no particular claim to notice. His grouse-salad, however, the *Salade de Grouse à la Soyer*, is *magnifique*. The recipe may be thus abridged: Put a thin rim of butter round a dish, and on this stick a high border of hard-boiled eggs cut into four lengthways, with a bit cut off to make them stand. Fill the centre with a nice fresh salad, and tastefully ornament the egg border with fillets of anchovies, cut beet-root, or gherkins; cut three under-roasted grouse into neat small pieces; and have prepared, a sauce made of two tablespoonfuls of finely chopped eschalots; two of pounded sugar, the yolks of two eggs, two tablespoonfuls of chopped tarragon, and chervil, a salt-spoonful of white pepper, and two of salt: with these, gradually mix twelve tablespoonfuls of salad-oil, and three of Chili vinegar: mix all well, and put the mixture on the ice. "When ready to serve," continues our authority, "whip half a pint of cream rather stiff, and add to the sauce: pour a little over the salad, upon which lay first the worst pieces of the grouse, over which pour more sauce, dressing them pyramidically." This salad, M. Soyer confesses, is better adapted to gentlemen than ladies. It was first served in Paris at a competition of the most celebrated *artistes* of the Stove, on whose head certain English



THIS PAGE IS LOCKED TO FREE MEMBERS

Purchase full membership to immediately unlock this page

Get Smart

Over 2,000 years of
human knowledge in
797,885 volumes

Instant access
\$8.99/month

Continue

*Fair usage policy applies

35. To Roast Hare, Fawn, or Kid.

A HARE will keep from a fortnight to three weeks, if properly managed; and is seldom fit of roasting before eight days, though for *soup* it should be used nearly as soon as killed. A hare keeps best when not open for some days; and the vent and mouth may be tied, to prevent the air from hastening the process of putrefaction. When kept four days in this state (if the object is to keep it as long as possible) it may be paunched, and the heart and liver taken out and scalded. Wash and soak it in warm water when to be dressed, changing the water several times. Make a little slit in the neck, and in every part where the blood has gathered to let it out. Drip, dry, and truss it. An old hare is not fit for roasting. Even a young hare makes but a dry roast; so that a rich and relishing stuffing is a *sine qua non* when dressing it in this manner.—For *stuffing*.—Take the grated crumb of a pennyloaf, a quarter of a pound of beef suet, or three ounces of marrow, a small quantity of minced parsley and eschalot, a boned anchovy,* a teaspoonful of grated lemon-peel, and the same quantity of nutmeg; salt and pepper to taste, a little cayenne, and the liver parboiled and chopped, if in a sound state,—and no liver should be used if unsound. Mix the ingredients with the yolk of an egg, and the crumbs soaked in a very little red wine. Put this into the hare, and sew it closely up. Baste well with plenty of butter for three quarters of an hour; then drain the dripping-pan into a basin; and baste with cream and yolk of egg well beat, and flour lightly. Hare will take from an hour and a half to two hours. For *sauce*.—Venison-sauce, or the drippings of the hare mixed with cream, or with claret, a squeeze of a lemon, some thin slices of bread, and a bit of fresh butter, boiled up with the skimmed drippings strained and highly seasoned; also currant jelly. (See *Hashed Hare*, *Hare Collops*, *Made-Dishes of Hare*, etc.)—*Obs.* It is good practice to take out the back and thigh bones when the cook is dexterous in *boning*. In France a roasted hare is always larded on the back; but the French seldom roast this *dry* animal from choice.—For

* We do not like anchovy to meat-dishes ourselves, but tolerate it as a relish admired by some contemporary authorities.

an excellent method of dressing hare, see *Civet* and *Lièvre en daube*, *French Cookery*.

By a fiction of cookery, the lean inside of a large sirloin is cut up, stuffed as a hare, skewered, tied with tape, and roasted. It requires to be highly seasoned, and *in truth eats better than most roasted hares*. In rural situations, a hare is often stuffed with mashed potato, grated ham, suet, and onion, and highly seasoned with pepper and allspice; nor, though a homely, is this a bad fashion.

36. A young FAWN is treated precisely as a hare, but must not be kept above one day. When somewhat grown, it may be roasted in quarters, or in a haunch or a saddle. Cover with veal or lamb caul in roasting, or slices of fat bacon, and baste well. Froth in the usual manner, and serve with *venison-sauce*, and a good gravy in the dish. A KID is roasted as a hare.—*Obs.* These are all, at least hare and kid, dry meats, and are better dressed, the former as soup or collops, the latter as collops, or stew, or both, in the French fashion. A RABBIT, when large, may be stuffed and roasted as a hare; a leveret is not stuffed. A hare's ears are reckoned a dainty by some affected epicures;—they must be singed and cleaned. We hold them in equal respect with duck's feet, but are very tolerant of those who admire them. Baste and dredge as in roasting poultry, and make a sauce of the chopped liver and parsley, or lemon-juice stirred into melted butter.

37. On Baking Meat.

THE baker's, or the family *oven*, may often be substituted for the spit, with greater economy and convenience; and for some particular joints and kinds of viands it is even more suitable. A baking dish ought to be in form of a trough, and at least six inches deep, that the meat, *covered* if possible, may in fact stew in its own juices, as it gets little or no basting. But a *pig* must be baked in a shallow tin dish for sake of the *crackling*. The dripping-pan of a *Bachelor's* or *Dutch oven* will answer very well. Prepare things to be baked as for roasting, but season more highly. A *fillet* or *breast of veal*, if not very high fed, will bake as well as it will roast. The oven is equally suitable to a LEG of pork, but a *loin* requires to be *sweated* in roasting—it is too *greasy* when baked. A *pig*, if not very old, and if the baker is

careful to anoint the *crackling*, or if it is covered with beat white of egg, bakes very well. His ears and tail must be put in buttered papers, if you would hope ever to see them return from the oven. Geese and ducks may be baked, if not old and *rank*; in which case, they must either be first parboiled or *sweated* in roasting before the fire, to overcome the flavour. *A leg of mutton*, with potatoes peeled, and an onion shred, makes, when baked, an excellent plain family dish, the mucilage of the potatoes combines so kindly with the fat of the meat.* The noble *Sirloin* disdains to be cribbed in the oven; but a *rump of beef*, spiced and salted for a few days, washed, highly seasoned, and baked with plenty of butter in a deep covered vessel, eats *short*, and is esteemed a delicacy. A *hare* or *rabbit* may be *baked*, allowing plenty of butter in the dish, and putting a large piece or a rich stuffing into the inside of the animal. *Herrings*, *sprats*, *salmon*, *haddocks*, and *eels*, may all be highly seasoned and baked with advantage. Bakers' ovens have one great drawback;—they are accused of being sad suckers in, indeed real sponges for gravy; so that they largely indemnify the bakers' apprentices for the trouble saved to the cook. Besides, meat is seldom got home in season from those wholesale receptacles for all manner of joints; and about the dinner hour, what dismay is often created by the face of the maid,—

“ Who comes with most terrible news from the baker.

. That insolent sloven!

Who shut out the pasty when shutting his oven.”

Hams are often soaked and *baked*, where they are used in great quantity, and where the object is to cut thin.† Fish,

* We have doubly admired this homely dish, the happy artisan's social Sunday dinner, since reading the life of the poet Crabbe.

† A few years since, the proprietor of Vauxhall Gardens lost his celebrated carver of hams, when he advertised for a new operator in that department of harmless anatomy. One of notoriety applied, when the worthy proprietor asked him how many acres he could cover with one fine ham; upon which he replied, “ He did not stand upon an acre or two more or less, but could cover the whole of his gardens with one ham.” On this he was instantly hired, and told he was the very fellow for this establishment, and to cut away for the benefit of the concern and of mankind at large.

To grow a shoulder or leg of mutton.—This art is said to be well understood by London and other bakers. Have a very small leg or shoulder; change it upon a customer for one a little larger, and that upon another for one larger still, and by the dinner-hour, you will have a heavy excellent joint grown out of your original very small one.—P. T.



THIS PAGE IS LOCKED TO FREE MEMBERS

Purchase full membership to immediately unlock this page

SAVE \$3,999,994

Did you know we sell
paperback books too?

To buy our entire catalog
in paperback would cost
over \$4,000,000

Access it all now for
\$8.99/month

*Fair usage policy applies

Continue

oven—for the large expensive joint, which loses both its flavour and succulence in baking, and, at all events, must be eaten cold by the family till it is finished. Such families know nothing of the *pot-au-feu*; they seldom see *soup*, *roots*, or *vegetables*, save perhaps a few potatoes on the *hot* day. The cottage cookery of both rural and urbane Scotland is superior to that of its neighbours, from the *canny* skill of the Scotch in the *potage*, and in the use of roots and vegetables; and this they manage with no additional expense of fuel.

BROILING is not, however, the cookery of the cottage economist; and it is of Broiling we now treat. The state of the fire is the primary consideration. It must be *clear* and *radiant*, consequently free of smoke. A fire half burnt out is best. The gridiron should rather be over long than too short, and ought to be so contrived that it can be placed at the distance of three, four, five, or six inches above the fire. If a gridiron is well polished at first, there can be no good cause for the bars ever becoming black. Let it be always rubbed when put aside, not only bright on the top of the bars but clear of soot and grease between them. The bars should be narrowest at top, that they may not intercept the heat of the fire. It is requisite to have one gridiron for fish, and another for poultry and steaks. The gridiron must be hot through (which will take five minutes) before anything is put on it. It must then be rubbed with a piece of fresh suet, to prevent the meat from being *branded* or sticking to the hot bars. If for fish, *rub with chalk*. Great care must be taken to keep broiled dishes hot, as the smallness of the articles exposes them more to the action of cold than meat cooked in large pieces.

There is great convenience sometimes in *perpendicular gridirons*; and there is a trifling kind made double of strong wire, with a hinge, which permits the steaks, bacon, or fish to be turned by merely turning the implement; and one with a small dripping-pan and hooks. On the small scale of cookery, these are very convenient. They hang before the fire, or lie over it.

P.S.—We have been so often taken in with wonderful, newly-invented frying-pans and infallible gridirons, that we do not venture to recommend any form. We have collected half a garretful of those and other culinary inventions, and

on trial found nearly the whole useless, or little improvement on the old-fashioned utensils.

38. To broil Beef-Steaks.—P. T., Esq.

In England, the best steaks are cut from the middle of the rump. In Ireland, Scotland, and France, steaks which are thought more delicate are oftener cut, like chops, from the sirloin or spare-rib, or edge-bone, trimming off the superfluous fat, and chopping away the bone. Beef for steaks must be killed for from three to five days, or more, to eat *tender*; but it does not require to be kept so long as a large piece to be roasted. Cut the steaks of equal thickness (about three quarters of an inch), beat them to a level—though much beating is not recommended, as it expresses the juices from the meat. Let them be from three to four inches in breadth, and from four to six in length. Rib steaks shape themselves. Trim off the bone. When the gridiron is hot, rub the bars with suet, sprinkle a little salt over the fire, and pepper and lay on the steaks. Turn them frequently with steak-tongs, to do them equally and keep in the juices. When the fat blazes and smokes very much, remove the gridiron till the blaze is past. From ten to twelve minutes will do a steak. Have a hot dish (rubbed with eschalot if you like) placed by the side or over the fire, near the edge of the gridiron. When turning the steaks with the tongs, if there be on the top any gravy that would be lost in turning, drop it quickly into this dish to preserve it. Steaks are generally preferred rather *underdone*. Sprinkle them with a little salt just before they are dished in the hot dish, in which a little eschalot, finely shred, may be put, with a bit of fresh butter, and, if liked, a spoonful of catsup heated in the dish. Turn the steaks over with the tongs once or twice in the dish, squeezing them to express the gravy. Some cooks squeeze the steaks when half-done between plates. Garnish with pickled red cabbage or cucumber, or horseradish scraped as for roast beef.—*Oyster-sauce, Eschalot-sauce, Brown onion-sauce, Eschalot-wine, Carach-sauce, General's sauce, or Miser's sauce.*—Those who relish a well-dressed beef-steak* discard all

* "Ask a dozen healthy men under thirty," said TOUCHWOOD, "what was the very best dinner they ever made in their lives, and I bet from eight to ten of them answer, 'a beef-steak,' and they give you the history

saucers, save the native juices of the meat, with the addition of pepper, salt, and at most a particle, *a soupçon*, of minced eschalot or onion.

of this *unique* regale, generally found on a journey, a pedestrian tour, or fishing excursion. Yes, gentlemen! England may well pride herself on a *bonne bouche* which her rival exhausts herself in vain endeavours to imitate, though she has never yet succeeded in even spelling its Christian name. The *rum'-stik* and *bif-stik de mouton*, are not more unlike in orthography than in quality, to the juicy, delicately-browned, hot, tender rump-steak, which has immortalized the name of this 'CLUB' and of DOLLY. But I am sorry to say that beef-sticks, literally so, are too often met with even in our own island. I have calculated that in the cities of London, Liverpool, Edinburgh, and Glasgow alone, upwards of a hundred thousand young men dine on beef-steaks every day of the week,—students, apprentices, clerks, '*gentlemen of the press*,' and so forth. What a clattering of gridirons here! Now, if our receipt, by instructing the thousands of slip-shod or tidy wenches who dress those messes, tends to keep said youths from taverns and ordinaries, true to the old sober habits of their country—*home-dinners*, I shall not think this page ill bestowed, Dr REDGILL; though you hint that too much time is occupied by simple elementary processes."—The Doctor assured his friend that he held no such opinion, and suggested that the girls attending the *National Schools* ought to be early initiated into these mysteries, as in the admirable French institution at Ecouen, near Paris, which would be conferring a real kindness on those they were destined to serve in future life.—"No spot on earth once," said WINTER-BLOSSOM, "like the OLD FLESH MARKET CLOSE of Edinburgh, for a spare-rib steak; and I believe it has not yet quite lost its ancient celebrity. I never ate one in perfection but there:"—and the old beau related, with much vivacity, the adventures of a night on which he had accompanied to this resort the eccentric Earl of Kelly, and a party of Caledonian *bon-vivants* of the last age.—"But the receipt?" inquired REDGILL, with grave earnestness, corresponding to the magnitude of the subject. "O! neither more nor less than that those taverns were, and are kept by butchers' wives, so that the primest of the meat found, and finds its way there. In the darksome den into which we dived—Luckie MIDDRIE's of savoury memory—hungry customers consumed beef-steaks by wholesale, at all hours of the night and day, or rather of the perpetual night. The coal fire was always in prime condition, and short way between the *brander* and the mouth, Doctor,—served *hot and hot*,—no distance between the kitchen and the hall: before the collop-tongs had collapsed in the hands of the cook, in rushed the red-legged waiting-wench with the smoking wooden platter. Every man held his weapon ready, and his teeth set; trencher after trencher followed.—Ay, this is to eat a steak in perfection. It can be known but once!"—The listening Doctor compressed his lips, and sighed in accordance with this melancholy view of life. There were times—hours of *crudities* and incipient evil digestion—when the hand of a child could have staggered the strongest principles of his culinary belief. The vision of some three pounds of steaks, consumed at a country inn in Somersetshire, with all the vigour and relish of youthful appetite, sharpened by exercise, rose between him and the well-replenished board that now courted his advances; and the Doctor moralized on the vanity and nothingness of all sublunary pleasures, while he handed round the mock turtle soup.

"No beef-steak, after all, equal to that of my friends the Abyssinians," said TOUCHWOOD. The Doctor anathematized the savage and bloody pro-



THIS PAGE IS LOCKED TO FREE MEMBERS

Purchase full membership to immediately unlock this page

Get Smart

Over 2,000 years of
human knowledge in
797,885 volumes

Instant access
\$8.99/month

Continue

*Fair usage policy applies

with a hot gravy, with which a teaspoonful of made-mustard, and a little dry sage pulverized, may be mixed. *Redgill-sauce* or *Sauce Robert* possesses still more *gusto* for thoroughbred pork-eaters.* Stewed cabbage is served with them. *Bacon*, in very thin slices, may be nicely broiled over a slow fire, in a sheet of paper, tucked up in form of a small dripping-pan; or on a toaster before the fire.

N. B.—We would, unless the fire is temptingly radiant and the cook dexterous, recommend that pork-chops be dressed in the American oven before a brisk fire, which will prevent their becoming black, and having the smeary appearance which those dressed on the gridiron too often exhibit; or they may be half-fried, crumbed, and then broiled brown.

42. To Broil Young Chickens and Pigeons.

A BROILED chicken or pigeon is thought lighter than one roasted, and is at least more expeditiously cooked. It is therefore preferred for the sick, or the hungry and hasty. Singe as directed, *Note*, page 87. Pick, wash, and dry it; cut down the back, and truss as for boiling, making it very flat; season with pepper and salt, and place the inside on a gridiron previously heated, and put at a greater distance from the fire than for a steak. This dish will take a full half-hour to cook perfectly, and it is good practice, if the chicken or fowl is large, to boil it for ten or twelve minutes before broiling. The gridiron should occasionally be taken off the fire, and the birds rubbed with butter tied in a muslin rag. Probe with a knife to see if they are done. Place your chickens or pigeons in a hot dish. For chickens, serve parsley and butter, or gravy with mushrooms, or sauce *à la Tartare*. Garnish with slices of lemon, and the liver and gizzard (the latter scored) highly seasoned with

* PORK-CHOPS.—It is related that FUSELI, when he wished to summon Nightmare, and bid her sit for her picture, or any other grotesque or horrible personation, was wont to prime himself for the feat by supping on about three pounds of half-dressed pork-chops.

Though that accommodating Prince, RICHARD CŒUR DE LION, could, as has been seen, eat any thing, all being fish that came in the net, when he was sharp-set, he had, like other epicures, his favourite dish, which was *Porkified Saracen, curried*. On recovering in Syria from an ague, his first violent longing was for pork, which is said to approach nearer to human flesh than any other sort of meat. Pork is indeed "a passionate" food. It tolerates no medium. It must be idolized or detested, whether as fitch or gammon, souse or sausage, brawn or griskin.

pepper and salt, and also broiled. For pigeons—the *sauce* is melted butter, flavoured with mushroom-catsup, or parsley and butter in the dish.

Pigeons may be broiled without splitting. Truss as for boiling, and flatten the breast-bone. Stuff each pigeon with a bit of butter rolled in chopped parsley, and season highly with cayenne pepper and salt. Tie them close at both ends, and turn them frequently over a clear fire, that they may be nicely browned and equally done; or they may be rubbed with egg, and afterwards rolled in bread-crumbs and chopped parsley, and dredged with this mixture while broiling.—*Obs.* Pigeons are not so light, but more savoury, when broiled whole. When a chicken is broiled for an invalid or convalescent, it may be proper to skin it, and to use as little butter as possible. A chicken for an invalid may be *par-roasted*, cut up, and then broiled.—It will sometimes be more convenient to dress chickens as directed for partridges in the next receipt.

43. To Broil Partridges or Moor-game.

HAVING prepared, make them firm in the frying-pan, turning them once. Finish on the gridiron; and serve them in a hot dish, with *Poor Man's sauce*.—*Another good way.* French cooks, after trussing the birds, often cut down the back, flatten the breast, break the leg-bones, *simmer in butter with white pepper and salt*, and finish on the gridiron. If for breakfast to sportsmen, season with cayenne.

CHAPTER V.

FRYING.

Passion, O me! how I run on,
Here's that which should be thought upon;
The business of the kitchen's great,
And it is fit that men should eat,
Nor was it e'er denied.

SUCKLING.

FRYING, if not the lightest, is a very convenient mode of cookery to those who wish to unite comfort with economy; and, certain things premised, it is not difficult of manage-

ment. The frying-fat, be it lard, oil, butter, *dripping*, or top-pot, must not be stale, much less rancid; the fire must not be smoky, and the frying-pan, but not the *sauté-pan* (which our cooks corrupt into the *sooty-pan*), ought to be thicker in the bottom than frying-pans are usually made. Oil, fresh butter, clarified from all foreign substances, pure "British oil," is the most delicate substance in which meat can be fried, as it communicates no predominating flavour. Lard, or what answers equally well, clarified fresh suet, or dripping (the "kitchen-fee" of the Cleikum), are better adapted than butter for fish, eggs, or any thing watery. When butter for frying is clarified, it is not nearly so apt to *burn*, which effect is produced by the water or milk it contains. Fritters and sweet things must have either good butter, or good lard, or, where it can be afforded, good oil. The fire must not be too fierce, nor yet too slack, as fat is susceptible of that intense degree of heat which will scorch whatever is placed in it before the substance to be fried could be heated through; and, on the other hand, if not hot enough, the *fry* will be merely sodden in fat, stewed and not fried. If fish, they would be apt to break, of a bad colour, and have no crispness. Fish are more difficult to fry than meat, from the softness of the fibre. They consequently require a greater degree of attention; they must be thoroughly dry. Have an oval-shaped frying-pan for fish, or, if for large soles, a fish-kettle, as this form requires less of the frying material than one of a round shape. A wire-frame fitted to the size of the pan, and raised about a quarter inch from its bottom, is coming into general use for fish: ascertain the heat of the fat, which must completely cover the fish, by noticing when it ceases to bubble up, or by throwing a bit of bread into it. Fat that has fried veal-cutlets, lamb-steaks, etc., may be used afterwards for fish, if allowed to settle, and poured clean from the sediment; but what is used for fish would spoil meat, though it will answer repeatedly for fish, especially of the same sort, if strained. Frying-fat becomes richer from having meat fried in it; and if carefully taken up, may be used repeatedly. See *Fritters*, *Omelets*, etc., and No. 136. Read Nos. 57, 58. All fries served *dry* are dished on a napkin.



THIS PAGE IS LOCKED TO FREE MEMBERS

Purchase full membership to immediately unlock this page

SAVE \$3,999,994

Did you know we sell
paperback books too?

To buy our entire catalog
in paperback would cost
over \$4,000,000

Access it all now for
\$8.99/month

*Fair usage policy applies

Continue

46. To Fry Beef-Steaks.—Dr R.

FRY in butter, for twelve or fifteen minutes, pieces cut from the best part of the rump or any good joint, of the same size as for broiling. Fry them of a fine brown. The pan may be covered after the steaks are browned, which will render them more juicy. When done, place them in a hot dish by the fire; add to the gravy in the pan a small glass of red wine, and, if you like it, a small anchovy boned, pepper, salt, and a minced eschalot. Give it a boil up, and pour what is clear over the steaks, which, like every fry and broil, must be served hot. Or fried steaks may be eaten with brown gravy, or onion-sauce, or fried onions, served very hot along with them. *Garnish* with pickles or scraped horse-radish. The *wine* may be omitted. Potato-fritters or plain small dumplings are a good accompaniment.

47. Scotch Beef-Collops with Onions, or "Collop in the Pan."—M. D.

CUT the meat rather thinner than for broiling; make the butter hot, and place the collops in the frying-pan, with about the proportion of a couple of middle-sized onions sliced to each half-pound. If the butter be salt, pepper is used, but no additional salt. Brown, and then cover the pan with a close lid. When done, the collops may be drawn aside, and a little oyster-pickle or walnut-catsup and boiling water added to the onion-gravy sauce in the pan. Dish and serve hot.* Ten minutes will dress them.

48. To Fry Veal-Cutlets, English and French Way.

CUT slices about half an inch thick from the fillet, back-ribs, or loin. If not equally cut, level them with a cutlet-bat, and shape round, about the size of the mouth of a large tea-cup. Have plenty of lard or fresh butter to fry them in, not dripping, which is not so suitable to white meats. Keep the pan at a good distance from the fire, if the cutlets be thick; when browned on both sides of a

* This national dish possessed rather too much *gusto* for JEKYLL; but the Doctor admired it exceedingly, and even suggested that, independently of the collops, this was an excellent method of preparing *onion-gravy*, which only required the addition of a little red wine and lemon juice, to those who like an acid relish, to be a complete sauce.

light golden-tinged brown, the pan may be held higher above the fire and covered. Have ready some gravy made thus: A quarter-pound of the skins, bones, or trimmings of the cutlets, a blade of mace, the head of a young onion, a sprig of parsley, a good bit of lemon-peel, six white peppercorns, a bay leaf, if the flavour is liked, and a pint of water, which may boil down one-half; add fresh butter, the size of a large walnut, rolled in flour, or white *roux*. When this gravy is thickened, strain, boil again, and pour it hot over the cutlets, which must be served very hot. This sauce may be made *brown*, by the addition of a little walnut or mushroom catsup. *Another Way*.—*Veal cutlets* may be more highly dressed by brushing the slices with beat egg, and strewing over them a mixture of bread-crumbs, parsley, and lemon-peel chopped very fine, and a scrape of nutmeg. They must be fried in plenty of butter. When the *cutlets* are done, place them before the fire in a hot dish, covered, and to the gravy in the pan add veal-broth or gravy, and white *roux*, or a few little bits of butter separately rolled in flour; let it boil and thicken; add a little lemon-juice and white pepper, skim the sauce, and pour it over the cutlets. Where the flavour of lemon-thyme is liked, a sprig of it makes a grateful addition to sauce for veal-cutlets. *French way*, which the French call the English:—Cut nice small cutlets from the neck, skinning and trimming them from fat. Egg, crumb, and fry them. In another pan fry as many delicate slices of bacon as you have cutlets. Dress round on a very hot dish, a cutlet and a slice of bacon laid edgeways on each other, and pour hot mushroom-gravy into the centre. See Nos. 640, 641, 642, and *Scotch Collops*, in Chap. *National Dishes*.

49. Lamb or Pork-Chops

ARE fried in same manner as veal, and either plain or egged,* rolled in bread-crumbs, and when dished, *garnished* with slices of *lemon*, or *crisped parsley*. PORK-CHOPS may be fried as above, dipping them after they are egged in a

* "To egg,"—to smear with beat egg, or dip in egg,—is an approved kitchen verb, from which TOUCHWOOD derived the Scotch phrase, to "egg up," or "egg on," *incite*, *urge*, or *stimulate*—the appetite. Dr REDGILL had grave doubts as to this etymology. "To onion" is another buttery verb, which deserves to be more generally known.

mixture of chopped onion, sage, and bread-crumbs.—*Obs.* Care should be taken to have all *chops*, *steaks*, and *cutlets* of a good shape; neatly *trimmed*, and beat out to equal thickness, when not at first cut smoothly and equally.

50. To Fry Fresh Sausages.—Dr R.

WHETHER pork, veal, or beef sausages, they are best fried in the same way, viz. slowly, that they may heat to the heart without bursting. Sausages ought to be dressed fresh, more especially those that are bought at cooks' shops, where it is the practice to put the crumb of fresh roll soaked in a certain proportion of water into them, which immediately ferments and turns the sausage-meat sour. Very little butter or lard is required to fry pork or beef sausages; veal must have more. If in danger of bursting, they may be pricked with a darning-needle; but if gradually heated, unless they are fermenting, this precaution will not be necessary. They must be lightly dredged with flour to froth them, and drained from the fat, by lying, on a dish before the fire. They are sometimes boiled, and frothed before the fire. Serve on a toast.—*Obs.* Sausages were wont to be fried with apples, pared, cored, and quartered; and garnished and served with the same: the practice is nearly obsolete. Poached eggs and fried bread, mashed, roasted, or scalloped potatoes, or stewed red cabbage, are more suitable to this rich and savoury dish. With *Turkey*, *fowl*, or *veal*, sausage is often more acceptable than even tongue or ham. To make *Sausages*, see the Index.

51. To Fry Eggs with Bacon Ham or Sausage.—P. T.

BUT for this homely dish, many an honest traveller would go without his dinner. The general fault is, that the bacon is often too hard, and cannot be cut into proper slices; to steep the slices even for a few minutes in lukewarm water would tend to remedy one defect; they must then be dried in the folds of a cloth. The colour of eggs is very easily hurt; so be sure that the frying-pan is delicately clean. This, in all cases, is best known by melting a little fat in it, pouring it out, and wiping hard while the pan is still hot. Let the bacon be nearly fried, draw it aside, and if the fat look in the least dark or burnt, pour it off, and, if nice cookery is wanted, let fresh material get hot



THIS PAGE IS LOCKED TO FREE MEMBERS

Purchase full membership to immediately unlock this page

Get Smart

Over 2,000 years of
human knowledge in
797,885 volumes

Instant access
\$8.99/month

Continue

*Fair usage policy applies

54. To Fry Calf's Liver and Bacon.

CALF'S liver is fried as above. When nearly done, or better in a separate pan, fry the bacon. Dish with a slice of bacon laid on each slice of liver; or they may be dished separately. Serve a little thickened gravy with a squeeze of lemon. Garnish with crisp parsley.—*Obs.* Sound ox-liver and bacon, done as above, make a good, *cheap*, but coarse dish. So do mashed potatoes, with fat bacon fried.

55. To Fry Venison Collops, Scottish.

CUT nice steaks from the haunch, or slices neatly trimmed from the neck or loin. Have a gravy drawn from the bones and trimmings, ready thickened with butter rolled in lightly-browned flour. Strain it into a small stew-pan, boil, and add a squeeze of lemon or orange, and a small glass of claret.* pepper to taste, a salt-spoonful of salt, the size of a pin's head of cayenne, and a scrape of nutmeg. Fry and dish the collops hot, and pour this sauce over them. A still higher *gout* may be imparted to this sauce by *eschalot wine*, *basil wine*, or *tarragon vinegar*, chosen as may suit the taste of the eater. If these flavours are not liked, some old venison-eaters may relish a very little pounded fine sugar and vinegar in the gravy, and currant-jelly may be served in a sauce tureen. *Garnish* with fried crumbs. This is an excellent way of dressing venison, particularly when it is not fat enough to roast well.—For *Venison Minced Collops*, see *National Dishes*.

56. To Fry Tripe and Cow-Heels.

TRIPLE must be boiled as in No. 16, cut in pieces not too large, and dipped in a batter made of flour and eggs, with a little salt and minced onion, if you like, and fried for seven minutes of a rich pale brown.—*White Onion-sauce*.—*Obs.* Cow HEEL is cut into neat pieces, egged, rolled in crumbs, fried, and served in the same manner. The Club were not partial to these fries. They to a man preferred plain boiled tripe, or tripe fricasseed with a white sauce.—See *Potted Heel*, *Irish*, *French*, *Birmingham*, and *Glasgow Tripe*.

* Claret, of all the red wines, is that, in general, best adapted to the use of the cook; for higher flavour, Burgundy is preferred, yet white wines are those generally used; Champagne, Madeira, and Sherry especially, which are best adapted to white meats and fish.

57. To prepare Crumbs for Crumbing and Frying, and to Fry Crumbs and Parsley.

TOAST carefully in an American oven thin slices of bread with the crust off; or, better, place it for a night in a cool oven to be *bis-cuit*, *i. e.* twice baked; when very crisp crumble and roll or rub it down into fine crumbs for things fried, or to dredge hams, bacon, or frying fish with. To fry parsley, have the frying-pan well filled with very hot dripping or lard. Have young parsley nicely picked, washed, drained, and then rubbed lightly between the folds of a cloth to dry. It must be fried quickly to get crisp. The moment it is done lift it with a slice, and place it before the fire on a sieve reversed, to drain and become more crisp; or it may be crisped in a Dutch oven before the fire. There is now a useful wire basket, for holding parsley while frying. Parsley fried is used for garnishing lamb-chops, liver, or any meat dish to which the flavour of parsley is suitable. Many things are served on fried parsley. (See *Dried Herbs*.)—BREAD-CRUMBS are fried and drained in the same manner, taking care that the fat is perfectly clear and transparent, and that the bread is not burned. Sippets cut thin may be stamped out with pastry stamps in the form of stars, the Maltese cross, triangles, diamonds, paper-kites, cocks'-combs, etc., etc., and nicely fried and drained before the fire to serve for *garnishings*. Fried bread and crumbs are useful articles for garnishing, as they never fail, when well done, to be eaten with the dish they are employed to ornament.

Another Way.—Fry in a wire basket; or, as a substitute, in a colander held among the frying-fat. Crumbs will thus be easily lifted when dry and firm. Parsley fried may be afterwards dried in the oven.

58. To Fry Herbs to serve with Bacon and Eggs, or Calf's Liver.

TAKE two handfuls of spinage, a bunch of parsley, and a few chives or young onions. Pick, cut, wash, drain, and stew them slowly in a very little broth and butter, taking care they do not burn. They may also be fried in a net, or wire basket, placed in the frying-fat.

N.B.—*For frying Fish*, see No. 136.

CHAPTER VI.

BROTHS, SOUPS, AND GRAVIES.

C'est la soupe qui fait le soldat.

French Proverb.

Soup has been aptly termed the vestibule to a banquet. We call it the safest foundation to the principal repast of the day, whether it be a Cottage or a Cabinet dinner. With this belief we hold as maxims, that the French take the lead of all European people in *soups* and *broths*; that the Scotch rank second, the Welsh next; and that the English, as a nation, though with many honourable exceptions, are at the very bottom of the scale; and, farther, that if soup be the foundation of a good dinner, it is equally true that good *beef* is the best foundation of the best *soup*. Whether brown or white, plain or rich, the basis may still be beef,—fresh-killed, juicy, mature beef, and soft pure water.*

* “We of Scotland,” said WINTERBLOSSOM, “probably owe our superiority in this department to our long and close alliance with that nation which has ever been most profoundly skilled in the mysteries of the soup-pot. That Scotland is indebted to France for the proficiency she has attained in cookery, is abundantly evident from the culinary nomenclature of the nation. Kitchen—*Cuisine*—the word with us comprehends every kind of viand or preparation which may add to the relish of the coarse cake, and the decoction of oatmeal and coleworts, which formed the staple of the dinner meal. A peasant’s butter, cheese, fish, meat, and so forth, are still named his ‘*kitchen*.’ Then we have the *hachi*—the soup *Lorraine*, and *à la Reine*, the *veal Flory*—or Florentine pie—our *broche* and *turn-broche*, and our culinary adage, ‘*Hunger is gude kitchen*.’”—“If you go on at this rate, you will soon reduce your nation to their original brese and haggis,” said JEKYL; “for you recollect that your skill in cabbage and coleworts is attributed to Cromwell’s soldiers.”

“Little or mickle,” put in Mistress DODS, a true-bred Border Scot, who would not yield an inch of the kitchen-floor to France or England, “we mak’ better use o’ what little skill is accorded to us, it’s like. I have heard them say that should know, and that’s the Nawbob himsel’ there, that there is thousands upon thousands o’ working-men’s houses in Lunon whar they ne’er saw a broth-trencher, let-a-be a pot o’ fat kail:—Cauld, comfortless, wasterfu’, gude-for-naething gangings on, for man, wife, and wean. Their roast joint,—set them up!—scouthered to a cinder in a baker’s oven,—a hunger and a burst,—dear bought at first, and a short outcome for a working-man’s family, compared with two or three pots-fu’ o’ gude barley broth from the same joint of meat.”

“Even too true, Luckie,” interrupted the Nabob; “this must be cared for. The Scots may, or did fail in a great dinner, Doctor,—no doubt of it;



THIS PAGE IS LOCKED TO FREE MEMBERS

Purchase full membership to immediately unlock this page

SAVE \$3,999,994

Did you know we sell
paperback books too?

To buy our entire catalog
in paperback would cost
over \$4,000,000

Access it all now for
\$8.99/month

*Fair usage policy applies

Continue

- IV. A sufficient quantity of common salt to facilitate the separation of the blood and slime that coagulate under the form of scum.
- V. In the early stage of the process such a degree of heat as will throw off the whole scum.
- VI. Afterwards a lower, but an equal temperature, that the soup may *simmer* gently till the substances employed, whether nutritive, colouring, or flavouring, are perfectly combined with the water, according to their several degrees of solubility.

Besides observing these rules, use the softest water, and let the cook read the observations prefixed to the Chapter on Boiling, and attend to the following hints:—Some soups are very good when made the day before they are to be eaten, as the top-fat can be removed in a cake, and they can be cleared more effectually, and also attain more complete consistence, where a thick body is required (*Scotticè*, lithiness), without losing their flavour; but they need not be seasoned till wanted, and should then be slowly heated to the boiling point. If permitted to boil, most re-warmed soups will lose part of their flavour; and in stew-soups the meat will harden. Excellent judges differ on this point. Many think every hot preparation best when fresh-cooked,—and soups of the number. Of the kinds that will keep, and that may be prepared beforehand, are brown-soup, hare-soup, soup of game of any kind, giblet-soup, and generally all soups made of the meat of animals of mature growth. Soups into which vegetables and young meats enter in any quantity, are best when fresh-made, as these things have a tendency to ferment. This holds especially of veal and fish soups. This tendency may be partly checked by boiling them up, and changing the vessels. In re-warming all previously-made *soups, broths, sauces, and gravies*, if they cannot be heated by steam, or by the vessel containing them being completely plunged into a stew-pan of boiling water, or a *bain marié*, particular care must be taken that they are not *smoked*. The fire must be clear, and the lids close; for things re-warmed are more liable to be smoked than during their first preparation. Soups and gravies are best kept in earthen or stone ware vessels. They must not be covered till quite cold; and when cold and covered,

vegetable soups, etc., may be plunged into a trough or large vessel of spring water. Where there is no ice-house this is a good way to keep cream or milk sweet. The wicker-work boxes or baskets, lined with charcoal, used in hot climates, might often be useful at home to preserve meat, ices, etc. When soup is to be finished or warmed, take off the cake of fat which settles on the top, strain, and hold back the sediment.

Give all soup ample time in preparing. From four to six hours is not too much; but the finer flavouring ingredients for soups, gravies, or made-dishes, need not be added, save for the length of time necessary to blend the various *zests* into one harmonious *relish*, without exposing them to that degree of continued heat which drives off their subtle essence. This observation is peculiarly applicable to cat-sups, aromatic spices, wines, flavouring vinegars, lemon and orange juice, etc.; and a much smaller quantity of these costly ingredients would answer the purpose if it were attended to. In certain cases it is proper to put in the half of these ingredients at an early stage of the process, that the flavour may be intimately blended with the preparation, adding what remains to give *piquance* near the conclusion. In English books on cookery there is often too much wine ordered for soups, and sometimes too little meat. The former error is the less dangerous, as what is levied from the cellar may not always find its way to the soup-pot. Roots, bread-raspings, or barley, for plain common soups, ought to be put in as soon as the pot is skimmed, when the roots are merely intended to thicken and flavour the soup. When to be cut in pieces and served in the broth, an hour's boiling is generally enough for carrots, turnips, onions. Many things are used to thicken and give consistency to common soups; not the worst is the flour of oatmeal; but arrow-root, rice-flour, or rice, potato-flour, pearl-barley, and bread are each excellent. When the soup or gravy is too much *boiled* down, the waste must be supplied with *boiling* water or broth; and though in general we strenuously recommend close-covered pots, yet when the soup is watery and weak, the lid may be taken off till the watery particles evaporate; for *thickening* gives consistency but not strength. It facilitates the operation, if meat for soup or gravy be cut into pieces of about a half-

pound each ; and it improves the colour, if the meat, onions, and carrots be browned with a bit of butter at the bottom of the soup-pot, or digester, before the water is added to it.* The only objection is, that by these means the removal of the scum is not so complete as is necessary to the rock-crystal transparency of clear soups. SCOTCH BROTH made of fat meat may have a larger proportion of greens, leeks, cabbage, or whatever *green* vegetable is used, than lean meat. The best plain *browning* for high-flavoured soups, sauces, gravies, etc., is red wine, soy, or mushroom or walnut catsup. Where these are not admissible, use crusts of bread well browned, brown *flour* or browned oatmeal where thickening is required, with the meat browned in the pot before putting in the water, and the onions fried a fine deep brown. But a more elegant because paler tint is simply got by the carrots, the black peppercorns, and the skins of the onions, which should be topped, tailed, and washed, but not peeled before being put to the soup. (See *Browning for Soups and Made - Dishes.*) — To improve the colour, many cooks sacrifice the flavour of their soups. *Burnt* meat or bones, and even *burnt* sugar or treacle, are condemned by us.

The cook is entreated to bear in mind, that the beauty of all clear gravy *brown* soups consists in *transparency*, united with richness and flavour,—to obtain which skim carefully and simmer slowly ; and of *white* soups, and fish and vegetable soups, in the goodness of the desired colour, and in fulness or *velvetiness* on the palate.

Soup may be made in an infinity of ways. There is no end to the combinations of meat, game, fish, herbs, roots, spices, and mucilage, with water ; but the basis of the best soup, whether expense is either an object or no object, is, as we have said, *beef*,—fresh, full of juices, mature, succulent, but not too fat,—the lean parts of an equally fattened animal. For this *Primary* soup we give the following tried and approved receipt :—

* To this previous slight drawing out of the juices without much or any water, we are inclined to attribute not a little of the superiority of French soups and stews. Some French cooks, to regulate the flavour of soups more exactly, boil the roots, herbs, and vegetables separately to a mash, and then squeeze them and add the juice, till the desired flavour is obtained.



THIS PAGE IS LOCKED TO FREE MEMBERS

Purchase full membership to immediately unlock this page

Get Smart

Over 2,000 years of
human knowledge in
797,885 volumes

Instant access
\$8.99/month

Continue

*Fair usage policy applies

tables, or on different days.* The stock being made, the cook is now in possession of a *floating capital* subservient to many purposes.—See Nos. 582-4.

60. Stronger Stock,

The Consommé of the French Kitchen.

THIS is the same thing, only stronger than the former broth. Take a large old fowl, or a cock, a large knuckle, or a good piece of the leg of veal, a piece of juicy beef, and any game you have to spare; put four ounces of butter in a stew-pan, and then the cut meat; moisten with a pint of stock, No. 59; let it catch the fire till the juices are drawn; then add more first stock in the proportion of a pint to the pound of meat; skim, season with a carrot, two or three onions, two cloves, some parsley, and a head of celery. Let the fowl only boil till enough done for the table, and the knuckle of veal only till done. Then again skim and carefully strain this *consommé* through a fine sieve.—N.B. Ham is often ordered for these stock-broths; but unless for gravies, to enrich ragouts, or to make certain sauces, it is seldom employed. Indeed, it is more suitable to savoury gravies than to the bland, elementary liquid, from which mild soups and sauces are to be made.

61. Richer High-Flavoured Stock.

LINE a well-tinned stew-pan with slices of good ham; over this place slices of veal from the thick of the knuckle, and a fowl or brace of game cut to pieces. When the meat has been *sweated* over a slow fire till the juices have formed a *glaze*, moisten the whole with a quart and a half of strong stock, and season with chopped mushrooms, parsley, green onions, a blade of mace, and two cloves. Strain and thicken it, when stewed, with white or brown thickening, and keep to use in cooking.

62. Very Strong Stock,

The Grand Consommé of the French Kitchen.

MAKE this exactly as Second Stock; but, if convenient,

* For hotels, clubs, regimental messes, etc., these hints are valuable; for each of these dishes, besides causing no loss, will actually be more rich boiled in the stock-pot, than if cooked separately. A fowl *au gros sel*, means one sprinkled, when dished, with grains of large bright salt.

use more veal and poultry and less beef. This is the basis of many French sauces, and clear gravy-soups.*

63. Clear Gravy-Soup,

The Basis of many of the Soups mentioned afterwards.

HAVE eight pounds of a shin of beef, chopped across, a knuckle of veal, or a scrag of mutton, with any fresh trimmings the larder can furnish, and a piece of lean ham, if the ham-flavour is admired. Heat and rub hard a nicely-tinned stew-pot; melt in it some butter, or rub it with marrow. Let the meat, with a carrot, a head of celery, three onions, and a turnip, each sliced, *catch*, but not burn, over a rather quick fire; then add five quarts of soft water. Carefully skim, as formerly directed. When skimmed, throw in a pint of cold water to refresh it, and take off what more scum is detached till it become quite limpid. If the soup is not sufficiently transparent, it may be clarified.† But careful first cookery is much better than second processes, which hurt the flavour. Let the stew-pot simmer slowly by the fire for four hours (without stirring it any more from the bottom) till all the strength is obtained, but not so long as to cause the soup to become ropy. Take it off and let it settle; skim off the fat, and strain off

* French cookery is imagined to be a very complicated affair. It is, in fact, more easily understood than our own, because its principles are more fixed, and its language more *scientific*. The *Beauvillerian*, the *Udean*, and *Vergean* systems are laid down as clearly as the Linnæan. Modern French professors have a few grand sounding names which they bestow on elementary gravies and sauces, as *Espagnole*, *Grande Espagnole*, *Espagnole Travaille*, *Italienne Blanche*, *Italienne Rousse*, etc., and these, once defined and properly understood, remain ever the same. Our sauces, like our native melodies, are so overlaid with everybody's variations, that it is difficult for the most correct ear or the most discriminating palate to recognise them. And along with all our culinary deficiencies, our cookery-books give double the number of transmogrified and unintelligible receipts that are to be found in the bulkiest French systems. On their comparative value I do not pronounce.—H. J. We must add, that of late French cooks, like French milliners, have become most perplexingly inventive of fine names; as the same dish will have twenty different names given by twenty different *artistes*, though it remains the selfsame preparation.

† *To clarify stock of all kinds.*—Take the white and shell of one egg for every quart, and for each egg and its crushed shell, add a large wine-glass of cold water. Whisk this well, and add gradually as much or more of the boiling stock, still whisking. Pour this mixture to the boiling stock, and continue to whisk briskly till the whole is on the point of boiling, when remove from the fire, and let the stock remain ten minutes, or till the eggs fully separate: Strain carefully.

gently what flows freely through a tammy.—*Obs.* This clear soup (for it must be very clear) is served under many different names; as, *Vermicelli*, if with this paste separately boiled and put to it, when ready to serve; *Carrot-soup*, if with the red of boiled carrots cut in delicate straws; *Turnip-soup*, with turnips scooped; *Celery-soup*, *Asparagus-soup*, *Green Pease-soup*, etc., by adding the ingredient which gives the name.—These additions are usually separately cooked. When all or the greater part of these vegetables, stewed and carefully rubbed through a tammy sieve, are added to a strong gravy-soup, you have exactly the French *Crecy-soup*. A good French cook would, however, after chopping the roots, etc., first stew them in top-fat, or butter. The French generally have their turnip-soup *white*, their carrot-soup *brown*. Sippets are requisite to the *Potage à la Crecy*. With chopped lettuce and sorrel this *Crecy-soup* makes *Soupe à la Faubonne*.

64. French Brown Soup, or La Brunoise.

To clear amber-coloured gravy-soup put carrots and turnips, cut in dice, straws, or like very small pears, with a root-cutter, and first fried and drained, if young, but if old par-boiled. Soak toasted sippets in a basin of broth, and slip them into the tureen after the soup is dished, lest they crumble down and destroy the brightness of the soup. *This is proper whenever bread is used.* Skim off any film of fat from the tureen, and serve.—*Obs.* Cut boiled leeks and celery in fillets like very fine straws of an inch and half in length, and cooked carrots, the red only, in thin straws, and turnips in thin slices, stamped with small pastry stamps, the whole boiled in the soup for a few minutes, and you have *Julienne-soup*. The roots cannot be too delicately cut, and too many of them are considered vulgar. A teacupful will do for a large tureen. The carrot and celery may be cut round and round in ribbons.

SPINAGE-SOUP—A very elegant and favourite mild soup *à la Française*, is made by gently slipping a few balls of spinage, the size of small eggs, into a tureen of clear golden brown soup: the sparkling emerald green of the spinage contrasting beautifully with the brilliant topaz hue of the soup. See *from Nos. 607 to 618, French Soups.*



THIS PAGE IS LOCKED TO FREE MEMBERS

Purchase full membership to immediately unlock this page

SAVE \$3,999,994

Did you know we sell
paperback books too?

To buy our entire catalog
in paperback would cost
over \$4,000,000

Access it all now for
\$8.99/month

*Fair usage policy applies

Continue

that time. When the stock is well tasted, strain it off. It will form a jelly. When to be used, take off the surface-fat, clear off the sediment, and put the jelly into a stew-pan nicely tinned; boil for a half-hour, and serve on a couple of rounds of a small French roll; or with macaroni previously soaked, and stewed in some soup till perfectly soft; or rice or vermicelli. *This is plain White Soup.* It is raised to LORRAINE soup as follows:—Take a half pound of sweet almonds, blanched (that is, scalded and the husks rubbed off in a cloth), the yolks of three hard-boiled eggs, and the skinned breast and white parts of a cold roast fowl; beat the almonds to a paste in a mortar, with a little water to prevent their oiling; mince very finely the fowl and eggs with some bread-crumbs. Add to this *hash* an English pint or more of the stock, a bit of lemon-peel, and a scrape of nutmeg; bring it to boil, and put to it a pint of boiling cream, and the rest of the stock. Let it be for a considerable time on the very eve of boiling, that it may thicken, but take care it does not boil, lest the cream curdle. Strain through a sieve. Two yolks of eggs beat may be substituted for half the cream.

68. Potage à la Reine, or Victoria Soup,

The fashionable White Soup.

TAKE a couple of large or three small fat pullets; clean and skin them: take also two pounds or more of veal cut into pieces, and a half pound of lean ham; put these together into a very nice stew-pan, with a bunch of parsley, and moisten them with clear boiling veal broth. Let this stew softly for an hour; then soak in the broth the soft part of a penny roll; cut the flesh off the breasts and wings of the chickens; chop and pound it to a paste in a mortar with the hard yolks of two eggs, the soaked crumbs, ten sweet almonds and three bitter, all blanched. Rub the compound into the soup; strain the whole; and add gradually a quart of sweet cream brought to boil by itself; boil it up, stirring till served. It may be further thickened, if needful, with arrow-root. The seasoning should be mild; and a bit of sugar is an improvement. COW-HEEL or CALF'S FEET make a good *White Soup* stock. Rabbits may be economically substituted for chickens, and shin of beef for veal.

69. Plain Onion-Soup.

CHOP a dozen large mild onions, and stew them in a small stew-pan with butter; stir them about with a wooden spoon, let them cook very gradually and not get brown. Put to this some very strong stock-broth, well seasoned; add pepper, cayenne, and salt; and, if nicer cooking is wanted, strain the soup, and put to it a pint of boiling cream.

70. Superlative Onion-Soup.

HAVE a proper quantity of well-seasoned, clear brown gravy-soup, in which a double proportion of onions and a fagot of seasoning herbs have been boiled. To this, when strained, put a dozen middle-sized onions, sliced and crisply fried; let these stew gently in the soup, not to crumble the slices; season with white pepper and cayenne, and serve with toasted sippets in the tureen. Button onions, cooked as for garnishing *bouilli*, No. 262, etc., may be used instead of large ones fried; and for those who like a full-tasted soup, this may be thickened with rice-flour, or the pulp of pease. It may, if liked, be simmered till the onions, both in substance and flavour, are thoroughly blended with the soup.—*Obs.* The *gusto* may be heightened and the flavour varied to suit the palate of the consumer. Curry-powder was a favourite addition of the Nabob, and also a spice of ginger, which made a sort of imitation Mullagatawny, superior to the original, to those who dislike *fork-soups* and *stew-soups*. Dr REDGILL heightened the flavour of his onion-soup with mushroom-catsup, or eschalot. As the taste for onions and garlic,* like that for olives, piquant sauces, and peppers, increases with age, we do not, in any case, fix the precise quantity to be used, but merely give the medium. Some cooks thicken onion-soup with a *liaison* of the yolk of two or three eggs well beat and whisked into the soup before it is dished, or with cream, as in last receipt.

* Onions are supposed to possess a considerable quantity of nourishment. It is even asserted, that no substance of only equal bulk affords so much. This is at least doubtful. Onions in their raw state are much relished by some persons, while others find them wholly indigestible: they are very generally acceptable in soup or sauce. They used to form the favourite *bon-bons* of the Highlander, "who, with a few of these and an oat-cake, would," says Sir JOHN SINCLAIR, "travel an incredible distance, and live for days without other food." The Egyptians adored the Onion nearly as much as the Ox: and the Spaniards have the same fondness for

71. Onion-Soup Maitre,—good.

CHOP and fry in butter a dozen large onions, two heads of celery, and a large carrot and turnip sliced. Pulp the roots through a tammy, and put them to two quarts of boiling water thickened with six ounces of butter kneaded up with rice-flour, and seasoned with salt, mace, and white pepper. The crumb of two penny loaves may be boiled in the water instead of the rice-flour, but it must then be strained. Add bread-sippets fried in butter, and thicken with the beat yolks of four eggs.

72. Potage à la Clermont,

An elegant Onion-Soup.

BROWN a dozen small silver onions cut in rings, of a nice golden tinge, and drain them; cook them lightly in a little broth, and stew them for twenty minutes in clear gravy-broth, coloured with veal jelly-gravy, which is an excellent material for colouring soups or sauces. Serve with toasted sippets previously soaked in the tureen.

73. Vegetable Marrow, Jerusalem Artichoke, and other Vegetable Soups.

TRIM and slice nice young Vegetable Marrow. Stew it in veal or fowl broth. [The liquor in which a young turkey is boiled is an excellent basis for vegetable and paste soups.] When boiled almost to a mash, press the marrow through a sieve; add boiling cream or whisked yolk of an egg when nearly cooked. Grated cocoa-nut is a good addition. Add white pepper and salt to taste. The soup may be dished on toasted sippets. Under the head Vegetable Soups, or *Potages*, the French comprehend an endless variety of preparations, many of them *maigre*. Under it might also be

this pungent root, whether to give savour to their rich dishes, or raw, to relish the crust from the wallet, and the draught from the brook, which form the gay repast of the poor and light-hearted sojourners one likes so much to meet with in the Spanish novels. The Scotch peasants seasoned their *chappit* potatoes with shred onion, and sometimes their *brose*; and the grave and high authority of Mrs HANNAH MORE recommends “an onion from their own garden, which makes everything savoury and costs nothing,” to the poor of England. “Soupe à l'oignon” is thought highly restorative by the French. It is considered peculiarly grateful, and gently stimulating after hard drinking or night-watching, and holds among soups the place that champagne, soda-water, or ginger-beer, does among liquors.



THIS PAGE IS LOCKED TO FREE MEMBERS

Purchase full membership to immediately unlock this page

Get Smart

Over 2,000 years of
human knowledge in
797,885 volumes

Instant access
\$8.99/month

Continue

*Fair usage policy applies

paste is here ready prepared in stars, rings, Maltese crosses, etc., etc., it needs no cutting, and looks very pretty.

Semoulina-Soup.—*Semoulina* is an excellent preparation of the finest wheat. Make the soup as *Vermicelli* above; but more of the *Semoulina* may be used, and it must also be dropt carefully and by slow degrees, not to get into lumps; to prevent which, stir diligently till it is ready, which will be in from twenty to thirty-five minutes. *Semoulina* makes an excellent pudding: *Soujée* and *Manna-croup* are very similar to *Semoulina*, but are chiefly used for the food of infants and invalids. All these soups form elegant *potages*, when made with clear, colourless gravy; or if thickened, and boiling cream gradually added, when about to be served.

Sago and Tapioca.—*Potages* are sometimes made with these substances: wash, drain, and stew them in gravy-soup, or whatever sort of rich stock you choose; good fresh broth in which beef, mutton, or veal has been boiled, answers very well. *Sago* must be simmered for an hour, and *tapioca* rather longer. Both first soaked for an hour. If a thick *potage* is wanted, give two ounces to every quart of soup; if a fine soup, add wine and sugar to taste to the usual seasonings.

Obs. All of the above soups may be made in a *higher style*, with rich and very clear veal or fowl gravy-soup: or cheaply and plainly with any kind of fresh broth that would otherwise be lost. The French often serve *Quenelles* of chicken, etc., in them. Grated *Parmesan* should accompany all the paste-soups.

Imitation of Italian Pastes and Nouille.—If not so fine as the original pastes, these have the advantage of being much cheaper, and are sure to be *fresh*. Make a paste with the yolks of half-a-dozen eggs, and the whites of two, and as much of the very finest dry flour as it will take to knead, and roll out smoothly. Work it well, that it may be tenacious; roll out as thinly as possible; cut into fillets about an inch and a half wide; dust and rub these strips with flour: and laying them on paper, four or five above each other, cut into the thinnest straws or fibres; or it may be stamped out like the *Cagliari* paste with fine pastry-cutters. Separate the strips or shapes of paste, and dry them till pretty firm, when drop gently into boiling soup (like

broken vermicelli), and, taking care they do not run together, boil for ten minutes and serve the soup. Good French cooks put nutmeg and white pepper to the paste. Rased *cocoa-nut* we consider a fine ingredient in these soups if made as white *potages*; and if *cocoa-nut* is used in white soup, made of veal or fowl stock, it takes a name from the nut, and is *Cocoa-Soup*. Cream *should* be added, and wine *may*, with sufficient cayenne, and a bit of sugar.

75. Green Pease-Soup,—*Maigre*.

HAVE shelled fully three pints of fresh-gathered marrowy pease. In shelling, separate the old from the young. Melt half a pound of fresh butter in a stew-pan, put to it four imperial pints of boiling water, a slice of bread, a quart of shelled pease, using the old ones, some roughly-chopped green onions, spinage, and green lettuce, salt, and two dozen corns of white and Jamaica pepper. Stew till the pease will pulp back into the liquor from which they are strained; or they may be pounded in a mortar. To this add a pint more of young pease, the white of a lettuce chopped, and, if approved, a sliced cucumber, first sprinkling the slices with salt, soaking and draining them. If the soup is thought too thin, add arrow-root or rice-flour; if too *maigre*, allow more butter; if not green enough, add a little spinage chopped, or a glass of green spinage-liquor, made by par-boiling and squeezing the vegetable. Stew for half an hour, but do not let the soup boil, or the green colour will become a tawny yellow. Green shred mint in a very small quantity may be added to flavour the soup five minutes before it is dished. Serve with dice of fried bread.—*Obs.* This summer soup may be made *gras* from the liquor in which chickens, lamb, fowl, veal, or mutton have been boiled. If the pease are not quite young and sweet, a little sugar may be employed, and consequently less salt. Pease, fresh gathered and quickly cooked, are as superior to those exposed in the market as is a fresh-caught herring or mackerel from one two days old. *Chantilly Soup* is made by boiling for a minute or two a *purée* of these delicate pease in seasoned stock.

76. Green Asparagus-Soup.

MAKE this as No. 75. Slice and pulp the thick part of the cooked asparagus; put the other part, cut into nice

points, and dressed, into the strained soup before serving ; or substitute fried bread cut into dice.—*Obs.* Adding *consommé* to cold dressed young pease (*petits pois*) or asparagus, will, with thickening and seasoning, make a good and economical extempore *Potage*.

77. An excellent Soup,—*Maigre*.

MELT a half-pound of butter very slowly, and put to it four onions sliced, a head of celery, and a carrot and turnip cut down. When the vegetables have fried in the butter for a quarter of an hour, and are browned on all sides, put to them nearly three quarts of boiling water, and a pint and a half of young pease, with twelve white and Jamaica peppercorns. When the vegetables are quite tender, let the soup stand to clear from the sediment, and strain it into a clean stew-pan. If not yet sufficiently transparent, let it stand an hour, and turn it carefully over. When it boils, put to it three onions shred, or five young ones ; a head of celery cut in fillets, carrots sliced, or cut as wheels or stars, and turnips scooped the size of marbles. When the vegetables are enough done, without the soup getting ropy from their dissolution, the soup is finished. This and all savoury vegetable soups are, we think, the better of a *spice* of cayenne.*

78. The best Yellow Pease-Soup.

To a pound and a half of split† pease, soaked and *floated*, to separate the bad ones, and, if very hard, soaked again for two hours in a quart of lukewarm water, add three quarts of very soft water, and three pounds of neck or shin beef, or of any sinewy, lean, gelatinous piece, or trimmings of meat or poultry ; a slice of bacon, or a knuckle of either a bacon or mutton ham scalded (the root of a tongue salted a little, and well soaked to draw out all the slime, does very well) ; two well-sized carrots, two turnips, and four large or six

* Always rub down cayenne with some liquid before using it, as you would avoid spasm of the windpipe.—P. T.

† Whole pease are often sweeter and better than those which are split. In country families that study economy, pease of the grey kind are often shelled at the mill, and used as white boilers. The colour is not so fine, but the soup is equally good, if not better. Pease will mellow better in the pot, if first soaked a night, and then allowed to dry. They may be broken in a mill. New and excellent kinds are coming into use. We have seen the "*Glasgow Brose-meal*" used to advantage in thickening Pease and even Mullagatawny soups. It is a high-toasted, very fine-pea flour.



THIS PAGE IS LOCKED TO FREE MEMBERS

Purchase full membership to immediately unlock this page

SAVE \$3,999,994

Did you know we sell
paperback books too?

To buy our entire catalog
in paperback would cost
over \$4,000,000

Access it all now for
\$8.99/month

*Fair usage policy applies

Continue

Withholding the onions and celery, and substituting asparagus-points, makes pease-soup an excellent plain asparagus-soup. By the addition of Curry-powder, Dr HUNTER, the author of *Culina*, made CURRY PEASE-SOUP. Dr REDGILL added square bits of fried bacon, cayenne, fried onions or cucumber, and concocted a soup of the Composite Order, which, in compliment to the inventor, was named by the Club, REDGILL'S *Pease-soup, Haut Gout*.

79. Pease-Pudding.

MARROWY *melters*, whether whole or split, are far the best pease for the cook. Soak a pint the necessary length of time: boil them in the softest water tied loosely in a cloth till they will pulp through a colander. Add salt, pepper, two beat eggs, and a good piece of butter; tie up firmly in a floured cloth, and boil (with pork if boiling) for another half hour; hang the cloth before the fire till the pudding gets firm, then turn it out.

80. Potato-Soup.

THIS cheap and favourite homely soup may be made of the same materials as *Pease-soup*, or of any liquor in which meat has been boiled, or of roast-beef bones, etc.; a hock of ham, or *shank* of mutton-ham, or any thing of this kind, may be advantageously used to flavour and enrich it. Season with grated carrot, onions, celery, or parsley, and either thicken with mashed potatoes, or suffer the potatoes, previously pared and parboiled, to fall to a mash in the soup.

N.B.—Where small country families kill a sheep now and then for winter-store, what is salted, though it would not make even tolerable broth, will make a very palatable pease or potato soup, with any of the above seasonings.

81. To Grill Crusts for Soups and Cheese.

PUT the cut crusts upon a small wire gridiron over hot cinders to crisp. When done, wet the inside with top-fat, and sprinkle a little salt over them, and slip them into the tureen; or crisp them over a furnace, wetting with good stock. *Crusts for Toasted Cheese*.—Pull rough pieces from a *quite new* loaf, and brown them in the oven or before the fire.

N.B.—If you put untoasted bread into *boiling* soup, it will swell, crumble, and spoil the appearance of the soup.

SOUP AND STEW, OR MOUTHFUL SOUPS.

By the above names the reader is to understand all soups in which meat, fowl, or fish, cut in mouthfuls, is dressed and served. Such for example, are Mock-turtle Soup, Kidney, Ox-tail, Lobster-soup, Oyster-soup, etc. This is a division which we think was wanted in books that treat of the culinary art. This important class, be it noticed, comprehends not only the Oriental Mullagatawny and the oleaginous Ox-rump, but even the spicy and luscious Turtle.

[We give no receipt for dressing Turtle, an affair on which a volume might be written, so complicated and various are the processes. ROUSSEAU tells of a German who composed a whole volume on the zest of a lemon. What then might not be said on that which comprehends all zests,—“The Sovereign of Savouriness,” the Olio compounded “of every creature’s best!” As none but thorough-bred men of science are ever intrusted with dressing a Turtle, the Cleikum Club did not presume to instruct them, and thought the receipts found in cookery books for this article merely so many make-bulks. Female cooks are excellent in their own way; but no woman ever yet succeeded in writing an Epic or dressing a Turtle.—P. T.]

82. Mullagatawny-Soup.

BREAK and wash a knuckle of good veal, and put it to boil in nearly three quarts of water, with a quarter-ounce of white and Jamaica peppercorns. Place tinned skewers in the bottom of the stew-pan, to prevent the meat from sticking to it. Put also a few slices of streaky bacon, if the flavour is admired. Skim this stock carefully when it comes to boil, and let it simmer an hour and a half before straining it off. Cut three pounds of breast of veal into cubes of about an inch and fourth, and add trimmings, bones, and gristles of the breast, to the water in which the knuckle is put to boil. Fry the cubes of veal and six sliced onions in a stew-pan, of a delicate brown. Put the strained stock to them; skim carefully, and when the soup and meat have simmered three quarters of an hour, rub two large spoonfuls of curry-powder, and the same quantity of lightly-browned flour or Glasgow *brose-meal*, to a smooth batter; add these to the soup, with salt, pepper, cayenne, and lemon-juice, to taste, and simmer till the meat is quite tender.—*Obs.* This

soup may be made, still more expensively, of chickens cut in pieces, of rabbits, or small mutton cutlets all first browned; but is best when made of well-fed veal. For East Indian palates, eschalots, mace, and ginger may be employed, and, more elegantly, pickled mangoes and grated cocoa-nut: the quantity must be left to the discretion of the cook.—See *Mullagatawny as made in India*, Nos. 757-9; also No. 98.

N.B.—*Curry*, or Mullagatawny soup, may be varied in fifty ways. Calf's Head, for example, prepared as for Mock-Turtle, and treated as above, makes admirable Mullagatawny. Boiled rice is always served with this soup. A *Vegetable Mullagatawny* is made *maigre* with butter, or *gras* with veal stock, by boiling and pulping chopped vegetable marrow, cucumbers, onions, and tomatoes; and seasoning with curry-powder and cayenne. Good stock, nice bits of meat, and the curry seasonings, are the essentials.

83. Mock-Turtle, or Calf's Head Soup.

SCALD the head of a middle-sized, well-fed, cow-calf, with the skin on; split it and take out the brains and the gristles and bones of the nose, blanch it well in several waters, to draw out the slime. Place it in a stew-pan, and cover it with cold water; bring it to the boil, and skim without intermission while any scum continues to arise. When the head has boiled gently for three quarters of an hour, take it out, and as soon as cold enough to cut, carve the skin and fat parts, laying aside the fleshy, into small neat pieces, in the shape of diamonds, dice, triangles, etc. Peel the tongue, and cut it into cubes of an inch square. Meanwhile, put the broken bones and trimmings of the head into your stock-pot, with a large knuckle of veal well broken, and three or four pounds of a shin of beef well soaked. Let this boil very slowly, having carefully skimmed it, for at least four hours, and take care it does not stick to the bottom of the pot; then strain for future use, and lay aside a quart of the stock for gravy. This much may be done the evening before the soup is wanted. When the soup is to be finished, take off, as in all cases, the cake of fat which will have formed on the top, and put the stock, holding back the sediment, into a large stew-pan. If the stock is good, it will be a jelly. When it is again skimmed, put to it a dozen onions sliced, and



THIS PAGE IS LOCKED TO FREE MEMBERS

Purchase full membership to immediately unlock this page

Get Smart

Over 2,000 years of
human knowledge in
797,885 volumes

Instant access
\$8.99/month

Continue

*Fair usage policy applies

85. Baked Mock-Turtle Soup.

THIS is good, easily prepared, and generally liked. Put a broken knuckle of veal, or the gristly ends of two knuckles, into a deep earthen pan, with two cow-heels, the half of a calf's head broken, four onions, a dozen of peppercorns, three blades of mace, and a few sprigs of lemon-thyme, eschalot, or any other flavouring substance that is best relished by those for whom the soup is prepared. Fill up the dish with water or weak broth; tie several folds of paper over the mouth of it, and set it in an oven for upwards of two hours. When it is cold, take off the fat from the jelly, cut the meat into mouthfuls, and stew it with the clear jelly till perfectly tender. Wine, spiceries, catsup, forcemeat balls as in the former receipts, or whatever is approved of, may be added, if a soup of *haut gout* be wanted; or it may be seasoned with only a little mushroom-catsup, and served plain. The French often make their Mock-Turtle soup stock of the trimmings of fish and mutton knuckles, etc., using meat full of gelatine. They clarify the stock (*see note* to No. 63, *To clarify Stock*) and boil it so much down that, when cool, it will bear the Madeira on its surface. They cook the parboiled head in white sauce, and then proceed as above directed, only using more hard-boiled yolks of eggs.

86. To Make Egg-Balls for Mock-Turtle Soup.

POUND a sufficient quantity of the yolks of hard-boiled eggs in a mortar, with as much raw yolk and flour as will bind the composition. Add salt, and make up in the form of balls the size of a marble. Put at least two dozen to a tureen of soup.

87. Scotch Hare, Rabbit, or Game Soup,—*Excellent.*

SKIN and clean the hare thoroughly, saving the blood. Cut a dozen or more of very small chops from the back, shoulders, and rump. Put what remains of the hare and the bones into a pot, with four pounds of fresh shin or neck of beef, four quarts of water, a couple of turnips, two carrots, six middle-sized onions, a half ounce of black and Jamaica peppercorns, an ounce of salt, a fagot of sweet

herbs, and a large head of celery. Boil for three hours and strain. Brown the small chops nicely in a *sauté*-pan, and add them to the strained stock, and simmer for an hour and a half. Strain the blood; rub it with flour, rice-flour, or arrow-root, and a half pint of the soup, as if making starch; add more hot soup, and put the whole into the soup, which must be kept only at the point of boiling for ten minutes, lest the blood curdle. The soup may be farther thickened with the parboiled liver, pounded in a mortar with the pieces of hare boiled for stock. When enough done, skim, put in a glass of catsup, and one or more of red wine, what more salt, pepper, and cayenne is required, and also essence of celery. Serve with the hare-steaks in the tureen.—*Obs.* Red wine, in the proportion of a quarter-pint to a tureen of soup, is reckoned an improvement by some gourmands; and those of the old school still like a large spoonful of currant-jelly dissolved in the soup. *Hare-soup* may be made by cutting down the ingredients and placing them in an earthen jar, in a kettle of boiling water, for four hours, and then managing as above. Cold roast hare, not overdone, cut to pieces and stewed for an hour in good and highly-seasoned broth, will make an excellent, but not the highest flavoured *Hare-soup*. (See *Civet of Hare*, No. 617.) You may lay aside as much of the fleshy part of a good hare as will make a handsome dish of hare-cakes, or minced collops, garnished with sippets; or as will make forcemeat balls for the soup.—Cold roast *hare*, *game*, or *veal*, will all of them, if cut down, and slowly stewed for an hour in broth, or in a gravy drawn from their bones, or even in boiling water, thickened with brown flour, kneaded in butter, and rather highly seasoned with onions, pepper, and cayenne, make a very palatable family *Stew-soup*. Many prefer this mode of re-dressing cold meat to either *hashing* or *fricasséeing*. The burnt outside, skins, and every thing unfit for the tureen, should first be trimmed away; or, if these are boiled to make the stock, it must be strained before the hashed meat is added to it.

88. Modern or English Hare-Soup.

IN England the blood is not generally used: cut down the hare into nice pieces, and stew these with a pound of good lean of ham, four onions, stuck with four cloves, four

blades of mace, a bay-leaf or two, a fagot of parsley, with two or three sprigs of basil, thyme, marjoram, and a head of celery. Simmer slowly in a little strong stock-broth; and when the juices are well drawn out, add more stock, till two quarts are in. Simmer for another hour at least, and strain the soup. Take the best of the meat from the bones, pound it, moistening with a little of the soup. Pound also some soaked crumb of bread, or use rice-flour, and put this to the soup, which must now be boiled up, seasoned to your taste with pepper, salt, cayenne, catsup, and red wine; or, for variety, keep the best pieces, if the hare be large, to serve in the tureen, cut into mouthfuls, and pound and pulp the others, which added, will make the soup have quite enough of consistence; more celery may be given, or a seasoning of the seed bruised, and tied in a muslin bag. The best pieces to serve are fillets cut off along the backbone, which need not be boiled nearly so long as the other parts, if to be thus served.

89. Pigeon-Soup, or Game-Soup.

MAKE a clear gravy-stock of four pounds of lean beef, or scrag and shanks of mutton, two small turnips, celery, two onions, and four quarts of water boiled down to three. Put to this stock the gizzards, crops, and livers of four or five pigeons or partridges, or a pheasant. The birds must be neatly trussed as for boiling, seasoned inside with ground white pepper and salt, and flattened on the breast. We prefer them divided, using the trimmings for stock. Dredge them with flour, and brown them nicely in a frying-pan. Thicken the stock with butter kneaded in browned flour; strain and season it with white pepper, salt, and a little mace, and let the pigeons stew in it for twenty-five minutes or more, taking off the scum as it rises. Throw a few toasted sippets into the tureen before dishing the soup. Either of the above receipts applies to joints of rabbits, which make a good soup, with suitable seasonings.

90. Superlative Game-Soup, or Venison-Soup.

THIS soup is made of all sorts of black or red game, or of venison or wild rabbits. Skin the birds, carve and trim them neatly, and fry the pieces along with a few small slices of lean ham, sliced onions, carrots, and turnips, a little of



THIS PAGE IS LOCKED TO FREE MEMBERS

Purchase full membership to immediately unlock this page

SAVE \$3,999,994

Did you know we sell
paperback books too?

To buy our entire catalog
in paperback would cost
over \$4,000,000

Access it all now for
\$8.99/month

*Fair usage policy applies

Continue

rice-flour well mixed, and heat the soup, adding white pepper and cayenne to taste, and a head of celery sliced. The *ragout* or *hash* is made by cutting into mouthfuls the best parts of the head and cow-heel, seasoning highly with mixed spices, a little walnut-catsup, and a teaspoonful of made-mustard, with a pint and a half of the clear stock of the head, saved for this purpose when the soup is strained.—*Obs.* Soy, forcemeat balls, wine, etc., are all ordered for this ragout in some approved books of cookery; but we consider such expensive ingredients quite out of place in a preparation which is cheap, good, and savoury, but never can be delicate. The meat that remains may either be eaten as a plain stew, added to the soup, or else *potted* in a mould, in the Scotch fashion, and used either turned out cold, or heated, as stew-soup.

92. Calf's-head Soup.

RUB the half of a large head with salt, soak it for some hours, and, when thoroughly clean, put it on with as much fresh water or fresh pot-liquor as will cover it, and with an onion stuck with cloves, and some parsley. When well skimmed and boiled for an hour, take out the head and strain the soup. Cut the head into nice mouthfuls, about two inches long and one thick, and dress these as a ragout, or put them to stew in the soup. Season with white pepper, mace, and herbs. Curry-powder, and other fit seasonings make this very good Mullagatawny.—See *Dressed Calf's Head*, Nos. 83 and 84.

93. A Pepper Pot.*

This is understood to be a sort of *clear larder*, or wash-day's family dinner-dish, composed of all sorts of shreds and patches. It ought properly, if fine cookery is sought, to be an *Olio*, composed of a due admixture of meat, fish, fowl, vegetables, and roots. To three quarts of water put a couple of pounds, cut, of whatever vegetables are plentiful (a good proportion being onions), and a couple of pounds of mutton-scrag cut into three or four pieces; or a fowl, or a piece of veal, or lean bacon, and a little rice. Skim it;

* "Where every thing that every soldier got,
Fowl, bacon, cabbage, mutton, and what not,
Was thrown into one bank, and went to pot."

and, when nearly finished, add the meat of a lobster or crab, cut in bits, or the soft part of a few oysters, or yolk of hard-boiled eggs. Take off all the fat that rises, and season highly with pepper and cayenne. Serve in a deep dish.

94. Knuckle of Veal Soup.

An excellent Scotch Soup.

TAKE a large knuckle, or if small, add a piece of the scrag. Break the bones and wash it; place skewers in the stew-pan to keep the meat from sticking; cover it and no more with water; put in a head of celery, a sprig of lemon-thyme, three onions, a carrot, a turnip, a bunch of parsley, and a dozen white and Jamaica peppercorns; simmer till the knuckle is tender. Strain the soup. Cut the gristly parts of the knuckle and all that is good into mouthfuls, and put to it a seasoning of white pepper, and mace in powder, and rice-flour to thicken, if it is wished.—*Obs.* This soup may be made with rice or vermicelli; or the stewed uncut knuckle may be served in the soup or separately; for many like to pick the gristles, a “pleasing toil,” instead of having the meat cut for them by the cook. Some gourmands admire veal stew-soup made of the Irish *Staggering-Bob*,—that is, an *infant calf*, whose bones are still gristle, and his flesh a jelly. The breast, knuckle, and shoulder-blade, are best for this purpose, and the soup is seasoned with mace, and, when finished, thickened with a *liaison* of the yolks of three eggs.

95. Giblet-Soup.*

TAKE from two to three pounds of shin of beef, or of *shanks* and scrag of mutton, or knuckle of veal, or a part of each, as may be found most convenient; a small fagot of sweet herbs, carrots, turnips, and a little parsley: a quarter

* This was one of those *pretending* dishes of which Mistress Dods emphatically said, “Boil stanes in butter, and the broth will be gude.” When plainly made, as directed in the above receipt, it affords an agreeable variety for a family-dinner, and is an economical way of using what might otherwise be wasted. Wine is ordered for giblet-soup in the most approved cookery books; and we have no wish to restrain the fancies of a gourmand, however extravagant; but Mistress Dods strongly protested against bestowing Madeira on goose-horns and pinions. French cooks dress giblets as a haricot, wrapping them in layers of bacon, in which they are stewed. When done and drained, the bacon is of course laid aside, and the sauce is skimmed, thickened, and poured over the giblets.

ounce of black or Jamaica peppercorns, and three quarts of water. When this has simmered for an hour, put to it two pair of goose-giblets, or four pair of duck-giblets—but turkey-giblets if you can—scalded and cleaned, and previously browned in the frying-pan (if you choose), with minced onion. When the giblets are stewed delicately tender, but not soft and insipid, take them up, and cut them neatly into mouthfuls. The soup must now be thickened with butter kneaded in a large spoonful of flour, or with *roux*, or with the top-fat gradually mixed with flour, and strained into a fresh stew-pan, into which put the giblets. Boil, skim, and season with a large spoonful of mushroom-catsup, salt, and a little cayenne. Serve with the cut giblets in the tureen. Beans, lettuce, and celery, separately boiled, may be added at pleasure; and we especially approve of celery.

96. Ox-tail and Kidney Soups.

Two tails, or, if small, three, will make a large tureen of soup. Let the butcher divide them at the joints. Rub them with salt, and soak them well and long in lukewarm water. Place them in a stew-pan, with a pound of ham, four onions or more, a bunch of parsley, celery, two dozen of Jamaica and black peppercorns (or a half-ounce, if high peppering is wanted), a turnip and a carrot or two sliced, and three quarts of water. When the meat is tender, which will take at least three hours, cut it into small mouthfuls, laying aside the ham. Thicken the soup with a little browned flour, rubbed up with a ladleful of the top-fat; strain it into a fresh stew-pan, put in the cut meat, boil up, and skim; and finish with a spoonful of mushroom-catsup, and pepper and cayenne to taste.—*Obs.* Ox-tails make a very excellent onion-soup, by adding to it, when strained, a dozen fried onions pulped, and thickening it with rice-flour. The tails cut to bits may be put to boil at once, and less or no ham used. Some cooks add red wine; then less catsup is needed.—See No. 400.

KIDNEY-SOUP: Prepare Scotch kidney collops as directed, No. 398, using two ox-kidneys. When cooked for two hours, add sufficient stock to make the stew and soup, adding cayenne and catsup to taste, and thicken with browned flour rolled in butter.



THIS PAGE IS LOCKED TO FREE MEMBERS

Purchase full membership to immediately unlock this page

Get Smart

Over 2,000 years of
human knowledge in
797,885 volumes

Instant access
\$8.99/month

Continue

*Fair usage policy applies

98. A Cheap Rice and Meat or Curry Soup.

BOIL from three to four pounds of a good ox-cheek, very well soaked and cleaned, in three quarts of water, with four onions, and a small fagot of pot-herbs. Strain it; cut the meat in small pieces, and stew it with six ounces of blanched rice, adding pepper and salt. This cheap stew-soup may be seasoned with *curry-powder* and *mace*; or made after a finer fashion with fowls, knuckle of veal, or two cow-heels.—See No. 82.

form in which food can be prepared. This is that combination of fluids and solids, animal and vegetable substances, with condiments, which forms a mixture well fitted to the human stomach, and calculated to promote health and impart strength. The prejudice which exists in England against soups as not promotive of strength, ought to give way before STEW-SOUPS. It has been gravely contended of late, that human life cannot be supported on soups, however rich, without solid animal food; and experiments are quoted where a dog kept on the richest soup died, while another which was fed on meat boiled to chips, and water, retained health and strength. To these experiments may be opposed the living example of the peasantry of Ireland and Scotland, and other countries, who hardly ever see animal food in any form, and yet enjoy health and strength. "The greatest heroes of antiquity," says Sir JOHN SINCLAIR, "lived on broth." The liquor in which their mutton or venison was boiled, thickened with a little oatmeal, and seasoned perhaps with a few wild herbs, formed the morning tea and coffee in the hall of the Highland Chief, before the introduction of these commodities. It is impossible to say on what men will *not* live,—ay, and enjoy health too;—shell-fish, Iceland moss, mushrooms, snails, and an endless variety of substances, have been known to sustain life and health,—not to mention fricassées of old shoes and leather breeches, to which shipwrecked mariners have often had recourse. Our readers cannot have forgotten Sir BEVIS of Hampdown in his dungeon, of whom—

"Rats, and mice, and such small deer,
Was the food for full seven year."

This to be sure is solid animal food, and favours the theory of the modern experimenters; but again, we have Dr FRANKLIN'S old Catholic lady, who lived solely on water-gruel, and yet enjoyed health. There has lately started up in England, we are told, a newfangled religious sect, who, from an absurd reading of the commandment, "Thou shalt not kill," renounce the use of animal food, and enjoy high health on their vegetable regimen. It is indeed great presumption to limit the powers of the human stomach, in assimilating and turning to healthful chyle whatever is, in discretion and without violent and sudden change, submitted to its action. Of this important organ, "the master of the family," it holds as strongly as of the palate, that "What is one man's meat is another man's poison:"

"Chaque pays, chaque coutume."

The Tartar feeds on horse-flesh, the Chinese on dog's, the Greenlanders on fish-garbage, with the luxurious sauce of train-oil. The Frenchman and German feast on frogs and snails, and the ancients valued *asafetida* as much as the moderns do *curry-powder*, or Burgess's fish-sauce.—P. T.

99. Scotch Barley-Broth, with Boiled Mutton or Beef,
Served as Bouilli Ordinaire.

To from three to six pounds of beef, or mutton, according to the quantity of soup wanted, put cold water in the proportion of a quart to the pound,—a quarter-pound of Scotch barley, or more or less as may suit the meat and the water, and some salt, unless the meat is already slightly salted. To this put a large breakfast-cupful of soaked white or split pease, unless in the season when fresh green pease are to be had cheap, a larger quantity of which must be put in with the other vegetables, using less barley. Skim very carefully as long as any scum rises; then draw aside the pot, and let the broth simmer slowly for an hour, at which time put to it two young carrots and turnips cut in dice, and two or three onions sliced. Five minutes before the broth is ready, add a little parsley, picked and chopped. The white part of three small leeks may be used instead of the onions, and a head of celery sliced, instead of the parsley seasoning; celery requires longer boiling. For beef-broth a small quantity of greens roughly shred, and the best part of four or five small leeks cut in inch lengths, are better suited than turnip, carrot, and parsley, which are more adapted to mutton. If there is danger of the meat being overdone before the broth is properly *lithed*, *i. e.* thickened by boiling, it may be taken up, covered for half an hour, and returned into the pot to heat through before it is dished. *Garnish the bouilli* with carrot and turnip boiled in the broth, and divided; or pour over it caper-sauce, or parsley and butter, or a sauce made of pickled cucumbers, or nasturtiums, heated in melted butter, or in a little clear broth, with a teaspoonful of made-mustard and another of vinegar. Parsley, parboiled for two minutes and minced, may also be strewed over *bouilli*,—or a sprinkling of boiled carrot cut in very small dice or straws.

Obs. This is the comfortable *Pot-au-feu* of Scotland, which still furnishes the Manse and the Farmhouse dinner, and the “Pot-luck” of homely and hearty old-world hospitality. The pieces of fresh beef best adapted for barley-broth are the shin, the brisket, the flank, and the veiny piece,—of mutton, the neck, the ribs, and the knuckle. In some parts of the “Land of Kail,” broth made of fresh beef would scarcely be tolerated,—the meat not at all; and unquestionably the brisket or flank, when salted for a week, makes excellent broth, while the meat eats better. Many, however, prefer *fresh* meat. An economical way of managing where beef is salted for winter provision, is to boil a piece of fresh and a piece of salt meat together,

by which method the broth is not *grouty* nor yet over-salt, which it will be if made wholly of salt meat. In some parts of rural England, *lean* fresh beef and salt pork are still boiled and eaten together. The improved management of stock (*cattle*, not *broth*), will soon supersede this necessity. Turkey beans, stripped of the blackening outer husk, are admirably adapted for *lithing* barley-broth.* If you would avoid the glary, ropy decoctions which are sometimes seen on tables, where better things might be looked for, the quality of the barley, rice, and, indeed, tapioca, *tous le mois*, Italian pastes, and everything of the kind used in cookery ought to be carefully attended to. When exposed to air and damp these things become musty much sooner than is generally thought. English books of cookery order a sauce for meat boiled in Scotch broth, of red wine, mushroom-catsup, and gravy with cut pickles—a piece of absurd extravagance, completely at variance with the character and properties of the better part of the dish—namely, with the bland, balsamic barley-broth of Scotland. But if a fine name is admired, use the French *sauce haché*. For cheap and excellent soups and broths, see *National Dishes and Cheap Cookery*.—The above barley-broth will make an excellent rice-broth, by substituting rice for barley, and omitting the pease, though we think *pulse* an excellent ingredient in all plain family soup. *German* barley-broth is made exactly as above, using a piece of the flank of beef.—See *Sheep's Head Broth*, *Scotch Hotch-Potch*, *Cock-a-Leekie*, and Nos. 725, 726, 728, and 748.

FISH SOUPS.

THIS delicate and refined description of soups has gained on the favour of the gormandizing world very rapidly. Cray-fish soup was the favourite *bonne bouche* of the soup-eaters of past generations. Oyster and lobster soups are more admired in our day. A clear gravy of cow-heels makes an admirable basis for fish-soups, and is largely employed by those who make them for sale in towns.

100. The Basis of Fish-Soups.

THIS Stock, as it is technically called, may either be made of fish or meat. The former is the more elegant, and is besides suited to *maigre* days; the latter is more rich and nourishing. Beef, veal, or the lean of mutton, may all be used for fish-stock. When made of fish, a skate, a cod's

* Mistress DODS, with her usual sagacity, stated with great plausibility of reasoning, that one capital defect of barley-broth cooked by "*Englishers*" and other unqualified persons, is produced nine times out of ten by the bad quality of the pot-barley often used in England. Nor does *pearl-barley* give the same consistence as *pot-barley*. *Rice*, with mutton, veal, or fowl broth, is an excellent substitute for barley. Were it equally cheap it would be better liked than the principal. Both are of course best when quite fresh.



THIS PAGE IS LOCKED TO FREE MEMBERS

Purchase full membership to immediately unlock this page

SAVE \$3,999,994

Did you know we sell
paperback books too?

To buy our entire catalog
in paperback would cost
over \$4,000,000

Access it all now for
\$8.99/month

*Fair usage policy applies

Continue

tureen, and serve the soup, lifting it carefully. Some cooks put a glass of Madeira into it.—*Obs.* This soup is sometimes partly made of sweet cream, or milk thickened with rice-flour, and butter instead of *stock*; but the mixture of milk with fish or meat is less relished every day. The meat of whittings or small haddocks is sometimes substituted for half the lobsters, where this fish is expensive. This soup is often thickened with rice-flour only. Wine is a good deal employed by the French in the composition of fish-soups; the rough and dry wines suit some tastes better than cream. In like manner, cider, very mild ale, or beer, is sometimes employed in this country in making fish-soups.

Another LOBSTER-SOUP.—Make a good stock of a piece of beef, a slice of ham, and some butter, a large Portugal onion sliced, pepper, and any fish and lobster trimming you have. Strain the neck, pulping the onions; pound the spawn and body of the lobster as above, and stir it into the soup. Mix it smoothly with the stock. Season with cayenne and white pepper,—a glass of sherry, if you like; boil up and skim, and add the cut bits of the tail and claws as directed above. Simmer for five minutes.

102. Oyster-Soup.

HAVE two quarts of a strong clear stock, whether of fish or meat: we prefer it of veal. Add to it the hard-boiled yolks of six eggs, and the hard part and beards of a quart of fresh, juicy oysters, previously well pounded in a mortar. Simmer for a half hour, and strain it into a fresh stew-pan, in which have the quart of oysters—or what will allow a dozen, if small or divided, to each half pint—cleared from the beards, and very nicely washed from shells and sand. Season with mace and cayenne, and let the oysters simmer for eight minutes, when the yolks of three eggs well beat may be stirred into a little of the cool soup, and gradually mixed with the whole quantity, drawing aside the stew-pan, and constantly stirring, lest the eggs curdle. When smooth and thick, serve in a tureen, and still keep stirring the soup to prevent curdling. Any other flavour that is relished may be given to this luscious soup. We like lemon: mustard and vinegar are used, and tarragon or garlic, for those who relish foreign cookery.

103. White Oyster-Soup.

HAVE for a full tureen of soup, a Scotch hundred (one hundred and twenty) or an English hundred and quarter of moderate-sized, plump, native oysters. Oysters for soup should be bearded in shelling; but if not, scald them in their own liquor, and take away the *nut* and beards: pick them out of the liquor and keep them warm. Let it settle for a half hour, and strain it over the oysters. Boil the *nut* or hard part and beards in a pint of strong veal-soup, for twenty minutes; let this settle, and strain it to three pints more of veal stock, seasoning it with a blade of mace and cayenne, and meanwhile have the oysters simmered for five minutes in their own liquor, and ready to slip into the tureen, into which a half-pint of rich boiling cream is to be stirred. This soup may be *thickened* with beat yolks of eggs or arrow-root, enriched with butter; or cooked *maigre* by using fish-stock and butter; or the oysters may be run on fine skewers and fried, instead of being simmered in their own liquor. If large, the oysters for soup should be divided.

PLAIN OYSTER-SOUP, *maigre*.—Have good *Court Bouillon* (No. 679), or make some of four pints of water, four onions fried in butter, mace, and other seasonings. Put to this when skimmed a half pound of fresh butter, and a hundred picked oysters; also a few mushrooms. Thicken with rice-flour and simmer slowly a quarter of an hour.

104. Cray-Fish Soup,—*Maigre*.

MAKE two quarts of fish-stock, in which boil a bunch of parsley, two onions, and two dozen of black and Jamaica peppercorns. For this, from two to three pounds of fish-fins, heads, etc., all fresh, will be needed. Boil to a mash, and strain the liquor till clear. Pick from four to five dozen of cray-fish, and stew them in the soup till delicately done: add a little cayenne, and the spawn of a boiled lobster, pounded and stirred into the soup, which it will both thicken and enrich.—*Obs.* Cray-fish soup is seldom seen in this country; but good shell-fish soups are made of *mussels*, *cockles*, and *prawns*. These all require a good stock, (whether *gras* or *maigre*), plenty of pepper, and careful washing and picking.—As much of the flavour of delicate shell-fish is lost in washing them free of sand, the washings

may be allowed to settle, strained repeatedly, and put to the stock; but where shell-fish are in plenty this is idle.

105. Force meat for Fish-Soups, or for Stews of Fish.

BEAT the flesh and soft parts of a boiled lobster in a mortar, with a boned anchovy, the yolks of three eggs hard boiled, and a head of boiled celery chopped. Put to this a handful of bread-crumbs, cayenne, mace, a spoonful of mushroom-catsup, a quarter-pound of melted butter, a large spoonful of oyster-liquor, or some oyster-pickle, and two or more eggs well beaten, to cement the composition. Mix well, and form it into very small egg-shaped balls, which fry, or brown in a Dutch oven. Or the fish that makes the stock may be pounded for force meat.—See *Fish Force meat*; *French Cookery of Fish*; *Chap. Fish*; and also *Crappit Heads*.

106. Eel-Soup.

TAKE two pounds of cleaned and cut eels, two quarts of water, a crust of bread, two blades of mace, two onions, a few corns of white pepper, and a bundle of sweet herbs; boil the fish uncovered till half the liquor is wasted, then strain it, and serve it up with toasted bread. This may make both a ragout and a soup. It may be made stronger by boiling it longer, or using broth instead of water.—See *Scotch Fish and Sauce*, *National Dishes*; also *Fish-Turtle*.

107. Milk-Soup,

A nice Nursery Dish.

BOIL two quarts of milk, with a little salt, a stick of cinnamon, and sugar to sweeten; lay thin slices of toasted bread in a dish; pour over a little of the milk to soak them, and keep them hot upon a stove; taking care the milk does not burn. When the soup is ready to serve, beat up the yolks of five eggs, and add them to the milk. Stir it over the fire till it thickens; then take it off lest it should curdle, and pour it into the dish upon the bread.—*Obs.* This makes the *Potage de Lait* of French cookery, by the addition of a quarter of a pound of sweet almonds (with a few bitter ones) blanched, pounded, sifted, and stirred into the boiling soup. It may be thickened with rice, *Semoulina*, *Vermicelli*, *Nouille*, or *Cagliari* paste, or cocoa-nut, and is



THIS PAGE IS LOCKED TO FREE MEMBERS

Purchase full membership to immediately unlock this page

Get Smart

Over 2,000 years of
human knowledge in
797,885 volumes

Instant access
\$8.99/month

Continue

*Fair usage policy applies

of harmless and delicate messes may be made of spring fruits; we subjoin a few approved recipes:—

Spring Soup of the Cheese-gourd.—Cut the fleshy part of a ripe gourd into small bits. Put these into a pan with an ounce of fresh butter, and melt over a slow fire to the consistence of a *purée*. Add water in the proportion of half a gallon to four pounds of gourds. Add a little salt and sugar to taste. Dish the soup over toasted bread cut into dice.—See No. 73. *Use more butter.*—P. T.

Cheese-gourd, Spanish fashion.—When ripe, slice the fleshy part of the gourd an inch thick, and score the slices on one side about half through. Put some rasped fat of bacon into a stew-pan, with a little parsley, eschalots, and chopped mushrooms, pepper, and salt; give this a fry; and cover the scored side of the slices of gourd with the mixture, laying them first on the dish, which place in a quick oven, with a little melted butter or olive-oil poured over. When baked sufficiently, serve hot.

Soup of Gourds.—Pare and slice the gourds. Boil them in gravy-broth to a mash, and strain this off. Put the strained soup on the fire in a clean pan. Season with salt and white pepper, and, boiling for half an hour, put three tablespoonfuls of grated Parmesan in the tureen, and serve the soup over it, stirring them well up together.—N.B. The cheese must be in quantity to suit the soup. The above will do for a moderate dish.

Second-Course Dishes of Young Gourds.—Take gourds when no larger than cucumbers, and cut them in four lengthways. Clear off any pulp. If tender, only blanch them, but if hard, parboil. Brown two ounces of butter, with a tablespoonful of flour in good gravy; stew the gourds in this sauce, and season with white pepper, cayenne, if you like, and salt.

Young Gourds in White Sauce.—Proceed as above, but do not brown the butter. Instead of gravy-broth, take three beat yolks of eggs, a half-pint of milk, and another of cream. Mix and stir this over the fire like custard,—thickening with more yolks if necessary. Dish the gourds in this white sauce, and serve.

N.B.—For a variety of other fashionable soups, see *French Cookery*, Nos. 607 to 618. For good plain soups, see *National Dishes*; and also *Cookery for the Poor*.

CHAPTER VII.

FISH.

All fish from sea or shore,
 Freshet or purling brook, of shell or fin,
 And exquisitest name; for which was drain'd
 Pontus and Lucrine bay, and Afric coast.

MILTON.

READ Section VI., page 41. Clean all fish thoroughly, but without rubbing too hard or tossing roughly about. Brush, when gutted, all blood, slime, and filmy membranes most carefully from the inside. Cook fish thoroughly, in whatever mode you dress it. We do not approve of steaming fish. Oily fish, as eels, and even herrings and mackerel, may be skinned: Eels *must*: Whittings and small haddocks, to be fried, are skinned, though the practice is more recommended by beauty than utility. Fish is usually boiled in salted water, *i. e.* a slight brine, made with about an ounce of salt to the quart of spring water, and a drachm of saltpetre; but some good modern cooks, instead of this, salt the water slightly, and rub the fish with salt, leaving it for from five minutes to a quarter of an hour, in proportion to its size, to soak in the salt previous to boiling. While some fish are best fresh caught, others, as cod and large haddocks, are improved by lying a night in salt. Flat fish are always dished with the white side uppermost. The *soft-roed*, or male fish, are, in all species, reckoned the richest; so are the male lobster and crab.

N.B.—Our FRENCH COOKERY of fish contains excellent practical receipts; yet it is our belief that English cookery of fish is superior to that of France. For this we have elsewhere given our reasons.

Of Salmon and other Fish.

THIS monarch of the British rivers is in season in some part of the three kingdoms for most of the year; so that, however the price may vary, the London market—the point which attracts all salmon speculators—is never long without a supply. The fishing of the river Ness, which the fish visit

very early, is opened so soon as the month of December,—the Severn fishery even in November; and from that time some fishery is opened every week, till in April nearly the whole are in operation. The salmon of the Thames is that which was most esteemed in London; that of the Tay is the favourite with the inhabitants of the northern metropolis,—probably, in both cases, because the fish from those rivers are brought to the respective markets in greater perfection than those of more distant rivers.—Steam and commerce have nearly banished salmon from the Thames. We have ever remarked, that the salmon of a man's native stream, or of the river of his native province, is to him the best flavoured. Among other marks of degenerate times, is the decrease of salmon in our rivers; and it is perhaps the only one that is undeniable. This fish at one time was so plentiful an article of food, that stipulations were made by Scottish servants against having it above three times a-week for their *kitchen*; and the same conditions were observed in indenturing the apprentices of Newcastle, Perth, and other towns. Since Mr DEMPSTER's discovery, the well-boat, and packing salmon in ice, there has been no occasion for the enforcement of the clause against salmon-eating. The preservation of this source of wealth and luxury is still an object of legislative investigation; and we doubt not, that a subject coming home so immediately to men's purses and stomachs, will meet with all the attention it merits. The destruction of the fry is the chief evil. We have known instances in which whole cart-loads of salmon-fry have been used as manure. The poor of London, which draws into its enormous maw nearly all the fish of the kingdom, occasionally enjoy this luxury, though not in the best state. Steam navigation has revolutionized the trade in salmon. We are now supplied not only from the Scottish and Irish fisheries, but from Norway. *Grilse* is seldom sent to London, though in Paris, where cookery, if not more rich than in London, is thought to be more refined, the trout and grilse, from superior delicacy, are more prized than the ripe salmon. We ought to inform our *gourmand* readers, that a fish, as we have ate it, boiled in the pickling kettle, where perhaps some dozens of cut fish were preparing for the London market, is superbly done,—meltingly rich, and of incomparable flavour. Such a thing is to be procured



THIS PAGE IS LOCKED TO FREE MEMBERS

Purchase full membership to immediately unlock this page

SAVE \$3,999,994

Did you know we sell
paperback books too?

To buy our entire catalog
in paperback would cost
over \$4,000,000

Access it all now for
\$8.99/month

*Fair usage policy applies

Continue

lobster sauce, are served with salmon; also plain melted butter; and where the fish is got fresh, and served in what is esteemed by some the greatest perfection,—crisp, curdy, and creamy,—it is the practice to send up a sauce tureen of the clear liquor in which it was boiled. Fennel and butter are still heard of for salmon, but are nearly obsolete. *Sliced cucumber* is often served with salmon, and indeed with all boiled fish. Mustard is considered an improvement to salmon when over-ripe,—beginning to spoil, in short: salmon may then be boiled with horse-radish. *Garnish* with a fringe of curled green parsley, and if you like, slices of lemon. Curled parsley in wreaths or tufts we consider the handsomest of all fish-garnishes. The carver must help a slice of the thick part with a smaller one of the thin, which is the fattest, and the best liked by those in the secret. *Carême* skins salmon,—a bad practice unless the fish is to have sauce poured over it. Scotch cooks sometimes leave the scales on, which, when fresh and silvery, have a good effect in contrast with the garnishing.

111. To Boil Salmon Crimp.

THIS makes a very handsome dish, and is the way which salmon is usually dressed in places near the fisheries, where the fish is obtained *quick*; and also at the most fashionable English tables. The fish must be clean and scaled or not, without much cutting up the breast. Cut off the head, with about two inches of the neck; and the tail-fin, which trim with scissors, with the same quantity of fish along with it. Cut as many circular fillets of the salmon as you wish for (according to the size of the fish and the number of the company), from about two to three inches thick;—the opening of these slices, whence the entrails have been taken, must be thoroughly cleaned. Throw the whole into cold water made brackish with salt and saltpetre, as above

marie as a certain means of preserving the flavour of all my dishes." Sauces set on a hot table would soon lose both flavour and proper consistency. If sauce, broth, or soup, is kept by the fireside, the soup reduces and becomes too strong, and sauce thickens as well as reduces. These are best managed where there is a steam range or hot plate, but may do by the fire.

This is the best manner of re-warming turtle-soup: as the thick part is at the bottom of the stew-pan, this method prevents it from burning, and keeps it always good. The *Maria Balnea*, for the reasons given above, does well for melting glaze, or heating up sauces.

directed. Place the head and tail on the strainer, and put them in a fish-kettle of fast-boiling water, with a handful of salt and some vinegar—though vinegar hurts the colour. Let this boil three minutes; lift the strainer, and lay on the slices; take off whatever scum arises. Boil from fifteen to twenty-five minutes, according to the thickness. Place the head and tail on end on a napkin, in the middle of the fish-plate, and dish the slices neatly round them, or, at choice, dish by laying the fish in its natural shape as French cooks do slices. *Sauce* and *garnishing* as in the last receipt. This is boiled salmon in its utmost perfection.

112. To Grill Fresh Salmon Steaks or Cutlets.

THIS mode of dressing, though unsuitable for a large dinner, is the way in which two or three, or the solitary epicure, best relishes this luxury. Split the Salmon and take out the bone,* without mangling the fish. Cut fillets of from two to three inches in breadth. Dry these in the folds of a cloth, but do not beat or press them. Have a clear fire, and a bright-barred gridiron, rubbed with chalk to prevent the fish from sticking; the slices if not quite dry may be dusted with flour; turn with steak-tongs. Place the gridiron aslant backwards to let the oil pass away, which, if it blaze, spoils the steaks. This, like all *broils*, must be served very *hot*. The slices may be covered with the folds of a hot napkin.—*Anchovy* or *Shrimp sauce*.—*Obs.* A small fish is cut in circular slices of about an inch in thickness. French cooks first *marinade*, *i. e.* steep the salmon cutlets in oil, seasonings, and shred fine herbs; baste them while on the gridiron with the marinade-liquor; take off the skin before serving, and serve with dressed cucumber or capersauce. This is good practice,—all save taking off the skin. *To Fry Salmon*.—Cut, fry, and serve thin fillets or slices as above.—See No. 118.

113. To Bake Salmon or Salmon Trout.

PLACE the fish in a deep pan, and stick plenty of bits of

* A salmon-bone with some rough pickings left makes an admirable *Grill*. The bone cut out of a *kipped* salmon should be left *rough* for this purpose. Seasoned with pepper and salt, broiled and *buttered*, it is quite an epicure's breakfast morsel. A *kipper* originally meant a black fish. These were *salted*. Now the very finest salmon are thus managed, and called *kippers*.—See No. 115.

butter over it, first seasoning it with allspice, mace, and salt: rub a little of the seasonings on the inside. It must be basted occasionally with what collects in the baking-pan. If the fish is small, or a *grilse*, it may be skewered, with the tail turned round to the mouth. A baked salmon, if not too oily, makes a handsome dish, and eats well cold. *Garnishing* and *sauce* the same as for boiled salmon.—*Obs.* Many persons think salmon not only lighter but of finer flavour cold than hot. It is, at any rate, too expensive and too good to be lost.

Pickle for cold Salmon.—To a quart of the liquor in which the fish was boiled put half an ounce of black pepper and allspice in corns, half a pint of vinegar, and a teaspoonful of salt. Boil this with a bay-leaf or two, and a sprig of lemon-thyme. When cold, pour it over the salmon, which must be kept covered. This pickle will keep the fish good for some days; but if it be necessary to keep it longer, boil up the pickle afresh, adding more vinegar and spice, and when cold pour it again on the fish;* or use No. 114.

114. Ballyshannon Pickle for Cold Salmon.

VINEGAR two parts, water one, white wine one. Boil in this salt, pepper, allspice, also at pleasure, mace, cloves, ginger, and horseradish sliced; when cold pour this over the boiled cold salmon. *Read* No. 126.

115. To Kipper, i. e. To Salt and Dry Salmon.

THE fish must be cut up at the back, cleaned, and scaled, but not washed, and have the bone cut neatly out. Rub with equal proportions of salt and raw sugar, pounded with the size of a nut of saltpetre. Peppers in powder may be added to the salt. Let the fish lie for two days, pressing it with a board on which weights are placed; then hang it up, or, which is much better, smoke it. Lest the folds gather mustiness, it is a good plan, when the fish is hung,

* N. B.—*Very fresh* salmon is in most places so expensive an article of luxury, that rarity alone has given it a factitious value with many persons; for the fish is in reality much more delicate and sapid when *ripened* for a day or even more. The same thing holds of turbot and cod, though they too are prized for that crimp harsh freshness, which is in truth no recommendation in the eating, and often a drain on the purse.—P. T. We decidedly question this.—W. W.



THIS PAGE IS LOCKED TO FREE MEMBERS

Purchase full membership to immediately unlock this page

Get Smart

Over 2,000 years of
human knowledge in
797,885 volumes

Instant access
\$8.99/month

Continue

*Fair usage policy applies

119. Baked Salmon-Trout,*A handsome small dish.*

A TROUT of from two to four pounds will make this dish. Having cleaned and scaled it without cutting it much up, stuff with fish-forcemeat (See *Forcemeats*), and fix the tail in the mouth; or tie the fish up in curve lines, as if swimming,—a common way in boiling a long fish in a small kettle. Pour over it a *marinade* made thus:—Boil in vinegar and a good piece of butter, chopped carrots, onions, eschalots, with peppercorns, a bunch of parsley, a sprig of thyme, a bay-leaf, basil, cloves, and allspice in grains. Baste with this frequently; when baked, strain off the liquor, and keep the fish hot while you boil it down; thicken it with a piece of butter rolled in flour, season with a little essence of anchovies, pepper, cayenne, and the squeeze of a lemon. Serve the trout with this sauce strained over it; or if the trout is not skinned, in a tureen in preference.—See No. 113.

120. To Boil Turbot.*

A FISH of the middle size is the best. Choose the turbot thick in the belly, which should be of a cream-coloured white, and springy under the slightest pressure of the finger. When to be boiled, soak the fish in salt and water, to draw off the slime incidental to all flat fish. When thoroughly clean, score the skin along the backbone deeply to prevent the belly from cracking when the fish begins to swell in heating; and this done, place it on a fish-strainer with the back undermost. If very large, clever cooks cut out the bone to some extent. The turbot-kettle must be roomy and nicely clean, as the colour of fish is even more easily injured

* This pontifical fish is found of excellent quality in many parts of the British seas, and also on the Irish coast; but what are still esteemed the best, are, like the best cod, caught off the Dutch coast, and brought alive to London in well-boats. This fish is in season, like the haddock, from the time it has had a "leap in the May flood" till Michaelmas. The halibut, which in Scotland often usurps the name of turbot, is in reality a handsomer-looking fish, and excellent of its kind, but not equal in richness, and far inferior in flavour to the genuine *Bannock Fluke* of Mr JONATHAN OLDBUCK. Miss Edgeworth relates an anecdote of a Bishop—and we doubt not that he came to be an Archbishop—who, descending to his kitchen to superintend the dressing of a turbot, and finding that his cook had stupidly cut away the fins, set about sewing them on again with his own Episcopal fingers. This dignitary knew the value of turbot.

than that of meat. The fish may be rubbed with lemon to whiten it.* Cover it with cold water, into which throw salt, six ounces to the gallon. Do not let the fish-kettle come too fast to boil; skim very carefully; and this done, draw aside the kettle, and allow it to simmer for from twenty-five to thirty minutes, without that violent degree of ebullition which would crack the skin and spoil the look of the fish. Many cooks, to have the colour fine, and to prevent the skin from cracking, wrap a cloth round it, which is fastened under the strainer. For *sauces*, anchovy, lobster, or shrimp sauce, or any of the fish-sauces stirred into plain melted butter, may be served in one tureen, and melted butter in another; but lobster-sauce is the favourite turbot-sauce. *Garnish* with a fringe of curled parsley, slices of lemon, or horseradish nicely seraped. Nasturtium flowers look pretty intermixed, though we are not fond of over-garnishing. Cover the cracks, if unfortunately there should be any, with the garnish and a little lobster-coral. The ornaments may be interspersed with fried sprats, or very small flounders fried. Small turbot makes a very delicate dish, cut in slices and fried, drained from the frying fat, and, without breaking, simmered for five minutes in a sauce made of thin melted butter, a few pickled oysters chopped, or a boned anchovy, a teaspoonful of walnut-pickle, and a dessertspoonful of mushroom-catsup. Take up the fish with a slice, lay it neatly in the dish, and, having skimmed the sauce, pour it hot over the fish. A glass of claret is a desirable addition to this sauce. Garnish with slices of lemon.—*Obs.* Cold fish of any kind may be cut in neat pieces, and heated up in a white sauce; or *soused*, by placing it handsomely on the dish in slices, and pouring over it any of the flavoured vinegars you choose, or white pepper and plain vinegar. If any lobster-sauce is left, it will be found most useful in dressing cold turbot afresh. The French make many *entrées de desserte* of this fish, by cutting what remains into filets or dice, stewing these in a white sauce—*à la crème*, or serving in *vol-au-vent*, or in a dish with an ornamented border made of fried bread cut into diamonds.—See Nos. 688, 691. For turbot, *Carême* serves no sauce save two tureens of melted butter.

* French cooks sometimes boil turbot in milk and water.

121. An excellent Way to Dress a small Dish of Turbot or Brill.

WHEN the fish is cleaned, take off the skin gently (many like the skin), and cut the fillets off with a sharp knife. Dip the fillets in beat eggs, then in crumbs, minced parsley, and other seasonings. Dip thus twice. Place the fillets in a deep dish stuck round with butter, and bake them twenty minutes in a moderate oven, basting from time to time with the butter. Have ready lobster-sauce made of thin veal-broth, with cayenne, nutmeg, and salt. Let the lobster-meat stew in this for ten minutes before thickening it with *roux*. Dish the baked fillets in a hot dish, and pour the sauce hot over them. Garnish with slices of lemon and curled parsley.—*Obs.* Where the party is not large, this is a very excellent way of dressing this expensive fish. It may also be stuffed and baked whole. Fillets of the tail will make a good dish, and allow plenty of an ordinary-sized fish for boiling on a future or a previous day. Many persons admire the above modes more than boiled turbot.

121.² Soles in different Ways.

THIS fish is a general favourite in England, and when good, not inferior to turbot, if not, indeed, more delicate. It may be boiled plain as small turbot, putting it in warm water, made into a brine, as above directed, and simmered gently from six to ten minutes, according to size. Serve with the turbot sauces, and cucumber as for salmon.—*Baked Soles:* two fish, white side upmost, are, when thoroughly cleaned, put into a wide baking-pan with two ounces of melted butter: stick two ounces more over the fish, having first brushed them with white of egg, and strewed a thick layer of fine crumbs and minced parsley over them: bake for a quarter of an hour; pour the gravy from them: if too rich, lay part of it aside, and put a glass of sherry and a squeeze of lemon-juice with cayenne and white pepper to the remainder, which boil up, skim, and pour gently under the nicely baked soles when dished. We consider the above modes better than *filleting*; but soles are also dressed in fillets. In some parts of England they are provincially stewed in cream, being first parboiled in water.



THIS PAGE IS LOCKED TO FREE MEMBERS

Purchase full membership to immediately unlock this page

SAVE \$3,999,994

Did you know we sell
paperback books too?

To buy our entire catalog
in paperback would cost
over \$4,000,000

Access it all now for
\$8.99/month

*Fair usage policy applies

Continue

down, and the soft part pounded. Simmer this sauce for five minutes, and skim it well; wipe clean the edges of the dish in which the fish is crisping, and pour the half of the sauce around it, serving the rest in a tureen. *Garnish* with fried oysters, small fried flounders, pickled samphire, or slices of lemon. *Cod's head* is also dressed with a *brown sauce*, made of the stock, or with butter nicely browned, and a little mushroom-catsup. This sauce is generally made more *piquant* than the white, by the addition of two boned anchovies.—*Obs.* This Scotch mode of dressing cod is nearly the same as the French *Cabillaud à la Sainte Menehould*, only the cod is then stuffed with a forcemeat either of meat or fish. Cod may be parboiled and finished in the oven with the above sauce.—*Oysters, Mussels, or Cockles, may supply the place of Lobster.*—See No. 184.

123. Boiled Cod or Haddock with Shrimp-Sauce.

Cut off the tail of cod, which would be useless before the other part is enough done. But if a large dish is wanted, place the tail-cut in the belly. Rub well with salt inside without washing; let it lie from one to two days, and wash and boil slowly in plenty of water, with a handful of salt. Drain the fish, serve it on a napkin, and garnish with the boiled roe and liver, or small flounders or whittings, nicely fried,—or with parsley only. Serve shrimp-sauce. The tail-cut may lie in salt for a few days, and be boiled and served with egg-sauce, or parsnips mashed with butter and cream, or it may be broiled fresh, or fried in fillets or slices, and served with *oyster* or *shrimp* sauce; or, *grandly*, with a sauce made of half a pint of veal-gravy, a glass of red wine, a boned anchovy chopped, white pepper and salt, and a few pickled oysters, and thickened with a little flour kneaded in butter. Boil up and skim the sauce; place the slices neatly on the dish, and pour it around them. In Scotland, where cod is comparatively cheap, only the *middle-cut* is taken for a company dish; and is boiled, skinned, crumbed, browned before the fire, and served as above with oyster or shrimp sauce. Large or *Dublin Bay Haddocks* are cooked and served as cod. The French make *entrées de desserte* of cold cod as of turbot. These fish may be used as above quite fresh, but are improved by a night in salt. See *French Cookery of Fish, from 679 onward.*

124. To Dress Cod-Sounds.

CLEAN and scald them with very hot water, and rub them with salt. Take off the sloughy coat, parboil them, then flour and broil till enough done. Dish them and pour a sauce made of brown gravy, pepper, cayenne, salt, a little butter kneaded in browned flour, a teaspoonful of made-mustard, and one of soy. *Cod-sounds* are dressed as *ragout*, by boiling as above, and then stewing in clear gravy, adding a little cream and butter kneaded in flour, with a seasoning of lemon-peel, nutmeg, and mace. Cut them in fillets. They may also be cut in fillets, turned round, dipped in batter, and fried; and served on a napkin. See *Note* to No. 1189, and also Nos. 682-4, and 691. *Cod-livers* and their oil we leave to the physicians, who certainly make the most of them.

125. Cold Boiled Cod Curried.

A LARGE fish that comes in fine flakes is best. Fry the flakes in butter, with sliced onions, of a pale brown, and stew them in a little white gravy, thickened with butter rolled in flour, and a large dessertspoonful of curry-powder, rubbed down with a glassful of good cream. *Obs.* Cream for curries is, we think, the better of being a *little turned*,—thick and *sourish*, but not clotted. Good butter-milk makes a substitute for cream in this and most common made-dishes. The large flakes may be seasoned and then fried in batter with butter or lard. See *Curried Fish*, No. 154.

126. Cabeached Cod.

CUT the tail-part of the fish into slices, and upon these rub some white pepper and salt. Then fry in Spanish oil. Take the slices from the pan, and lay them on a plate to cool. When cold, put them into a pickle made of good vinegar, in which some white peppercorns, a few cloves, a little mace, and salt, have been boiled. When cold, mix with the pickle a teacupful of oil. Put the fish into a pot, and between every piece lay a few slices of onion, and keep the whole well covered with the pickle. In the same manner salmon may be *cabeached*; but if taken fresh out of the water, it is liable to break, which it will not do after being kept a few days. Mackerel when prime may be

treated in this way, omitting the onion, and will, if not too soon opened up, keep for months, and be useful when fresh fish cannot be obtained. Oil should be poured over the pots to exclude the air. This is nearly the famous Spanish *escabeche* or fish-pickle. The Spanish preparation is similar to the dish above described, with the addition of a large portion of garlic and some bay-leaves. The Spaniards eat it with ginger and salad, and sometimes stew it lightly.

127. To Crimp Cod.

BOIL quickly very fresh cod, cut in thin slices, or whole, in strong boiling brine for fifteen minutes (only ten if cut). Serve instantly with shrimp or oyster sauce. Cod in slices may also be fried or grilled.

128. To Dress Salt Cod, Ling, Tusk, etc.

THE fish must be soaked for a length of time corresponding to the hardness it has acquired. Soak it in cold water for a night; that done, if still hard, beat it well with a paste-roller, and brush it with a hard brush, and soak it again in lukewarm water. Let it come very slowly near to boil. When it has soaked thus for an hour and a half by the side of the fire, take up the pieces; scrape off the tough filmy outer parts, or clotted scales, *but not the skin*, which, containing much gelatine, is the best of the fish. Place the pieces, laid skin to skin, in the stew-pan, having first trimmed them neatly from bones and films. Pour the strained liquor over them in which they have simmered; simmer for three, or, if needful, four hours longer, but never allow the fish to boil up till it is ready. Serve on a napkin, with egg-sauce or parsnips mashed with plenty of butter; mustard must never be forgotten. Garnish with hard-boiled eggs divided or in circular slices. Fillets are sometimes rolled round, and tied up, taking off the threads before dishing.—*Obs.* At sea, salt fish is dressed after a very palatable, if not refined fashion, by pulling it, when boiled, into flakes, and beating it up with mashed potatoes, or parsnips and butter. In New England, where the management of dry cod is well understood, it is alternately soaked and laid on a table till sufficiently softened, which is thought a better method than continual soaking. See Nos. 690 and 763.



THIS PAGE IS LOCKED TO FREE MEMBERS

Purchase full membership to immediately unlock this page

Get Smart

Over 2,000 years of
human knowledge in
797,885 volumes

Instant access
\$8.99/month

Continue

*Fair usage policy applies

sapid, it may, in cool weather, hang from one to three days. *Sauce*,—Melted butter, or lobster or caper sauce. *Skate fries* very well when first parboiled for five minutes, cut in thin slices, and dipped in egg and bread crumbs; it eats well cold, with mustard, pepper, and vinegar. It is also very good parboiled, and then grilled in slices, serving it with parsley and butter, or caper-sauce.

132. Another Way to Boil Skate.

MAKE a stock of the trimmings of the skate, parsley, onions, a clove of garlic, a sprig of basil, and a half-pint of vinegar. When this is cooked put in the skate, put also in the liver, let it just boil, and leave it twelve minutes covered with a cloth under the lid. Drain and dish on a napkin. Make a sauce with the brown meat nicely minced, and some of the stock. Garnish with the liver.—Serve *Caper-sauce*. Skate is also served with onion-sauce, parsley and butter, or *beurre noir*, *i. e.* butter fried till black.

133. To Crimp Skate.

CLEAN, skin, and cut the fish into fillets, which must be tied to keep them round. Boil these quickly in water made very briny,—drain the fillets, take away the strings,—and serve with caper-sauce, parsley and butter, or shrimp-sauce. *Obs.* The French stew this excellent if homely fish in a

whiteness. We have, however, seen a small kind of skate which is caught along the north-east coast of Scotland, of a leaden-blue colour, called by fishermen the *deen* or dun skate, which is more delicate than any other kind we have met with. In places where this fish forms a great part of the food of the common people, it is best relished when it is hung till dry, by which time it has acquired so strong a smell of ammonia as to be intolerable to the uninitiated. This fish, in those primitive days when as yet turtle was not, used to be esteemed, when eaten *cold*, with mustard and vinegar, quite a grand regale by those sober citizens of Edinburgh who repaired on holidays to the fishing-hamlets around the city. It is thought to eat like lobster,—by persons of lively imagination. Skate is said, when out of season, to produce cholera and other violent diseases. The same thing is alleged of salmon in the state of foul or “black fish;” and there is no question but that fish undergoes a change at particular seasons, which renders it for the time exceedingly improper food. There are instances of seamen dying in consequence of eating dolphin. Shell-fish especially mussels, sometimes occasion violent disorders, and kippered salmon is, according to Dr Christison, as poisonous as sausages. It is said that accidents of this nature may be avoided by the simple test of putting a piece of silver into the fish-kettle. If it blacken, the fish should be considered dangerous, if not absolutely poisonous.—P. S. T.

marinade of vinegar, salt, pepper, onions, bay-leaves, etc.; and after skinning, serve it with caper-sauce, or cucumbers. As the Parisians seldom have sea-fish very fresh, they season more highly than the English and Dutch. On the whole, we consider the modern English cookery of fish better than the French.

134. Haddocks in Brown Sauce.

An excellent old-fashioned Scotch Dish.

CLEAN, cut off the heads, tails, and fins, and skin from six to eight small-sized haddocks. Take the heads, tails, and trimmings, with two or three of the fish cut down, and boil them in a quart of water or broth, with a couple of onions, some sweet herbs, and a piece of lemon-peel; thicken with four ounces of butter rolled in browned flour, strain the sauce, and season highly with mixed spices and mushroom-catsup; and when it boils and is skimmed, put in the fish, skinned, boned and cut into fillets [*Read No. 136*], and if you choose previously browned in the frying-pan. If there be too little sauce, add some good beef-gravy; add if you like, a quarter hundred of oysters and a glass of their liquor; or some mussels, and a little wine. Take out the fish, when ready, with a slice, and pour the boiling sauce, which should be brown, smooth, and thick, over them.

OTHER WAYS.—*Haddocks may be stuffed* with a fish-forcemeat, and dressed in a sauce, as directed above. Some of the forcemeat may be made into balls for garnishing. Haddocks may also be stuffed, egged, and strewed with fine bread-crumbs, and minced parsley; and baked, basting them well with butter. Serve in a white or brown sauce made of a pound or more of veal, onions, and parsley, and thickened with plenty of butter kneaded in brown flour. Strain, and add a glass of white wine, the juice of a lemon, white pepper in fine powder, a quarter-hundred of pickled oysters divided, and a spoonful of the pickle. Pour the boiling skimmed sauce over the fish. Garnish with sliced lemon and pickled samphire. *Whitings* are dressed as above, with a white sauce, and *codlings* with a brown sauce. For *Crap-pit Heads*, see *National Dishes*. See also *Fish and Sauce, National Dishes*.

135. Haddocks Baked.*A plain good Family Dish.*

CLEAN and season three or four haddocks, place them neatly on a flat dish, with a border of paste or mashed potatoes neatly marked. Glaze with an egg, and place bits of butter here and there over the fish, and a piece inside of each. Garnish with potato-balls *ragout*, and bake for a half-hour. Pour a little melted butter and catsup over the dish, as in baking fish get dry. This dish may be made much finer by adopting receipt No. 149. Bake a large haddock as salmon, No. 113.

136. To Fry Haddocks, Soles, Trout, Perch, Tench, Whittings, Flounders, Herrings, etc.*

CLEAN and skin the haddocks or whittings. If the haddocks are too large, cut them into two or three pieces,—or split them, or slit the backs. The bone should be cut out, particularly in large fish; or they may be dressed in *fillets*, now the fashionable way: *fillets* are made by cutting the fish neatly off the back-bone in oblong slices: when to be boiled or dressed *à la Francaise*, skin the fish—two soles for example—make a deep incision down the back-bone on each side, and divide each side into four fillets; but leave the fish on the bone till boiled and drained, by which means the fillets will be more easily detached smooth and unbroken. When the fish are to be fried, rub them with flour, and, if to be higher dressed, rub off the flour, and with a paste-brush brush them over with beat egg; strew finely-grated crumbs over them, and fry in a deep pan in plenty of clarified dripping or lard (oil is still better), heated to such a degree that it may neither scorch the fish nor yet stew them: when a thick smoke rises they are considered ready. Turn and lift them carefully, and keep them hot by the fire, on a reversed sieve and soft paper, to absorb the

* It is not easy to know the delicate whiting, at all times, from the coarse codling:—the codling has a beard—the whiting is silvery smooth. Flounders differ much in quality; there is a coarse kind of flounder, with bright scarlet star-like spots, which in reality looks better than the sober-coated *gray-back*, though the last is often not inferior to brill. The colour is a surer test than the thickness or firmness of the fish. Haddocks are in season from Whitsuntide to Christmas. Herrings are never long out of season, though the quality falls off at times.



THIS PAGE IS LOCKED TO FREE MEMBERS

Purchase full membership to immediately unlock this page

SAVE \$3,999,994

Did you know we sell
paperback books too?

To buy our entire catalog
in paperback would cost
over \$4,000,000

Access it all now for
\$8.99/month

*Fair usage policy applies

Continue

138. To Dress Slices of Halibut, Ling, or Tusk,—
A Maigre Dish.

FRY the fillets in butter, and then stew them in a little fish-stock, seasoned with parsley and celery. Add a piece of butter rolled in flour, white pepper, mace, a little lemon-peel, and a squeeze of lemon-juice ; or use a curry-sauce.

139. Herrings and Mackerel.

CHOOSE soft roe fresh mackerel. When gently boiled for from twelve to twenty minutes according to their size, dish on a napkin, with the boiled roe. Serve fennel-sauce, or a mixture of fennel and parsley ; more commonly and better, melted butter, or *Maître d' Hôtel* sauce. They may be fried or broiled, either split or whole, sprinkled or stuffed with herbs chopped and crumbed, and seasoned with pepper and salt ; or *collared*, by splitting them, taking out the bones, seasoning with mixed spices, rolling up and baking them in a slow oven. Herrings or mackerel are very good baked, and will keep a week. Clean, and season them highly with salt and mixed spices. Pack them neatly, *heads and tails*, in a deep dish. Fill up with vinegar, and stick a little butter over them. Tie them closely up with several folds of paper, and bake them. They eat very well cold, or will warm up in their own liquor. For pickling highly, bay-leaves, and more vinegar and spices, may be employed, and the fish may be either baked or boiled ;—boil up the pickle, and when cold pour it over them, as directed for salmon, p. 166.—The French cook mackerel with fine herbs, champagne, and butter. Nor in London are the days quite gone by,—

“ When Mackerel seem'd delightful to their eyes,
 Though dress'd with incoherent gooseberries.”

139 . Fresh Herrings as Dressed at Inveraray,

And the Highland Sea-Lochs.

THE best herrings are obtained in these localities almost alive. Cut off the heads, fins, and tails ; scale, gut, and wash them. Split and bone them or not, dust the inside with pepper and fine salt. Place two herrings flat together, the backs outmost, and dip in toasted oatmeal and fry them for seven minutes. Serve hot. They are delicious ; and, in the summer, add much to the breakfasts in the steamers

on the Clyde, and round all the north-east and west coasts of Scotland.

140. To Stew Trout, Carp, or Perch.

CLEAN and skin the fish; if large, they may be divided or split. Rub them inside with salt and mixed spices. Lay them in the stew-pan, and put in nearly as much good stock as will cover them, with a couple of onions and four cloves stuck in them, some Jamaica and black peppercorns, and a bit of mace; and when the fish have stewed five minutes, a couple of glasses of white wine, a boned anchovy, the juice of a lemon, and a little cayenne. Take up the fish carefully when ready, and keep them hot. Thicken the sauce with butter kneaded in brown flour; add a little mushroom-catsup and a few pickled oysters, if approved:—the sauce, though less piquant, is more delicate without catsup. Having skimmed and strained, pour it hot over the fish.—*Obs.* In the French and Dutch kitchen, fish is sometimes stewed *maigre* with wine, spiceries, and butter. The dry, austere or sub-acid wines are the best adapted for this purpose. The sauce is thickened with bread boiled in it. These fish may all be boiled plain, and served with finely-minced parsley and butter, or fennel, or chervil and butter, or equal parts of each. (See *Fish Sauces*.)—The fish may be browned previously; but we conceive the flavour better when they are at once put to stew in the sauce. In England fish is sometimes stewed in cider instead of wine, seasoning with cayenne, eschalot, or onion. In Germany carp is sometimes even yet stewed in strong ale thickened with gingerbread!—See Nos. 685–7.

141. To Stew Soles, Eels, Lampreys, and Fillets of Turbot, Halibut, Whittings, Cod, etc.

CLEAN, skin, and trim the fish. Eels must be cut in from three to four-inch lengths, and rubbed with salt to draw out the slime. Wash them thoroughly; cut off the heads. The other kinds of fish may be cut into larger pieces; the pieces may be dipped in egg, rolled in grated crumbs, and browned before they are put into the stew-pan. Have a pint and a half of good clear beef-gravy, in which two onions, a carrot, and a few savoury herbs have been boiled. Stew the fish in this gravy very gently, giving a quarter of an hour to the harder sorts, and about ten

minutes to whittings or eels. Lift out the pieces or *fillets* with a fish slice, and keep them hot. Skim the sauce, and thicken it with brown flour, *roux*, or rice-flour; add a small glass of wine, and a large spoonful of mushroom-catsup; give it a minute's boiling, and strain it over the dished fish.—*Obs.* Stewed fish may be dressed for *maigre days* in the French manner, making the stock strong, either with fish or butter, or part of both, and using more herbs and seasonings. *Lampreys* and *codlings* are the better of having an anchovy and some made-mustard added to the above sauce. Serve them with scraped horseradish, sippets of bread, or fried parsley.

142. To Fry Eels.*

SKIN and clean them, rub them in all cases with salt, and wash in several waters. Cut them in four-inch lengths; but if small, turn them round, the tail to the mouth, and, having rubbed them with salt and mixed spices, brush them with beat egg, and roll in crumbs. Fry in plenty of boiling lard, drain from the fat on a sieve before the fire, and serve with chervil and butter, or parsley and butter, plain melted butter, or melted butter sharpened with Chili vinegar or lemon-juice. If *maigre*, fry in butter or olive-oil. This, on a *maigre* day, is a dish for the Pope.

N.B.—The fat in which eels are fried does not answer well for frying other fish.

143. To Collar Eels.

SPLIT, bone, and skin, without mangling, a large eel. Season

* The freshness of an eel is known by its vivacity of motion; and its quality by the colour of the skin. The best kind, the silver eel, is that found in the clearest waters. The dingy yellow, and the deep sallow-green are inferior to the clear, coppery, brown-backed eel, and even to the bronze-coloured. Fresh-water fish of all kinds are best when found in clear streams. The natives of turbid, sluggish waters, are justly considered more difficult of digestion. This is said to be peculiarly the case with salmon. If very slimy, soak the eels in water in which a piece of alum or charcoal is put.

The cruelty inflicted on eels is proverbial. Instead of skinning and cutting alive, a humane method of putting them to death is recommended by Dr KIRCHNER, which deserves to be generally known. With a sharp-pointed skewer pierce the spinal marrow through the back part of the skull, when life will instantly cease. Mons. UDE gives the following receipt:—"Take live eels, throw them into the fire, and as they are twisting about on all sides, lay hold of them with a towel in your hand, and skin them."



THIS PAGE IS LOCKED TO FREE MEMBERS

Purchase full membership to immediately unlock this page

Get Smart

Over 2,000 years of
human knowledge in
797,885 volumes

Instant access
\$8.99/month

Continue

*Fair usage policy applies

cayenne, and arranged with the tails meeting in the centre of a flat baking-dish, covered with fine bread-crumbs, over which plenty of fresh butter is laid, and baked for from ten to twelve minutes. Serve as above, placing the baking-dish concealed in another, in which a napkin is puffed. *Garnish* with fried parsley and lemon sliced.

146. To Broil, Bake, or Fry Sprats, Smelts, etc.

RUN a long bird-skewer or a common knitting-needle through the eyes. Dust them with flour, and have a hot gridiron rubbed with mutton-suet or chalk, and a clear fire. Serve them hot. These fish will pickle or bake, and eat well cold. Bake them with butter, and a high seasoning of mixed spices and vinegar. They will keep for a week.—*Another way.* Dip them in a batter made of two eggs, and bread-crumbs mixed with flour and seasonings, and fry them. Serve them on fried parsley.—*Obs. Imitation-Anchovies* may be made of sprats cured in a strong pickle of bay and common salt, *sal prunella*, sugar, and pounded pepper, with a little cochineal to colour them. In Scotland, sprats, *garvocks*, etc., and herrings, are roasted on the *girdle* which toasts the family oat-bread, and this plan answers very well in cottage economy.—See *White Bait*, No. 156².

147. To Dress Red Herrings, Sardinias, and Buffed and Pickled Herrings.

SKIN, open, and trim red herrings. If old and dry, pour some hot small-beer or water over them, and let them steep a half-hour, or longer if hard. Yarmouth bloaters seldom need soaking. Broil them over a clear fire at a considerable distance; or before the fire; rub them with good oil or fresh butter while broiling, and rub on a little more when they are served. Serve them very hot, with scooped cold butter; or with melted butter and mustard, and mashed potatoes or parsnips.

Steep Pickled Herrings from one to two days and nights, changing the water if they be very salt. Hang them to dry upon a stick pushed through the eyes, and trim and broil them when wanted. These are called *buffed* herrings in Scotland, and are served at breakfast or supper.

148. Pickled Herrings,

A French way for a rere-supper.

WASH the herrings; cut off the heads and tips of the tails; skin them; steep them in lukewarm milk and water, and dry and broil them; dish with slices of raw onions and rennets, and serve with oil.

149. To Stuff and Bake Carp, Pike,* and Haddocks.

HAVING scaled and cleaned the fish without cutting open much of the breast, stuff them with a *maigre* forcemeat made thus: Beat yolks of eggs, a few oysters bearded and chopped, and two boned anchovies, pounded biscuit, or bread grated, minced parsley, and a bit of eschalot or an onion, a blade of mace pounded, pepper, allspice, and salt. Mix these in proper proportions; and, having melted a good piece of butter

* *Receipt for Dressing a Pike, by ISAAC WALTON.*—"First open your pike at the gills, and, if need be, cut also a little slit towards the belly. Out of these take his guts, and keep his liver, which you are to shred very small with thyme, sweet-marjoram, and a little winter-savoury; to these put some pickled oysters, and some anchovies, two or three, both these last whole, for the anchovies will melt, and the oysters should not; to these you must add also a pound of sweet butter, which you are to mix with the herbs that are shred, and let them all be well salted. If the pike be more than a yard long, then you may put into these herbs more than a pound, or if he be less, then less butter will suffice; these, being thus mixed, with a blade or two of mace, must be put into the pike's belly; and then his belly so sewed up as to keep all the butter in his belly if it be possible; if not, then as much as you possibly can. But take not off the scales. Then you are to thrust the spit through his mouth, out at his tail. And then take four, or five, or six split sticks, or very thin laths, and a convenient quantity of tape or filleting; these laths are to be tied round about the pike's body from his head to his tail, and the tape tied somewhat thick, to prevent his breaking or falling off from the spit. Let him be roasted very leisurely, and often basted with claret wine, and anchovies and butter mixed together, and also with what moisture falls from him into the pan. When you have roasted him sufficiently, you are to hold under him, when you unwind or cut the tape that ties him, such a dish as you propose to eat him out of, and let him fall into it with the sauce that is roasted in his belly, and by this means the pike will be kept unbroken and complete. Then, to the sauce which was within, and also that sauce in the pan, you are to add a fit quantity of the best butter, and to squeeze the juice of three or four oranges. Lastly, you may either put it into the pike, with the oysters, two cloves of garlic, and take it whole out when the pike is cut off the spit; or, to give the sauce a hogoo [*haut gout*, we presume], let the dish into which you let the pike fall be rubbed with it; the using or not using of this garlic is left to your discretion.

"This dish of meat is too good for any but anglers or very honest men; and I trust you will prove both, and therefore I have trusted you with this secret."

in a stew-pan, stir them in it, over the fire, till of the consistence of a thick batter, adding more biscuit-powder or flour if necessary. Fill the fish and sew up the slit. Bake them in a moderate oven, basting with plenty of butter, and sticking butter all over them. They will look handsomer if brushed with egg and crumbed. Serve *Pike* with anchovy-sauce, and *carp* with the following sauce:—Take up the fish on a hot dish; thicken the liquor in which it was baked with butter rolled in flour, boiling it for a few minutes with a faggot of parsley, a few leaves of basil, a sprig of lemon-thyme, and a very little marjoram. Strain and add to the sauce a teaspoonful of made-mustard, and one of Chili vinegar, a glass of red wine, and a little soy, with mace, pepper, and salt to taste. Pour a little of this over the carp, and serve the rest in a tureen. Garnish with curled parsley and slices of lemon, or parsley and scraped horseradish.—*Obs.* A highly-relishing forcemeat for the above may be made of scraped ham or tongue, or bacon fried and cut in little bits, suet, or marrow, eschalot, cayenne, salt, a chopped anchovy, bread-crumbs, a little walnut or oyster liquor, with egg to bind the composition. The meat of a lobster may be substituted for the ham or fried bacon.—See *Scottish Crappit Heads*, No. 747, and *Fillets of Haddocks*, also *French Cookery of Fish*, Nos. 679 onward.

150. To Dress Plaice, Brill, or large Flounders.

CLEAN, and, without washing, wipe the fish, and rub it with salt. When it has lain from six hours to a day, wash it, wipe it very dry, and rub with flour to absorb all the remaining damp. When the flour is rubbed off, brush it over with beat egg, and dip it in bread-crumbs, with a little finely-minced parsley. Fry it in plenty of lard, and when drained from the fat and dry, serve it on fried parsley, with anchovy-sauce, or melted butter sharpened with the juice of a lemon or Seville orange.

151. To Dress Pipers.

CLEAN a very fresh fish without cutting it open too much. Stuff it with a forcemeat of two to three ounces of shred suet, and a large breakfast-cupful of bread-crumbs, mixed with two eggs, chopped parsley, pepper, salt, and a little cayenne. Sew in this stuffing, skewer the tail into



THIS PAGE IS LOCKED TO FREE MEMBERS

Purchase full membership to immediately unlock this page

SAVE \$3,999,994

Did you know we sell
paperback books too?

To buy our entire catalog
in paperback would cost
over \$4,000,000

Access it all now for
\$8.99/month

*Fair usage policy applies

Continue

good of its kind, in well-stopped vials, and to mix them when they are wanted, suiting the quantities of the various ingredients to the nature of the dish. Fish, for example, requires more acid than fowl. Some people like a great deal of cayenne, others detest the taste and smell of turmeric, and some are all for ginger. To use curry-powder mixed in the same proportions for every sort of viand and of taste, may do very well for those who entertain a mysterious veneration for the Oriental characters inscribed on the packages, but will not suit a *gourmand* of any knowledge or experience. Lobsters, prawns, oysters, or mussels, may be added to fish-curry, and are *curried* by themselves. Dressed fish make good curry. The curry may be any shade of colour, from pale gold to deep rich brown, by browning the fish and onions more or less, or adding browning.

155. Dutch Water-Souchy,—*Maigre*.

EELS, gudgeons, whittings, flounders, perch, tench, etc., are all employed for this dish. Whichever sort of fish you use, clean them well, taking out the gills, eyes, etc. Cut them in neat small pieces. Have a little good fish-stock made of the heads and fins, and seasoned with onion, parsley, a bit of lemon-peel, pepper, and salt. Strain and skim, and stew the cut fish in this for eight or ten minutes. Put in a little catsup; skim and serve in a soup-dish. A bay-leaf may be boiled in the stock, and the souchy may be flavoured with essence of anchovy, eschalot, or any flavouring ingredient that is approved.* DR ANTHONY TODD THOMSON'S receipt.—Boil down two small flounders, whittings, or haddocks, in a quart of water to a third, reducing them nearly to a pulp; prepare four more flounders, and boil them in the strained liquor, serving with salt, pepper, and cayenne. This is strongly recommended for convalescents; thickening the dish with beat yolk of egg if in advanced convalescence.

156. To Dress Cray-Fish and Shrimps.

BOIL cray-fish for fourteen minutes in the shell, in wine and water, or in salted water and vinegar, with herbs; drain, and serve them, hot or cold, on a napkin arranged neatly in form. *Shrimps*:—Boil five minutes.

156². To Dress Whitebait,

As at Greenwich and Blackwall.

THE sooner this delicate fish is cooked after it leaves the

* We have been refused the receipt of the Star Inn at Alphen in Holland, a place famous for its *water-zootje*. This is illiberality which the CLEIKUM CLUB rarely experiences.

water the better, just like herrings, mackerel, and also the small kinds eaten as whitebait. Keep them in a pan of sea water, or salted water. Lift them with a skimmer—for they should never be handled—into a towel in which plenty of flour is put. Toss them about till coated with flour; place them in a colander, and sift all the flour off them that will come off easily, and instantly fry them for from one to two minutes in hot lard; lift with the fish-skimmer, drain from the frying-fat, and serve neatly and instantly on a fish-plate of china or silver, piling them like a pyramid. They are eaten with brown bread and butter, and *sauced* at table with a squeeze of cut lemon and cayenne: the accompanying beverage is iced punch.—*Obs.* Whitebait is now settled to be a distinct species of fish; especially created, we presume, for English Cabinet Ministers and their friends, and a few London bankers and merchants. It is, however, found in other British estuaries besides the Thames, though it never can relish on the shores of the Dornoch Firth as at Greenwich. Our *receipt* is applicable to all localities, and to the several small delicate species of fish that pass for genuine whitebait.

157. Rich Fish-Pie,—*A maigre dish.*

CLEAN and nicely trim either soles, trout, salmon, turbot, whichever is intended for the pie, and cut the meat from the bone in handsome fillets. Season the fillets with pepper, cayenne, mace, and salt. They may either be turned round or laid flat in the pie-dish, packing them neatly. If to be very rich, the pie-dish must be lined with fish-forcemeat. Put bits of butter below and above the fish, and strew in, if to be *very rich*, chopped shrimps or prawns, or the soft part of oysters, or lobster-meat. Season a half-pint of stock made of the fish-heads and trimmings; thicken, and strain this over the fish, and cover the dish with a good puff-paste. It will require less baking than a meat-pie of the same size.—See *Fish-Pudding*, No 683.

158. Lobster-Pie,—*A maigre dish.*

PARBOIL two good lobsters; take out all that is good of the meat, and cut it in bits, and place it in a small pie-dish. Beat the spawn and shells, and stew them in water, with a

blade or two of mace, and the juice of a lemon or a little good vinegar. Strain this over the lobster-meat, and cover with a light paste. Soy, wine, cayenne, and catsup will make this pie more relishing.—*Obs.* Some knowing gourmands have lobster-pies made of alternate layers of lobster and oyster meat, and bread-crumbs, with small farce-balls of pounded oysters, lobster-coral, and essence of anchovies.

159. Fish Re-Warmed,—*Maigre.*

CUT cold cod, turbot, skate, pike, or other fish, in neat bits or flakes from the bone: place in a dish any sauce left of it, and lay the bits on this, pouring over them four ounces of butter melted in cream, and thickened and seasoned to your taste with cayenne, made-mustard, and Harvey's fish sauce. Heat thoroughly in a Dutch oven: the dish may have a paste border, or be served on another dish in a puffed napkin.—See Nos. 683, 684, for French receipts.

160. A Savoury Shrimp or Prawn Pie,—*Maigre.*

HAVE as many well-cleaned shrimps or prawns as will nearly fill the pie-dish. Season with pounded mace, cloves, a little cayenne, or Chili vinegar. Put some butter in the dish, and cover with a light puff-paste. Less than three-quarters of an hour will bake these pies.

161. An Excellent Salt-Fish Pie,—*Maigre.*

THIS may be made of either cod or haddocks salted, but not too dry. Steep and boil the fish. Trim away all skins, bones, and fins, and cut them into thin handsome pieces. Boil hard, and peel half a dozen eggs, and slice them thin; do the same with as many well-sized onions. Have plenty of parboiled potatoes sliced. Place some bits of butter and a layer of potatoes in the bottom of a large pie-dish, then fish, then eggs, then onions, and again butter, thus filling up the dish, shaking pepper over every separate layer, and putting butter over each. Make a sauce of chopped hard-boiled yolks of eggs, melted butter, a little made-mustard, and essence of anchovy, or soy, and pour it over the pie. Cover it with a puff paste, or with mashed potatoes, scalloped round the edge, and glazed with eggs. This pie, if with potato, will not require much of the oven.—*Obs.* Pies may



THIS PAGE IS LOCKED TO FREE MEMBERS

Purchase full membership to immediately unlock this page

Get Smart

Over 2,000 years of
human knowledge in
797,885 volumes

Instant access
\$8.99/month

Continue

*Fair usage policy applies

a large pot with water, and make it brackish with salt (on the coast sea-water is used); brush and put in the lobsters, tying the claws. Take off the scum, of which a great deal will be thrown up, and let them boil from twenty to forty minutes, according to the size. If boiled too long, the flesh will get thready and coarse; if not long enough, the spawn will not have a good colour. Wipe the lobsters with a damp cloth, then rub the shell with butter, and wipe it off again. Break off the great claws, and crack them at the joints without mangling. Split down the tail, and dress all neatly on the dish, serving the following sauce:—The hard yolks of two eggs pounded in a mortar with a little vinegar or lemon-juice, and the soft spawn of the lobster. When beaten quite smooth, mix this with a large spoonful of salad-oil and a glassful of the best vinegar, a teaspoonful of made-mustard, and a little cayenne and salt. For crabs the same sauce, but shorter boiling.

166. To Pot Lobsters, Shrimps, and Crabs for Sandwiches, Toasts, Deviled Biscuits, etc.

CRACK the claws, etc., and pick out the meat. If for sandwiches, beat it in a mortar with pounded mace, white pepper, cayenne, nutmeg, and salt. If to keep for eating, for a cold relish, mix the meat neatly cut in small bits, and

patron saint of epicures, made a voyage to the coast of Africa on hearing that lobsters of an unusually large size were to be found there; and, after encountering much distress at sea, met with a disappointment. Very large lobsters are found on the coast of Orkney. Some naturalists affirm (OLAUS MAGNUS and GÆSNER), that in the Indian seas, and on the wild shores of Norway, lobsters have been found twelve feet in length and six in breadth, which seize mariners in their terrible embrace, and dragging them into their caverns, devour them! However this may be, the lobsters and crabs for being *devoured* are best when of the middle size, and when found on reefs or rocky places. They are obtained on many parts of the British coast; and during the summer months there is generally an abundant supply in the London market. In places where crabs are good and plentiful, a pretty supper-plate is made of a few pairs of the claws cracked; and an excellent substitute for lobster-sauce is prepared from them, particularly from the small delicate species known by the name of *Cavies*. The age of shell-fish may, it is said be known, as that of a tree is by the bark, from the roughness and incrustations which gather upon the surface. Yet if lobsters cast their shells yearly, how can this be? At any rate, avoid the crusted. River lobsters are esteemed more delicate than sea ones. In Germany, lobsters are often boiled alive in milk. The Germans are indeed fond of cooking all sorts of fish in milk, and of marinading in milk.—Barbarous cookery.—P. T. French practice is rapidly refining German cookery.

the coral and the spawn, in a regular manner in layers or alternate pieces, so that when sliced it may have that marbled appearance, that look of mosaic work, which so much commends the taste of the cook. Press the layers into a potting-can, and bake, covered with butter, in a slow oven for about a half-hour. When cold, take off the butter, pack the meat in small potting-cans, and pour the butter again clarified over it.—*Obs.* What is left of this butter will be very relishing for sauces. *Potted lobster* may be dressed as a fricassée in a Bechamel or cream-sauce, or eaten cold. Lobsters for sauce, when the fish are dear or out of season, may be preserved in this way.

To pot Shrimps.—Shell as many fresh shrimps as will fill a pint basin. Melt a quarter of a pound of fresh butter in a small saucepan, which season pretty highly with a blade of mace, a particle of cayenne, and a very little nutmeg. Let the shrimps gently heat through, and soak in the butter for a quarter of an hour, but not boil. Pot, as other things, in very small shallow potting-cans. When cold, pour a little melted butter over, and cover them closely.

N.B.—If to be kept for sauce, pot at least three pints; but suit the seasonings to that purpose, and use no nutmeg.

167. Lobster, Haut Gout,—By H. Jekyll, Esq.

PICK the firm meat from a parboiled lobster or two, and take also the inside, if not thin and watery. Season highly with white pepper, cayenne, pounded mace, and cloves, nutmeg, and salt. Take a little well-flavoured gravy—for example, the jelly of roast veal—a few tiny bits of butter, a spoonful of soy, or walnut-catsup, or of any favourite flavoured vinegar, and a spoonful of red wine. Stew the cut lobster in this sauce for a few minutes.—*Obs.* This is one of those delicate messes which the *gourmet* loves to cook for himself in a silver dish over a spirit-lamp, the preparation of the morsel being to him the better part of it.

168. To Roast a Lobster.

WHEN parboiled, rub it with plenty of butter, and lay it in a Dutch oven, or before the fire; baste it till it froth; dredge lightly with flour, and baste again.

169. To Butter Lobsters, Shrimps, etc.

WARM the meat cut into nice bits, in a little good brown gravy. Season with mace, nutmeg, and salt; and thicken with butter kneaded in brown flour; or dress them white in clear gravy and a little cream, seasoning with white pepper and salt. *Prawns* and *shrimps* may be *buttered* in the same way, either in white or brown sauce, and served on toasted sippets. See No. 186.

170. Fricasseed Lobster,

An elegant Dish.

DRESS the lobster the same as in the former receipt, but use more veal-gravy, a little cream, and the beat yolk of an egg. Dish the fricassee in the middle of a small dish, and place the claws and cut tail neatly round it; garnish with pickled beetroot and sliced pickled cucumber. This is just a lobster salad.

171. Lobster in the French Mode.

CUT the meat in small dice. Stew it in a little rich sauce for a few minutes, and serve it in the shell, which must be nicely cleaned, and have a small paste border. Strew it twice over with sifted crumbs, and brown with a salamander.—See *Lobster-sauce*, and *Sauce for Lobsters*, No. 308, 309.

172-3. To Dress Crabs Hot and Cold,

And the Scotch Partan-Pie.

PICK the meat out of the claws and body of two crabs; clean one shell nicely, and return the whole meat into it, first seasoning with salt, white pepper, and nutmeg, with a few bits of fresh butter, and some bread-crumbs. A half-glass of vinegar beat up with a little made-mustard may be added, and a small quantity of salad-oil substituted for the butter.—Brown the meat when laid in the shell with a salamander. This is the preparation which WALKER the *Original* thinks so charming an interlude in a social dinner, when handed round with the fish.—*To dress Crabs cold.* Pick out all the meat, and mixing it well with a teaspoonful of salad-oil, with cayenne, white pepper, and salt to taste, serve it in the shell.—*Obs.* For variety the meat may be cut in



THIS PAGE IS LOCKED TO FREE MEMBERS

Purchase full membership to immediately unlock this page

SAVE \$3,999,994

Did you know we sell
paperback books too?

To buy our entire catalog
in paperback would cost
over \$4,000,000

Access it all now for
\$8.99/month

*Fair usage policy applies

Continue

176. A Salmagundi.

WASH and cut open at the breast two large Dutch or Lochfine pickled herrings; take the meat from the bones, without breaking the skin, and keep on the heads, tails, fins, etc. Mince the fish with the breast of a cold roast chicken skinned, a couple of hard-boiled yolks of eggs, an onion, a boned anchovy, and a little grated ham or tongue. Season with salad-oil, vinegar, cayenne, and salt, and fill up the herring-skins, so that they may look plump and well shaped. Garnish with scraped horseradish, and serve mustard with the dish.—*Obs.* An ornamental *Salmagundi* was one of the frippery Scotch dishes of former times. This edifice was raised on a china bowl reversed, and placed in the middle of a dish, crowned with what, by the courtesy of the kitchen, was called a pine-apple, made of fresh butter. Around were laid, stratum above stratum, chopped eggs, minced herring and veal, rasped meat, and minced parsley; the whole surmounted by a triumphal arch of herring-bones, and adorned with a garnishing of barberries and samphire.

177. To Stew Oysters,* Cockles, or Mussels.

PLUMP, juicy, middle-sized oysters alone will stew to advantage. When opened, put them in a saucepan to

* Oysters are conceitedly said to be in season in every month of the year that has an *r* in its name, beginning with September and ending with April; but the season in many places extends from August to May. Every city has its favourite oyster-bank. In London the Colchester and Milton oysters are held in most esteem. Edinburgh has her "whiskered Pandores," and Dublin the Carlingford, and "Powldoodies of Burran." Venice is celebrated for oysters. Ancient Rome had those of Tarentum. For the convenience of obtaining a ready supply of oysters, they are often transported from their original beds, and laid down on other places of the coast; but these exiles are seldom found in such perfection as those which are called *natives*; that is, such as have never been rudely torn from their native beds and despatched on voyages of profit. Oysters, when just dredged, may be so packed in small barrels as to keep good for a week or ten days, and in this state they are sent to distant places. Oysters may be dropped out of the shell into a bottle, and kept in their juice for a short time by pouring in a little olive-oil, and corking the bottle closely. They may also be preserved good for some time by *feeding*; and custom, which brings *gourmands* to admire game when in a state of putridity, has taught some epicures to relish the flavour of stale oysters better than those recently taken from the beds. The fresher oysters are, they are the better; but when to be kept, lay them bottom downwards in a tub, or any vessel suited to the quantity to be preserved, and cover them with water in which a good deal of salt is dissolved. In this manner Apicius sent oysters to

harden for two minutes, which will enable you to beard them easily. Wash them as you beard, in their own

Tiberius when he was in Parthia. Change the water every twelve hours. Most cooks direct that this delicate animal should be fed with oatmeal or flour sprinkled in the water; and others, on the principle which leads a mother of the parish of St Giles to give her new-born darling a drop of gin, are for feeding them with white wine and bread crumbs! It is said by those who have the charge of fish-ponds, "that fish will eat nothing but what comes out of the sea;" now, though we are not perfectly convinced of this fact, we can at least believe that salt-water gruel is not well suited to the delicate stomach of an oyster. Those large fat oysters called Pandores, which are so much prized in Edinburgh, are said to owe their superior excellence to the brackish contents of the pans of the adjacent salt-works of Prestonpans flowing out upon the beds,—a subject this worthy the serious investigation of the oyster-amateur, who may here receive excellent hints for fattening and improving the quality of his favourite morsel. We, have, however, grave doubts of this theory.

Shell-fish, and the oyster above all, have long been esteemed highly restorative, and easy of digestion; they are therefore recommended for the food of the delicate and declining, and of those whose digestive powers have been impaired by excess. We have grave doubts as to the easy digestibility of raw oysters. When eaten for health, an oyster is best swallowed with its own liquor the moment the shell is opened; or, if found too cold for the stomach, a sprinkling of black pepper may be allowed. Vinegar counteracts the effect of eating oysters to enrich the blood, or render it more balsamic, and ought therefore, it is said, to be avoided by the declining. As there are no reasonable bounds to oyster-eating, it may be useful to notice here, that when too many of these or other shell-fish are swallowed, the unpleasant feeling created may, it is said, be removed by drinking half a pint of hot milk. Consumptive persons are recommended to use hot milk after their oysters at all times,—we cannot tell why.

"Oysters," says the learned author of *Tabella Cibaria*, "were not common at Rome, and consequently fetched there a very high price; yet MACROBIUS assures us, that the Roman Pontiffs never failed to have them every day on their tables." From the fourth century to the reign of Louis XIV. they were nearly forgotten; but they came again into vogue, and from that time have kept up their reputation. Gastronomers, we know, can swallow from three to four dozen before dinner, and then sit down and eat perhaps better than if they had abstained from them. They clear the stomach of accidental phlegm, increase the gastric juices, and by their natural coolness condense the air which may be fixed in the organs of digestion. When good they are wholesome, but poisonous when bad. "The Athenians held oysters in great esteem," says the same learned authority on matters of the table; and we may add, that in the Modern Athens they are held in equal regard. They appear to have fallen into disrepute during the middle ages. Chaucer's begging monks *mortified* themselves upon this mean food.

The principal taverns of the Old Town of Edinburgh used to be called *Oyster Taverns*, in honour of this favourite viand; and this name is still kept up by some modern places of genial resort. "How many celebrated wits and *bon-vivants*, now quite chop-fallen," said WINTERBLOSSOM, "have dived into the dark defiles of Closes and Wynds in pursuit of this delicacy, and of the wine, the wit, the song, that gave it zest! I have heard my learned and facetious friend, the late PROVOST CREECH—for it was rather before my day—say, that before public amusements were much known in

liquor. Keep them hot. Strain the liquor, and afterwards allow time for the sediment to subside. Put it into a silver or block-tin saucepan, with a bit of mace and lemon-peel, a few white peppercorns, a little butter kneaded in flour, and a glass of sweet cream, or, better, of Champagne or Madeira, if for a high relish; in which case a very little minced eschalot, or onion and cayenne, may be added. Let it boil for a few minutes, and slip in the oysters, simmer very gently for five minutes, lift them with a silver spoon into a deep hot dish with toasted sippets in it, and strain the

our Presbyterian capital, an *Oyster-ploy*, which always included music and a little dance, was the delight of the young fashionables of both sexes."

The municipal authorities of Edinburgh were wont to pay considerable attention to "The feast of shells," both as regarded the supply and the price,—and we hope they do so still. At the commencement of the dredging season, a voyage was boldly undertaken to the oyster-beds in the Frith of Forth by the public functionaries, with something of the solemnity of the Doge of Venice wedding his Adriatic bride. Even the plodding fishermen of our bleak coasts seem to catch inspiration from this delicate creature. Instead of the whisky inspiration which supports them in dragging the herring-nets, or throwing the cod-lines, like the fishermen of the Sicilian seas, they

"Sing to charm the spirits of the deep,"

as they troll the dredging-nets. There is indeed a poetical notion that the oyster, among his other *gentle* qualities, is inclined to minstrelsy—

"The Herring loves the merry moonlight,
The Mackerel loves the wind,
But the *Oyster* loves the dredging-sang,
For he comes of gentle kind."

The Nabob, emulous of the well-earned fame of Dr KITCHENER, who has set the ancient duet between Bubble and Squeak with proper accompaniments, wished to embellish this volume with the music of the "*Dredging-Song*," and the shrilling recitative of the oyster-wives,—those Maids of Honour, and the "Empress of the North," who, for miles off, are heard when September evenings begin to shorten—cuckoos of autumn—harbingers of winter—screaming around "her Mountain Throne"—drowning the summer "babble of green trees," and bringing back the genial associations of "rousing nights," merry tavern-suppers, and "a quarter of a hundred after the play." There is perhaps no spot on earth where oysters were enjoyed in such perfection as at the head of the Old Fishmarket Close of Edinburgh; once,—alas the change!—the cynosure of all the taverns, fish-creels, and booksellers' shops of that learned city: the place where eating, learning, and law sat enthroned side by side. Here, on any evening from October till March, the oyster *gourmand* took his solitary stand, and enjoyed his delicious regale in its utmost earthly perfection,—*swallowed alive* with its own gravy the moment it was opened by the fishwife; who operated on the shell with a dexterity of manipulation, a rapidity of fingering, that no pianoforte-player we ever saw could vie with,—nothing indeed could be compared with it except the eager voracity of those genuine lovers of the oyster, to whom these piscatory Hebes ministered. Dr REDGILL resolved to visit this favourite spot on the first night of his sojourn in Edinburgh.—
EDIT.



THIS PAGE IS LOCKED TO FREE MEMBERS

Purchase full membership to immediately unlock this page

Get Smart

Over 2,000 years of
human knowledge in
797,885 volumes

Instant access
\$8.99/month

Continue

*Fair usage policy applies

stew, it may have a little catsup, bread-crumbs, and minced parsley added to it. Serve in a hot hash-dish on toasted sippets. Lemon-peel and chopped parsley will be an improvement. Mussels, cockles, and *Clams*, whether as soup, stew, or sauce, may be dressed in the same way.

181. To Serve Oysters in the Shell.

LET the opener stand behind the eater's chair, who should make quick and clean conveyance. If not so placed, wash, brush, and open and beard the oysters, and arrange them in rows on a tray; or if at a loss for room, heap the shells in piles: the fresher from the sea, and the more recently opened, the better. The French serve lemon-juice with raw oysters; we serve this and also vinegar, pepper, and toasted crusts.

182. To Pickle Oysters, Mussels, and Cockles.

SCALD, beard and wash large fat *native* oysters in their own liquor. Strain it, and to every pint put a glass of white wine, mace, nutmeg, a good many white peppercorns, and a little salt, if necessary. Simmer the oysters for four or five minutes; but never let them boil. Put them in glass or stone jars. Put vinegar, in the proportion of a glass to the pint, to the liquor, and boil it up. Skim this pickle and pour it over the oysters; and when cold, cork and tie them close up with bladder. The pickle-liquor may be boiled up occasionally, suffered to cool, and poured again over them, which will tend to preserve the oysters: a spoonful of it will be a great addition to any plain hash or common *ragout*. Add horseradish, parsley, and a little thyme, if you like.—N.B. Mussels and cockles in the same manner: but having washed well, place them on the fire that the shells may open,—then pick them out and proceed as above, using pepper and a little vinegar only. Neither mussels nor cockles should be kept long.

183. To Fry Oysters to Garnish Fish, and Oyster-Fritters.

SIMMER them in their own strained liquor for three minutes; drain them; take off the beards, and, dipping in a batter of egg, flour, and white pepper, or No. 882, fry them in lard or butter of a golden brown. The above is the same

as *oyster-fritters*, only the fritter-batter must be stiffer, and highly-seasoned with mace, nutmeg, and lemon-peel. *Oyster-loaves*, a fantastic sort of dish, are made as oyster-patties, filling the little rolls—*croustades*—made for this purpose instead of patty-cases. See *Patties* and *Oyster-sauce, Preserved Oysters*, etc.*

184. To Stew Mussels for Fish-Sauce.

STEW them as oysters in their own strained liquor, with pepper, butter, and a little vinegar, carefully picking off the beards, which are disagreeable and unwholesome.

* Fish is a favourite food with the rich and luxurious, but it is not thought to possess much nourishment, though late experiments of men of science in France go far to overturn this opinion. When it is wished rapidly to reduce the weight of jockeys at Newmarket, they are kept on fish. Fish is considered more easy of digestion than flesh, though of some kinds we are disposed to question the statement. Shell-fish, including turtle, from approaching to the nature of meat jelly, are the most nutritious, but not always the most easily digested. Salmon and salmon-trout, turbot and sturgeon, are all nutritious, but heavy. Eels are nourishing, but difficult of digestion. Salt-water fish are more wholesome than the fish of slimy lakes and muddy pools. White fish are more easily digested than those of more richness and flavour, such as salmon and herring: and, if less fat, are at least as nutritious. Pike, the *water-wolf*, is firm in the texture, and a well-flavoured and wholesome, though not a favourite fish. Carp and tench are considered wholesome. Whitings, flounders, and soles, being of a moist juicy nature, are light, and easy of digestion. There seems, according to Sir JOHN SINCLAIR, to be a general understanding among mankind, that fish ought to be eaten with butter and acids. "Fish and milk," says the same authority, "are seldom conjoined." Brandy, he ought to have added, is Latin for a salmon. "Fish," says Sir JOHN, "do not agree with vegetables, except the potato." Here he is wrong; the people in Orkney and Shetland, who live a great deal both on fresh and salt fish, consume cabbage in large quantities with it, and are entirely free from the scurvy, and those cutaneous diseases which overrun the people of the Hebrides, who raise no vegetables. "Among all fish," says Lynch's Guide to Health, "whether of sea or river, the middle-sized are the best; also those that have not hard and dry flesh, that are crisp and tender, and have many scales and fins." The meat of the turtle, the sea-turtle, is considered not only as a high-flavoured expensive delicacy, but as salubrious and highly nutritious, though those sickly half-dead animals, which are spiced and drugged for city-banquets, may not possess these qualities. Fish were held in such esteem by the ancients, that persons constantly rode post with live fish to Rome, as they now travel by railway.

NOTE BY DR REDGILL.—"It is strongly recommended to those who may, like me, have the misfortune to swallow a fish-bone, to take four grains of tartar emetic dissolved in warm water, and immediately afterwards the beat whites of four eggs. This mess will instantly coagulate, and will probably unfix the bone from the throat or stomach. The bones of pike, which are sharp and pronged, and so very hard that they will not dissolve in the stomach, ought to be watchfully avoided."

185. To Make a Store Fish-Sauce.*

To an English pint of red port (Burgundy or claret is better) add fifteen anchovies, chopped and prepared by steeping in vinegar in a close-covered vessel for a week; add to this a stick of horseradish scraped, two onions, and a handful of parsley chopped, a desertspoonful of lemon-thyme stripped of the stalks, two bay-leaves, a nutmeg, and six blades of mace roughly pounded, nine cloves, and a small desertspoonful of black pepper bruised. Pour over these ingredients a large half-pint of port-wine vinegar, and simmer slowly in a silver or nice block-tin saucepan, or earthen pipkin, till the bones of the anchovies are dissolved. Add a few grains of cochineal if the colour is not good. Strain the liquor through a hair-sieve, and, when cold, bottle it for use, securing the vials well with corks and leather. When to be used, shake the vials before pouring out the sauce;—two tablespoonfuls will impart a high flavour to four ounces of melted butter, in which it must be simmered for a minute before it is served. *For a great variety of Fish-sauces, see the chapter on Sauces; and for other receipts in Fish, see French Cookery.*

186. To Dress Prawns, from Beauvilliers.

TAKE a pound and a half of prawns; cover a dish with a large cup or basin reversed, so that a small damask napkin may be raised like an octagon upon it. Cover this with parsley, and dress the prawns on it like a pyramid.

187. John Dory,†—i. e., *Jaune d'Orée*.

THIS hideous-looking but delicious dish is boiled as turbot or brill. Serve with anchovy-sauce or lobster-sauce, and cover lightly with green parsley. *Moids* are dressed like skate, by boiling or parboiling, and then broiling or frying as in No. 131, and are served with lobster or caper sauce. They may be hung a few days. *Brill* is dressed

* The CLEKUM CLUB were favoured with this original receipt from an intelligent Highland lady, who has contributed several valuable original receipts to this volume. This sauce boasts neither the name of BURGESS nor HARVEY; but we would advise those who wish to combine economy with what is healthful and elegant, to make a fair trial of it.

† Of all Unions, QUIN, a rational *gourmand*, admired that of "delicate *Ann Chovy* with rich *John Dory*."



THIS PAGE IS LOCKED TO FREE MEMBERS

Purchase full membership to immediately unlock this page

SAVE \$3,999,994

Did you know we sell
paperback books too?

To buy our entire catalog
in paperback would cost
over \$4,000,000

Access it all now for
\$8.99/month

*Fair usage policy applies

Continue

far as regards *colour*. That homely chemistry, which does not disdain to descend to the kitchen, has indeed of late considerably assisted the cook in this department; and a few general observations will, if attended to, supply the place of long or often-repeated directions for dressing particular vegetables. Vegetables can never be dressed too fresh, though some kinds, such as French beans and artichokes, will keep a few days, and by care all will keep for some time. They must, after being carefully cleared from insects, decayed leaves, and spoiled parts, be washed in plenty of water; they cannot be too much refreshed. Let the many-leaved lie in a pickle of salt and water, head downwards, till put to boil. This simple method will bring out insects that may lurk in the leaves. If to be kept for a few days, place the stalk-ends of cauliflower, asparagus, cucumbers, etc., in water, as in keeping cut flowers fresh. To preserve their beauty, vegetables must be boiled *alone*, in a perfectly clean, well-tinned vessel, and in abundance of boiling water. A teaspoonful of salt of wormwood, or, better, soda, the size of a nutmeg, will not only preserve the green colour, but contribute to the tenderness of cabbage, savoys,* etc. A bit of sugar will sometimes be useful. Put all vegetables into soft boiling water with plenty of salt; with hard water the *colour* will keep better, but the *quality* will not improve. Boil fast, and do not cover the vessel if you desire to preserve the fine colour, but beware of smoke. In a former section it was recommended to boil several sorts of vegetables and roots with the meat, if salted, with which they are to be served; and this, though it may injure the colour, will certainly improve the quality—a point of greater importance. All vegetables should be enough boiled. The cook's rule of having cauliflowers *crisp*,† is as inimical to health as offensive to the palate. If boiled quickly, which they ought to be, vegetables are ready when they begin to sink in the boiling water, and they will spoil every instant after that. Meat may wait a little, but vegetables will not, particularly the cauliflower kinds.—See *French Cookery*, No. 698, onward, and *Butter to fry Vegetables*, No. 882.

* We know that the Romans used nitre in boiling vegetables.

† If cooks and ladies will have their cauliflowers *crisp*, as they call it, why not serve them *raw*, and then eaters will be aware of them.—P. T.

188. Brocoli and Cauliflowers.

CHOOSE those vegetables close, compact, of a good colour, and from five to eight inches in diameter; strip off the outside leaves, and trim away the tops of the inner leaves; cut off the stalk at the bottom, and pare away the outer husky skin from it and the branches. Having washed, lay them head downwards, in a pan of cold water and salt, which will bring out all insects; and boil them open on a drainer in plenty of boiling water, with a little salt; some cooks add a bit of sugar. Skim the water well; from ten minutes to fifteen will boil them. When the stalks are nearly tender they are ready. If some heads are larger than others, put in the large ones first; dish as one large cauliflower, and if sauce is wanted, pour melted butter (*sauce blanche*) about them.—*Obs.* Brocoli is sometimes served at supper, like asparagus, on a toast. Melted butter (often with a very little vinegar) is usually sent to table either about or along with brocoli and cauliflower. Cauliflower is nicely dressed for the Second Course by pulling it into handsome branches, parboiling these, and then stewing them a few minutes in a sauce of white stock, seasoned with mace, white pepper, and salt, and thickened with a little sweet cream, and a bit of butter kneaded in flour, or *à la crème*.—See No. 698 *and onward*.

189. Cauliflower with Parmesan,—

For the Second Course.

STRIP away nearly all the green part, boil, and dish, and sauce the cauliflowers with *sauce blanche*; strew grated Parmesan over it; then gently pour a little melted butter, then strew crumbs and more grated cheese over all, and colour with a salamander; pour a little well-seasoned *velouté* or melted fresh butter, well mixed with grated Parmesan, into the dish; or butter melted in cream or milk will do.—*Another way.* Boil and dish the cauliflower, and have ready to pour over it a hot sauce made of *velouté*, and a liaison of two eggs with a little cream.

190. To Dress Asparagus, Sea-Kale, and Salsify.

SCRAPE the stalks of asparagus nicely clean; throw them into cold water; tie them up in bundles of about three

inches thick or two dozen each; cut the stalks of equal length, and put them heads downmost into a stew-pan of quick-boiling water, with plenty of salt. Notice when the stalks are tender, and take them up before they lose their flavour or colour. Have ready, nicely toasted, a slice of a round loaf; dip it for a few seconds into hot water, and, squeezing, lay it in the middle of the dish, and serve the asparagus upon it with the heads meeting inwards as a pyramid. Serve beat butter in a boat, with a little vinegar, if liked. (See No. 698.)—The same receipt is applicable to *sea-kale*, except that no bread is served with it.* Cut out the black part of the roots. Let it be well drained. *Sal-sify*.—Scrape the roots. Throw them into water. Cut into three inch lengths, and boil with a bit of butter, salt, and vinegar. Serve with white sauce. Sea-kale may also be parboiled, drained and stewed in gravy, or boiled, and have *sauce blanche* poured on it. See Nos. 189, 700, and 698.

191. To Boil Artichokes.

STRIP off the coarse outer leaves, and cut off the stalks. Steep and wash them in plenty of water, and boil them with the tops downwards, keeping up the boil (adding boiling water, when wanted), if old for from two to three hours. Float a plate over them to keep them below the water. Try a leaf, and if it draw out easily they are done. Drain them, and serve with melted butter in small cups, a very little in each, or with melted butter in a sauce-boat.—*To Fry*. Boil; take away the *chokes*, divide the bottoms, dip in batter, fry and serve with melted butter. (See No. 882.)—Artichoke bottoms, if dry, may be soaked, and then stewed in clear broth, and served with a little hot relishing forcemeat laid in each; or they may be boiled in milk and water, and served with cream-sauce. They are frequently sliced to enrich ragouts, turtle-soups, pies, etc. The French cut the bottoms undressed, and serve them as salad, dipping the slices in oil or vinegar.—See No. 701.

* So well was the cultivation of vegetables understood by the Romans, that at Ravenna asparagus were raised for the tables of the great, of which three weighed a pound. Nettle-tops, alder-buds, and cliver were among their pot-herbs. Asparagus is thought medicinal. This vegetable is equally a favourite in Paris and London, where enormous quantities of it are consumed. Young buds of the hop form a wholesome substitute for asparagus. See *French Cookery of Asparagus*, No. 698.



THIS PAGE IS LOCKED TO FREE MEMBERS

Purchase full membership to immediately unlock this page

Get Smart

Over 2,000 years of
human knowledge in
797,885 volumes

Instant access
\$8.99/month

Continue

*Fair usage policy applies

potatoes, and are now largely imported. Soak them from two to six or more hours, as found necessary. Boil, and when done drain them, and steam for a few minutes by the fire, adding salt, pepper, and a bit of butter. Or, after boiling, they may be stewed with meat or in gravy. The great objection to the red kidney beans is their colour, which offends the English eye.

195. French Beans.

CUT off the stalks, and strip off the strings. If the beans are old, cut them in two, slantways. Lay them in a weak pickle of salt and water for a half-hour. Put them into water that boils quickly, and when done, which will be best known by trying them, drain, and serve them with melted butter.—*Obs.* When old and large they are best split, as well as cut aslant. Dish in a pyramid.

196. To Boil Cabbage, Greens, Savoys, and Brussels Sprouts.

STRIP off the coarse outer leaves, and pare off most of the coarse husk from the branch-stalks; cut off the stem close to the head; wash thoroughly, and put on with plenty of boiling water in an open pot, and a little salt of wormwood, or a bit of soda. Divide half-grown cabbages, and quarter large ones, but tie up to keep them in shape till served. See that they be well covered with boiling water. They will take from fifteen minutes to an hour, or more, according to the age. Small *Brussels cabbage* are boiled for ten minutes and arranged in the dish as asparagus, or on a buttered toast. The French serve a white sauce, and often send up a cruet of oil with these delicate cabbages. They are also served with *Maitre d'Hotel* butter. Nos. 590, 590².

197. Spinage.

THIS delicate vegetable requires very careful picking and washing. When perfectly clean, put it into plenty of boiling water and salt, and boil very quickly, pressing it down with a wooden spoon; ten minutes will boil it. Drain and squeeze it, and throw it into a great quantity of cold water, to preserve the colour green. Put a piece of fresh butter and a little salt in the stewpan, and returning the spinage, well squeezed, to heat up, chop it fine. Spread it smoothly on

the dish, and scallop with a spoon; or score it in the form of diamonds or sippets; or more fashionably press it in a leaf-shaped perforated mould to drain, and turn it out. Cream, the squeeze of a lemon, and mace, or nutmeg, are added, by some cooks, or a little rich, bland gravy, if to be served under a tongue, fricandeau, or breast of lamb. Spinage is often served with poached eggs. It is then boiled as above, pressed, beat up hot with butter and seasonings, and cut in the form of sippets, with an egg served over each:—this makes a pretty supper dish. Tender *young spinage*, without any redundancy of vegetable *bile* in it, may be boiled in a close vessel, with no more water than what hangs about the leaves when washed; but is not so free of bitterness as when boiled in plenty of water. A little sugar may be added if required: the French serve fried sippets with spinage; and their *Epinard en jus* is excellent; for which cook as above, add a dessertspoonful of flour, and half a pint of strong jelly-gravy, garnishing with fried sippets glazed. The French also cook endive in juice, serving it as spinage with sippets, or poached eggs.

198. Turnips, *plain*.

OF turnips there are many varieties. Choose the pale yellow, small, fine-grained, juicy sorts. Pare off all that would be woody and stringy when boiled. Boil in plenty of water for from three-quarters of an hour to nearly two hours, according to the age and size. Swedish, four hours. Drain and serve them whole, or, if too large, divided, or, best of all mashed. A bit of the green top-shoot is left on early white turnips, and melted butter or white sauce poured over them. Swedish turnip-tops are delicate greens when young. If boiled in their coats, and then pared, old Swedish turnips will be more juicy.

199. To Dress Turnips, for Second Course,—

A French Mode.

Cut them into cubes or oblong forms, or scoop them out as balls, pears, peaches, plums, etc., with cutters, and, after boiling in salt and water with a piece of butter, sauce them with melted butter, seasoning them with nutmeg. Turnips are handy to fill up a table when other vegetables are not to

be got: glazed or browned in butter or lard, turnips as above make an excellent garnish to several dishes.

200. To Mash Turnips.

WHEN the turnips are boiled as above directed, drain them and mash them with a wooden spoon through a colander. Return them into a stew-pan to warm, with a piece of fresh butter, white pepper, and salt. When mixed well with the butter, place them neatly in the dish, and mark in diamonds or sippets.—*Obs.* Our Club put a little powdered ginger to their mashed turnips, which were studiously chosen of the yellow, sweet, juicy sort, for which Scotland is celebrated,—that kind which, in the days of semi-barbarism, were served raw, as a delicate whet before dinner, as turnips are in Russia at the present day. The long-shaped genuine *navet* of France is of superior *gout*. Mashed turnips to be eaten with boiled fowl or veal, or the more insipid meats, are considerably improved by a seasoning of ginger, which, besides, tends to correct the flatulent properties of this esculent. Yellow turnips, mashed and eaten with milk, are recommended in scurvy and consumption. Physicians recommend turnips and carrots to be boiled separately in three successive waters, drained well, and mashed together with new milk and salt. Dr ANTHONY TODD THOMSON recommends this dish strenuously to convalescents restricted to vegetable diet, and prefers it himself to any other kind of vegetable food. Turnips eat well with boiled or roasted mutton, and make an excellent *purée*, over which to serve boiled scrag or leg of mutton, neck of lamb, tongue, etc.

201. CARROTS AND PARSNIPS. — These roots, if old, require long boiling, and the water changed. Wash young carrots, and scrub them with a brush. Old ones must be scraped lightly, remembering that the *red* outside is far the best of the carrot, and alone used in French cookery. When boiled, have the outside scurf rubbed off with a towel. They are served with boiled mutton or beef, whether fresh or salted. If large, they may be sliced across.—*Obs.* Some persons like cold carrots with cold beef. *Parsnips* may either be mashed with butter or cream, served whole, or, if large, quartered. Turnips, carrots, and parsnips, warm up very well in a vessel plunged in boiling water; so do spinage and cauliflowers.



THIS PAGE IS LOCKED TO FREE MEMBERS

Purchase full membership to immediately unlock this page

SAVE \$3,999,994

Did you know we sell
paperback books too?

To buy our entire catalog
in paperback would cost
over \$4,000,000

Access it all now for
\$8.99/month

*Fair usage policy applies

Continue

relishing *farce*, which must be thoroughly pounded. However they are cooked, choose well-shaped tomatas. Dished with five round and two above, they make either a pretty dish or a *garnish* to stewed beef, boiled mutton or veal, and calf's head.—A *Purée* of tomatas is made by dividing, picking out the seeds, and boiling them with good gravy, an onion or two, pepper, and cayenne, pulping and mixing down the *purée* with sufficient cream (or milk) and rice-flour. Tomatas are also used both in sauces and soups, and are pickled.—See *Tomata Catsup*, and *Sauce*, No. 274.

207. Beetroots.

THOUGH chiefly used in winter-salads, or for pickling, beetroots may be dressed the same as parsnips, and served as a garnishing with boiled beef or salt fish. Wash, and without touching with the knife, boil them whole in boiling water, and skin,—or bake and skin them. If broken, the colour will fly. Parboiled beetroot may be sliced round or oval, and stewed with small onions in a little cream or gravy thickened, with seasonings, sugar, and a spoonful of vinegar. Dish the slices of beetroot with the small onions round them. Beetroot, besides being wholesome and palatable, is ornamental in salads, and for garnishing; and makes a cheap and beautiful common pickle. In England it is often served sliced cold, along with the cheese, and with a little vinegar, or Chili vinegar poured over. The leaves of the white beet are cooked as spinage. The juice of the red is sometimes used to colour certain soups and sauces.

208. To Stew and Roast Onions.

SCALD and peel a dozen middle-sized, or three or four mild Spanish onions. If old and acrid, parboil, skin, and then stew very slowly for nearly an hour in good veal or beef stock, with white pepper and salt; thicken the sauce with a little white roux or butter kneaded in flour, and dishing the onions in a small hash-dish, pour it over them. A little mushroom-catsup may be added, or they may be browned. Onions are *roasted* before the fire in their skins, peeled, and served with scooped butter and salt. They are in Scotland served with roasted goose, or pork; and eaten either alone or with roasted potatoes, or red or pickled herrings. In the latter case, we would recommend mustard

as well as butter.—*Obs.* Stewed and roasted onions used to be a favourite supper-dish in Scotland, and were reckoned medicinal. The onions were stewed (after parboiling) in a butter-sauce, to which cream was put, *i. e.* the *Sauce blanche* of France.* Onions may be farced, as may several sorts of vegetables, with a farce of meat, fish, or poultry.—See No. 206.

209. Vegetable Curry.

BOIL, strain, and mash delicate greens or cabbage; stew them in butter, with curry-powder to taste, rubbed down in vinegar, salt, and pepper. A curry of spinage is made by the addition of vinegar or sorrel, and onions. The sauce is veal-gravy or butter, and either bits of meat, or, if *maigre*, prawns, cockles, or oysters, are added to the stew.

210. To Stew Cucumbers and Celery.

PARE fresh cucumbers, cut them in thin slices, and take out the seeds; or, if small, divide them the long way. Slice onions in the proportion of one to every two cucumbers. Stew these together in a little good broth, or in melted butter, with cayenne, pepper, and salt. Thicken the sauce with a bit of butter kneaded in flour, and after dishing

* "We now," said TOUCHWOOD, "rarely see a dish of onions; yet I have much to say in behalf of this homely, patriarchal relish, which is of so much consequence in giving *gusto* to the food of those who cannot reach the costly compound essences that are gradually subverting it in the kitchens of the rich. In the early part of the last century, SWIFT sung—

'There is, in every Cook's opinion,
No savoury dish without an onion;'

and added, for the benefit of youthful gourmands,—

'But lest your kissing should be spoil'd
The onion must be thoroughly boil'd—

a precaution of no great moment, however, as the period when a man begins to pay much attention to palatic enjoyments is nearly about the same at which the taint of his breath becomes an affair of less concernment either to himself or others, provided he keep at a respectful distance. It may be remarked, by the way, that one sign of the precocity of the youth of the age, is their beginning to talk of the business of the table, at the years when their fathers were still upon their bread and milk."—"But return we to our onion," said JEKYLL to the Nabob, after delivering this note. "Well, sir—and what has consigned this prime root to Parisian *restaurateurs* and London soup-brewers, who are still cunning enough in their art to employ its savoury, cordial, and stimulating qualities, but this same pouncet-box dread of the manly scent of a garlic breath,—another root, by the way, most vilely neglected? 'Of all plants,' says Sir WILLIAM TEMPLE, 'garlic affords the most nourishment, and supplies the best spirits to those who eat little flesh.' It clears phlegm, dissipates cold slimy humours, etc., etc."

the cucumbers, skim it, and pour it over them. To *stew celery*, clean and cut the heads (the younger the more delicate) in from three to six-inch lengths. Boil fifteen minutes; drain and stew in butter, or with ham. Thicken the sauce with a good piece of butter rolled in flour, add a quarter-pint of sweet cream, and season with pepper, mace, and salt.

The French put grated nutmeg or minced parsley to stews of cucumber, and thicken the sauce with beat yolks of eggs. Nutmeg is a suitable condiment with this watery vegetable, so is cayenne.—*Obs.* Stewed cucumbers are served with lamb-steaks, mutton-chops, or rump-steaks, and with mutton-rumps and kidneys. In high cookery, cucumbers are stuffed with a savoury forcemeat, for *entrées*, and with a sweet stuffing for *entremets*. These vegetable stews may be made into the *purées* or sauces bearing their respective names, by cutting the celery in smaller bits, and by stewing the cucumbers to a mash, and pressing through a sieve. If to serve with veal, veal-kidneys, or fowls, celery may in cooking be enriched with ham and seasoning herbs.—See No. 240.

211. To Stew Red Cabbage.

WASH, pick, and shred what will fill a large pint basin. Melt some butter in a saucepan, and put in the cabbage with only the water that hangs about it, pepper, cayenne, salt, and an onion sliced. Stew this, keeping the saucepan close covered, but tossing; and when just ready, add a glass of vinegar, which should just boil up. French cooks add a bay-leaf and two cloves stuck in an onion, which must be picked out before serving. Fried sausages are served on this preparation; or it may be served with *bouilli*.*

* The cabbage tribe has ever been a first-rate favourite with writers on diet, whether ancient or modern. Volumes have been composed, not merely in praise of the demulcent cauliflower and brocoli, but of the common white and red cabbage. Besides their use in soups, and in correcting the putrescent qualities of animal food, they are said to be correctives of the consequences of excess in wine. ARBUTHNOT says, the juice of red cabbage baked is, with the addition of honey, an excellent pectoral; and red cabbage stewed in veal-broth, with calf's lights and pistachios, is, on the Continent, esteemed a specific in consumption—a malady, by the way, for which a remedy has been discovered in chickens, oysters, jellies, fruits, and every favourite aliment,—in short, in whatever the discoverer fancies he himself could thrive on, and live for ever.



THIS PAGE IS LOCKED TO FREE MEMBERS

Purchase full membership to immediately unlock this page

Get Smart

Over 2,000 years of
human knowledge in
797,885 volumes

Instant access
\$8.99/month

Continue

*Fair usage policy applies

Mushrooms are safest when pickled or made into catsup, because they are then used in smaller quantities, and their pernicious properties are corrected by the acids and spices employed to preserve them. When good, they approach nearer to animal substances than any plant whatever, both in their texture and flavour, and in the gravy with which they abound. Skilful cooks have been known to impose a *ragout* of mushrooms for a meat ragout, even on practised epicures; nor do we know any one flavouring ingredient that the cook could less spare than mushroom-catsup, when *genuine*. We by no means, therefore, wish to proscribe this delicacy, but to caution our readers not merely against mushrooms of suspicious quality, but also against consuming many at once, however temptingly they may be dressed.

214. To Stew or Ragout Mushrooms in White or Brown Sauce.

GATHER the largest button-mushrooms, or the smallest flaps. Trim away all that is mouldy or spoiled, rub with flannel, wash lightly, drain; dry in the folds of a towel, and when quite dry, for every half-pint have prepared an ounce of butter slightly browned. Place the mushrooms in this for five minutes, cooking them equally by tossing in the saucepan. Season with salt, mace, and cayenne.

Another way.—Stew them in their own gravy, in a silver or earthen vessel, with a very small quantity of water, only to prevent burning. When nearly done put in a large spoonful of sweet cream, a bit of butter rolled in flour, cayenne, white pepper, and salt. Lemon-juice is employed to whiten them. The French thicken this ragout with beat yolks of eggs, and this is good practice.—*Mushrooms* are stewed *brown* in good brown gravy thickened and seasoned as above, with the addition of a little nutmeg. A piece of

ing fresh. The Romans, who were delicate in their eating, prepared their mushrooms at table with an amber or silver knife.

The following test of the qualities of mushrooms is given, though we do not vouch for its accuracy:—"Boil a peeled onion with the mushrooms; if it remain white, they are safe; if it become black or livid, there are bad ones among them." It is said, if the water in which mushrooms are steeped, or the broken parts of them, be poured upon an old bed, innumerable young ones will spring up. The mushrooms raised in beds are sometimes of unwholesome kinds, as well as the wild ones. *N.B.*—*No sort of mushroom will poison a Russian.*—P. S. T.

ham may be put to a *brown ragout* of mushrooms, fine herbs, onions, and parsley, keeping in view what they have to accompany.

214². To Grill Mushrooms,

Or Mushrooms à la Bordelais.

CLEAN large, firm, fresh-gathered flaps. Skin them, and lightly score the under side. Put them into an earthen dish, and baste them with oil or melted butter, and strew pepper and salt over them. When they have been steeped in this *marinade* for an hour or more, broil them on both sides for ten minutes over a clear fire, and serve them with a sauce of oil or melted butter, in which are parsley, young onions, a little garlic (all minced), and the juice of a lemon poured over them: or they may be done in the oven, have a sauce drawn from their trimmings and stalks, and flavoured, as No. 214¹. See No. 267.

215. To Stew Truffles in Champagne,

Or serve in Croutons.

SOAK in warm water for an hour, and then clean with a scrubbing-brush a dozen fine black truffles, picking out the eyes. Wash thoroughly. Have a stew-pan ready, covered in the bottom with slices of fat bacon, a sliced carrot and turnip, two or three onions, and a fagot of parsley, thyme, a bay-leaf, six cloves, and a blade of mace. Lay in the truffles and half cover them with good white stock, and when they have simmered half an hour, add a pint of Champagne, and simmer a half-hour more, keeping the lid very close. Let them cool: place the stew-pan in ice with a weight over the cover. Drain, dry, and serve cold on a damask napkin, with the gravy also cold in a sauce-tureen. But they are often served hot, and also as *truffle-sauce*, if sliced the size of a florin, and served in their own hot gravy. They are kept bottled at the Italian warehouses, and a few make a delicious addition to many sauces. Truffles may be fried cut in fillets, and sauced with jelly-gravy and wine; glazed and served with glazed sippets or *croustades*; and also in a large croustade with *Italienne sauce*. They are dressed in many other ways; but we have given the best on the competent authority of the great Carême.

216. Potatoes.

SOME humorous writer pities those people who lived before the publication of the *Waverley Novels* and the introduction of potatoes,—that root of superlative excellence and unbounded utility, which once—alas the day!—took its honoured place on every dining table or stool in the three kingdoms, and went far to equalize the dining enjoyments of every grade of society.

There are a great many varieties of potatoes, and fully as many ways of cooking them; but when all ways are tried, simple boiling, when well done, is found the best way. Count RUMFORD, Sir JOHN SINCLAIR, and other writers upon economics, have multiplied receipts for dressing this valuable root; but we would advise such of our readers as are potato-fanciers, rather to follow the practice adopted in the cabins or cottages in their neighbourhood, than any printed formula whatever. New potatoes are rarely seen in their utmost perfection save in such situations, when, just ripe and freshly dug, they are well washed and scrubbed, suited in size, and boiled in hot haste, with scanty water, changed once at least, and abundance of salt, and in a vessel to which poverty denies a close-fitting lid. As soon as they are ready, the water is poured off; a few minutes of the fire evaporates all moisture, and completes the cooking; and there they lie, smoking hot, mealy, and flaky, bursting from their coats, in such guise as they are seldom seen on the tables of opulence. *Steaming* is recommended for potatoes by theoretical writers upon the subject of the kitchen; and certainly, where potatoes must be cooked on a large scale, it is very convenient; but so far as our experience goes, we will venture to affirm, that the crude, rank, deleterious juice, which makes potatoes so unfit for food in their raw state, is never so quickly nor so effectually extracted as by rapid boiling. Potatoes ought to be eaten as soon as they are boiled and dried. If they must stand, let it be by the fire, in the sauce-pan, and only partially covered, that the steams may escape as they arise. A piece of coarse calico or flannel kept for this purpose should be laid over the potatoes in folds, and the pot-lid on edge over this. This will absorb the moisture, and keep them hot a long while. Young potatoes ought to be fresh dug, served in their skins;—very little boiling will dress



THIS PAGE IS LOCKED TO FREE MEMBERS

Purchase full membership to immediately unlock this page

SAVE \$3,999,994

Did you know we sell
paperback books too?

To buy our entire catalog
in paperback would cost
over \$4,000,000

Access it all now for
\$8.99/month

*Fair usage policy applies

Continue

220. *Mashed Potatoes* may be pressed into patty-pans previously buttered, and turned out and browned; or put into stoneware scallop-shell shapes, glazed with egg, and browned before the fire, sticking a few bits of butter upon them. A few of these make a pretty supper-dish.

221. *Potato-Snow, a favourite way of cooking Potatoes.*—Choose white, mealy, smooth potatoes; pare them; boil them carefully, and when they crack pour off the water, and put them to dry on the trivet till quite dry and powdery. Rub them through a coarse wire-sieve on the dish they are to go to table on; and do not disturb it, or the flakes will fall and flatten.

222. *Potato-Balls.*—Mash, roll up with yolk of egg and a little flour, and fry them in good dripping, or brown them. *Scooped Potatoes.*—Scoop with a proper cutter, parboil, steam, dry, and serve with white sauce, *as entremets*.

223. *Potatoes dressed in a French mode for Nursery Dinners, etc.*—Stir new milk into mashed potatoes till the mixture is as thin as double cream. Boil this with a little butter, pepper, and salt, for ten minutes.

224. *Potato-Balls Ragout* are also made of mashed potatoes, by adding grated ham or tongue, minced parsley and onion, pepper, salt, a bit of butter, and a little of any flavouring ingredient that is suited to the dish they are to accompany. Small *ragout balls* of potatoes form an agreeable addition to *open fish-pies*, or make a neat supper-plate.

225. *Westphalia Loaves, a Supper Dish, or to eat with Veal, etc.*—Grate four ounces of cooked lean ham, and mix it with a pound of good potatoes, mashed with butter. Add salt, pepper, and two eggs, to bind the ingredients. Mould this into small loaves, or shape it in patty-pans, and fry and serve in a brown gravy, or without sauce.

226. *A Potato-Collar*, rolled handsomely up, scored in diagonal lines, and nicely browned, makes a neat potato-dish. Garnish it with potato-balls around it, and a brown onion gravy-sauce, or plain melted butter, which we would recommend in place of the wine-sauce ordered by learned cooks.

227. *Potato-Fritters (Scotch).*—Parboil waxy, long-shaped potatoes, dip them (sliced) in egg, bread-crumbs, and

rasped ham; fry in plenty of dripping, and serve with any sort of steaks and chops, or alone as a supper-dish. They may be dipped in small-beer fritter-batter. A cheap and delicious mess was furnished in summer to those healthy and happy children educated in what are called the *Maiden Hospitals* of Edinburgh. Good potatoes, boiled, peeled, and roughly broken, were boiled up with sweet milk, and a small proportion of butter.

228. *Calecannon and Vegetable Pudding*, an Irish dish, is made by boiling and mashing greens, young cabbage, or spinage, and mixing them with mashed potatoes, butter, pepper, and salt; pressing it into a buttered shape to be turned out, or dishing it like mashed potatoes. In this dish at least two-thirds should be potato. *Plain Calecannon* is made in cottages with infinitely less ceremony, and is quite as good. Boil the vegetables till nearly done; put the peeled raw potatoes to them to boil; drain from the water; add pepper, salt, a shred onion, and a good piece of butter or dripping; and mash all up together. *Pudding*.—Boil and mash potatoes with half the quantity of carrots and turnips; mash a shred onion, three eggs, pepper and salt; tie up, boil an hour, and turn out.

The partial failure of the potato crop in 1845, and the subsequent more general, or almost universal failure of this favourite esculent, drove all classes to their shifts to find substitutes; though neither the cook nor the potato-lover has yet completely succeeded. Substitutes became a question of economy, as well as of taste. Rice, macaroni, chestnuts, parsnips, Portugal onions, stewed or roasted, beet, baked or boiled; the different kinds of beans, native or imported from different quarters, mashed white cabbage; turnip and carrot mashed; *saur croute*, many preparations of Indian corn or maize meal, and the old plain Yorkshire pudding, dough-nuts, dough-boys, and the other plain flour or oatmeal dumplings of our ancestors, were all resorted to, both to save the consumption of meat, and to improve it to the palate.

For those who can afford to dine comfortably, if not sumptuously, every day, we would suggest, as among the best substitutes, if for accompaniments to meat:—I. Rice plain boiled, if with roasts or poultry; but parboiled, and then stewed with the meat, if with stews; and also as borders to stews and small made-dishes. II. Macaroni

paste dressed and served in the same way. III. Turkey and kidney beans, in all their varieties, soaked and plainly boiled till thoroughly cooked, and then strained, and heated up in a saucepan with a bit of butter, pepper, and salt, before serving. IV. Carrots and turnips suggest themselves, and parsnips have again come into favour, both for soup and to eat with salt meat and salt fish. Carrots and turnips boiled separately, No. 200, drained, and mashed up together, with pepper, salt, and a very little butter or stock, are an excellent accompaniment to plain roast or boiled joints, and a dish recommended for convalescents or those restricted to vegetable diet; tomatas and Jerusalem artichokes are also good substitutes. V. Plain flour dumplings, dough-nuts, or Devonshire dough-boys, boiled with meat or in water; and flour and oatmeal dumplings with suet, which may either be eaten alone or with meat; also Yorkshire pudding, and mashed young cabbage, put below roasts of lamb or mutton, in the same way as potatoes mashed. VI. Portugal onions stewed, and chestnuts as dressed plainly in Spain and the south of France, or stewed in stock, is another good substitute. (*To cook Chestnuts*, see No. 231².) The white *haricot* bean, so much admired in France, is another admirable substitute, while young. Bakers now sell *dough* as readily as bread, which is found very useful; as cheap dumplings, dough-nuts, and meat-puddings, can thus be easily prepared.

MEAT-PUDDINGS, which; whether for economy or savouriness, are most valuable preparations, have rapidly increased in favour since the failure of the potato, and so have plain mild curries. See No. 766—which is as good for family as for camp cookery—and other receipts.

The failure of the potato, which first, on a great scale, brought to this country from the United States the blessing of Indian-corn meal and buck-wheat, inundated us with American receipts for preparing the meal. On these, many of which were mere varieties of the same thing,—distinctions without difference, save in name,—English cooks and housekeepers have improved. The most approved of these receipts we give in the sections, *Puddings*, *Cakes*, and *Bread*; and as a substitute for potatoes, a plain cheap accompaniment to meat, we know of no recipes better than those which we subjoin; first prefixing a few general remarks on the



THIS PAGE IS LOCKED TO FREE MEMBERS

Purchase full membership to immediately unlock this page

Get Smart

Over 2,000 years of
human knowledge in
797,885 volumes

Instant access
\$8.99/month

Continue

*Fair usage policy applies

To Fry Cold Mush or Pudding.—Cut it out in slices about an inch thick, and fry in lard, beef-dripping, or melted suet. It is excellent this way, either alone or with meat.

231. *Hominy or Hulled Corn, as in the Western States of America.*—When the cracked corn is prepared as above directed, put it in a large pot of cold water, and boil for six or eight hours, frequently adding boiling water and stirring lest the hominy become black or burn. It is usually prepared twice a-week, and kept cold; and if for dinner, sliced and fried as No. 230; or if for breakfast, heated up by baking in a well-buttered baking dish, and either so served or turned over.—For *Puddings and Cakes of Indian Meal*, see the Index and No. 884².

Maize Starch, under various names, is an admirable substitute for arrow-root and all *farinas* and seeds used for sweet-dishes.

231.² *Boiled and Roasted Chestnuts, Substitutes for Potatoes.*—Make an incision in the outer skin of each chestnut: wash and boil them in salt and water as potatoes: probe with a packing-needle, to try when they are boiled enough, and drain; rub them in a kitchen towel, and serve quickly in a napkin: prepared as above they may be *baked*, or *roasted* in a coffee-bean roaster as in the chestnut countries, but in both ways must be first parboiled. *Chestnuts* thus prepared make a nice dish, if skinned, browned, and stewed in good beef gravy relished with a slice of ham, salt, pepper, and cayenne. Thicken this if needful, and pour it hot over the chestnuts.

232. Salads.

SALAD herbs are cooling and refreshing. They correct the putrescent tendency of animal food. Vegetable salads are at any rate a harmless luxury; and though they afford little nourishment of themselves, they make a pleasant addition to other aliments, and a graceful appearance on the dinner-table. *Lettuce*, of the different sorts, or *salad*, as it is often called, is the principal ingredient in these vegetable messes, and *Endive* the most beautiful. Lettuce should be blanched by the gardener, and eaten young; when old, its juices become acrimonious. Lettuce possesses soporific qualities, and is therefore recommended to bad sleepers as a supper-article. *Radishes*, when young, are juicy and cooling, but

a very few days changes their quality, and they become woody and acrid; when not young, they ought to be scraped. *Cress* and *mustard* are cordial and grateful, and of an agreeable pungency; and *celery*, when young and properly blanched, by its peculiar nutty flavour, contributes much to what EVELYN calls "Harmony in the composure of a sallet." A variety of other herbs mingle in full, well-selected salads, such as sorrel, young onions, cucumbers, tomatas, radish leaflets, and baked beetroot. Several wild herbs, as dandelion, were formerly employed, and are still used on the Continent and in America, as saladings. As this is quite a delicate, *jaunty* branch of the culinary art, we would recommend that young ladies residing in the country should gather their own salad-herbs, and dress salads for their families; which will give a better chance of a duty being well done, which, in the hurry of the stew-pan, the spit, and the stove, the distracted cook must often perform with haste and slovenliness. Never dress a salad till near the dinner-hour, as it will flatten and lose, besides freshness, its light appearance by standing.

Foreigners call many things SALADS which we would merely reckon cold, little, dressed dishes. A *salad* of cold dressed meat, game, or poultry, is a frequent continental summer dinner; and, as this may produce confusion of ideas in the young housekeeper, we notice it here. Our ancestors had the same notion of what *sallets* were that the French still retain, and which French cooks have again brought into use among us. There are also *sweet* dishes, having the name of salads, made of different kinds of fruit, and served in the dessert.

233. *An English Summer Salad and Salad-Sauce.*—Let the salad-herbs be freshly gathered, nicely picked and trimmed, and repeatedly washed in salt and water. Drain and cut them neatly with a silver knife. *Salad-sauce.*—Just before dinner is served, rub the yolks of two hard-boiled eggs very smooth on a soup-plate, with a little rich cream. When well mixed, add a teaspoonful of made-mustard and a little salt, a spoonful of olive-oil (one of oiled butter, or two of sourish cream may be substituted), and when this is mixed smooth, put in as much plain eschalot, cucumber, tarragon, or Chili vinegar as will give the proper degree of acidity to the sauce,—about two large spoonfuls; add a little

pounded sugar, if the flavour is liked. Salad-sauce may be rendered more pungent by the addition of cayenne, minced onion, or eschalot, or more herb-flavoured vinegar. Put the smooth sauce in the dish, and either lay the cut herbs lightly over it, or mix them well with it, and garnish with cooked beetroot sliced and marked, rings of the white of the eggs, young radishes, nasturtium flowers, etc. The onions may be served separately, on a small dish. Some like the salad-sauce served separately, and others, *knowing* persons, like grated Parmesan put to their salad and sauce.—See Nos. 239 and 266.

234. *Lobster-Salad*.—This is a fashionable salad. The coral of the boiled lobster is cut, and tastefully disposed among the white and green vegetables and green capsicums, so as best to contrast the colours; lemon-juice or vinegar is added with salt.—*Another way*. Choose a *hen* lobster. Boil, break the shell without mangling the meat. Divide the tail, and lay it in the middle of the dish, the best side upmost—the claws laid around—then a row of minced parsley, or better cress, then one of lobster and spawn. Garnish with slices of lemon. Serve a sauce of oil, vinegar, mustard, cayenne, and salt, or the sauce of No. 233.

235. Dress the lobster, and garnish with parsley.—See No. 32, *Salade de Grouse à la Soyer*, and No. 666.

236. PARISIAN SALAD, and *Macedoine after Carême*.—Cut five red carrots and five turnips in half-inch lengths; and then, with a root-cutter a quarter inch wide, cut them into small fillets as for soup: keep them separate, and blanch them in salt and water: then boil them *separately*, in stock, with a morsel of butter and a bit of sugar, keeping the turnips firm: when boiled and cooled in a basin, add to them asparagus points, and young French beans, cut in half-inch lengths, and also boiled, but not too soft: season the *Macedoine*, to taste, with nutmeg, chopped chervil, pepper, eschalot, first *blanched*, and three spoonfuls of *aspic jelly* (See No. 606). Before dishing add a little tarragon-vinegar; toss up in a saucepan to mix thoroughly, and serve in a *Croustade* (See No. 579), round which small sprigs of cauliflower may be placed. Prepared mushrooms, or artichoke bottoms cut in dice may be mingled with this, and two spoonfuls of salad-sauce, or the French *Mayonnaise*, added. This is a *Spring Macedoine*, and is raised to the PARISIAN SALAD of Carême as follows:—Take slices of beet, and boiled potatoes; cut them an inch and three-fourths long, and two thirds of an inch thick, and divide each piece into two triangular ones. Form a circle of potatoes six inches in diameter round a salad dish, placing a triangle of the beet alternately with one of potatoes, so as to form a border two-thirds of an inch high. To fortify this border, fill the bottom of the dish with *aspic-jelly*, and set it on ice. Then pierce the centre of thirty mushrooms with a corer an inch wide, and fill the hole with a head of asparagus an inch long, or else with French beans, carrot, or beet cut in



THIS PAGE IS LOCKED TO FREE MEMBERS

Purchase full membership to immediately unlock this page

SAVE \$3,999,994

Did you know we sell
paperback books too?

To buy our entire catalog
in paperback would cost
over \$4,000,000

Access it all now for
\$8.99/month

*Fair usage policy applies

Continue

centre. Plovers' and sea-birds' eggs are used to ornament salads; and are admired for their *opal* and pearly tints. So are the *root-flowers* introduced by the French, and now to be had of our own green-grocers and fruiterers. These are Provence roses of white turnip, red roses of beet, and ranunculuses of carrot, which are pretty to look at, and then to throw away. Salads admit of many elegant decorations of contrasted colours; as scraped horseradish, squirted and fairy butter, young radishes, etc., etc. See No. 1201.

240. *To Dress Cucumbers*.—Pare the cucumbers, and with a penknife cut the slices into small skeins (the length of the dish) wound up; sprinkle slightly with cayenne and drain. Dress the ribbons along the dish, and pour Chili vinegar over them. Cucumbers thus cut may be served over beet-root sliced. Cucumbers in ribbons or skeins may also be prettily served cooked.

241. *Indian Salado*.—Slice two cucumbers, taking out the seeds, a Spanish onion, two rennets, and two Chilies. Season with pepper and salt, stir together, and add two spoonfuls of vinegar, and three of salad-oil. The cut meat of a lobster, or of a crab's claws, is an improvement, and cayenne is indispensable. The onion may be omitted at pleasure.

242. To Preserve Roots and Vegetables.

POTATOES are of most consequence, but few now think of storing potatoes. Keep *carrots* and *turnips*, *parsnips* and *beetroots*, with their native mould dry about them, in dry sand. *Onions* are best preserved strung, or the small ones in nets, in a cool but not a damp place. Use the thick-necked spongy ones first. They may also have the germ taken out with a larding-pin, and then be strung up, or they may be kiln-dried. *Parsley* may be picked, and dried by tying it in bundles to a string, or drying it in a cool oven; and so may other herbs. French beans will keep by salting and closing them up, and soaking them before they are dressed; but they lose their flavour and colour. Cucumbers, kidney-beans, endive, etc., may be parboiled and kept closed up in strong pickle; soaking them to freshen them before they are dressed. *Green pease* are shelled, scalded repeatedly, drained, dried in cloths, spread on plates, and put in a cool oven, and afterwards hung up in paper bags to harden.

Soak them before they are used. After all this trouble they are but the *ghosts* of sweet, young pease. They may also be scalded, bottled, covered with clarified butter, corked up, and the corks dipped in rosin; but nothing will preserve the sweet flavour and marrowy substance of the young pea. When used boil them with a bit of sugar. Cabbages, lettuce, greens, endive, leeks, cauliflowers, etc., if carefully removed in dry weather from the ground, without injuring the roots, and laid in a cold cellar, or on a stone floor, covering the roots only with earth or sand, will keep through the winter even when the frost might destroy them if left in the garden; and this we conceive the best mode of preservation.—*Obs.* Vegetables slightly touched by frost may be partially recovered by soaking in water.

243. To Store Fruits of Different Kinds.

THIS art is now so well understood, that in spring and early summer, apples, and even some kinds of pears, are seen as plump and fresh as in the autumn when they are gathered.

Gather apples when just ready to drop off easily, but not over-ripe,—do not bruise any fruit in gathering. Wipe each apple or pear, one by one, and wrap in paper:—place them in stoneware gallon jars, bedded in fine sifted sand, dried in an oven:—fill up the jars with sand, which will imbibe any moisture that might injure the fruit. If fruit is frozen, steep it in cold water, as in all cases of things frozen, that it may thaw gradually. Pack each sort of fruit by itself; label jars and close them, and keep them in an airy loft, but protect from frost by covering them with a thick cloth.

N.B.—Eggs, fruit, and other things packed in straw, acquire a musty flavour. This, which is called being *straw-tasted*, may be avoided by using dried fern, sawdust, or bran, for packing.

244. Herbs and Seeds to dry for Kitchen Use.

THE herbs which are generally kept dry are mint, knotted marjoram, thyme, sweet basil, and sage, and parsley and celery-seeds; gather them when ripe, and put in a cool oven, meat-screen, or drying stove; dry them quickly, but do not

burn them; when dry rub the leaves off the stalks; pound, sift, and keep in bottles well corked.

Note.—They are thus higher flavoured than when dried slowly in the sun. They may be dried, as No. 242.

245. To Salt Vegetables.

FRENCH beans, artichokes, samphire, and olives, may be kept for a long time in a strong brine, taking care that they are completely covered.—Cabbage as *saur croute*, No. 762.

246. To Salt Barberries, Cranberries, etc.

GATHER fine full clusters before they are quite ripe. Pick away any dead leaves and injured berries, and keep the clusters in strong salt and water in jars well covered. When the pickle begins to ferment change it. Red currants, cranberries, and crowberries, may be kept as above.

CHAPTER IX.

SAUCES, ESSENCES, AND CONDIMENTS.

Elements! each other greeting,
Gifts and Powers attend your meeting!

The Pirate.

Our fathers most admired their sauces sweet,
And often ask'd for sugar with their meat;
They butter'd currants on fat veal bestrew'd,
And rumps of beef with virgin-honey stew'd:
Inspid taste, old friend, to them who Paris know,
Where rocambole, shallot, and the rank garlic grow.

“It is the duty of a good sauce,” says one of the most recondite of modern gastrologers, the Editor of the *Almanach des Gourmands*, “to insinuate itself all around the maxillary glands, and call into activity each ramification of the palatic organs. If it be not *relishing*, it is incapable of producing this effect, and if too *piquant*, it will deaden instead of exciting those titillations of tongue and vibrations of palate, which can only be produced by the most accomplished philosophers of the mouth on the well-trained palate of the re-



THIS PAGE IS LOCKED TO FREE MEMBERS

Purchase full membership to immediately unlock this page

Get Smart

Over 2,000 years of
human knowledge in
797,885 volumes

Instant access
\$8.99/month

Continue

*Fair usage policy applies

mortar, or saucepan. As a general rule, brown sauces should be thinner than white. Cream should be boiled before it is mixed with any boiling soup or sauce. And all sauces served over meat should be thick enough to adhere to what they are meant to cover. A good test is their adhering to the back of a spoon. For sauces use enamelled saucepans, which are suitable for many small delicate dishes, and nearly as cheap as tinned ones. Avoid smoky fires in cooking sauces and vegetables.

The receipts we have given in this important branch of the culinary art are ample, various, and circumstantial, and have been diligently considered. We do not, however, pretend, either in this Chapter or any other, to fix the precise quantities of ingredients; but we have tried to hit the medium as far as possible in a matter where men differ so widely and intolerantly, that—

“The very dish one relishes the best
Is tasteless or abomination to the rest.”

The basis, or, more correctly, the vehicle of plain English sauces, is *butter*, whether melted, oiled, browned, or burnt; or *gravy*, either clear, brown, or thickened; also water, milk, cream, and wine, or some substitute. A numerous class of sauces is composed of vegetables and green fruits, another of shell-fish, and a third of flavoured meat-gravy. There are still other complicated sauces, compounded of an admixture of many or all of these ingredients. It will simplify arrangement to take these in regular order; though the philosophers of the English kitchen shake themselves tolerably free of the trammels of system. For excellent foundation and other French sauces, see our *French Cookery*, and read Nos. 59 to 63.

247. To Melt Butter Plain, or for Sauces.

BREAK fresh butter in little bits, and put it into a small saucepan (kept for this and other delicate uses), with either hot cream, sweet milk, or water, or a mixture of them, in the proportion of a dessertspoonful to the ounce of butter. Dredge a very little flour over this, and, holding the vessel over the fire, toss it quickly round, or stir quickly with a spoon, till the butter melts into the consistence of a very thick cream. Let it boil up and no more. This is the

French *Sauce blanche*. Some French cooks add a very little vinegar and nutmeg.—*Another way*. Make a thick batter of flour* with a wineglassful of water, let it heat, add six ounces of butter broken. Stir this quickly till it comes to the boiling point.—*Obs*. A spoonful of catsup, and a little vinegar, flavoured or plain, or anchovy-liquor, converts this, *extempore*, into a good fish-sauce;—a teaspoonful of mustard, where suitable, will heighten the relish, or a little pepper with salt.

Butter, from its bad quality, will sometimes run to oil in spite of the most vigilant cook. In this case, it is the practice to put a little cold water to it, and to pour it rapidly backwards and forwards from the saucepan into a basin, which will partially restore it; but below we give a better way. Melted butter to be mixed with flavoured vinegars, catsups, and thin essences, should be made very thick, and melted with water and flour only, as milk is apt to coagulate; and the vinegars, capers, pickles, etc., must be carefully stirred in, just before the sauce is served, to prevent it from curdling. Butter, on the contrary, into which minced egg, or herbs, which thicken, are to be stirred, should be rather thin when melted, as the other ingredients will thicken the sauce.

To Recover Butter run to Oil.—Add a little salt of tartar, kept in a close-stopped vial for this purpose, to the oiled butter first poured off from the milky sediment. Shake them up together, and the desired creamy appearance will be restored, exactly as in making a liniment of hartshorn and oil.—*To clarify Butter*, see No. 44.†

248. *Oiled Butter*.—Set the saucepan over a slow fire, or at the side of it, and it will oil of itself. Let it settle, and pour it from any milky sediment.

249. *To Brown or Burn Butter, i. e. Black Butter*.—Put a large piece of butter into a small frying-pan, and toss it

* Genuine arrow-root is in all cases to be preferred to flour for thickening delicate dishes.

† Butter is frequently spoiled by ignorance or carelessness. The simple chemical process of making the creamy compound called "volatile liniment," commonly used in cases of sore throat, is familiar to most people. It is merely adding the necessary quantity of hartshorn to sweet oil. By a similar process oiled butter may be recovered as directed above, where the appearance of the sauce is a matter of more importance than its qualities.

round over a brisk fire till it becomes brown. Skim it, dredge in lightly-browned flour, and stir it briskly round with an iron spoon, till it boils and is smooth. A little vinegar or lemon-juice, with cayenne, etc., makes this a good plain fish-sauce for skate, etc., etc.

250. To Thicken Butter,

To keep to sauce Green Pease, Vegetables, Salads, etc.

JUST cover the bottom of a stew-pan with hot water. Put to it in bits ten ounces of fresh butter, and let it gradually melt. Take the stew-pan off the fire, and toss it round till the butter becomes smooth. When to be used, heat it in your melting-pan. This and *oiled butter* answer well for salads to those who dislike oil.

251. *Parsley and Butter, the National Sauce.*—Pick and wash young parsley; tie it up in a fagot, and boil it in salt and water, for five minutes if young, or seven if old or preserved; drain it, and cutting off the stalks, mince the leaves very fine,* and stir about a tablespoonful into three ounces of melted butter. This simple sauce is used with a variety of dishes.

252. *To Melt Butter with Cream.*—Melt a half-pound of butter broken in bits in a glassful of sweet cream. Stir it constantly. This is used for lobster or oyster sauces to serve with turbot, turkey, etc., when the sauce is to be presented in the highest style of English cookery.

Roux, White and Brown, to Thicken Sauces, etc.

253. *White Roux.*—Melt some good butter slowly, and stir into it, over embers, the best sifted flour, till it is as thick as a thinnish but firm paste. Stir it over a slow fire for a quarter of an hour, but do not let it get brown—a pound of butter will take nearly a pound of flour.—*Obs.* This thickening, or *roux*, as the French term it, comes in place of our *extempore* butter kneaded in flour, and of our hastily-made browning, “a wretched resource,” of which the mere name drives a French cook in England *au desespoir*. The prepared *roux*, called humorously the “Cook’s

* We find it convenient to cut parsley, sage, or other fresh herbs with scissors.



THIS PAGE IS LOCKED TO FREE MEMBERS

Purchase full membership to immediately unlock this page

SAVE \$3,999,994

Did you know we sell
paperback books too?

To buy our entire catalog
in paperback would cost
over \$4,000,000

Access it all now for
\$8.99/month

*Fair usage policy applies

Continue

a glassful of lukewarm water into the thickened sauce, and set the saucepan on the hearth, which will drive those crude particles to the top, when they can be removed, and the cook, in serving up a clear sauce, reap the reward of her care. This mode of refining may also be employed for soups and white sauces; but be it remembered, that the watery ordeal, while it contributes to the beauty, injures the flavour of these *gusty* compositions. The gravy served with roast ducks, hare, wildfowl, goose, etc., etc., if clear, is too often little better than amber-coloured water. When gravy is scanty for roasts, we would advise that the contents of the dripping-pan be strained (presuming that the first rank greasy droppings of goose, etc., are laid aside) and thickened with brown *roux*, or potato or rice flour, and have the addition of a little walnut-pickle, or catsup. The eye admires clear gravy (often little better than coloured water), the palate relishes a cleared but savoury thickened gravy, like the above.—See *Sugar Browning*, No. 369.

256. The Best Beef-Gravy, or Jus de Bœuf,

The Basis of many Sauces for Made-Dishes.

FOR *strong gravy* we would once more recommend, in place of all other parts of the animal, the lean but juicy pieces of good meat. The gelatinous pieces are better adapted for soup than for rich gravy, which is, in fact, the concentrated *extract* of beef. Ox-kidney is sometimes employed from motives of economy; it makes a strong-flavoured and rich-coloured, but certainly not a very delicate gravy. Cut the gravy-beef (from four to eight pounds, according to the degree of strength and the quantity wanted) into thin slices; score them roughly, and, placing a thick slice of lean undressed bacon in a thick-bottomed stew-pot, lay the cut-meat over it, with a few bits of butter, or a cupful of fresh gravy or water. Slice over this a carrot, a couple of onions, a little eschalot, a head of celery, and, if a high-flavoured gravy for ragouts be wanted, a couple of bay-leaves, and a bundle of savoury herbs of suitable size. Let the stew-pot be deep and very closely covered. Set it over a sharp fire to catch and brown, and shake it occasionally, to prevent the meat from sticking. When the meat is drained on both sides, and the juices partially drawn

out, which will take above half-an-hour, put in the proper quantity of boiling water, a short pint to the pound and half—allowing a little for waste. Skim it well,—check the boil with cold water, and skim it again and again, if needful,—wipe the edges of the stew-pot and lid, and, covering close, let the gravy simmer for three hours by the fire. Let it settle, and strain it into an earthen or stoneware vessel, and keep it in a dry, cool place.—See *Consommé*, *French Cookery*, Nos. 582, 583.

257. Savoury Brown Gravy,

For Brown Sauces, Ragouts, and Fricassées.

THIS brown savoury gravy, or foundation brown sauce, we conceive to be, for every useful purpose, equivalent to the *Grande Espagnole* or *Italienne rousse* of the French kitchen. Line the stew-pan with slices of lean ham or bacon; add to this four or five pounds of a fillet of veal cut in slices; moisten with a ladleful or two of good stock, with two carrots and two onions, or double the number if you, for future purposes, wish their flavour. The juices will soon form a *glaze*. Take the stew-pan off the fire, and prick the meat all over, to obtain all the juices; moisten again with any broth you have, made of gelatinous meat, as poultry, game, or rabbits; season with a fagot of herbs—parsley and a little young onion especially—and mushrooms, if you have them; to this add (according to your own judgment) a few cloves, a bay-leaf, a bit of garlic, and a head of celery. When ready, allow this (or any gravy) to settle a few minutes before straining.—This gravy may be very conveniently made *jugged*. Cut down the ingredients, and put them in a jar; cover it close, and set it in an oven or over a stove for a half-hour; add boiling-water, and let the preparation *stove* slowly till wanted.—BROWN GRAVY may be varied and enriched in many ways, by the addition of red wines, flavoured vinegars, eschalot, tarragon, mushrooms, curry-powder, truffles, and morells, artichoke-bottoms, anchovy, pickled oysters,—in short, whatever is best fitted to improve and heighten the relish of the dish it is to sauce. Keep for use, and thicken it with brown thickening, No. 255, when wanted. Gravies may be cleared, if needful, with white of eggs before adding the thickening. See *Note*, No. 63.

N.B.—Eschalot, a lemon sliced, a bay-leaf, two cloves, and a quarter-pint of eating oil, stewed in a ladleful of the above gravy, with pepper, cayenne, and a glass of white wine, makes the *Italienne rousse*; and the *Italienne blanche* is made by using a *white* instead of a brown, savoury gravy.

257². To Make Glaze and Demi-Glaze;

And to Glaze Made-Dishes, Poultry, Cutlets, Tongues, Fricandeaux, Hams, etc.

Glaze is a highly-condensed extract of meat. It is, in fact, a meat *varnish* or *glue*, and the cook's glaze-pot and brush are, in character, nearly allied to those of the joiner. Make a strong *consommé*, for which see Nos. 60 and 62, and 582. Rapidly boil down the strong prepared gravy or *consommé*, stirring constantly, till it becomes thickish in dropping from the spoon; then pour it into a smaller sauce-pan, and still boil and stir till it is fit to become a firm jelly. Veal makes the best jelly, because it is more *gelatinous* than other meat; but poultry and all meat yield more or less. Where required on a large scale, glaze is kept in bladders till wanted.

To Glaze.—Dishes to be *glazed* should first be well dried on the surface. Have, on the small scale, the glaze melted in a small jar set in boiling-water, and brush the ham, tongue, etc., to be glazed, smoothly over with one coat: this dried, lay on another, and a third if needful. Mushrooms, in general, when *glazed*, look better rather lightly done, so that the glaze forms rather a graceful veil than a solid varnish.

Demi-glaze is made of a mixture of two parts rich brown gravy, one part of *consommé*, and a very small proportion of glaze, boiled first down to a clear light glaze, and used as the basis of several sauces.

258. White Gravy Sauce,

The French Velouté or White Cullis, the Basis of White Sauces for Vegetables and White Fricassées, etc.

Put a piece of the best end of a knuckle of veal, according to the quantity of sauce wanted, into a well-tinned stew-pan, with some lean ham, some shin-beef cut to pieces, and whatever fresh trimmings of game or poultry the larder affords. Moisten this with stock, put to it three carrots,



THIS PAGE IS LOCKED TO FREE MEMBERS

Purchase full membership to immediately unlock this page

Get Smart

Over 2,000 years of
human knowledge in
797,885 volumes

Instant access
\$8.99/month

Continue

*Fair usage policy applies

and heat up the sauce : or roast the onions, and then pulp them.—*Obs.* If for tripe, made-mustard may be mixed with this sauce : if for smothering rabbits, boiled ducks, etc., cream should be added. Some cooks use veal or clear beef-gravy instead of melted butter, and others mash a turnip, or apple, or white beet, along with the onions, where the flavour is thought too strong. *Young onions*, when very small, may be cooked separately and served whole in the sauce. The French make onion-sauce, with cream or *Bechamel* as the basis, and season with nutmeg or mace, and a bay-leaf. This is good practice.

261. *Brown Onion-Sauce.*—This is a highly-relishing sauce, suitable to many different dishes, and a general favourite with thorough-bred gourmands of the old school. Slice large mild onions, brown them in butter over a slow fire, add good brown gravy, pepper, salt, cayenne, and a bit of butter rolled in brown flour. Skim this, and put in a half-glass of Burgundy, claret, or port, the same quantity of mushroom-catsup ; or, if more suitable to the dish the sauce is to accompany, a dessertspoonful of walnut-pickle, or eschalot-vinegar, to give *piquance* ; also essence of ham.—*Obs.* This standard sauce is susceptible of many variations. *Onion-sauce*, brown or white, may be made *extempore* by stirring small cooked onions into *Bechamel*, or into brown-sauce.

262. *To Dress Onions for Garnishing, and for Bouilli, etc.*—Top and tail small firm silver onions ; blanch and peel them ; stew them in good stock till they look clear and pulpy.—*Obs.* If to be browned, do not blanch, but at once fry them. If for garnishing *bouilli*, use larger onions ; put fire over the stew-pan, and let them fall to a glaze. Pour a little stock into the pan to float off the *glaze*, which should be poured over the beef. If the onions are not mild, put a bit of sugar to the stock.

263. *Sage and Onion Sauce.*—Chop together a couple of onions and eight sprigs of fresh sage ; stew them in water with salt, and in five minutes add bread-crumbs ; drain off a little of the water when they are tender, and beat up and stir in melted butter ; add pepper, and, if for goose-stuffing, more flour, or crumbs.

264. *Eschalot-Sauce.*—Chop of eschalot what will fill a

dessertspoon; give this a scald, drain and add a half-pint of good gravy or melted butter, pepper, and salt, and when done, a large spoonful of vinegar. The eschalots stewed in mutton-broth, with a little butter rolled in flour, and some vinegar, make an excellent sauce for boiled mutton. *Eschalot-sauce* may be made as directed in No. 251 (*Parsley and Butter*), by merely stirring a little eschalot-vinegar into melted butter, with salt; and for roast meat or poultry this is more delicate than sauce of the chopped root. *Carrier-sauce* for mutton is made by boiling chopped eschalots in gravy, sharpened with vinegar, and seasoned with pepper and salt. *Eschalot* enters largely into the composition of most of the high-flavoured compound store sauces made for sale.

265. *Garlic-Sauce*.—Make this with a spoonful of garlic-vinegar stirred into a half-pint of melted butter; or blanch in two waters, chop and pound in a mortar two cloves of garlic with a bit of butter, or a very little oil, and, rubbing the paste through a sieve, simmer it in the butter.*

266. *Mayonnaise*, a favourite Anglo-French sauce, for serving with, or *masking* (*i.e. pouring thick over*), *cold poultry, salads, and many cold dishes*.—To the yolks of two eggs carefully separated from the whites, put a little salt and white pepper, and drop by drop a few drops of vinegar; stir, rub briskly with a spoon; and next, add drop by drop a spoonful of salad-oil, stirring and rubbing diligently. When rubbed quite smooth, and of the consistence of a thick cream, add gradually three wine-glasses of vinegar, or of eschalot, cucumber, tarragon, or Chili vinegar, or part of them, whichever is best adapted to the dish the *Mayonnaise* is to sauce. A spoonful of veal-jelly or of demi-glaze is a great improvement. This sauce requires great care and patience, and it will often curdle in spite of all the cook can do. The gradual rubbing of the yolks is the main thing. The sauce should be prepared in a cool place, or over ice. A spoonful of cold water, added after the vinegar, will help

* The invention of the following garlic-sauce is attributed to MICHAEL KELLY, a musical composer of some celebrity, and possessed moreover of some skill in the "Harmonies of Meats."—"For boiled tripe, cow-heels, or calf's head, take a spoonful of garlic-vinegar and a teaspoonful of made-mustard, brown sugar, and black pepper, stir these into a half-pint of oiled butter."—JEKYLL pronounced this—*beastly!*

to whiten it, and so will the icing. This sauce is made *gras*, with four hard-boiled yolks rubbed down, pepper, salt, a little salad-oil and tarragon-vinegar, added gradually as above directed, and meat-jelly; rub long and well over ice, to make it smooth. This is an excellent salad-sauce, and is poured over, or served with many cold dishes. See No. 236. When *gras*, it is used to sauce veal or poultry, re-warmed. Varieties of it are made by the addition of cooked and chopped fine herbs or spinage. We give the most refined of them from M. Soyer.

Mayonnaise à la gelée.—Put a quarter-pint of melted aspic, No. 606, into a saucepan upon ice. Whisk till it become a white froth: add by slow degrees, first, a half-pint of salad-oil, and then six spoonfuls of tarragon-vinegar, continually whisking till you have a sauce like a smooth white cream. Season with half a teaspoonful of salt, a quarter one of white pepper, and a very little pounded sugar. Whisk once more, and this most delicate sauce is ready, and may be dressed pyramidically, as high as you please. Keep it in a cool place till served. It is made in the same way, with chopped herbs added: choose parsley, eschalots, or whatever is suitable to your dish. See No. 669.

267. MUSHROOM-SAUCE, WHITE, for *Fowls, Veal, Rabbits, etc.*—Pick and wash a large breakfastcupful of small button-mushrooms; take off the leathery skin as directed in No. 214, and stew them in Bechamel, No. 279, with pepper, cayenne, mace, nutmeg, salt, and a piece of butter rolled in a good deal of flour or arrow-root to thicken, as the abounding liquor of the mushroom requires a good deal of thickening. Stew till tender, stirring them now and then, add four spoonfuls of hot cream, and pour the sauce over the fowls. Those who like a high relish of mushroom may add a spoonful of mushroom-juice (drawn off by slightly salting a few for a night), or mushroom-powder.—*Obs.* The mushrooms may be stewed in cream, and seasoned and thickened as above. Mushrooms pickled *white* may supply the place of fresh for this sauce. Lay them first in milk for a little. *Brown mushroom-sauce* is made by stewing mushrooms in brown gravy, No. 257, and adding catsup.

268. CELERY-SAUCE, WHITE, for *boiled Fowls, Turkey, etc.*—Wash, pare, and cut down in thin slices, about two inches



THIS PAGE IS LOCKED TO FREE MEMBERS

Purchase full membership to immediately unlock this page

SAVE \$3,999,994

Did you know we sell
paperback books too?

To buy our entire catalog
in paperback would cost
over \$4,000,000

Access it all now for
\$8.99/month

*Fair usage policy applies

Continue

skins, pick out the seeds, and mix the pulp with a cut cap-sicum, a clove of garlic, and a very little vinegar, ginger, cayenne, white pepper, and salt; pulp this through a sieve, and simmer it for a few minutes. Beetroot-juice is used to improve the colour. Imitation *Tomata-sauce* is made by roasted apples, properly seasoned and coloured with turmeric.—*Obs.* In *Tomata-sauce* French cooks stew an onion, a piece of ham, a sprig of thyme, and a bay-leaf, and use top-fat, or a rich cullis, to moisten the ingredients. Good practice. See No. 206.

275. *Apple-Sauce*.—Pare, core, and slice four or five juicy baking-apples, and *roast* them; or simmer them in a saucepan, with a little water to keep them from burning, a bit of lemon-peel and sugar to taste. Take care they do not burn, and when quite soft, pour off the superfluous moisture, and beat them up with pounded sugar to taste, and a small bit of butter. Roasting is both best and easiest. Bread crumbs or panada may be added. If for goose or pig, much sugar is objectionable. For brown apple-sauce, stew the pared fruit, drain, and add brown gravy, No. 257; heat up and season highly with cayenne and pepper. This suits many tastes better than the common tame sweet apple-sauce.

276. *Gooseberry-Sauce*.—Clip away the tops and tails of a breakfastcupful of unripe small green gooseberries; scald them, drain them, and stir them into melted butter, with a little sorrel-juice or vinegar. A little ginger may be added. The scalded gooseberries may also be served mashed with sugar and seasonings.

277. *Caper-Sauce*.—Take two tablespoonfuls of capers and a very little of their vinegar. Mince the one half, and stir the whole into a half-pint of melted butter, or of strong thickened gravy. To prevent the butter from oiling, stir the sauce for some time. When wanted very poignant, lemon-juice may be added to this simple and tasteful sauce, or it may be flavoured with tarragon or Chili vinegar. If for fish, as skate, etc., a little essence of anchovy will be found an improvement, with pepper and salt to taste.

278. *Mock Caper-Sauce* is made of gherkins or nasturtiums cut in bits, and lemon-juice stirred into melted butter. It is also made of radish seed-pods.

279. *Bechamel, or French White Sauce*.—Cut two pounds of the lean of a breast or knuckle of white veal, and a quarter-pound of lean fresh bacon, into small bits. Melt some butter in a deep saucepan, and put in the meat to draw a little, and to *whiten*, not to *brown*. Mix two spoonfuls of fine rice-flour very smooth with pure water, and then put in a quart of clear stock made of veal, or as much water or milk. Let this stew very gently with the meat, over a chafing-dish, or by the side of the fire, for an hour and a half; having first seasoned it with a teaspoonful of white peppercorns, an onion, a few sprigs of parsley and lemon-thyme, and a bit of lemon-peel. Let the sauce settle, strain it, and stir in a cupful of rich hot cream. Bring it to boil, and strain it once more.—A *cheaper white sauce*, to pour over boiled fowls, may be made of pale stock and sweet milk, thickened and seasoned as above, and the yolk of an egg well beat and stirred gradually into it when just ready. A few chopped mushrooms will improve this sauce, if for fowls. The *Bechamel*, before the cream is added, is a *white cullis*, fit for adding to white ragouts, fricassées, and hashes of veal. It is also a rich basis for all savoury white sauces, and for dressed vegetables.—See *Dishes à la Bechamel, French Cookery*, No. 669.

280. *Vinegarette for Cold Meat or Fowl*.—Chop young mint, parsley, and eschalot together, add salt, and mix them up with salad-oil, and good vinegar.

281. *Tartar-Sauce*.—Add to vinegarette, No. 280, chopped chervil and tarragon, with a little made-mustard.

282. *Lemon-Sauce*.—Pare a lemon, taking off all the white part; cut it in half-inch slices, pick out the seeds, and on a plate cut the slices into dice, and mix them with melted butter, taking care to stir it up lest it oil.

283. *Miser's-Sauce*.—Chop two onions, and mix them with pepper, salt, vinegar, and a little melted butter. When made with oil and young onions, add a little minced parsley and scraped horseradish.

284. *POOR MAN'S SAUCE, to serve with Turkey Poults or grilled Birds,—a French Sauce*.—Mince a little parsley and a few eschalots. Stew this in stock or water, and add vinegar and pepper.

285. *Carach-Sauce*.—Mix a little pounded garlic with cayenne, soy, and walnut-pickle, in good vinegar.

Other Sauces for Poultry and Game.

MOST of the common sauces for poultry have been described under other heads. These are principally *white-sauce*, *egg-sauce*, *apple-sauce*, *rice-sauce*, *lemon-sauce*, *celery-sauce*, *goose-berry-sauce*, and *mushroom-sauce*; but a few of the more delicate remain to be given. See also *French Cookery of Sauces*.

286. *Bread-Sauce*.—Put grated crumbs into a small saucepan, and pour a little of the liquor in which fowls, mutton, or veal have been boiled, over this. When it has soaked, simmer with it a sliced onion, white peppercorns, salt, and mace: take out the onion and peppercorns, and add cream or melted butter.—*Another Bread-Sauce*.—Pour a half-pint or more of boiling milk over a breakfastcupful of stale bread in crumbs in a jug: cover this, and in twenty minutes at soonest, beat it up in a nice saucepan, adding a good bit of butter and salt, cayenne and mace to taste. Add as much boiling cream or milk as will thin it; boil up and serve.

287. *Rice-Sauce*.—Stew two ounces of blanched rice in milk, with an onion, white peppercorns, and a little salt. Take out the peppercorns and onion, and rub the rice through a colander. Heat it up with more milk or cream, and flavour it as above. This looks whiter, but it is not so light as bread-sauce. Butter may be put to enrich it.

288. *Egg-Sauce for salt Fish, roasted Poultry, etc.*—Boil three or four eggs for a quarter of an hour. Dip them in cold water, and then roll them quickly under your hand to make the shell come easily off. Chop the yolks by themselves into little half-inch cubes, and cut the white of one or two eggs in the same manner. Stir first the white and then the yolks into thinnish melted butter in the tureen.

289. *Our Own Sauce for Game,—or Orange-Gravy*.—A half-pint of claret, and the same quantity of good brown-gravy.—Make the gravy boil, put the wine to it, with pepper, salt, cayenne, and the strained juice of two Seville oranges, or one orange and a lemon. Let them simmer for a few minutes, and, pouring some over the game, serve the rest



THIS PAGE IS LOCKED TO FREE MEMBERS

Purchase full membership to immediately unlock this page

Get Smart

Over 2,000 years of
human knowledge in
797,885 volumes

Instant access
\$8.99/month

Continue

*Fair usage policy applies

quarter-pint, or rather more, of savoury brown gravy, or melted butter, very hot; thicken it with a little browned flour, and put to it a large glass of claret or port wine, a large teaspoonful of made-mustard, and salt, pepper, and cayenne to taste. Simmer it a few minutes, and serve it very hot.—*Obs.* For the wine, or part of it, may occasionally be substituted mushroom or walnut pickle, and a little chopped green sage may be added. Hard yolks of eggs rubbed smooth in the sauce, make a good variety of the above.

293. *Sauce Robert, for Pork, Mutton-Cutlets, Geese, etc.*—Brown four or five onions very finely shred, in a small saucepan, with a good piece of butter. When of a fine rich brown, mix in a tablespoonful of browned flour, one of mushroom-catsup, and two of red wine, with a half-pint of stock, a saltspoonful of pepper, and one of salt, and a teaspoonful of made-mustard, the juice of a lemon, or a dessertspoonful of Chili vinegar.—*Obs.* This sauce is named after the French inventor, as we say, *Maintenon* cutlets, or *Sandwiches*. It is a favourite sauce. Tarragon vinegar will give it the flavour of the French kitchen, which to some gourmands may be a recommendation even as an accompaniment to plain English fare. This sauce is eaten with rump steaks, whether stewed or broiled. Pour it hot over them, and garnish with scraped horseradish or fried parsley.

294. An Excellent White Sauce,

For Fricasséed Rabbits, Fowls, Veal, Whittings, etc.

To a half-pint of the liquor in which fowls, veal, or trimmings of these have been boiled, put a bit of lemon-peel, an onion sliced, six white peppercorns, a pounded blade of mace and a scrape of nutmeg, with a small bunch of lemon-thyme, basil, and parsley. When the sauce is well-flavoured, strain it, add a little rich cream, a bit of butter rolled in flour or arrowroot to thicken, and, last of all, a squeeze of lemon, taking care to stir the sauce lest the cream curdle. Pour it over the fricassée.

295. *Lemon and Liver Sauce for Fowls.*—Parboil the liver of the fowl, having first washed and scored it; mince it very fine. Pare a lemon very thin, as if for punch; take off the white part, and cut the lemon into small dice, picking out the seeds. Mince about a fourth part of the peel very fine,

and put these ingredients, with a little salt, to a half-pint of melted butter. Let them heat up, but not boil, lest the butter oil.—*Obs.* *Liver and Parsley Sauce* is a good common sauce, and is made by parboiling the parsley and liver; and, after they are separately minced, stirring them into melted butter.

296. *The Marquis's Sauce for Wild Fowl*.—A glass of claret, a spoonful of catsup, the same of lemon-juice, a minced eschalot, a few thin slices of lemon-rind, a few grains of cayenne, two blades of mace pounded, and a large spoonful of the essence sold at the shops under the name of *Sauce à la Russe*. Simmer these ingredients for a few minutes, and strain them to the gravy which comes from the wild-fowl in roasting. Place the fowl on a dish heated by a lamp, and cut it up, so that the gravy as it flows out may simmer with the sauce.—*Obs.* The above *amateur* preparation is much admired. The gravy of wild fowl is often scanty; but butter, or meat-gravy, would hurt the *wild* flavour. *Game-gravy* may, however, be made by *par-roasting*, and then stewing, a partridge or grouse, by those who hesitate at no expense in the gratification of the palate. French artists procure this *essence of game* by slowly stewing partridges in a vessel closely covered, till they yield a strong *consommé*.

297. Venison-Sauces.

VENISON may have a sweet, a sharp, or a savoury sauce.—*Sharp Sauce*. A quarter-pound of the best loaf-sugar, or white candy-sugar, dissolved in a half-pint of Champagne vinegar, and carefully skimmed.—*Sweet Sauce*. Melt some white or red currant-jelly with a glass of white or red wine, whichever suits best in colour; or serve the jelly unmelted in a sauce-tureen. This last sauce answers well for hare, fawn, or kid, and to many tastes for roast mutton. We consider currant-jelly, *worked cold*, very superior for venison-sauce to boiled jelly, though less transparent. *Melon-pickle* we reckon better still for either roast venison or mutton. It is made thus:—Pare, seed, and slice two or three rather unripe small melons; soak them in vinegar for a week or ten days; drain off and simmer the slices in fresh vinegar till as tender as pickled beet; again drain, and leave the slices on the sieve reversed; and when dry, put them into

a pickle bottle, and pour over them a thin syrup, made in the proportion of a pint of water to twelve ounces of sugar, and in which some cloves have been infused. Let them soak in the syrup for a week or more, and, pouring the half of it off them, fill up the bottles with the best vinegar, which, as for all pickles to keep, is first boiled and left to get quite cold.—*Gravy for Venison.* Make a pint of gravy of trimmings of venison, or *shanks* of mutton, thus:—Broil the meat on a quick fire till it is browned, then stew it slowly. Strain, skim, and serve the gravy it yields, adding salt and a teaspoonful of walnut-pickle.—*Savoury Venison Sauces*, see pp. 90, 91.—In the north of Europe a sauce of the whortleberry is used for venison and other meats.

298. *TURTLE STORE-SAUCE, to flavour Ragouts, Hashes, Savoury Patties, Soups, Pies, etc.*—A quarter-pint of strong mushroom-catsup, the same of basil-wine and of eschalot-wine, a large glassful of the liquor of anchovies, an ounce of lemon-peel sliced thin, concrete of lemon one drachm, and the same quantity of the best cayenne. Mix well, infuse for ten days, strain off and bottle the essence, which is powerful and very much relished.

299. *TURTLE SAUCE, for Calf's Head or Feet, Stewed Knuckle of Veal, Gristles, etc.*—To a pint of beef or veal gravy add two spoonfuls of the above turtle store-sauce, and a little essence of anchovy. Thicken if you like.

300. *A STORE-SAUCE, to flavour the Gravy of Steaks, Chops, or Roast Meat.*—Infuse in a half-pint of walnut-pickle, and the same quantity of mushroom or oyster catsup, a half-ounce of Jamaica pepper in fine powder, with a salt-spoonful of cayenne, half an ounce of scraped horseradish, and the same weight of minced eschalot. Let these ingredients steep ten days, and strain and bottle them. A spoonful of essence of anchovy may be added, or a little bruised mustard-seed.—*Obs.* This is a cheap and high-flavoured relish, and will be found useful at all times for seasoning either melted butter or the gravy that flows from chops, steaks, etc.

301. *CURRY-SAUCE*—This sauce is plainly made by mixing curry-powder with melted butter. It is more generally relished if mixed with white onion-sauce; or, if wanted of high flavour, with brown onion-gravy sauce. When liked



THIS PAGE IS LOCKED TO FREE MEMBERS

Purchase full membership to immediately unlock this page

SAVE \$3,999,994

Did you know we sell
paperback books too?

To buy our entire catalog
in paperback would cost
over \$4,000,000

Access it all now for
\$8.99/month

*Fair usage policy applies

Continue

finely pounded sugar; pour backwards and forwards from the saucepan to a basin to prevent curdling, and let it just come to the eve of boiling, constantly stirring it. Serve the sauce in a sauce-tureen, and grate a little nutmeg on the top of it. Butter and rice-flour or arrowroot may be added to thicken it. See *Carême's*, No. 834³.

305. CAUDLE OR WINE SAUCE, for a Plum or Marrow Pudding.—A glass of white wine a half-glass of lemon brandy, or old rum, or rum-shrub, pounded sugar to taste, the grate of a lemon, and a little cinnamon, stirred into some thickened melted fresh butter; grate a little nutmeg on the top.

306. PUDDING-SAUCE, AND A STORE PUNCH-SAUCE.—Heat half a pint of white wine, sweetened to taste with pounded-sugar; and with this, as in making custard, mix the beat yolks of four eggs. Mill the sauce over a slow heat with a chocolate stick till it thickens; add a few drops of essence of lemon and of lemon-peel.—N. B. The brandy or *Kirchenwasser*, got from abroad, which is half cherry-juice sweetened, is excellent for fat pudding-sauces. Thicken it with egg or cream.—A *Store-Sauce*. A pint of canary, sherry, or Madeira, a quarter-pint of old rum (pine-apple is best), or of good brandy; a quarter pint of Curaçoa, a half-ounce of good lemon-peel, the same quantity of Seville orange-peel, and half-an-ounce of mace. Infuse this for ten days, shaking the bottle every day. Strain it, and add a half-pint or more of rich clarified syrup. Bottle for use. This may be heated with wine, cream, thin syrup, *eau sucré*, etc., as a ready sauce to many sorts of puddings and sweet made-dishes. It is then *Punch-Sauce*.

307. ESSENCE OF HAM, or *Ham-Sauce*.—This may be bought in London and other large cities. In country situations, a highly-flavoured gravy, which is, for plain purposes, a great improvement to other gravies, may be made by breaking ham-bones to pieces, and cutting down all the good pickings left on them. Let this just *catch* over a slow fire for a quarter of an hour, first adding butter or meat-gravy (jelly-gravy if you have it), and stirring it lest the meat and bones burn. When the ham has been treated in this way for some time, add rich stock, a bundle of sweet herbs, and onion and peppercorns; strain it for use.—*Obs.*

Receipts for Sauces will be found along with the receipts for the dishes they are to accompany. Gravy-sauce for roast-meat, pp. 85–92. Sauce for tripe and cow-heel, p. 78. Sauce for a pig, p. 87. For roast venison, pp. 90, 91. Sauce for pork-chops, p. 111.—See also Drappit Egg, National Dishes, and French Cookery.

Sauces of Shell-Fish, and Fish-Sauces.

308. **LOBSTER-SAUCE, OR CRAB-SAUCE, for Turbot, etc.**—For sauce you must have a *hen* lobster, fresh (alive if possible) and full of spawn. When boiled, No. 165, pound the spawn with a bit of butter, or a very little oil. In nice cookery reject the coarse outer spawn. Rub through a sieve into a sufficient quantity of melted butter, and mix it smooth; season with cayenne. Cut the meat of the tail, etc., into small dice, and put these to the sauce, which may be heated up, but not boiled, or the colour will spoil. This sauce is rendered more piquant by anchovies, cavice, catsup, spices, walnut or lemon pickles, etc.; but for fresh fish it is, we think, better unmixed with overpowering foreign flavours. Besides, these and other additions can be made at table. A little cream, first boiled, should be put to this sauce.—*Obs.* Lobsters for sauce may be preserved *potted*, and the live spawn may be kept in brine, or in an ice-house.—*Sauces for Lobsters*, p. 169. A sprinkling of the coral rubbed through a sieve makes, mixed with curled parsley, a pretty garnish to turbot, halibut, or other white fish, especially if they be cracked in the boiling.

309. *Crab-Sauce.*—Pick the meat from the great and small claws, and a little of the soft inside when not watery; season, and stir this into melted butter.*

310. *Sauce à l'Aurore.*—This kind of lobster-sauce is made of the spawn only. Pound the spawn with butter; rub it through a coarse sieve, and thin it with a little clear stock; season it with salt, pepper, and lemon-juice.—*Obs.* This is served in France with trout or soles.

311. *Oyster-Sauce, for boiled Fish, Turkey, etc.*—Open the oysters when you are ready to make the sauce; save their

* The inside meat of the small crabs, *Scotticé* covies, makes most delicate fish-sauce, inferior only in name to lobster-sauce. A spoonful of *Harvey* is a capital addition to most of the fish-sauces.—P. T.

liquor, strain it, and put it to them, and give them a scald in it, and a soft boil. Take them up with a spoon with holes, and drain on a sieve, but keep hot. Let the liquor settle: pour it off the sediment. After picking and *bearding* the oysters one by one, return them into a stewpan, in which there must be in the proportion of half a pint of thick melted butter to two dozen of oysters, or to eighteen large divided ones. Strain the liquor over them:—or, letting them come to boil, set them in a *bain marie* or by the side of the fire that they may become tender: quick boiling hardens oysters. When ready, stir in a spoonful of hot cream. A squeeze of lemon-juice is a simple and tasteful addition. Some cooks add mace, nutmeg, and, if for fish, anchovy, etc., when a *piquant* sauce is wanted.—*Obs.* In oyster-sauce, it is good family practice, both from reasons of economy and *palatic* motives, to serve stewed oysters in one sauce-tureen, and melted butter in another. The quantities can then be mixed on the plate of each guest, and the oysters left may be afterwards grilled, scalloped, etc. Besides, it is the only way by which one can always escape the cook's detestable overdose of flour. French cooks put flour and milk to oyster-sauce, and very little butter. English oyster-sauce and fish-cookery in general is much superior. In Scotland oysters are rarely used in sauces, save for fish. Our national cookery, if less savoury, is more delicate.

312. *Shrimp-Sauce and Cockle-Sauce.*—Shell and wash the fish carefully, and simmer them for a few seconds in melted butter; add a small spoonful of boiling cream. A squeeze of lemon and a little cayenne is the only addition we can recommend, though various pungent flavours are added to this simple and agreeable sauce.

313. *Anchovy-Sauce.*—Bone and pound some anchovies very smooth with a bit of butter; stir this into thick melted butter, in the proportion of three anchovies to the half-pint:—or melt them in vinegar or wine. A large spoonful of the essence of anchovies may be substituted.—*Obs.* This is a sauce which ought to be *piquant*; the cook is therefore at liberty to make whatever additions she pleases;—cayenne, soy, essence of anchovy, lemon-pickle, horseradish, mustard, eschalot, gherkins, cavice, vinegars,—in short, the whole circle of the pungent and sharp flavours may be pressed into



THIS PAGE IS LOCKED TO FREE MEMBERS

Purchase full membership to immediately unlock this page

Get Smart

Over 2,000 years of
human knowledge in
797,885 volumes

Instant access
\$8.99/month

Continue

*Fair usage policy applies

Add, as in making custard, the beat yolks of two eggs, and again stir over the fire, taking care that it does not curdle.

319². *Dutch Fish-Sauce*—Equal quantities of water and vinegar boiled, seasoned, and thickened with beat yolk of egg, and sharpened with a good squeeze of lemon; do not let it boil after the egg is added, but mill it like No. 306.

320. *An excellent Store English Fish-Sauce*.—A half-pint of claret or red port, a half-pint of mountain or Rhenish wine, and another of walnut-catsup, a large wineglassful of walnut-pickle, the grate and juice of two lemons, a dozen well-flavoured mellow anchovies pounded and dissolved by the side of the fire, three eschalots chopped, a good relish of cayenne, four large spoonfuls of scraped horseradish, a few blades of mace, and a dessertspoonful of mustard, rubbed down with the anchovy-liquor, of which the more you have the better. Simmer this composition for a few minutes, mixing in the ingredients according to the delicacy of their flavour and their solubility. Bottle it when cold in small bottles; cork them well and dip in rosin. It will keep longer if, instead of fresh lemon rind and juice, citric acid and dry lemon-peel are used. A teaspoonful of the above will convert two ounces of melted butter into a well-flavoured extemporaneous sauce; or it may be mixed with the butter on the plate, like essence of anchovy, soy, etc.

321. *The General's, or Camp Sauce, a Store-Sauce for Fish or Meat*.—Chop six eschalots, a clove of garlic, with two bay-leaves, a few sprigs of lemon-thyme and leaves of basil, with a few bits of the peel of a Seville orange. Bruise a quarter of an ounce of mace and cloves, a half-ounce of long pepper, and add two ounces of salt, a quarter-pint of vinegar, and a pint of Madeira, with a half-glassful of verjuice, and the juice of two lemons. Infuse these ingredients in a stone jar, very closely stopped, and let it stand over embers, or by the side of the fire, or in a *bain marie*, for a night. Pour it gently from the lees, and strain it, and bottle as other essences. This is a high compound relish, and must be used *in moderation* either with thickened gravy or melted butter.

322. *Dr REDGILL'S Sauce Piquant, for Fish or Cold Meat*.—Pound a large spoonful of scraped horseradish, four eschalots, a clove of garlic, a drachm of mustard, and one of celery-

seed, with salt and a high relish of cayenne, Jamaica, and black pepper. When well pounded, mix with these ingredients a half-pint of cucumber-vinegar, a quarter-pint of eschalot, and the same quantity of horseradish-vinegar. Let these infuse in a close-stopped jar by the fire for a few days, and strain, and bottle in small vials for use.

323. QUIN'S* *Fish-Sauce, a Store-Sauce*.—Two glasses of claret and two of walnut-pickle, with four of mushroom-catsup; six large pounded anchovies with their pickle, and six eschalots pounded; a half-wineglassful of soy, black and cayenne pepper. Let this simmer slowly by the side of the fire till the bones of the anchovies dissolve. Strain it off, and, when cold, bottle for use.†

* Had this GREAT MAN lived in our day, he would, we think, instead of so much heavy catsup and coarse walnut-pickle, have adopted some delicately-flavoured vinegar as a substitute for about the one-half of these ingredients, —such as eschalot or burnet-vinegar, or even fiery horseradish-tincture. As a mere untraveller practical Englishman, and, moreover, of the Old School, QUIN, no doubt, ranks high in the lists of gastronomy. Still he is completely distanced by many moderns, both in love for, and knowledge of the science. Among the most noted of the moderns, we beg to introduce our readers to Mr ROGERSON, an enthusiast greater than Sampayo, and, moreover, a martyr. He, as may be presumed, was educated at that University where the rudiments of palatic science are the most thoroughly impressed on the ductile organs of youth. His father, a gentleman of Gloucestershire, sent him abroad to make the grand tour; upon which journey, says our informant, young ROGERSON attended to nothing but the various modes of cookery, and methods of eating and drinking luxuriously. Before his return his father died, and he entered into the possession of a very large moneyed fortune, and a small landed estate. He was now able to look over his notes of epicurism, and to discover where the most exquisite dishes were to be had, and the best cooks procured. He had no other servants in his house than cooks: his butler, footman, housekeeper, coachman, and grooms, were all cooks. He had three Italian cooks, one from Florence, another from Sienna, and a third from Viterbo, for dressing one dish, the *docce piccante* of Florence. He had a messenger constantly on the road between Brittany and London, to bring him the eggs of a certain sort of plover, found near St Maloes. He has eaten a single dinner at the expense of fifty-eight pounds, though himself only sat down to it, and there were but two dishes. He counted the minutes between meals, and seemed totally absorbed in the idea, or in the action of eating; yet his stomach was very small,—it was the exquisite flavour alone that he sought. In nine years he found his table dreadfully abridged by the ruin of his fortune, and himself hastening to poverty. This made him melancholy and brought on disease. When totally ruined (having spent near £150,000), a friend gave him a guinea to keep him from starving; and he was found in a garret soon after roasting an ortolan with his own hands. We regret to add that, a few days afterwards, this extraordinary youth shot himself. We hope that his notes are not lost to the *dining world*.

† Gastronomers will feel a natural desire to know what was considered

324. Dr KITCHINER'S *Fish-Sauce Superlative, a Store-Sauce*.—A pint of claret, a pint of mushroom-catsup, and half a pint of walnut-pickle; four ounces of pounded anchovy, an ounce of fresh lemon-peel pared thin, and the same quantity of eschalot and scraped horseradish: an ounce of black pepper and allspice, and a drachm of cayenne, or three of curry-powder, with a drachm of celery-seed. Infuse these, in a wide-mouthed bottle closely stopped, for a fortnight, and shake the mixture every day; then strain and bottle it for use. A large spoonful of this stirred into a quarter-pint of thickened melted butter "makes," says the Doctor, "an admirable extemporaneous sauce."*—*Obs.* This will be found even more expensive than the fish-sauce of HARVEY or BURGESS: the composition of which, so far as such high mysteries are accessible to ordinary mortals, is not materially different from the piquant fish-sauces for which we have given receipts above, save that more anchovies, cavice, acids, and probably fewer expensive seasonings and less wine, are employed. The extensive sales, and the complete apparatus of these *Sauce-chemists*, enable them to sell compound essences cheaper than they could be prepared in any private family. Though so many receipts are given for STORE-SAUCES, we do not, when proper sauces can be obtained fresh, recommend them to small families either for taste or economy.

We have been rather diffuse on the subject of fish-sauces, in the persuasion that fish, from its insipidity and softness of fibre, requires savoury and stimulating accompaniments more than any other kind of food.

the "best universal sauce in the world" in the boon days of Charles II.; or at least what was accounted such by the Duke of York, who was instructed how to prepare it by the Spanish ambassador. It consisted of parsley, and a dry toast pounded in a mortar with vinegar, salt, and pepper. The modern English would no more relish his Royal Highness's taste in condiments than in some other matters. A fashionable or Cabinet dinner of the same period consisted of "a dish of marrow-bones, a leg of mutton, a dish of fowl, three pullets, and a dozen larks, all in a dish; a great tart, a neat's tongue, a dish of anchovies, a dish of prawns, and cheese." At the same period, a delicate supper-dish, when the King supped with his mistress, Lady Castlemaine, "was a chine of beef roasted." But folks then supped at the modern dinner hour.

* The *Kitchiner* sauce was analyzed with great care by the Cleikum Club at sundry sittings. REDGILL approved of it *in toto*, the NABOB suggested a little more cayenne, and JEKYLL more wine and less catsup, with the elegant substitution of lemon-pickle for walnut-pickle.



THIS PAGE IS LOCKED TO FREE MEMBERS

Purchase full membership to immediately unlock this page

SAVE \$3,999,994

Did you know we sell
paperback books too?

To buy our entire catalog
in paperback would cost
over \$4,000,000

Access it all now for
\$8.99/month

*Fair usage policy applies

Continue

quality, and where there is no regular still-room, are perhaps cheapest and best when bought. It is, however, proper to prepare at home lemon and orange rind, and such like things, which might be lost when the juices are used.

330. *Essence of Lemon and Seville Orange Peel.*—Rub knobs of sugar on the lemon or orange till they are saturated with the yellow rind. Scrape off what is saturated, and repeat the process till all the rind is got off. Press the sugar down close, and cover it up.—*Obs.* *Essence of Seville orange* makes a fragrant and most grateful seasoning to custard, rice, or batter puddings. *Essence of lemon or of orange peel* is made by mixing one drachm of the essential oil of these fruits with a large glassful of rectified spirits, or spirit of wine, and is convenient when fresh lemons are not to be obtained, though not equal to the fresh fruit either in fragrance or flavour. The oil must be gradually mixed. *Tincture of lemon-peel* may be economically made when lemon-juice is wanted, by paring the peel off very nicely, and steeping it in brandy. The bottle must be very closely stopped, as the flavour of lemon is exceedingly volatile. *Essence of Allspice* may be made in the same way as essence of lemon, and so may *Essences of Cloves and Mace*.

331. *Essence of Ginger.*—Infuse three ounces of well-bruised fresh ginger, and an ounce of lemon-peel sliced thin, in a pint and a half of strong rectified spirits. Let it be closely stopped, and shaken every day. This preparation is cordial and grateful.

332. *Tinctures of Cloves, Nutmeg, Allspice, Cinnamon, etc.*, may be all prepared by infusing a sufficient quantity of the aromatics in strong spirits. They may be converted into plain useful *liqueurs* by the addition of fine sugar; but they must then be carefully filtered.

333. *Cayenne Pepper, to make.*—This is made either of ripe chilies or capsicums. If chilies, dry them before the fire a whole day, turning them till quite dry. Trim away the stalks. Pound the pods in a mortar till they become a fine powder, mixing in about a sixth of their weight of salt. Bottle the dry powder, and stop the vials carefully. If capsicums are used, dry them in the oven, first mixing them with dried flour; beat them to a powder, and add water, yeast, and a little salt, with which form the capsic-

cums into paste and then in small cakes. Bake these twice; pound and sift the powder, bottle in vials and stop.

334. MIXED SPICES AND SEASONINGS.—*Cook's or Kitchen Pepper*.—Dry, and pound or grind to a fine powder, an ounce of ginger; and of nutmeg, black and Jamaica pepper, and cinnamon, half an ounce each, with a dozen of cloves. Bottle these separately in vials labelled and well corked: mix in proper proportions with common salt when wanted.

N.B.—French cooks keep their seasonings mixed, and even pound or grind them together, not from convenience, but to blend the flavours intimately: much may be said for this practice.

335. COOK'S SEASONINGS for *White Sauces, Fricassées, and Ragouts*. White pepper, nutmeg, mace, and lemon-grate pounded and mixed. Also ginger and cayenne in proper proportions. These may be pounded together.

336. POWDER OF FINE HERBS, for *flavouring Soups and Sauces, when the fresh Herbs cannot be obtained*.—Dry, in summer, parsley two ounces, of lemon thyme, winter savory, sweet marjoram, and basil, each an ounce; lemon-peel dried, an ounce. Dry slowly and thoroughly; pound dry, and bottle. The powder should be sifted. Celery-seeds may be put to this useful relish.—See No. 244.

337. HOUSEHOLD VINEGARS.—Vinegar is an article perpetually wanted for various purposes in almost every family; and, compared with the first cost of the materials, it is, when good, an expensive one. Though we are not perfectly convinced that the labour of the *still-room* is at all times what economists would call *productive labour*, we think that vinegar, for ordinary purposes, may often be made at home.

338. *Sugar-Vinegar*.—To every gallon of water put two pounds of coarse raw sugar. Boil and skim this. Put it to cool in a tub, and when sufficiently cold, from 75° to 80° Fahrenheit, float in it a slice of bread soaked in fresh yeast. Barrel it in a week, and set it in the sun in summer, or by the fire in winter, for six months, without stopping the bung-hole; but cover it with muslin to keep out insects.

339. *Cider-Vinegar*.—Put a pound of white sugar to the gallon of cider, and, shaking them well together, let them

ferment for four months, and a strong and well-coloured vinegar will be the result.

340. *Gooseberry-Vinegar*.—To every quart of bruised ripe white or green gooseberries put three quarts of spring-water. Stir them well with the water, and let them steep for forty-eight hours, repeating the stirring. Strain through a flannel bag, and put two pounds of white pounded sugar to every gallon of liquor. Put it into a barrel with a toast soaked in yeast, leaving the bung-hole as directed above. Keep the barrel in a warm place. *White currants or raspberries* make an excellent vinegar by following the same receipt. Pick the currants from the stalks.

341. *Vinegar of Wine-Lees*.—Boil the wine-lees quickly for half an hour, skimming well. Cask the lees and add some chervil. Stop the cask, and in a month it will be fit for use as vinegar.

342. *Verjuice*.—Gather some ripe crab-apples, and lay them in a heap to sweat; then throw away the stalks and decayed fruit, and having mashed the apples, express the juice. (A cider or wine press will be useful for this purpose.) Strain it: in a month it will be ready. This is the best simple substitute for lemon-juice that can be found: it also answers well in place of sorrel. The French, for many dishes, prefer verjuice to lemon-acid. It is used by *great economists* in preparing lemonade.

343. *Alegar*.—This is often made of stale beer, but is best when made of fresh worts, fermented with sour yeast, and set in the sun till the acetous fermentation takes place.

344. *Raisin-Vinegar*.—After making raisin-wine lay the refuse in a heap to ferment. Add water in the proportion of a gallon to the pound of raisins and half-pound of sugar. Put yeast to the liquor when strained.

345. **FLAVOURED VINEGARS**.—These are a cheap and agreeable addition to sauces, hashes, and ragouts, and have the convenience of being always at hand at seasons when herbs are either very costly or not to be procured. They may be coloured with a few grains of cochineal. They keep long, and being so serviceable ought to be regularly prepared. Make them of the best *pickling vinegar*.

346. *Chili-Vinegar* and *Cayenne-Vinegar*, called *Pepper-*



THIS PAGE IS LOCKED TO FREE MEMBERS

Purchase full membership to immediately unlock this page

Get Smart

Over 2,000 years of
human knowledge in
797,885 volumes

Instant access
\$8.99/month

Continue

*Fair usage policy applies

than a vinegar, as, with butter or gravy added, it supplies the place of a store-sauce for either meat or fish. The anchovies should be omitted when the vinegar is to be stored.

355. *Curry-Vinegar*.—Steep curry-powder, in the proportion of two ounces to the quart, in the best vinegar, and strain and filter for use.

356. *Raspberry-Vinegar*.—Pour on fresh-gathered raspberries, put in a large stoneware or china dish, or wide-necked bottles, the best champagne vinegar, in the proportion of a bottle to two quarts of fruit. Next day pour off the liquor, and pour it over fresh raspberries: where the fruit is plentiful and cheap, you need not mind expressing the juice too carefully; strain through a sieve, but do not bruise the fruit. To every pint of the vinegar and raspberry juice, now blended, allow a full pound of good refined sugar. Break it in pieces, and dissolve it in the juice. Boil the syrup for seven minutes, or it is better to place the whole in a stone jar (not a glazed earthen one), and put the jar (covered) in a kettle of boiling water for an hour; take off what scum arises; when cool, bottle the vinegar for use. This is an exceedingly pleasant beverage in hot weather. Two spoonfuls mixed with water make a delicious summer draught; but the large quantity of acid which it contains may, in some cases, render it an improper one. With currant-jelly it makes an admirable sauce for roast venison or mutton. It is also made *extempore* by melting raspberry-jelly in vinegar.

357. Herb Wines, etc.

WINE may be impregnated with the flavour of roots and herbs in the same manner as vinegar, and this generous fluid extracts even more of the flavour; and often when vinegar would be objectionable, wine is suitable. The proportions for *Eschalot-wine* *Tarragon-wine*, *Basil-wine*, etc., are the same as when these herbs are steeped in strong vinegar. *Eschalot-wine* is that most used and esteemed.

358. *Eschalot-Wine*.—To four ounces of eschalots dried, chopped, and pounded, or merely bruised, put a bottle of sherry. Infuse for a fortnight and strain off. If for beef

only horseradish sliced may be added, or rather substituted for part of the eschalots.

359. Mustards.

MUSTARD is best when nearly fresh made. It is prepared in a variety of ways.

360. *Good Common Mustard.* Mix by degrees the best mustard-flour with boiling water and a little salt, rubbing a long time till it be perfectly smooth. The less made at a time the better; but it will keep for some time in a pot with a ground stopper

361. *Mild Mustard.*—Mix as above, but use hot milk instead of water, and sugar with the salt.

362. *Tartar Mustard, and Imitation of Patent Mustard.*—Scrape a cupful of horseradish, and chop a half-clove of garlic. Infuse this with salt enough to make a pint of boiling water rather brackish. Let it stand for a night; strain and mix with it the best mustard-flour, leaving the mustard rather thick. Cayenne may be added. Keep it close-stopped.—*Tartar* or *pungent Mustard* is made with cayenne, using horseradish-vinegar instead of water. *French Mustard* is imported. An imitation of it is made by making a paste with Durham mustard and salad-oil, and rubbing this down, when wanted, with a mixture of the flavoured vinegars; tarragon in particular.—N.B. For mustard-pots always have well-ground close-fitting stoppers.

363. Catsups.

MUSHROOM CATSUP is the most esteemed of this class of preparations. Large flap-mushrooms, which contain a great deal of juice, and do not answer for pickling or stewing, are well adapted to making catsup. Let the mushrooms be wholesome. See Nos. 213, 214.—Without washing, pick off whatever looks dirty or spoiled, and, breaking in pieces, lay them in an earthen jar, strewing salt about them. Throw a folded cloth over the jar, and set it by the fire, or in a very cool oven. Let it remain thus for twenty-four hours or more, and then strain off the liquor into a clean saucepan. To every quart of strained liquor put a half-ounce of black peppercorns, a quarter-ounce of allspice in corns, a half-ounce of fresh sliced ginger, two or three blades

of mace, and six cloves. Boil the liquor on a quick fire for fifteen minutes, or, if it be wished very strong, and to keep long, boil the catsup uncovered till it is reduced one-half, adding the spices after it has boiled a full half-hour. Let it settle on the lees, and, pouring it carefully off, bottle what is clear by itself; and bottle the sediment, after straining, in separate bottles, as it will answer very well for fish-and-sauce, hare-soup, game-soup, etc. Dip the corks of the bottles in black-rosin, No. 1112. Cayenne and nutmeg may be added to the other spiceries if a very delicate relish is wanted; or all the seasonings may be withheld, save the black pepper and salt, of which catsups, to make them keep well, require a good deal. The longer catsup is boiled the better it will keep. Anchovies, bay-leaves, and cayenne pepper are sometimes put to mushroom-catsup. In France, *glaze* is put to mushroom-catsup, and the whole is boiled till it be nearly a *glaze* or *robb*; in this state it keeps good for years. *Catsups, Sauces, etc., ought to be kept with the bottles lying on the side.* They ought all to be bottled in small quantities, as a bottle once opened sooner spoils. When a bottle of capers or pickles is opened, it should be filled up again with good vinegar, scalded and cooled.*

364. *Walnut-Catsup*.—Gather the walnuts green. Prick them with a bodkin, and throw them into a vessel with a large handful of salt and a little water, which will greatly assist in drawing out their liquor. Mash them well with a rolling-pin, and repeat this every day for four days. The rinds will now be soft. Pour scalding water with salt boiled in it, over the walnuts; stir, and raise the vessel on edge that the walnut-liquor may flow away from the shells. Take it up as it gathers into another vessel, and still repeat the mashing; or pound the walnuts in a stoneware mortar, and pour vinegar over them, which will extract all the remaining juice. To every quart of the walnut-liquor, when boiled down and skimmed, put an ounce of bruised ginger, an ounce of Jamaica and of black peppercorns, a quarter-

* The wholesale mushroom-catsup of the shops, like soy, etc., has greatly deteriorated within the last few years. What is called *double-catsup* is, in particular, a suspicious commodity. Where catsup cannot be carefully prepared at home, we would recommend that *Harvey's* or the *Reading Sauce* be substituted for it as often as is practicable, as they are more likely to be genuine.



THIS PAGE IS LOCKED TO FREE MEMBERS

Purchase full membership to immediately unlock this page

SAVE \$3,999,994

Did you know we sell
paperback books too?

To buy our entire catalog
in paperback would cost
over \$4,000,000

Access it all now for
\$8.99/month

*Fair usage policy applies

Continue

clean vessel. When cold, bottle it, and stop the bottles with corks dipped in bottle rosin, No. 1112.—*Cockle-Catsup* is made as above; but as this has less flavour naturally, and is seldom used but for fish, a few pounded anchovies may be added to it.

369. *Browning, or Sugar-Catsup*.—Pound very finely six ounces of the best refined sugar, and put the powder into a small and very clean fryingpan, with a glass of water. As it dissolves, mix well with a wooden spoon, and withdraw the pan from the fire when the fluid begins to boil violently; stir, and keep it thus till it has acquired the rich, dark-brown colour wanted. It may either be seasoned with pepper, salt, cloves, catsup, etc., or not, but is generally more useful plain. When cold, skim the browning, and bottle it in vials for use.—*Obs.* It is very difficult, nay, almost impossible, to prepare browning free of an empyreumatic flavour, which is necessarily communicated to the dish that is coloured with it. Where sauces can be coloured with the catsup, browned flour, and wine, which may be employed in making the dish, it is better to avoid sugar *browning*; and soup may generally be made of a sufficiently rich colour by slightly browning the meat and onions, and by the other means we have pointed out. Many cooks use onion-skins, which contain a yellow dye, to colour their soups; and it is a common, but slovenly practice, where browning is wanted in a hurry, to melt a knob of sugar between the hot bowls of tongs, and drop it into a little soup to colour the rest. This, on an emergency, may be useful, but the necessity ought to be avoided. Prepared *Browning* is sold. The *eye*, however, is so important an organ in affairs of the table, that we are very tolerant of a drop or two of sugar-browning, whether in soups, sauces, or the gravy of roasts, where it seems wanted. Tomatas also will improve the colour, and to some tastes the flavour, of soups and sauces. See Nos. 253, 254.

370. Pickles.

THESE are a class of culinary preparations about which the cook and notable housewife were wont to make no little bustle, and feel no small pride. Pickles are chiefly intended for a relishing accompaniment to many sorts of made-dishes,

hashes, cold meats, and sauces; a few of them are merely ornamental as garnishings.

The only general rules that can be given for the proper and safe preparation of pickles are, to have sound vegetables, or fruits not over-ripe, and gathered on a dry day. Let the things to be pickled be carefully trimmed and wiped, washing only such things as are to be steeped or parboiled previous to pickling. It is miserable economy to employ bad vinegar for pickling, or bad sugar for preserving, or to use either in stinted quantities,—and both the syrup in which fruits are preserved, and the vinegar used for pickles, may afterwards be serviceable to the cook. Pickle-liquor can be at all times conveniently disposed of in seasoning gravies or sauces, or as an accompaniment to cold meat;—the pickle of cucumbers, walnuts, mushrooms, and onions, is especially useful. The vinegar used for pickles, if not boiled, ought to be made scalding hot; but remember that no fermented liquid can be long *boiled* without loss of strength. The spiceries used in pickling are so well bestowed that we give no rule for the quantity, except that it should not be so great as to overcome the natural flavour of the article pickled: for pickles, like every thing else, should be what their name imports,—either *Onion* or *Cucumber*, etc., and not a hodge-podge of conflicting flavours. Pickles are most safely prepared in stoneware vessels; but they must, at all events, be kept in small glass or stone jars well stopped, and the corks or *bungs* wrapt round with bladder or leather, with an upper covering of the same, or of sheet-lead if they are to be long kept. Or, when well corked, let them be dipped in bottle-rosin. India rubber *capsules* are now often used over the cork. They are not equal to bladder. The corks or *bungs* may be left rather loose for two days, and the jars filled up to the neck with scalded vinegar before being finally closed, as a great deal of the liquor will be absorbed at first by the pickles. When the pickles are used, boil up the liquor with a little salt and fresh spice, and bottle and cork it for future use, either as a sauce, or to pickle nasturtiums and gherkins, where a fine colour is no object. To have *green* pickles of a bright *green*, and yet *safe*, is no easy matter; and there is now at the most refined tables a wholesome distrust of pickles of too brilliant a green. It is, however, very possible to preserve the colour *tolerably* bright, and yet prepare

the pickles safely, by keeping them for a length of time, first in brine, and then exposed to the steams of vinegar. Potatoes, elder flowers in the bud, and many other things are pickled besides the vegetables in common use. We do not admire them.

371. *To Pickle Cucumbers.*—Lay fifty firm, young, and very small-sized cucumbers, not too ripe or seedy, on flat dishes, having first rubbed them with salt. Keep them covered, and look at them and turn them occasionally for eight or ten days, and then, having carefully drained them, put them in a jar in which vine-leaves or cabbage-leaves are laid, and, pouring two quarts of scalding vinegar over them, cover them with more leaves, and keep them covered by the fire. Next day pour off the vinegar, boil it up, and pour it hot over the cucumbers, again covering them with fresh leaves above and below. A little pounded alum will improve the colour; but if it be not good enough, scald them once more by placing the jar in a pan of boiling water, or on a hot hearth. When the colour is tolerably good—for it will never be very brilliant—boil up the vinegar once more with a half-ounce of white pepper, the same of sliced ginger, two drachms of cloves, and a bruised nutmeg. Boil the spices for a few minutes with the vinegar, and when cold, bottle them according to the general directions in the preceding page.—*Obs.* A French cook would add a seasoning of tarragon, fennel, and garlic.

372. *French beans*, gherkins, Indian-cress seeds, samphire, and other *green* pickles, are all to be managed as in the above receipt for cucumbers.

373. *Cucumbers and Onions pickled.*—Pare and slice cucumbers, picking out the seeds; and peel and slice large onions in thick slices. Sprinkle salt over both, and drain for a night, then put them into a stone jar, and pour scalding vinegar over them. Close the jar, and set it by the fire. Scald them by placing the jar over a hot hearth, and repeat this till they become of a tolerable colour; then boil up the vinegar with spiceries, as in No. 371.

374. *To Pickle Walnuts Green.*—Gather the walnuts before they are nearly ripe, and while the shells are still tender. Lay them in a strong pickle of salt and water for ten days.



THIS PAGE IS LOCKED TO FREE MEMBERS

Purchase full membership to immediately unlock this page

Get Smart

Over 2,000 years of
human knowledge in
797,885 volumes

Instant access
\$8.99/month

Continue

*Fair usage policy applies

them exactly as *pickled mushrooms*. We have of late used tin-foil as for champagne bottles, for pickles and preserves, or India-rubber capsules. Bladder is better.

376. *To Pickle Onions*.—Choose small sound silver-onions, as equal in size as may be. Top and tail them, but do not pare the tops very close, as the air will soften and spoil the onions. Scald them with brine. Repeat this on the second day, and, when cold, peel the onions as quickly as possible, throwing them into vinegar as they are done, to prevent their blackening. Boil white-wine vinegar enough to cover them, with sliced ginger, black and white pepper, and mace; when cooled a little, pour it over the onions. Cork them well, as directed for other pickles, and dip in bottle-rosin.—*Obs.* Some cooks peel and scald the onions, a few at a time; take them up as soon as they look transparent, and dry them in the folds of a cloth, covering them carefully to exclude the air. Others scald in brine, and then parboil in milk and water. Pickled onions of the shops look beautifully white, but some think have little *gout*.*

377. *Red Cabbage*.—A firm deep-purple-coloured middle-sized cabbage is best for pickling. Strip off the outer leaves, cut out the stalk; and, dividing the cabbage, cut it down into slices of the breadth of narrow straws. Sprinkle salt over these, and let them lie for two days; then drain very dry, and pour over the sliced cabbage a pickle of boiling vinegar, seasoned highly with black and Jamaica peppers and ginger boiled in it. Cover the jar to keep in the hot steams, and when cold, close it up.—*Obs.* A few mild onions sliced are thought an improvement to this pickle. The onion takes the beautiful tinge of the cabbage, thus repaying

“The grace it borrows with the strength it lends!”

378. *Beetroot, to pickle*.—Wash the beetroots, but take care not to break the skin or the fibres which hang about them, else the colour will fly. Boil them softly for an hour or more if they are large, or bake them, and as soon as they are cold enough to be handled, peel them, and, cutting them into thinnish slices, put the slices into a jar, and have ready to pour over them cold, vinegar, in which black and

* In the youthful days of Mrs DODS, onions were pickled in their skins, tops, and tails, and only peeled when to be served at table. The flavour was then very little different from that of a raw onion.

Jamaica pepper, ginger, cloves, and a little cayenne, have been previously boiled.—*Obs.* A few slices of beetroot make a pretty *fill-up* dish for any odd corner on a table, and a rather elegant garnish, particularly if contrasted with the brilliant emerald green of pickled samphire. The slices, when to be used, may be cut with a cutter in the form of leaves, flowers, or Vandyked; a few small silver-onions, and turnips scooped out to the size of marbles, will take the rich red tinge of this pickle, form an ornamental variety with the beetroot, and cost nothing. Cochineal will improve the colour.

379. INDIAN PICKLE, or *Piccalilli*.—This is a general hodge-podge pickle of all the common *green* and *white* pickles to which the *curry flavour* and *tawny curry tinge* is given. Prepare the pickle-liquor thus:—To every two quarts of the best vinegar, put an ounce and a half of white ginger, scraped and sliced, the same of long pepper, two ounces of peeled eschalots, one of peeled garlic, an ounce and a half of salt, an ounce of turmeric, a little cayenne, and some flour of mustard. Let this infuse in a close jar set in a warm place for a week; and, in the meanwhile, have ready a white cabbage sliced, cauliflowers cut in neat branches, white turnip-radishes, young French beans, sliced cucumbers, button-onions, and codling-apples, a large carrot cut in round slices, nicked round the edges, capsicums, bird-pepper, etc. Sprinkle all these things with plenty of salt, mixing it well with them in a large earthen vessel, or pouring scalding brine over them. Let them lie for four days, often turning them over, and then take them up, wash them in vinegar, and dry them carefully with a cloth, and afterwards lay them on sieves before the fire, turning them over till thoroughly dried. Next day, place them either in a large stone jar, or in smaller jars, and pour the cooled, strained pickle over them. The jars must be well stopped.—*Obs.* This pickle keeps a long time, and for the first two years will even improve by the keeping. The vegetables do not all come in together, but they may be prepared as for pickling, and added to the general pickle as they come into season. This pickle looks more attractive if the French beans, small whole cucumbers, or melons, are *greened* before they are put to it, as directed in other receipts. When the melons or cucumbers are *greened*, cut a slit in the sides,

and scrape out the seeds. Shoots of green elder are also put to this pickle, in imitation of the Bamboo of the genuine Mango pickle. Instead of being laid in salt, the vegetables may be parboiled in very strong brine, by which means the pickle will be soon ready; but the colour and crispness will be injured, though, on the whole, both for ease of preparation and safety in eating, we think parboiling the preferable method. This pickle is so cheaply bought, whether common or nicely prepared, that few families now make it.

380. *To Preserve Barberries.*—Tie the clusters to bits of stick, and boil them in syrup.

To Pickle Barberries for Garnishing.—Gather fine clusters not quite ripe. Make a brine of eight ounces of salt to the quart of water. Boil it up with a small bit of alum, and when cold, pour it over barberries, or Siberian crabs, laid not too closely in jars. Look at the fruit occasionally, and, if needed, pour off the brine, and supply its place with more, freshly prepared as the first, but with less salt.

381. *To Pickle Bitter Oranges and Lemons for Wild Fowl.*—Rub the fruit well with salt. Cover them with vinegar, with a handful of coriander-seeds, and some mace. Boil up the vinegar once or twice, and when cool pour it again over the oranges or lemons.—See No. 365.

382. *To Pickle Cauliflower or Brocoli.*—Take firm, well-coloured vegetables, before they are quite ripe, and cut away the bark of the stems, and all the green leaves. Scald them for four minutes in a pan of boiling brine, and then drain and dry them thoroughly. When dry, pull them into properly-sized branches, trim the stalks smoothly, and pack them up in the jars with the same pickle-liquor as directed for onions or beetroots.

383. *Nasturtiums*, to make either a pickle, or for imitation caper-sauce, may be prepared in the same manner; also the seed-pods of the radish, which make another substitute for capers.

383². *To Pickle Tomatas.*—Prepare a half-peck, or what you want of well-coloured, small round tomatas. Prick them to let their juices flow for a few hours. Keep this juice covered. Place the tomatas in layers, in a deep jar, strewing between each a thin layer of salt. Cover the jar,



THIS PAGE IS LOCKED TO FREE MEMBERS

Purchase full membership to immediately unlock this page

SAVE \$3,999,994

Did you know we sell
paperback books too?

To buy our entire catalog
in paperback would cost
over \$4,000,000

Access it all now for
\$8.99/month

*Fair usage policy applies

Continue

PART THIRD.

CHAPTER I.

MADE-DISHES.

When art and nature join, the effect will be
Some nice *ragout*, or charming *fricassée*.

KING'S *Cookery*.

— But prudent men will sometimes save their cash
By interlinear days of frugal *hash*.

CRABBE'S *Tales*.

WE take for granted that the cook, at this stage, thoroughly understands the rudiments of her art, and is, manually, an adept in the elementary processes treated of in the preceding chapters. We also hope that she begins to comprehend the principles or *rationale* of cookery. In the Introduction it has been said that the Cook, like the Surgeon, must first look on, observe carefully, and then put to her hand; for it would be quite as easy to teach surgery by book, as many of the manual operations of cookery. We have found, by sad experience, that printed directions for *boning*, *trussing*, and *larding*, preparing delicate sauces, — *Mayonnaise*, for instance, — nay, peeling mushrooms, — only stupified an otherwise intelligent young cook-maid, who, when she saw the thing done, understood and could do it at once. In country lodgings, some time since, we found our boiled fowl very well cooked, but very ill trussed. It was offensive to the eye; and patiently and elaborately, as we fancied, we explained to a very clever girl how the thing should be done, and the legs trussed inside. Worse and worse! an anxious attempt had been made; and, next time, the unfortunate fowl, instead of its legs straddling abroad anywhere as before, appeared with the skin much torn, one stump half-in half-out, and the other exactly like the *timber* legs of one of Wilkie's veteran Chelsea pensioners. It was at once ludicrous and

provoking; and the distress of the young candidate of the stove most pitiable. But “where there is a will there is a way.” *Book-knowledge* was in this case given up in despair, and the manner *shown*, by an old kitchen-maid in the village,—no great cook. From that period we have held, that unless ladies will learn to put to their own delicate hands, and show their uninstructed cooks how to proceed,—a duty which we certainly do not require of gentlewomen or gentlemen,—the lesson should be given by some one properly qualified. If a lady obtain that rare prize, a thorough cook, nothing more is required than books to refresh her memory and extend her knowledge; but, if only a clever intelligent girl, capable of becoming a cook,—a humble function, which yet requires sound intellectual faculties, whatever may be thought of it,—the mistress should at once send the young woman to where she may see cookery performed in all its departments, from skinning a hare or gutting fish, to the most delicate offices. The cook will, if clever and willing, in a very short time learn to *clean* thoroughly,—a great point,—to *truss*, to *bone*, to *lard*, to *whip*, to *mill*, and fifty other things, which no printed instructions can teach half so well or easily as a single example. Let the young cook, therefore, previous to taking a place, go, or, if selected by a mistress, from being intelligent, active, and hopeful, be sent to *observe*, and *try*. This, in the first place; and, while in the A B C of the art, the school should be the kitchen of a family where there is a careful and experienced plain cook. Another step is that recommended in our Introductory Lectures, of seeing handsome dinners dressed, and assisting in their preparation, in a private family where dinners are given with some frequency. Where more instruction is required, there are now regular French or French-bred professors of the art in most of our considerable towns, who receive pupils, and who, going out to families to prepare company dinners, take their female pupils along with them to look on and assist. Young ladies in the middle ranks do still occasionally take lessons in pastry, confectionary, and preserving,—which for them is going quite far enough; for though it is perfectly right, and, indeed, indispensable, that all young housekeepers should be able to give orders, and even directions, and know when they are well served, it is going to the extreme to hear of gentlewomen who have, or ought to have, other duties and

pursuits, attending in the kitchens of hotels and clubs, to learn cookery. But enough of this; and presupposing that the cook thoroughly understands at least the rudiments of her art, and many of its plainer but still most important branches, we proceed to **MADE-DISHES**.

What are with us technically termed *Made-Dishes* (the *entrées* and *entremêts* of the French Kitchen) presupposes either a more elaborate mode of cookery than plain *frying*, *broiling*, or *roasting*; or else some combination of those elementary processes,—as, for example, half-roasting and finishing in the stewpan, which is a common way of dressing a *ragout*. Most dishes called with us *French dishes*, are of the class *Made-dishes*, such as *fricassées* and *ragouts*, *meat braised*, *larded*, &c., and so are *hashes*, *curries*, and generally all viands that are *re-dressed* or *re-made*.

To understand this chapter properly, the young cook should first study the directions for *braising*, for cooking in a *poêle* or a *blanc*; also the mixing of forcemeat, cook's peppers, and other seasonings, and how to make and use all sorts of garnishes, as sippets, fried parsley, casserole edgings, croustades, bread-borders, farce-balls, egg-balls, grilled toasts of all kinds; also serving in *vol-au-vent*, in *timballes*, *glazing* and *demi-glazing*, *glazing* onions and celery for garnishes, paste and rice borders, dishing in various forms, and many other matters. She should understand the qualities and uses of the different *catsups* and flavoured *wines* and *vinegars*; and what flavours are best adapted to the several meats; as horseradish with dishes of beef; lemon-peel or lemon-juice with veal, &c. These things should be diligently studied, under the respective heads, as pointed out in the Index.—Study also our *French Cookery* and *Glossary of Culinary Terms*.

To dress a *Made-dish* properly requires rather knowledge, contrivance, and resource, than great manual dexterity. It is, in fact, more difficult to broil a chop properly than to dress a *ragout*, provided the cook knows how to proportion seasonings, and to blend flavours with taste and judgment. Stewing is the commonest form of dressing *Made-dishes*, and is besides that mode of cookery which is best adapted to all dry, fibrous, harsh meats. Its perfection consists in the extreme slowness with which the process is conducted;



THIS PAGE IS LOCKED TO FREE MEMBERS

Purchase full membership to immediately unlock this page

Get Smart

Over 2,000 years of
human knowledge in
797,885 volumes

Instant access
\$8.99/month

Continue

*Fair usage policy applies

to be avoided, it is proper that *Made-dishes* should be savoury, or else piquant rather than insipid. We name many things Made-dishes, which French cooks term *removes* or *flanks*.

Made-Dishes of Beef.

See CHAPTERS, *Roasting, Broiling, and Frying Beef.*

386. *To Ragout or Braise a Rump or half Rump of Beef.*—Except for some particular occasion, a rump to be stewed should not be very large, nor above ten inches in thickness, unless it is salted a little. Cut out the bone neatly, and break it; and with that and what trimmings may be made in smoothing the meat, make a gravy, by boiling them up with onions, a carrot, and turnip, and a bunch of sweet herbs. Season the rump highly with Cook's pepper, Nos. 334, 335, and a little cayenne, and skewer and tie it firmly up with tape. Lay skewers in the bottom of a clean stewpot that will just hold the meat, and place the rump upon them, straining over it the gravy drawn from the bones. When it has simmered, closely covered, for an hour or more, turn it over, and put to it three carrots sliced, two turnips scooped the size of children's marbles; and in another half-hour onions sliced, and a glass of eschalot-vinegar, or plain vinegar, with minced eschalots, and more pepper if required. Keep the lid close the whole time; and before dishing, put in a large spoonful of catsup, and, if you like, another of made-mustard, with *roux*, No. 254, or butter rolled in flour, to thicken the gravy.

The rump may be dressed more highly by filling up the hole whence the bone is taken with a relishing forcemeat; egging, browning it before stewing, and putting wine to the sauce; which may also be enriched with sweetbreads or kernels, parboiled and cut into bits. It may be *glazed*, and the gravy may be prepared with bacon.—*Obs.* A rump, or rather part of one, salted for four days in summer, or a week in cold weather, washed and stewed plainly, is an economical as well as an excellent dish, whether for company or for family use. It may be divided diagonally, so as to skewer up neatly, or cut into three parts, and stewed in weak stock with roots as above. Skim the fat carefully off, and serve the soup, which will be very rich, on toasted sippets, and the meat by itself, either garnished with cut pickles, or better,

sliced carrot, or onions prepared as for garnishing, No. 262. A rump is sometimes *half-roasted*, and finished in the stew-pot in broth, with some mild ale, or wine, vinegar, catsup, a fagot of sweet herbs, and onions, mixed spices, pickled mushrooms, etc. This last is an expensive dish, and has nothing to recommend it beyond a plainer dressed rump, stewed carefully in the stock intended to make soups and sauces for the same dinner. A sirloin is excellent stewed; but we consider stewing a desecration of this noble joint.

387. To Stew or Ragout a Brisket of Beef.

TAKE six or eight pounds of a brisket, with the firm fat; wash and rub it with salt and vinegar before dressing it. Put it into a stewpot that will just hold it, with water or stock, and when well skimmed, let it stew very slowly for an hour or more, and then put to it cut carrots, turnips, and small whole onions. When it has stewed slowly till very tender, draw out the bones, thicken the gravy with butter rolled in flour and a little catsup, and season with plenty of mixed spices. Serve the meat by itself, with a garnishing of sprigs of cauliflower, and a sauce made of the thickened gravy, with more catsup, and, if approved, a little made-mustard.—*Obs.* A *haricot* of beef (excellent) may be made of the above, by dividing the meat into two dozen neat pieces, browning them, and putting in two sliced heads of celery and forcemeat balls, in addition to the ingredients ordered above.

388. *Another way.*—The French "*Bœuf Garni de Choux*," an excellent dish.—Cut in quarters, tie up and boil firm white cabbages. Finish them in any good *braise* or broth seasoned with roots. Moisten them with a little top-fat. Then drain the cabbage, press out the fat, untie and serve them neatly round beef stewed as above.

A Bachelor's Round of Beef.—Have from four to six pounds of a fine rib, boned, skewered, and bandaged round like a fillet of veal prepared for roasting. Rub it briskly with salt, and next day place it in a cold boiled pickle, in which the least particle of saltpetre has been dissolved by boiling. In from six days to ten, as you wish saltiness, wash the meat, tie it up in a cloth, put it in hot water, and boil from an hour to two hours, in proportion to the weight; for

it may be from six to ten pounds. Serve with sliced carrots boiled with the round; and greens or savoys, boiled in water enriched with the pot liquor, and served in a vegetable dish. A plated skewer must replace the wooden or iron one.

389. To Stew a Shin of Beef, or Bouilli Ordinaire.

HAVE the shin-bone sawed across in three different places without cutting the fleshy side. Place skewers in the stew-pot, and lay the meat on them, with as much water as will nearly cover it. When this is skimmed, put in a bundle of herbs, a large head of celery cut, four onions, and a dessert-spoonful of black and Jamaica peppercorns in a spice-bag; cover the pot very close, and let the meat stew slowly for three hours, when more cut carrots may be put to it, and afterwards cut turnip, with a dozen of small onions; stew for another hour. Make a sauce for the *Bouilli* by thickening and seasoning a pint of the soup with catsup, spices, and a little made-mustard. The French *sauce hachée* is also a very suitable garnish along with the onions. See Nos. 2, 591.

390. Beef or Veal à la Mode.

THE clod, the mouse-buttock, the rump, the thick of the flank, and any fleshy part may be dressed *à la mode*. Rub from six to ten pounds of the rump well with mixed spices and salt, and dredge with flour. Lay skewers in the bottom of a stewpan, and on them spread some thin slices of streaked bacon; place the meat on these, with a few more slices of bacon above, and a small quantity of vinegar and gravy, or good broth. Make the stewpan very close, and let the meat stew as slowly as possible over embers for two hours. Turn it, and put to the gravy a high seasoning of cloves, black and Jamaica pepper, with three bay-leaves and some mushrooms if in season, or a little catsup, and a dozen button onions half-roasted. Let it again stew very slowly till the meat is tender. Pick out the bay-leaves and bacon, and serve the meat in a deep dish with the gravy, which, if slowly stewed, will have thickened to the consistence of glaze. A fillet of *veal* is very good dressed in the same manner, though the gristly part of the breast is best adapted for this purpose. Lemon-grate may be added to the veal seasonings, but no



THIS PAGE IS LOCKED TO FREE MEMBERS

Purchase full membership to immediately unlock this page

SAVE \$3,999,994

Did you know we sell
paperback books too?

To buy our entire catalog
in paperback would cost
over \$4,000,000

Access it all now for
\$8.99/month

*Fair usage policy applies

Continue

and cut away all the gristly parts, and the coarse inner skin. Dry it, and strew over the inside chopped herbs and Cook's pepper, No. 334. Roll it up as tightly as possible, bind it with broad fillets of strong cloth, and these with tape; press it under a heavy weight, and then undo the bandages and re-fasten them (as the meat will have shrunk), and make the ends very fast. It will require from three to four hours slow but constant simmering. When done, press it again while still bound; and when cold, undo the bandages. It may first be served hot, with savoys or carrot, but it is most valued for slicing cold.—*Obs.* A large fore-quarter of mutton, with the shoulder-blade cut out, will *collar*, and so will veal, but neither of these eat nearly so well as collared beef.—*Beef is pressed flat* to slice for sandwiches or to eat cold, exactly in the above manner, but then it is not bound up: it eats as well, and is prepared with much less trouble. *Spiced* and *collared* beef is now prepared for sale,—so very good that we hesitate to give directions about it: Glasgow and the West of Scotland is famous for this preparation.

393. *To Roast Collared Ribs of Beef.*—Take out the bones when the meat has hung till tender, beat, season it highly with spices and herbs, and, rolling tightly up, roast or bake it, or dress it as HUNTER'S beef.—*Obs.* This is an excellent and economical dish, as a good soup can at once be made from the trimmings and bones cut out. A neck, or back-ribs of mutton, boned, seasoned, and sprinkled with dried parsley and sage, will roast as above, and the bones and scrag make rice-soup or barley-broth; but we would rather recommend this to the economist than to the fastidious eater; for although two good dishes are by this means presented at table, this particular piece of meat eats better dressed as chops, pie, *bouilli*, or curry, than as a roast, when the *roti* can be dispensed with.

394. *Brisket of Beef à la Flamande.*—Take eight pounds of the gristly nice part of the brisket; trim and season it. Put it to stew in a stewpan with the trimmings, and a slice or two of streaked bacon under and over it. Put to it carrots and turnips cut and scooped into the shapes of cocks' combs, pigeons' eggs, &c., and also some cabbage previously dressed in top-fat or good broth. Arrange the vegetables with a few glazed onions round the meat, and thicken a pint of the

broth for sauce.—See *Potage aux choux, and German Onion Beef*, Nos. 613, 761.

395. *To Dress Ox-Palates*.—Clean and boil them till the upper skin will easily pull off; and either cut them into long fillets and square bits, or merely divide them. Stew them very slowly in good gravy thickened with *roux* or butter kneaded in brown flour, and season with cayenne, minced eschalot, or onion, and a large spoonful of catsup; or the pickle of walnuts, mushrooms, or even of onions, which is very good for plain purposes.—*Obs.* This we think the most suitable way of dressing palates; but they are often in France more expensively prepared, by adding forcemeat, wine, and mushrooms, or even truffles and morells to the sauce; or by dressing them as a fricassée in white sauce. Palates are also served with cucumbers, or with *sauce tournée*. In fine cookery they are served in a *vol-au-vent* or *casseroles* (see *French Cookery*, No. 621), or cut in pretty shapes and served in a rich brown sauce. Palates are suitable to the *dejeuner à la fourchette*, either served *hot* like kidneys with *Soubise* sauce, or pickled and eaten cold.

396. *The Bachelor's Stew of Beef or Veal*.—Order from two and a half to three and a half pounds of the rump or fillet, or mouse-buttock, shaped as a handsome steak about two inches thick; put a very little butter in a small stew-pan, and pepper well, and brown the meat; add a half-pint of water, and place two carrots cut in very thick slices, and the woody part taken out with an apple-corer, over the meat; close the lid very fast, and, first heating through, let the stew simmer very slowly by the fire—the heat of a match or a few cinders is sufficient—for three-quarters of an hour; then turn it over, still keeping the carrots uppermost; add four small whole onions, a little salt, a spoonful of catsup, and what boiling water you think necessary; but, as the steam is kept in, and the gravy drawn, none or very little may be required. Simmer on a trivet, or the hob, for an hour more, and dish with the sauce, which may now be thickened, and the roots as garnish. Celery may in part be substituted for the other roots; and the stew may be seasoned and flavoured in various ways. The same quantity of a fillet of veal may be cooked as above, seasoning with juice and rind of lemon, and a bit of ham; and using pease

for the carrots. A fowl may be well cooked as above, with celery or a few mushrooms. The main thing is, the slowness of the process, and the closeness of the lid, which may be pressed down with a smoothing-iron or heavy weight. In the French kitchen there are *grooved* lids for saucepans, and tin pudding-moulds, which should be universal.

Beef-Steaks with Cucumbers.—Pare and slice three large cucumbers, and as many onions. Fry them in butter, and when browned, add a half-pint of gravy, and simmer. Beat and season rump-steaks and fry them. Dish them in a very hot dish, and pour the above cucumber-sauce hot over them.—*Obs.* This is a good dish for variety at little expense.—See Nos. 38, 39, 46, 47.

397. *To Stew a Tongue.*—Trim off the coarse part of the root, but leave on some of the soft fat, called the throat sweetbread. Rub the tongue with salt, sugar, and pounded allspice, and let it lie in this for a few days. Stew it in a small close saucepan till it will skin; strain the liquor, put some fresh broth to it if necessary, a fagot of sweet herbs, two bay-leaves, and a head of young celery sliced. When the tongue has stewed in this very slowly for an hour, take out the herbs and bay-leaves, and season the gravy with cayenne, pounded cloves, mixed spices, and a little walnut-pickle. Serve the tongue in a deep dish, with the sauce about it, and a few dressed mushrooms or small onions previously roasted and peeled. This is an excellent and not an expensive dish; and if any gravy be left, nothing can be better adapted for a sauce to ragouts. The tongue may be cut open the long way, but not quite divided, and so spread out on the dish.—*Obs.* This differs little from the French *langue de bœuf à la braise*, save that the French dish is enriched by the trimmings of game, poultry, or veal put to the braise, and has a little wine put to the sauce. *Pickled tongues* are frequently *glazed*, after (of course) being boiled and skinned. They are sometimes served on mashed turnips or spinage, but more handsomely with a rice border. *Scarlet tongues*, cold, are sliced, and may have the slices glazed. If cold or dry, a tongue may have a *ruche* of cut paper placed around the root, which is often unsightly. See Nos. 623, 624.

398. *To Dress Beef-Kidneys, the Scotch Kidney-Collops.*—



THIS PAGE IS LOCKED TO FREE MEMBERS

Purchase full membership to immediately unlock this page

Get Smart

Over 2,000 years of
human knowledge in
797,885 volumes

Instant access
\$8.99/month

Continue

*Fair usage policy applies

Serve with a ragout of roots stewed (after boiling) in the sauce of the tails or in melted butter.—*Obs.* Ox-tails dressed as above are very good served with a sauce, or *purée* of pease, or with *sauce hachée*.—See No. 591.

402. *Beef-Olives*.—Cut slices from the rump less than half-an-inch thick, four inches long, and about two inches broad. Flatten them, dip them in egg, and then in a seasoning made of pulverized or finely shred herbs, bread-crumbs, mixed spices, and salt. If the meat be lean, a little shred suet or ham may be flattened into each olive. Roll them neatly up, and fasten: a little forcemeat may also be put into each. The olives may either be roasted on a lark-spit, and served with a drawn gravy, or browned and then stewed over embers in a broth made of the skins and trimmings. Thicken the sauce, and season it with catsup, and, untying and dishing the olives neatly, skim and pour it very hot over them.—See No. 420.

403. *Olives au Roi*—a favourite small dish.—Mash two pounds of boiled potatoes; add a quarter of a pint of cream, two beat yolks of eggs, and one spoonful of flour; season this with salt and pepper; take six long slices of beef beat out very thin; strew over them a mixture made of a spoonful of chopped onion, the same of parsley, and of mushrooms; spread the potato-paste on the olives, and roll and tie them up; fry or bake half an hour; glaze them, and put some plain brown sauce under them. Six will make a good-sized dish.—*Obs.* Veal may be done the same way. *Beef-Olives* may be baked in a potato or other paste border.

404. *Beef Marrow-Bones*.—Have them neatly sawed. Fill up the opening with a piece of dough or paste, and tie a floured cloth over that. Boil them, placed upright, in the soup-pot (keeping them covered) for two hours. Serve upright on a napkin, accompanied with slips of dry toast. Marrow bones may also be baked, covered with batter. Boiled fillets of marrow are served with stewed celery.

405. *Beef-Heart*.—In England a heart is cut up, long soaked to free it from blood, and has the lobes cut off, after which it is stuffed with forcemeat as a roasted hare, covered with paper or veal-caul, and roasted or baked, and served with venison-sauce. In Scotland beef-heart is often dressed

as minced collops, with a proportion of beef, or, which we consider the best way of dressing it, as a stew-soup or mock hare-soup thus:—Clean and cut the heart in large pieces lengthways. Put these into a stewpot with cold water and salt, and carefully skim away the blood, which will be thrown up in large quantities. Take up the parboiled pieces, and carve them into mouthfuls; return them into the strained liquor with plenty of shred onion, a shred head or two of celery, pepper, and allspice, and a dozen or more peeled potatoes, or some sliced carrots. This is a nourishing, well-flavoured, and economical stew-soup, as the half of a bullock's heart will be sufficient to make it.—For *Steaks, Collops, etc.*, see pp. 109–11; *Tripe*, p. 120.

406. *Beef-Skirts*.—These, if not broiled, make a nice small dish dressed as palates. The French *braise* and farce them with mushrooms or oysters: they may be served with a ragout of cucumber, or over spinage or fried toasts.—See Nos. 395, 621.

407. *Beef-Liver* may be used when sound, and is constantly used on the Continent, either in a stew-soup with carrot and onion, or slowly cooked in butter or with bacon, as calf's liver: or as directed for *lamb's liver* in the Scotch mode, No. 53.

408. *Beef-Udder* may be boiled, sliced, and served with tomata or onion sauce: *udder* is also salted for two days, tacked to a tongue, and they are boiled together. Salted udder is eaten sliced cold with oil and vinegar. It should be very slowly simmered.

409. *Spiced or Hunter's Beef*.—Take the bone from a small round and salt it, as directed for a rump of beef, No. 1188, using grated nutmeg, half an ounce, and the same weight of pounded cloves. When to be dressed, wash with a sponge, bind it tightly up, and put it into a tin or earthenware pan that will just hold it, with a pint of melted butter or gravy, and a little butter on the top; cover the pan with several folds of buttered paper, or a close-fitting lid. Bake in a slow oven for four hours.—The hole whence the bone is taken may be stuffed with sweet herbs and minced udder. The gravy in the pan, after the beef is baked, will be almost equal to ham-sauce for strength and flavour; and is

very useful for flavouring soups and sauces. Herbs, coriander-seeds, juniper, and garlic, are all used for this piquant dish by the French. They braise it with roots, bacon, and wine. This dish may be glazed and garnished with pickles and meat-jelly; and thus decorated, when cold, even after being previously served hot, makes a handsome *dormant* dish at an entertainment where there is a long table to cover.

410. *Bœuf de Chasse; another form of Spiced Beef.*—Bone a piece of the flank of fifteen pounds. Take one ounce of saltpetre, three of brown sugar, two bruised nutmegs, a half-ounce of cloves, and an ounce and a half of allspice, with two large handfuls of salt dried. Pound and mix these well, and rub them well into the beef. Keep it two weeks in this pickle, turning and rubbing it daily. Wash, bind it up, skewer, and boil it, or bake it for four hours in a slow oven.

411. *Dutch or Hamburgh Beef.*—Rub a rump of beef with brown sugar, and let it lie three days, turning it often; then wipe it, and salt it with four ounces of bay salt, four ounces common salt, and one ounce of saltpetre, all well beaten and mixed. Let it lie in this for a fortnight, turning it, and then roll it tight in a cloth, and press it under a weight. Smoke the meat in the cloth, hung in a chimney where wood is burned; boil it piecemeal, or fry with bacon in slices, as it is wanted; if boiled whole, press it till cold, and it will grate or pull like the real Dutch beef.—*Obs.* Too much saltpetre is generally used for salting meat. It is incredible (till tried) how small a particle will give the desired red colour.

412.—*Hamburgh Beef, or Bœuf Fumé.*—This is cured in nearly the same manner as No. 411. Take sugar, salt, a very little saltpetre, juniper-berries, and pound them; mix spices with them and aromatics, all in powder. Rub the beef well with this, and leave it for a fortnight, turning it every day, and, like all meat pickled, keeping it covered with the pickle. Tie up, drain, and smoke it for a week. In Germany, when boiled, it is served on *saur croute*.—For *Salting*, see Nos. 1187, 1188.

413. *Irish Beef.*—Proceed as directed for a rump or round,



THIS PAGE IS LOCKED TO FREE MEMBERS

Purchase full membership to immediately unlock this page

SAVE \$3,999,994

Did you know we sell
paperback books too?

To buy our entire catalog
in paperback would cost
over \$4,000,000

Access it all now for
\$8.99/month

*Fair usage policy applies

Continue

418. *To Dress the Inside of a Cold Sirloin.*—Cut the meat in long and rather narrow slices of an inch thick, leaving a little of the firm fat upon each. Trim and season these with salt and mixed spices, dredge them with flour, and heat them, without any thing like violent frying, in the gravy saved from the cold joint, seasoned with an anchovy, if you like, an eschalot minced, or a shred onion, and a little vinegar. Garnish with scraped horseradish, or fried parsley, or better, sippets.

N.B. The slices may also be broiled and served over the hot sauce with fried potatoes.

419. *To Fricassée Cold Beef.*—Cut away all skins, gristles, and fat. Cut the meat into thin small slices. Have ready a sauce made of stock, thickened with *roux* or butter rolled in flour, and seasoned with shred parsley and young onions, pepper, and salt. Strain the sauce when it is well flavoured, and just heat the meat in it, soaking by the side of the fire, add a glass of red wine, the yolk of an egg well beat, and the juice of a lemon. Stir the fricassée for a few minutes, but do not let it boil, or, like all re-warmed things, it will harden.

420. *Olives of Dressed Beef.*—Cut the meat as for fresh beef-olives. Season the slices, and spread thinly over them a forcemeat of bread-crumbs, seasonings, and a little finely shred suet or marrow. Roll them up, tie, and stew them in a relishing gravy saved from the joint, or drawn from the beef-bones, and thickened with butter rolled in flour, and seasoned with an anchovy or a little catsup. This makes also a nice family-dish when the bits of cold meat, either in small slices or minced, are seasoned, and rolled up in a paste of mashed potatoes and flour. Having been closed at the ends and edges they are fried in dripping, and browned before the fire.—See *Olives au Roi*, p. 288.

421. *To Hash Cold Beef.*—Cut down the meat either into large slices, or thinly-cut mouthfuls, trimming away all burnt outside, fat, gristle, skin, etc. Set aside the meat thus prepared with what gravy you have saved, and draw a pint of broth from the bones well broken, the lean pieces of meat that are not used, and the hard, or overdone. Season this gravy highly with pepper and salt, allspice, two onions, and a fagot of parsley. Thicken it with brown *roux* or flour

rubbed down as for batter-pudding. Skim all the fat from it; let it settle, and strain it, and boil it up again; putting to it, as additional seasonings, at discretion, any one of the following things:—Walnut or mushroom catsup, or onion-pickle liquor, with a few cut pickles; a little tarragon-vinegar, or some shred parsley, made-mustard, capers, etc., etc.; in brief, any flavouring ingredient which is agreeable to the taste of the eater, and easily procured. While this sauce is hot, put in the cut meat, and let it soak and slowly warm quite through, without boiling: Or the sauce may be poured over the meat in the hash-dish, and that set in a hot-water bath, a cool oven, or a vessel of boiling water, till the hash is hot through. Place toasted sippets round the dish. A *curry-hash* of beef or mutton is generally liked. Fry a few large onions; add the hashed meat and curry seasonings. Garlic may be used if liked.—*Obs.* The varieties of *Hashes* are endless; but the above is conceived the best mode of making this useful family-dish. Hashes or minces of dressed veal or poultry require white sauce, a seasoning of lemon-peel, and the juice of lemon; or the flavour of tarragon given by vinegar, which makes a French flavoured hash. A *curry-hash* of veal or fowls answers very well with plenty of small onions par-roasted, and then stewed whole in the hash-sauce. If meat comes back from the table which you know must be hashed next day, carve it before it get cool; it will then soak in the gravy which lies in the dish, and be far more rich than if allowed to remain dry and uncut till next day. This should be particularly attended to in hashes of venison, hare, or mutton.—See No. 534.

422. *An English Stew of Cold Roast Beef, Mutton, or Lamb.*—Cut the meat in small and rather thin slices, season them highly with pepper and salt, and dip each lightly in bread-crumbs, moistened in gravy or melted butter. Dress them neatly on a dish, and lay over them a thin layer of cut pickles, and moisten the whole with a glassful of pickle-vinegar, and the preserved gravy of the roast-meat: heat in a Dutch oven, and garnish with fried sippets, or potato-balls. Place the dish dressed in another with a napkin. This we consider one of the best methods of re-dressing cold roast meat.

423. *Cold Beef Scalloped, or Saunders.*—Mince the meat

as in the next receipt: add the same seasonings and a little scraped tongue or ham, moisten it with stock and walnut-pickle, heat and fill up scallop-shapes, laying mashed potatoes thinly, and neatly marked, or crumbs over the mince. Put some bits of butter over each shape, and set them to warm and brown in an oven.—See Scottish *Minced Collops*, No. 734, also *Beef Patties* and *Podovies*, No. 829.

424. *To Mince Dressed Beef, and Beef Cecils.*—Mince the beef finely with a very little suet, and warm it up in a small stewpan, with a little broth or water, minced parsley, eschalot, or onion, and a little vinegar, and what meat-gravy you have saved, which is the best ingredient that can enter into the composition of any hash or mince. Dish the mince with toasted sippets, or poached eggs. *Beef Cecils.*—Mince the whitest part of dressed meat very nicely, and mix it up with bread-crumbs, minced onions, a chopped anchovy, and parsley, pepper, salt, and a little onion or walnut pickle. Stir this mince over the fire in a small stewpan, with a little melted butter; and, when cold enough to handle, make it up into large oval balls with flour; egg the balls and roll them in crumbs; brown them before the fire, and pour hot gravy, seasoned with eschalot and pepper round them.

425. *A Parisian Mode of dressing Cold Beef.*—Cut the part most underdone in slices, and stew them over embers in a sauce of weak broth, a glass of red wine, a small spoonful of tarragon-vinegar, an onion, two bay-leaves, a sprig of thyme, parsley, pepper, salt, and cloves. Serve either hot or cold, with the strained gravy, to which, however, more vinegar must be put if the beef is served cold. The wine may be omitted.

426. *To Broil Cold Beef.*—Cut the slices as steaks, broil them over a very clear fire, or better, heat in a Dutch oven, and serve them with fried eggs, or scalloped potatoes, and steak-sauce, grill-sauce, or any piquant sauce made hot.

427. *Another way.*—Divide the dressed ribs and shorten them: leave the meat on the upper side about the breadth of an inch. Sprinkle the steaks with salt and mixed spices, and place them in a Dutch oven, basting them with the left gravy of the roast, bread-crumbs, and chopped parsley. Serve them with *grill-sauce*, No. 318.



THIS PAGE IS LOCKED TO FREE MEMBERS

Purchase full membership to immediately unlock this page

Get Smart

Over 2,000 years of
human knowledge in
797,885 volumes

Instant access
\$8.99/month

Continue

*Fair usage policy applies

be potted as above without cutting up the birds, and will keep for at least a month. The birds should not be over done, and their gravy should be preserved along with them.

432. Made-Dishes of Veal.

VEAL is generally accompanied by *acid* sauces, as sorrel, or lemon. It is often the better of a relishing forcemeat; and unless fat, young, tender, and white, cooks the better for a slice of good bacon. It is far best well fattened, but not overgrown.

433. *To Stew a Fillet of Veal.*—The more slowly all meat, but especially veal, is stewed, the better. Allow at least a half-hour to the pound. Take off the knuckle either to stew, or for soup or gravy, and also the square end, which will cut up into cutlets, or olives, or make a pie. Cut out the bone and stuff the middle part of the fillet with a forcemeat, as directed at Nos. 8, 692, and 693. Roll it up tightly, skewer it and simmer very slowly in a close stew-pan that will just contain it. Lay skewers below to prevent the meat from sticking. When quite tender take it up, and strain and thicken the sauce. Serve with small mushrooms parboiled, and then stewed in the sauce, and season with white pepper, lemon-juice, and mace: or the sauce may be enriched with a few pickled oysters and forcemeat-balls, seasoned with a glass of white wine and the juice of a lemon. Garnish with lemon sliced. See No. 23.—*Obs.* The fillet may be half baked, and finished by stewing. For *dividing* the fillet, see *French Cookery*, No. 627.

434. *To Stew a Breast of Veal, a Common Remove of Fish, or a Second-course Top-dish.*—Choose thick, white veal. Chop off the neck and the bone, and stew them for gravy. Stuff the thin part of the breast with a relishing forcemeat, made of a sweetbread parboiled and minced, bread-crumbs, lemon-grate, nutmeg, pepper, salt, shred suet or veal-kidney fat, and yolk of egg to bind the forcemeat. Skewer the stuffing neatly in, or sew it in, and stew the meat for two hours in the gravy made of the neck, first egging and browning it if you choose. Thicken a pint and a half of the sauce, and put to it fifty oysters stewed and cut, a few mushrooms chopped, lemon-juice, white pepper, and mace. Pour this hot over the stew, and garnish with slices of lemon and force-

meat-balls. Cream, wine, truffles, etc., are all put to this dish, also catsup and an anchovy. *The oysters we omit.* A shoulder is boned, stuffed, and stewed as above in good gravy.

435. *To Ragout a Breast of Veal.*—Make a little strong gravy, as above, of the scrag trimmings and bones of the breast, and with this, or a quantity of rich stock sufficient to stew the veal, the peel of a lemon, white pepper, a bay-leaf, a large carrot sliced, three onions, and a fagot of sweet herbs and parsley, stew the meat till the point of a knife will easily enter it. This, like all stews, cannot be too slowly simmered, over embers or by the fire, keeping the lid of the stewpan very close. When the veal is quite tender, skim off all the fat that floats on the gravy, which must then be strained and thickened to the degree of a thin batter, and enriched with a glassful of white wine and the juice of a lemon. Heat up this sauce. Dish the veal and pour the sauce hot over it, holding back the sediment. Force-meat-balls may be used as a garnishing to this dish (they will be more suitable if made with a large proportion of grated tongue, sausage-meat, ham, etc.), and also slices of lemon.—*Obs.* Veal, whether the neck or breast, is exceedingly good stewed plainly in a little strong gravy. The meat may also be *glazed*, or it may be covered with white onion-sauce; or cut and stewed with young green pease, chopped lettuce, and young onions chopped, and served *en puit*, that is, in a well or space in the middle of the dish, of which meat neatly cut forms the walls. Celery also answers well with stewed veal.—See *Tendons de Veau*, No. 629².

N.B.—*Lamb or Rabbits* may be dressed as above, and served, the former with cucumbers, the latter with white onion-sauce.

436. *Veal-Olives.*—Make as *Beef-Olives*; or cut, flatten, and spread forcemeat on each slice, with seasonings. Roll up each olive tightly, and egg and crumb them, and either roast or stew them in a rich gravy. Thicken the gravy with white *roux*; add to it a few forcemeat-balls, and serve with oyster or mushroom sauce.

437. *Veal-Cutlets.*—See Nos. 48 and 445, and *French Cookery*, No. 629.

438. *Scotch Collops*.*—Cut small slices of equal thickness out of the fillet; flatten, flour, and brown them over a brisk fire in fresh butter. When enough are browned, put a little weak veal-broth or boiling water to them in a small, close stewpan, adding, when they are nearly ready, the juice of a lemon, a spoonful of catsup, or the same of lemon-pickle, with mace, pepper, and salt to taste. Thicken with *roux*, and strain the sauce, and pour it hot over the collops. They may be egged and dipped in crumbs. Some cooks lay the slices in a marinade of vinegar and spices for some hours before frying, but it is bad practice. Serve with this favourite small dish curled slices of toasted bacon, or mushrooms, if in season.

439. *A Fricandeau of Veal*.—Trim the fat fleshy side of a knuckle of white veal, or, if expense is no object, take a long thick piece from the fillet; skin it, by cutting it smooth at one stroke; beat it flat; season, and lard it, or stuff with veal-stuffing in which is put a large proportion of rasped ham. Lay some slices of bacon in a stewpan, and place the veal on them with more slices of bacon above it. Put in a pint or more of stock, the knuckle-bone broken, or a calf's foot chopped, a fagot of herbs, a turnip, a carrot, and four onions sliced, mace, two bay-leaves, some white pepper, and more slices of fat bacon over all. Let this stew for more than two hours over a very slow fire, and keep the stewpan closely covered, unless while basting the upper side of the *fricandeau* with the gravy. The gravy will be very rich. Take up the *fricandeau* and keep it hot; skim the fat from the gravy; pour it from the sediment, and boil it quickly down till it thickens or becomes a *glaze*, with which glaze the meat. Serve with sorrel or tomato-sauce.—*Obs.* A *fricandeau* is sometimes larded diagonally; but this presupposes a cook who needs no instructions. The lean part of a large neck may be frugally dressed as a *fricandeau*, drawing a glaze from the bones. Truffles and morells, artichoke-bottoms, and mushrooms, are all served with this dish. *Fricandeau* is a French dish naturalized, though it does not always succeed in this country. The French often serve it over dressed spinage, sorrel, or endive:

* This properly means *scotched*, or scored collops, though the word has come to be understood as above.



THIS PAGE IS LOCKED TO FREE MEMBERS

Purchase full membership to immediately unlock this page

SAVE \$3,999,994

Did you know we sell
paperback books too?

To buy our entire catalog
in paperback would cost
over \$4,000,000

Access it all now for
\$8.99/month

*Fair usage policy applies

Continue

above ; or, as another variety, stuffed with forcemeat instead of being larded. *Braising* is, in fact, just slow *stew-baking* in fat, rich, compound juices, with high seasonings.

442. *A Granada (properly GRENADIN) of Veal*,—*a naturalized French Dish*.—Line a small oval dish with a veal-caul, leaving part hanging over the ledges of the dish. In this place slices of good bacon, then a layer of veal, forcemeat, Nos. 8, 693, next veal-collops well seasoned, and so on alternately till the dish is filled. Tuck the caul over the whole, tie paper over the dish, and bake the *Granada*. Turn it out of the dish, and serve with clear brown-gravy.—*Obs.* Mushrooms, herbs, etc., may be added at discretion to this savoury dish. See No. 629.

443. *To Dress Veal à la Daube*.—Trim off the edge-bone of a good loin of veal, and cut off the chump.* Raise the skin, season the meat, and fill the cavity with the forcemeat of No. 8 ; bind up the loin with fillets of linen, but first cover it with slices of bacon ; place it in a stewpan, with the bones and trimmings, and veal-stock, if you have it, or water, a chopped calf's foot, or jelly of cow-heels. Put in a fagot of herbs, mace, white pepper, and two anchovies. Cover the lid of the pan with a cloth, and force it down very close, placing a weight over it. Simmer slowly for two hours, shaking the stewpan occasionally. By this time the gravy will be reduced to a glaze. Take out the bacon and herbs, and glaze the veal. Serve with sorrel or tomata-sauce ; or with mushrooms, which are generally a suitable accompaniment to made-dishes of veal or poultry.

444. *An English Haricot of Veal*.—Shorten the bones of the best end of a neck or back-ribs. Either leave the meat whole or cut it into chops. Brown it of a fine colour. Stew it in good brown-gravy ; and, when nearly ready, add a pint of young pease, a large cucumber pared and sliced, and a well-blanchéd lettuce quartered, with pepper, salt, a point of cayenne, and what will cover the vegetables of boiling stock. Dish the veal in the middle of the soup-dish, pour the stew-sauce over it, and garnish with the *lettuce* and, if you like, a few forcemeat-balls.

* The chump or tail-end makes a good family-dish, stewed in stock, with roots, spices, herbs, and a slice of bacon. Serve with its own thickened gravy, and the roots that are stewed with it, but take out the bacon.

445. *Maintenon Cutlets*.—Cut, flatten, and shape small round cutlets, season them with mixed spices, dip them in beat egg, and then in bread-crumbs and pulverized sweet-herbs, with a little grated nutmeg. Broil them over a sharp clear fire, turning them quickly, and moistening with melted butter. Twist each cutlet neatly up in thin writing-paper made hot, and serve them accompanied by mushroom sauce or catsup, stirred into plain melted butter. These cutlets may be dressed by stewing them for a few minutes with chopped parsley, butter, and rasped bacon, and finishing *en papillote*.—*Obs.* Common books of cookery recommend dressing veal-cutlets, salmon-cutlets, etc., in paper,—a plan which is extremely difficult even in the hands of a French artist, and which requires several folds of buttered or oiled paper put on at first, and supplied by fresh buttered paper when the cutlet is nearly dressed. The original paper will look greasy and besmeared whatever care the cook may take, and fresh paper spoils the meat.*—See *Cutlets*, No. 48.

446. *Various Ways of Dressing Veal*.—Prepare as above, and dress cutlets in a Dutch oven, pouring melted butter and mushrooms over them. *Fresh Veal minced*, with the grate of a lemon or nutmeg, and a little shred mutton-suet, makes a good small-dish or supper-dish, and warms up well, or does for patties or scallops. *Veal-rolls*, for a corner-dish or supper-dish, are made of long thin slices of veal flattened, seasoned, and rolled round a forcemeat of grated ham, suet, eschalot, parsley, and spices. Tie the *rolls* tight, and stew them slowly in gravy, adding white wine and the squeeze of a lemon. Serve in a ragout-dish. Stewed mushrooms are a suitable accompaniment to this dish, which is just another name for *veal-olives*. *Veal* makes excellent *curry* or *pillau*. See Nos. 534, 753.

447. *To Dress a Calf's Pluck*.—Clean and stuff the heart with the forcemeat of No. 8. Spread a veal-caul, or slices of fat bacon over it, and bake it. Boil, for an hour, the half of the liver and lights, and mince them rather finer than for a hash. Simmer this mince for a half-hour in a little gravy, seasoning it with the juice of a lemon, catsup, white pepper, chopped parsley, and salt. Dish the mince,

* Nothing should be dressed *en papillote* in an English kitchen, save a pig's ears and tail. It is never well done.—P. T.

and place the baked heart above it, and lay slices of the remainder of the liver fried, round it, with fried parsley, or sippets; or the heart, if large and fat, will of itself make a handsome dish if stuffed with a rich forcemeat, roasted with caul or paper over it, and served with venison-sauce or melted butter and catsup poured about it. The *liver* may be stuffed and roasted as above; but this we conceive one of the absurdities of cookery. The minced *lights* are also made into balls, or used for forcemeat to calf's head, etc. They should have a good deal of kidney or other fat, or of udder, and the usual veal seasonings of mace and lemon-peel. See Nos. 451, 452.

448. *To Dress Veal-Sweetbreads.*—Parboil them slightly. Divide and stew them in white gravy; thicken and season this with salt, mace, white pepper, and, when just ready, add a little hot cream; or, egg the parboiled sweetbreads, dip them in crumbs, chopped herbs and seasonings, and finish them in a Dutch oven, and serve with melted butter and catsup.

449. *To Ragout Veal-Sweetbreads.*—Cut them in mouthfuls, wash and dry them in a cloth, brown them in fresh butter, and, pouring into the stewpan as much rich brown gravy as will just cover them, let them simmer gently, adding a seasoning of pepper, allspice, salt, and mushroom-catsup. Thicken the sauce, and, dishing the sweetbreads very hot, pour the sauce over them through a sieve.—See *French Cookery*, No. 634.

450. *To Dress Calves' Tails.*—Clean, blanch, cut them at the joints, and brown them in butter, or soft kidney-fat. Drain, and stew them in good stock seasoned with parsley, onions, and a bay-leaf. Add green pease to the stew, if in season, or some small mushrooms. Skim and serve the ragout. Foreigners use garlic in this dish, and dredge it with grated Parmesan.

451. *Calf's Heart.*—Cut down in slices, and dress as a plain stew, and season with lemon-grate; or stuff and roast, rolling in forcemeat as at No. 447.

452. *Calf's Liver.*—Cut a fat white liver into thin slices. Soak them in water. Dry and dust flour over these. Fry them for five minutes. Strew minced parsley and young



THIS PAGE IS LOCKED TO FREE MEMBERS

Purchase full membership to immediately unlock this page

Get Smart

Over 2,000 years of
human knowledge in
797,885 volumes

Instant access
\$8.99/month

Continue

*Fair usage policy applies

456. *To Dress a Calf's Head plain.*—Wash it and soak it in hot water that it may blanch. Take out the brains, and cut away the black part of the eyes. Boil it in plenty of cold water, and some salt to throw up the scum. Simmer it gently for an hour and a half or more. Take up the head, cut out the tongue; score the head (but not deeply) in diamonds; brush it with beat egg, and sprinkle it with bread-crumbs, chopped parsley, and No. 334, 335 seasonings. Stick a few bits of butter over it, and brown the head in a Dutch oven. Meanwhile, wash, scald, parboil, and skin the brains, and chop them up with parsley and sage (first parboiled and chopped fine), white pepper and salt. Stir this into hot melted butter. Add the squeeze of a lemon, or a little lemon-pickle, a particle of cayenne, and a minced eschalot. Skin the tongue, and serve the brains dressed as above directed, around it, or as a smaller dish to accompany the calf's head. Serve also parsley and butter-sauce. Curled slices of toasted bacon, a piece of ham or bacon, a pig's cheek, or sausage, are indispensable with calf's head, even when highly dressed.—See No. 92.

457. *Calf's or Lamb's Head and Ragout, a Scotch Dish.*—Having parboiled a fat head as above, cut down the one-half of it, with the skinned tongue, the palate, etc., into dice and other neatly-shaped pieces. Trim and brush the other half with egg, and strew crumbs and chopped parsley over it, and set it to bake before the fire or in the oven, sticking butter over it, and strewing it with more crumbs. Meanwhile stew the hash in a little good veal-broth, jelly of cowheels, or any rich fresh stock you have: season this with mixed spices, Nos. 334, 335, the grate and juice of a lemon, mace, or whatever seasoning is most approved. Dish the ragout, and place the baked cheek upon it. Garnish with brain-cakes and forcemeat-balls, or fried sippets, or merely with slices of the fried liver.—*Obs.* Pickled oysters, catsup, etc., may be added to this ragout, which may, at the discretion of the cook, be made either white or brown. This we conceive the best way of dressing a calf's head; though a hash or fricassée on the second day must, by the experienced gourmand, be considered as preferable to any other mode of cookery, and only objectionable from not making so important an addition to the appearance of the table as the full-dressed head. If it be a lamb's head, brown it all: the

meat of the scrag minced (which is generally cut off with the head in Scotland) will make a great addition to the ragout. The heads may be glazed before being crumbed.—*For Lamb's Head, See No. 748².*

458. *To Fricassée a Calf's Head.*—Clean and parboil the head; cut the cheeks, tongue, palate, etc., into nice bits, and stew them in a rich white gravy, with a little of the broth in which the head was parboiled, seasoned with white pepper, mace, herbs, onion, and salt. Thicken with butter rolled in flour, and, just before dishing the fricassée, add a little hot cream or beat yolk of egg and lemon-juice. Simmer this, but do not allow it to boil. Garnish with brain-cakes and forcemeat-balls, or curled slices of toasted bacon, and egg-balls.

459. *To Hash a Calf's Head.*—Clean and parboil the head; or take what is left of a plainly-boiled cold head, and cut it into slices of a rather larger size than for fricassée. Peel and slice the tongue. Take upwards of a quart of the liquor in which the head was boiled, with the bones, trimmings, and a shank of veal or mutton, and boil these for the hash-stock, with a fagot of sweet herbs, a good bit of lemon-peel, onions, and white pepper. Boil this gravy till it is strong and well-flavoured. Thicken it with flour kneaded in butter, and strain it into a clean saucepan. Season it with pounded mace, catsup, or lemon-pickle, or a little of any piquant store-sauce, and warm up the hash, without suffering it to boil, though boiling will not harm calf's head so much as it does other cold meats. Garnish with forcemeat-balls, or curled slices of bacon, or fried bread, which forms a suitable accompaniment to all hashes.—*Obs.* This hash may be rendered more piquant by anchovy, pickled oysters, etc. It may be dressed as a curry-hash by the addition of fried onions and *curry-powder*; or receive the flavour of a French dish, from finely-shred parsley, knotted marjoram, and a bit of tarragon being added to the sauce just before dishing; or a little tarragon-vinegar. It may also be flavoured agreeably with a little basil-wine. A *brown hash* may be made as above by using fried onion, catsup, soy, a little red wine, etc.; but as all brown made-dishes are expected to be piquant, while those that are white are usually bland and balsamic, seasonings of a more pungent quality are to be used.*

* In France, eschalot-sauce is served with a plain dressed calf's head; but the favourite mode of dressing this dish is *superbe*. Make a forcemeat

460. Mock-Turtle, or Calf's Head.

See also pages 143, 144, and 148.

GET a large fat head with the skin on. *Scald* and clean it well. Soak it in hot water, and, if you wish to have the imitation-dish very rich, parboil it in good veal-stock, with a turnip, carrot, onions, and sweet herbs. Skim this well. In half an hour take up the head, and, when cold enough to be firm and easily handled, cut the meat thus: The eyes into thin round slices, having first picked out the black part; the gristly part about the ears into long narrow strips, the fleshy part into round slices, the thick of the cheeks into small dice, the thin on the forehead into long strips, and the peeled tongue into nice square bits. Put the bones and trimmings, with a piece of bacon, back into the stewpot. Fry some minced eschalot in plenty of butter browned with flour. Put the cut meat to this browning, and give it a toss for a few minutes, then strain a sufficient quantity of the stock over it, to make the dish not much thicker than a stew-soup. Season with mace, pepper, salt, and a half-pint of Madeira. When the meat has stewed very slowly, rather soaking in the gravy than actually boiling, and is nearly ready, put to it cayenne to taste, a small glass of catsup, a very little soy, and a couple of spoonfuls of chopped basil, tarragon, chives, and parsley. When skimmed ready to be dished, add the juice of a lemon. Serve in a large but not deep soup-dish, ornamented with a cut paste border; and garnish with forcemeat-balls and egg-balls, with a few green pickles intermixed, if you choose.—*Obs.* This highly-flavoured dish may be enriched by parboiled sweetbreads cut, oysters, turtle-balls, etc.; if the head be lean or small, a good cow-heel cut down will make an excellent addition to it, but will require more boiling, and must be put into the stockpot two hours before the head.—For *Potted Head*, see *National Dishes*.

461. To Dress Calves' Feet.—Clean and blanch them. Clean again and boil them till tender; divide and serve

of a pound of minced veal and two pounds of the fat of beef-kidney, bread-crumbs steeped in cream and dried, and fine herbs minced—namely, mushrooms, parsley, and young onions. Add salt, pepper, and spices. Mix this thoroughly. Stuff the boned head with it, but keep some for forcemeat-balls. Braise the head in gravy-stock; put artichoke bottoms, veal-sweet-breads cut, truffles, and button-mushrooms, to the ragout, and serve with the farce-balls.



THIS PAGE IS LOCKED TO FREE MEMBERS

Purchase full membership to immediately unlock this page

SAVE \$3,999,994

Did you know we sell
paperback books too?

To buy our entire catalog
in paperback would cost
over \$4,000,000

Access it all now for
\$8.99/month

*Fair usage policy applies

Continue

Veal Sausage, see *Sausages*; and for several excellent dishes of veal, see *French Cookery*, from No. 627 to 643.

Made-Dishes of Mutton.

See *Roasts of Mutton*, page 86, and *Reform Club Cutlets*, No. 475, also from No. 644 onwards.

467. *A Haricot* of Mutton*.—Cut from three to four pounds of the back-ribs into handsome chops, trimming away the fat and bones. Flatten the chops with a cutlet-bat; season them well with mixed spices (No. 334), flour, and brown them lightly in the fryingpan, over a quick fire, and then put them into a stewpan with their own gravy, and a quart of strained stock, in which onions, a turnip, a carrot, and a fagot of parsley have been boiled. When the chops have stewed slowly for some time, put in one large or two middle-sized carrots cut into slices and marked on the edges, a dozen pieces of turnip scooped to the size of large marbles, and a half-dozen button-onions either roasted or parboiled and peeled. When the chops are quite tender, skim, thicken, and season the gravy with pepper and salt. Dish the chops in a soup-dish, and pour the gravy and roots over them. What is left of the fore-quarter when a shoulder is cut off to roast, will make excellent family haricot or Irish stew.—*Obs.* Celery or cucumber may be put to the haricot, and also cut pickles, or a spoonful of catsup. *Brown haricot* is made with carrot, yellow turnip, and onions; *White haricot*, of haricot beans, white turnip, endive, celery, etc. *Haricot* is an excellent plain dish, nourishing and savoury, containing a judicious combination of meat, fluid, and roots, and is one of the best plain ways in which veal cutlets, mutton-chops, or rump-steaks can be prepared. Haricot may be made of the loin, but not so economically as of the neck or back-ribs. These chops answer well with cabbage *braised* and quartered.—See p. 111, and Nos. 474, 475, and from No. 644 to 655.

468. *Shoulder of Mutton with Oysters*.—Have a large shoulder, which has been kept till tender, boned, and highly seasoned with salt and pepper. Lay some bearded oysters inside the meat, roll it up firm, bind it with fillets of tape,

* Haricot properly and originally meant French beans. Now with us it signifies meat cut in chops, and stewed with vegetables of different kinds.

and simmer in broth, with onion, peppercorns, and a head of celery, till ready. Undo the tape, and pour oyster-sauce over the mutton. *Nearly obsolete.*

469. *To Dress a Scrag of Mutton.*—Trim the scrag, and dress it as *Bachelors' Stew*, No. 396, or *braise* it in fresh stock with roots, seasonings, and a fagot of sweet herbs, and small slices of bacon under and over it, if you wish it rich. Simmer gently for three hours. Skim, and strain the gravy, and serve it with the meat, and dressed spinage, or cucumber-sauce.

470. SHOULDER OF MUTTON.—*Receipt by a Scotch Lady.*—Keep the shoulder as long as possible without spoiling. Half roast it. Score it on both sides as for broiling. Melt in the basting-ladle four mellow anchovies chopped; put pepper and salt to this; place a clean dish under the roast, and baste with the following hot sauce:—The melted anchovies, half a pint of port, half a pint of rich gravy, a spoonful of mushroom-catsup, the same of walnut-catsup, a *point* of cayenne; baste constantly till the mutton is done. Dish on a hot dish rubbed with garlic. Skim the sauce or dropped gravy, and pour it over the mutton.*

471. *To Dress a Breast of Mutton.*—Cut off the fat; par-boil the meat; *egg* it, and strew over it shred parsley and bread-crumbs. Stick pieces of butter all over it. Roast it in the Dutch oven, and serve with caper or Robert sauce, or with stewed cucumbers. See No. 473.

472. *Mutton-Collops.*—See *Beef-Collops*, page 116, and *Chops*, 111.

473. *To Grill a Breast of Mutton.*—Cut off the superfluous fat, and take out the bones. Boil for a half-hour. Cool it; beat it flat, and season and score it in diamonds. Brush it with egg, and strew minced parsley and bread-crumbs over it. Broil it in a Dutch oven, basting it well with fresh butter; and serve with caper-sauce, cucumbers, or sauce Robert.

474. *Mutton-Cutlets, Maintenon.*—Cut handsome chops from the loin, or cutlets from the gigot. Fry some chopped

* M. UDE might shrug at this receipt as inadmissible in delicate cookery. But the dish is admirable for *gusto*; and at all events there are so few avowed fair amateurs of cookery in Scotland that we like to encourage the breed.—P. T.

eschalot and mushrooms in butter, and in this brown the cutlets. Season them with cooks' pepper, and strew them with crumbs and chopped parsley dry; and, twisting them in buttered papers, finish them on the gridiron.—Serve with cucumbers, or any sauce that is liked.

475. *Reform-Club Mutton-Cutlets*.—For ten nicely trimmed cutlets, seasoned with salt and white pepper, mince very finely a quarter-pound of lean dressed ham; and with it mix a quarter-pound of fine bread-crumbs. Brush the cutlets with egg, and dip them into the ham and crumbs, and fry them for ten minutes in a *sauté-pan*, in which oil to fry them has been made quite hot [if the pan will not hold the whole, keep hot those already done till the whole are finished]. They should be full of gravy; serve on a border of mashed potatoes, with the bones pointing outwards, and pour plenty of "Reform Sauce" over the cutlets. *Reform sauce* is a piquant sauce, made of two onions, two sprigs of parsley, two of thyme, two bay-leaves, two ounces of lean ham, half a clove of garlic, and half a blade of mace, cooked for ten minutes over a sharp fire; thinned with two spoonfuls of tarragon vinegar, and one of Chili vinegar, and a pint of brown sauce. Boil it up, let it simmer for ten minutes, skim it; and boil it quickly till so reduced that it adheres to the back of a spoon, when add a large tablespoonful of red-currant jelly, and a half one of chopped mushrooms. Season with pepper and salt to taste; and when the jelly is melted, strain through a tammy. When wanted, make it hot, and add the white of hard-boiled eggs cut in half-inch strips, four white mushrooms first *blanched*, one gherkin, two green Indian pickles, and half an ounce of cooked ham or tongue, all cut in strips like the egg. Do not boil the sauce after these are added, but keep very hot.—N.B. This we think an excellent general sauce of the piquant kind, and creditable to the genius of M. Soyer, though the simplicity of good taste might dictate fewer ingredients. For the *one* gherkin we suggest a *point* of cayenne. The Reform Sauce is equally good for roast-hare.

Mutton-Steaks.—Cut down the back-ribs, a rib in each steak, and chop the bone short. If very fat, trim away some of the fat, which will answer very well for pie-crust, suet-puddings, etc. Broil them as beef-steaks, and serve hot and



THIS PAGE IS LOCKED TO FREE MEMBERS

Purchase full membership to immediately unlock this page

Get Smart

Over 2,000 years of
human knowledge in
797,885 volumes

Instant access
\$8.99/month

Continue

*Fair usage policy applies

kept till fully ripe, brushed with pyroligneous acid, kept two more days, and roasted, covering it with buttered paper or veal-caul, and then coarse paste, and roasting and glazing it,—serving it on French beans or cucumbers, first stewed in gravy, and placed in the dish below the mutton. Rumps are very suitably served over a *purée* of pease, or of turnips.—See *Rognons de Mouton*, No. 648.

479. *Parson's or Friar's Venison*.—When kept till very tender, bone a shoulder of mutton, and lay it to steep in wine, vinegar, herbs, and spices. Make a forcemeat of the trimmings and the kidney, or of ham, or tongue, with oysters or mushrooms. Stuff the shoulder,—cover it with veal-caul or paper; roast or braise it, and serve with venison-sauce. Garlic gives it the flavour of foreign cookery, if this is wished. Baste with the steep liquor.

480. *Sheep's or Lamb's Trotters*.—Stew them in a braise for four hours, and serve with sauce Robert.—See *French Cookery*, No. 653.

481. *Sheep's Tongues*.—Blanch; stew in broth for two hours, or in the stock-pot, or braise five or seven tongues. Skin and split them; heat them up and dish them round,

by thorough-bred gourmands esteemed the *ne plus ultra* of cookery. It is eminently suited to white meats; lean, or what was anciently called, "rascal venison," turkey, and domestic fowls. It is not quite so well adapted to delicate stomachs; nor is it relished by those whose unsophisticated palates can still distinguish and enjoy the native, decided flavour of meats, and reject even pepper to their beef-steak. *Braised* turkey, or rather *Dinde en daube*, is a favourite dish, and when old and dry in the flesh, braising is requisite for this bird, of which it has been somewhat irreverently sung—

"Turkey boil'd is Turkey spoil'd,
And Turkey roast is Turkey lost;
But for Turkey *braised* the Lord be praised."

Braising is comparatively an easy process; and the same rules apply either to meat or poultry. Clean, season, and stuff or lard, where necessary, the article to be dressed. Line a thick-bottomed stewpan or baking-dish, just large enough to hold the meat, with slices of good bacon, or fat beef, sliced onion, carrot, and turnip. Strew in a few chopped herbs, with salt, mace, and black and Jamaica peppercorns, and a few bay-leaves, a clove of garlic, etc., etc., observing to vary and suit the seasonings to the nature of the preparation. Lay the meat or poultry on this spicy bed, and cover it with a superstratum of the same ingredients. Over this place folds of cambric paper, wrap a cloth about the lid of the stewpan, and press it closely down, setting a weight over it to keep it so, and to prevent the escape of the savoury steams which the meat or poultry ought to imbibe till completely saturated. Set the stewpan over embers, have embers above it, and let the process be very slow. Dishes which are *braised* are generally finished by *glazing*.

with the roots in the centre, and pour a *ragout* or *purée* of turnip or onion into the middle of the dish.

482. *Another way*.—Blanch and stew them, make a ragout of a dozen and a half of small onions, fried in butter with a little minced eschalot, catsup, wine, and white seasonings; add stock. Stew the tongues in this for a half-hour. Skim the sauce. Dish the tongues, sauce them, and arrange the onions either around, or in the centre.

483. *Made-Dishes of Cold Mutton*.—Dressed mutton may be warmed up either by *hashing*, *stewing* in stock, or *broiling* in a Dutch oven. The last mode is suitable to a blade-bone, or *Poor Man of Mutton*, which may be scored, seasoned, broiled, and served with any relishing sauce, or over a hash of the rest of the mutton. From a roast haunch, a nice fillet may be cut; if underdone, so much the better. Shape it, cut out the bone, which replace with dressed forcemeat; have a little gravy, or draw a gravy from the trimmings, and stew the fillet very slowly till quite hot; or it may be well basted and heated in the Dutch oven, at a good distance from the fire.

484. *To Hash Mutton*.—Cut the white underdone parts into thin slices about the size of a shilling, laying aside the fat. Prepare a gravy from the gristles and other trimmings, and season it with pepper, salt, and onion. Skim off the fat and strain the gravy, and, putting the meat to it, let it soak till thoroughly warm, but it must not boil.—See *Obs.* Nos. 421, 422.

485. *Minced Mutton with Cucumbers*.—Mince the best parts left of a cold roasted leg, and stir this into a mince of stewed cucumbers. Let it heat, but not boil.—*Obs.* Minced mutton may also be served with cooked endive.

486. *Plain Casserole of Dressed Mutton*.—Butter and line a mould thickly with mashed potatoes; fill it with the sliced mutton properly seasoned; cover the whole with more mashed potatoes, and bake and turn it out.

487. *Haricot of Cold Mutton*.—Cut the cold meat into chops, trimming off, as in all hashes, superfluous fat. Simmer it very slowly in any strong well-seasoned stock you may have ready, or may draw from the mutton-bones. Add, cooked, a half-dozen of button-onions, some round slices of carrot, and a turnip scooped down in bits like marbles.—

Obs. This is a good and economical way of dressing cold roast mutton for family use.*—See also pp. 291, 292, and *French Cookery*.

N.B.—Almost every dish made of cold mutton may be prepared in the same way as lamb.

Made-Dishes of Lamb.

See Index for Roast Lamb, Saddle of Lamb, Chops of, Frying, Boiling, Head, etc.

488. *Breast of Lamb with Cucumbers*—Chop off the bone, and, notching the breast well, stew it in good gravy for twenty minutes. Take it up, drain and score it in diamonds. Season it with mixed spices, dredge it with flour, and finish in a Dutch oven. Serve on stewed cucumbers, or green pease.

489. *Lamb-Cutlets with Spinage*.—Take cutlets from the loin; trim, flatten, season, and broil them; and placing spinage (No. 197) high and neatly in a dish, dress the cutlets round it.

Lamb-cutlets are also savourily served with a ragout of mushrooms or oysters, the cutlets laid around the ragout. Asparagus, or asparagus-pease, are very suitable to dressed dishes of lamb.

490. *Shoulder of Lamb Stuffed*.—Bone the shoulder, and fill up the vacancy with forcemeat. *Braise* the meat very slowly over embers, or a stove; or stew it plainly in the same manner. Glaze, and serve it either with sorrel-sauce, tomata-sauce, or stewed cucumbers.

491. *Lamb-Steaks Ragout*.—Stew them in veal-stock, to which a very little sweet milk is put, and season with white pepper and mace. When nearly ready, thicken the sauce with a little mushroom-powder, and a bit of butter rolled in flour. Add a large glassful of good boiling cream.

492. *Lamb-Steaks, Brown*, see pp. 111-117.—Flatten and season them. Brush them with egg, and dip them in a

* *A Poor Man of Mutton*.—This Scotch dish is the blade-bone grilled, or heated before the fire. There is a traditionary story of Lord —, after a long and severe fit of illness with which he was seized in London, horrifying his landlord by whining forth from behind his bed-curtains, when urged to choose and eat, "I think I could relish a snap o' a Puir man." Swift's scheme for Ireland went only the length of eating Poor Children!



THIS PAGE IS LOCKED TO FREE MEMBERS

Purchase full membership to immediately unlock this page

SAVE \$3,999,994

Did you know we sell
paperback books too?

To buy our entire catalog
in paperback would cost
over \$4,000,000

Access it all now for
\$8.99/month

*Fair usage policy applies

Continue

the steaks around it, with sprigs of nicely-boiled cauliflower on each steak : or it may be served with spinage, sorrel, or stewed cucumber. Pour melted butter or Bechamel over the gigot.—*Obs.* This is a good variety in dressing lamb, and is attended with no additional expense.

497. *To Grill a Shoulder of Lamb.*—Boil for forty minutes, score in diamonds, and broil or brown it in a Dutch oven. Serve with a clear gravy, or with mushroom or cucumber sauce. A neck of *fat* lamb is very good boiled and served over mashed turnip, with a little white sauce poured over it.

Besides the above methods of cookery, lamb may be dressed as *ragout, collar, curry, Cutlets Maintenon*, covered with rice, and in all the ways that mutton is dressed. Cold lamb, whether shoulder or breast, is best re-dressed in the Dutch oven, or by scoring, seasoning, and grilling it; or it may be hashed, though this mode of dressing is not so well suited to lamb as to veal or poultry.—For *Roast Lamb*, see p. 92.

498. *Lamb's Stove, a Scottish Dish.*—Clean and blanch the head. Stew it in broth, water, or with a shank of mutton, till tender. Add minced parsley, and green onions, and a good deal of mashed spinage, and serve the stew and head together in a deep dish.—*Obs.* This, nationality apart, we consider an indifferent preparation. It is but a beggarly imitation of the *Tête d'Agneau à la pluche verte* of our old allies the French.—See No. 457. The brains and liver may be boiled, rubbed through a tammy-cloth, and put to the stew. Asparagus or pease may be substituted for spinage, and the soup thickened with yolks of eggs.

499. *Lamb's Stove, by a French Receipt.*—Clean two lambs' heads. Lift up the skin, and cut out the jaw-bones. Let them soak in salt and water; blanch them; rub them with lemon to whiten them. Let them simmer for an hour in a *blanc*.* Drain them; split the skull; take out the brains, skin the tongues, and split them; trim the ears. Serve the heads neatly arranged on the dish with a good sauce, and with the harslet boiled for two hours, and minced or cut in scollops and laid under the head or *heads*, as a ragout : or serve with a green sauce of parsley. One large head will make a dish.—See No. 748².

* See Index for the rich stock called a *blanc*.

500. *Pigs' Pettitoes*.—Boil the feet till tender; boil also the harslet as directed in lamb's head. Mince the harslet (*i. e.* pluck), and season and serve with the feet over it; garnish with sippets.—*Lamb's Trotters*, No. 480.

Made-Dishes of Venison.

501. *To Stew a Shoulder of Venison when too lean to roast*.—Bone the meat when it has been kept long enough. Flatten it, and lay over it thin slices of fat well-flavoured mutton. Sprinkle with plenty of mixed spices, and roll it up very tight. Stew it slowly in rich beef or mutton gravy, in a close stewpan that will just hold it. Add, when nearly finished, pepper, cayenne, allspice, and a half-pint of claret or port. When the venison is tender, which will be in about three hours, take off the bandages, and dish it, pouring the strained gravy hot over it. Serve with venison-sauce.—*Obs.* A few slices of mutton, or two or more shanks well broken, may be put to the gravy to enrich it. A *breast* of venison may be dressed as above, but is better as a pasty.

502. *Venison Collops, a Scotch Dish*.—Cut the meat in thin cutlets; season them highly with mixed spices, and having browned them in the stewpan, put to them a quarter-pint of strong brown gravy, the same quantity of claret, some fried crumbs, a little fine sugar, and a half-glass of white wine vinegar. Stew slowly in a close-covered stewpan, and pour over the collops the strained sauce. They may first be *marinated* in the wine, vinegar, and spices.—*Obs.* Venison makes the finest-flavoured minced collops, surpassing either beef or hare; and excellent *steaks*, when seasoned, dipped in butter, rolled in crumbs, and broiled or fried quickly. But these steaks require a gravy-sauce, unless the venison be very fat.—See Nos. 55, 22, and 21.

502². *Baked Venison, an excellent Mode*.—Grate the crumb of a penny loaf, to which put a half-pint of white wine, a glass of vinegar, the grated rind of a Seville orange, nutmeg, salt, a quarter-pound of sugar, and a half-pound of butter. Steep the meat (a breast or shoulder) in this, and bake and serve with venison-sauce.

503. *Civet of Venison*.—Cut the back-ribs, or breast, into small chops. Fry some pieces of good bacon in butter, and,

when melted, drain off most of the liquid, and add flour. Brown the steaks in this *roux*, and then moisten them with red wine, and good stock. Add minced parsley, onions, pepper, salt, and also garlic, if admired. Let this cook slowly, shaking the pan occasionally. Add a few small onions and mushrooms. Let the meat still stew slowly for two hours, and until the sauce is of good consistence. This is elegantly served *en casserole*. Hare or rabbits thus cooked make good *civet*.

Made-Dishes of Cold Venison.

504. *To Stew Cold Venison*.—Make a gravy of what remains about the bones after cutting off the meat, a little strong unseasoned mutton-stock, and a bundle of fine herbs. When this is good, skim it, and add browned butter thickened with flour; also catsup, mixed spices, a little claret, and a spoonful of currant-jelly, if liked. Boil this till smooth, stirring it well, and put in the thinly-sliced venison. Let it only heat thoroughly, and, taking out the herbs, dish it, squeezing a lemon into the dish. Garnish with slices of lemon and fried sippets, or with cut pickles.

505. *To Hash Venison*.—Cut the meat as for other hashes, and soak till warm in its own gravy. Season and dish it with toasted sippets.—*Obs.* When the hashed venison is very lean, some cooks cut the firm fat of a neck of mutton into thin small slices, stew them first in wine and sugar, and add them to the hash. A large piece of cold venison, when it cannot be used otherwise, will make a good stew-soup, made as directed for dressed veal stew-soup—For *Roasting Venison*, see No. 21.—*Collops*, No. 55.

Made-Dishes of Hare and Rabbit.

506. *To Stew a Hare*.—Cut off the legs and shoulders, or wings, as they are sometimes called; cut down the middle of the back, and then chop each side into three or four pieces. Season these with mixed spices, and soak* them for some hours in a glassful of eschalot-vinegar, with three bay-leaves and some cloves. Make a pint and a half of

* The propriety of this and of all *marinades* is strongly doubted by some gastronomers of repute. They do not consider the foreign flavour imparted by the soaking as an equivalent for the native juices withdrawn.



THIS PAGE IS LOCKED TO FREE MEMBERS

Purchase full membership to immediately unlock this page

Get Smart

Over 2,000 years of
human knowledge in
797,885 volumes

Instant access
\$8.99/month

Continue

*Fair usage policy applies

bits, and warm these in good gravy, or in gravy drawn from the head, bones, etc. Season with mixed spices, an onion, savoury herbs, and a little wine. Pick out the onion and herbs, and serve the hash with toasted sippets.—*Obs.* Hare may also be dressed as directed for *braised* goose. See No. 520.

510. *Hare-Cakes*.—Mince the best parts of the hare with a little firm mutton-suet. Season the mince highly. Pound it in a mortar, and make up the cakes with raw eggs, as small cakes, or sausage-roll; flour and fry them, or do them in a Dutch oven.—See *Gateau de Lièvre*, No. 660.

511. *To Smother Rabbits*.—Truss them and boil them, throwing away the first water in ten minutes; *smother* them with white onion-sauce, melting the butter with milk or cream, that it may look very white.—*Obs.* In Scotland, rabbits used to be smothered in an onion-sauce made with strong clear gravy instead of melted butter; and though the dish looked less fine, it was at least equally savoury. Rabbits cannot be too slowly simmered. Those who dislike strong onion-sauce for this dish may use a part of apples, turnips, or bread. Celery, artichoke-bottoms, young pease, and French beans, are all used as ragouts for rabbits. Warren rabbits are far before tame ones for the table,—wild ones are better still. All should have the boiling water changed.

512. *To Fry Rabbits*.—Cut them in joints, and fry them in fresh butter, with dried parsley and a sprinkling of sage. Serve liver-and-parsley-sauce. Rabbits may also be *fri-casséed* as directed for chickens. They make an excellent pie, a good soup, and may be potted or jugged. See also *Curry, Pie, Rabbits à la Venetienne, etc.*

Made-Dishes of Poultry and Game.

See also pages 94 to 105, 112, 113; and Nos. 660 to 669.

513. *To Boil Fowls with Rice*.*—Stew a large white fowl in a little clear mutton or veal stock, seasoned with white

* This is quite the French dish *Poularde au riz*. Fowls *à la Turque* are much the same thing too, save that they are stuffed with seasoned rice, in roasting have the breast covered with layers of bacon, and are papered till done. No. 515 is much the same as the dish in French cookery called *Poulets aux huîtres*.

pepper, onion, and mace, in a close stewpan that will just hold it, and allow it room to swell. When it has stewed a half-hour, put to it a small cupful of clean, well-soaked rice. When tender, take up the fowl, keep it hot, and, straining the rice from the broth, place it on a reversed sieve to dry. Dish the fowl, and pile the rice in light heaps around it. Bechamel may be put over all. Serve parsley and butter sauce. Serve the soup separately.—See pages 72 to 74, and 77.

514. *Fowl with Mushrooms*.—Season and stew as above in a very strong gravy, with butter rolled in flour, and add a few button-mushrooms nicely picked. Serve mushroom-sauce or a white fricassée of mushrooms.

515. *Fowls with Oysters*.—Truss as for boiling. Put plenty of butter and a seasoning of mace and lemon-rind into them; tie them at neck and vent; line a nice stewpan with streaked bacon, and put in the fowls, breast downmost. Moisten with stock, and *braise* the fowls slowly. Meanwhile have a very nice thick oyster-sauce prepared with butter and cream; dish the fowls on this, and garnish with fried oysters and slices of lemon.—See *Howtowie, Scottish*, No. 737.

516. *To Farce a Fowl—a favourite old-fashioned English Dish*.—Having boned the fowl, stuff the inside with the following forcemeat:—A quarter-pound of minced veal, two ounces of grated ham, two of chopped onion and suet, a spoonful of shred sweet herbs, two chopped hard yolks of eggs, a teaspoonful of minced lemon-peel, mixed spices, and a little cayenne. Shred the several ingredients and beat the whole to a paste in a mortar, adding two eggs, to make them cohere. Stuff the fowl, sew it up, keeping it of the natural shape, draw the legs inside, and truss the wings. Stew it in clear stock, and, when nearly done, thicken the sauce with butter rolled in flour. When just ready to serve, add a little cream, squeeze a lemon into the dish, and serve the fowl with the sauce around it.—See *Quenelles*, and *Gratin, French Cookery*.

517. *To Ragout Poultry, Pigeons, Rabbits, etc.—a general Receipt*.—Half-roast the thing which is to be dressed as a ragout. Carve it into joints as at table, and stew in good stock, with a couple of onions, two dozen corns of allspice

and black pepper, a few cloves, a piece of lemon-peel, and for some things a slice of celery, for others a couple of bay-leaves. Skim the stew, and, keeping the lid quite close, let it simmer for three quarters of an hour or more, according to the age and size of the birds. Strain off the gravy, leaving the fowls in the stewpan to keep hot. Take off the cake of fat which will soon form, and thicken the gravy with brown *roux*, or butter rolled in browned flour till it is as thick as stiff pancake-batter. Add to it a glass of white wine and the squeeze of a lemon. Dish the fowls, ducks, or rabbits, whichever your dish may be, and pour the sauce hot over them, garnishing with fried bread.—*Obs.* The sauce must be well worked, and ought to be smooth, thick, and well coloured. It may be made without wine.

517². *Chicken-Cutlets*.—Cut the bone from the breasts and legs of two or three chickens. Skin the separated joints and fillets, and shape neatly, and season them with “chicken fixings”—*i. e.*, cayenne, mace, salt, and white pepper. Brush with egg, dip in melted butter and crumbs, and fry them in a *sauté-pan*, turning often. Meanwhile have a seasoned gravy drawn from the bones and trimmings, and a bit of lemon-rind. Strain it, add to it a little mushroom-powder, and thicken with butter rolled in flour, and a *liaison* of one egg. Dish the cutlets high, and pour the sauce over them.

518. *To Braise Chickens or Pigeons with Green Pease, Mushrooms, or Asparagus*.—Bone them, and stuff them with forcemeat, as at No. 516. Fry a few sliced onions in a stewpan; add to these the bones and other trimmings of the chickens, with a broken shank of veal or mutton, a fagot of herbs, a few blades of mace, and a pint of good stock. Cover the chickens with slices of bacon, and then with paper. Stew very slowly over embers, or on a stove, for an hour and a half. Take them up, and keep them hot. Strain the braise-gravy, and boil it down quickly to a jelly. Glaze the chickens with it, and serve with a brown fricassée of mushrooms, or over asparagus, or a *purée* of green pease.—See *French Cookery*, from No. 664 to 671.

519. *A Continental Method of Dressing Cold Roast-Fowls*.—Beat up two yolks of eggs with butter, mace, nutmeg, etc. Cut up the fowls, dip them in this, and roll the egged pieces



THIS PAGE IS LOCKED TO FREE MEMBERS

Purchase full membership to immediately unlock this page

SAVE \$3,999,994

Did you know we sell
paperback books too?

To buy our entire catalog
in paperback would cost
over \$4,000,000

Access it all now for
\$8.99/month

*Fair usage policy applies

Continue

mutton-suet, or veal-kidney fat. Sew up the necks and vents, brown the fowls in a Dutch oven, then stew them in stock till tender, and serve with mushroom-sauce, or melted butter and catsup; a fowl farced in this way may be larded in the breast, and roasted.—See No. 516.

523. *To Stew Giblets.*—Clean and cut them as directed for giblet-soup, p. 149. Season with mixed spices. Stew them till very tender in a little stock, and before serving thicken the sauce, and add a glass of good boiling cream to it. Young green pease may be added to this stew.

524. *To Pull Cold Turkey or Chickens.*—Skin them, and pull the meat off the breast and wings in long flakes. Brown these in a Dutch oven, basting with butter: or brown very quickly in a fryingpan, so as not to dry the meat. Drain from the butter, and simmer the pulled meat in good gravy, seasoned with mixed spices. Thicken the gravy. Meanwhile, have cut off the legs, sidesmen, and back. Season and broil these, and serving the *pulled* hash in the middle of the dish, place these neatly over and around it. Garnish with fried sippets. Turkey may be warmed as above; but the leg should be scored, peppered, and grilled, and the hash served under the *devil'd leg*.—See No. 27.

525. *To stew Pigeons brown.*—Season highly, and truss them with the legs inward. Return the livers into them, with a bit of butter and chopped parsley. Lay them in a small stewpan, with slices of bacon under and over them. Twenty-five minutes will cook them; serve well-seasoned brown gravy-sauce with them.—See Nos. 33, 42.

526. *To Ragout Pigeons.*—Clean and stuff them with a seasoning of mixed spices, salt, parsley shred very finely, a piece of fresh butter, and a few bread-crumbs. Tie them at neck and vent, half-roast them, and finish in the stewpan in good stock, to which a glass of white wine, a bit of lemon-peel, and a few fresh or pickled mushrooms may be put. Thicken the sauce with butter rolled in flour. Dish the pigeons, and pour it over them. Garnish with asparagus laid between the birds. This is almost the French "*Pigeons en compôte*."—*Obs.* Cream, or the beat yolk of an egg, may be put to this, and to any white ragout, taking care to prevent these ingredients from curdling. The pigeons may be stuffed with a forcemeat of the chopped livers, with bread-

crumbs, minced parsley, butter, spices, and a little cayenne, and dressed as a brown ragout, by browning them in the fryingpan previous to stewing, thickening the sauce with browned flour or *roux*, and adding to it a spoonful of catsup, or a glass of red wine. Some good cooks stew pigeons with *white cabbage*, cut as for pickling, serving the cabbage round the pigeons; or stew them in *brown* gravy highly seasoned, adding mushrooms or a little catsup. Others stew them with a lettuce quartered instead of cabbage. Pigeons *pot* very well, and are, though common, most excellent as a pie, either cold or hot.—N.B. The cabbage, when thus used with stewed pigeons, should be first *braised*. To *roast* or *broil* Pigeons, see pp. 103 and 112; *Pigeon Soup*, p. 146.

527. *Ducks with young Pease, a favourite Dish prepared in the best manner.*—Clean, truss, and singe the ducks, which about August should be plump though young. Season them with salt, pepper, cayenne and mixed spices. Place them between layers of bacon in a stewpan that will just hold them, and moisten them with a little stock. Stew them from thirty-five minutes to an hour, according to the size and age of the birds. Meanwhile parboil and afterwards fry three pints of the most delicate green pease with a half-pound of good bacon cut in bits. While the pease still retain their good colour, drain off all the fat, dust some flour over them; add a little water or stock, a bunch of parsley and young onions, some pepper and salt, and the ducks carved (if too large) into proper pieces. Serve the pease over the ducks, but let all fat be carefully skimmed off. Take out the parsley and onions before serving. This is much the same dish as the French *Canard à petit pois*.—*Obs.* The ducks may be roasted; but the stringy summer ducks that come with early green pease are much better dressed as above. Some persons will prefer the pease fried in butter instead of bits of bacon; and the dish, if not so rich, will be at least as refined. Chickens are excellent cooked in this manner, or with asparagus.

528. *To Stew Ducks with Cabbage.*—Stew cut cabbage in top-fat with seasonings. Par-roast a large fat duck, and then stew it in gravy well seasoned with herbs, onions, sage, pepper, and salt. Thicken the gravy, and serve the duck with the cabbage under it and the gravy or sauce in the

dish.—*Obs.* Ducks thus dressed may be served with mashed turnips, over an onion *purée* or *saur croute*.

529. *To Ragout Ducks.*—Put the gizzards, livers, necks, etc., to a pint of good strong beef-broth, or other well-seasoned stock. Season the ducks inside with salt and mixed spices. Brown them on all sides in a fryingpan, and then stew them till tender in the strained stock. When nearly ready, thicken the sauce with browned flour and butter, or brown *roux*.

530. *Another way.*—Clean, and season the ducks with pepper and salt inside. Par-roast them, and stew them in beef-gravy, with shred onions fried in the stewpan before the gravy is put in. When the ducks have simmered for twenty minutes, and been turned, put in a few leaves of sage and of lemon-thyme chopped very fine, or, in the season, a pint and a half of young green pease. When these are tender, thicken the sauce with *roux* or butter rolled in flour, and serve the ducks and pease together in a deep dish. *Obs.* When pease are not in season, a dozen of small button-onions may be first par-roasted and then stewed with the ducks; or sliced cucumbers and onions, first fried.*—See No. 527. In Ireland ducks are often boiled, and very good.

531. *To Hash Duck.*—Nothing hashes better than a fat roast-duck. Cut it into pieces as in carving at table, skin and soak these by the side of the fire in a little boiling gravy till thoroughly hot. Add a small glass of wine and a sufficient quantity of mixed spices, to give the sauce a high relish: or cut up the duck, add a gravy of the trimmings to some fried onions; thicken it, when strained, with butter browned with flour, stew the cut duck gently till ready, and, having seasoned the sauce, serve the hash on fried sippets.—*Obs.* A cold *goose* may be dressed in the same way, adding a little finely-shred sage and onion to the hash-sauce;—and the legs of the *goose* may be scored, seasoned, and grilled, as directed for a turkey, and served over the hash. Cold

* Fillets cut from the breast of plump under-roasted ducks (that have been stuffed with chopped young sage and onion before they were roasted), served in hot orange-gravy and the juice that flows from the birds, with cayenne and high seasonings, are esteemed a rare luxury by the skilful gourmand. This is a dish for the solitary epicure, not for the table. Wives, children, and friends have no portion in such dainties. It is, moreover, the French *Table Salmi*.



THIS PAGE IS LOCKED TO FREE MEMBERS

Purchase full membership to immediately unlock this page

Get Smart

Over 2,000 years of
human knowledge in
797,885 volumes

Instant access
\$8.99/month

Continue

*Fair usage policy applies

important rule is, to have good stock ; and the sole art consists in hitting the just medium in seasoning, or in suiting the tastes of the individuals for whom the curry is prepared. Our Indian friends must forgive us for just hinting that their censure of English *curries* is somewhat unqualified. We have elsewhere [No. 154] said that any positive *formula* for the preparation of curry-powders is quite as absurd as it would be to give every sort of ragout the same quantity of seasoning, consisting of the same ingredients. There are no prepared universal curry-powders for all purposes in India. The native cook suits his seasonings to the particular dish he is dressing, and the taste of his employers. Compound dry powders were adopted to suit voyagers six months at sea, where the ingredients could not be got fresh. Now that we may have green chilies, and when cocoa-nuts are selling in barrows on all our streets, with an endless variety of cultivated vegetables and fruits, acid and sub-acid, which India never knew, it is idle to talk longer of the superiority of the *native* curry-seasonings. In the first place, the kind of viand to be curried should be ascertained, and the seasoning in every case adapted to the character and quality of the meat. A curry of chicken, for example, and one of pork, or of cod, require very different powders, even with the helps or correctives the cook may administer in the course of her labours. We do not wish to become "an advertising medium" for particular Italian warehouses ; but many of them sell curry-powders which have at least a chance of being *fresh* ; and those scientifically prepared by chemists and sold in druggists' shops, are as good as any wholesale preparations of the same thing for every kind of meat can ever be. Besides, we never yet knew an old Indian who had not his own favourite recipe, *Delhi*, or *Felim's*, or Pottinger, or Bengal, etc., etc.

To Curry Meat or Chickens.—Cut up the chickens, fowls, rabbits, veal, lamb, fish, etc., etc., into pieces proper to be helped at table, and rather small than large. Fry this cut meat in butter, with sliced Spanish or button-onions, and a few chopped mushrooms, or mushroom-powder, till of a pale amber colour. When the meat is browned, add nearly a pint of good mutton or veal stock unseasoned ; and when this has simmered slowly for a quarter of an hour, or more if the fowls are old, add from two to three dessertspoonfuls

of curry-powder, or half powder and half paste, and a spoonful of rice-flour, both rubbed very smooth, and carefully stirred into the sauce. Rased cocoa-nut is a good ingredient in curry; so is acid apple. Put it in as thickening, using less rice-flour. When the curry is just ready, add a glass of thick hot cream, and either the juice of a lemon or a proportionate quantity of citric acid. Skim off all fat, and if the sauce be not rich enough, stir in, before dishing, a small quantity of melted butter. If the sauce be too thick, add a little stock to thin it. Serve boiled rice.

Our favourite Family Curry.—Cut from one to three pounds of lean mutton into cubes of about an inch and half. For each pound of meat fry two rather large mild onions in butter, and, when they are brown and pulpy, throw in the meat, and fry it for ten minutes, stirring and turning it round; add in the proportion of a dessertspoonful of curry-powder and of flour for each pound of meat, rubbing very smooth. Moisten with a very little stock or water, and stew slowly till the meat is quite tender. This is a mild curry. Cayenne, lemon-juice, and mushrooms may be added according to taste, and the curry may be made thinner. Serve boiled rice, Nos. 535 and 536.

Some cooks pound part of the meat and all the scraps to thicken the curry, and also boiled livers, etc. Others first marinade, in lemon-juice and sliced onion, the meat they curry.—*Obs.* Curry may be made of cold chicken, slices of dressed veal, lamb, hard-boiled eggs, macaroni, etc., and is an acceptable variety, in place of *toujours* hash, though very inferior to curries of undressed meat. Some cooks add a few small onions that have been cooked in broth; others a few capsicums or a fresh chili, which is peculiarly acceptable to those who like hot-spiced dishes.—See *Fish-Curry*, p. 187 and No. 757.

535. *To Boil Rice for Curry.*—Pick, wash, and soak good Carolina rice, and boil it quickly, in plenty of boiling water and an uncovered pot, till it be tender but not soft; drain it, and put it to dry before the fire. Either heap it lightly on a dish by itself, or if the dish of curry be small, it may be served round the dish, *en casserole*, with the curry in the centre.—*Obs.* To avoid hardness or over-boiling, some cooks shower cold water upon the boiled rice, and

set it to evaporate in an oven or before the fire, so that every grain may be distinct, and yet the whole tender enough to eat. When *over-boiled*, the rice may, after draining, be smoothed, brushed over with yolk of egg, and coloured in the oven,—though this necessity ought never to be courted. Handle it very lightly. Spooning spoils it,—toss it lightly up with two forks. It may be moulded in a shape, with the curry served in the heart of it.—See *National Dishes*, and No. 209.

536. *To Boil Rice nearly M. Soyer's, or the Reform Club way.*—Like ourselves, the *ex-Chef* of the Reform Club prefers Carolina to Patna rice. Wash what is wanted of the best Carolina rice in two waters. Throw it into sufficient boiling water and boil till three parts done, when drain. Butter the inside of a stewpan, into which tumble the drained rice: fix the lid tight, and set the stewpan on a trivet in a warm oven until the rice is quite tender. Dish it lightly. *Another approved way.*—Boil in water three pints to the half pound. When getting soft drain off half the boiling water, and replace it with cold. Add salt. Shake the rice briskly, to separate the grains. When done drain off the water, and place the pan of rice before the fire to swell and dry.

537. *Hindustanee Mode of Boiling Rice.*—After picking, soak the rice in cold water a quarter of an hour. Strain and put it into boiling water, which shall rise three inches above the rice. Cover, and boil about six minutes, skimming when necessary. Add a gill of sweet milk for each pound of rice, and in two minutes more remove the pot from the fire; strain without squeezing; return it dry into the pot upon a slow fire, pour over it half an ounce of melted butter mixed with a spoonful of the hot water in which the rice was boiled, and in six minutes it will be ready for table.—*From an Indian Correspondent.*

538. *Brain-Balls and Brain-Cakes for Made-Dishes.*—These may be made whether for lamb's or calf's head by the same process. Clear the brains of all the fibres and skins that hang about them, and, having scalded them, beat them up in a basin with the yolks of two eggs, a spoonful of bread-crumbs, another of flour, a little grated lemon-peel, and a small dessertspoonful of finely-shred parsley, and if



THIS PAGE IS LOCKED TO FREE MEMBERS

Purchase full membership to immediately unlock this page

SAVE \$3,999,994

Did you know we sell
paperback books too?

To buy our entire catalog
in paperback would cost
over \$4,000,000

Access it all now for
\$8.99/month

*Fair usage policy applies

Continue

dishes as *Hors d'œuvres*, *i.e.* relishes. *Canapés* are also made of skates' livers, and other things, as the above *Hors d'œuvres*.

542. *Pork-Sausages*.—Mince the fat and lean of pork, keeping out skins and gristles, and season it well with salt, black and Jamaica ground pepper, and chopped sage. Clean and half fill the guts, and fry the sausages. Sausage-meat of all sorts may be cemented with egg, and cooked either in rolls, *i.e.* *cannelons*, or in small cakes.

543. *Oxford-Sausages*.—Take equal quantities of veal and pork, mince them, and add a half of the weight of beef-suet; mix and season this well, as directed above, and add, if to be cooked the same day, a small quantity of the crumb of fresh bread, steeped in water.—*Obs.* A chopped anchovy is thought an improvement to these sausages. Lemon-peel, grated nutmeg, lemon-thyme, savory sweet marjoram, and basil, formerly used for these compositions, are now getting obsolete.

543². *Oxford-John*.—Cut thin small collops from a leg of mutton, and clear them of fat and sinews. Season to your taste, and put into a small stewpan in which a good lump of butter (proportioned to the collops) has been melted. Stir with a wooden spoon until the collops are three parts done, when add gravy in proportion to the quantity, a bit of *roux*, and a squeeze of lemon or a little of any flavoured vinegar you prefer. Simmer for five minutes and serve in a hash-dish with sippets. *Oxford-John of Venison*, No. 502, is a superb dish.

544. *Epping-Sausages*.—Take equal quantities of young tender pork and beef-suet. Mince them very finely, and season with salt, pepper, grated nutmeg, a sprinkling of sage, and some thin rind of bacon. Roll up with egg and fry.

545. *Imitation Bologna-Sausages*.—Take equal weight of bacon, beef, pork, and veal. Mince, and season high with pepper, salt, and sage. Fill a well-cleaned gut, and boil for an hour; or smoke and dry them for future use.

546. *Beauvilliers-Sausages*.—Mince what quantity of fresh pork will be necessary; mix with it equal to a quarter of lard; add salt and fine spices; fill the skins and tie them; hang them in wood-smoke for three days; then cook them

in *bouillon* for three hours, with salt, a clove of garlic, thyme, bay, basil, parsley, and young onions; when cold, serve upon a napkin.

547. *Smoked Scotch-Sausages, to keep and eat cold.*—Salt a piece of beef for two days, and mince it with suet. Season it highly with pepper, salt, onion, or eschalot. Fill a large well-cleaned ox-gut, plait it in links, and hang the sausage in the chimney to dry or smoke.* Boil it as wanted, either a single link or altogether. *No onion, if to keep.*

548. *Common Beef-Sausages.*—These are made of minced beef, with seasonings, and a proportion of suet. The crumb of a penny-loaf, soaked in water, is allowed to every three pounds of meat, before filling the skins.

549. *Savaloy.*—Take a piece of tender pork, free from skin and gristles, and salt it with common salt and a little saltpetre. In two or three days mince it, and season with pepper, chopped sage, and a little grated bread. Fill the gut, and bake the savaloy for a half-hour in a moderate oven. If to be eaten cold, let the meat lie a day or two longer in the salt.—*Obs.* Sausage-meat may be broiled in a veal-caul, as a cake, first pressing it to a flat shape. It may be reddened with a little saltpetre. If to be used immediately, oysters, mushrooms, etc., may be put to sausages to heighten the flavour. See *Boudins, French Cookery.*

549². *Roll of Beef, Veal, or Lamb.*—Mince finely or beat from two to three pounds of the lean of juicy beef, with either a pound of good fresh streaky bacon or beef-suet. Season rather highly with salt, pepper, nutmeg, the grated peel of a lemon, a small teaspoonful of minced thyme, and a minced eschalot. Mix thoroughly well. Roll up in good shape; wrap in double folds of buttered paper; cover with water paste as in roasting venison, and bake for two hours. For lamb or veal use bacon always; and mushrooms will be found an improvement. Uncase, and serve with a sauce suitable to the meat employed, as cucumber or tomatia with lamb.

* Some of these sausages used to be made when a *Mart* was killed: they formed an excellent article of supply for the hill, the moor, or the boat; and in the Hebrides and remote parts of the Highlands they still hold an honoured place in the wide open smoky chimney. Bologna-sausages labour under the calumnious imputation of being made of asses' flesh. It is said the celebrated Fetter-Lane sausages owed their flavour and fame to sweet basil.

550. Devils and Diablotins.

THOUGH what go by the ugly name, devils, are often served at supper or luncheon, they are most commonly considered as provocatives and stimulants,—a relish with wine, or a spur to a jaded appetite. Their preparation must accordingly vary with the momentary tastes or necessities of the consumers. The only indispensable attribute of the common familiar cock-crow devil for the *rere-supper*, is scorching heat, and tear-compelling pungency. Devils are made of the legs, rumps, backs, and gizzards of cold turkey, goose, duck, capon; and of all kinds of game, particularly the backs of moor-game, which have a peculiarly stimulating bitter; and also of venison, veal, and mutton kidney, fish bones (p. 165), and of biscuits or rusks. The meat to be dressed in this way must be scored, that the seasonings may find suitable places of retreat. The seasonings, which consist of salt, pepper, cayenne, and curry, mushroom, anchovy, or truffle powder, must be administered at the discretion of the consumer. It is a good mode to have the things seasoned at table, and then sent to the kitchen-fire. The *devils* must be broiled on a strong clear fire, and served in a hot-water dish, or one with a spirit-lamp. When not served *dry* as a relish with wine, the proper sauces for devils are grill-sauce, anchovy-sauce, or any very piquant sauce. Dry toasts or rusks are a proper accompaniment to devil'd poultry, etc.*

* The following receipt for the preparation of *devils* is the best that has yet been disclosed; for in this philosophic and amateur department of cookery profound mystery has hitherto been observed: "Mix equal parts of common salt, pounded cayenne, and curry-powder, with double the quantity of mushroom or truffle powder. Dissect a brace of woodcocks (if under-roasted so much the better), split the heads, divide and subdivide the legs, wings, back, etc., and powder all the pieces with the seasonings well mixed. Bruise the trail and brains with the yolk of a hard-boiled egg, a very little pounded mace, the grate of half a lemon, and half a spoonful of soy. Rub these together till they become smooth, and add a table-spoonful of catsup, a glass of Madeira, and the juice of two Seville oranges. Throw this sauce, along with the birds, into a silver stew-dish to be heated by a lamp. Cover it close, and keep gently simmering, occasionally stirring, until the flesh has imbibed the greater quantity of the liquid. When you have reason to suppose it is completely saturated, throw in a small quantity of salad-oil, and stirring it all once more well together, serve it round instantly." The only remaining direction the writer of this admirable receipt gives, is, that as in picking the bones your fingers must necessarily be impregnated with the flavour of the devil, you must be careful, in licking them, not to swallow them entirely. These *devils* are nearly the French *Tables Salmis*.



THIS PAGE IS LOCKED TO FREE MEMBERS

Purchase full membership to immediately unlock this page

Get Smart

Over 2,000 years of
human knowledge in
797,885 volumes

Instant access
\$8.99/month

Continue

*Fair usage policy applies

Britanny Toasts were made of chopped salad-herbs, with salad-sauce. *Veal-kidney Toasts* were rather a luscious mess; the minced kidney, seasoned with eschalot and parsley, and mixed with egg and bread-crumbs, was in fact a piquant forcemeat spread on a toast, which was baked and served hot. *Ham Toasts* were made thus:—The slices were soaked to freshen them, in the first place, when this was needful, or the ham was minced. Afterwards they were soaked in a stewpan in butter and seasonings for a few minutes; the toasts were fried in the same pan. The slices were drained and dished hot on the toasts, and a little hot gravy, with pepper, salt, and vinegar, poured over them. There were toasts still more *recherché* made of fat livers, skate-livers, etc., all appropriate to the *rere supper* of old convivial times, but scarcely admissible into the cookery of modern regularly-constituted families. See *Hors d'œuvres, French Cookery*, No. 678².

555. *Ramakins*.—Take equal parts of sound Cheshire and double Gloucester cheese and of fresh butter, and having crumbled or grated the cheese, beat the whole to a paste, with three or four raw yolks of eggs, and the crumb of a new French roll previously soaked in hot milk. Mix the paste with the whites of two of the eggs first well whisked. Season with a little salt, pepper, and pounded mace. Fill small paper pans, or very small saucers, half-full with the mixture, and bake the ramakins in a Dutch oven. Serve them quite hot, which is peculiarly requisite for every relishing preparation of cheese.—*Obs.* This batter is also served over boiled macaroni; or with stewed celery, asparagus, cauliflower, or brocoli. Stilton, Parmesan, or Greuyere cheese will make a more relishing ramakin where expense is not considered.—See *Fondu, French Cookery*, No. 678, and No. 553.

556. *Pastry Ramakins*.—Take any bits of puff-paste that remain from covering pies, tarts, etc., and roll them lightly out. Sprinkle grated cheese of any rich high-flavoured kind over them. Fold the paste up in three, or only double it, but sprinkle every fold with grated cheese. Shape the ramakins with a paste-runner to any shape, and bake and serve them hot on a napkin or as *relishes*. This is almost the French *Brioche au fromage*.

557. *To Dress Macaroni in the best way.*—Wash it well, and boil it slowly in water, till it is plump and tender, but not soft,—from twelve to fifteen minutes. Strain it, and add strong well-flavoured stock to it. When quite tender, season it with white pepper and cayenne, and when soft, but not broken, put it into the dish and serve over it in layers, grated Stilton, Parmesan, Greuyere, or other piquant cheese, in the proportions of six or eight ounces to half a pound of macaroni. Brown it in a Dutch oven.—N.B. The more cheese, the more piquant is the macaroni. The old ewe-milk cheese of the Scottish Border we have found an admirable substitute for Greuyere. This dish is fashionably made *en timballe*. The timballe-shape is lined with slices of bacon, which are taken off before the macaroni, moulded in paste, is turned out and served, either with a brown sauce, or with gravy in the dish.—*Obs.* Instead of gravy-stock, butter is often used. It may also be covered with ramakin-batter, or boiled with milk instead of water, or stewed in white ragout-sauce, with a little chopped lean ham. The grated cheese may also be laid in layers mixed up with the boiled macaroni, when, having dished it, strew fine bread-crumbs lightly over the top, and pour melted butter on the crumbs through a colander. Brown it in a Dutch oven, as above, or with a salamander. — See *Macaroni Pudding, and Sughlio*.

558. *To Pot Cheese.*—Cut down half a pound of good sound mellow Stilton, with two ounces of fresh butter; add a little mace and made-mustard. Beat this well in a mortar, and, pressing it close in a potting-can, cover with clarified butter if to be long kept.—*Obs.* Curry or anchovy powder, cayenne, or pepper, may all be added to the cheese, and we consider them more suitable than mace.

559. *Toast and Cheese.*—Pare the crust off a slice of bread cut smooth, and of about a half-inch in thickness. Toast it, but do not let it wither or harden in the toasting. Butter and cover the toast with slices of sound fat Stilton, Gouda, or Dunlop cheese of the first quality. Lay the toasts on a cheese-toaster, and notice that the cheese is equally done. Pepper, salt, and made-mustard are to be added at discretion.—*Obs.* The toasts may be covered with the cheese previously grated or chopped, which will facilitate the equal

melting of it; or the cheese may be toasted on the under side before being put upon the bread.

560. *Cheese-Fritters*.—Pound good cheese with bread-crumbs, raw yolks, rasped ham, and butter. Make this into small oval balls; flatten, dip in stiff fritter-batter, No. 882, and fry them.

561. *Savoury Cheesecakes*.—Take four ounces of butter, four of good grated cheese, four beat eggs, a little cream, salt, and pepper; mix, and bake in paste cases.

562. *Braised Cheese*.—Melt some slices of any rich mild cheese in a small dish over a lamp or over steam. Add butter and pepper, and mustard if chosen. Have ready a soft toast in a hot-water dish or cheese-dish with a hot-water reservoir, and spread the cheese on the toast.

563. *Welsh-Gallimaufry*.—Mix well, in a mortar, cheese with butter, and mustard. Add wine, flavoured, and vinegar, or any such ingredient admired, *ad libitum*.

564. *A Scotch-Rabbit*.—Cut, toast, and butter the bread, as in No. 559, and keep it hot. Grate down mellow Stilton, Gouda, Cheshire, or good Dunlop cheese; and, if not rich, put to it some bits of fresh butter. Put this into a cheese-toaster which has a hot-water reservoir, and add to it a small glassful of well-flavoured brown-stout porter, a teaspoonful of made-mustard, and pepper (very finely ground) to taste. Stir the mixture till it is completely dissolved, brown it, and then, filling the reservoir with boiling water, serve the cheese, with hot, dry, or buttered toasts, on a separate dish.—*Obs.* This is one of the best plain preparations of the kind that we are acquainted with. Some gourmands use red wine instead of porter; but the latter liquor is much better adapted to the flavour of cheese. Others use a proportion of soft putrid cheese, or the whole of it in that state. This is, of course, a matter of taste beyond the jurisdiction of any culinary dictator. To dip the toasts in hot porter makes another variety in this preparation.—Rasped Parmesan is largely used by Italian and French cooks to flavour ragouts and soups, and many dishes of vegetables. It is seldomer employed in our insular cookery than it should be.



THIS PAGE IS LOCKED TO FREE MEMBERS

Purchase full membership to immediately unlock this page

SAVE \$3,999,994

Did you know we sell
paperback books too?

To buy our entire catalog
in paperback would cost
over \$4,000,000

Access it all now for
\$8.99/month

*Fair usage policy applies

Continue

it. They may be poached in butter or gravy, and neatly served in silver tablespoons. See Nos. 674², 675, 676, and 737.

567. *To Fry Eggs*.—Carefully break the eggs into a small fryingpan, in which is melted butter, and have ready some butter fried in another pan to ladle over them. Fry them at a good distance above the fire.—See No. 51.

568. *Mushroom and Egg Dish*.—Slice, fry, and drain some large onions, and a few button-mushrooms. Slice hard-boiled eggs, the yolks and white separately, and either simmer the whole in fresh butter with pepper, salt, mustard, and eschalot-vinegar, or in good gravy. Put in the sliced yolks last, and only let them remain about a minute. Serve very hot, and garnish with curled parsley and a few light rings of the white of the eggs.

569. *Swiss Eggs*.—Mix two ounces of grated cheese and two of melted butter with six beat eggs. Season with salt, pepper, shred parsley, and young onions. Cook the mixture lightly in the fryingpan. Brown the upper side with a salamander, and serve very hot.

570. *To Butter Eggs*.—Beat six eggs well up in a basin. Set two ounces of fresh butter to melt in another basin placed in boiling water. Stir the eggs and butter together; add pepper and salt, and a finely-minced onion, if it is liked. Pour the mixture into a small saucepan, and toss it over a slow fire for a few seconds, then pour it into a large basin; *skink* the mixture backwards and forwards, setting it on the fire occasionally, but keeping it constantly briskly agitated till thickened. Serve on toasts, or as an accompaniment to salt fish, or red herrings. This is the Scotch *rumbled eggs*, and the French *œufs brouillés*.

571. *Scotch Eggs*.—Five eggs make a dish. Boil them hard. Shell and dip them in beat egg, and cover them with a forcemeat made of grated ham, chopped anchovy, crumbs, mixed spices, etc. Fry them nicely in good clarified dripping or lard, and serve them with a gravy sauce separately.—*Obs.* Eggs may be boiled half-hard, peeled, wrapped in puff-paste, dipped in egg and crumbs, fried and served as a corner-dish or supper-dish. Eggs for a small dish may also be boiled hard, sliced, and served in a white ragout-sauce,

dishing them with a whole yolk in the middle. Curled slips of bacon, toasted sippets, fried parsley, mushrooms, etc., form appropriate accompaniments and garnishings to dishes of eggs.—See *French Cookery for other Preparations of Eggs*, Nos. 674², 675, 676, and 737.

572. *An Omelet*.—Beat up six eggs with salt, pepper in fine powder, a large spoonful of parsley very finely shred, half the quantity of chives or green onions, a small bit of eschalot, if liked, some grated ham or tongue; or if for *maigre* days, to which this dish is considered appropriate, lobster-meat, the soft part of oysters, shrimps, or grated cheese, may be used. Let the several things be very finely minced or rubbed through a sieve, and well mixed with the batter, adding a large spoonful of flour and some bits of butter. Fry the omelet in plenty of very hot butter in a nice fryingpan, or better, omelet-pan, stirring it constantly with a spoon till it firm, and then lifting the edges with a knife, that the butter may get below. It must not be overdressed, or it will get tough and dry. Carefully turn the omelet, by placing a plate over it, and slip it into the fryingpan to brown on the other side: or, without turning, brown with a salamander, or hold the pan before the fire till the *raw* is taken off the upper side:—double it, trim, and serve very hot.—*Obs.* A more delicate but less relishing omelet may be made by seasoning the batter with lemon-peel, mace, nutmeg, etc., and using neither meat nor fish. Some cooks put a little pulped apple, or mashed potato, to omelets; others flavour them with tarragon and mushroom-powder. Omelets may have grated ham, minced roast-veal, kidney, or grated Parmesan cheese, sprinkled over them. In the old French cookery, omelets were garnished with anchovies, fat livers, red herrings, and all the pungent herbs used for toasts. To a simple omelet, the squeeze of a lemon or Seville orange is an improvement. *Sweet omelets* are made by rolling up apricot-jam, or any suitable preserved sweetmeat, in fine pancakes.—See Nos. 879 and 958.

573. *Asparagus and Eggs*.—Beat three or four eggs well with pepper and salt. Cut some dressed asparagus into pieces the size of pease, and stir them into the eggs. Melt two ounces of butter in a small stewpan, and, pouring in the mixture, stir it till it thicken, and serve it hot on a toast.—

Obs. Eggs may be made into a pie, using mince-pie meat with the hard-boiled chopped eggs. They may be served as a *vol-au-vent*, or with sippets, etc. Eggs may be filled with a relishing forcemeat, using the hard yolks as a part of the *farce*. Of "the three hundred ways" of cooking eggs, we have given enough. The cook must use her discretion in the variations upon eggs and omelets.—See Nos. 51, 675, 676, 677, and 737.

574. *Vol-au-vent*.—With a paste-runner cut puff-paste which has got six turns and been doubled, into the shape of the dish in which the *vol-au-vent* is to be served. Lay it on a baking-tin with a ledge, and ornament and brush it over with yolk of egg. Open it lightly all round with the point of a knife, leaving an edge, and when baked in a sharp oven, open the place marked, without breaking the top; scrape out all the inside paste, fill with any white fricassée, as chickens, rabbits, sweetbreads, or with scollops of turbot or cod, fillets of soles, etc., and replace the top.—*Obs.* One main use of a *vol-au-vent* is, that it gives a handsome form to things left cold. For second courses, *vols-au-vent* may be fancifully marked round the border in a wreath of leaves, and have sweetmeats or delicately-dressed vegetables served in them.

575. *Edgings to Dishes*.—These are made (to serve made-dishes in) of bread, rice, mashed or small peeled potatoes, hard-boiled eggs, sliced beet, lemon, etc., and also ornamented pastry edgings: and for sweet dishes (served in glass or china) of small drop-biscuit, caramelled fruit, nuts, or almonds, stuck on with candied sugar. These edgings, and *casseroles*, *croustades*, *casserolettes*, and other *garnitures*, are most suitable to French dishes.

576. *Bread-Borders*.—Take firm stale bread, cut the crumb into slices of the thickness of the blade of a knife; stamp those slices into any form; heat pot-top oil in a stew-pan, and put in the sippets; fry them some white and some brown. When crisp, drain and dry them; and put them up separately in paper cases according to form and colour. When they are wanted, pierce the end of an egg, let a little of the white out, and beat it with the blade of a knife; mix a little flour; heat your dish a little; dip one side of the



THIS PAGE IS LOCKED TO FREE MEMBERS

Purchase full membership to immediately unlock this page

Get Smart

Over 2,000 years of
human knowledge in
797,885 volumes

Instant access
\$8.99/month

Continue

*Fair usage policy applies

Scoop out the crumb; fry these crusts or cases in butter or top-fat; drain, dry, and line them with *gratin* (No. 693), and fill with any fresh or re-dressed ragout. They are made small also. Moulds of this kind are made in Scotland of mashed potatoes (waxy ones are best, or a little flour may be added to them). These small *potato-crusts* may be made as Westphalia loaves, No. 225, and filled with any mince, and piled up in the dish pyramidically. What in cookery we call *rolls* and *loaves* are much the same as *croustades*.—See also Nos. 81, 86, and 262.

580. *Fairy Butter*.—To six hard-boiled yolks add a half-pound of fresh butter, and the same weight of sifted sugar. Pound this with a spoonful or two of orange-flower water to keep it from oiling, and squirt it, or rub it through a tightened cheese-cloth, or sieve. It may also be forced through the cloth in delicate coral-like wavy threads, by tying the cloth over the butter, twisting a stick made fast to a hook or door-lock in the cloth, and wringing out the butter on the dish it is to garnish. It is served over ham and bread for breakfast, and for garnishing; or by itself, as a little dish, garnished with savoury jelly.—See Nos. 601, 1201.

. We must at the close, as at the beginning of this Chapter, again state, that if it be impossible to teach the simplest processes of plain cookery, by written directions, to the uninitiated or imperfectly instructed, it is not less so to teach the business of the Pastry-cook. *Vols-au-vent*, for example, of whatever size, *timbales*, or *casseroles* of rice, and a long list of such showy and tasteful articles, must be seen done to be properly understood; and also require both aptitude to learn, and the frequent practice which alone can give the requisite manual dexterity.

CHAPTER II.

A COMPENDIUM OF FRENCH COOKERY,
REVISED AND ENLARGED;

CONSISTING OF

RECEIPTS FOR SOME OF THE MOST APPROVED ENTRÉES AND
ENTREMÊTS, SOUPS, FISH, SAUCES, AND PASTRY.

La gloire de la cuisine Française remplit l'univers entier!
Le Gastronomes Français.

Muse, sing the man that did to Paris go,
That he might taste their *Soups*, and *Sauces* know.—DR KING.

It will save much trouble, to admit at once, that the French are the greatest cooking nation on earth. They, at least, insist that it is so, and perhaps they may be in the right. This much is certain, that in France alone the culinary art is regarded as an exact science, of which every one understands something, and feels pride in his knowledge. French cooks, no doubt, like French milliners and perfumers, like to magnify their art, and, like other professional people, sometimes make a mighty fuss about trifles, to keep up a show of doing work. How grandly that superlative coxcomb, M. Carême, for example, speaks of his art! Hear him on the decorations of the *aspic*, the *aspics à la moderne*, and his own designs for them:—"These designs," he says, "belong to the highest walk of art, and attest our modern taste. Whilst inferior cooks compose their decorations with an infinity of trifling details, signifying nothing, mingling five or six colours to form a single decoration, which thus becomes truly insupportable." It is, however, a good rule of Carême and his modern brotherhood to have decorations of *two* colours only. Both French *home* millinery and cookery are greatly refined in *colouring*, and really in advance of the rest of Europe. It must also be allowed that the various branches of economy connected with the kitchen are well understood; and that the art of making the most and best of every thing is diligently practised. The causes of the acknowledged superiority of the French it is not our present

business to investigate; our main concern being with those matters in which this confessed excellence consists. But there is one cause of superiority so important that it must be mentioned,—namely, the extreme patience and anxiety with which the most restless people in the world, upon all other occasions, attend to culinary processes. A French cook will give a half-day to the deliberate cookery of a dish, which an English one would toss off in a half-hour; and will watch the first *popple* of his stewpan as if it were the last pulse of life. Any one who has seen a French cook attending to the *velouté*, preparing the *Mayonnaise*, decorating a salad, or pounding *quenelles*, as if life and death depended on his function, may have some idea of the importance of his art in his own estimation. Another evident cause of French superiority is the comparative plenty of game, fine herbs, and vegetables, mushrooms, truffles, etc.; the cheapness of poultry, and of wines of high flavour; and also, paradoxical as it may seem, the high price of fuel in France.

So scientifically is the culinary art understood by our neighbours, that a French kitchen, previous to a grand dinner, is a perfect arsenal of *consommé*, *gravies*, *glaze*, *roux*, and *mixed spices*, all prepared in the best, and generally in the most economical manner; for, however it may be in this country with those ministers of vanity imported to English kitchens by luxury and ostentation, economy, we say it again, is thoroughly understood in France. Though objections are brought to the high relish of French dishes, we will venture to affirm, that the receipts given in our English Cookery Books, with their heterogeneous mixture of a thousand and one ingredients, are not only more expensive, but less simple than those of Beauvilliers or Balaire. We speak not of Carême; he was the *Chef* of emperors and millionaires. But if *bonne chère* is so well understood by our neighbours, *bon gout*, in all matters connected with the table as with the *fête*, is their undoubted *forte*. They study to propitiate the eye. It is their pride to present the humblest fare in an appetizing form. The French are allowed to excel in soups and *entrées*, and in the refined preparation of sauces. They have also more and *better* ways of dressing vegetables than are practised by us, by which they can, at small expense, add to the variety, fulness, and good appearance of a table. Their modes of cookery, by *braising*, dressing in a *blanc*, or in a



THIS PAGE IS LOCKED TO FREE MEMBERS

Purchase full membership to immediately unlock this page

SAVE \$3,999,994

Did you know we sell
paperback books too?

To buy our entire catalog
in paperback would cost
over \$4,000,000

Access it all now for
\$8.99/month

*Fair usage policy applies

Continue

salmon—both *à la* something or other—fills the centre of the table, and constitutes the solid part, there are arranged round it four highly-dressed *entrées*; or, if economy is studied, two *entrées*, and two more of vegetables dressed. We give two examples by M. Soyer:—

Bill of Fare for a Dinner for a party of two or three ladies.

—Centre, fillets of soles *à la Hollandaise*, and round this, two lamb cutlets, with pease; a fillet of game, with a *purée* of mushrooms; two *quenelles* of rabbits with truffles; and half a partridge in *Salmi*.

A plainer Bill of Fare for a gentleman or two.—In the centre a slice of cod and oyster-sauce round it.—*Entrées*, 1st, Two mutton-cutlets, *à la Reforme*; 2d, Four Jerusalem artichokes, *à la Bechamel*; 3d, Fried potatoes; 4th, Minced beef, with *sauce piquante*.

Recherché Bill of Fare for a small Anglo-French Dinner.

—Centre, a slice of salmon, *en matelote*. *Entrées*—1st, Two fillets of grouse, *à la Bohémienne*; 2d, Two escalopes of beef, with *poivrade-sauce*; 3d, Two croquets of chicken, with a *purée* of fat livers; 4th, A veal sweetbread, *à la Financière*.

For larger Anglo-French dinners, with six *entrées*, may be served soup—the indispensable *potage*—fish of some kind (dressed with a particular sauce having a fine name), and *removes*, which consist of all manner of roasts, fries, and stews; a loin of veal, with celery, or roots; neck of veal, with Brussels sprouts; breast of veal, with pease; calf's head dressed in several ways, or as turtle; beef-tongues stewed, etc. Turkey, pheasants, hare, game and poultry, etc., are all proper *removes* of top and bottom dishes. Side-dishes, or *flancs*, consist of such things as small hams; tongues glazed and dressed in various ways; loins and necks of veal, mutton, and lamb, in many ways; spring chickens, with asparagus or mushrooms; ducklings, with green pease; hot small pies, of several sorts; casseroles of rice, of various kinds, suitably filled. The *flancs* ought properly to consist of one *solid* dish; but it is often convenient to dispense with so many *solid* pieces; and in this case some of the *hors d'œuvres* may occupy the place flancs ought to take in a fully furnished table. If so, the pastry cases of the particular article ought to be made larger than when *hors d'œuvres*

are handed round; and more of them should be placed in the dish. We shall give a bill for a French-English dinner, which ought to content the great Carême himself.

Top.—Hare soup, *à la St George*. *Remove.*—Boiled Turkey, with celery-sauce.—*Epergne*. *Bottom.*—Slices of turbot, with lobster-sauce. *Two Flancs.*—Tongue glazed, and neck of lamb *à la Maître d'Hôtel*. *Four entrées* for the corners.—1st, *Tendons de veau*, with tomata-sauce; 2d, Fillets of chickens, with cucumbers; 3d, *Salmi* of grouse; 4th, Fillets of rabbit, with mushrooms. Sauces and vegetables on the side-table.

For the Second Course.—*Top.*—A pheasant with cresses. *Bottom.*—Smaller birds of some game sort. *Two Flancs.*—Nesselrode pudding; and a pyramid of pastry. *Entremêts*, 1st, Pine-apple jelly; 2d, *Bavaroise* of apricots; 3d, Pears in rice; 4th, Omelets *à la Célestine*.—These bills may be multiplied and varied *ad infinitum*.—Besides the divisions of dishes we have enumerated, the French-English kitchen has its Fish, its Vegetable, and its *savoury* dishes. In France the *savoury* dishes are served in the first course only; but in England they are, at convenience, served with either the first or second course; and are equally appropriate to luncheons, collations, *dejeuners à la fourchette*, and suppers. Large *savoury* dishes consist of large game-pies; cold tongues ornamented, cold hams decorated, *galantines* of different sorts, cutlets of mutton, veal, or lamb, dressed in various ways: cold and hot *savoury* pies; salads of all sorts of game and of lobsters; *Mayonnaise* or *gratins* of lobster, soles, and oysters; cold salmon and trout, cooked in a *marinade*; and an endless number of *savoury* and piquant things in character resembling *hors d'œuvres*, but differing in size, and in the manner of serving.

The above gives a general idea of the *grand divisions* in French cookery. In that cookery there is much that is admirable, and in the cooks themselves much that is fantastical or positively absurd. Yet a French salad is a very good preparation, though there are so many trifling, elaborate, and really nonsensical ways employed to decorate it. English cooks must use their discretion in adopting those finical and endless fillets of egg and anchovies, and bits of carved carrot, alternated with morsels of beet, which the

simplicity of good taste disclaims altogether, as much as it does the profusion of bows and *cocques* of ribbon, bits of fringe, and gimp, a button here, and a tag there, of French milliners. The great Carême seems to have a chaster taste in *garnitures* than most of his contemporaries; yet the minister of pampered luxury and boundless wealth, of the Emperor Alexander and of Rothschild, cannot be the best model or guide for the cook of a modest English family of middle rank, nor even for families of higher station. This much premised, and these needful cautions given, we proceed to our compendious exposition of—the FRENCH CULINARY SYSTEM.

581. First Step in French Cookery: Stock-Broth, or Grand Bouillon.

THIS foundation of soups and sauces is prepared exactly as directed in Nos. 59 and 60 of this work. Study these receipts; and read the receipts which follow them. French, like English cooks, have two foundation gravies or sauces,—*white* and *brown*, which are continually in requisition in the kitchen. We give the most choice of what are considered their best sauces, where these are not already given in our Chapter, SAUCES, from being now, under their French names, familiarized in the English kitchen, and in frequent use.

582. *Grand Consommé, the second step in systematic French Cookery.*—Take a knuckle of veal, a shin of beef, any fresh trimmings of veal, giblets, poultry, rabbits, or game, or an old fowl, or brace of partridges. Cut these in pieces (except such as you wish to serve as dishes,) and put them into a nice clean stewpan with a bunch of parsley and young onions, and, if the flavour of foreign cookery is admired, a clove of garlic. Moisten this with fresh stock, and let the meat *sweat* over a slow fire till heated through. Then prick it with a sharp-pointed knife to let the juices flow out, and add as much boiling stock as will suit the quantity of meat you have. Skim this, and let it simmer for three hours. Let it settle. Skim and strain it.—*Obs. Consommé*, wholly of poultry or game, to suit dishes of fowl or game, may be made as above without using beef. For such gravy a little lean ham is an improvement, and for game *consommé*,



THIS PAGE IS LOCKED TO FREE MEMBERS

Purchase full membership to immediately unlock this page

Get Smart

Over 2,000 years of
human knowledge in
797,885 volumes

Instant access
\$8.99/month

Continue

*Fair usage policy applies

have, the white part of two carrots, and a bunch of young onions. When you have got all the juices out of this, and it is just ready to *catch*, moisten it with *consommé* and season with a small fagot of sweet herbs. When all the strength is got from the meat, let the gravy settle, skim it, strain it, and reduce by quick boiling till it is nearly a jelly. Meanwhile mix three spoonfuls of rice-flour with three half-pints of cream; and when this boils, pour it to your sauce, and boil till the *velouté* is of a proper consistence and very smooth. Work it well, continually lifting it high by spoonfuls and letting it fall, and do this till it is cold, to prevent a skin from gathering on it. It will take probably more flour; and butter may be substituted for part of the cream. It should be smooth as velvet, as its name imports.

587. *Sauce à la Bechamel*.—Take as much *velouté* as you choose, and moisten it with *blonde de veau*. Mix with this a pint of boiling cream, or what quantity you wish; flavour with seasonings suited to the dish you intend to sauce. See No. 279.

588. *Brown Italian-Sauce*, or *Italienne Rousse*, a favourite French Sauce.—Take two spoonfuls of chopped mushrooms, one of parsley, half a one of eschalot, half a bay-leaf, pepper and salt to taste. Moisten with *Espagnole*, No. 585, and stew the vegetables. Add more pepper, if necessary, and the quantity of *consommé* required to bring the sauce to the proper thinness. Strain it.

589. *Italian White-Sauce*, or *Italienne Blanche*.—Use *velouté* instead of *Espagnole*. This is all the difference between the white and brown *Italian-Sauce*.

590. *Sauce à la Maître d'Hôtel*.—Melt a quarter-pound of butter, and thicken it with flour; add in the stewpan a little scalded and finely-minced parsley, salt, pepper, and afterwards a squeeze of lemon. Work it well with a wooden spoon to make it smooth. It should not be made till wanted.

Another and better Maître d'Hôtel Sauce.—To two glassfuls of Bechamel, put one of white-stock. Boil this up, and stir in three ounces of *Maître d'Hôtel butter*; when the butter is melted, it is ready.

590². *Maître d'Hôtel Butter*.—Mix four ounces of butter,

with two spoonfuls of chopped parsley, salt, a saltspoonful of white pepper, and the juice of two small lemons.

591. *Sauce Hachée*.—Take of chopped mushrooms and gherkins a spoonful each, half a spoonful of scalded minced parsley, with pepper, salt, and vinegar. Moisten with a little *consommé*, or with brown Italian-sauce.

592. *French Sauce à la Tartare*.—Mix a minced eschalot and a few leaves of chervil and tarragon finely minced, with a teaspoonful of made-mustard, a glass of vinegar, and a sprinkling of oil. Stir this constantly, and, if necessary, thin it with more vinegar.

592. *Sauce Tournée*.—Moisten some white *roux* with *consommé* of poultry or *blonde de veau*, till it is thin. Stew in it a few chopped mushrooms, parsley, and onions. Skim and strain the sauce.—For *Roux*, see No. 253.

594. *Sauce à la Pluche*.—Blanch and drain some curled young parsley and a little tarragon. Put to this a pint of *velouté* and a half-pint of clear *consommé*. Stir in a bit of butter; work it well to make it smooth. *Obs.* This is a proper French sauce for lamb's head.

595. *Sauce à l'Allemande*, or *German Sauce*.—Thicken *Sauce Tournée* with the beat yolk of an egg or two, according to the quantity. This sauce is extensively used for dressed-meat dishes.

595². *To make a liaison à la Française, for sauces and vegetable dishes*.—Beat up three yolks of eggs with a quarter-pint of cream: strain through a tammy, and use to thicken and whiten.

596. *Sauce à la Matelote for Fish*.—Take a large pint of brown *roux* heated, or of *Espagnole*; put to this six onions sliced and fried, with a few mushrooms (or a little mushroom catsup), a glass of red wine, and a little of the liquor in which the fish was boiled. Give it a seasoning of parsley, chives, a bay-leaf, salt, pepper, allspice, and a clove. *Skink* it up (using a large spoon), to make it blend well. Put veal-gravy to it, if wanted more rich, or a good piece of butter. Strain it, and, if wanted exceedingly rich, add small *quenelles* (forcemeat-balls) made of ingredients proper for a fish-dish, glazed onions and mushrooms, a little essence of anchovy, and a squeeze of lemon. Serve over stewed carp or trout.—

Obs. This sauce is exceedingly admired by some fish-eaters; indeed, fish served with it is preferred by them to all other ways of dressing fish.

596². *Sauce Hollandaise for Fish.*—Melt a quarter-pound of butter, into which stir by degrees the beat yolks of two eggs, the juice of a lemon, white pepper and salt previously mixed with a little milk or cream. Stir diligently to prevent curdling, and add more melted butter, about a half-pint; half this quantity of eggs and butter will be enough for a small sauce-tureen.

597. *Common Sauce à la Matelote.*—Take a heaped spoonful of minced parsley, chives, and mushrooms, and give them a fry in butter. Dredge them with flour, and moisten with *consommé* till sufficiently thin. When stewed a few minutes, add gradually the beat yolks of two eggs, and take care they do not curdle.—*Obs.* This is a cheap, general, useful sauce for mutton-cutlets, palates, and sweetbreads, as well as for fish. Beauvilliers' *Matelote* is made of *Espagnole* reduced, small onions fried in butter, and dressed mushrooms and artichoke-bottoms. It is an excellent composition.

598. *Remoulade.*—Pound the hard-boiled yolks of two eggs in a mortar, with a little sour cream, or the raw yolk of an egg, a teaspoonful of made-mustard, pepper, salt, cayenne, one spoonful of vinegar and two of oil. Rub this salad-sauce through a sieve, and it is ready.

599. *Salmi Sauce à l'Espagnole, a Game Sauce.*—This is a sauce of high relish. Fry in butter, over a slow fire, three eschalots chopped, a sliced carrot, a bunch of parsley, some bits of bacon, and a sprig of thyme. Let them just *catch*, and moisten them with Madeira. Let this reduce a little, and add to it any trimmings of the game, and a little *Espagnole*. Let this stew till it is very good; season it with salt and pepper; skim and strain it. This sauce is served over *salmis* of partridge, duck, etc.

600. *Poivrade-Sauce.*—Cut six ounces of ham into bits, and fry them in butter with a few sprigs of parsley, a few young onions sliced, a clove of garlic, a bay-leaf, a sprig of sweet-basil, one of thyme, and two cloves. When well fried over a quick fire, add pepper, cayenne, celery, if you like, a little tarragon-vinegar, and a half-pint of *consommé*. Let



THIS PAGE IS LOCKED TO FREE MEMBERS

Purchase full membership to immediately unlock this page

SAVE \$3,999,994

Did you know we sell
paperback books too?

To buy our entire catalog
in paperback would cost
over \$4,000,000

Access it all now for
\$8.99/month

*Fair usage policy applies

Continue

rub them through a sieve, and finish with boiling cream.—See No. 267.

605. *La Ducelle, Beauvilliers' Receipt*—Mince mushrooms, parsley, young onions or eschalots, equal quantities of each, put some butter into a stewpan with as much rasped bacon; put them upon the fire; season with salt, pepper, fine spiceries, a little grated nutmeg, and a bay-leaf; moisten with a spoonful of *Espagnole* or *velouté*; let it simmer, taking care to stir it; when sufficiently done, finish it with a thickening of yolks of eggs well beaten, which must not boil; the juice of a lemon is not necessary, but may be added. Put it into a tureen, and serve it with any thing that is served *en papillote*.

606. *L'Aspic, or Savoury Ornamental Jelly*.—Make the jelly-stock of fowls, knuckles of veal and ham, rabbits, or whatever gelatinous meat is convenient. Flavour it with vinegar, in which a large fagot of aromatic herbs has been boiled, as basil, burnet, tarragon, and chervil. Season with aromatic spices. Strain the jelly; let it cool; take off the top; keep back the sediment, and clarify it with the whites of four eggs well whisked in it, and their broken shells. Continue to whisk it over the fire till it look curdled and white, then draw it to the side of the stove, and throw cloths over it. When quite settled, clear and bright, strain it off gently, and keep the jelly to use in garnishing dishes.—*Obs.* If for moulding, the jelly must be made very stiff. This jelly does to ornament fish, lobster-salads, and dressed dishes of various kinds. If for meat-dishes, the jelly must be seasoned so as best to suit the kind of viands it is to garnish, whether ham, turkey, cold game, etc. It must be run through the jelly-bag till very clear and amber-coloured.—See No. 174.

N.B.—The other popular sauces used by the French—as Bechamel, Mayonnaise, etc.—are either the same as our own that go under similar names, or the difference is pointed out in the receipts given for them in our Chapter, SAUCES.—See *Obs.* Nos. 268, 274, 289, etc.

607. French Soups.

SOUPS, under the French names, or what is the same thing, under a different name, though the same soup, are so

common at English tables, that the best part of them will be found in our Chapter, SOUPS. There are still a few entitled to a place here.—See also Nos. 68, 72, 63, 64, etc.

608. *Potage au Riz, or Rice-Soup*.—Have a strong, clear, *bouillon* (No. 59 or 63) of veal or beef, or of a mixture of these meats, made as directed for stock-broth. Put a sufficient quantity of this (well seasoned) boiling into a tureen, in which are two ounces of warm rice, prepared as directed for Mullagatawny, in Chapter, NATIONAL DISHES.

Another way which makes two Dishes.—Boil a neatly-trussed large fowl or capon in *grand bouillon* with two cloves, two onions, a fagot of sweet herbs, and salt. Skim it well to make the soup clear. Serve the fowl with a little great salt sprinkled on the breast (*au gros sel*), and a spoonful of the clear soup about it. Strain the soup on boiled rice, taking out the onions, cloves, and herbs; and put a little brown gravy or browning to it to improve the colour.—See Nos. 66 and 98.

609. *Potage de Lévrants à la Saint George*.—(Carême's receipt for Hare-soup, named from St George the Patron Saint of England.)—"Take the fillets from two leverets, cut up their carcasses, and sweat them with a little fresh butter over a slow stove, mix in a spoonful of flour, and let them sweat a few minutes longer; then add half a bottle of champagne, one of claret, and four ladlefuls of *consommé*, a pottle of mushrooms, a truffle cut in quarters, two onions, and a bunch of parsley tied up, with half a bay-leaf, a little thyme, basil, marjoram, and savory, whole pepper, two cloves, mace, cayenne, and a clove of garlic. Let this boil gently by the side of a stove, and skim it; strain, and reduce it one-fourth, and when serving put it into the tureen in which you have placed the fillets of the leverets *sautéd* in escalopes (cut in scollop shapes and fried), and thirty small quenelles made of the flesh of a partridge, with three pottles of mushrooms turned, cut in ribbons; and four truffles sliced and *sautéd* in butter. The ingredients composing this soup require much care that they be perfectly done, and of a relishing flavour. The soup must not boil, or the escalopes will become hard."

610. *Potage au Vermicelli*.—Prepare four ounces of vermicelli by blanching it, and boiling it in broth. Make the

soup of *grand bouillon*, of *blonde de veau*, or *consommé*, or a part of each. Let the previously-cooked vermicelli boil in it five minutes, and no more.—See No. 66.

611. *Potage à l'Italienne, a Brown-Soup*.—Cut young carrots and turnips in scrolls like ribbons; and some white of leeks, two heads of celery, and three onions in fillets. Fry these in butter; moisten with enough of strong, clear, deep-coloured gravy-stock, and some *blonde de veau*. Season with salt, and serve on toasted crusts previously soaked in a little stock.—See No. 81.

N.B.—If the roots are old, blanch them. This, in the season, is made a sort of vegetable hotch-potch, with cut green lettuce and other vegetables.

612. *Potage à la Baveau, a clear Brown-Soup*.*—Scoop out yellow turnips the size of marbles, with a root-scoop. Blanch and boil these in a clear strong *consommé* with a little browned sugar. Colour the soup deeper with veal-gravy or more browning, and serve it on grilled crusts.

612². *Potage Anglais à la Rothschild*.—(In honour of Baron Rothschild.) Put into a stock-pot two slices of ham, a turkey three-parts roasted, and somewhat coloured, also a partridge, a knuckle of veal, and the necessary beef-stock; let this *consommé* be skimmed; add the skins of a pound of truffles, a pottle of mushrooms, two onions, a carrot, a head of celery, and two leeks, the whole sliced; half a bay-leaf, a little thyme, basil, savory, marjoram, a little grated nutmeg, cayenne pepper, and two cloves. When it has boiled gently five hours, mix with it two whites of eggs beaten up with half a pint of hock, take it off the fire, and a quarter of an hour after strain it through a napkin; set it again on to boil, and pour it afterwards into a tureen containing some quenelles of fowl, with essence of mushrooms mixed in them; cocks' combs, and kidneys, and twenty small white mushrooms.—*Carême*.

613. *Potage au Choux, Cabbage-Soup*.—Parboil three firm white small cabbages. Drain them, and *braise* them in top-fat, with a few slices of bacon and seasonings. Drain them again from this fat; quarter them, and slide them into

* The French sometimes brown their carrots and turnips in butter, and rub them through a sieve if for carrot or turnip soup.—See Nos. 63, 64.



THIS PAGE IS LOCKED TO FREE MEMBERS

Purchase full membership to immediately unlock this page

Get Smart

Over 2,000 years of
human knowledge in
797,885 volumes

Instant access
\$8.99/month

Continue

*Fair usage policy applies

pan in the gravy. When firmed with frying, moisten with good stock and a pint of red wine, and season with parsley, young onions, salt, pepper, a few mushrooms or catsup, or mushroom-powder. Let the meat stew slowly till done, and skim off the fat. Now lift all that is good of the hare, and also the bacon that you put aside, into a clean stewpan. Strain the gravy over this, and next put to the *civet* the bruised liver, the blood, and some small mushrooms and onions ready cooked. Do not let it boil fast, and stir lest the blood curdle. Put the gravy in which the mushrooms and onions were cooked to the *civet* when it (the gravy) has been well boiled down.—*Obs.* If cooking for palates trained on the Continent, add to the seasonings a bay-leaf, a sprig of thyme, and one or even two cloves of garlic. The *civet* is similar to the old Scotch hare-soup. Pick out the herbs and serve.

618. *Civet of Roebuck*.—Make this exactly as *civet* of hare, but without the blood of the animal. Use for it small cutlets of the neck and breast. It is an admirable way of dressing lean, dry venison.—See No. 503.

French Made-Dishes of Beef.

619. *Bœuf à la Flamande*.—See No. 394.

620. *Bœufs de Chasse*, No. 410; *Beef-Steaks with Potatoes*, No. 39.

621. *Palais de Bœuf à l'Italienne*, *Beef-Palates with Italian-Sauce*.—Rub the palates with salt; parboil and skin them. Cut them into scollops, not too large, and stew them very slowly in a brown Italian-sauce well thickened by previous boiling down. Add a squeeze of lemon, and serve them.—*Obs.* This will be found an exceedingly good way of dressing palates. See also Nos. 395, 406, and 588.

622. *Entre Côte de Bœuf*.—By this is meant what lies under the long ribs, or those thick slices of delicate meat which may be got from between them. Cut this into narrow steaks. Flatten and broil these, and either serve the steaks *à la Bif-tik Anglais*, No. 38, or with *Sauce hachée*, No. 591, under them.

623. *Langue de Bœuf en Miroton*.—Cut a cold skinned

tongue into nice round slices. Heat them in *Espagnole* (No. 585), adding pepper, salt, and a little stock. Dress them hot round a dish, each slice leaning on the edge of the other, which is usually called *en miroton*. They may be glazed if liked.

624. *Langue de Bœuf à la Braise, Tongue braised*.—Clean a large tongue, as directed, No. 397. Parboil and skin it, and lard it all across with *lardons*, season with cooks' pepper. Put it in a stewpan that will just hold it. Cover it with good stock, and a glass of wine. Season with a bay-leaf, two cloves, two carrots, and three onions, and with any trimmings of veal, poultry, or game, you have. Put paper over it, and hot embers over the lid, and stew it slowly with fire under and over for two hours and a half. Garnish with the roots, and sauce the tongue with the strained gravy seasoned, to which add a little *Espagnole*.—N.B. This is of a very high *gout*. So are the following:—

625. *Stewed Rump of Beef with glazed onions, à la Française*.—Bone and lard a rump of from twenty to twenty-five pounds, slantways, with *lardons* of bacon six or seven inches long: put the sawed bone, four or five pounds of trimmings of the meat, and a pound of ham, into a stewpan of the proper size. Add three onions, two carrots, a turnip, a head of celery, a leek, a bunch of parsley, and one of sweet herbs, with four bay-leaves, a dessertspoonful of peppercorns, and two blades of mace. Put in a pint of water, or rather more, to prevent the cut-meat from burning, and, when the gravy has become a glaze, put in the rump, and fill up the stewpan with water, and a little salt added. Let it simmer for six hours. With a packing-needle try if the beef is done: previous to this, have ready eighteen onions of middle size, blanched, and browned in butter in a sauté-pan, with a half-ounce of pounded sugar: cover them with stock when browned, and let this simmer till it becomes a thin glaze. Have, also, eighteen slices of carrot, and eighteen bits of turnip, shaped like small pears, and prepared as the onions. Dish the rump. Dress the vegetables round it; but have ready a gravy for it made of the glaze of the vegetables, a quart of brown-gravy, and a pint and a half of stock. Season this with pepper and salt, and reduce by a rapid boil, and pour it over the vegetables and onions.

Glaze the top of the beef; brown it lightly with a salamander, and serve.

Another French Mode, or aux Oignons Glacés.—Stew the rump as above, but prepare three dozen of onions; raise a border of mashed potatoes round the dish, and dress the onions on this, with a very small, dressed Brussels cabbage upon each onion, or a head of asparagus. Put a quart of brown-sauce into a stewpan, the glaze of the cooked onions, and four spoonfuls of tomata-sauce. Boil it quickly for five minutes; pour it over the onions; put the beef into the dish, and glaze the top of the beef, and brown with a salamander. The Brussels sprouts, very green, may either be laid alternately with the onions, or one above each onion. The stewed rump may also be served with *Tomata-sauce*, and the dish ornamented with a very white cauliflower at each end.

To Dress a Cold Stewed Rump.—Cut slices a quarter of an inch thick. Trim them neatly; soak them till heated through in a little *consommé*; or glaze them, after heating through in an oven, and serve with *Tomata-sauce*, or *sauce piquant*. The above *Grosses Pièces* are of course for large or sumptuous dinners; but they may be cooked on a smaller scale, and the stew-liquor may form the sauce. The larding may also be omitted. For *Ox-Tails in the French Manner*, see No. 401.

626. *Gras Double, i. e. Tripe, to Dress.*—Take the fattest double tripe, well cleaned, and repeatedly scalded and scraped. Boil it in water two hours, and clean it again; then stew it in a *blanc* from four to six hours. Cut it in fillets, and serve it in white Italian-sauce.—See No. 16.

Veal.

627. *The French Manner of Dividing and Dressing the Fillet.*—The fillet is formed of three distinct parts; the large fat fleshy piece inside of the thigh, which the French call the *noix*. Of this they make a principal first-course dish. The piece below this they call the *under noix*, and the side part the *centre noix*. Of the principal *noix* they make a *fricandeau*, or a small roast, by stuffing and skewering this piece, to which in a cow-calf the udder is attached; or they fry it, *à la Bourgeoise*. Of this piece they also make cutlets, and *grenadins*. The *under noix* they use for pie-



THIS PAGE IS LOCKED TO FREE MEMBERS

Purchase full membership to immediately unlock this page

SAVE \$3,999,994

Did you know we sell
paperback books too?

To buy our entire catalog
in paperback would cost
over \$4,000,000

Access it all now for
\$8.99/month

*Fair usage policy applies

Continue

which a weight is laid, and when cold cut them into the shape you want, but let each not be above an inch and a half in size. Egg and crumb the bits, and fry them in a sauté-pan, of a golden brown; and serve with a sauce made of six spoonfuls of white-stock, two of chopped mushrooms, and an onion parboiled and chopped, with salt and pepper to taste. A glass of white wine may be put to the sauce, which may be thickened with yolk of egg, and improved by cream. *Tendons* are dressed and dished under various names. Our No. 639 is a very good mode. They may be dished with a potato-paste border, or with sippets fried and *glazed*, or not. They are also served cold, over different sauces, as *Poivrade* or *Pauvre Homme*. We have said more of this pretty dish than we should have done, if the *tendons* of large veal were not often lost by remaining underdone when the brisket is stewed; which, besides, cooks much better when they are cut out.

629³. *To Curry Calf's Head à la Francaise*.—Prepare the head as Nos. 456, 457, 458, 459. Boil a pound of rice as for curry, and dress it pyramidically in the centre of a dish. Have ready a sauce made of two acid apples and four mushrooms sliced; a sprig of thyme, a few sprigs of parsley, a blade of mace, and four cloves. Fry these in two ounces of butter, and, when browned slightly, rub to this a large tablespoonful of curry-powder. Stir well in, and add three pints of white sauce. Boil the whole for fifteen minutes, strain into another stewpan, add white pepper, a little cayenne, and salt, and pour it hot over the hash of the head kept warm. Serve the pyramid of rice, with the top flattened into a well, in which the brains, cooked as No. 631, are laid. For Indians, or others, more curry-powder or curry-paste will be required, and many will prefer *brown* to *white* sauce. Instead of mushrooms, rasped cocoa-nut may be put in with the meat. See *Note*, No. 154, and No. 534.

630. *Calf's Brains à la Ravigote*.*—Skin the brains, and carefully remove all the fibres. Soak them in several waters. Parboil in salt and water, with a glass of vinegar, for

* We do not consider these dishes of much importance; but where there is a table to furnish every day, and a cook who delights in her office, such elegant trifles may be found useful; and where good dinners are constantly given, and sauces prepared at any rate, the expense is nothing.

ten minutes; and, when firm, divide and fry them. Serve with *Ravigote-sauce*, No. 603.

631. *Calf's Brains à la Maître d'Hôtel*.—Boil the brains as above, with a little butter in the water; don't fry them. Fry some bread cut like scallop-shells. Dish the brains divided, with the bread between, and cover with a *Maître d'Hôtel sauce*, No. 590. Another pretty dish of brains may be made by serving very green fried parsley in the middle of the dish, and the brains around, *saucing* with browned butter, sharpened with Chili vinegar. See No. 538.

632. *Boudins of Cold Veal à la Reine*.—Chop cold roast-veal, leaving out skin, gristles, etc. Season with white pepper, salt, lemon-grate, and a little lemon-juice. Heat the mince in *velouté*, or any white sauce, and, when cold, roll it up into *boudins* about the size of small sausages. Brush these with beat eggs, and strew with bread-crumbs till they are well crumbed. Fry of a fine brown, drain and serve them with fried parsley.

633. *Calf's Ears*.—The French dress these in various ways;—*farced* with dressed forcemeat,—with a white Italian sauce, or *à la Ravigote*. Clean them, cook them in a *blanc*, No. 697, dip them in eggs and crumbs with seasonings, and fry them of a fine brown colour: Or dip in a light frying batter, and fry. Garnish with fried parsley. *Fat* sauces would be improper with such gristly tender meats as calf's feet or ears, or sheep's or lamb's trotters.—As a specimen of finical or false ornament in French cookery, we may mention calf's ears cut in tendrils or fringes, and a peeled plover's egg—a rich jewel!—deposited in each ear.

634. *Ris de Veau aux Mousserons*,—*Veal-Sweetbreads, with Mushrooms*.—Choose sweetbreads large and white. Soak them and blanch in boiling water till they firm. Cut in nice pieces, and stew them in a little *velouté*, with mushroom-sauce,* ready prepared. Take them up. Boil down the sauce, and, when well reduced, thicken with beat yolks of eggs, and season with a little blanched parsley, nicely minced, and a squeeze of lemon. They are also served with young pease, or mushrooms; or are egged, crumbed, and fried.—See No. 639.

* The French rub this sauce, celery, onion, etc., through a sieve; so that these sauces are all *purées*, *i. e.*, smooth, and of pulpy consistence.

635. *Calf's Liver, with Fine Herbs.*—Cut a sound white liver into oblong slices less than an inch thick. Form these into the shape of hearts about two inches broad, dredge them with flour, and put them to fry with onions, mushrooms, parsley previously shred, and stewed in butter, pepper, and salt. Fry all this gently till ready, and dust it with more pepper. Keep the pieces hot, put a little broth or gravy to the herbs to moisten them, and stew for three minutes, and serve over the liver, which must be dished in form, arranging the bits neatly.—*Obs.* This dish is often served for the *Dejeuner à la fourchette*, and must then have a spice of cayenne, be highly seasoned, and served very hot.—See Nos. 54 and 452.

636. *Blanquettes of Veal.*—Cut a cold roast loin or shoulder of veal into small pieces, using only the white part. Trim away the browned outside, and fat, and mince the veal. Stir it till warm in *velouté* well reduced; but do not let it boil. Thicken with the beat yolk of an egg or two, and add a squeeze of lemon when ready to serve.—See Nos. 464 and 465.

637. *Blanquettes with Cucumbers.*—Cut cold veal as above into scollops, and heat them in *sauce tournée*. Quarter and cut four or five cucumbers also into scollops. Cook these also in *sauce tournée*. Drain them; reduce the strained sauce; thicken it with the beat yolks of two eggs. Put in a little hot cream, salt, and a bit of sugar. Serve the sauce over the meat and cucumbers, neatly dished.

638. *Blanquettes à la Paysanne.*—Prepare the veal as above in scollops. Heat the meat in a reduced *sauce tournée*. Thicken with egg, and season with minced parsley, and, before serving, add a good squeeze of lemon. These preparations may be served in dishes with borders.

639. *Cold Sweetbreads.*—Cut them into scollops or square bits. Stew them in strong gravy till heated through. Fry scollops of bread: dish, placing the meat and bread scollops alternately, and garnish with fried parsley.

640. *Veal Cutlets à la Chingara.**—Cut and trim cutlets

* These were the favourite cutlets of the NABOB. JEKYLL preferred cutlets *à l'Italienne*, &c. e., dipped in butter, nicely broiled, and served with white Italian-sauce.



THIS PAGE IS LOCKED TO FREE MEMBERS

Purchase full membership to immediately unlock this page

Get Smart

Over 2,000 years of
human knowledge in
797,885 volumes

Instant access
\$8.99/month

Continue

*Fair usage policy applies

garlic and fillets of anchovies; roast it, and serve with Spanish or garlic-sauce. If for English palates, first blanch the garlic in several waters, until it becomes mellow.—See from No. 467 to 477.

645. *Cotelettes à la Soubise, Soubise Mutton-Cutlets*.—Cut chops from the ribs, or cutlets from the leg, rather thick than otherwise. Trim off the superfluous fat, and *sweat* them in a stewpan in strong gravy or butter-sauce, with green onions, parsley, pepper, and salt. When thus cooked, take out the herbs, and reduce the sauce nearly to a glaze. Drain the cutlets. Dish them very hot with the sauce in the middle, and a dozen small onions around, cooked as directed, No. 262.—*Obs.* *Soubise*-cutlets used to be larded, and *braised* in bacon with all sorts of herbs; but since fattening sheep and other animals became better understood, there has been a considerable revolution on the side of refinement even in French cookery. The cutlets may be served with French beans, or cucumbers.

646. *Cotelettes à l'Italienne* and *au Naturel*.—These are nearly the same. Cut, trim, and dip the chops in butter and bread crumbs. Broil them a little. Put pepper and salt over them, then butter and crumbs again, and broil till ready. Press out the fat between folds of hot paper, and serve with *Brown Italian-sauce*.

647. *Cotelettes à la Minute, or in their Juice, for Dejeuners à la fourchette*.—Take rather thin slices from the gigot, as in carving a roast leg. Put them into a thin-bottomed fryingpan in which is hot butter. Turn them continually. Keep them hot in a dish by the fire; and put into the pan a little gravy and a few chopped herbs, stewed as for *Venetian* cutlets, No. 642; give this a toss, and skim and serve it round the hot cutlets.

648. *Rognons de Mouton, or Mutton-Kidneys*.—These are also served at the *Dejeuner à la Fourchette*. Skin and split a dozen kidneys without wholly separating them. Pin them out with small wire skewers to keep them open; rub them with a little salt and pepper; dip them in butter, and broil first the inside, that, when turned on the grill to be finished, the gravy may be preserved. Dish on a hot dish, and lay a very little chopped blanched parsley and butter over each.—*Obs.* In France these are also dressed as a mince, stewing

the mince in butter, draining and serving it in a well-reduced Italian brown-sauce with a very little champagne.—See Nos. 398, 478.

649. *Beef-Kidneys* are dressed as above, and served at the *Dejeuner à la fourchette*.—N. B. With brains, kidneys, and liver, always use cayenne.

650. *Haricot Brun*, or *à la Bourgeoise*.—Brown mutton-chops in the fryingpan. Make a *roux* of the butter in which they were fried, with a little more butter and browned flour. Add a little veal-gravy, or good *consommé*, well seasoned, and some bits of turnip, with parsley and green onions. Skim the sauce often to clear it of fat. Have some turnips scooped into small balls ready boiled, as for soup *Baveau*, No. 612. Put them with the chops into a clean stewpan, and strain the sauce over them. When the sauce looks clear and brown, and the turnips are done, dish the chops round, and serve the sauce and turnip-balls in the middle. Cold mutton is dressed as haricot in the same way.

651. *Hachis de Mouton à la Portugaise*.—Prepare the meat as for any hash. Heat it in a thick, well reduced *Espagnole*, with butter, pepper, and salt. Serve with eggs over it, poached rather hard, and with dressed onions between, *en cordon*, or chain-wise.

652. *Minced Mutton with Cucumbers*.—See No. 485.

653. *Pied de Mouton à la Sauce Robert*—*Sheep's Trotters*.—Cook the cleaned trotters in a *blanc*. When slowly stewed till tender, bone them. Roll them in cooked forcemeat. Dip them in thin frying batter, and fry them.—*Obs.* They may also be stuffed with forcemeat, and *braised*, and so served. Serve with Robert sauce.—See No. 480.

654. *Pieds d'Agneau*, or lamb's trotters, are dressed as above.—See No. 480.

655. *Cervelles des Moutons*—*Sheep's Brains*. These are dressed exactly as No. 631, but more pungent seasonings are proper.—*Obs.* Of mutton the French also make *fricandeaux*, *mortadelles*, or large sausages, *grenadins*, and many other dishes. See *Sheep's Tongues*, No. 481.

656. *Cochon de Lait au Moine blanc, en Galantine*.—Prepare the pig as directed at No. 20. Bone it all except the

head and feet; but take care not to break the skin. Make a forcemeat of any degree of richness you choose, of veal, beef, suet, calf's udder, etc. Mince basil, thyme, and sage, and add also panada; beat eggs to bind. [Read *Quenelles, French Cookery.*] Give plenty of spices. Now proceed as directed for *godiveau*. Lay the boned pig on a cloth, and cover it inside with the forcemeat. Rasp some ham over all. Try to keep the pig as near its natural shape as possible. Sew it up. Bind it in a napkin with tape, and boil it in stock seasoned with roots and herbs. When unswaddled, after two hours' slow boiling, wipe it dry, and serve with brown *Espagnole*, or if cold, on a napkin.*

657. *Jambon à la Broche*.—Take a Bayonne or other ham, sound, fresh, well-selected, and at least twenty pounds weight. Trim it all round. Steep it for two or three days according to the saltiness.—See No. 10. If to be very superior you must steep it in Spanish wine. Cover it all over with slices of lard, and lay it in a cradle spit. It must have a slack fire for at least five hours, and be basted frequently with hot water to freshen it, and dilate the pores, which basting with wine would contract. When nearly ready remove the skin and cover the surface lightly with fine bread-crumbs.—For *Sauce*, boil down the wine in which the ham was steeped, and put to it the gravy which will flow from the ham when taken from the spit, and the juice of two lemons. Skim this and serve all hot. The above is one of the precious receipts of the Society of the *Caveau Moderne*. If any one choose to attempt this piece of extravagance, a good Yorkshire or Westmoreland ham, well cured, will answer his purpose quite well. Our *authorities* all speak

* Dr REDGILL, whose experiments on pig, from first to last, were extremely interesting, totally lost one stuffed pig by overboiling; and had another considerably injured by the sewing tearing the skin. But his final success was triumphant; and he wrote down as a canon of cookery, that all *stuffed* meats, as pig *au moine blanc*, haggis sausage, etc., are not to be boiled by their apparent size, but by their solidity; as forcemeats of any kind will cook in a third or even a half less time than a joint of meat of the original compact texture. The sewing should be the stitch surgeons use in sewing up wounds. If the cook would avoid the catastrophe of her pig, goose, or haggis bursting she will boil these important articles in a napkin on a fish-drainer, that, if an accident do occur, ready help may be administered. Silk thread is more apt to tear the integument than any other thread; the cook should therefore for her purposes use soft thread made of cotton.—See *Pig's Cheek, National Dishes*.



THIS PAGE IS LOCKED TO FREE MEMBERS

Purchase full membership to immediately unlock this page

SAVE \$3,999,994

Did you know we sell
paperback books too?

To buy our entire catalog
in paperback would cost
over \$4,000,000

Access it all now for
\$8.99/month

*Fair usage policy applies

Continue

let these just heat in *Bechamel-sauce*, or serve them as *blanquettes*, *i. e.*, as a mince.—See No. 636.

French Dishes of Hare, Poultry, and Game.

660. *Gateau de Lièvre*, *i. e.*, *Hare-Cake for the Second Course*.—Prepare the hare as directed at No. 35, and save the liver and the blood. Scrape the meat from the skin and sinews, and mince with it the liver, a piece of a calf's liver, and a good piece of the best part of an undressed ham. Pound the whole to a paste with a little cold stock, or with any hare or game-soup. Add equal to a third part of the whole bulk of rasped lard. Again pound the whole well together, with salt, pepper, young onions, and parsley, previously blanched;—give a seasoning also of one spoonful of brandy, and No. 334. Mix with the pounded meat six or eight eggs, one by one, and, if foreign cookery is admired, the expressed juice of a clove of garlic. When the whole is exceedingly well pounded and mixed, line a stewpan with slices of lard, and put the forcemeat over it to the thickness of an inch and a half, and quite level and smooth. Then put in another layer of lard, pistachios, and truffles, all cut in strips and neatly laid down like mosaic; then again the forcemeat an inch and a half thick. Cover with slices of bacon, and then with paper. Close the pan, and bake the cake slowly for two hours, or for three, if you have a cake of three layers of forcemeat. Let it cool; dip the mould or pan in hot water to loosen the cake, and turn it out. Serve on a napkin. Garnish to your fancy. It makes a handsome *dormant* dish.—*Obs.* Hare is also dressed in France as *cotelettes*, *boudins*, *etc.*

661. *Rabbits à la Venetienne*, *i. e.*, *with fine Herbs*.—Carve two white young fat rabbits neatly, and brown the pieces in butter with some rasped bacon and a handful of chopped mushrooms, parsley, and eschalot, with pepper, salt, and allspice. Rub a teaspoonful of flour into a little *consommé*, and pour this into the stewpan with the rabbits. Stew slowly till they are cooked; skim and strain the sauce, and serve it hot about the meat, with a seasoning of cayenne and a good squeeze of lemon.—Nos. 503, 506.

662. *Dindon en daube*.—Truss the turkey as for boiling.

Have lardons seasoned with salt, pepper, fine spices, and herbs. Lard the breast and the thighs. Put slices of bacon in a braising-pan, and place the turkey on these with a cut hock of ham, and a calf's foot broken, the trimmings of the turkey, five onions, stuck with four cloves, three carrots, two bay-leaves, three or four sprigs of thyme, a bunch of parsley, and young onions. Lay slices of bacon over the turkey; moisten with four spoonfuls of melted butter; cover with three rounds of buttered paper, and let it simmer slowly for five hours; take it from the fire, but do not lift it for another half hour, that it may not get dry. Strain the gravy and boil it down. Beat an egg well in a saucepan, and pour the gravy (or jelly rather) into this. Whip it well; put it on the fire; when just come to boil, place it on the side of the furnace; cover it with a lid which will bear embers over it; let it remain for a half-hour with embers over; strain again, and with this jelly cover the dished turkey. *Lièvre en daube, the same.* Turkey stuffed with truffles, or *Dindon aux Truffles*, is now imported, ready to cook.

663. Fowl à la Chingara,

A favourite small dish.

Cut a fat white fowl in four, across and down the back. Melt a bit of butter in a stewpan, and lay four slices from a good part of an undressed ham in the pan. Place the cut fowl on this with a little water, and stew it very slowly on embers. When done, drain off the fat. Pour over the glaze, which will have formed at the bottom, a little *Espagnole*, and rub in a little cayenne, salt, and pepper. Meanwhile have ready *four* toasts. Fry them in the fat you poured off the fowl, dust them with pepper and salt, and serve them between the slices of ham, on each slice of which a quarter of the fowl is to be laid. See No. 640.

664. *Fowls à la Ravigote*.—Roast the fowls, and serve them with *Ravigote-sauce*.

665. *Poulets à la Tartare*. Roasted young fowls with *Tartar-sauce*.—See Nos. 592, 27, and *Turkey en galantine*.

665². *Fowl à la Campire*.—Slit the breast of a roasted fowl to let the juice flow out; lay thinly-sliced raw onions in the slits, and serve with a brown *poivrade* in the dish.

666. *Game Salad or of Fowl*.—Roast a couple of grouse, a pheasant or blackcock, or a fowl, or rather use any of those left cold. Cut them into eight or ten handsome pieces. Soak these in a basin with sliced onion, oil, vinegar, pepper, and salt. Toss them about to imbibe these seasonings, and when they have lain an hour, dress the dish meant to receive them with a border of hard-boiled eggs cut, and stuck into a thin border of butter. Garnish with divided slices of beetroot, cucumbers, and gherkins. Fill the centre of the dish with finely chopped salad-herbs, and, dipping each piece of the game or fowl into Mayonnaise sauce, build them up as a pyramid, the handsomest uppermost; and, when ready to serve, pour *Mayonnaise* sauce over the centre. This is nearly M. Soyer's way, and we give it as a sort of general receipt for dressing meat and fish salads; the only thing left to the cook is to select the sauce for the salad, and the proper seasonings. By salad-herbs we mean lettuce, endive, cress, and whatever of this kind is eaten undressed.—No. 669.

667. *Poulets aux Huîtres—Young Fowls with Oyster-sauce*.—Stiffen a quarter of a hundred of oysters in their own strained juice. Cool, beard, and stew them in a little *velouté*, or in two ounces of butter melted, and thickened with a little flour; add white pepper, the squeeze of a lemon, and two spoonfuls of cream, and pour this hot over two roasted fowls, or serve the oyster-sauce in a tureen separately.—See No. 515.

668. *Fricassée des Poulets à la Paysanne,—a plain Fricassée of Chickens*.—Singe two fat white chickens very well. Skin and carve them smoothly with a very sharp knife, exactly as at table. Wash them in lukewarm water, and blanch them over the fire a few minutes to whiten and firm the flesh. Plunge them in cold water to whiten farther, and then put them into a very nice stewpan, with three ounces of butter, a fagot of parsley and green onions, and a cupful of nicely-trimmed button-mushrooms. When warmed through, and a little tinged with colour, dredge on flour, and add salt, white pepper, and a little of the liquor they were blanched in. Let the fricassée simmer for a half-hour, or more if the chickens are large. Then lift them into another saucepan. Skim off the fat, and reduce the sauce



THIS PAGE IS LOCKED TO FREE MEMBERS

Purchase full membership to immediately unlock this page

Get Smart

Over 2,000 years of
human knowledge in
797,885 volumes

Instant access
\$8.99/month

Continue

*Fair usage policy applies

pets. They may be strewed with crumbs, and browned with a salamander. They are considered *genteel*, and are certainly frugal where cookery is all the cost.

672. *Salmi de Perdreaux, Salmi of Partridges*.—Par-roast three or four partridges kept till they have taken a little *fumet*. When cold, skin and carve them. Put them into a small stewpan, with a bit of lemon-peel, four eschalots, a few bits of dressed ham, seasoning-herbs of all kinds that you like, and a dessertspoonful of peppercorns, a little cayenne, with the trimmings of the partridges, a half-pint of *Espagnole*, and two glasses of Madeira. Let this simmer for an hour very gently. Dish the birds, and strain the skimmed sauce hot over them. Serve fried bread with the *salmi*, which must be very hot and high seasoned to be good for any thing.

673. *Partridge Salmi, Sportsman's Fashion*.—Put cold roasted, or, if done on purpose, half-roasted partridges, skinned and carved, into a saucepan with a small glass of eating-oil, a large glass of wine, pepper, salt, cayenne, and the grate and juice of lemon. When just heated through, serve with grilled crusts.—See Nos. 532, 533, 550.

674. *Salmi of Cold Wild Duck or Teal Duck*.—Make a sauce of veal-gravy seasoned with cayenne. Simmer the trimmings of the duck in this, and then put in the cold roasted duck, carved and skinned, and simmer till hot. Lift the meat into a stewpan to keep hot. Skim the sauce, and strain it over the meat, adding first, if needful, more seasonings. Squeeze a bitter orange over the sauce, and serve the *Salmi* very hot.—See Nos. 531, 533. *Salmis* are favourite dishes with epicures, both on account of the excellence of their constituent parts, and their elaborate and piquant composition. They are in fact a species of moist *devils*. For thorough-bred English palates more hot seasonings will be requisite than are used by the French; and this must be attended to.

674². *To Boil and Peel Eggs*.—Boil them for fifteen minutes; drop them into cold water; roll them below your hand and the shell will come off like any other mould. *Plovers' or Sea-birds' Eggs*.—Boil fifteen minutes; serve hot on a napkin, or cold, laid in moss.—See No. 566 to 573.

675. *Eggs à la Tripe*.—Peel, slice, and fry in butter, three or four Spanish onions. When done, dust in some flour, and let it catch to a light brown. Put in a little hot milk, salt, and pepper, and let the sauce reduce. Put to this a dozen small hard-boiled eggs quartered. Mix them gently with the sauce not to break the slices. Arrange the eggs neatly in the dish.

676. *Eggs in Sauce Robert*.—Proceed as above directed; but brown the onions over a brisk fire, and moisten with stock. Reduce the sauce by boiling. Add a teaspoonful of made-mustard, and stir in the sliced eggs.—See Nos. 567, 568, 573, and 737.

677. *Eggs à la Maître d'Hôtel*.—Do these *white* and as *eggs à la Tripe*, but throw in a good lump of butter and some minced parsley.—*Obs.* These dishes, though the best of their kind, seem of little comparative importance; but when the cook, or the mistress of a family, as is often the case, is racked for something to fill up an odd corner, they afford a cheap and ready resource. Eggs dressed in this last way will afterwards make admirable sauce for poultry, salt cod, or ling.

678. *Fondu*.—This is prepared in various ways. Mix grated Parmesan and Gruyère cheese, in equal quantities, or substitute good Glo'ster or Cheshire for the latter; add to the rasped cheese about double the weight of cream, or melted butter, with beat yolks of eggs; beat the whites of the eggs separately, and having whisked the mixture very well, put pepper and a little salt to it, and then stir the beat whites lightly in. Either bake the whole in a silver or block-tin soufflé-dish, or in paper cases. Fill them only half-full, as the mixture should rise very much. Serve very hot in the second course. *Fondu* is just cheese soufflé.—See *Ramakins*, No. 555.

678². *Hors d'œuvres*, or small dishes handed round the table at appropriate times, as agreeable interludes, or as relishes or whets.—For small *vols-au-vent*, *petites bouchées*, *rissoles*, and such other *hors d'œuvres*, roll out a pound of the richest puff-paste; cut the *vols-au-vent* with a fluted cutter about two inches wide. Place them on a floured baking-tin, glaze them with egg with a paste-brush, and, dipping a plain cutter in hot water, mark out the top of each deeply.

Bake them in a quick oven for about twenty minutes; take off the marked lid with a knife; scoop out the inside paste, and fill the vacant space with the preparation, which gives the name. Great care must be taken that the paste does not allow the sauce to escape and slop the dish. To prevent this, cooks fortify weak or thin parts with what is scooped out, and *plaster* with beat egg.

678³. *Petites Vols-au-vent of Lobster*.—Prepare from about a pound of puff-paste a dozen or more small vols-au-vent. When they are baked have ready the meat of a hen lobster cut in dice, and the spawn pounded with an ounce of butter, and rubbed through a sieve. Put eight spoonfuls of white sauce, and four of white stock, into a saucepan with cayenne, pepper, salt, and a teaspoonful of essence of anchovies. Stir the meat into the hot sauce; heat it through, and, filling the vols-au-vent, dress them on a napkin pyramidically. Fish and shell-fish of various sorts, skates' livers, and those of mackerels, may be prepared in the same way as a sort of *hors d'œuvres*.

Another kind of *hors d'œuvres*, named *Petites Bouchées*, or small mouthfuls, are only about an inch and a half in diameter, and the paste is thin in proportion. They are made of several sorts of fish, of skate livers, oysters, fish roes, beef marrow, game, chicken, etc. Small *rissoles* are yet another form of the same relishing or stimulating preparations; and so are small *croustades*, *croquettes*, and *escalopes*. When the cook knows how to prepare the paste-cases under their various names and forms, the rest is more easily accomplished, as the relishes for all of them are made in nearly the same way, and only the sauce and seasonings varied to suit each sort. They are all usually dressed pyramidically upon a napkin. Anchovies, anchovy or piquant salads, olives, etc., are all tastefully dressed in France, and served as whets and zests, or as *hors d'œuvres*.

Petits Diablotins. These *imps* are made *sweet* by pounded filberts boiled in sweetened cream, thickened with rice-flour to a soft paste, which is again rolled in small bits in more pounded filberts, and cut to the size of nuts. These are fried for a minute in the wire-basket for frying parsley; drained, rolled in sugar, and served either as an *entremêt*, as *hors d'œuvres*, or a relish with wine.



THIS PAGE IS LOCKED TO FREE MEMBERS

Purchase full membership to immediately unlock this page

SAVE \$3,999,994

Did you know we sell
paperback books too?

To buy our entire catalog
in paperback would cost
over \$4,000,000

Access it all now for
\$8.99/month

*Fair usage policy applies

Continue

not scale it. Put a little *court bouillon* in a stewpan with parsley-roots, cloves, parsley, two bay-leaves, and onions, also a carrot if you like. When these have stewed an hour, strain the liquor over the pike or trout in a small oval fishpan, and add a little Madeira. When boiled, drain the fish, and take off the scales thoroughly; then put it again in the pan, with a little of the liquor to keep it moist and hot. Make a *roux* or thickening, and add to it veal-gravy (or, if for a *maigre* dish, wine); season this sauce with mushroom, parsley, and green onions. Let it stew till smooth. Thicken with butter kneaded in flour if needful. Strain the sauce hot over the dished fish, with a squeeze of lemon, and a little essence of anchovy.* *Obs.* For red fish use red wine, with mace, and more cloves.

N.B.—*Saumon à la Genevoise* is dressed exactly in this way, which, though rich cookery, is now more out of vogue than fish served *à la Matelote*, No. 685. The head of the fish must be bound up to keep it from breaking, which is proper in dressing all large fish.

682. *Turbot à la Crème d'Anchois, Soyer's way*.—Boil the fish, and dish without a napkin. To a quart of melted butter, add, when it nearly boils, five or six ounces of anchovy butter, and four spoonfuls of whipped cream. Mix, but do not allow it to boil. Pour it over the dished turbot, and sprinkle with chopped capers and gherkins.

Cold Turbot à la Crème (gratiné).—Form a thick smooth batter of a quart of milk and a pound of flour; to which add two eschalots, with a bay-leaf, a bunch of parsley, and a sprig of thyme, tied together; with a little salt, white pepper, and grated nutmeg. Stir constantly, and boil the batter over a sharp fire till it becomes a thick paste; then take it off, and stir in a half-pound of melted butter, and the beat yolks of two eggs. Pass it through a tammy, and pour some into the bottom of a dish, over which place a layer of the boned (and, if you like, skinned) cold turbot. Then sauce, and again fish in alternate layers, finishing with sauce: strew lightly over the whole grated crumbs, and grated Parmesan. Bake for twenty minutes in a temperate oven, brown with a salamander, and serve in the baking-

* Essence of anchovy has become a suspicious commodity. Where practicable, substitute anchovies.

dish, which, if not a fine one, may be served on another with a puffed napkin: soles, brill, and any other cold white fish of a previous day, may be thus dressed.

682². *Fillets of Haddocks, Whitings, or Codlings, with Maître d'Hôtel Sauce.*—The French dress fish very frequently in *fillets*, cut neatly from the bone the long way on both sides. The practice is good, and now generally adopted at home, as it saves trouble to the eater; the dish looks better, and if the *debris* is put to the stockpot for fish-soups or sauces, there is no waste. Cut the two sides or long fillets clean off the bone.—Dry and flour, or better, egg and crumb them. Fry them, and, when ready, serve under them a simple *Maître d'Hotel sauce*, made thus:—Stew in butter a large spoonful of chopped young onions, parsley, and mushrooms, with pepper and salt to taste. This we conceive a useful general receipt.

683. *Fish-Pudding, a common and favourite Way of Dressing Cold Fish.*—Take any sort of cold fish. Trim and chop from one to two pounds of it, and season this with chopped onions, parsley, and mushrooms; also salt and pepper; pound the whole with two raw eggs. Line a pudding-mould with slices of fat bacon or buttered paper, and put in alternate layers of the fish, and of *godiveau*, No. 692². Cover with bacon, and bake for an hour and a half, if the pudding is large. Pick off the bacon, or paper; turn it out, and serve with a plain brown sauce poured over it.

684. *To Dress Fillets of Cold Pike à la Maître d'Hôtel.*—Cut them neatly. Stew them in butter, with pepper and salt. Dish the fillets neatly, and sauce them with a *maître d'hôtel sauce*, No. 682², to which you put a flavour of anchovy.—*Obs.* French cooks serve cold fish, re-dressed as *vols-au-vent*, *croquets*, *salades*, *boudins*, and in many ingenious modes as to outward show. See No. 123, and onwards.

685. *Matelote de Carp à la Royale.*—Clean what number of carp you choose. Cut them into three or four pieces, according to the size. Dry these, and stew them very slowly in red wine. Make a *sauce matelote* (see No. 596), but use the wine in which the carp is stewed both from economy and to have the flavour of the fish. Add also a dozen of small mushrooms. Dish the fish, the heads in the middle, and strain the prepared sauce hot over them. Place

the small stewed onions and the mushrooms, dressed in the sauce, round the fish, and garnish with the soft roes stewed in vinegar.—*Obs.* This sauce, and all fish-sauces, should be of good consistence, that it may adhere to the fish.

686. *Perches au Vin, Ferches in Wine.*—Scale and clean the perch. Cook them in good stock (No. 679); add a little white wine, with a high seasoning of parsley, chives, cloves, etc. Thicken a little of this liquor for sauce. Add to it salt, pepper, nutmeg, and a little anchovy-butter.—*Obs.* Always use white wine with white fish, and red wine with red-coloured fish.

687. *Perche à la Maître d'Hôtel.*—Boil some salt, pepper, parsley, and chives in water, and in this *bouillon* boil the perch. Drain and dish them, and cover them with a *maître d'hôtel sauce*.

688. *Soles,* Flounders, and other Small Flat Fish, or Fillets of Turbot, etc., au Gratin.*—Have a flat silver dish, or tin bakingpan, and spread a bit of fresh butter over it. Mince, very finely, parsley, eschalots, and mushrooms; season with pepper and salt, fry the herbs, and lay them in your buttered dish. Place your fish, neatly cut and trimmed, over this, and cover with fine bread-crumbs. Over this stick a few bits of butter; moisten with a little white wine; cook under a furnace with a few embers, that the *gratin* may get crisp; squeeze lemon over your dish, and serve it very hot. The *gratin* may be browned with a salamander, and fried sippets may be stuck over the dish. Small undressed fish may be divided, have the bones taken out, and be baked *au gratin*, arranging the pieces neatly *en miroton*. No. 623.

689. OTHER French dishes of fish.—*John Dorée en Matelote.*—Stuff with half a pound of a fish-forcemeat, No. 149. Boil the fish in a roomy kettle, throwing in a bunch of sweet and one of savoury herbs, three onions, a carrot, a turnip, a bay-leaf, a head of celery, a tablespoonful of salt, two glasses of red wine, and two of vinegar. Serve with a *Matelote* sauce, to which add three dozen oysters, blanched and bearded. Serve hot. Slices of brill, or large soles, or turbot may be served *en matelote, à la maître d'hôtel, or à la Hollandaise*. One is rejoiced to find that French cooks,

* This and canapés of skates' livers are among the *recettes alimentaires* of a celebrated Parisian Society of Gourmands.



THIS PAGE IS LOCKED TO FREE MEMBERS

Purchase full membership to immediately unlock this page

Get Smart

Over 2,000 years of
human knowledge in
797,885 volumes

Instant access
\$8.99/month

Continue

*Fair usage policy applies

redeem their national character from the charge of fickleness and levity. Of these farces are formed the *quenelle* and *boudin*, a class of preparations which, though made of forcemeat, forms, like our sausages, a distinct order of dishes. The French forcemeats are indeed worthy of the profound attention of every refined epicure, and ought, with all speed, to supplant our home-made crude compounds.

The first element in their composition is the *Godiveau* (of which also excellent Patties may be made).

692². *Godiveau*.—Scrape a pound of a fillet of white, well-fed veal, and mince a pound and a half of beef-suet, free from strings, skins, and kernels. Chop, of scalded parsley, young onions, and mushrooms, enough to season this meat. Add pepper, salt, allspice, and mace, and pound the whole very well, mixing in three raw eggs at different times, and a little water. *To test Forcemeat*.—When very well pounded, make up a small ball of the *farce*, and boil it in fast-boiling water, to try if it be light, well seasoned, and good. By this *proof-ball* be guided either in adopting the *farce*, or in adding another egg to give firmness, or more water to liquefy the *godiveau*, or whatever it wants.

693. *Gratin*.—This *farce* may be made either of the white parts of a fowl or of veal. Cut a half-pound of the fillet into small bits, and toss them over the fire, in butter, for ten minutes, with salt, pepper, and herbs. Drain off the butter. Mince the meat, and then pound it, if for fowls, with their livers parboiled, veal-udder parboiled and skinned, or butter instead of udder, and *panada* (see next receipt). Have as much butter or veal-udder as of each of the other ingredients, *i.e.* a third of each. Pound the whole together, adding a raw egg at a time till you have three, as in the *godiveau*. Prove the forcemeat by poaching a small ball of it as directed in No. 692².

694. *Panada for Forcemeats*.—Soak slices of bread in hot milk. Press out the milk when the bread is quite moist, and beat up the bread with a little rich broth or white sauce, and a lump of butter. Stir till this becomes somewhat dry and firm. Add the yolks of two eggs, and pound the whole well together.

695. *Quenelles de Volaille, or Forcemeat-Balls of Poultry as a Dish*.—Strip off the skin, pull out the sinews, and

mince and pound the best parts of young fowls, till the meat will rub through a sieve. Have one part of this, one of panada, and another of veal-udder, parboiled and skinned. Pound the whole well together, and season with salt, white pepper, and mace. Put raw yolks to the compound, and beat it perfectly smooth. Prove it as directed, No. 692². If not firm enough, add more eggs, one at a time. Make up the *quenelles* of egg-shapes, and poach or bake them.—N.B. *Quenelles* may be made of rabbit, partridge, or pheasant, in the same way. Serve with clear gravy. They are considered a delicate dish.

696. *Boudins à la Richelieu* (*Puddings of Rabbits or Poultry*).—Make a forcemeat of rabbits or poultry, as directed for *quenelles*; but instead of panada use pounded potatoes. Put to the *farce* dressed onions or mushrooms chopped, in suitable quantity. Spread the forcemeat smooth on the dresser, and with a knife roll it up in small sausages or *boudins*; or mould it to a proper shape, and bake the *boudins*. Whether boiled or baked, serve with brown Italian-sauce.

Boudins may be made of all sorts of game, poultry, also of whittings, craw-fish, etc.

696². *Boudins Blanc*, an exceedingly good kind of *White Puddings*.—Cook a dozen small onions in broth. Make a rather dry panada of cream or milk, and pound this with the onions and some pounded sweet almonds. Put to this pig's caul, cut in little bits, some yolks of eggs, a little cream, the white parts of raw chickens finely minced, with salt and spices. Pound the whole well, and try it by dressing a little in a small pan before you fill the skins. Boil the *boudins* in milk and water, pricking the skins to prevent them from bursting. When wanted, dip them in boiling water to heat, and finish them in a paper case in a Dutch oven.—See *National Dishes*, No. 738.

696³. *Macaroni in the richest Italian mode*.—Prepare pipe or ribbon Macaroni as at No. 557. Prepare also *Sughlio* as at note, No. 769. Drain the boiled macaroni, stew it very slowly in the *sughlio* for fifteen minutes. Dish and grate Parmesan and bread-crumbs. Put bits of butter over it. Brown with a salamander, and serve hot. To *sughlio* French cooks, of any refinement, prefer veal-gravy, or for a more delicate dish, *Espagnole*.

Modes of French Cookery,

Turkey en Galantine.

697. Many of these modes we have seen; and as many more remain. The *galantine* is important; and as an example we take the *galantine de dinde*. Bone a turkey; truss the legs inside; spread over it a layer of prepared forcemeat, and on that strips of cooked lean ham, fat bacon, and lean veal. These must be laid in alternately, and thus contrasted. Season with pepper and salt; then cover with another layer of forcemeat, and thus fill the turkey, keeping it of a good shape. Sew it up, to keep shape, and put it in a cloth to stew in veal or turkey stock. Stew for three hours. Probe it; and if ready, undo the bandages; place it in a dish where it can be pressed with a weight till cold, but kept in shape. Have aspic jelly, No. 606, ready, with which, in *croutons* and roughed *bits*, like crystals, decorate the *galantine*, forming in aspic a star, a flower-de-luce, or any fanciful and light design upon the top of it. *Galantines* are, by French cooks, decorated in as many ways as are ladies' caps by Parisian milliners;—with eggs, truffles, beet-root, etc.; but, above all, *aspic* jelly, which may be much varied in form and colour. All kinds of game and poultry are thus dressed, and also eels and other fish, by stuffing and decorating. None are more *stylish* than *galantines* of pheasants or grouse.

Blancs and Poeles, to prepare for cooking French Dishes.—

A *blanc* is a rich broth or gravy, in which the French cook palates, lamb's head, and many other things. It is made thus: A pound of beef-kidney fat, minced, put on with a sliced carrot, an onion stuck with two cloves, parsley, green onions, slices of lemon without the peel or seeds; or, if much is wanted, two pounds of fat, and two lemons. When the fat is a good deal melted, put in water made briny with salt; and when done, the *Blanc* is ready for use.

To Poêle, and to prepare the Poêle.—A pound of the white of fresh fat bacon, a pound of suet or veal-kidney fat, both hashed, and a pound of fresh butter. Fry, together with two pounds of veal, cut in small bits, for ten minutes, and add a quart and a half of water, two dessertspoonfuls of salt, an onion stuck with four cloves, a bay-leaf, a few sprigs



THIS PAGE IS LOCKED TO FREE MEMBERS

Purchase full membership to immediately unlock this page

SAVE \$3,999,994

Did you know we sell
paperback books too?

To buy our entire catalog
in paperback would cost
over \$4,000,000

Access it all now for
\$8.99/month

*Fair usage policy applies

Continue

same size, six turnips, and pare twenty very small button-onions. Fry them in two ounces of butter with a teaspoonful of sugar for five or six minutes, when add the carrots. Fry the whole till covered with glaze, and add nearly a half-pint of Bechamel. Let the *Macedoine* reduce till rather thick. Season with white pepper and salt, and before serving add three spoonfuls of a *liaison* of yolk of eggs and cream.

699. *To Dress Green Pease (the Petits Pois).*—Boil a large pint of the finest green pease, with salt and a good piece of butter rubbed among them. When tender, drain them, lifting them out of the colander, but leaving the refuse. Stew them with a fagot of parsley and green onions. The colour will now deepen. Dredge a good deal of flour over them, and stir a piece of butter among them, with salt, a very little grated Parmesan (if you like), and a knob of sugar first dipped in boiling water. Let them get quite dry, and dress them high on the dish. *Pease-sauce or purée of Pease.*—Stew a pint or quart of very young pease till tender, with chopped lettuce, parsley, and young onions. Rub the purée through a tammy-cloth, and add good gravy. It is served with various meats. *Obs.* Consommé added to any left *Petit Pois* will make an excellent extempore *potage* suiting the quantities.

700. *Sea-kale for the Second Course.*—We do not know that this vegetable is naturalized in France even yet; but after boiling it in plenty of water, with salt, French cooks in this country drain it, and serve with *sauce blanche* or *velouté*. *Sauce blanche*, *i.e.* butter melted in cream, is perhaps the most appropriate sauce for all vegetables, but for the danger of its running to oil, which makes *velouté* preferable in nice cookery.—See No. 190.

701. *Artichoke-bottoms en Canapés.*—Have the boiled artichokes nicely trimmed, and the *chokes* removed. When cold, fill the bottoms with anchovy-butter, and decorate with pickled capers, gherkins, and beetroot carved, contrasting the colours.—See No. 191.

702. *Artichokes à l'Italienne.*—Trim and quarter the artichokes, and boil them in salt and water. Take out the *chokes*. Drain and arrange the quarters with the leaves

outwards. Pour a white Italian-sauce over them, and garnish with cresses.

703. *French Beans à la Poulette*.—When boiled (as directed page 208) very green, drain them. Reduce some *sauce tournée*. Thicken it with beat yolks of eggs, and pour this over the boiled beans.

704. *Windsor Beans à la Poulette*.—Boil fresh young beans. Stew them, first taking off the skins, and sauce them with *velouté*.

704². *Navets Vierge*.—Peel and scoop out to the size of marbles, five or six good white turnips. Fry them with two ounces of butter and one of sugar. When covered with glaze, add above a quarter-pint of Bechamel or any good white sauce, and a half-glass of cream. Season with a very little salt, and white pepper. *Yellow turnips* may be dressed as above, brown, by using a quarter-pint of brown sauce, a glassful of *Espagnole*, and seasoning with a bunch of parsley, and a bay-leaf, pepper, and salt: skim carefully. Pick out the parsley and bay-leaf, and serve the ragout.

705. *Potatoes à la Maître d'Hôtel*.—Peel boiled potatoes and turn them the size of thick corks. Cut these in slices a half-inch thick. Put them into a stewpan with some sliced green onions and minced parsley, pepper, salt, and butter. Moisten with stock, and toss them till the parsley is cooked.

706. *Endive for the Second Course*.—Clean the endive by frequent washing, and plunge it head downmost in salt and water, to draw out those insects which often lodge in the leaves of vegetables. Blanch the heads, drain them, and, when cold, chop them fine. Stew them in veal-gravy with salt. When tender, add a little *Espagnole*, and serve with poached eggs for second-course dishes, or under fricandeau, or with hashed mutton.

707. *Compôte de Cerises*,—*Compôte of Cherries*.—To a half-pound of clarified sugar put a pound of cherries, of which half the stalk is cut away. Give them a boil of three minutes. Skim, and serve them in a glass dish. Take out the stones and cut away the stalks, if wished.

707². *Abricots au Riz*.—Divide eighteen or twenty-four apricots. Fry them quickly (with the kernels blanched

and skinned) in a syrup made of—for twenty-four—a half-pound of sugar, and the juice of two lemons. When tender, take them up to cool, and to the syrup add three table-spoonfuls of apricot marmalade. Have previously prepared six ounces of rice slowly cooked in milk, sweetened with four ounces of sugar, and enriched with four of fresh butter, and four beat eggs. Let the rice, with these additions, thicken, stirring it. Cool and dress it on the dish, eight inches wide and three high, with a hollow in the centre to receive, heaped pyramidically, the prepared apricots. Garnish to taste with preserved angelica.—*Obs.* This receipt is applicable to pears and apples *au riz*; and the latter may be served hot.

708. *Pears in Sugar*.—Put a clove into the eye of each pear. Throw them into hot water to scald them. Pare and keep them under water to preserve the colour. Boil them in thin syrup made of a large pint of water to a half-pound of sugar. Add the juice of a lemon, and serve in a glass dish, in the syrup.

Another way.—Divide large pears. Take out the seeds. Blanch them in hot water and lemon-juice, to keep the colour white. Pare them. Throw them into fresh water, and give them a few boils in thin syrup before serving them in it. Apples may be dressed in the same way, but must be longer boiled.

709. *Apples à la Portugaise*.—Wash and core fine large rennets, but do not pare them. Prick them with a knife, and boil them in thin syrup. Then put them in an earthen dish under a small furnace, or in a Dutch oven, to brown, basting them with the syrup.

710. *Peaches in Sugar*.—Blanch six or eight in hot water that they may easily peel, then give them a boil in syrup, and serve. The French serve all sorts of fruit *en compôtes*, which form tasteful and economical dishes. Serve all these in a *compôte* dish or any suitable glass dish. See *Ornamental Dishes*.

710². *Miroton de Pomme*.—Pare a dozen rennets, or best American apples. Slice them about a quarter of an inch thick. Pierce out the cores with a marked paste-cutter. Melt two ounces of fresh butter, to which put six of the best pounded sugar, the juice of two lemons and the grate of one.



THIS PAGE IS LOCKED TO FREE MEMBERS

Purchase full membership to immediately unlock this page

Get Smart

Over 2,000 years of
human knowledge in
797,885 volumes

Instant access
\$8.99/month

Continue

*Fair usage policy applies

French Paste and Pastry for Entremets.

THERE is no end to the varieties of paste which French pastry-cooks prepare, nor yet to the infinity of preparations to which the different sorts are applied. We give a small selection and the best of the pastes. Study from Nos. 771 to 779, and also 820.

712. *Paste-Royal, to make*.—Put four ounces of butter into a stewpan with a large glassful of water, two ounces of beat sugar, and a bit of lemon-peel. When the butter is nearly melted, shake some dry flour to it through a fine sieve. Take out the lemon-peel, and with your hand strew in as much more flour as the boiling liquid will absorb, stirring briskly with a wooden spoon, till it come easily from the sides of the stewpan. Put it into another pan. Let it cool. Break an egg into it, and stir it well to mix, and afterwards three or four more eggs, stirring till the paste becomes tenacious and smooth. This is used for many small articles, as *Pains à la Duchesse, Choux, Chantilly baskets*; in short, it may be moulded or stamped into any form, according to the ingenuity of the cook. The things made of it, when arranged on paper, may be iced, baked in a moderate oven, and dried before the fire. This paste swells very much, which must be considered in forming things of it.—See *Paste*, No. 771-79.

713. *Choux of Paste-Royal*.—Form the *choux* in the shape of balls larger than children's marbles. Bake in a moderate oven. Dry them, and make a small opening in the side, into which put a little of any sweetmeat you like.

714. *Pains à la Duchesse*.—Make as the *choux*, but larger, and flatten them with the rolling-pin to the length of four inches. When baked, slit them open at the end, and introduce the sweetmeat.

715. *Les Gimblettes à l'Artois*.—Make as the *choux*, but give them a deep dint in the middle before baking. Widen this by turning your finger round in it. Sift sugar over them when just done; glaze with a salamander, and put the sweetmeat into the cavity.

716. *Les Petits Choux et les Gimblettes Pralines*.*—Make them rather smaller than above directed; and before baking, but when glazed, sprinkle finely-chopped sweet almonds and sugar over them, and garnish with sweetmeats, as the others.

* What we would call *confected*.

Pâté Royale may, as formerly said, be rolled out, stamped with paste-cutters, and dressed in any form you choose, serving any sort of preserved sweetmeat neatly upon or within it.

717. *Brioche Paste*.—Every one who has had the felicity of seeing Paris, has, of course, paid for it in many ways besides by being deafened with shrill cries of “*Brioches!*” “*Gateaux de Nanterre!*” etc. The *brioche paste* is, notwithstanding, the first-rate article of its kind in Europe, when properly prepared; and by a variation in the shapes of the *Gateaux* and a few additions, it may be produced in fifty forms of cake. It is made (in the best way) in the following manner and proportions:—Have four pounds [equal to four and a half English weight] of dry fine flour; take one-fourth of this to make the *leaven* in this manner; make a hole in the centre of the flour, into this pour a small wineglassful of sweet yeast, and over this as much hot water as will make it a rather thick leaven. Set this covered before the fire, making a few transverse incisions on the surface. Give it fifteen or twenty minutes to rise. Then *leaven* the remaining flour thus:—Throw a little beat salt, and some sugar, both melted in water, over the flour. Make a hole in the middle of it. Crumble down two pounds of butter, and break a dozen eggs into it. Knead it up quickly, once and again, till well mixed, and pour the prepared *leaven* equally over it. Divide it into pieces, which knead and toss about, changing their place continually to blend the whole materials equally and well. Next beat up the whole together, and keep the *brioche paste* in a medium temperature (according to the state of the weather) rolled up in a cloth, dusted with flour, and spread another over the deep vessel in which it is laid. Next day (for it works the better for lying over a night) break and mould the paste into any form you please, large or small. By the addition of currants or sugar, you have sugar-loaves and *Gateaux de Nanterre*. Add currants and fine stoned raisins, and you have the *Gateaux de Compiègne*. Tinge the paste with saffron diluted in water, and add a glass of Madeira or sweet wine, and by moulding in proper shapes you have *Babas*. The moulds should be buttered; and care must be taken that the *babas* are not scorched a-top, as colour is always of consequence.—A still better preparation for a full-tooth epicure, is *Brioche au Fromage*, made by strewing well-flavoured Swiss, Italian, or English cheese

in very small dice into the paste before baking it. *Brioche* cakes are generally made with a head and sole or flat part, like our muffins. These are separately shaped in the hand, and then stuck together; a smaller top or bottom of the paste is clapped on above all, where the top is a little dented in. The cakes are brushed with beat eggs, and baked in a quick oven. If large, *Brioche* cakes, like all cakes, require a steady, but not quick heat, else they will scorch before getting baked to the heart.—By H. J., *Ecuyer tranchant* to the ST RONAN'S CLUB.

718. *Chantilly Baskets*.—French cooks often make these of very small *choux* of *pâté-royale*, instead of the ratafia-biscuits used in this country. The method is the same. When the little biscuits or *choux* are baked quite crisp, have ready some sugar clarified and boiled to crackling height. Stick a small skewer into each biscuit, and dip its edge in the sugar. Fix them one by one, as dipt, round a dish or mould that will shape your basket. When one row is done, begin another. The candied sugar will make the biscuits instantly stick. Use rather larger biscuit for the upper tiers, as the basket should widen towards the top. Three or four tiers will be enough of height. The handle will be most easily made by sticking the biscuits together round the ledge of a stewpan, first ascertaining the width of the arch; for really what is ordered in common receipt-books about "throwing over an arch," is easier said than done. An ornamental border of coloured drops of gum-paste may be given to the basket. Serve any dry sweetmeat you choose in the basket, which should first be lined with tissue-paper.

719. *Bouchées des Dames, Ladies' Lips or Kisses*.*—Make a paste as for fine biscuits of six fresh eggs, with six ounces of sifted sugar, and three of rice-flour. Beat this very well; spread it thinly, and bake on paper on a buttered oven-tin for nearly twenty minutes. When fired, stamp out the paste the size of dollars, with ornamental stamps, and glaze with white, rose, or violet-coloured icing.—See *To Ice Cakes*, Nos. 1005, 1006.

719². *Petites Bouchées à la Pâtissière*.—Cut fifteen pieces out of puff-paste, rolled out to the eighth of an inch, with an oval fluted cutter, about two inches long, and one and

* Properly, ladies' *mouthfuls*.



THIS PAGE IS LOCKED TO FREE MEMBERS

Purchase full membership to immediately unlock this page

SAVE \$3,999,994

Did you know we sell
paperback books too?

To buy our entire catalog
in paperback would cost
over \$4,000,000

Access it all now for
\$8.99/month

*Fair usage policy applies

Continue

ounce and a half of melted isinglass. Now place the skins on a large sieve two inches from each other. Surround them with ice, and fill them with the jelly; replace the piece of skin removed to empty them. Lay six on a napkin, and a seventh on the top, and garnish with orange or laurel leaves. They may also be served in a paste-basket, or simply and gracefully piled in a glass dish.

CHAPTER III.

SCOTCH AND OTHER NATIONAL DISHES.

There be livers out of England.

Cymbeline.

It has been remarked, that every country is celebrated for some culinary preparation, and that, therefore, National Dishes are always good. The reason is obvious; had they not been acceptable to the palate, they never could have either gained or maintained supremacy. Accordingly, the Spanish *olio* and *puchero*, the Italian *macaroni*, the French *ragout*, the Turkish *pillau*, and, though last not least in our good love, the *Scotch Haggis*, differing essentially as they do, are, nevertheless, all equally good after their kind. We give precedence to the "Great chieftain of the pudding race," premising, in all good faith, that ours is the exact *formula* by which the Prize Haggis was prepared at the famous COMPETITION OF HAGGISES held in Edinburgh, when the ST RONAN'S HAGGIS carried the stakes, and that of CHRISTOPHER NORTH came in second. Among the judges on that ever memorable day were G. P. R. James, Esq., and the lamented author of "Cyril Thornton," not to mention the late Director-General of the Fine Arts, who was himself a competitor.

722. *The Scotch Haggis.*—Clean a fat sheep's pluck thoroughly. Make incisions in the heart and liver to allow the blood to flow out, and parboil the whole, letting the wind-pipe lie over the side of the pot, to permit the phlegm and blood to disgorge from the lungs; the water may be changed

after ten minutes' boiling for fresh water. The lights cannot be overboiled. A half-hour's boiling will be sufficient for the rest; but throw back the half of the liver to boil till, when cold, it will grate easily. Take the heart, the half of the liver, and part of the lights, trimming away all skins and black-looking parts, and mince them together finely. Mince also a pound of good beef-suet. Grate the other half of the liver. Have four mild large onions, peeled, scalded, and minced, to mix with the haggis-mince. Have also ready some finely-ground oatmeal, toasted slowly before the fire till it is of a light-brown colour, and perfectly nutty and dry; or high toasted oat-cake may be crumbled down. A large teacupful of meal will do for this quantity of meat. Spread the mince on a board, and strew the meal lightly over it, with a high seasoning of black pepper, salt, and a little cayenne, first well-mixed. Have a haggis-bag (*i. e.* a sheep's paunch) perfectly clean, and see that there be no thin part in it, else your whole labour will be lost by its bursting. Some cooks use two bags, or a cloth as an outer case. Put in the meat with a half-pint of good beef-gravy, or as much strong stock. Be careful not to fill the bag too full, but allow the meat and meal room to swell; add the juice of a lemon, or a little good vinegar; press out the air, and sew up the bag; prick it with a long needle when it first swells in the pot to prevent bursting; let it boil slowly for three hours if large.—*Obs.* This is a genuine Scotch haggis; the lemon and cayenne may be omitted, and instead of beef-gravy, a little of the broth in which the pluck is parboiled may be taken. More suet may be given. A finer haggis may be made by parboiling and skinning sheep's tongues and kidneys, and substituting these minced, for the most of the *lights*, and soaked bread or crisped crumbs for the toasted meal. There are, moreover, sundry modern refinements on the above receipt,—such as eggs, milk, pounded biscuit, etc., etc.—but these, by good judges, are not deemed improvements. Some cooks use the small fat tripes, as in making lamb's haggis. Mr Allan Cunningham, in some of his *Tales*, orders the parboiled minced meat of sheep's head for haggis. We have no experience of this receipt, but it promises well. A haggis boiled for two hours may be kept for a week or two; and when cold, gets so firm that haggises are often sent from Scotland to distant places and countries.

They must in this case be made very dry, and covered with oatmeal; nor will a haggis keep so well if there is onion put to it. For some tastes—our own for example—the above receipt prescribes too much onion. Haggis meat, by those who cannot admire the natural shape, may be poured out of the bag, and served in a deep dish. No dish heats up better. A *ragout* of cold haggis heated up in a stewpan in which a little shred onion, with pepper, is first fried, and the whole covered over with a haggis-bag, to keep the meat *sappy*, is better than on the first day. We advised M. Soyer to try haggis with a paste or mashed potato border, à l'*Ecossais*.

723. *A Lamb's Haggis*.—Slit up all the little fat tripes with scissors, and clean them thoroughly. Clean the kernels also, and parboil the whole, and cut them into little bits. Clean and shred the web and kidney fat, and mix it with the tripes. Season with salt, pepper, and grated nutmeg. Make a thin batter with two eggs, a half-pint of milk, and the necessary quantity of flour. Season with chopped chives or young onions. Mix the whole together. Sew up the bag, which must be very clean, and boil for an hour and a half. *Lamb's Haggis* is often made as sheep's haggis.

We have been requested by a correspondent to give the following receipt for *Calf's haggis* publicity, for the benefit of mankind. The ST RONAN'S CLUB had originally no experience of it, but Dr REDGILL was willing to stake his reputation upon it untried, and he was found right.

723². *Calf's Haggis*.—Take the veal-caul (or web of fat), the udder, the kidney, and best part of the calf's pluck. Blanch and boil the udder, and the split kidney and pluck, for twenty minutes. When cool, mince them; mince also the caul. Blanch and hash two dozen sprigs of picked young parsley, a few green onions very young, a bit of eschalot, and a few mushrooms, if you have them. Stew the herbs in butter for three or four minutes, and moisten them with a glass of Madeira. When this gets dry, season with salt and pepper. Mix the ingredients, *i. e.* the herbs and mince. Put them into a bag as other haggises; but for security have two bags, one casing the other, for fear of a breach. Mix meanwhile the beat yolks of two eggs with a half-pint of rich and highly-seasoned veal or beef gravy, and



THIS PAGE IS LOCKED TO FREE MEMBERS

Purchase full membership to immediately unlock this page

Get Smart

Over 2,000 years of
human knowledge in
797,885 volumes

Instant access
\$8.99/month

Continue

*Fair usage policy applies

half of them, and we consider this an improvement, greens especially, if tender and long boiled, and not too finely shred. Reject the coarse green of the leeks. Prunes and raisins used to be put into this soup. The practice is nearly obsolete.*

727. *Balnmoon Skink, an Irish Soup*.—Clean and cut into pieces two or three young cocks or fowls. Have one larger, neatly trussed as for boiling. Boil the cut fowls till the broth is as strong and good as they can make it; but do not overboil the uncut fowl. Strain the broth, season it with parsley, chives, and young onions chopped, and, if in season, a few green pease. Add white pepper and salt, and either serve the whole fowl in the tureen, or separately.—*Obs.* This soup may be improved by adding, before serving, a *liaison* of two beat eggs, and a little cream. It is a variety of the Scottish FRIAR'S CHICKEN, and of dishes, which are, with whatever modification of seasonings, familiar wherever a backward system of husbandry renders poultry plentiful, and good shambles-meat scarce.

728. *Scottish Hotch-Potch*.—Make the stock of sweet fresh lamb or mutton. Grate the zest of two or three large young carrots; slice down as many more. Slice down also sweet young turnips, young onions, lettuce, and parsley. Have a full quart of these things when finely shred, another of young green pease and sprigs of cauliflower. Put in the vegetables, withholding half the pease till near the end of the process. Cut down two or three pounds of ribs of lamb into small steaks, trimming off superfluous fat, and put them to the stock. Boil well and skim carefully; add the remaining pease, white pepper, and salt; and when thick enough, serve the cutlets in the tureen with the hotch-potch.—*Obs.* The excellence of this favourite dish depends mainly on the

* At a formal banquet given by the late Lord Holland, Talleyrand, who was as celebrated for gastronomy as diplomacy, inquired "earnestly" of Lord Jeffrey the nature of "*Cocky-leekie*," and wished particularly to know if *prunes* (*French plums*) were essential to its scientific concoction. Mr Jeffrey was unable to give the Ex-bishop and Prince any satisfactory information; and the sagacious diplomatist, with his usual tact, settled for himself, that prunes should be boiled in the famous historical soup, warmly patronized by "gentle King Jamie," but taken out before the *potage* was sent to table. It is not improbable that his Excellency gave his own cook orders accordingly, for the preparation of a soup which Scotland probably owed to France long before the Union of the crowns. *Cock-a-leekie à la Talleyrand* is worthy of trial, especially as conservative English cooks still affirm that this is the practice of Scotland.

meat, whether lamb or mutton, being perfectly fresh, and the vegetables being all young, full of sweet juices, and boiled till of good consistence. The sweet, white turnip is best for hotch-potch, or the small, round, smooth-grained yellow kind peculiar to Scotland, which is almost equal to the genuine *Navet* of France. Mutton-chops make excellent hotch-potch without lamb-steaks. Parsley shred, white cabbage, asparagus-points, or cauliflower, may be added to the other vegetables or not, at pleasure. The meat may be kept whole, and served separately.—See No. 99. Of this receipt, when it first appeared in our work, a great poet, and no contemptible gastronome, wrote, “Eve might have prepared it for Adam in Paradise.” There are, however, many varieties of Scottish hotch-potch; we give what we consider the best and most national.

729. *Winter Hotch-Potch, or German Broth.*—This dish may be made of either fresh beef, or of a neck or back-ribs of mutton, or of a mixture of both. Cut four pounds of meat into handsome pieces. Boil and skim this well, and add carrots and turnips sliced, small leeks and parsley cut down, and some German greens shred, and if tender, put in only a half-hour before the soup is completed. Season with pepper and salt. The quantity of vegetables must be suited to the quantity of meat, so that the soup may have consistence, but not be disagreeably thick. Serve the meat and soup together. Have, if you like, rice, or dry but melting, *green* pease boiled in it, which last is an improvement.—*Obs.* The meat may be kept whole and served as *Bouilli Ordinaire*, No. 99.

Another way.—Take a neck of mutton, a large pint of cut carrot and turnip, and three-quarters of a pound of well-soaked pease. Boil for an hour and a half; but in half an hour add a few small mutton-chops to serve in the tureen, and minced parsley and onion. The pease may be previously boiled for an hour, or added pulped. The turnip may also be pulped. Celery is a great improvement. Serve the meat as *bouilli*.

730. *To make Skink, an old fashioned Scottish Stew-Soup.*—Take two small shins of sliced beef, put them on with two gallons of water; let them boil for six hours, taking care to skim the soup well all the time, as the gravy should be very

clear and bright; then strain the liquor from the meat, take the sinewy part of the meat, and lay it aside till your soup is ready to serve up. Cut the sinews about an inch long. Have some vegetables cut, such as carrots, turnips, leeks, onions, celery, lettuce, cabbage shred small, and green pease, when to be had. Blanch the whole in boiling water for ten minutes. Drain and put them into the soup, and boil till quite tender. Serve up the sinews in the tureen with the soup. Season the soup with salt and pepper before dishing it.—*Obs.* Herbs may be used to flavour these soups; and white pease (melters) are by many thought an improvement. Both are cheap and excellent family-dishes. It must be remembered that our bullocks were of small size in former times; one leg would now be heavier than two of those days.

731. *Plain Scottish Fish and Sauce, a Maigre Dish.*—This is, in fact, just a good fish-soup; and for all such soups the fish must be very fresh. Make a stock of the skins, heads, points of the tails, bones, fins, etc., or where fish are cheap, cut down one or two to help the stock. Boil green onions, parsley, and chives in this, and some whole pepper. When all the substance is obtained, strain it. Thicken with butter kneaded in browned flour, but only to the consistence of a soup, and put in the fish (generally small haddocks), cut in three or divided. Boil the fish ten minutes, add catsup, and serve them in the sauce, in a tureen or soup-dish. See Nos. 134 and 149. This is a popular preparation along all the eastern coasts of Scotland, where fine haddocks are got quite fresh.

732. *Scottish Fish and Sauce, a favourite Family-dish.*—Proceed as above to make a stock; or use broth of meat, if wanted rich, though plenty of butter kneaded in browned flour will make this rich enough. The fish cut in pieces may be browned in the fryingpan, before boiling, for ten minutes in the sauce. Season highly with mixed spices and a half-cupful of catsup. This dish may be enriched with oysters, shrimps, or mussels prepared; or with fish farceballs. The sauce or soup should be rather thicker than in the former receipt. Serve as above. For modern taste the fish may be *filleted*, flour left out, a glass of sherry, and a few drops of browning. See *Skate-Soup*.

733. *Friar's Chicken.*—Make a clear stock of veal or



THIS PAGE IS LOCKED TO FREE MEMBERS

Purchase full membership to immediately unlock this page

SAVE \$3,999,994

Did you know we sell
paperback books too?

To buy our entire catalog
in paperback would cost
over \$4,000,000

Access it all now for
\$8.99/month

*Fair usage policy applies

Continue

a lighter dish for an invalid, mashed turnips may be put to it. It is lightest made thin without suet, and cooked for fifteen minutes. Some people come to like minced-collops after the mince is *soured* in the potting-cans—in fact, fermenting. Sippets are appropriate to every mince.

735. *Hare, Venison, and Veal Collops* are made the same as beef minced-collops, using the seasonings appropriate to those savoury preparations.—See No. 55.

736. *Potted Head, Potted Heels, etc.*—Dress a bullock's head as directed for ox-cheek-soup, No. 91, and, when boiled till very tender, cut the meat into small pieces as directed, No. 460. Strain the gravy; season it highly with mixed spices and mace, and return the whole into a clean saucepan. Boil for some time, and pour it out into stoneware shapes or basins, and when cold and wanted, turn it out. This makes a pretty corner-dish or supper-dish. Garnish with curled parsley, or pickled beetroot sliced. COWHEELS and *Shin* soup are made as CALF'S HEAD soup, and are potted in the same manner; but season Calf's head or feet with lemon-peel and juice of lemon.—See No. 91.

737. *A Stoved Howtowdie, with Drappit Eggs.*—Prepare and stuff with forcemeat a young plump fowl. Put it into a *yetlin* concave-bottomed small pot with a close-fitting lid, with six button-onions, spices, and at least a quarter-pound of butter. Add some fine herbs. When the fowl has hardened, and been turned, add a half-pint or rather more of boiling water or stock. Fit on the lid very close, and set the pot over embers. A cloth may be wrapped round the lid, if it is not grooved or *luted* on. An hour will do a young fowl, and so on in proportion. Have a little seasoned gravy, in which parboil the liver. Poach* nicely in this gravy five or six eggs. Dress them on flattened balls of spinage round the dish on which you serve the fowl. Rub down the liver to thicken the gravy and liquor in which the fowl was stewed, which reduce and pour over it for sauce, skimming it nicely, and serving all very hot.—*Obs.* This is a nice small genuine Scottish dish. Mushrooms, oysters, forcemeat-balls, etc., may be added to enrich it; or celery may be put to the sauce; the spinage may be, and often is, omitted. Slices of curled broiled ham may be served round

* This is exactly the French dish *Œufs pochés au jus*.

the fowl. Two young boiled or stewed fowls, with a small salted tongue between them, make a good family-dinner dish.—*Obs.* Chickens and young fowls are dressed, in Germany, exactly like the Scottish *howtowdie*; from which we discard all oysters and farce-balls, using simply the *drappit-egg* and spinage; or, at most, a few very thin slices of broiled bacon, with fried eggs. In Germany, chickens are also steeped in lemon-juice, spices, and parsley, and cut up, fried, and served with fried eggs.

738. *Scottish White Puddings*.—Mince good beef-suet, but not too finely, and mix it with about a third of its weight of highly-toasted oatmeal. Season highly with pepper and salt. Have the skins thoroughly cleaned and cut of equal lengths. Fill them with the ingredients, and sew or fasten the ends with a wooden pin or by sewing. Boil the puddings for an hour, pricking them as they swell in the pot with a needle to let out the air. They will keep for months if laid in bran or oatmeal. When to be used, warm them through in hot water; then brown on the gridiron or the American oven, and serve very hot.—See No. 696.

739. *Liver Puddings* are made as above, using parboiled liver grated in the proportion of one-fourth; the rest suet and meal, with the above seasonings, and onions shred.

740. *To Roast a Pig, Scottish way*.—The directions of a thorough-bred Scottish cook, sanctioned by experience, authorize us to recommend that a pig intended for roasting should be slightly rubbed with melted butter whenever it has warmed at the fire: then quickly dredge every part with fine flour; keep the spit turning continually, but slowly, allowing twenty minutes for each pound-weight in the roast; and frequently dredging it, that the skin may have a complete superficies of flour, uniform as on the locks of an antiquated beau of the last century, shrouding the encroachments of Time beneath the *powder* of Fashion. When the pig has performed the specified revolutions before a clear fire, let the flour be blown off with a small handy pair of bellows; and with a large piece of butter, within a single press of clean linen, rub the skin all over, turning the roast with great deliberation. Persevere in this unction a quarter of an hour, and the pig-crackling will be exquisitely crisp. (*From a Correspondent.*)—See also No. 20, and *French Mode*, No. 656.

741. *Pig's Cheek, by a Scottish Lady's Receipt, equal to Le Moine Blanc.*—Split a large fat head, take out the brains, cut off the ears. Lay the head in water and salt for one night, and boil slowly till the bones will come out. Carefully take off the skin. Mince the meat while still hot. Season with pepper and allspice (nutmeg and mace if you please). Press the mince in a pudding-pan, or small cheese-press, very firmly. Put a weight over it. It will get firm, and slice like Bologna sausage. It may be kept in a cold *pickle* made of its liquor, with vinegar and salt boiled in it. Serve with vinegar and mustard.—See Nos. 20, 656, 658.

742. *Glasgow and Birmingham Hot Tripe.*—When fat tripe is well cleaned and blanched as directed at No. 16, cut it into pieces; roll these up neatly, fasten with a thread. Then take a sawed marrow-bone, or knuckle, or trimmings of veal, place all in a jar or tin vessel, like a pudding-mould, or steamer with a close-fitting lid, adding pepper and salt. Place the closed jar in a pot of boiling water, which fill up as it boils away. This will take eight hours at least. Or the jar may be placed in a slack oven, if more convenient, and boil away. Keep the tripe in its own jelly in the jar, and dress it as wanted, as directed in Nos. 16, 56, 626, 743, 765. It will keep for a week or more. Birmingham, and some other English towns, are as famous for tripe as Glasgow is, and as, in the *olden time*, Edinburgh was. The tripe, if not dressed for private consumption, is sold *hot*; the dealers giving a piece of each sort, and a quantity of the liquor, which, with salt and mustard, and stewed or roasted onions, forms the sole sauce.

743. *To Fry Tripe, Scottish fashion.*—This dish is economical, palatable, and agreeable to the eye. The pieces of tripe left after an ordinary stew are quite fit for the present purpose; or if you are to use tripe just taken from its own jelly, it must be wiped and stewed in milk and water, with a small piece of butter and salt. Simmer it slowly till very tender. This should be done in time to let it be thoroughly cold, before the finishing ingredients are added. For these make a batter with three eggs well beaten, allowing a spoonful of flour to each egg, and as much milk as will make a thick batter. Season with ginger, onions, or chives, and



THIS PAGE IS LOCKED TO FREE MEMBERS

Purchase full membership to immediately unlock this page

Get Smart

Over 2,000 years of
human knowledge in
797,885 volumes

Instant access
\$8.99/month

Continue

*Fair usage policy applies

Modern CRAPPIT HEADS are farced with the ingredients mentioned in Nos. 134, 149; or with the fleshy parts of a boiled lobster or crab, minced; a boned anchovy, the chopped yolk of an egg, grated bread or pounded biscuit, white pepper, salt, cayenne, a large piece of butter broken down into bits, with beat eggs to cement, and a little oyster-liquor. A plainer and perhaps as suitable stuffing may be made of the soft roe of haddock or cod parboiled, skinned, and minced, mixed with double its bulk of pounded rusks or bread-crumbs, a good piece of butter, shred parsley, and seasonings, with an egg to cement the forcemeat. Place the *crappit* or stuffed heads on end, in the bottom of a buttered stewpan; pour the fish-soup gently over them; cover and boil a half-hour.

Rizzared Haddocks.—This receipt we consider the *ne plus ultra* of haddock-cookery. Clean thoroughly a Cromarty Bay or Moray Firth moderate-sized haddock. Rub it with a very little salt. Hang it on a *fish-hake*, and next morning cut off the head, take out the back-bone, skin, dust with flour, and broil it and serve with slices of fresh butter. In two days its flavour will have deteriorated. It is an excellent light dish for a convalescent. The tail-cut of boiling haddocks may be *rizzared*.

748. *Sheep's-Head Broth.**—Choose a large, fat, young

* This national preparation was wont to be a favourite Sunday-dinner dish in many comfortable Scottish families. Where gentlemen "killed their own mutton," the head was reserved for the Sunday's broth; and to good family customers and *victuallers*, a prime *tup's* head was a Saturday's gift from the butchers with whom they dealt. By the way, nationally speaking, we ought to say *fleshers*, as our countrymen would, till very lately, have been mortally offended at the designation "butcher."

Sheep's-head broth is reckoned medicinal in certain cases; and was frequently prescribed as an article of diet by the celebrated Dr Cullen.

This dish has furnished whole pages to Joe Miller and his right witty contemporaries. In one of the most pleasing pieces of biography that ever was written, "The Life of Lady Grizel Baillie," there is an amusing "Sheep's-head anecdote," which at once affords a glimpse of the simplicity of the National manners, and of the dexterity and good sense of the affectionate and very juvenile heroine. Her father, Sir Patrick Home, proscribed after the Restoration, was hidden near his own mansion,—his lady and his daughter Grizel alone being privy to his place of concealment. It was the duty of this young girl, not only to carry food to her father during the night, but to abstract these supplies from the dinner-table, so that neither the servants nor younger children might be aware that there was an invisible guest to feed. Her inordinate appetite and stratagems to procure food became the cause of many jokes at table; and one day, when a sheep's head—a favourite dish with Sir Patrick—was produced, she had

head. When carefully singed by the blacksmith, if it cannot be done at home, which is better, soak it and the singed trotters for a night, if you please, in lukewarm water.—Take out only the glassy part of the eyes, and scrape the head and trotters, and brush till perfectly clean and white; then split the head with a cleaver, and lay aside the brains, etc.; clean and cut out the nostrils and gristly parts, split also the trotters, and cut out the tendons. Wash the head and feet once more, and let them blanch till wanted for the pot.

Take a large cupful of pot barley, and about twice that quantity of soaked white, or dried or fresh green pease, with a gallon or rather more of water. Put to this the head tied up, and from two to three pounds of scrag or trimmings of mutton, perfectly sweet, and some salt. Take off the scum very carefully as it rises, and the broth will be as limpid and white as any broth made of beef or mutton. When the head has boiled rather more than two hours, add sliced carrot and turnip, afterwards some onions, and lastly parsley shred. A head or two of celery sliced is admired by some modern gourmands, though we rather approve of the native flavour of this really excellent soup. The more slowly the head is boiled, the better will both the meat and soup be.

just conveyed nearly the whole into her lap, when her young brother, afterwards Earl of Marchmont, looked up, and exclaimed,—“Mother, mother, look at Grizel; while we have been taking our broth, she has eaten up the whole sheep’s head!”—The consternation of young Home could not, however, exceed that of a learned gentleman, who lately filled a chair in the Edinburgh University, upon a somewhat similar occasion. Before filling his late honourable situation, Professor ——— was for some years a professor in S——— College; and, as might have been surmised, in the lapse of those years of exile, experienced a natural and national longing for that savoury food, which to a Scotsman is like his mother’s milk. A sheep’s head was accordingly procured by his orders, and sent to the blacksmith’s to be singed. The hour of dinner arrived; the chops of the learned professor watered with expectation, when, lo! to his disappointment and horror, the fleshless skull was presented; and, doubly worse, accompanied with the sauce of a bill, setting forth,—“To polishing a sheep’s head for Professor ———, one shilling and fourpence!”—Thus making the unfortunate philosopher come down with sixteen shillings, Scots money, for being deprived of the exquisite pleasure which he had anticipated in polishing the skull himself.

The village of Duddingston was long celebrated for “sheep’s head,” and consequently a favourite resort of the frugal citizens of Edinburgh. Sheep’s-head clubs were not unfrequent throughout the country, and “THE TUP’S-HEAD DINNER” about Michaelmas-day is still a high and appropriate solemn festival with the official dignitaries in certain of our Scottish Royal burghs.—This was before the days of REFORM. They may, alas! have changed all that now.

From three to four or five hours' boiling, according to the size of the head and the age of the animal, and an hour's simmering by the side of the fire, will finish the soup. Many prefer the head of a ram to that of a wether, but it requires much longer boiling. In either case the trotters require rather less boiling than the head. Serve with the trotters, and large sliced carrot round the head. The pound or two of scrag is a great improvement to the broth.

Sheep's head, not too much boiled, makes a good pie, if nicely cut down with the peeled tongue; or an excellent ragout or hash of higher flavour than calf's-head ragout.—*Obs.* The sauces ordered for boiled mutton and cow-heel are well adapted to this dish, if sauce need be had where it is so little required.* For the *ragout*, a sauce may be made of the broth seasoned and thickened with butter, flour, and chopped parsley. See No. 99.

748². *The Scottish dressed Lamb's Head*—a remove of fish or soup as a top-dish.—This dish is a universal favourite in its native land, and is in nothing inferior to the best French style of dressing *Lamb's Head*. See Nos. 457 and 499. Split the skull; remove the brains; take out the watery part of the eyes and gristles of the nose; scald and clean the head and neck. Boil it and the appurtenances as directed at No. 722; but keep one-half of the liver to fry. Boil the lights for at least two hours, the head, and half the liver and heart, for one hour. Mince the heart, half the liver, some of the lights, and the tongue peeled; season the mince with pepper, salt, and chopped parsley, and put it to stew in a little good stock. Make brain-cake batter as directed at No. 538. Brush the spread-out split head with egg, and crumb it with fine crumbs seasoned with pepper, salt, and minced parsley; stir more egg into the crumbs, and crumb again and again until the meat of the head is well covered with a thick layer as it browns in the Dutch oven. Stick plentifully bits of butter over it, and baste with its own gravy. Have the brain-cake batter ready; slice in scollops the half liver reserved, and fry as directed at No. 53. Fry the brain-cakes in cakes of about the size of the mouth of a small tea-cup. Add a squeeze of lemon and a point of

* The reviewer of the first edition of this work in Blackwood's Magazine suggests that there should be *two heads* and *eight trotters*, which admirable emendation certainly more than doubles the value of our receipt.



THIS PAGE IS LOCKED TO FREE MEMBERS

Purchase full membership to immediately unlock this page

SAVE \$3,999,994

Did you know we sell
paperback books too?

To buy our entire catalog
in paperback would cost
over \$4,000,000

Access it all now for
\$8.99/month

*Fair usage policy applies

Continue

752. *A Pillau*.—Stew some rice in stock, or with butter, and season it with white pepper, mace, cayenne, and cloves. Place two small boiled fowls, or a few dressed veal or mutton cutlets, in the centre of a large dish, in which a layer of rice is laid, and lay some slices of broiled bacon around them. Cover with boiled rice; smooth and glaze the rice with egg, and set the dish before the fire or in the oven, to brown. Garnish with divided yolks of hard-boiled eggs and fried onions, or use forcemeat-balls.—*Obs.* This is no bad dish, whatever country owns it. A more Oriental complexion may be given to the dish by frying the rice in butter, stirring it with a fork till of a light brown, and then stewing it in stock till soft.*—See No. 755.

753. *Pillau of Veal*.—Half-roast a small breast of veal, and cut it into neat pieces. Season these highly, and stew them in rich gravy. Raise a casserole of rice round a dish, and lay rice below, and the meat in the centre. Cover with more rice, and set the dish in the oven for a short time, having first glazed it with eggs.—*Obs.* Curry-powder may with advantage be used for this *pillau*; and it may be made of cold veal. *Pillau* is also *baked*, with a mixture of bacon, chicken, and onions, in layers. A fowl, capon, or small turkey, trussed as for boiling, makes a handsome *pillau* dressed as in this receipt; but cover the breast with bacon, which remove before dishing. Rabbits, or a hind-quarter of lamb, make a nice *pillau*. Braise the leg, fry the loin in steaks, and treat it as above.

754. *An Olio*.—Boil in a close-covered pot, a fowl, a couple of partridges, a piece of a leg of mutton, a knuckle of veal, and a few rump-steaks; also a piece of good streaked bacon or ham. Brown the meat first; add boiling water; and when it has boiled an hour, add parsley, celery, young onions, pease, carrot, turnip, and a bit of garlic, if it is liked, with salt and mixed spices. Serve the whole together, first picking out the bacon. Savoury herbs may also be used.—See *Pepper-pot*, No. 93. An *olio* is properly a Spanish dish; but Spain as a nation is not eminent in cookery, though the *olio*, and a few more of its *omne-gatherum* stews of meat, pulse, and roots, are worthy of attention. In “Murray’s

* This is the same dish known in French cookery as *Capons à la Turque*, except that the bodies of the fowls are then stuffed with the boiled rice.

Hand-book of Spain" will be found as many Spanish receipts as any one cares for.

755. *China Chilo*.—Mince a pound and a half of good mutton and four ounces of mutton-suet. Stew this in stock or with butter, and add a pint of green pease, young onions, and a little shred lettuce. Skim off the fat. Season with salt, cayenne, and white pepper. Heap boiled rice round a shallow soup-dish, and serve the stew or *chilo* in the middle.—*Obs.* Veal or fowl may be dressed as above. A little curry-powder may be added to the seasoning. The zest of carrots, cut in very small cubes, will supply the place of pease in winter; so will celery.

756. *Fricandelle*.—Take one pound of the lean of a leg of veal, half a pound of veal-suet, four rusks soaked in milk, four eggs (leaving out two whites), some onions, pepper, salt, nutmeg, and lemon-peel; chop all together very fine, and make three balls of it, which you must drop into boiling water, and boil four minutes. Make a gravy from the skin, bones, etc. Egg, crumb, and fry the balls a light brown in butter, and stew them half an hour in this gravy. Garnish the dish with slices of lemon; thicken the sauce with butter rolled in flour, if too thin. It ought to be very thick.—(*From a Correspondent.*) *Obs.* This may be made of dressed beef, or of fowl, or game; it may also be baked in a mould turned out, and served on a napkin.—See No. 692.

757. *Mullagatawny, or Curry-Soup as made in India*.—Have ready pounded and sifted an ounce of coriander-seeds, the third of an ounce of cassia, three drachms of black and two of cayenne pepper, and a quarter of an ounce of China turmeric; mix them well. This quantity will do either for two chickens, a large fowl, or three pounds of meat. Cut down the meat in small pieces, and let it boil slowly for a half-hour in two quarts of water; then put to it four onions, and three cloves of garlic shred and fried in two ounces of butter. Mix down the seasonings with a little of the broth and rice-flour, and strain them into the stewpan, which must simmer till the soup is smooth and thick as cream. When it is within five minutes of being finished, add the juice of a lemon, or citric acid in the same proportion. Serve the meat and soup in a tureen; and boiled Patna rice in a hot water dish. This is a good plain curry-soup; but

for homebred people, we would use fewer coriander-seeds, and less turmeric; and *blanch* the garlic in two waters. Though there is no acid for cookery equal in delicacy to lemon-acid, yet sour apples, tamarinds, and other things are often used to acidulate curries.—See Nos. 82, 534, 535, 1123.

Various Recipes for Curry-Powders.

758. HAVE of fresh seeds of the best quality, coriander four ounces, cummin two ounces, fenugreek two ounces, cayenne a quarter of an ounce, China turmeric six ounces. Dry, pound, sift, and weigh the seeds, and use them in the above proportions, adding more cayenne, with acids and turmeric as required, when the dish is dressing. The usual acids are very acid apples or lemon-juice; or for some curries, tamarinds. If to the above you add black pepper, mustard-flour, and ginger pounded, about a half ounce of each, you have *Dr Kitchiner's Curry-Powder*. See *Simple Curry-powder*, No. 1124.

758². *Rabbit-Curry, Scottish*.—From causes with which we have here no concern, Scotland, within the last thirty years, and especially in the neighbourhood of the preserves of great landed proprietors, is overrun with rabbits: they are found useful to small families far from markets. They are dressed in every way for which we have given receipts, but perhaps, next to the oldest way of No. 15, there is none better than the modern mode of—curry. Choose one or two, as you wish, fat, fresh rabbits. To test them, examine the kidney. Carve each into at least twelve pieces: brown these in butter, with onions. When browned, if you wish delicate cookery, pour off the butter, and add three quarters of a pint of well-seasoned stock for each rabbit, a large spoonful of curry-powder, and one of flour, and six ounces of streaky bacon cut into half-inch cubes, and also a half-dozen button-onions for each rabbit: season with a teaspoonful of mushroom-powder. Simmer this slowly for half an hour at least; stirring it. Add what more seasoning you think required, as *cayenne*, a little turmeric, or some acid. Pile up the pieces of rabbit, and pour the sauce—which should be thickish, as in all curry-dishes—over them: serve plain boiled rice in a separate dish. Fresh *cocoa-nut* is an excellent ingredient in mild curries. Rasp and stew it the whole time: we do not



THIS PAGE IS LOCKED TO FREE MEMBERS

Purchase full membership to immediately unlock this page

Get Smart

Over 2,000 years of
human knowledge in
797,885 volumes

Instant access
\$8.99/month

Continue

*Fair usage policy applies

Shred down, as if for pickling, eighteen or twenty large, firm, white drum-cabbages, fully ripened, and better if mellowed by frost. Fumigate a tight, clean cask, or butter-tub, by burning a handful of green wood in it. Rub the seams with a dough made of vinegar and flour, or leaven, and strew in a handful of salt, with a few caraway-seeds; and so proceed with alternate layers of sliced cabbage, and salt and caraway-seeds, till the vessel is filled, pressing every successive layer firmly down. Pour off part of the liquor which will collect on the top when the cabbage is pressed down. Cover, and place the vessel in a rather warm temperature, when the cabbage will quickly ferment. When it has fermented for above a fortnight, take off the scum; throw a piece of cloth over the cabbage, and put on the head of the cask, which press down on the cabbage with heavy stones, keeping the cabbage always covered with the pickle-liquor. In a cool, dry cellar, it will keep for years. Two ounces of salt will be sufficient for a large cabbage. (Gin, juniper-berries, and wine, are suggested by French cooks for *Sauer Crout*—Absurdities!) When wanted, boil in water for three or four hours; drain and stew in broth, or with a piece of coarse beef or a knuckle of ham. It is served with or over dry hashes, or sliced meat re-dressed; also, instead of potato-paste, and over beef-steak pie, or stewed duck (next receipt) or goose salted; and is a good accompaniment to many meat-dishes that wont to be served with mashed potatoes. Old cheese is sometimes grated over the cooked *crout*.

762². *Duck with Sauer Crout, German*.—Braise a half-pound of drained sauer crout with a good piece of bacon, parsley, onions, spices, and savoury herbs, and any fresh *braise* liquor you have. Lay the duck in the middle of it, cover with more slices of bacon; moisten with top-fat, and stew slowly. When about half done, add some small sausages. Drain the sauer crout when ready to serve, and place the duck over it, with the sausages around.—*Obs.* These dishes are for the first course in place of our soups, and must be served in deep dishes.

763. *Provence Brandade, an excellent way of dressing Salt Fish*.—Soak in water and brush the fish (some use lime-water to whiten, but we do not recommend it). Stew it as directed for salt cod or ling, No. 128. Oil a sufficient quan-

ntity of butter (or use oil and butter) in a small stewpan, with chopped parsley and a bruised clove of garlic. Scale and pull the fish to small pieces, and shake these well in the stewpan to make them melt to a mass in the oil. The stewpan must be all along vigorously shaken.

N.B.—An easier way of dressing this dish is to pound the fish, and bake it with the butter, in paste, or better, in potato-pastry. This is very similar to Dr Hunter's teased skate, No. 130.

764. *Irish Stew*.—Having taken the loose fat from a loin or neck of mutton, cut from two to four pounds of it into small well-shaped cutlets. Flatten, and season them with salt and mixed spices. Peel six or eight onions; parboil and skin two pounds of potatoes for one of meat. Lay some shred suet at the bottom of a stewpan, add a half-pint of stock, or two ounces of melted butter. Slice in a layer of potatoes, then place a layer of cutlets, strew in the onions, then again potatoes and chops, but let the top be thickly covered with potatoes. A shank or small bit of ham, or a scrape of smoked tongue, or a little sausage-meat, is an addition to this favourite family-dish. It must *stove* very slowly, and the pan must be closely and constantly covered.—*Obs.* *Hunter's Pie* is another excellent form of Irish stew, only this is sometimes made of beef-collops instead of mutton-chops; and the potatoes are always mashed. Place the potatoes, meat, and onions, in alternate layers in an earthenware pie-dish, and bake them; the thick top layer of potatoes may be neatly scored or scalloped on the edges, and glazed with eggs, if approved. Care must be taken to cover the potato-pastry, else it will scorch before the meat is done. A fashionable or French-Irish stew is baked in a mould, *en casserole*, and turned out when served. Mashed potatoes make an excellent wholesome paste to cover or form layers in plain meat-pies of all kinds, particularly pies of fat meat. See *Potato Pasty*. Some cooks wrap an old napkin round the stewpan-lid, which forms a kind of *lut*ing in dressing this and other *stoved* dishes, or use coarse water-paste. [There is a kind of cottage-oven used in Ireland and other places, in form of a wide stewpan, made of cast-iron, with a lid of the same thickness, on which embers of turf are put. This is placed over other embers, and an equal, slow heat is maintained, which dresses a stew, bakes a pudding or a bit of meat, and is found useful at other times as a cottage-pot.]

Another Plain Irish Stew.—Flatten cutlets of the back-ribs. Season with pepper and (if you like) mushroom-powder. Stew with plenty of shred onions and parsley in a broth drawn from the bones, etc., and when nearly done add peeled potatoes. When a thin stew, serve in a deep dish.

765. *Irish Tripe.*—Cook some onions in milk and water. If large, divide them, and have plenty of them. Add the tripe, cut in strips, and thicken as much of the sauce with butter, flour, and a little mustard, as will sauce the tripe. Serve the onions in it. A little vinegar or lemon-juice may be added. See Nos. 16, 56, 265, 742.

766. *Bread and Meat, or Koobbé.*—We have been favoured with a receipt for this savoury preparation, which, at sea, in camp, on Indian hunting-excursions, and long marches, is found to be very convenient. Make a dough with yeast as for bread; when yeast cannot be obtained, use whites of eggs or milk. In India, cocoa-nut is used to raise the dough, and with good effect. Roll out the paste very thick, and wrap meat into it (fat meat is best) of any kind, cut and seasoned in any way that is most convenient or agreeable. The dish may then be either boiled or baked. This species of camp-cookery is carried to some perfection in India, and might be found useful in the Bush, at the Diggings, and our thinly-populated colonies. It is applicable to all kinds of game, poultry, and meat. Fowls thus cooked may be stuffed with hard eggs, chopped parsley, oysters, etc.; veal, with forcemeat; goose, pig, and duck, either with apples or onions, as the sauce is liked. The stuffed things must be well skewered, or sewed before they are put into the dough, which forms a crust about the meat; thus combining bread, meat, and sauce in one portable dish.

767. *Milcou, a South American Preparation.*—This palatable and even elegant dish somewhat resembles the Italian pastes. Potatoes and a species of pumpkin are roasted, the pulp taken out and kneaded with salt and eggs. The paste is then rolled out, cut into little bits about the size of a dollar, and boiled for a quarter of an hour in milk sweetened.

768. *Le Bon Diable.*—This favourite *bonne bouche*, for which we have obtained the receipt from a lady who has contributed many valuable articles to this work, is thus pre-



THIS PAGE IS LOCKED TO FREE MEMBERS

Purchase full membership to immediately unlock this page

SAVE \$3,999,994

Did you know we sell
paperback books too?

To buy our entire catalog
in paperback would cost
over \$4,000,000

Access it all now for
\$8.99/month

*Fair usage policy applies

Continue

CHAPTER IV.

PASTRY, PIES, PASTIES, PATTIES, PUDDINGS, ETC.

Beasts of chase, or fowl, or game,
In pastry built. MILTON.

Chimeras from the poet's fancy flow ;
The cook contrives his shapes in *real dough*. KING.

THAT grand movement in cookery, to which the experiments of the St Ronan's Club have contributed not a little, has in some preparations produced almost an entire revolution. This mighty change is peculiarly visible in pastry. We have already, and repeatedly, spoken of the tendency of the age to simplicity, elegance, and true refinement, both in the preparation of all sorts of dishes, and in table embellishments. *Carême*, a great cook, is great, indeed, as a pastry cook. Indeed he more excels in the *entremêts* than the *entrées*. He might have peppered a cream-tart to Haroun Alraschid, though he might not have hit the taste of George III. in that monarch's plain, chervil-seasoned vermicelli soup ; nor that of his more luxurious son in Turtle or Punch. French pastry-cooks have nearly as many kinds of paste for their several *entremêts* as the meat-cooks have sauces for their *entrées*. They have their puff-paste, and half puff-paste, their beef-suet, and veal-suet paste, and their Saindoux,—a particular paste for cold and for hot pies, for timbales, and for tarts,—their *Brioche* paste, and *Nouvelle* paste, and an endless variety more, which are made into cakes by mixing with the paste chopped filberts, pistachios, almonds, and many kinds of cheese. The *Paté Royale* we have given, No. 712. The French, however, are not such architects in pastry as they once were. Instead of immense castles, bridges, and cathedrals, they now content themselves with villas and cottages *ornées*. For some complicated and formidable *pièce montée*, trembling to its base, they now present us with pyramids of tasteful little *vols-au-vent*, *buissons*, *i. e.*, bushes,—of tartlets, *Dauphines*, and *Petites Bouchées* of pastry : perhaps, through time, they may discard many of their imitation or mock *entremêts*, called *en surprise*, doubt-

less from the astonishment created at table, when it is discovered that the full plumaged swan, the boar's head, the haunch of mutton, or shoulder of lamb, are only sponge-cakes moulded into such preposterous forms: and that the mushrooms, etc., etc., with which they are garnished are but *meringued* sugar. Conceive a dried tongue, or mutton-cutlet, of Savoy cake!

770. To Make Different Pastes.

For paste, a marble slab, or very smooth fine-grained stone is best: some use a large slate; every thing should be nicely clean, and the temperature very cool, especially for puff-paste, as the butter if soft spoils the work. It may be iced in warm weather. Let a young, clever cook-maid see paste actually made, though but once, and she will understand all our receipts.—See Nos. 712, 717.

771. The state of the oven should be particularly attended to. Almost every oven has a temperament of its own; and it should never be forgotten, that from the intense degree of heat, and the circumstance of the meat being cut down into small pieces, the process of baking is more rapid than either roasting or stewing. *Puff-paste* requires a rather quick oven to make it rise light. *Raised pie-paste* must have a *soaking* oven; and paste glazed must have a rather slack oven, that the icing, if put on at first, be not scorched before the fruit is sufficiently baked. Till experienced, test the heat by putting in a bit of paste. A few general plain directions may be given; but if practice and observation are essential to the proper preparation of plain pie-crust, much more are they to the finer pastes, and the management of an oven. All pies to be eaten cold must be more highly seasoned than when hot. Fine crust for fruit should have egg and a little sugar, and some sorts, lemon grate or juice. It must not be handled much, and should be made in a room of cool temperature. Have a feather-brush to wipe off superfluous flour. Pastry-cutters and stamps of all kinds are bought in the shops. Ornaments of paste-foliage upon the edges of dressed dishes, and upon dressed hams, etc., are often appropriate. To *Ice*, see No. 1005.

French Puff-paste of Beef-Suet.—Prepare as above directed, and pound good dry suet in a mortar, with a spoonful of

olive-oil, to which more and more is gradually added till the suet becomes like butter. Use it exactly as butter in 771². Lard also may be employed, using half lard and half beef-suet pounded with flour. It makes excellent paste if to be eaten hot. Cold paste is best made of butter only.

French Puff-paste of Lard or Butter.—To twelve ounces of flour take two of lard, and two yolks of eggs, with a little salt. Work the paste, and let it rest a few minutes, then roll it out as puff-paste, and cover it lightly with lard (about the consistence of soft pomatum), with a paste-brush. Fold it in *three* layers, and roll it. Let it rest a few more minutes and brush again with more lard, and proceed as 771 until twelve ounces of lard have been used with sixteen of flour. This receipt is useful where butter is either dear or not to be had from heat of climate; a little sugar and lemon-juice are proper for paste if for fruit.—*Obs.* An excellent light crust is made of the fresh *leaf* of a fat pig, by clearing it of skin and fibres, and, having well washed it, incorporating it with flour and making a buttery paste.

French Paste for Hot Pies.—To thirteen ounces of flour put, in the usual manner, six ounces of butter, two yolks of eggs, a teaspoonful of salt, and a half-teacupful of water. Work it up, kneading between the hands.

771². *To make Fine Puff-paste, the French Feuilletage, or Many-leaved Crust.*—Use the finest flour; fresh, dry, and if you like, sifted. If for very rich crust, take equal weight, or at least two-thirds of the weight, of fresh, or better, of freshly-salted butter. Prepare the butter, except one-eighth (which may be kept for minutely crumbling down among the flour), by washing, if salted; and in every case by pressing out all moisture, rolling it up like a flattened ball in a thin cotton cloth, and squeezing. In every case the butter should be quite cold and firm; and in warm weather should be set over ice, or surrounded by the coldest water: The butter ready and cool, lay the flour on the cold slab or table. Crumble the left butter into it, and making a well in the centre, break in the proportion of two yolks of eggs to the pound, with a little salt, and the necessary quantity of the coldest water; knead up the paste quickly and lightly, dredging flour on the slab and the roller that nothing may be dabbled or lost while you roll out the dough square



THIS PAGE IS LOCKED TO FREE MEMBERS

Purchase full membership to immediately unlock this page

Get Smart

Over 2,000 years of
human knowledge in
797,885 volumes

Instant access
\$8.99/month

Continue

*Fair usage policy applies

of lard, and rather more of fresh dripping or butter, in about a pint of water, and make the paste of this. Knead it strongly, and beat it well with a rolling-pin. Let it stand to cool, and then from the mass raise the pie; or cut out pieces for the top and bottom, and a long piece for the sides; cement the bottom to the sides with egg, bringing the bottom piece beyond the sides, and pinching both together to make them join closely. Fill up the pie. Put on the top, and pinch it close to the sides. *Small raised pies* may be made by lining a tin shape with a sliding bottom with paste on the bottom and sides, and putting on a top. Practice is necessary to make a handsome raised pie.*

773. *Common Paste for Savoury Pies*.—To two pounds of good flour take six ounces of butter; break it down among the flour, and mix it with a couple of beat eggs and a pint of hot water. Knead it smooth, and roll out and double it three or four times. *Cold paste* is made as above, only use cold water. The butter is a short allowance.

774. *Rich Paste of Beef-suet for Common Meat-Pies*. Cut the suet in bits, and melt it in water. Strain it into fresh water, and when cold, press out the water, and pound it in a mortar with a little oil, till it come to the consistence of butter. Use this for making pie-crust, half a pound to a pound of flour.—See *Clarifield Suet*, No. 44.

775. *Common Tart-paste and Cream-paste*.—Make as No. 773, only use a little more butter, and a spoonful of sugar, if requisite. *Cream-paste*: use cream instead of water, and give six ounces of butter, with two of sugar, to the pound of flour.

776. *Short Crust for preserved Sweets*.—To a pound of the finest flour put a half-pound of fresh butter, the beat yolks of two eggs, and three ounces of fine sifted loaf-sugar. Mix this up with hot milk, knead it lightly, but smoothly, and ice the paste when ready. Cream may be used, and more butter.—*Obs.* The more finely the butter is crumbled down among the flour, the *shorter* will the crust eat. Those who dislike sweet crust may either entirely omit or use only half the quantity of sugar. The above paste is generally employed to line tart-pans. This paste may be perfumed by

* Cooks also use strong pasteboard rims or moulds for fortifying the walls of *raised pies*. The thing must be seen. We cannot satisfactorily describe it.

tincturing it with rose or orange-flower water,—a little almond paste will enrich it. It may, where suitable, be flavoured with lemon-juice. In this department, like every other, much is left to the taste and discretion of the cook.

777. *Venison-Pasty Crust.*—Make a paste in the proportion of two pounds of flour to twenty ounces of butter, with six beat eggs and hot water. Roll it out three times, double it, and the last time let the part intended for the top-crust remain pretty thick. This paste is well adapted to line timbales.

778. *Rice-paste for Savoury Pies.*—Clean and simmer the rice in milk and water till it swell. Cover veal, lamb, chicken, or game pies, equally with a layer of this, using beat egg to make it adhere, and to glaze it.

779. *Fine Crust for Cheesecakes, or delicate preserved Fruits.*—Sift a pound of the best flour, well dried, and mix it well with two ounces of finely sifted sugar. Beat half a pound of fresh butter to a cream by working it cold with a spoon or knife. Mix the flour and sugar very gradually with this, and work into it the well-beat whites of three eggs. If the paste is not stiff enough to roll out, put more flour and sugar to it.—See *Paste-royal, Puff-paste, Brioche Paste, and Household Bread.*

Savoury Pies of Meat, etc.

780. *To make a Beef-Steak Pie.*—Any tender and well mixed piece of beef will answer for a pie, though the heuck-bone or rump is best. Cut three or four pounds into small steaks; flatten and season highly with mixed spices; place fat and lean pieces together, and either roll them up as olives, or place them neatly in the dish, rising as all pies should do in the middle. Put in either a half-pint of gravy or the same quantity of water. Some like a few small half-cooked onions.—*Obs.* Cutpickles, a little catsup, or other seasonings, may be put to the pie, and either forcemeat-balls or a layer of forcemeat above and below the beef. Some prefer a few oysters. Make a paste of one and a half pound of flour, and one pound of butter, or use No. 774. Lay a strip of crust round the edge of the dish, and then cover and ornament it. A *Tripe Pie* is sometimes made, laying ham or beef-steaks in the bottom of the dish, and filling it up with tripe pre-

pared as if for *Fricassée*, seasoning highly, and covering with paste. It is a *nonsense* pie, save for variety.

781. *Plain Veal-Pie*.—Cut small outlets from the back-ribs or breast. Trim off the bones,—no bone should find place in any meat-pie,—and season the chops highly with mixed spices and such minced herbs as you choose; add a glass of water or a little gravy drawn from the trimmings, and cover the pie.—*Obs.* A slice of dressed bacon is an improvement. Uncooked bacon, if used, would, from the saltpetre in it, make the veal *red* and ugly-looking; else uncooked were more savoury.

782. *A richer Veal-Pie*.—Proceed as above, but add a few slices of lean dressed bacon, forcemeat-balls, and hard-boiled yolks of eggs; or a scalded sweetbread cut into bits, and also truffles, morells, or mushrooms, as is convenient or approved. When baked, pour some well-seasoned hot gravy into the pie by removing the top ornament. Then replace it.

783. *A very rich Veal-Pie*.—Cut steaks from the breast or fillet. Season them with white pepper, salt, mace, and cloves pounded, lemon-grate, and a scrape of nutmeg, all mixed. Cut down and season, as above, two sweetbreads or a veal-kidney, first well soaked. Lay an edging of paste round the ledge of the pie-dish, and fill it. Put divided hard-boiled yolks of eggs or the cut sweetbreads, and either some mushrooms or oysters, over the meat. Strew in more mixed seasonings, and place a layer of thin slices of cooked lean ham over the whole. Put in a half-pint of water or gravy, and cover the dish. When ready, remove the top ornament, and pour in through a funnel a large glassful of good veal-gravy, quite hot, and thickened with flour and cream; replace the top. Cold *veal, beef, or mutton*, may be re-dressed, seasoning highly either as pie or potato-pasty.

784. *Veal Olive Pie*.—Cut long slices from the fillet, and flatten and season them. Having first brushed them with the yolk of an egg, roll them up neatly as olives, not too large, and place them in the dish, making the middle part highest, as is proper in all pies. Add a glass of water, and cover the dish; or add good gravy, thickened with cream and flour. A little forcemeat spread on each olive, before rolling up, will be an improvement.

785. *Rich Veal Olive Pie, Scottish*.—Make a forcemeat of



THIS PAGE IS LOCKED TO FREE MEMBERS

Purchase full membership to immediately unlock this page

SAVE \$3,999,994

Did you know we sell
paperback books too?

To buy our entire catalog
in paperback would cost
over \$4,000,000

Access it all now for
\$8.99/month

*Fair usage policy applies

Continue

788. *A Bride's Pie,—a Scottish Pie.*—This is just a very nice mince-pie. Chop the meat of two large calves' feet, boiled as in the former receipt; a pound of mutton-suet, and a pound of pared apples, separately, till they are fine. Mix them, and add to them a half-pound of picked and rubbed currants, and the same quantity of raisins stoned and chopped. Season with a quarter-ounce of cinnamon in powder, two drachms of grated nutmeg and pounded mace, an ounce of candied citron, and double the quantity of lemon-peel, both sliced thin, a glass of brandy, and another of Madeira. Line a tin pan, which has a slip-bottom, with puff-paste, and put the minced meat, etc., into it. Roll out a cover for the pie, which usually has a glass or a gold ring concealed somewhere in the crust, and should be embellished with appropriate ornaments and devices, as Cupids, turtles, torches, flames, darts, and other emblematic devices of the wedding-cake kind.

789. *A Mutton-Pie.*—Cut two or three pounds of the back-ribs or loin into handsome chops; chop off all the bone, flatten and season the chops with pepper and salt. Place them neatly in the dish; put in a glassful of gravy or water, and strew minced parsley and onion over the meat, and with puff-paste made of a pound of flour, and a half-pound of butter, cover it.* Less paste will do for this pie, and of a cheaper kind.—*Obs.* Mutton or veal pie may be seasoned with curry-powder. Mutton or veal may be made into small raised pies of an oval, or other form, or in saucers, or other shapes, and re-warmed in a Dutch oven when wanted for hot suppers or luncheon. *A Squab Pie* is made of mutton-chops, cut apples, and shred onions, with spices and a little sugar. Nearly obsolete.

790. *Lamb-Pie.*—This is made of either the loin, back-ribs, or breast, *not too fat*, cutting out the bone, but always leaving the gristles. Do not season this delicate meat over highly. Put a little jelly-gravy in the dish if the pie is to be eaten cold, in which state a lamb-pie is exceedingly good. Hard-boiled eggs may be added. Use puff-paste.

791. *Pigeon-Pie.*—Clean and season the pigeons well in the inside with pepper, salt, and cayenne. Put into each

* A corresponding member of the Club recommends Sauce Robert for mutton-pie, but made without lemon-juice. Approved.

bird a little chopped parsley mixed with the livers parboiled and minced, and some bits of butter. Cover the bottom of the dish either with a beef-steak, a few cutlets of veal, or slices of dressed bacon. Lay in the birds; put the seasoned gizzards, and, if approved, a few hard-boiled yolks of eggs into the dish. A thin slice of lean cooked ham laid on the breast of each bird is an improvement to the flavour. Cover the pie with puff-paste, first laying a border of paste round the rim. A half-hour will bake it if small.—*Obs.* It is common to stick two or three feet of pigeons or moorfowl into the centre of the cover of pies as a label to the contents, though we confess we see little use and no beauty in the practice.—Forcemeat-balls may be added to enrich the pie; and a few chopped mushrooms are with us a favourite addition. Some cooks lay the steaks above the birds, which is sensible, if not seemly.

792. PIES OF GAME.—*Grouse or Moorfowl Pie.*—If the birds are small, keep them whole; if large, divide or quarter them. Season them highly, and put plenty of butter into the dish above and below them; or put a beef-steak into the bottom of the dish. Cover it with good puff-paste, and take care not to bake the pie too much. A half-pint of a hot sauce made of melted butter, the juice of a lemon, and a glass of claret, and poured into the pie when to be served hot, is an improvement, and does not overpower the native flavour of the game. *Woodcocks* and *snipes*, when very plentiful, are sometimes made into pies. Clean the intestines, which are so highly prized. Parboil and pound them with seasonings, scraped lard, chopped herbs, and truffles. Stuff the birds with this forcemeat.

793. *A Hare-Pie.*—Cut up the good parts of a hare; season and put them in a pie-dish with plenty of butter; or if to be very rich, forcemeat-balls and yolks of hard-boiled eggs. If to eat cold, which this pie does very well, fill the dish with a gravy when the top is taken off, of a kind which will jelly when cooled.

794. *Chicken-Pie.*—Skin and cut up, as for helping at table, as many chickens or young fowls as the size of your pie requires. Season the joints with white pepper, salt, and a little mace and nutmeg, all in fine powder. Put the pieces into the pie-dish, with thin slices of fresh ham, or veal-chops,

or veal-udder. Force-meat-balls, layers of force-meat, and yolks of hard eggs, may be added at pleasure. Make a good gravy of knuckle or scrag of veal or of mutton, seasoning it with white peppercorns, onions, and parsley. Strain this gravy, which must be boiled to a jelly, and put it to the pie. Cover with a rich ornamented puff-paste; and bake the pie, if large, for an hour and a quarter, covering it with paper, or a tin dish-cover, lest the paste be scorched or over-done.—*Obs.* The chickens may be stuffed, if very small, and laid on force-meat. This pie may be made *flat* like a *tourte*, in the French style. It and all pies may be made plainer at the discretion of the cook. It is the favourite pie of France and England, next to a game pie, and is as good cold as hot. If to eat cold, bone the chicken, and place alternate layers of chicken and force-meat. It is always good to bone pie-meat.

795. *Giblet-Pie*.—Clean and stew the giblets in broth, with peppercorns, onions, and parsley. When tender, take them up, and when cold, cut them in neat pieces. Lay a beef-steak in the bottom of a small pie-dish, or a layer of force-meat made of seasonings, minced veal or beef, and a little ham. Put in the cut giblets, and strew in shred onion. Strain the liquor over them in which they were stewed, and place a few boiled potatoes sliced above all. Cover with a common crust, or for a plain dish with mashed potatoes.—*Obs.* A giblet pie is sometimes made with a pudding in it, composed of the blood of the goose or ducks strained, a little boiled rice, suet and onion shred fine, with pepper and salt. Keep the skin of the neck of the goose, and stuff it with this. Close the pudding at both ends, turn it round, and place it in the centre of the pie-dish.

796. *A Rabbit or Fife Pie*.—This may be made as directed for chicken-pie; or more plainly as giblet-pie, making a force-meat of the livers parboiled, chopped parsley, and anchovies, or eschalot, pepper, salt, and a little butter or shred suet. A few thin slices or gobbets of well-flavoured bacon will greatly improve a rabbit-pie. It is now sometimes called a *Fife-pie*, in honour of the Thane, we presume.—*Obs.* *Rabbit-pie* may be made with onion-sauce: but first parboil the onions to take off the excess of their flavour.

797. *Partridge-Pie*.—Clean and truss four, or, if large, three partridges, cutting off the legs at the second joint.



THIS PAGE IS LOCKED TO FREE MEMBERS

Purchase full membership to immediately unlock this page

Get Smart

Over 2,000 years of
human knowledge in
797,885 volumes

Instant access
\$8.99/month

Continue

*Fair usage policy applies

ever, so celebrated, that it would be unpardonable to treat it with neglect. Truss as for boiling six partridges. Singe and wipe them. Season them with salt, pepper, and mixed spices, minced parsley, and young onions, and lard them. Brush, wash, and peel two pounds of truffles. Hash the small and broken ones; and mince them with the livers of the partridges and a fat goose-liver, or fat livers of poultry, or a piece of veal-udder parboiled. Mix all these things, and pound them in a mortar, adding raw egg, as directed for *quenelles*, Nos. 692, 695. Season this forcemeat very highly. Cut open the trussed partridges at the back, and stuff each of them with the forcemeat, and some whole truffles. Place them backs downmost in a raised crust, either round or oval, and bake, first lining the crust with slices of bacon and forcemeat. Game-pies of the richest description, with truffles, etc., are now regularly imported to London, where everything may be had for money.

801. *Venison-Pasty*.—A modern pasty is made of what does not roast well, as the neck, the breast, the shoulder. The breast makes a good pasty. Cut it into little chops, trimming off all bone and skins. Make some good gravy from the bones and other trimmings. Place fat and lean pieces of the meat together; or, if very lean, place thin slices from the firm fat of a leg or a neck of mutton along with each piece. Season the meat with pepper, salt, pounded mace, and allspice. Place it handsomely in a dish, and put in the drawn gravy a quarter-pint of claret or port, a glassful of eschalot-vinegar, and, if liked, a couple of onions very finely shred. Cover the dish with a thick crust, No. 777.—(See pages 91, 120, 317.)—*Obs.* This is a dish in which ornament is not only allowable, but is actually expected. The paste-decorations are, however, matters of fancy. Before the pasty is served, if the meat be lean, more sauce made of a little red wine, gravy, mixed spices, and the juice of a lemon, may be put in hot. A common fault of venison-pasty is being overdone. An hour and a half in a moderate oven is fully sufficient for baking an ordinary-sized pasty; an hour will do for a small one. Some cooks marinade the meat in the wine and other seasonings for a night, or for some hours previous to baking. This, no doubt, imbues the venison with the flavour of the seasonings, but at the same time drains off the juices, and hurts the natural flavour of

the meat, so that we discountenance the practice. A *Mock-venison pasty* is made of a breast of mutton soaked in claret, vinegar, and spices for a night, before dressing.

802. *Rook-Pie*.—Skin the young birds; cut out the back-bones; season the birds with pepper and salt. Lay a beef-steak in the bottom of the dish, and pour a good deal of thickened melted butter over the birds. Cover with a common crust. They require long baking: an hour and a half, and may with advantage be first stewed. For lark-pie and sparrow-pie, three or four dozen to one pie, we give no receipt.

N.B.—For *Savoury Fish-Pies*, see pages 189–91.

803. *Sea-Pie*.—Cut up into joints and blanch a fowl. Soak slices of salt beef. Make a thick, rich paste of flour and mashed potatoes, with butter or with dripping, or use flour or potato-paste separately, and made either with butter or dripping as convenient. Season with shred onion, pepper, and salt; and in a deep tin-buttered pudding-dish lay meat and paste, layer and layer alternately, till the dish is full. Fill up the dish with water, and let it either bake slowly, stew, or steam,—turn out and serve hot. A sea-pie is properly a scrap-pie.

Fruit-Pies, etc.

FRUIT-PIES require a light and rich crust. Fruits that have been preserved are generally baked in an open crust, and are ornamented with paste-bars, basket-work, stars, etc. Preserved fruits need not be put in till the crust is baked, as the oven often injures their colour.—See *Plans*.

804. *Apple-Pie*.—Wipe, pare, and slice the apples; core with the instrument. Lay a strip of puff-paste round the edge of the dish. Put in a layer of the sliced fruit, then sugar and whatever seasonings you use. A small mixture of quince greatly improves the flavour. Proceed in this manner till the dish is heaped, keeping the fruit highest in the middle. Cover it with puff-paste, ornament the border and the top with leaves, flowers, etc.—*Obs.* A variety of apples besides codlins are used for baking, though russetings, Ribstone pippins, golden pippins, and such as melt equally, and are a little acid, are esteemed the best. Apple-pie used to be seasoned with pounded cinnamon and cloves; now lemon-grate, quince, marmalade, candied citron, or orange-peel, are preferred. If the apples have become dry and

insipid, the parings and cores may be boiled with a stick of cinnamon and sugar, and the strained liquor added to the pie. Apple-pie is often liked hot. It is eaten with plain cream, made cream, or *Crème Patissière*, No. 711². It was wont to be *buttered*; and this is still the practice in some provincial situations in England, though *buttered* pease, and *buttered* apple-pie, for reasons which we do not comprehend, have latterly come to be considered *ungenteel*, if not absolutely vulgar. *Buttering* is performed by putting a piece of fresh butter into the hot pie when it is cut open. Apples must be thrown into plenty of water as they are pared, or they will become discoloured.

805. *Ripe Fruit-Pies*—*Black cherries* and *currants*, *damsons*, *plums* of all kinds, *currants*, and *raspberries* and *cranberries*, *apricots*, and *gooseberries*, suitably mixed or alone, are all made into fruit-pies. Place the fruit, picked and washed, in a flattish pie-dish, raising it high in the middle. Allow enough of sugar, and cover with a rich light paste, which fruit-pies require more than those made of meat.

806. *Green Gooseberry-Pie*.—Top and tail as many unripe gooseberries as will fully fill your dish. Line the dish, or merely border it with paste. Put in the fruit, and plenty of moist sugar, and cover the pie with good puff-paste. The gooseberries may be first stewed in the sugar.—*Obs.* All fruit, as it goes on to maturity, requires more sugar till nearly ripe.

807. *Rhubarb-Pie*.—Peel off the skin from stalks of young rhubarb, and cut them slantways into bits of about an inch and a half. Some kinds need no peeling. Stew them slowly in sugar, or in butter and a little water, till soft; sweeten, and make them into a covered pie or open tart.—*Obs.* Gooseberry, apple, rhubarb, and other fruit-pies, eat very well cold; or the fruit may be stewed and sweetened for common use, without further preparation. Fresh good cream is a very great improvement to all fruit-pies and tarts. The next best thing is plain custard. In England the cream is often sweetened, thickened with beat yolks of eggs, made, in short into a custard, and poured over the fruit. In Scotland, cream for tarts is usually served either plain or merely whisked; and served whipt over the cold stewed fruit laid in crust.



THIS PAGE IS LOCKED TO FREE MEMBERS

Purchase full membership to immediately unlock this page

SAVE \$3,999,994

Did you know we sell
paperback books too?

To buy our entire catalog
in paperback would cost
over \$4,000,000

Access it all now for
\$8.99/month

*Fair usage policy applies

Continue

edges neatly. Put in a little of any kind of jam or marmalade, and either cross-bar the tarts with paste-straws, cut out with a notched paste-runner, or wreath the paste-straws round them.—*Obs.* This, or making little patties or pastry ramakins, is a very good way of using up any bit of paste that is left over from a large pie or tart.

Small Puffs.—Give puff-paste seven and a half *turns*, leaving it nearly a half-inch thick. Cut it into pieces about five inches long, to have, when doubled, the form of squares, triangles, crescents, etc. Place a little jam of any kind on each, and double them up. Wet and pinch them close at the edges with a fluted paste-runner, trim and bake them on tins, with paper below.—See No. 818.

811. *Cranberry-Tart.*—This may be made either of fresh or preserved cranberries. Season with beat cloves and cinnamon. Put in a sufficient quantity of sugar. Cover with a puff-paste, and serve with cream, which to this dry fruit is indispensable.

812. *Plum, Prune, and Apricot Tarts.*—Wash and scald the fruit; take out the stones, and either bruise them, and take some of the chopped kernels to add to the tarts, or not, as you choose. Put sugar to taste to the fruit, and bake it as a *flan*, tart, or pie.

813. *To Ice Tarts, etc.*—Beat the white of an egg very well, and with this brush the paste with a feather, either at first, or when *half-baked*, which prevents the icing from becoming scorched in the oven. When brushed well over with egg, sift fine sugar, beat to powder, over it. A heavier kind of varnish for some things is made of beat yolks of eggs and melted butter.—See, *for other Icings, Cakes*, Nos. 1005, 1006.

814. *Common Glazings for Paste.*—Sugar and water; yolk or white of egg beat up with water; white of egg and sugar sifted over; yolk of egg and melted butter.

815. *Mince-meat and Mince-pies.*—These are made in an endless variety of ways. We recommend every young housekeeper to adopt in this favourite preparation the receipt of her own grandmother. This ought to produce the best mince-meat and Christmas-pies. Indeed, every family receipt-book teems with prescriptions. We select what is, after experiment and mature consideration, considered the

best formula.—Bake or boil slightly a couple of pounds of the fine lean of good beef, or better, of tongue. Mince this, or scrape it. Mince also two pounds of fresh suet, two of apples, pared and cored, three pounds of fresh currants, rubbed, picked, and dried, and a pound and a half of best raisins stoned. Let the things be separately minced till fine, but not so fine as to run together; then mix them well with a pound of beat sugar, and a teaspoonful of pounded salt, a half-ounce of ground ginger, the same weight of allspice and bruised coriander-seeds, some beat cloves, two nutmegs grated, the juice and grated rind of two lemons and of two Seville oranges, half a pound of candied lemon and orange peel, and a quarter-pound of candied citron, all sliced. Mix the seasonings equally with the meat. Keep the minced meat closely pressed in cans in a cool, dry, airy place. Put a half-pint of brandy, or pine-apple rum, into a bottle with double that quantity of Madeira or sherry, and a half-pint of orange-flower water. When to be used, cover baking-pans of any size, small saucers, or a small flat pie-dish, with puff or plain paste. Moisten the mince-meat with the wine and brandy; add some fresh grate and juice of lemon. The chopped apples may also be added at this stage. Fill the pies. Put a cover of puff-paste over them, and, if a plain paste, ice it. Pare the edges neatly, and ornament the top with stamps or a paste-knife. Half an hour of a moderate oven will bake these pies. Slip them out of the tins, and serve them hot.—*Obs.* Mince-pies may be made cheaper, and yet tolerably good, by substituting gravy for wine; or by using home-made wine (ginger wine is best); by lessening the quantity of expensive fruits and spiceries, and taking any bit of good dressed beef the larder affords.

816. *Superlative Mince-pies.*—Rub with salt and mixed spices the lean of a fat bullock's tongue. Let it lie for three days, and parboil, skin, and mince or scrape two pounds of it. Mince separately two pounds of beef kidney suet, two of stoned raisins, three pounds of Zante currants, picked, plumped, and dried, a dozen of lemon pippin apples pared and cored, and a half-pound of blanched almonds, with a few bitter ones. Mix the mince, and add a half-pound of candied citron and orange peel minced, and an ounce of beat cinnamon and cloves, with the juice and grated rind

of three or four lemons, half an ounce of salt, and the same quantity of allspice, a pound of fine sugar pounded, and a pint and a half of Madeira, the half quantity of brandy and orange-flower water. Line the pans with a rich puff-paste, fill, bake, and serve the pies hot, with burnt brandy.—*Obs.* The brandy should be burnt at table as it is used. Though the mince-meat will keep good for a long while, it is best not too old. The fruit, suet, and wine may be added when the pies are to be made, as the suet and raw apples are apt to spoil; and the dried fruits, though in less danger, do not improve by keeping in the minced state. Mince-pies warm up very well in a Dutch oven or in a slack oven, before the fire, or on the hob. A good addition to mince-meat is a couple of lemons boiled and chopped, taking out the pips and coarse parts.—See *Plum-pudding*.

817. *Common Apple, Gooseberry, or Rhubarb Pasties, or Turn-overs.*—Make a hot crust with dripping or lard melted in boiling water; roll it out quickly, and stamp it so as to be of a semicircular form when turned over. Lay stewed apples, rhubarb, or scalded gooseberries, or any common jam, in the crust, with moist sugar to sweeten; add, if apples, quince, lemon-peel, or cinnamon; if rhubarb, ginger. Double up and pinch the crust. Trim the edges, and bake the pasties in a moderate oven. If there be icing at hand they may be iced.

Puffs.

THESE are called apple-puffs, lemon-puffs, cheese-puffs, egg-puffs, etc., taking the name from the principal ingredient in their composition.—See No. 810.

818. *Apple-Puffs.*—Stew, or roast apples till they will peel and pulp dry. Mix them with good beat sugar and finely-chopped lemon-peel. Bake them in rather thin sweet crust, in a quick oven. They are best when made rather small.

819. *Lemon or Orange Puffs.*—Grate down three-quarters of a pound of refined sugar, and mix it well with the grate of three lemons, or two Seville oranges. Beat the whites of four eggs to a *solid-looking* froth, and, putting this to the sugar, beat the whole together without intermission for half an hour. Drop this mixture into any variety of shapes,



THIS PAGE IS LOCKED TO FREE MEMBERS

Purchase full membership to immediately unlock this page

Get Smart

Over 2,000 years of
human knowledge in
797,885 volumes

Instant access
\$8.99/month

Continue

*Fair usage policy applies

veal or lamb, thickened with a bit of butter rolled in flour; add a little grated lemon-peel, white pepper, salt, a very little cayenne, and a teaspoonful of lemon-juice. Stir the mince in this till quite hot, and fill up the patties, which are best baked empty, as above, as the mince-meat hardens in the baking.—Serve as No. 820.

822. *Egg and Ham Patties*.—In these *bread* is used for paste, or they are served *en croustade*.—Scoop out part from thick slices of a stale quartern loaf; shake the *croustades*, and fry them of a gold colour: drain and fill the cavity with ham, prepared as directed for chicken and ham patties; lay a nicely-poached egg on each.—*Obs.* Small loaves, with a thick bottom-crust, are baked for this purpose; and what bakers call sandwich loaves answer well.

823. *Rabbit and Hare Patties*.—Mince the best parts of a cold roast rabbit or hare, very fine, with a little finely-shred mutton-suet. Draw a gravy from the bones and skins, or take any other good gravy; thicken it with butter and flour, and season with salt, cayenne, pepper, nutmeg, mace, the grate of half a lemon, and a very little red wine, or any suitable flavoured vinegar. Stew the mince, and fill the patties as above directed.—*Obs.* If there be any stuffing of the hare left, it will make, when minced, a good addition to the patties, as will all the native gravy left about veal, hare, etc.

824. *Oyster-Patties*.—Prepare the paste for these patties as in No. 820, and wash in their own liquor, and beard as many small oysters as will make a dozen of patties. Strain the liquor, and put to it an ounce of butter rolled in flour. Cut the oysters into small bits, and stew them ten minutes with a little salt, mace, and white pepper, the grate of half a small lemon, and, if liked, a little cayenne. A spoonful of thick cream may be added. Put this hot into the patty-crusts when ready to serve. Some good cooks put a little minced parsley to the oysters, with salt and pepper, and no other seasoning.—Dish and serve as No. 820.

825. *Lobster-Patties*.—Chop the meat of the tail and claws of a boiled hen-lobster. Pound a little of the spawn in a mortar, with a half-ounce of butter crumbled, a little veal-jelly, gravy or butter, and a spoonful of cream; add a seasoning of cayenne, mace, salt, a little essence of anchovy,

and a teaspoonful of lemon-grate. Stew the lobster-meat in this for a few minutes, adding a spoonful or two of water, if over thick, and a very little flour to give consistence to the gravy. Fill the patties with the hot stew when they are ready to serve. *Another way, French.*—Make the meat into balls the size of a very large pea:—egg and roll the balls in fine crumbs and lobster coral: fry and place five in each prepared open patty-case, and a larger one to crown. Moisten with as much sauce *l'Aurore* as the crusts will hold without slopping.—See No. 820.

826. *Oyster and Mushroom Patties.*—Take two parts of stewed oysters, and one part of fresh mushrooms; cut them separately into small dice. Fry the mushrooms in butter and flour. Moisten this with gravy, the oyster-liquor, and a little cream. Season with salt, nutmeg, pepper, and cayenne. Stir in the oysters, fill the patties, and put on the top.

827. *Turkey-Patties.*—Mince the white part of cold turkey; add a little grated ham. Stew this in a little good gravy, or melted butter. Put a spoonful of cream to the mince, and season with white pepper, salt, and mace.

Veal and Ham Patties.—Make and season both these as chicken and ham patties, No. 821.

828. *French, or Modern English Patties.*—These are essentially the same as patties baked in tins, and elaborately carved by the hand as above, but they differ in form, and are in fact just small *VOLS-AU-VENT*, or large pastry *hors d'œuvres*, according to the composition with which they are filled. Have some very light puff-paste about a half inch thick: with a fluted pastry-stamp of three and a half inches in diameter, cut out as many pieces as you wish patties; and, with one of less than two inches diameter, as many more: wet the smallest, and place it over the largest: and with a third cutter, of one and a half inch diameter, press lightly, but to make a distinct impression through both. Bake in a baking-tin in a quick oven, till of a good colour—about fifteen minutes: cut out the marked top, keeping the rim of the upper crust whole: scoop out the paste below, put in a teaspoonful of a suitable sauce, and then the prepared mince of oyster, lobster, chicken, or whatever it is: add a little more sauce, and either put on a paste-top, or, for ham and chicken patties, and some others, as oysters and

shrimps, use fried crumbs. *Sweet Patties* the same; but the paste may have a little sugar, and be seasoned with essence of lemon, or any flavouring ingredient suitable to what is to be served in them, adding a very little custard or *Crème Patissière*.—N.B. Never fill patties so full as to slop.—See No. 831.

829. *Beef Patties or Podovies*.—Shred a tender underdone piece of lean roast beef, with a little of the firm fat. Season with pepper, salt, onion, an anchovy boned and chopped, and a very little eschalot or Chili vinegar. The podovies may be made either by putting the mince into hot paste like apple-pasty, and frying them, or be baked in patty-pans in a good plain crust made of dripping, suet, or lard.

830. *To prepare Meat for small Pies for hot Suppers and Luncheons; or for Patties*.—Take in the proportion of a pound of fillet of veal, a pound of beef, and a half-pound of suet. Chop the meat roughly, and the suet less than the meat. Season with salt, pepper, and allspice. The meat thus prepared will keep some days if pressed into a jar. When ready to be baked in saucers, or as little raised pies or patties, add a little minced parsley. Or keep the pies baked, and heat them, when wanted.—See *Godiveau*, No. 692.

831. *Sweet Patties*.—Mince the boiled meat of a calf's foot; three pared apples, and a little candied orange and lemon peel: add fresh lemon-grate, and the juice of a lemon, a little fine sugar, a small glass of sweet wine, a little nutmeg, the chopped yolk of two hard-boiled eggs, and, if wished, a little shred mutton-suet or marrow. Bake in puff-paste. *Sweet Patties* may be made like small mince-pies, and seasoned in an endless variety of ways. They may be made as *Turn-overs*, and *fried* in plenty of lard or dripping. They are a favourite family-dish when baked as *Turn-overs* on tins.

Puddings.

Without pretending to make a skilled cook by book, we believe that any intelligent beginner may compound a good pudding by attending to the following simple rules and plain directions:—Attention is all that is required, and a little manual dexterity in turning the pudding out of the mould



THIS PAGE IS LOCKED TO FREE MEMBERS

Purchase full membership to immediately unlock this page

SAVE \$3,999,994

Did you know we sell
paperback books too?

To buy our entire catalog
in paperback would cost
over \$4,000,000

Access it all now for
\$8.99/month

*Fair usage policy applies

Continue

the juice of pies does not boil over, or the liquid contents of puddings; and remember that sugar, butter, and suet become liquids in boiling. It is from their excess that puddings often break. Be, therefore, rather sparing of sugar; for if you have much syrup you must have more eggs and flour, which make puddings heavy. It is often the quantity of sugar which makes tapioca and arrow-root, boiled plain, troublesome to keep in shape when moulded. Rice or other grain puddings must not be allowed to *boil* in the oven before *setting*, or the ingredients will separate and never *set*; so never put them into a very hot oven. As a rule we may assume that such flavouring ingredients as lemon grate and juice, vanilla, and cocoa-nut are more admired in modern puddings than cinnamon, cloves, and nutmeg. Care must be taken to mix batter-puddings smoothly. Let the dried flour be gradually mixed with a very little of the milk, as in making mustard or starch, and afterwards, in nice cookery, strain the batter through a coarse sieve. Puddings are lighter boiled than baked. Raisins, prunes, and damsons for puddings must be carefully stoned; or sultanas may be used in place of other raisins. Currants must be picked, and plunged in hot water, rubbed in a floured cloth and plumped and dried before the fire; almonds must be blanched and sliced; and in mixing grated bread, pounded biscuit, etc., with milk, pour the milk on them hot, and cover the vessel for an hour, which is both better and easier than boiling. Suet must be quite fresh and free of fibres. Mutton-suet for puddings is lighter than that of beef; but marrow, when it can be obtained, is richer than either. A baked pudding for company has often a paste-border or a garnishing of blanched and sliced almonds about it, but these borders are merely matters of ornament; if moulded, puddings may also be garnished in various ways, as with bits of currant-jelly. The best seasonings for plain batter-puddings are conserve of Seville orange, lemon-rind, lemon-brandy, or orange-flower-water. Spirits, and even wine, are every day less used, both from taste and economy.—*Pudding-Sauces*, see pp. 252, 447. The sweetness and flavour of puddings must in most cases be determined by individual taste. Sugar can be added at table. *Iced Puddings* are the greatest modern discovery in this class of dishes.—See Nos. 874, 874².

832. *A Common small Plum-Pudding*.—Take six ounces

of shred suet, from two to six of dry flour, four of stoned raisins, three of picked and plumped currants, a little allspice and nutmeg, or cinnamon. Thin this with four beat eggs and a little milk, and put in either a glass of sweet wine or a half-glass of rum or brandy, a saltspoonful of salt, and sugar to taste. There are a thousand ways of making a plum-pudding.—*Obs.* The wine or spirits may be spared, and the pudding flavoured with distilled waters, as peach-water, orange-flower-water, etc. Bread-crumbs, or a part bread, make the pudding lighter than flour, and a spoonful of treacle deepens the colour; the materials, except the milk, eggs, and spirits, should be mixed the night before, and the whole must be vigorously and repeatedly stirred; tie firmly up, and boil for four hours at least.

The Trinity Christmas Plum-Pudding.

[We have had the felicity, on sundry "Merry Christmases," of sitting in the blaze of the "Yule-clog," embowered among evergreens at "a good man's feast," who well understood, and himself looked, to the due concoction and boiling of the pudding of his nation, weighing from some twenty-five to thirty pounds. For it we give his receipt, which we need not say is excellent; proved and *approved*.]

The Trinity Christmas Pudding.—Three pounds stoned raisins, half Muscatel and half Valentinia, three pounds currants, three pounds beef-suet chopped very fine, sixty eggs, a pint and a half of milk, three pounds best moist sugar, the rind of six lemons minced very small, four pounds of fine flour, a half-pound treacle, four nutmegs grated, and cinnamon and cloves pounded to taste; one large tablespoonful of salt, two wine-glasses of brandy, two of rum, one of port; of sliced candied orange and lemon peel a half-ounce each, citron-peel a half-ounce. The whole must be thoroughly well mixed early on the 24th December, and boiled for ten hours on Christmas Eve, and four hours on Christmas Day, or from leaving chapel till dinner-time, taking care the whole time to keep the boiler filled with boiling water, and the fire strong and constant. Farther, in preparing for the boiler, the cloth, first scalded, afterwards squeezed, is put on the dresser and well dredged with flour, and then placed very evenly over a colander, so that it shall be exactly in the middle of it. The pudding is then put into the cloth, and well stirred up, a person plaiting the cloth so that it shall be evenly taken up and that no water shall get into it. It must then be excessively well tied up, allowing some room for the pudding swelling, and boiled. The *Christmas Pudding* should be served up with a sprig of arbutus stuck in the middle, with one of its red berries, and a sprig of variegated holly with one or two berries on each side of it. This is to keep away the witches.

833. *A superfine Plum-Pudding.*—Take four ounces of pounded pudding-biscuit, or of good common biscuit, and two ounces of the best flour, a half-pound of bloom or muscatel raisins stoned, the same quantity of fresh Zante currants picked and plumped, and a pound of kidney-suet stripped

of skins and filaments, and shred; a teaspoonful of nutmeg grated, a quarter-pound of fine beat sugar, a drachm of pounded cinnamon, two blades of mace, and a saltspoonful of salt; two ounces of candied lemon, orange, or citron peel sliced, and two ounces of blanched almonds roughly chopped; also the grated rind of two, and the juice of four lemons, and sugar to sweeten. Beat six eggs well, and put to them a little sweet milk, a glass of brandy, and then mix in the flour, and all the ingredients minced, and let them blend for some hours. Tie up the pudding firmly, and boil it for four or five hours, keeping up the boil, and turning the cloth. Serve pudding-sauce, pouring some over.—(Nos. 305, 834².) Plum-pudding will keep long, hung in a dry cool larder; and re-warm whole, or in slices, in the Dutch oven or frying-pan, or served in a pastry-crust. A plum-pudding with meat may be made either according to the receipt for *minced pies*, or a *Bride's pie*, adding enough of eggs and milk. The same pudding may be baked.*

834. *Marrow-Pudding*.—Grate as much bread as will fill a large breakfastcup quite full. Put it into a jug, and pour nearly a quart of boiling sweet milk or thin cream over it, and let it swell and soak, while you shred a half-pound of marrow or kidney-suet, and beat up four large or five small eggs. Have two ounces of raisins stoned, and two ounces of currants picked and plumped. Sweeten the pudding to taste, and season it with a very little grated nutmeg, and a teaspoonful of cinnamon in powder. Cover a flat stoneware dish on the edge with strips of puff-paste, and mark this neatly in foliage. Bake the pudding in this dish, or plainly in a deep dish.—*Obs.* A few blanched cut almonds, or a little candied citron or orange peel, may be put to this pudding for variety. A little finely-sifted sugar may be strewed on the top, which makes a good veil to puddings when unluckily scorched in the oven; and a few blanched almonds sliced may be stuck round it for ornament. In a flat dish twenty-five minutes will bake it. It will require a half-hour in a deep dish: or it *may be boiled* in a pudding-mould. This pudding, called also *Alderman's*, will keep and cut in slices,

* Instead of one huge plum-pudding, we prepare at THE CLEIKUM a *Hen and Chickens*, putting the *Hen*, of ten or twelve pounds, to boil a couple of hours before her Chickens. We have the *Hen* for Christmas or company, and a *plum-Chicken* can be heated up any day.



THIS PAGE IS LOCKED TO FREE MEMBERS

Purchase full membership to immediately unlock this page

Get Smart

Over 2,000 years of
human knowledge in
797,885 volumes

Instant access
\$8.99/month

Continue

*Fair usage policy applies

serve with sauce, No. 834².—*Obs.* This pudding will keep a long while, and in this its utility consists; it may either be fried or broiled in slices, or warmed up in a fresh cloth. It will take long to get hot quite through if re-warmed whole. If made with meat instead of suet it will eat cold: or if mince-meat, No. 815, is used with the addition of bread-crumbs. Adding to a pound of mince-meat three ounces of dry panada, and mixing up the whole with a glass of spirits, and the grate and juice of a lemon and three beat eggs, and boiling for three hours, you have an excellent *Hunter's Mince-meat-pudding*.

836. *Plain Bread-Pudding*.—Pour a pint of boiling milk over what will fill a breakfastcup of bread crumbs. Let them soak covered till cold, and mash smooth with a spoon. Sweeten this to taste. Add to it four eggs, well beat, the size of an egg of butter, and season with cinnamon and nutmeg. Stir in two ounces of currants picked and plumped, or a few cut raisins: or the pudding may be made very rich by the addition of blanched and chopped almonds, candied citron and orange peel, with more raisins and currants. Boil it in a buttered basin, or bake it in a deep dish. Pounded sweet or plain biscuit may be used instead of crumbs, and for all puddings where bread is used, sponge-cake may be employed without many eggs. A *Brown Bread-pudding* is made as above, but plainly; and also a *Save-all* or *Crust-pudding*. Small bread-puddings may be baked in buttered cups.—The French have their, or our, *Brit-poudin*, as they term it, made with sundry additions and variations, of which the most showy is giving the pudding a *raised* or *Soufflé* look, by lightly stirring in the whipt whites of the eggs the instant before putting the pudding to bake, and sifting sugar as *glaze* over the solid froth.

837. *Rice-Pudding*.—Wash well in several waters, and pick a half-pound of the best rice. Boil it slowly in a little water for a few minutes, pour off, and put a pint and a half of milk to it with a roll of lemon-peel. Stir it constantly, to prevent it from sticking. When quite soft, pour it into a dish, and mix two ounces of fresh butter, or of thinly shred suet with it; and when cool, three or four beat eggs, sugar to taste, and a seasoning of cinnamon, nutmeg, or lemon. Cover the edges of a flattish pie-dish with paste,

which carve into leaves, and bake the pudding in it. A few cleaned currants may be put to it. This pudding may be thinned with milk, and boiled in a cloth; or it may, allowing a double quantity of suet, be filled into skins and so boiled. Chopped apples, stoned prunes, pistachio-nut kernels, crumbled ratafia cakes, dried cherries, any sort of apple, orange, or apricot jam or *liqueur*, may be employed to *enrich* a rice-pudding, and the rice may be *ground* instead of whole, etc.* When strips of candied peel are used, this takes the name of a *Patna-pudding*.

838. *Delicate small Rice-Puddings*.—Prepare four ounces of rice as directed No. 837, and put to it three ounces of fresh butter and a half-pint of cream. When cold, mix in sugar to taste, and six well-beat yolks of eggs, with three whites, grated lemon-peel, and a little cinnamon. Butter small cups, and putting into each a few slices of candied citron, fill very nearly full, and bake them. Dish and serve hot on a napkin, with sweet sauce in a tureen.—See Nos. 304, 305, 886.

839. *Castle-puddings, called also Sutherland-Puddings*.—Take the weight of two eggs in flour, butter, and sugar. Set the butter in a basin before the fire till half melted; then beat it to a cream; beat the two eggs for ten minutes or longer, and then mix them gently with the butter, then the sugar, next the flour; add nutmeg and grated lemon-peel; bake in cups for twenty minutes in a slow oven; serve on a napkin.

840. *Sago and Tapioca Puddings*.—Wash in several waters, and boil four spoonfuls of sago in a quart of new milk. Sweeten to taste, and season with cinnamon, lemon-peel grated, and a scrape of nutmeg. Add, when cold, four eggs well beat, and bake in a dish with a cut paste-border.—*Obs.* The sago may be first boiled in water, and then have wine and lemon-peel put to it, with some beat butter, and no milk. For the *Tapioca*, if genuine, steep four spoonfuls for some hours in a quart of water or sweet milk, and use eggs, and sweeten and season as above. *British*

* We have seen wheat, struck in the same manner as pot or pearl barley, substituted for rice in making puddings. It is much cheaper, can be had fresh at all times, and is by many persons thought better than rice. It is, in fact, cheap Semolina. Rice, chopped suet, molasses, skim-milk, and ginger, make a good cheap pudding.—P.T.—*See Cheap Dishes.*

Tapioca, that is, potato-flour in grains, requires no soaking. If the milk is hot, a half-hour will do. If—which is a better way—it be first soaked in tepid water, drain it and mix with the milk. This is a plain, good pudding, to which nutmeg alone, which is now cheap, makes a sufficient seasoning, with a little wine.—We know of no more delicate preparation than genuine tapioca, boiled first in milk, then adding sugar and lemon seasonings, again boiled and moulded, and when cold turned out and eaten with plain cream.

841. *Bakewell-Pudding, or preserved Fruit-Pudding with custard-mixture.*—Place a layer of preserved fruit (from humble gooseberries up to exquisite peaches or apricots) in a tart-dish bordered with paste. Mix with it a good deal of candied citron or orange peel cut in thin strips. Make a custard of five beat eggs, five ounces of melted fresh butter, six of pounded loaf-sugar, and three spoonfuls of lemon-brandy. Bake for three-quarters of an hour. This favourite pudding may be called the successor of the Marrow-pudding in many provincial parts of England, and is an improvement on that older favourite of John Bull.

841². *The Quaker's, otherwise a Modern Welsh Pudding.*—To a half-pound of nicely-chopped fresh suet, add a half-pound of grated stale bread, a half-pound of loaf-sugar pounded, the grated rind of one large lemon, and the juice of two. Cement the whole with two beat eggs. Butter a tin-mould with a grooved lid, and steam or boil the pudding for two hours. This we consider an excellent plain family pudding, which the lemon seasoning renders somewhat refined when compared with common fat puddings.

Liverpool-Pudding.—Make exactly as the *Quaker's*, substituting fresh figs chopped for the sugar, and a little milk.

842. *Sweet Macaroni-Pudding.*—Simmer the macaroni in milk and water for fifteen minutes, add new milk to thin it; and when cold, add three beat yolks of eggs. Season with nutmeg, cinnamon, and a little almond-flower-water or noyau, and sweeten with fine sugar. A little ginger-wine or lemon-wine is an improvement. A layer of orange-marmalade, or apricot-jam, in the centre of the pudding, is an excellent addition: *Or*, French plums, stoned and plumped, with shred marrow finely beat, (or mutton-suet), and sugar, may be placed in a layer over the macaroni. It



THIS PAGE IS LOCKED TO FREE MEMBERS

Purchase full membership to immediately unlock this page

SAVE \$3,999,994

Did you know we sell
paperback books too?

To buy our entire catalog
in paperback would cost
over \$4,000,000

Access it all now for
\$8.99/month

*Fair usage policy applies

Continue

milk, with three ounces of pounded sugar, the grate and juice of two lemons, and a large glassful of brandy or rum, mixed gradually that the milk may not curdle. Pour the mixture over the cake in the mould. Cover and let it soak for an hour or two, and boil for one hour and a half. This pudding may be baked; or the cake may be crumbled down, and it may be thus made as a bread-pudding. If in a mould, a few bloom raisins, or small French plums, may be arranged at the bottom, so as to have a good effect when the pudding is turned out.

844. *Vermicelli-Pudding*.—Boil three ounces of soaked vermicelli till soft, in a pint and a half of new milk, with fine sugar to taste, a stick of cinnamon, and a bit of lemon-peel. Stir in, when cold, the beat yolks of four eggs with two of the whites, and bake the pudding in a dish with a paste-border.

845. *Custard-Pudding*.—Beat up the yolks and whites of from four to six, or from six to nine eggs separately. Mix the yolks with a pint and a half of rich new milk into which two spoonfuls of arrow-root or three of flour have been rubbed. Sweeten the mixture to taste, and add cinnamon and lemon grate and juice. When just ready to cook, stir in the beat whites of the eggs, and a little orange-flower-water. Boil the pudding for a half-hour, in a buttered basin, with a floured cloth tied tightly over it; or bake it for twenty minutes, taking care that it does not *run* in a too hot oven, before it has time to *set*. Grate sugar over the top, or put bits (*croutons*) of red currant-jelly or preserved cherries neatly round the dish.

846. *Batter-Pudding*.—Mix three or four ounces of flour with a little milk, and add a pint more of milk to it. Put a piece of butter the size of a small egg to this, and place it on the fire, stirring constantly till it thickens. When cold, add the beat yolks of four eggs, and a little ginger and grated lemon-peel. Boil in a buttered basin, and serve hot with a sweet sauce, or plain if with meat.—*Obs.* A little orange-marmalade or conserve is a great improvement to this and to all batter-puddings; but not if served with meat. Instead of wheaten-flour, potato-flour, ground rice, or arrow-root may be used, but less of them.

847. *Almond or Ratafia Pudding*.—Blanch, cut down, and

beat in a mortar to a paste, a half-pound of sweet and a half-ounce of bitter almonds, with a spoonful of orange-flower-water or pure water. Add to this paste three ounces of fresh butter melted in a glass of hot cream, four beat eggs, sugar to taste, a scrape of nutmeg, and a little brandy or curaçoa. Bake this in small cups buttered, or in a dish, and serve with a hot sauce of wine, sugar, and butter.—See Nos. 304, 305, 834³.

848. *Other Almond-Puddings.*—Beat half a pound of sweet and a few bitter almonds, with a spoonful of rose-water. Then mix four ounces of butter with two spoonfuls of cream warmed in it; four eggs, a spoonful of brandy, and sugar and nutmeg to taste. Butter some cups, half fill them, and bake the puddings. Serve on a napkin, with a sauce of butter, wine, and sugar.

849. *A baked Almond-Pudding.*—Blanch and beat, as above, six ounces of sweet and a dozen bitter almonds, and mix the paste with the beat yolks of six eggs, four ounces of butter, the grate and juice of a large lemon, a pint and a half of cream, and a glass of white wine. Add sugar to taste, and bake in a dish with a neatly-cut paste-border. Ornament the top with sliced almonds or citron. This pudding, if plainer, is not worse, if two ounces of bread-crumbs, soaked in milk, are added for two of the almonds.

850. *Orange-Pudding.*—To the grated rind of a large Seville orange put four ounces of fresh butter and six of pounded fine sugar. Beat this in a mortar, and gradually add eight well-beat eggs. Scrape a raw apple into the mixture, and put it in a dish lined with paste neatly scolloped on the edge. Cross-bar it with paste-straws, and bake till the paste is done. It may have three penny sponge biscuits, soaked in milk, put to it.—*Obs.* Less of the above mixture will do for an ordinary-sized pudding, as this high-flavoured composition goes far. Candied orange-peel beat to a paste makes a fine pudding when used as above.

851. *Lemon-Pudding.*—Melt half a pound of sugar and six ounces of fresh butter together, and when cold add six eggs very well beat (leaving out three of the whites), and the juice and grated rind of two lemons. Mix all well, and bake in a dish with a puff-paste border, neatly ornamented.

852. *An Apple-Pudding.*—Pare and grate three-quarters of

a pound of juicy apples. Put to them six ounces of butter beat cold to a cream, four beat-eggs, two pudding-biscuits pounded, the rind of a lemon grated on sugar to taste, a spoonful of brandy, and another of orange-flower-water. Bake in a puff-paste marked in leaves round the border, and when done, strew candied lemon or orange-peel sliced, over the top.—*Obs.* Any good sweet biscuit may be used, or grated bread. A little lemon-juice or cider may be added if the apples are too mellow.

853. *A Swiss Apple-Pudding.*—Place alternately a layer of sliced apples and sugar, with a very thin layer of rusks pounded and soaked in milk. Finish with the pounded rusks, and pour melted butter over the pudding. Grate sugar over it when baked.

854. *The Manse Apple-Pudding.*—Pare, slice, core, and stew a pound of apples in a small stewpan, with a stick of cinnamon, and two or three cloves. When the apples are soft, sweeten them to taste. Pulp them through a sieve, and add the beat yolks of four eggs, a quarter-pound of butter, with the grated peel and the juice of a lemon. Mix the ingredients well, and boil the pudding, or bake it for a half-hour in a dish lined with puff-paste.

855. *Nottingham Apple-Pudding.*—Pare and core six large apples. Fill the hearts with moist sugar and a little cinnamon. Place them in a pie-dish, pour a light batter-pudding, suitably seasoned, over them, and bake till the apples are ready,—three quarters of an hour or less.

856. *Victoria, Apricot, Peach, or Nectarine Pudding.*—Pour a pint of hot cream over what would fill a cup of bread-crumbs, and cover the jug. When cold, add the beat yolks of four eggs, a glass of white wine, and beat sugar to taste. Scald, till soft, a dozen large apricots. Peel them, cut them, take out the kernels, and pound the whole in a mortar, adding more sugar if necessary. Mix them with the other ingredients, and, lastly, the beat whites of two of the eggs, and bake in a dish with a paste-border. The apricots should not be too ripe. This may be made an *iced* pudding.—Nos. 874, 874², 874³.

857. *Gooseberry-Pudding.*—Stew green gooseberries till they will pulp through a sieve. When cold, pulp them, and add to them six ounces of butter, four ounces of Savoy bis-



THIS PAGE IS LOCKED TO FREE MEMBERS

Purchase full membership to immediately unlock this page

Get Smart

Over 2,000 years of
human knowledge in
797,885 volumes

Instant access
\$8.99/month

Continue

*Fair usage policy applies

shred suet, four of cleaned currants, and an ounce of candied orange-peel and citron sliced. Bake in patty-pans, or fry these small puddings, making them up of an egg-shape. Serve with wine pudding-sauce and sliced lemon.—*Obs.* Bread-crumbs or pounded biscuit may be used instead of half the flour when the pudding is to be baked. For all puddings bread-crumbs are much lighter than flour.

862. *Puddings in haste.*—Mix a little shred suet with grated bread, a handful of cleaned currants, the beat yolks of four eggs, and the whites of two. Add grated lemon-peel and ginger. Mix, and roll this up with flour, rolling with two spoons, in balls the size of a small egg. Have ready a pan of fast boiling-water, and slip them in. When done, they will rise to the top. Serve with pudding-sauce.—Nos. 305, 306, 834.

863. *Liverpool or Fig Pudding.*—Half a pound of suet minced, half a pound of figs minced, a tablespoonful of flour and grated bread to make up half a pound, three eggs, all mixed up with milk, and boiled in a shape the same as plum-pudding. It is better made without milk, and boiled from one hour to one and a half. Prunes may be taken instead of figs.

864. *Dutch Pudding, or Albany Cake.*—Mix two pounds, or rather less, of good flour with a pound of butter, melted in half a pint of milk. Add to this the whites and yolks of eight eggs separately beaten, a half-pound of fine sifted sugar, a pound of cleaned currants, and a few chopped almonds, or a little candied orange-peel sliced fine. Put to this four spoonfuls of yeast. Cover it up for an hour or two, and bake it for an hour in a wide flattish dish. When cold it eats well sliced as a sort of cake.*

865. *A Welsh Pudding.*—Melt a half-pound of butter by setting it in a basin floating in hot water, and gradually mix it with the beat yolks of eight eggs, and the whites of four. Sweeten with fine pounded sugar, and season with the grate of a lemon and a little nutmeg. Bake in a dish with an ornamental paste-border; and when ready, stick slices of citron or candied orange peel round the edge.—No. 841².

* This was a *bonne bouche* at the substantial rural tea-parties of the State of New York. The feast, begun with fried eggs and bacon, ended with buck-wheat and other cakes, and the above preparation.

865². *Another Welsh, or Cheese-and-Onion Pudding, of high gout.*—Parboil, skin, chop, and place as many good onions as you wish for in a small baking-dish, with pepper, salt, and plenty of butter. When enough done, cover with slices of Cheshire or Dunlop cheese toasted. Serve very hot, with toasts. This is an after-dinner *relish* of a coarse kind, or rather a *Rere-supper* dish.

866. *Potato-flour-Pudding.*—Stir three or four spoonfuls of the flour mixed with cold milk, into a quart of hot milk, in which suitable seasonings have been boiled, as nutmeg or lemon-peel. Strain and sweeten, add from three to five eggs at pleasure, and season with wine, rum, or pudding conserve. A quarter of an hour will bake it before the fire in the Dutch oven.

867. *A George-Pudding.*—Boil as for rice-pudding four ounces of ground rice with a roll of lemon-peel. Mix this, when drained dry, with the pulp of a dozen boiled, roasted, or baked apples, well beaten. Add the beat yolks of five or six eggs, sugar to taste, and a little cinnamon, with one ounce of candied orange and citron peel sliced. Butter a basin or mould and line with paste (not too thick), and pour the pudding into it; then gently stir in the whites of the eggs, beaten to a strong froth. Bake the pudding for more than a half-hour, and serve it with a caudle-sauce made of wine, sugar, the yolk of an egg, and a bit of butter.—No. 304, 868.

868. *Cream or Caudle Sauce for Puddings.*—Sweeten thin cream, and season either with nutmeg, cinnamon, or lemon-rind, as best suits the pudding. Boil the cream with a bit of butter and a little rice-flour. *Skink* it well, and keep it hot by plunging the dish in hot water. When ready to serve, add a glass of sweet wine. Boil it up, and pour over the pudding.—See pages 252, 447.

869. *A Charlotte or French Fruit-Pudding.*—The preparations known among us by this name are much admired on the Continent, and particularly in France, where the solid, lumpy, or over-rich English plum-pudding,* and fat pie or tart-crust, are not so much esteemed as they are at home.—

* We cannot say whether it be in ignorance or irony that the French persist in calling our plum-cakes and plum-puddings, *plomb* pudding, *i. e.*, *heavy* or *leaden*. But *plomb* enough they are sometimes.

A Charlotte—a French Fruit-pudding, a Charlotte Russe, or Prussienne, or by whatever other name it be designated, may be made of any kind of fruit, or of a mixture of such as blend well, as apricot with apple-marmalade. Cut smoothly slices of bread of nearly half an inch in thickness. Butter them richly on both sides, or dip them in melted butter, and cover the bottom and sides of a buttered plain mould with them, cutting the bread into dice or long slips, to make the whole join or *dovetail* compactly. Fill up the dish with apples, first stewed and seasoned as for an apple-pudding, No. 853. For the top, soak slices of bread in melted butter and milk. Cover the apples exactly with these soaked slices. Butter them again and keep them pressed down, while baking in a quick oven, with a plate and a weight placed on it. Turn out, brown with a salamander, and pour two spoonfuls of currant-jelly melted in sherry over the Charlotte.—*Obs.* This, turned out of the shape when baked, is sometimes in Scotland called an *apple-loaf*. Any kind of preserved or ripe fruit may be used instead of apples, attending to sweetening and seasoning appropriately. A few very thin slices of bread, soaked and buttered thus, make a good crust to a rice or other pudding. The French *Charlottes*, or *iced* puddings, are of course finer than ours; we subjoin the most choice of their *Iced Puddings*.

870 *Yorkshire Pudding to bake under a Roast*.—Mix four ounces of flour very smoothly with a pint and a half of milk, three or four beat eggs, a little salt, and also ginger, if liked. Butter a shallow tin-pan; pour the batter into it, and place it below the roast. When settling, stir up the batter; and when browned on the upper side, turn over the pudding,* first drawing a knife round the edges to loosen it. Brown the other side. It should be above an inch thick when done. This is the favourite English accompaniment to a sirloin of beef, or a loin of veal or mutton; finely-minced parsley, eschalot, onion, and also suet well beat, may be added. Yorkshire pudding, if for roast pork, should have a little minced sage. It is often served cut in strips.

871. *Potato-Pudding, to go below a roast*.—Peel, boil, and mash the potatoes, with a very little milk, salt, pepper, and

* To turn *omelets* or Yorkshire pudding, butter a flat tin, or stewpan lid; which place over the omelet, and turn.



THIS PAGE IS LOCKED TO FREE MEMBERS

Purchase full membership to immediately unlock this page

SAVE \$3,999,994

Did you know we sell
paperback books too?

To buy our entire catalog
in paperback would cost
over \$4,000,000

Access it all now for
\$8.99/month

*Fair usage policy applies

Continue

strips, and two fine pears, cut in large dice. Mix all up, so as to look well when turned out, and freeze again; after which, fill the mould, and set it on the ice. These iced *Pouidings* may be varied in many ways, by substituting different fruits and flavouring ingredients.

874². *Parisian Iced Apple-Pudding*.—Peel, quarter, and core two dozen of pippins, and make them into a marmalade; add to them a pot of apricot-jam, eight ounces of sugar, rubbed on the rind of a Seville orange. Rub all through a tammy, and freeze; then mix in a pot of preserved cherries, drained from the syrup; four ounces of the best raisins, stoned, washed, and stewed in syrup, but cold; with an ounce of fresh citron-peel, cut in dice, and two ounces of pistachio-nuts, also in dice. Add a quarter-pint of maraschino, and as much curaçoa; mix the whole, and freeze again, and add two platefuls of whipt cream, or as much as the preparation will require. Freeze once more; fill the mould; plunge it into the ice-pot, which work with the handle, and mingle the frozen and unfrozen parts, till all are frozen equally. Serve it, turned out upon a neatly-folded napkin, and send to table iced whipt cream in a sauce-tureen, or glass dish, as sauce for iced pudding.

874³. *Charlotte Prussienne*.—Put jelly, flavoured with maraschino, and coloured with cochineal, into a plain dome-shaped mould, till it be a half-inch deep. Place it upon the ice; line the sides of the mould with Savoy biscuits, and fill the void with a jelly made thus:—an ounce and a half or two ounces of isinglass, dissolved in half a pint of water, to which is put the juice of two lemons, and five ounces of sugar, pounded. Boil till reduced one-half; skim, and pass through a tammy, and, when cold, add a quarter-pint of maraschino, and two glasses of brandy. Put the mould in the ice-pot, and, as the composition begins to freeze, add a pint of well-whipt cream. The biscuits must be cut and placed, or built up, in neat order, and made fast with jelly. A variety of *Charlottes* are thus made, varying the fruits and *liqueurs*; as of ripe strawberries, or of different coloured fruits—*en Mosaïque*.

874⁴. *Carême's Nesselrode-Pudding*.—This pudding is made in the same way as other iced puddings, substituting forty cooked chestnuts, pounded and rubbed through a sieve,

with a little syrup flavoured with vanilla; put to this a pint of syrup and one of cream with the yolks of twelve eggs. Thicken over the fire; pass through a tammy, and, when cold, freeze the mixture, to which add candied citron, stoned raisins, and cleaned currants, previously soaked in maraschino, and also a glass of that *liqueur*. When frozen a little, fill a mould; set it in the ice-pot, and proceed as usual. Add sugar pounded, with vanilla, a plateful of whipt cream, three whipt whites of eggs, and freeze again.* The mould should be a pine-apple shape.

The "MY PUDDING."—Every lady has or should have a "MY PUDDING." This we leave to individual taste and invention.

Meat-Puddings, Potato-Pasties, and Dumplings.

THESE excellent every-day dishes we consider of far more importance than all the *Galantines* and *Pièces Montées* of the French kitchen. If they do not belong to the highest style of cookery, the combination of savouriness with economy adapts them to all tastes and classes. To commence, we give a general receipt for meat-puddings, which may easily be modified to suit every palate and purse.

875. *Rump-Steak-Pudding*.—Flatten steaks, cut much smaller and thinner than for broiling; season each with mixed seasonings, as pie-meat. Have an earthenware basin or mould, which line with thin suet-paste, or demi-puff-paste, which shall overlap the ledge; lay in the meat, with a very little chopped onion or eschalot, if you like. When filled with steaks, put in a wineglassful of water, to which, if you have used no cayenne or onion, a teaspoonful of eschalot or cayenne vinegar may be added, and a little catsup. Turn up the overhanging paste; wet it, and lay on the cover, which should be of thicker paste than the lining. Tie up the plain mould or basin in a cloth, and place it standing in a pot of boiling water, as in boiling other puddings; keep up the boil for at least three hours, adding boil-

* Freezing-pots are made in England of various constructions; with handles and *spaddles*, which easily remove the parts which freeze upon the sides of the pot or mould, and these, making the entire mass congeal equally, entirely supersede the *rocking* and shaking prescribed by M. Carême, and answer the purpose much better. For a very ingenious and useful freezing-apparatus, Mr Peter Gray of Edinburgh took out a patent.

ing water as wanted; or for four hours, if a three-pound pudding. Probe with a packing-needle, to see if it is tender. When so, take it up, untie the cloth, wipe the mould or basin, and have a finer outer case to serve it in, or a napkin—or what we call “a pie-dish jacket”—to pin round it. It will require no gravy, as its own, completely preserved, will be sufficient. By the above plan of serving, a lighter pudding is obtained than if the whole paste were made so thick as to turn out in the usual way. If wanted to turn out, proceed as above; but butter the mould, line it with a substantial crust, and when served carve the pudding in horizontal slices.—*Obs.* These puddings may be made fatter by suet, and also enriched with several ingredients, as mushrooms, oysters, etc. The same sort of pudding may be made of mutton or lamb-chops, not too fat, or of cold dressed beef or mutton, and the crust may be made economically, of half-suet, half-dripping. This mode of cookery, like No. 766, is found peculiarly convenient everywhere in “The Bush,” in Canada, and Australia, where culinary appliances are deficient, and where men weary of always pork, mutton and “*dämper*.” Baker’s dough may be used for the crust.

875². *Potato-Pasty*. — This favourite preparation, like meat-puddings, curries, small pies, and nicely-dressed small savoury dishes of cold cooked meat, we hold in especial esteem from its use in respectable families in middle life, where a limited income does not preclude that nice cookery which costs nothing save a little (agreeable) trouble, and adds so much to domestic comfort. Tin-moulds, for potato-pasty, are sold at the ironmongers’ shops, like other moulds. The pasty may be made of beef, mutton, veal, pork, game, fish; and, in brief, whatever may be dressed as a savoury pie will answer equally well for a potato-pasty, and whether raw or previously cooked. Have from two to three pounds of the material; cut, trim, season, and lay it in the mould, as if making a pie or meat-pudding. A little more fat may be used with potato than with flour-paste or rice. Add water or gravy, cayenne and catsup, or whatever kind of seasoning is best adapted to the meat used, at discretion; also mushrooms, catsup, or curry-powder, with veal, and with fish a little *Harvey*. Put the tin perforated cover down into the mould, and upon it, to the thickness of three or



THIS PAGE IS LOCKED TO FREE MEMBERS

Purchase full membership to immediately unlock this page

Get Smart

Over 2,000 years of
human knowledge in
797,885 volumes

Instant access
\$8.99/month

Continue

*Fair usage policy applies

bread. Beat two or three eggs with a glassful of milk. Mix all well together, and put a little salt and allspice to the mixture. Work it up into the shape and size of turkey-eggs, and tie each up separately in a pudding-cloth dredged with flour. Boil three-quarters of an hour at least. These are eaten hot along with meat, or alone with butter and vinegar. Made small, they are called *dough-nuts*, and may be boiled thirty-five minutes.

876². *Plum, Apple, Currant, Raspberry-Jam, Strawberry-Jam, Gooseberry, or Damson Dumplings*.—Line a tin basin with a plain suet-crust, and fill with the fruit, either preserved, or prepared as for pies and puddings. Pinch in the paste, tie a floured cloth over the basin, and boil from two to three hours, and turn it out:—*Or*, roll the crust out long, spread the fruit or jam over it, then roll up as a collar, tie in a cloth firmly at both ends, and boil. This is a *Rolled Pudding*.

876³. *Net or Crochet Dumplings*.—Ladies ingeniously knit net or *crochet* cases in which to boil dumplings, which give them at table the appearance of being carved. What is called “round netting” and fancy netting, has the best effect, though this may hold of fifty different stitches; only let the thread be tough, and rather coarse. This refinement is appropriate to fruit-dumplings; suet ones being homely unpretending affairs.

877. *Norfolk-Dumplings*.—Make a very stiff batter with a pound of flour, a little milk, three eggs, and salt. Work this up into balls of the size of small turkey-eggs, roll them in flour, and boil in fast-boiling water, or along with meat, thirty minutes: or drop the batter from a spoon into water that boils fast, and boil for ten minutes; drain, and serve them hot. Currants and sweet spices may be mixed in with suet or batter dumplings.

Pancakes and Fritters.

THESE articles make an economical and genteel addition to small dinners, and have the advantage of being quickly forthcoming upon any emergency.

878. *Common Pancakes*.—Beat from four to eight eggs, according to the number of pancakes wanted, and put in a small spoonful of flour for every egg, with sugar, ginger,

and a little nutmeg. Stir in milk enough to reduce this to a thick batter. Make a small fryingpan hot, melt a little butter in it, pour it out, and wipe the pan; or rub it with a buttered cloth. Put in a very small piece of butter, and when it covers the pan and froths, a ladleful of batter: toss round the pan to diffuse this equally. Run a knife round the edges, and turn the pancake. Brown very lightly on both sides, double the pancakes up to keep hot, or roll them lightly up as a collar. Serve a few at a time, hot and hot, with grated sugar and sliced lemon. They are good cold, but should then be thicker; have some preserve wrapped in them, and be cut as sweet sandwiches.

879. *Oxford-Pancakes*.—Beat six eggs, add a pint of cream, five spoonfuls of flour, and three ounces of butter, if wanted rich. Sweeten with sugar, and season with nutmeg, cinnamon, or lemon. Sift sugar over them as they are fried, and serve with a cut lemon, to be squeezed over them when helped at table.*

880. *Irish Pancakes*.—These are made as above, but with more flour and sugar.

881. *Rice Pancakes or Fritters*.—Boil four ounces of rice-flour in a quart of cream, or very rich milk, till it is as thick as pap. Stir in a quarter-pound of sugar. When cold mix thoroughly together four spoonfuls of flour, a little salt, and eight beat eggs. If not stiff enough, add more flour and sugar, and fry the batter either as fritters or pancakes. Serve with a little melted butter, wine, and sugar, poured hot into the dish.

882. *French Frying Batter for plain Fritters of Fruit, and for frying Vegetables*.—Mix with a half-pint of milk and water two ounces of butter, and into it rub smoothly, working it long, ten ounces of flour. When to be used add the whites of two eggs, whisked to a stiff froth, and use it quickly that the batter may be light. The batter may be seasoned if for vegetables, or sweetened if for fruit. *English frying Batter*.—Put a half-pound of sifted flour into a

* In the CLEIKUM, and probably in some other old-fashioned inns and Scottish families, pancakes were wont to be served with a layer of currant-jelly between the folds,—a practice for which much might be said by those familiar with it. Is not this the *omelette à la Celestine* or *au confiture*, of our old allies, still lingering in remote places of the country? Pancakes are still better with apricot-marmalade.—P.T.

dish, with salt, a little melted butter, and the yolks of two eggs. Moisten and work up this with worts, or fresh yeasty beer, till it is of proper consistence. Have the whites of the eggs well whipt, and work them into the paste, which should be made hours before it is used. Water, brandy, or wine may be used instead of beer : milk is often used. Top-pot fat makes the best frying material for plain fritters, and next to it dripping, or the soft kidney-fat of beef.

883. *Good plain Fritters*.—Stir minced apples rolled in sugar with a little finely-shred suet into stiff pancake-batter or fritter-batter, as above described. Drop this in proper quantities (a large spoonful) into boiling dripping, and fry the fritters ; or a few picked currants may be stirred into the batter, and dropped in spoonfuls into the boiling dripping. Dry and serve on a napkin, with sugar grated over them.

884. *Apple, Apricot, and Peach Fritters*.—Put a little additional flour to common pancake-batter. Peel, stone, and divide the peaches and apricots. Peel, slice, and core large apples ; * dip them in this thick pancake-batter, or fry them in French batter. Drain and dish them neatly above each other, and grate sugar over them : Or drop batter into the boiling fat in the fryingpan, then a slice of apple, and drop more batter over that, and stamp out with a small lid.—*Obs.* *Fritters* are made of many kinds of fruit, and other things, as shell-fish, forcemeat, cheese, and anything you please, from slices of pine-apple to slices of potatoes. The principle is the same throughout, if the batter is suited to what it encloses. For sweet fritters, it may be flavoured with nutmeg or cinnamon, and brandy ; for *fish* or *meat* have mixed fine or savoury herbs. *Sweet* fritters should have sugar sprinkled over, and may be glazed. *Savoury* fritters should be a pale brown. All should swim when in the fryingpan, and be dried before dishing. See *Potato-fritters*, No. 227, and *Oyster-fritters*, No. 183.

884². Indian-Meal Fritters, Dumplings, etc.

Indian-Meal Fritters and Pancakes.—Beat four eggs very well, and mix with a pint of milk, into which stir gradually

* French cooks steep rennets for fritters in brandy and cinnamon, or some liqueur, before dipping them in the batter. They make fritters of all sorts of fruits, first *half-baking* the cored apples or stoned apricots.



THIS PAGE IS LOCKED TO FREE MEMBERS

Purchase full membership to immediately unlock this page

SAVE \$3,999,994

Did you know we sell
paperback books too?

To buy our entire catalog
in paperback would cost
over \$4,000,000

Access it all now for
\$8.99/month

*Fair usage policy applies

Continue

CHAPTER V.

CREAMS, JELLIES, SWEET DISHES, PRESERVES,
AND ORNAMENTAL CONFECTIONARY.

Make your transparent Sweetmeats truly nice,
With Indian sugar and Arabian spice ;
And let your various Creams enriched be
With swelling fruit just ravish'd from the tree.

DR KING.

WHERE there is a good confectioner at hand, it will in general be not only more convenient, but cheaper, to purchase the greater part of the small articles used for *desserts* and *suppers*, as *wafers*, little *soufflé* cakes, *bouchées des dames*, and the many fanciful trifles made of *brioche-paste*, *paste-royal* and cream or sugar pastry. Even moulded creams, jellies, iced puddings, and preserved fruits of the finer kinds, where they are not often used, will be obtained as cheap, and in much better style than they can be prepared in small private families. But this department of the culinary art, besides affording a pleasing variety to the domestic business of ladies, often in the country becomes a necessary branch of knowledge. We have therefore given a copious selection of RECEIPTS in ORNAMENTAL CONFECTIONARY, according to modern fashionable practice.

Beginners in confectionary, as in cookery, are often at a loss to know how much of a receipt must be followed according to the letter, and how much is to be understood in the spirit only. Like the *Malade Imaginaire*, when ordered to walk across the room, they are miserable from not knowing whether to take the breadth or the length of it. In general this is of small consequence, provided they do walk steadily either way.

Ices, Creams, Jellies, etc.

CREAMS are moulded, and garnished either with flowers or preserved sweetmeats of bright, contrasting colours, or served in glass-cups. Jellies are plain or *Fancy-jellies*; the latter made of two or more contrasting colours; as thus,—strew in a columnar or other mould a few delicate filaments

of lemon-peel; fill it half-full or more with the brightest calves'-feet jelly; let that get firm on the ice. Fill up the mould with a rose-coloured or other tinted jelly. For creams or jellies moulded, freezing is necessary to make sure of a fine and entire shape; and also isinglass. If too rich in syrup, cream-jellies will not readily take shape. If too watery, fruit-jellies will set in a half-dissolved ice. It is considered useful to half-freeze the liquids before filling the moulds; or to test them by trying a little in a small mould, to see if strong enough to keep shape. If not, more clarified isinglass must be used. Metal moulds give red jellies a dull colour. It is as necessary to wet moulds for creams and jellies, as to butter them for hot puddings. All *creams* are made in nearly the same manner, the chief difference arising from the flavouring ingredient, which generally gives the name; as *pine-apple*, *coffee*, *chocolate*, *pistachio*, or *vanilla* cream. Though creams certainly look handsomer when moulded, they are not better than when served in glass-cups.

The yolk of one egg to every cupful is a good rule in making creams and custards to be served in cups, but many more are often used for moulds. A little grated nutmeg, or cinnamon, may be sprinkled over *creams* served in cups. The exact quantity of isinglass necessary can only be known by experiment, this commodity varies so much in strength. For a large mould the material must be stiffer, to keep shape, than for a small one, especially if you have no ice-pot.

885. *Isinglass to clarify*.—When fruit or *Fancy-jellies* are wished of peculiar brilliancy, the finest isinglass sold may be farther cleared thus:—Cut in filaments with scissors, what is required—which for a shape may vary from an ounce to two ounces and a half. For every ounce take a short pint of water, in which whisk a teaspoonful of white of egg. Set this by the side of the fire in a stoneware pipkin; drop in the cut isinglass, and mix thoroughly. Remove the scum as it rises till no more appears. If you have too much liquid boil it down, and strain it. A half-ounce to a quart of strong calves'-foot jelly-stock is a good allowance; but for fruit-juice full two ounces must be allowed. For creams and blancmanges, little or no isinglass and no clarifying are required. It is merely melted.

885². DIRECTIONS FOR FREEZING CREAMS AND JELLIES.

—There are various ways of procuring ice ; the cheapest is to buy it of Nature's making, and to have the necessary apparatus for preserving it. Break the ice in a proper ice-bucket, and strew a handful of salt amongst it. Rub it from the sides occasionally. Place your mould in the ice-pot, which set amidst the ice, but take care that the cream or jelly be quite cold, else it will melt the ice instead of being frozen itself. Ice-tubs are often not of sufficient diameter, to admit a large enough body of surrounding ice. They are quite well below and above, but have not enough of space for ice all around. We need give no farther directions, as those who purchase an apparatus are taught the use of it. Let the cream or jelly remain on the ice till wanted. Then dip in hot water, or rub a towel dipt in hot water round the mould to detach it. Lay the dish over the mould, and turn carefully. *Obs.* Several ices, if left, by the addition of rum or brandy, or liqueurs, make agreeable beverages, and so will the thick part left in running jellies through the jelly-bag.—See *Punch à la Romaine*, No. 1069.

886. *Italian Cream*.—Take two parts of sweet cream and one of milk, about a quart in all. Boil this, and infuse in it fine sugar enough to sweeten sufficiently, *which is the only rule in using sugar*, and the thin rind of a lemon, or two if small. When flavoured, add the beat yolks of eight eggs, and beat the whole well. Set it on the fire to thicken ; stirring constantly, and this done, put in a little melted isinglass, about a half-ounce (more afterwards, if necessary) : whip well ; strain through a lawn-sieve, and try a little in a cup before filling the mould. Put it on the ice.

887. *Italian Cream, another way*.—Whisk up a pint, or rather more, of the richest cream, the yellow rind of a lemon rubbed off on sugar, the juice of the lemon, and enough fine sifted sugar to sweeten the cream to taste. Put to this, when well whisked, an ounce of isinglass dissolved and strained. Beat these together well, and season with noyau, or curaçoa, if liked. Fill the shape, and when freezed, turn out and garnish according to fancy.—*Obs.* This, with little variation, is the preparation called also *Italian Cheese*. Italian creams are in reality *Lemon creams*. They may be made as whipt creams, and the dish garnished with macaroons. See No. 875.



THIS PAGE IS LOCKED TO FREE MEMBERS

Purchase full membership to immediately unlock this page

Get Smart

Over 2,000 years of
human knowledge in
797,885 volumes

Instant access
\$8.99/month

Continue

*Fair usage policy applies

you have a weak jelly. This is an easily-made and favourite nutritive cream.

892. *Ratafia-Cream*.—Mix a quarter-pint of ratafia or noyau with the same quantity of white wine, sugar to taste, and the juice of a lemon and of a Seville orange. Whisk this with a pint of good cream, adding more sugar, if necessary, and fill the glasses. *Ratafia-cream* may also be made of the beat yolks of four or five eggs, with a quart of cream and two glasses of brandy, scalded together (but not boiled) over the fire. If moulded, add melted isinglass, and proceed as for other creams made in shapes.

893. *A plain Cream*.—Boil a pint of milk and one of cream, with two bay-leaves, a bit of lemon-peel, fine sugar to sweeten, a dozen almonds, and three bitter ones, beaten to a paste with orange-flower-water. Thicken with a little rice-flour rubbed down in milk, and give it a scald. When cold, put a little lemon-juice to the cream, and fill the glasses. A very little nutmeg or cinnamon may, or may not, be strewed over this and other creams in cups.

894. *Orange-Cream, an elegant Cream*.—Wipe with a damp towel, and grate and put aside the thick coarse parts of a Seville orange rind; then pare and boil the skin till soft, changing the water. Beat this in a marble mortar, and put to it a spoonful of brandy, the juice of the orange strained, four ounces of fine sugar, and the yolks of four eggs. Beat these ingredients thoroughly well for a quarter of an hour, and then by degrees mix with them a pint of cream that has boiled; keep beating till the whole is cold; then put it into custard-cups, and set these in a kettle of boiling water to thicken. Wipe the cups, let the cream thicken farther by cooling, and garnish with thin parings of preserved orange-chips.—*Obs.* By the addition of isinglass this cream may be made in a mould.

895. *Lemon-Cream*.—Make as coffee-cream, but use lemon-rind instead of coffee, to give the flavour.—*Obs.* Every variety of cream may be made in the same manner, only changing the flavour, as *pistachio-cream* of the nuts, *chocolate* and *tea* creams, by employing an infusion as directed in No. 891. Fresh *Orange-flowers* make a delicately-flavoured cream.

896. *Canary or Sack Cream*.—To a half-pint of cream

add a pint of sweet milk, and sweeten; put to this the beat yolk of two eggs, a bit of lemon-rind, and a glass of wine. Stir over the fire, but take care it does not curdle. Serve in glass-cups, with nutmeg grated over, and bits of toast or small light biscuits along with it.

Creams or Blancmanges of Preserved or Fresh Fruits.

897. *Raspberry or Strawberry Cream, not iced.*—Mash the ripe fruit, and boil down the strained juice with fine sugar. Have a strong whip prepared of sweetened cream. With what remains of the cream, mix the beat yolks of eggs, three to the pint when the juice is added; cook this like custard, and, when cold, mix in the fruit-syrup, and serve the whip over it. — *Obs.* This will make equally well of preserved jellies or jams, first freeing the latter of seeds and skins by rubbing through a sieve. Or it may be made in a shape, by mixing an ounce or more of melted isinglass with a quart of cream, straining, and, when cool, mixing in the fruit-syrup, and filling the mould. It is very good made of the pulp of apples, plums, or apricots, but then changes its name; and should be sharpened with lemon-juice.

898. *Pine-Apple Cream.*—Infuse the rind of a pine-apple in boiling cream, and proceed as for Vanilla-cream. Read No. 874.—This cream is almost always moulded and freezed.

899. *Cocoa-nut Cream.*—Use a strong infusion of grated cocoa-nut to flavour the cream.

N.B.—Cocoa is a favourite flavouring ingredient in the Colonies for puddings, curries, and some soups and sauces. It is thought to give the laurel-leaf flavour, and has no pernicious quality. Cocoa-nuts are now so cheap and plentiful that they have got into common use in English cookery and bakery.

900. *Bohemian Creams.*—These are made of strawberries or raspberries, or of mixed small red fruits, rubbed through a sieve, sweetened and acidulated with lemon-juice, mixed with about an ounce and a half of isinglass melted in a half-pint of water to every pint of fruit-juice. Have ready whipt a pint of sweetened cream, which mix thoroughly with the fruit-juice and isinglass, then fill the wet mould, and set in the ice as directed, No. 885².—*Obs.* Calves'-feet-jelly is sometimes substituted for isinglass in several creams.

901. *Strawberry Ice-Cream*.—Mix the fruit-juice, strained and sweetened, and a squeeze of lemon in the proportions of a pound to a pint of whipt cream. If to be moulded, add a little melted and strained isinglass; if in small glasses, this is not necessary.

902. *Raspberry Ice-Cream*.—Make as above.

903. *Apricot Ice-Cream*.—Peel, stone, and pound the apricots with a little sugar. Press the mash through a sieve with a wooden spoon. Mix it with sweetened whipt cream; put a little melted isinglass to it; whip the whole over ice till it is thoroughly blended; then fill the mould, and place it in the ice-bucket.—Read No. 885.

N.B.—We must again notice that the necessary quantity of isinglass to make creams hold shape can only be ascertained by experiment.

904. *Imitation of the Red-Fruit Ice-Creams* is made by tinging blancmange, etc., with beetroot, or prepared cochineal, bought from the chemists.

Fruit Ice-Waters.

IN these, water is substituted for cream.—There is a great variety of them all made much in the same way. Spirits will at once make them into good punch. They are, in fact, the prepared sherbet.

905. *Lemon Water-Ice*.—Take the zest of six fresh lemons off on lumps of sugar. Add to it a half-pint of lemon-juice, and one pint of syrup. Strain and freeze.—*Orange Water-Ice the same*.

906. *Tamarind Water-Ice*.—A pound of tamarinds, a quarter pint of syrup, a little lemon-juice, a pint and quarter of water; rub through a sieve, and ice.

907. *Negus Ice*.—A bottle of port-wine, half a nutmeg grated, the zest of a lemon rubbed off on sugar, a quart of water, and a pint of syrup or more to taste:—ice.

908. *Pine-Apple Water-Ice, of Fresh or Preserved Fruit*.—Take a half-pint of pine-apple syrup, the juice of three lemons, a pint of water, and a few slices of pine-apple cut in dice:—freeze. For *fresh* pine-apple, take a pint of syrup to a pound of grated fruit, and half a pint of water; rub through a sieve and ice.



THIS PAGE IS LOCKED TO FREE MEMBERS

Purchase full membership to immediately unlock this page

SAVE \$3,999,994

Did you know we sell
paperback books too?

To buy our entire catalog
in paperback would cost
over \$4,000,000

Access it all now for
\$8.99/month

*Fair usage policy applies

Continue

N.B.—If there is any doubt of the jelly not keeping shape, add a little melted isinglass to the stock, which also helps to clear the jelly.—*Obs.* This jelly may be made of cow-heels, or a proportion of them; and flavoured with many things, some of them cheap substitutes for what is ordered above. Home-made *noyveau*, or *ginger-wine*, may be substituted for Madeira, or less wine may be used, and a little citric acid or verjuice does for part of the lemon-juice. Some very great economists even substitute porter or ale for wine, and flavour with coriander-seeds, allspice, cinnamon, and cloves. Finely-flavoured mild ale is indeed an excellent substitute, but it must not be much hopped: a stick of cinnamon is often added to the lemons.

910. *Madeira-Wine-Jelly*.—Make this precisely as calves'-feet-jelly, but add the Madeira wine and a glass of brandy after the jelly is clarified; and as this diminishes the strength of the jelly, a little clarified isinglass to give firmness. The philosophers of the stove allege that jellies broken, *i. e.* *roughed*, eat better than those in shape, the admission of air (oxygen?) heightening the flavour. What is left of a broken shape will, *roughed*, fill glasses.—*Obs.* Besides the prepared gelatines, jelly is now sold in bottles; ready for melting and moulding. Set the bottle in hot water, to dissolve the contents, pour this into the mould, adding what wine, spirits, and flavouring ingredients are considered necessary. It is never very bright.

911. *Orange-Jelly*.—Take twenty oranges; divide and squeeze them, as in making orange-marmalade. Infuse the rind of six in a basin with boiling water. Clarify a pound and a quarter of sugar, and when it has reached the second degree put in the strained juice, and the strained infusion of the rind. Let it come to the point of boiling, but not boil. Skim it, and run it through a jelly-bag. If the oranges are too ripe, use a fourth-part bitter oranges, or a couple of lemons, with their rind infused. Add clarified isinglass. First try the jelly in a small mould, then fill the moulds.—*Obs.* The colour should be a clear topaz; a few blades of saffron will improve it. It may need more sugar.

912. *Lemon-Jelly*.—Make this exactly as the above, but use more sugar. Much less fruit may do, and part of the rind may be saved, rubbed off on sugar, for other purposes.

913. *Apple-Jelly*.—Take as many fine-flavoured, juicy apples as you want; or if for a shape, what will yield a quart of juice. Without paring, save black or bad parts, slice, core, and throw them into spring water. The skins yield jelly and flavour, but dim the colour. Stew till the fruit is soft but not quite a pulp. Strain through a coarse cotton cloth suspended over a dish; and, if needful, strain again. Take equal weight of clear juice and sugar boiled to blowing height. Boil the jelly ten minutes, try it, and season it with lemon grate and juice. This jelly, if for preserving, should be made early in the autumn, before the apples get too mellow, but will answer on till December; much depending on the kinds of fruit. It must be borne in mind that, though lemon-juice greatly improves the flavour of this and other jellies, and of orange-marmalade, it is apt, when much is used, to granulate the sugar, or make the jelly muddy. *Blowing height*, No. 962.

914. *Peach-Jelly*.—Scald, peel, divide, and stone eighteen peaches. Break the stones, and take out the kernels. Boil the peaches and bruised kernels in clarified syrup for a quarter of an hour. Season with the juice and grate of four fresh lemons. Run it through a jelly-bag, add an ounce of clarified isinglass, and fill the mould, which must be plunged in ice.

Jellies of Red Fruits in Shapes, for Dessert.

MAKE all these with clarified isinglass, and do not boil them so long as jellies for preserving, as the colour will suffer. One direction may serve for all.

915. *Raspberry-Jelly for a Shape*.—Put fresh-picked fruit with a third red currants into an earthenware mortar, with pounded sugar. Mash them well. Put in a little water, run this through a jelly-bag, and stir in what you think a sufficient quantity (about an ounce to the quart) of clarified isinglass. Fill your mould.—*Obs. Strawberry, Red Currant, and Cherry Jelly*, are all made as above:—for cherries and strawberries, add a little lemon-juice; and also for the other fruits, if mawkishly sweet with over-ripeness.

917. *Venus's Jelly*.—Boil a half-pound of hartshorn-shavings in two quarts of water, till reduced a half. Strain, and boil up in this the thin rind of three china oranges, and

three lemons. When cold, add pounded sugar to taste, the juice of the fruit, a large half pint of Sherry or Madeira, and the whisked whites of six eggs. Mix all well with enough liquid cochineal to tint a rose colour. Boil up without stirring for five minutes. Let it settle and cool; skim off the top, and run it through the jelly-bag till bright.

918. Blancmange.

ESCHEW the reproach of English Blancmange being "like shaving lather." Pick, cut, and boil two ounces of isinglass for a quarter of an hour in a quart of milk or sweet cream, with the thin rind of a small lemon, sugar to taste, and a blade of mace. Blanch, split, and pound six bitter almonds, and two dozen sweet ones, with a little rose-water, or plain water, to prevent their oiling, and stir this paste gradually into the hot milk. Strain through a fine sieve into a basin, and let it settle for a good while, that the sediment may fall. Pour it again clear off from the sediment, and fill the moulds. It is sometimes difficult to take out, and dipping the mould in hot water destroys the fine marble-like surface. Rub the mould with a towel dipped in hot water, raise the jelly from the edges with a fruit-knife, and then use the fingers to get it out. Garnish with *croutons* of red jelly or flowers.

919. *Blancmange as in France*.—Make the stock of the jelly of calves' feet well blanched, or of white fish, as skate, or of feet of poultry. Season it with lemon-peel and coriander-seeds. In other respects make it as above; but use as little isinglass as possible. Our English blancmange is, in fact, just almond-cream. But we have a variety of blancmanges which, except in the name, differ little from our creams of fresh and preserved fruits.

919². *Irish Moss* makes a frugal blancmange; but it is at best a poor substitute for prepared gelatine, isinglass, or fresh jelly of calves' feet. Soak an ounce of moss twelve hours or more. Drain, and boil it in a pint and a half of milk for half an hour, with sugar and cinnamon to taste, stirring it to prevent sticking. Strain it into a mould. It is recommended for invalids and delicate persons.

Trifle.

920. *An elegant Trifle*.—Whisk, early in the morning, or the day before you make the *Trifle*, a quart of good cream,



THIS PAGE IS LOCKED TO FREE MEMBERS

Purchase full membership to immediately unlock this page

Get Smart

Over 2,000 years of
human knowledge in
797,885 volumes

Instant access
\$8.99/month

Continue

*Fair usage policy applies

pound of sweet and a half-ounce of bitter almonds, using a little rose-water to prevent oiling. Sweeten a pint or rather more of boiling sweet milk and another of cream, and mix these gradually with the beat yolks of six eggs, stirring them well as they cool. Rub the almond-paste through a sieve to this, and set it to thicken in a jug plunged in boiling water (a useful precaution in making any egg-thickening), carefully stirring it. Pour it into a jug, and stir till it cools. Instead of boiling, this may be baked in cups, or in a dish with a lightly cut paste-border. Flour of rice may be used instead of almonds; and the name be RICE-CUSTARDS.

924. *Cheap useful Custards, or Rice-Blancmange.*—Boil rice-flour in sweetened milk, with a stick of cinnamon. Stir till thick and smooth. Add to it (off the fire) gradually the whipt whites of eggs, three to a quart. Stir again over the fire till the whole are well mixed and cooked, for about two minutes. Fill small moulds or tea-cups, which, like all moulds for cold things, as creams, jellies, etc., should be soaked in cold water, and left wet. Make a plain custard of the yolks of the eggs, and sufficient sweetened and seasoned milk, which may be boiled and laid aside before the rice-flour is added. Turn out the rice, and place a preserved cherry, or a little red currant jelly, or any red jam on the top of each shape. Pour the custard around them.

925. *Lemon-Custards.*—Beat the yolks of eight eggs as well as if for a cake, till they are a strong white cream. Mix in gradually a pint of boiling cream and the grated rind and juice of two lemons. Sweeten to taste, and stir this one way over the fire till it thicken, but do not let it boil. Add a glass of wine and a spoonful of brandy when the custard is almost ready. Stir till cool. Serve in cups, and grate nutmeg over.

926. *Excellent common Custards.*—Boil a quart of new milk with sugar, a bit of cinnamon and lemon-peel, and a bay-leaf. Mix a spoonful of rice-flour with a little cold milk and the beat yolks of six eggs. Stir the whole gradually into the boiling milk in a basin, and then let it thicken over the fire, but not boil. Pour it into a cold dish, and stir one way till cool. For bay-leaf a very little ratafia, curaçoa, or peach-water, may be put to flavour these custards. Grate nutmeg, or strew ground cinnamon lightly over the cups.

927. *Cheesecakes*.—These are just various pudding or cake ingredients, more or less rich, baked in paste, covered.

927². *Good old-fashioned Cheesecakes*.—Mix with the dry beat curd of a quart and a half of milk, a half-pound of cleaned currants, white sugar to taste, and also pounded cinnamon, the beat yolks of four eggs, the peel of a lemon grated off on lumps of the sugar used for sweetening, a half-pint of scalded cream, and a glass of brandy. Mix the ingredients well, and fill tartlet-pans, lined with a thin light puff-paste, nearly full. Cover, and lay thin strips of candied lemon-peel over; twenty minutes will bake them in a quick oven. They may be glazed. These, with a little nutmeg, are exactly what are known and admired at a Richmond convivial dinner as *Maids of Honour*.

928. *Almond-Cheesecakes*.—Blanch and pound a quarter of a pound of sweet almonds and eight bitter ones, with a glass of spring or of orange-flower water. Add four ounces of sugar, a quarter-pint of cream, and the whites of two eggs beat to a froth. Mix and fill small tartlet-pans.—See *Savoury Cheesecakes*, No. 561.

929. *Lemon or Orange Cheesecakes*.—Grate the rinds of three lemons, and squeeze their juice over three sponge-biscuits soaked in a glass of cream. Add to this four ounces of fresh butter, four of fine sugar, and three eggs well beaten. Season with cinnamon and nutmeg. Mix the whole ingredients thoroughly, and bake in tartlet-pans lined with a light thin crust. Twist a few long thin slices of candied lemon-peel along the top before baking.

930. *Whipt Syllabub*.—Make a strong whip as directed for trifle; or in making a trifle a little of the whip may be saved, or may even be applied to this use after it has done duty on the trifle. Mix a large pint of rich sweet cream with a half-pint of sweet wine, sifted sugar to taste, the juice and fine grate of a lemon and a little cinnamon. Stir this briskly, and fill the glasses within a half-inch of the brim. With a spoon lay a little of the whip lightly on the top of each. A whip may be got by whisking the above materials, and draining the froth on a sieve.

931. *Windsor Syllabub*.—Pour a bottle of sherry into a deep china or glass bowl; sweeten it, and season with

pounded cloves and grated nutmeg. Milk from the cow nearly double the quantity of milk over it, and stir it up.

932. *Staffordshire Syllabub*.—It is made as above, substituting cider, with a little brandy, for wine.

933. *Somersetshire Syllabub*.—Sweeten a pint of port, and another of Madeira or sherry, in a china bowl. Milk about three pints of milk over this. In a short time it will bear clouted cream laid over it. Grate nutmeg over this, or strew a few coloured comfits on the top, if you choose.

934. *Curds and Cream, Scottish*.—When the milk is firmly curdled, fill up a melon or Turk's-cap shape, perforated to let the whey drain off. Fill up the shape as the curd sinks. Turn it out when wanted in a glass dish, and serve with sweetened cream; or a whip may be poured over the curd, which may be made firm either by squeezing or standing to drain; or, having drained the curd well, rub through a sieve, and pour cream over it. Garnish with bits of red currant jelly or preserved barberries.

935. *Clouted Cream*.—Season a quarter-pint of new milk with two blades of mace, and put to it a large glass of rose-water. Strain and add to this the beat yolks of two eggs. Stir the mixture into a quart of rich cream, and let it scald, stirring it all the while. The rose-water may be omitted when this is to be eaten with fruit.

935². *Devonshire Clouted Cream*.—Scald new milk. Collect the top as it thickens or *clouts*.

936. *An Egg-cheese or Curd-star*.—Boil and season with cinnamon and lemon-peel a quart of milk or cream, and put to it eight eggs well beat, and a very little salt. Sweeten and season with orange-flower-water, wine, or any seasoning that is preferred. Stir and let this boil till it curdles, and till the whey is completely separated; then drain it through a sieve, and put it into a star-mould or other shape, that has holes to let the whey drain wholly off. When firm, turn it out, and serve with cream, custard, or wine and sugar, along with, or around it.

937. *Wassail-bowl, a centre Supper Dish for Christmas-tide*.—Crumble down as for trifle a fresh rice-cake (or use macaroons or other small biscuit) into a china punch-bowl or deep glass dish. Over this pour some sweet, rich wine,



THIS PAGE IS LOCKED TO FREE MEMBERS

Purchase full membership to immediately unlock this page

SAVE \$3,999,994

Did you know we sell
paperback books too?

To buy our entire catalog
in paperback would cost
over \$4,000,000

Access it all now for
\$8.99/month

*Fair usage policy applies

Continue

oven to become a pale amber. For plain dishes, a few thin straws of lemon or orange peel will be sufficient decoration. Cream is appropriate to nearly all apple-dishes, and next best is custard.

941. *Buttered Apples*.—Pare and core pippins or rennets, or any good apples. Stew in thin syrup as many as will fill your dish, lift, and make a marmalade, flavoured with lemon, of the rest. Cover the dish with a thin layer of the marmalade. Place the apples on this, with a bit of butter in the heart of each. Lay the rest of the marmalade or apricot-jam into the vacancies. Glaze with sifted sugar, and give a fine colour in the oven. This is nearly a *compôte* in the French style—and a good style it is—or exactly their *Pommes au beurre*.

942. *Apples in Rice*.—Prepare apples as above; but instead of apple-marmalade use sweetened, seasoned and buttered rice. Glaze and brown as above, or with a salamander.

943. *To bake Apples or Pears*.—Pare, core, and, if large, divide them. Bake them in a stoneware dish with sugar, bruised cloves, a little sweet wine, and grated lemon-peel. The oven should be rather slow.—See Nos. 710², 984.

944. *To stew Winter Pears*.—Prepare and season as above, and pack them in a nice saucepan with a little water or wine. Cover them close, and let them stew very slowly till done.—See Nos. 708, 984–86.

945. *Black Caps*.—Pare, divide, and core some large firm, but juicy apples. Bake them with white sugar. Serve with a sauce of wine and a little water, and sugar, seasoned with cloves and cinnamon.—*Obs.* Genuine *black caps* are neither pared nor divided; they are merely cored, the holes stuffed with sugar and seasonings, and the apples stewed very slowly in sweet wine in a close-covered tin pan. The tops are then blackened with a salamander, which gives the name.—See Nos. 707 to 710.

946. *Chartreuse de Pommes*,—*Beauvilliers' Receipt*.—“Take a score of rennets; peel them, and with a very small corer take off all the pulp about the heart; when there is enough cored to fill the *Chartreuse* mould, mince the rest of the apples to make a marmalade; equalize all the little apples, or pieces that have been cut out with the apple-corer: make a little saffron-water; put a little sugar to it;

throw in a third of the small apples; give them a slight boil, take them off, and drain; do another third in cochineal, and the last in a syrup of white sugar, with an equal quantity of angelica as of the apples; line the mould with white paper; make any design in the bottom with the red, green, yellow, and white apples; fix them tastefully all round the mould to the top, and fill it up with marmalade; it ought to be firm and without any void."—*Obs.* At grand dinners, dressed in the French style, roots are often cut in forms, and served in the above way.

947. *Dressed Peaches.*—Choose and wipe six very fine peaches. Simmer them for from six to eight minutes in a syrup made of five ounces of pounded sugar and a half-pint of water. Let them soak, covered, in the half of this, and with the other half, and what more fine pounded sugar is necessary, make a smooth thick marmalade either of ripe peaches or apricots, nectarines, or of best white apples. Have of this at least a pound and a quarter; place a layer of it in a glass dish:—Next pare, divide, and arrange the twelve half peaches handsomely on this, and place more marmalade to fill up the interstices. Boil rapidly down, adding lemon-juice, the syrup in which the peaches were soaked, and pour it over them. Border the dish either with small macaroons, or candied citron in thin straws if you prefer. The peaches may be scalded, peeled, and divided at first; but will keep shape better if treated as above directed. A marmalade of fine-flavoured white apples is by many preferred to one of peaches.

Sweet Dishes of Rice; and Flummery.

948. *Snow-balls.*—Swell a half-pound of rice in water, with a roll of lemon-peel, till tender, and drain it. Divide it into five parts, and roll a pared small apple cored, and the hole filled with sugar and cinnamon, into each heap, tying each up tightly in separate cloths. Boil for an hour, untie carefully, and serve with pudding-sauce, No. 306.

949. *Buttered Rice.*—Swell the rice till tender in new milk. Pour off the thick milk, and add melted butter, sugar, and cinnamon. Serve hot.

950. *Oatmeal-Flummery.*—Put finely-ground oatmeal to steep in water for three days. Pour off the thin of the first water, and add more water. Stir up, strain, and boil this

with a little salt till smooth and of the thickness wanted, adding water at first, if it be in danger of getting too stiff. A piece of butter is an improvement, and a little white sugar. Serve in a basin with milk, wine, cider, or cream.—*Obs.* This, if allowed to become more sour, is neither more nor less than Scotch *Sowens*, and an excellent dish it is.—See *Cookery for Invalids*, No. 1114³.

951. *Rice-Flummery*.—Mix a couple of spoonfuls of rice-flour with a little cold milk, and add to it a large pint of boiled milk sweetened and seasoned with cinnamon and lemon-peel. Two bitter almonds pounded will heighten the flavour. Boil this, stirring it constantly, and when of proper consistence, pour it into a mould or basin. When cold, turn it out, and serve with cream or thin custard round it, or with a sauce of wine, sugar, and lemon-juice.—This differs in nothing from *rice blancmange*, except that rice-flour is used instead of unground rice.

952. *Dutch Flummery*, or *Yellow Flummery*, the *French Jaune Mange*, may be made as directed for *blancmange*, using well-beat yolks of eggs instead of cream. Colour with saffron.

954. *Mille Feuilles*, *Italian Pyramid*, *Puit d'Amour*.—This is the self-same thing, with different names. A good puff-paste, rather thick, must be stamped out with tin stamps, or any ingenious substitutes, into a number of pieces, each less than the other, the base being of the size of the plate on which the pyramid is to be raised, and the others gradually tapering. Bake separately the pieces of paste on paper laid on tins, and ice them. Pile them up, laying raspberry and other jams of different colours on the ledges, and a bunch of small preserved fruit or some suitable ornament to crown the pile.

955. *Another way, from Beauvilliers*.—Take puff-paste, and roll it out as above; cut it with figured paste-cutters of different sizes; cut them equal in number, the large and small; put the large upon a baking-tin; wet with water, and put a small one on each large one; with the point of a knife cut them out in the middle the size of a thimble; put them into the oven, and, when nearly done, powder them with sugar; take out the cut middle [leaving a bottom, of course], replace it with sweetmeats, and serve.



THIS PAGE IS LOCKED TO FREE MEMBERS

Purchase full membership to immediately unlock this page

Get Smart

Over 2,000 years of
human knowledge in
797,885 volumes

Instant access
\$8.99/month

Continue

*Fair usage policy applies

and pour in the mixture. Cook it over a slow fire not to scorch. Turn it carefully out. Dredge fine sifted sugar over it, and set it in the oven to rise.—*Obs.* Soufflés may be flavoured in many ways.—Ratafia-cake pounded, or pounded almonds, may be added to their mixtures.—See No. 572.

959. *Soufflé of Apples in a Rice-border.*—Prepare the rice as for *Gateau de Riz*, No. 1013, but keep it thicker by using less milk. Raise the border three inches round your dish, egging the edge to make it adhere. Make it smooth and of a neat form. Mix with fresh apple-jam, very sweet, the beat yolks of six eggs and two ounces of butter. Stir this over the fire to cook the eggs. To this put the whites of eight or ten eggs whisked to a snow. Mix gently. Fill the dish, and bake in a moderate oven till the soufflé rises light. Serve instantly.—See Nos. 577, 1002.

Observations on Sweetmeats and Preserves.

To preserve the fruits that are in common use, and to make those sweetmeats which are oftenest wanted in private families, is justly considered a point of good housewifery; for common preserves may be both cheaper and more nicely made at home than where they are manufactured wholesale for the market. Besides, many families have gardens. A little observation and practice will soon give the cook or mistress of a family sufficient skill to prepare the sugar for these things;—attention and cleanliness do the rest. The sugar for preserves ought, generally speaking, to be of the first quality. It ought also to be in sufficient quantity, for it is shortsighted economy to make paltry savings, at the risk of injuring commodities which are costly, however they may be managed. *Never squeeze fruit too much*; or take merely the juice that flows freely; and use what remains for made-wine, plain jams, or children's *black butter*, No. 979. Unless preserves are bright, and of a fine colour, they lose half their value; and this they never will be if the fruit is squeezed till the skins and seeds are broken. Let sieves be dipt in, and jelly-bags wrung out of hot water before using them, or they will absorb a great quantity of the jelly. Sweetmeats are usually kept in small pots of earthenware, stoneware, or glass, with papers steeped in brandy put over them as soon as they are cold, and a layer of sugar sifted either above or below these papers, or both.

Tinfoil, bladder, corks and rosin, India-rubber capsules, are each employed; but for ordinary family purposes we have found no method so neat and convenient as the following:— Shape papers the size of the pots or jars, but leaving them an inch and half larger, that they may tie and overlap the ledges. Brush these papers inside till thoroughly saturated, with beat white of egg: tie on while still moist. They will dry and collapse like bladder. Nothing, however, can more thoroughly exclude the air than bladder over corks, or double bladder. For preserving raw fresh fruits that are merely scalded, good corks dipt in bottle-rosin is effectual; and for preserved stone-fruit, melted suet, a thick layer, is sometimes poured over the paper. Presses lined with wood, shelves, pantry-drawers, or any place that is perfectly dry, and not too warm, are best for keeping preserves. Brass pans, scoured till brightly clean,* are still much used for making preserves; but a vessel of double block-tin, or of iron very thickly tinned, or better enamelled, if kept for jellies and sweet things, answers very well, and is safer, particularly for the coarser jams, which, being generally made with a short allowance of sugar, require long boiling. Sweetmeats are best when quickly boiled,† that the watery parts may be driven off without a process continued so long as to injure the colour and flavour of the fruit. The shade of colour may be varied in many ways by using white currants to lighten, or black to deepen the colour, or by white or red raspberry-juice. Currant jellies may be made without boiling at all, by merely stirring the sugar finely beaten and sifted into the juice of the fruits, or what is termed *worked-cold*. But though the flavour is preserved, they look muddy and eat harshly. It is necessary to have sieves, spoons with holes, and pans of different sizes, kept wholly for preserves and sweet dishes, as the least taint of other things will injure these delicate preparations. Sweetmeats and preserved fruits should not be papered for a day or two, and ought to be looked at several times during the first months; and if mouldiness gather on them, jellies and jams, and the syrup of preserves must be boiled over again, till the watery

* Care about the vessels is particularly requisite, where it is usual, as in many English kitchens, to boil the fruit-juice very long before the sugar or syrup is added.

† This, we believe, is a culinary heresy, but we avouch it.

particles are wholly evaporated. Strong glass vessels keep preserves well, and, now that glass is so cheap, are cheaper in the end than earthenware ones.—*Obs.* The great art in preserving stone-fruits is to avoid having the syrup too rich at first, which would inevitably shrivel them, particularly if they be boiled in it, or have it poured too hot over them.

Of Boiling Sugars for Preserves.

CONFECTIONERS reckon several degrees in preparing sugar, from simple *clarified syrup* up to *caramel*. The *Saccharometer* is as useful to the confectioner and cook as to the brewer.

960. *To Clarify Sugar*.—To every pound of broken sugar of the best quality take a quarter-pint of water, with the half of the white of an egg beat up in it, or less egg will do. Stir this till the sugar dissolves, and when it boils, and the scum rises strong and thick, pour in another quarter-pint of cold water to each pound. Let it boil, edging the pan forward from the stove till all the scum is thrown forward. Set it on the hearth, and when it is settled, take off the scum with a sugar-skimmer, upon a reversed sieve laid over a dish, that what syrup is in it may run clear from it. Return the syrup dropt through the sieve into the pan, and boil and skim the whole once more.—French *artistes* allege that the new processes of sugar-refining give an inferior quality of sugar.

961. *Candied Sugar, first degree*.—Boil sugar, clarified as above, till in boiling it rises in the pan like clusters of pearls; or try between the finger and thumb if it have tenuity enough to draw out into a brittle thread.

962. *Blown Sugar, second degree*.—Boil candied sugar till, on dipping the skimmer into the syrup, and blowing strongly through the holes of it, the sugar forms into bubbles.

963. *Feathered Height, third degré*.—Boil sugar of the second degree for some time longer, and dip the skimmer in the pan; shake off the blown sugar, and give the skimmer a quick toss, when, if enough done, the sugar will fly off like snow-flakes or downs.

964. *Crackling Sugar, fourth degree*.—Boil *feathered* sugar till, on dipping a stick into the pan, and dipping it immediately in cold water, the sugar will instantly become hard.



THIS PAGE IS LOCKED TO FREE MEMBERS

Purchase full membership to immediately unlock this page

SAVE \$3,999,994

Did you know we sell
paperback books too?

To buy our entire catalog
in paperback would cost
over \$4,000,000

Access it all now for
\$8.99/month

*Fair usage policy applies

Continue

juice. Use a silver skimmer and the finest sugar, and boil only five minutes, or till all scum is removed, as the delicate colour of this sweetmeat is very easily injured. Run it twice through the jelly-bag, if necessary. N.B.—Have the sugar previously boiled to the second degree.

968. *Black Currant Jelly*.—Pick the fruit, and scald it in a jar set in boiling water. Strain the hot fruit through a sieve. To every pint of the juice allow a pound of sugar and a quarter-pint of water, and boil and skim for twenty minutes.

969. *Another good easy way*.—Clarify the sugar, and put the picked fruit to it. Let it boil for twenty minutes: run off some of the jelly through a sieve, and keep the rest as a jam for common tarts or dumplings, etc. If for sore throats, a little spermaceti may be added to it, or for invalids, a little calf's-feet jelly.

970. *Gooseberry and Cranberry Jellies*.—Clarify an equal weight of sugar with that of the fruit. Boil the fruit and sugar for twenty minutes, and run the jelly through a sieve, allowing a little to remain a thick jam, which may be seasoned with spices and used for dumplings and children's pies.—*Obs.* Where cranberries are gathered in this country, old-fashioned good housewives put cinnamon to those they preserve for tarts. Cloves or mace would be as suitable.—See No. 811, and *Cranberry-Gruel*, No. 1145.

971. *Raspberry-Jam*.—Take three parts of picked finest raspberries and one of red currant juice, with equal weight of sugar. Put on half the sugar with a little water; skim this and add the fruit. Boil for fifteen minutes, add the other half of the sugar, and boil for another five minutes, and, when cold, pot the jam. This and all other jams may be made with less sugar, if they are longer boiled: but both colour and quality will suffer in the process. Less boiling will serve if the sugar is previously high-boiled.

972. *Strawberry-Jam*.—Gather fine scarlet strawberries, quite ripe. Bruise them slightly, and put about a sixth-part of red currant juice to them: take nearly equal weight of sugar, pounded, and strew it over them in the preserving-pan; or better, let them lie thus for some hours, or a night; then boil quickly for fifteen minutes; pot, and next day cover with brandied or egged papers.—See No. 995.

973. *Gooseberry and Black Currant Jam*.—Take equal

weight of pounded lump-sugar and picked fruit; strew the sugar over the fruit in the preserving-pan, and put a little water into it. Let it soak; then boil and skim it; lift a little of the juice and fruit when the fruit has boiled for about twelve minutes, and set it to cool on a plate. If the juice runs off, the jam must be boiled longer; if it jellies, though slightly, it is enough. *This is a test for all jellies.*—*Obs.* To get rid of some of the seeds of the hairy red gooseberry, take up the syrup, as it boils, with a gravy-spoon, and run it back through a small sieve into the pan. Another:—

973². *The Ettrick-Jam.*—Take rather under-ripe white or sulphur-coloured gooseberries; top and tail them; make the jam as above, and flavour with fresh lemon-peel, finely grated, and lemon-juice to taste. This is a jam for tarts and puddings, little inferior to apricot-jam. Our *rationale* of under-ripe fruit for jams is, that the skins and seeds are more delicate than when the fruit has fully ripened.

974. *Apricot and Plum Jam or Marmalade.*—Stone and skin the fruit; scald it with a little water in an earthenware or stone vessel; rub it through a coarse sieve, or mash it in a bowl. Take equal weight of pulp and pounded loaf-sugar, and boil the jam for fifteen minutes, stirring and skimming it. The bruised kernels of the fruit, or a few bitter almonds, blanched and bruised, may be put in to flavour the jam. *Peach, Nectarine, Greengage, and Quince jam*, for puddings and tarts, are made in the same manner.—*Obs.* Jams should be quickly boiled to retain a good colour, and care must be taken, by stirring, that the thicker sorts do not stick to the pan, which should always be placed aslant, or on a trivet.—See No. 988.

975. *Scotch Orange-Chip Marmalade.*—Take equal weight of fine loaf-sugar and Seville oranges. Wipe and grate the oranges, but not too much. [The outer grate boiled up with sugar will make an excellent conserve for common *rice* or *batter puddings*.] Cut the oranges the cross way, and squeeze out the juice through a small sieve. Scrape off the white from the inner skins, and pick from them the seeds and films. Boil the skins till quite tender, changing the water to take off part of the bitter. When cool, again scrape the coarse, white, and filmy part from the skins, and, trussing three or four skins together for despatch, cut them into

very narrow chips. Clarify the sugar, put the chips, pulp, and juice to it. Add, when nearly boiled for a half-hour, the juice and grate of two lemons for every dozen of oranges. Pot, and cover when cold. If the complexion is considered more important than the quality, use only the lemon-peel, as the lemon-juice is apt to granulate the sugar, and make the whole muddy.—*Obs.* There are various ways of making this favourite marmalade. The half of the boiled skins may be pounded before they are mixed; and if the chips look too numerous, part of them may be withheld for pudding-seasoning. The orange-grate, if a strong flavour is wanted, may either be added in substance, or infused, and the tincture strained and added to the marmalade when boiling. Where marmalade is made in large quantities to sell or for exportation, the various articles are prepared and put at once into a thin syrup, boiled for from four to six hours, and potted in large jars. Orange-marmalade may be thinned with apple-jelly, or, when used at breakfast or tea, it may be liquefied *extempore* with a little tea. It keeps best in large quantities.

976. *Scotch Marmalade, the best, simplest, and most economical way.*—Take equal weight of Seville oranges, and either crystallized or refined sugar. Wipe the oranges very clean. Rasp off the outer rind, putting the grate into a little water to prevent it sticking into a mass. Cut the fruit in quarters, picking out the seeds. Throw it into the brass pan with plenty of water, adding more as it wastes; so as to keep the oranges always well covered. Stir as necessary, and boil for three and a half or four hours. Then run the contents through a jelly-bag, and to each English pint of liquid take a pound of sugar. Throw in the grate, with a little lemon-juice (at pleasure). Give the whole a rapid boil of from twenty-five to thirty minutes. A little less or more sugar may be used, but the above is a fair average.

977. *Transparent Orange-Marmalade.*—Use the juice and pulp of the fruit only. Wash the pulp in a very little water, and strain this water to the juice. Take a pound and a half of refined sugar to the pint of juice, and boil it to the second degree. Put the juice to the syrup, and boil and skim well for twelve minutes.—*Obs.* Use the skins for candied orange-peel, No. 1001.

Lemon-marmalade may be made as above.



THIS PAGE IS LOCKED TO FREE MEMBERS

Purchase full membership to immediately unlock this page

Get Smart

Over 2,000 years of
human knowledge in
797,885 volumes

Instant access
\$8.99/month

Continue

*Fair usage policy applies

the swelling fruit overcrowds the branches, it may be picked off for tarts and puddings, and preserved as above, first pricking with a needle, and then boiling in a syrup, of one pound of sugar to the quart of water, for seven or eight minutes. Soak for three days in this. Boil up again, and, when cold, bottle and treat as in last receipt.

Receipts for Beautiful Preserves and Compotes for Desserts, etc., etc.

984. *Jargonelle Pears*.—Take large, finely-shaped pears, and pare them very smoothly though thinly. Simmer them in a thin syrup, and let them soak, covered in this syrup in a tureen or basin, for a day or two. See that they are covered with the syrup. Drain off the syrup, and put more sugar to it. Clarify it, and simmer the pears in it till they look transparent. Take them up, and pour the syrup over them. About a fourth more sugar than the weight of the fruit is the requisite quantity in all.—*Obs.* The syrup should be seasoned with the juice of lemons. The pears may either be served dry by drying them in the sun, or in a slow oven when wanted; or in the syrup, which is better and more economical, as the fruit that is not used can be potted up afresh. If the seeds of this and of all preserved fruits are picked out, which may be done by an opening at both ends that will allow an ivory bodkin to be introduced, they will keep better. Large, finely-shaped pears of any kind done in this way, and *iced white*, as directed No. 1006, look exceedingly well. Pears are preserved *red*, by putting prepared cochineal into the syrup, or pouring melted red gooseberry or currant jelly over them.—See *French Compôtes*, Nos. 707 to 711.

985. *Preserved Apples, or en Compôte*.—Clarify fine sugar, and boil nicely-pared and cored pippins in it, with a little lemon-juice and lemon-rind. Serve in a glass or china dish, with the syrup, and garnish with bunches of preserved barberries, or sprigs of myrtle.—See No. 941.

986. *Red Apples*, served in jelly, are made nearly as above. Pare and core the most beautiful pippins you can get, but leave an inch of the stalks. Throw them into a pan of water to keep the colour good; boil them in a very little water, with which cochineal is mixed. When done, dish

them heads downmost, and put pounded sugar to the red water, with the rind of a lemon, and boil till it jellies. Strain it, and, when clear and cold, scoop it up neatly with a teaspoon, and lay it among the apples in heaps, like *roughed* calf's-feet jelly. Garnish with sprigs of myrtle, rings of lemond-rind, etc. Melted isinglass may be added, if the jelly is too weak.

987. *Oranges in Sugar, a pretty little Dish.*—Peel four or five oranges: carefully remove all the scurf and thready parts. Cut them in round slices, take out seeds, and dress them in a small glass dish in hot syrup. Garnish with sprigs of myrtle.

988. *To Preserve Apricots.*—Always choose the finest fruit for preserving. Stone and pare the apricots, keeping them as entire as possible. Take above their own weight of pounded sugar, and strew it over them for a night, laying the slit part upmost to keep in the juices of the fruit. Break the stones, and blanch what are good of the kernels. Simmer gently, till the fruit looks transparent. Add the kernels; skim carefully, and lift out the fruit into pots, pour the syrup and kernels over them, and paper when cold:—Or they may be preserved in apple-jelly; or *greened*, by putting a bit of alum into the water in which they are alternately scalded and cooled, till they take the desired colour. We do not recommend this. *Peaches* and *green-gages* are preserved as above.—*Obs.* Sugar for preserved fruit must be boiled to the second or third degree. The fruits should be looked at for the first month, and, if needful, the syrup may be boiled up, allowed to cool, and again poured over them.—See No. 974.

989. *Magnum Bonum and other fine Plums.*—Do them as directed for apricots, and be sure that the syrup is well clarified and well skimmed, and that the first simmering is slow and short, or else, instead of looking clear and plump, the fruit will shrink and shrivel in spite of whatever may be afterwards done to plump it.—*Obs.* The *Imperatrice* and the *Winesour* are among the finest preserving plums.

990. *To Preserve Red Gooseberries.*—Clip off the top of each berry, and take weight for weight of fruit and sugar. Clarify the sugar, and put the fruit to it, having made a slit with a needle in each berry, to let the sugar penetrate the

fruit. Skim well, and when the skins look very transparent, take up the fruit with a sugar-skimmer into glasses or pots. Boil the syrup till it will jelly (if the fruit were boiled as long it would become leathery), strain it through a fine sieve, and pour it on the berries. This is a cheap and beautiful preserve, either served as a tart with a croquante cover, or in a glass dish. *Green Gascoignes* may be done in the same manner, first *greening* them, as directed for pickles, with alum and vine or cabbage leaves, though this at best is, we confess, a suspicious process. Every seed must be picked out of those green gooseberries with a needle, or they will neither look nor keep nearly so well.—See No. 973².

991. *To Preserve Cherries*.—Take a fourth more of sugar than of Morella-cherries. Cut the stalks; take out the stones with a silver bodkin or needle as gently as possible; or, if this be too troublesome, merely prick the fruit with a needle. Clarify the sugar, and put to it a half-pint of red or white currant-jelly for every two pounds; and when this has boiled for five minutes, put in the cherries, and let them simmer till they look bright.

992. *Dried Cherries*.—Take out the stones, and give the cherries a simmer in this syrup. Let them remain in this for a day, and scald them again and again, making the syrup gradually richer with more sugar. When they look bright and plump, pot them up in the syrup; and when wanted, drain and dry them on a stove or wire sieve, or in a very cool oven. *Cherries, peaches, apricots, etc.*, may be preserved in brandy with great ease. Prick them with a needle, and drop them into wide-necked bottles, with some fine sugar. Fill up with brandy, and cork and place the bottles in a hot-water bath or cool oven for some hours.—See *Widow Barnaby's Cherries*, No. 1088.

993. *Cherries en Chemise, a pretty little Dish*.—Take the largest ripe cherries you can get. Cut off the stalks with scissors, leaving about an inch to each cherry. Beat the white of an egg to a froth, and roll them in it one by one, and then roll them lightly in sifted sugar. Lay a sheet of paper on a sieve reversed, and, placing them on this, set them on a stove till they are to be served.—*Obs.* The same may be done with bunches of currants, strawberries, hautboys, etc. Fruits *en chemise* look well and cost little.—See No. 707.



THIS PAGE IS LOCKED TO FREE MEMBERS

Purchase full membership to immediately unlock this page

SAVE \$3,999,994

Did you know we sell
paperback books too?

To buy our entire catalog
in paperback would cost
over \$4,000,000

Access it all now for
\$8.99/month

*Fair usage policy applies

Continue

take them up and drain. Cut a piece out of the top with a sharp knife, and with a mustardspoon scoop out all the pulp, seeds, and films. Boil them *filled* with and floated in clarified syrup for forty minutes. In four days repeat the boiling for twenty minutes. Do this four times. Last of all boil the syrup candy-high, adding more syrup, and keep the oranges well covered with it. If the colour fall, boil them up, and add fresh syrup.—*Obs.* Several pretty dishes are made with preserved oranges. And orange-skins emptied, may be filled with rich custard, with calves'-feet jelly, or other jellies, or with a mixture of beat almonds, sugar, cream, and seasonings.—See No. 721.

Tablets and Confectionary Drops.

A FEW receipts in this department may be useful in most families, as these things are cordial and sometimes even medicinal, and may be easily and cheaply prepared at home.

997. *To make Cinnamon, Lemon, Horehound, or Ginger Tablet.*—Take either oil of cinnamon, fine sifted China ginger, essence or grate of lemon pounded, in the proportion wanted for flavouring the kind of tablet to be made. Two drops of oil of cinnamon, a half-ounce of ground ginger, or the grate of two lemons, is a medium quantity to a pound of sugar. Mix the flavouring ingredient well with the boiling sugar, and pour it out, when boiled candy-height, on a marble slab, stone, or flat dish, previously rubbed with sweet oil. Mark the tablet quickly, ere it hardens, in small squares, with a roller and knife. *Drops* may be made of the same material, dropping it regularly on paper, and taking the drops off with a knife when firm. Any kind of *sugar-drops* may be made by adding different flavouring ingredients to the boiled sugar; as, for example, for *coffee-drops* a little strong clear tincture of the coffee-berry; for *clove-drops*, essence of cloves; for *peppermint-drops*, essence of peppermint, and so on.

998. *Fruit-Pastes.*—Oranges, apples, cherries, pears, raspberries, etc., may all be made into paste. Boil the fruit with clarified sugar to a very thick marmalade. Season, and mould it into thin cakes. Dry these in a stove. The pastes must be small, but of any form or variety of forms; they may be ornamented by having the impress of some of the

Wedgewood-ware or glass seals, with groups from the antique, stars, shamrocks, etc., pressed upon them while still moist. Inferior paste is got from the refuse of apple-jelly.

999. *Ratafia-Drops*.—Blanch and pound, with an ounce of fine sugar and a little water, four ounces of bitter and two ounces of sweet almonds. Add to the almond-paste a pound of sugar, the beat whites of two eggs, and a little noyau. Beat the whole well, and when light, drop the batter from a biscuit-funnel on paper of the size of pigeons' eggs, and bake on tins. The addition of fine flour will make this *Ratafia-Biscuits*.

1000. *To make Barley-Sugar*.—Clarify, and boil sugar to the fourth degree, or *crackling* height, and, when nearly boiled enough, add to it lemon-grate, a drop of citron-oil, or a little beat spermaceti, according to the sort of barley-sugar wanted. Rub a slab or dish with oil, and when the sugar is ready, dip the pan in cold water for two minutes, and then pour it out thin on the dish. Cut the sugar into slips, and while hot twist it. Care must be taken in boiling sugar to this height, that it does not burn or fly over; to prevent which, a bit of butter may be thrown in to check violent ebullition:—add a little lemon-juice if it be in danger of *graining*. This may also be made as small lozenges or drops. It is often acidulated with tartaric acid, and is then termed *Acidulated Drops*.

1000². *Grandmamma's Bon-bons*.—Cut candied citron or orange peel into strips an inch long, and then as small dice: string them apart on a fine wire skewer, or knitting needle, and dip them in boiling barley-sugar flavoured in any way you prefer. Have a baking-slab, or large flat dish rubbed with oil, that they may not stick, and lay them on it to dry. When crisp, pack them in paper bags. With candied sugar for a basis, an endless variety of preparations, as *Rock*, *Brilliant*s, and *Lozenges* of various sorts, are made. Flavour and colour make the only difference. Flour is used with the cheaper sorts.

1001. *Candied Orange and Lemon Peel*.—Soak the peel of lemons or Seville oranges first in salt and water, and afterwards in fresh water. Dry them, and boil them till tender in a thin syrup; afterwards in a stronger syrup boiled higher; next drain, dry, and store them.

1001². *Tofee and Hardbake*.—For Tofee,—Boil a pound of pounded sugar in eight ounces of melted butter, in a very small preserving-pan: boil for ten minutes, and add a flavouring of lemon or ginger. Boil for a few minutes more, stirring constantly, and try the tofee, by dropping a particle in cold water. If it get instantly crisp and crack between the teeth, pour it out on slabs or flat dishes rubbed with oil or butter. *Tofee* may have spermaceti put to it instead of part of the butter. *Hardbake* contains no butter: it is prepared as sugar for caramels.

1002. *Rose Soufflé Cakes*.—Pick a handful of rose-leaves, and give them a boil in a syrup made of a pound of sugar. Have ready an icing made of two ounces of sugar, and the white of an egg well beat up and tinged with liquid cochineal. Stir a spoonful of this into the syrup till it rises; fill small moulds, and bake.—*Obs.* Confectioners use carmine or lake-powder, and so have Rose soufflé cakes in full bloom all the year round. These colouring matters are prepared by the chemists, who also sell flavouring essences, which ought to be used with great caution, particularly when of the almond or laurel kinds.

1003. *To make Devices and Ornaments in Sugar*.—Make a paste of the finest loaf-sugar and gum-tragacanth steeped in rose-water, or any flavoured water, and mould and colour the ornaments as best suits the purpose for which they are intended; as rose with cochineal, yellow with saffron, green with spinage-juice.

1004. *Nougat in the French Style*.—Blanch a half-pound of sweet almonds and six bitter ones. Peel and cut them into dice. Dry them thoroughly before the fire or in an oven, but do not let them brown much. Put a half-pound of fine sifted sugar into a small preserving-pan over a very slow fire, without a drop of water. When it is melted, throw in the cut almonds quite dry. Stir and turn out the paste, as it will now be, on a mould rubbed with oil. It must be quickly worked, as it will harden. It may be made in a variety of forms. If flat, press it quickly with an oiled rolling-pin, and cut it up in oblong slips. Cinnamon or small white nonpareil comfits may be strewed over the surface while hot.—N.B. *Nougats, and the Devices of No. 1003, should in general be left to the confectioner.*



THIS PAGE IS LOCKED TO FREE MEMBERS

Purchase full membership to immediately unlock this page

Get Smart

Over 2,000 years of
human knowledge in
797,885 volumes

Instant access
\$8.99/month

Continue

*Fair usage policy applies

them, when to be used. Cake moulds and hoops are of various kinds and forms, and must be bought.

1005. *To Ice or Glaze Pastry and Cakes.*—This is done with the whites of eggs and sugar; and in a common way is a simple process. *Yolks* of eggs *glaze* cakes, though coarsely, effectually; but sifting fine sugar over little cakes and biscuits before they are put into the oven, or when half-baked, will do them well enough.—See also Nos. 813 and 814.

1006. *To Ice or Frost a Home-made Bride's Cake, or very large Plum-cake.*—To a half-pound of fine sifted sugar put the whites of two eggs, beaten with a little orange-flower-water, or simple water, and strain. With this whisk the sugar till it is quite smooth. This may be tinged with the juice of strawberries or currants, or with prepared cochineal. For a Bride's cake confectioners use lake or cochineal. Lay the icing equally over large cakes with a flat spoon. Brush small ones with a few feathers dipt in the mixture. Place both in a cold oven; but large cakes should be cold when iced. Lemon-juice well beat with the sugar and white of eggs make a white icing. No other *white* icing is admissible.

1007. *A plain Pound-Cake.*—Beat a pound of fresh butter to a cream, and put to it nine eggs well beat. Next beat them together till well mixed and light; and put to them a little shred lemon-peel, or a few blanched almonds chopped, sifted sugar to taste, and a pound and quarter of dried and sifted flour. Mix well and bake in a pan for an hour, in a rather quick oven; or two small cakes may be made of the ingredients.—*Obs.* This may be made a *plain plum-cake*, by putting to it a half-pound of cleaned currants, a few raisins, and a half-ounce of candied lemon and orange peel, with nutmeg and cinnamon to taste. It may also be converted into a good *Seed-cake*, by adding caraway and coriander seeds to the plain cake.

1008. *A plain Plum-Cake.*—Use as much flour, butter, and sugar, as are ordered in the next receipt, but take only half the quantity of fruit, candied peel, and eggs. Season with cloves and nutmeg. Melt the butter in a half-pint of hot cream. Mix with the beat eggs three spoonfuls of sweet yeast. Beat the whole together; and if the composition

look too thick, add a little sweet wine, or more cream. Pour it into a buttered pan, and let it rise before the fire before it is put into the oven, which should be strongly heated.

1009. *A rich Plum-Cake.*—Take equal weight of cleaned currants and flour; about a pound of each will make a cake of good size; a pound and a half will make a large one. Beat twelve ounces of fresh butter to a cream. Beat also sixteen eggs to a cream with a whisk in a pan, and set them over the fire, or in a vessel of hot water, with a pound of sifted sugar, whisking all the time. When warm, take them off, and continue to beat till they are cold, when the butter will be well mixed with them. Add the currants. Put to this a half-pound of candied citron, lemon, and orange peel cut in strips, a half-ounce of bitter almonds beat to a paste with a little sugar, two ounces of sweet almonds blanched and sliced the long way, half an ounce of pounded cinnamon and mace, and a quarter pint curaçoa, or any highly-flavoured liqueur, or plain brandy. Beat all the ingredients for a half-hour. Paper a hoop and pour in the cake. It will take from two to three hours, when the oven may be cooled, and the cake placed in it to get dry.*

1010. *Rice-Cake.*—Mix half a pound of sifted rice-flour with a half-pound of loaf-sugar sifted, and put to this six eggs well whisked and strained. Season with a little ratafia and orange-flower-water, and a drop or two of essence of lemon, or some fine-grated rind of lemon. Beat the whole together for twenty minutes, and fire in a quick oven.—*Obs.* This is an excellent cake for a trifle, but it will not keep long. A small proportion of wheat-flour should be mixed with the rice-flour.

1011. *A fine Seed-Cake.*†—Have a pound and a half of flour, and sixteen eggs well whisked. Mix with them a pound and a half of fine sifted sugar, and whisk them thoroughly together. Throw in a half-pound of cut candied citron, lemon, and orange peel, and four ounces of almonds blanched and cut. Mix this with the dried flour, and twelve ounces of butter beat to a cream. Season with cinnamon

* Sal volatile is sometimes used to make cakes rise, or, more properly, to prevent them from flattening, by keeping the butter from oiling.

† “When,” says ancient Trusser, “the wheat-seed is put into the ground, the village is to be treated with *seed-cake*, pasties, and frumentie-pot.” Ah! when now do villages get such treats?

and cloves, and, if liked, throw in a few caraway-seeds. Smooth the top of this (and every sort of cake) when put into the hoop, and throw sugared caraways over it or any cake; or slips of candied peel.

1012. *A common Seed-Cake*.—Mix a half-pound of sifted sugar with two pounds of flour in a large bowl or pan. Make a hole in the centre, and pour into it a half-pint of lukewarm milk, and two spoonfuls of yeast. Draw a little of the surrounding flour into this, and, throwing a cloth over the vessel, set it in a warm place for an hour or two. Then add half a pound of melted butter, an ounce of caraway-seeds, a little allspice, ginger, and nutmeg, and milk sufficient to make the whole of a proper stiffness. Mix it thoroughly. Butter and paper a hoop, and pour in the mixture. Let it stand a half-hour at the mouth of the oven to rise, and then bake it.

1013. *Rice-Cake for the Centre of a Table,—the French Gateau de Riz*.—Prepare the rice as for a casserole (No. 577), and for four ounces of rice take a quart of boiled cream, in which the peel of a lemon has been infused. Let them soak till the rice has absorbed all the cream, and is swelled. Sweeten this with fine sugar, and season with juice and peel of lemon. When cool, add the beat yolks of eight eggs, the whites well whisked by themselves, and also a good piece of butter. Next pour four ounces of melted butter into the mould, and turn it round and round till the butter adheres in a coat to all sides of it. Next cover the mould with fine bread-crumbs; and this done, pour in the cake. Bake it for an hour in a moderate oven, cool it, turn it upside down on the dish, and garnish it with flowers, etc. — *Obs.* If any of the material is left, roll it up in the shape of corks, dip them in butter, and fry as fritters. Dressed round fried parsley, they are called *croquets of rice*. A dozen sweet and a few bitter almonds chopped may be put to this cake; and it may be made of vermicelli, or served as a pudding, with custard-sauce.

1014. *Scotch Diet-Cake, or Loaf*.—Take a pound of fine sugar sifted, the same weight of eggs very well whisked, and mix and beat these together for twenty minutes. Season with lemon-grate and cinnamon. Stir in very smoothly three quarters of a pound of sifted flour. This is a very



THIS PAGE IS LOCKED TO FREE MEMBERS

Purchase full membership to immediately unlock this page

SAVE \$3,999,994

Did you know we sell
paperback books too?

To buy our entire catalog
in paperback would cost
over \$4,000,000

Access it all now for
\$8.99/month

*Fair usage policy applies

Continue

pounds of fine sugar, and pound these ingredients to a paste; then put in eight more whites of eggs. Beat the whole well together; fill a biscuit-syringe, and squirt the macaroons on wafer-paper, and fire them slowly on tins. *Ratafia-cakes* may be made as above, by using one-half bitter almonds. Drop the biscuit from a knife-point instead of a squirt, if you have no squirt. Rice-flour is sometimes substituted for part of the almonds, and brandy is used to flavour.

1018. *Plain Gingerbread*.—Mix with a pound and a half of flour, four ounces of butter, four of brown sugar, a half ounce of ground ginger, and some allspice. Make this into a paste with two ounces of hot treacle, and shape and bake the cakes.

1018². *Mrs Fletcher's* Parliament-Cakes*.—With two pounds of the best flour dried, mix thoroughly one pound of good brown sugar and a quarter-pound of ground ginger. Melt a pound of fresh butter, add to it one of treacle, boil this, and pour it on the flour; work up the paste as hot as your hands will bear it, and roll it out in very large cakes, the sixth of an inch thick or less; mark it in squares with a knife or paper-cutter, and fire in a slow oven. Separate the squares while soft, and they will soon get crisp.

1019. *Fine Gingerbread*.—Two pounds of flour, a half-pound of brown sugar, a half-pound of candied orange-peel cut into bits, an ounce of freshly-ground ginger, half an ounce of caraway-seeds, cloves, mace, and some allspice. Mix with these a pound and a half of treacle, and a half-pound of melted butter. Mix the ingredients well together, and let them stand for some hours before rolling out the cakes. The paste will require a little additional flour in rolling out. Cut out the cakes, mark the top in diamonds with a knife, or string, and bake on tin plates.

1020. *Gingerbread, or Spice Nuts, or Schnaps*, may be made of the above paste, but a little more ginger and other spices should be employed, and a little more flour. Drop the paste from a spoon on paper, and bake.—“*Cayenne*, to my taste, rather improves gingerbread. A little carbonate of soda is now used to raise these nuts.”—P. T.

* This worthy lady was the universal favourite of the schoolboys of Edinburgh, the contemporaries of Sir W. Scott. We regret not being able to recover her recipe for *White Quality Cakes*.

1021. *Wine-Biscuit*.—Have a pound of the finest flour “thrice-bolted,” dry and sifted. Rub down among it three ounces of butter; add sugar and salt to taste. Make a dough of this with warm good milk, and a spoonful of sweet yeast. Knead it quickly up, and let it repose an hour. Roll it out thin and stamp, and then prick the biscuits with a dabber. Bake in a quick oven.

1022. *Imitation of Leman’s* Biscuit*.—To the above dough put a bit of *sal volatile*. Roll out, and mould in the form of Leman’s biscuit in square and oblong figures, and balls flattened. Prick and fire them lightly.

Small Tea-Cakes.†

1023. *Good Tea-Cakes*.—Rub four ounces of butter into eight ounces of flour, and mix with this six ounces of cleaned currants, the same of beat sugar, and three beat eggs. Make this into a paste, and roll it out about a half-inch thick, and stamp out the cakes of any size you please with an inverted wine-glass, ale-glass, or small tumbler, by running a paste-cutter round the glass. Dust the top with sugar, with which, for all these small cakes, a few finely-chopped almonds may be mixed.

1024. *Tunbridge and Shrewsbury Cakes*.—Make them as

* While the House of the Great *Leman* or his representatives flourishes in London, and that of the not less famous *Littlejohn* in Edinburgh, we would say *buy biscuits* and *rusks*, and you will be sure to have the best.—W. W.

† The greatest difficulty we have experienced in correcting the various editions of this immortal work has been in restraining the headlong torrent of our extensive culinary knowledge within reasonable bounds: what to tell, and what to suppress—not when to begin, but where to have done prescribing, has been our stumbling-block. We confess a strong natural leaning to the side of plenty—nay, of abundance—and of good-nature. If the solitary gourmand have his *salmi*, his *rognons*, his “*soupe à la Camerani*,” who would deny to the spinster her cordial waters, and the *petticoat-tails* (No. 1026) that grace her tea-table; or to the schoolboy his mince-pie and “hot-cross bun?” Besides, at our *table d’hôte* every kind of guest expects to find what will suit both his palate, his purse, and his humour. “We always,” says the chief of Modern Reviewers, “fancied the description of Harriet Byron’s wedding-clothes (in Sir Charles Grandison) *de trop*, till we found that two young ladies of our acquaintance had copied out the whole passage for their private entertainment.” We quote from memory, but this is the idea,—and this must be our apology for the superfluous variety of our *puddings*, *cakes*, *liqueurs*, and even *saucers*,—the half of the number here described cannot be used in any single family; yet, for the many families into whose hands our work may fall, it is requisite that they should all be known—P. T. Small tea-cakes, and even shortbread, may be baked in the American Despatch.

above, of any size you please, and strew caraway-comfits over. *For Shrewsbury Cakes.*—Beat half a pound of cold butter to a cream, and mix with it six ounces of sifted sugar, eight ounces of flour, a few caraway-seeds, and some pounded cinnamon, two eggs beat, and a little rose-water. Roll out the paste a quarter of an inch in thickness, adding a little more flour if necessary, and stamp out the cakes of any circular size that is liked.

1025. *Bath Cakes and Buns.*—Rub half a pound of butter into a pound of flour, and add four beat eggs and a small glassful of yeast. Set this before the fire to rise; then add four ounces of sifted sugar, and a few caraway-seeds. Roll the paste into thin sheets, and stamp them out. Bake them on tins. They should rise very light.—*Obs.* This is made into BATH-BUNS by moulding the paste in the shape of buns, and strewing a few sugar-caraways over the tops. These Bath-buns are almost the same preparation as the *Brioche* cakes, so much eaten and talked of in Paris.

1026. *Scotch Petticoat-Tails.*—Mix a half-ounce (or fewer, or none) of caraway-seeds with a pound and three quarters of flour. Make a hole in the middle of the flour, and pour into it twelve ounces of butter melted in a quarter-pint of milk, and three ounces of beat sugar. Knead this, but not too much, or it will not be *short*; divide it in two, and roll it out round, rather thin. Cut out the cake by running a paste-cutter round a dinner-plate, or any large round dish inverted on the paste. Cut a cake from the centre of this one with a small saucer or large tumbler. Keep this inner circle whole, and cut the outer one into eight *petticoat-tails*. Bake on paper laid on tins, serve the round cake in the middle of the plate, and the *petticoat-tails* as *radii* round it. An English traveller in Scotland, and one well acquainted with France, states in his very pleasant book that our Club have fallen into a mistake in the name of these cakes, and that *petticoat-tails* is a corruption of the French *Petites Gatelles*. It may be so: in Scottish culinary terms there are many corruptions, though we rather think the name *Petticoat-tails* has its origin in the shape of the cakes, which is exactly that of the bell-hoop petticoats of our ancient Court ladies.

1027. FLOUR SCONES and *Slim Cakes* are often used in



THIS PAGE IS LOCKED TO FREE MEMBERS

Purchase full membership to immediately unlock this page

Get Smart

Over 2,000 years of
human knowledge in
797,885 volumes

Instant access
\$8.99/month

Continue

*Fair usage policy applies

of butter, the same of sifted sugar and currants. Make this into a paste with two eggs, two spoonfuls of orange-flower-water, a glass of brandy, and one of sweet wine. Mix up quickly, and drop the batter through a biscuit-funnel on floured tins, and bake for five or six minutes.

1033. *Rout-Cakes*.—To the beat yolks of twelve eggs put a half-pound of butter beat to a cream, half a pound of sifted sugar, the fresh grate of a lemon, and twelve ounces of flour dried. Season this with a little orange-flower-water, or a few pounded almonds. When very well mixed, pour the cake into a papered mould. Let it be scarcely an inch thick; bake it, and when cool ice it, and cut it with a sharp knife and ruler into small squares, lozenges, diamonds, etc. Moisten the edges of these morsels with sugar, beat with white of egg, and crisp them before the fire.

1034. *Common Buns*.—Mix two pounds of flour and a half pound of sugar. Make a hole in the middle of the flour, and put in a glassful of thick yeast, and half a pint of warmed milk. Make a thin batter of the surrounding flour and the milk, and set the dish covered before the fire till the leaven begins to ferment. Put to the mass a half-pound of melted butter, and milk enough to make a soft paste of all the flour. Cover this with a dust of flour, and let it once more rise for half an hour. Shape the dough into buns, and lay them apart on buttered tin-plates in rows to rise for a half-hour. Then bake in a quick oven.

1035. *Cross-Buns* are made of the same sort of dough, with the addition of a little more sugar, and a seasoning of cinnamon, allspice, and mace. They must, when moulded, have the figure of the Cross impressed on them with a stamp; and have a few currants.

1036. *Plum-Buns*.—Mix with the dough of cross-buns, cleaned currants, strips of candied orange-peel, blanched almonds chopped, and a seasoning of cinnamon and mace. Mark them round the edge when moulded, and bake as common buns.

1037. *A Scotch Christmas-Bun, from Mrs Fraser's Cookery*.—Take four pounds of flour, keeping out a little to work it up with; make a hole in the middle of the flour, and break in sixteen ounces of butter; pour in a pint of warm water, and three gills of yeast, and work it up into a

smooth dough. If it is not moist enough, put in a little more warm water: then cut off one-third of the dough, and lay it aside for the cover. Take three pounds of stoned raisins, three pounds of cleaned currants, half a pound of blanched almonds cut longways; candied orange and citron peel cut, of each eight ounces; half an ounce of cloves, an ounce of cinnamon, and two ounces of ginger, all beat and sifted. Mix the spices, then spread out the dough; lay the fruit upon it; strew the spices over the fruit, and mix all together. When it is well kneaded, roll out the cover. Cover it neatly, trim it round the sides, prickle it, and bind it with paper to keep it in shape; set it in a pretty quick oven, and, just before you take it out, glaze the top with a beat egg.* Surely too much yeast.

1038. Wafers.

WE have *Wine, Butter, Cream, Brandy, Flemish, Spanish,* and *Almond* wafers. The French have these, and many more, as *Pistachio* and *Vanilla Gauffres*, generally served as *entremêts*. Almond is a sort commonly made. Mix in equal quantities dry flour and sifted sugar. To every six spoonfuls of this which you mean to use, allow three eggs, and four ounces of chopped almonds or pistachios. Beat the mass. Put a very little fresh yeast to it if you have it, and moisten it down to a thickish batter with good cream. Work the ingredients well, and let the whole settle a while. When wanted, rub wafer-irons, or baking tins with fat bacon, or fine wax. A teaspoonful of batter will make one wafer. Drop and let it spread. Bake carefully in a rather warm oven. Detach the wafers from the irons one by one with a knife, rolling each up, while still soft, round a small wooden roller. They should be thin as gossamer. Other kinds are

* These buns, weighing from four to eight, ten, twelve, and sixteen, or more pounds, are still sent from Edinburgh, from the depots of Littlejohn, Mackie, and others, to many parts of the three kingdoms. Every country town, rural village, and neighbourhood in England, Scotland, and Ireland, has its favourite holiday-cake, or currant-loaf, under some such name as "Lady Bountiful's Loaf," "Mrs Notable's cake," "Miss Thrifty's bun," etc., etc. We do not pretend to give receipts for all these—the formula is endless—and they are all good.—The Irish receipt for *Brade Breachd*, No. 1047, is nearly the substance of all of them. That they be well raised and well fired is all that is of any importance. They should be baked in a dome-shaped fluted mould or Turk's cap, but look still more *imposing* at holiday-times, formed like large, *respectable*, old-fashioned household loaves. Leavened dough may be bought for them from the bakers.

made as above, but flavoured with vanilla, orange-flower-water, mace, cinnamon, etc.; and what are called *Brandy scrolls*, with ratarfia, and the spices used for gingerbread-nuts.

Household Bread, etc.

EVERY year produces something new, either in baking or in combining the materials of which bread may be made. Like novelties in other things, not one in a hundred succeeds, and from the time of Cobbett we have little or nothing that is both good and new on this subject. We therefore adhere to our old and tried authority for household-baking.

1039. *Common Wheaten Bread, nearly on Cobbett's Plan.*
 —Put a bushel of flour into a trough. Make a deep hole in the middle of the heap, and take for a bushel of flour a pint of good yeast, and stir it well up with as much milk-warm water. Pour this into the hole made in the flour; then take a spoon, and work it round the edges of this body of moisture, so as to bring into it, by degrees, flour enough to make a thin batter, which must be well stirred for a minute or two. Throw a handful of flour over the surface of this batter, and cover the whole with the folds of a cloth to keep it warm. Set it by the fire, regulating the distance by the state of the weather and season of the year. When the batter has risen enough to make cracks in the flour, form the whole mass into dough thus:—Begin by strewing six ounces of salt over the heap; and then, beginning round the hole containing the batter, work the flour into the batter, pouring in milk-warm soft water or milk as it is wanted. When the whole mass is moistened, knead it well, that the fermented paste may be duly mixed with the whole mass. Mould the loaves; let them rise for twenty minutes, and put them into the oven, which should be previously heated. The loaves will require a length of time to fire proportioned to their size.—N.B. To boil the water in bran is a saving of flour. Stale bread may be refreshed by placing it for an hour in a cool oven. Bread may be raised with many substitutes for yeast. The carbonate of soda is now extensively used in small family bakings for flat cakes, or what in Scotland are called *scones*. The only art is to apportion the alkali and acid, the soda and the buttermilk, or whatever is used, so as to proportion the degree of acidity to the alka-



THIS PAGE IS LOCKED TO FREE MEMBERS

Purchase full membership to immediately unlock this page

SAVE \$3,999,994

Did you know we sell
paperback books too?

To buy our entire catalog
in paperback would cost
over \$4,000,000

Access it all now for
\$8.99/month

*Fair usage policy applies

Continue

1044. *French Bread*.—Many sorts of fine bread baked with milk, eggs, and butter, receive this name. To four pounds of the finest flour put a quart of lukewarm milk, a little salt, a quarter-pound of melted butter, and a half-pint of sweet yeast; whisk the fluids together, and add two or three beat eggs; mix the flour with this, handling it as little as possible; let the dough rise, and mould the bread into rolls, cakes, etc. Bake on tins in a quick oven, and rasp the loaves.

1045. *Sally Lunn Cakes*.—Make them as No. 1044, but dissolve some sugar in the hot milk; and if not to be served immediately, do not over-bake, as they should be re-heated before buttering: a pound of flour makes six cakes. A blade of saffron boiled in the milk enriches the colour of these or any other cakes.*

1046. *Yorkshire Cakes* are made as above, only moulded smaller.

1047. *Irish Brade Breachd*.†—To as much flour as will make two quartern-loaves put a half-pound of melted butter. Make the dough with fresh yeast, and when it has risen, mix in a half-pound of beat sugar, a half-pound of currants, picked, cleaned, and dried; the same quantity of stoned raisins; a few sweet almonds blanched and chopped, and some candied orange-peel sliced. Mould and bake the loaves. They may be of any size, and baker's dough may be used.

1047². *Oatmeal Cakes*.—The proper making of these cakes requires both skill and care. Have for the best kind, finely ground double-sifted oatmeal, such as is only seen to the north of the Spey. Add a little salt; make, one by one, cakes about five inches diameter, with barely enough scalding water to moisten the oaten flour. Knead with hands, but as little as possible, and toast very slowly at a distance from the fire, first on one side and then the other, on a toaster

* *Obs.*—Our admirable master, Carême, gives an account of these cakes, under the designation of *Soli Lemne*. French ears are about as well attuned to English sounds as are those of the New Zealanders. The *Soli Lemne* are prepared by French pastry-cooks under the name *Koques au Beurre* or buttered cakes, a preparation which is served as an *entremêt*. It may, however, be quite possible that the corruption of *Soli lemne* into *Sally Lunn*, is English; though the French *Brit-poudin*, *Plomb-cake*, and *Bif-tik de mouton*, warrants another conclusion.

† This Irish word signifies spotted or freckled. This mottled loaf is the holiday-cake of Munster and Leinster.

of open bars that lets the moisture escape. *Girdle Cakes.*—The meal used for oat-cakes is usually ground finer than that for porridge. Make the cakes, one by one, with hot water and salt enough. Roll out from five to seven inches in diameter, keeping round. Bake on one side on the *girdle*, and the other toast before the fire. Keep dry meal below and above the cake on the baking-board to prevent sticking. Butter, or even dripping is used by good housewives for these cakes; and milk or sweet whey instead of water. Soda also begins to be employed. They keep long, but if above a week, should be re-toasted when wanted, like most other cakes. They look best rolled very thin, but do not eat better, as more water must be used to make the dough hold together. They take no injury by lying over for some hours before being baked.

1048. *Yeast.*—There are many ways of preparing bread-yeast, but no yeast is better than that made of brewer's fresh worts—now made expressly for the use of bakers in most towns. Yeast is, however, made of the flour of pease, rye, potatoes, and wheat, mixed with sugar and water, and afterwards fermented with fresh yeast. Bad yeast may be improved by mixing in it flour and sugar, with a little warm water, or by *bleaching* it; that is, beating up the yeast with water equal in quantity to itself, and the white of an egg to each quart of yeast. In twelve hours pour off the thin. What remains will be an improved yeast. Strain all yeast put to flour, if necessary. If the yeast is bitter, use less of it, but allow the dough double time to *rise*.

1049. *Russian Yeast, the best Substitute that we know.*—Make a thick wort of ground rye or malt, and for a gallon of this take three ounces or more of leaven, and dissolve it in a little of the wort. Mix the whole, and add a half-pound of ground malt; shake the mixture for some time, and in half an hour add two large spoonfuls of good yeast: cover for forty-eight hours, and the whole will be good yeast. Where families bake regularly, a little leaven is kept over from one baking to another, to ferment the fresh yeast.

1051. *Camp-Yeast.*—Make a thin gruel of a gallon of spring water, with flour of rye, wheat, or pease; boil it, stirring it well for twenty minutes. Add to this a half-pound

of raw sugar, and, when as cool as new milk, put a quarter-pint of fresh yeast to this, and let it ferment, covered before the fire, or in a warm place. Pour off the thin part. Keep a few spoonfuls of this bottled to ferment the next quantity wanted. A quarter-pint will do for four quarter-loaves. The uses of soda and acids, and of cocoa-nut and other things, begin to be understood in private country families, and in remote localities, in baking: nor need even the herdsman in the bush longer be kept always on *damper*.



THIS PAGE IS LOCKED TO FREE MEMBERS

Purchase full membership to immediately unlock this page

Get Smart

Over 2,000 years of
human knowledge in
797,885 volumes

Instant access
\$8.99/month

Continue

*Fair usage policy applies

1053. *Noyau*.—To a quart of pure brandy, or aquavitæ, put six ounces of clarified syrup, one ounce of French prunes, with the kernels broken, two ounces of sound peach, nectarine, or apricot kernels bruised; a few grains of celery-seed, and a *flavour* of rind or essence of lemon or Seville orange. Infuse for ten days or more in a warm place, and, adding a half-pint of water, filter.

1054. *Scotch Noyau, a favourite Compound*.—Two quarts of silent proof-spirit, a pint and a half of water, a pound and a half of clarified syrup, six ounces of sweet and four of bitter almonds blanched and chopped. Infuse for a fortnight, shaking the compound occasionally, and filter. Lemon juice or grate may be added, but much of the *nutty* or almond flavour does not harmonize well with acid, or with citron flavours.

1055. *Strong Cinnamon-Cordial*.—Pour sixpence-worth or more of oil of cinnamon on a few knobs of sugar, and rub them well together. Mix this with two quarts of spirits and a pound of hot clarified syrup. Shake well and let this infuse for a few days and then filter for use. Water and more syrup may be added at pleasure to reduce the strength.—*Obs.* This may be made of cinnamon in substance by maceration. Cardamom-seeds may be added. This and other compounds may be coloured with burnt sugar; but, if well strained or filtered, they look better nearly colourless, but very bright.

1056. *Citron-Cordial, a high-flavoured and excellent Compound*.—Take rinds of citrons, six ounces; of orange-peel, four ounces; a nutmeg bruised, and a pint and a half of clarified syrup. Mix with two quarts of spirits for ten days, keeping the vessel in a warm place. Strain as directed, No. 1052.

1057. *Clove-Cordial*.—Take of bruised cloves and cassia-buds, a quarter of an ounce each, and a dozen or more Jamaica peppercorns. Infuse the spices in hot water, and keep the bottle by the fire, close stopped, for two nights. Strain this to three pints of proof-spirit, and add syrup to taste. Filter, and colour with burnt sugar, or a bit of cochineal. Mace or nutmeg, bruised, may be added to Clove-Cordial. It is grateful and fancied tonic.

1058. *Barbadoes Water*.—To two quarts of proof-spirit

add syrup to taste, two ounces of fresh orange-peel, four of lemon-peel, and a few bruised cloves. Infuse for ten days, and filter.

1059. *Crème d'Orange, a delicious Cordial*.—Over a dozen oranges, sliced, pour three quarts of rectified spirit, and a pint of orange-flower-water. Close the vessel carefully, and in ten days add five pounds of clarified syrup, a quart of water, and tincture of saffron enough to colour; close the vessel again, and in a fortnight strain off the liquor through a jelly-bag; when it has settled, pour it from the lees and bottle it.—*Obs.* The lees of liqueurs make an excellent addition to plain puddings or pudding sauces and cakes for which spirits are ordered.

1060. *Crème d'Absinthe, by M. Beauvilliers' Receipt*.—“Take in the proportions of twelve pints (old measure) of French brandy and two of water; a small handful of fresh wormwood, or a large half-ounce of the dried herb, a quarter-ounce of cinnamon, and a drachm of mace. Infuse for some days, and, if convenient, distil the compound. If not, infuse in a warm place for a fortnight, strain the liquor, and add a pound of sugar made into clear syrup, with five pints of water.”—*Obs.* This *liqueur*, or a glass of Madeira or of rum, forms the *coupe-de-milieu* at a *knowing* French dinner, and, by its stimulating bitter, enables the gourmand to renew the flagging contest. *Imitation of the Swiss Kirchwasser*.—Take geans and cherries—morellas are best. Bruise them and pound the kernels. For every twenty pints of fruit when bruised add five pints of water and two of brandy or flavourless whisky. Infuse for a fortnight. Strain off the liquor, and put the sediment in a press, as it contains much of the strength of the fruit and kernels. Pass the liquor through the still twice or thrice till strong enough, or merely filter.

1061. *Common Ratafia*.—Take an ounce of bruised nutmegs, a half-pound of bitter almonds, blanched and chopped, and a grain of ambergris, well rubbed with sugar in a mortar; infuse in two quarts of proof-spirit in a warm place for two weeks, and filter.

1062. *Red Ratafia*.—Six pounds of the black-heart cherry, one of small black cherries or geans, and two of raspberries and strawberries. Bruise the fruit, and when it has stood some time, drain off the juice, and to every pint add four

ounces of the best refined sugar, or of syrup, and a quart of the best brandy. Strain through a jelly-bag, and flavour to taste with a half-ounce of cinnamon and a drachm of cloves, bruised and infused in brandy for a fortnight before, and strained, or with cloves alone, which is more appropriate.

1063. *Cherry Brandy or Whisky*.—Pick morella, or black cherries, from the stalks, and drop them into bottles, till the bottles are three-quarters full; fill up with brandy or flavourless whisky. In three weeks strain off the spirits, and season with cinnamon and clove mixture, as in last receipt, adding syrup to taste. Ratafia should not be sweet. A second weaker decoction may be obtained by pouring more spirits on the fruit. This is good to flavour several pudding-sauces.

1063². *Lemon-Brandy for sweet entremêts*.—Pour over the zest of a dozen lemons, pared as for punch, and put in a wide-necked bottle, a quart of brandy. Cork and macerate for a month, and use as you need it. It will keep long.

1063³. *Maraschino*.—A good imitation of this favourite liqueur is made by stoning and mashing as many ripe morellas as will measure a quart. Have the same measure of the small black or brandy cherry, the Scottish *gean*, and mashed raspberries. Pound the stones of half the morella cherries and of half the geans, with one ounce of peach leaves, and two of black currant leaves. To this compound mash add two quarts of rectified spirit, or better, of genuine brandy, with a drachm of catechu in powder. Infuse for a month, and then distil, by a slow heat, till the liqueur begins to look thick. Or simple filtration will do, though not so well.

1064. *Black-Cherry-Brandy*.—Put to three quarts of brandy four pounds of stoned black cherries;—bruise the stones, and add them to the mixture. Infuse for a month;—filter, and add the same flavouring ingredients and syrup directed above. A second infusion may be made, which will require more seasoning than that first drawn.—*Obs. Perfumes*, though sometimes used, are out of place in compounds of this kind. The blossoms of the sloe, infused for six weeks in spirits, make a sort of *Ratafia*.

1064². *Ratafia of Four Fruits*.—Have equal quantities of



THIS PAGE IS LOCKED TO FREE MEMBERS

Purchase full membership to immediately unlock this page

SAVE \$3,999,994

Did you know we sell
paperback books too?

To buy our entire catalog
in paperback would cost
over \$4,000,000

Access it all now for
\$8.99/month

*Fair usage policy applies

Continue

pleasant, and in quality so similar to *Verder* or milk-punch, Norfolk-punch, etc., that it is unnecessary to give any other receipt for these compounds than the rhyming one sub-joined.

1068. *Glasgow-Punch*.—From *Lockhart's Peter's Letters*.

—“The sugar being melted with a little cold water, the artist squeezed about a dozen lemons through a wooden strainer, and then poured in water enough almost to fill the bowl. In this state the liquor goes by the name of sherbet, and a few of the connoisseurs in his immediate neighbourhood were requested to give their opinion of it—for in the mixing of the sherbet lies, according to the Glasgow creed, at least, one-half of the whole battle. This being approved by an audible smack from the lips of the umpires, the rum was added to the beverage, I suppose, in something about the proportion from one to seven. Last of all, the maker cut a few limes, and running each section rapidly round the rim of his bowl, squeezed in enough of this more delicate acid to flavour the whole composition. In this consists the true *tour-de-maitre* of the punch-maker.” *Glasgow-Punch* should be made of the coldest spring water, newly taken from the spring. The acid ingredients above mentioned will suffice for a very large bowl.—See *Regent's Punch*, No. 1077. *Tea-Punch*, note p. 528.

1069. *Punch à la Romaine*.—Make a good lemon-ice (which see), as for a dessert, or take any left. To one quart of the ice put the whites of three eggs, well beaten, and add rum and brandy till the ice liquefies. The propor-

Clear the sugar in near half a pint of spring water,
 In the neat silver-saucepan you bought for your daughter.
 Then the fourth of a pint you must fully allow
 Of new milk, made as warm as it comes from the cow.
 Put the rinds of the lemons, the milk, and the syrup,
 In a jar with the rum, and give them a stir up—
 A full quart of old rum (French brandy is better,
 But we ne'er in receipts should stick close to the letter);
 And then to your taste you may add some perfume,
 Goa-stone, or whatever you like in its room.
 Let it stand thus ten days, but remember to shake it;
 And the closer you stop it, the richer you make it.
 Then filter through paper, 'twill sparkle and rise,
 Be as soft as your lips, and as bright as your eyes.
 Last, bottle it up, and, believe me, the Vicar
 Of E—— himself never drank better liquor.
 In a word, it excels, by a million of odds,
 The nectar your sister presents to the gods!”

tions of spirits are three parts rum to one of brandy; water to taste. To this put a cup of strong green tea, a little champagne, and syrup if needed.

1069². *Mint-Julep*.—Put a few leaflets of fresh mint into one of the deep tumblers used in the United States for *cordial drams*, and over these and a spoonful of sugar, pour what wine, brandy, or rum you wish: Have another deep tumbler, half-full of pounded ice; pour the spirit or wine over the ice, and briskly pour the whole backwards and forwards until sufficiently mixed: next, if in very hot weather, place the tumbler in a larger glass with ice,—which will act as a freezing apparatus,—and, when frost-work spreads over the glass, drink. For several receipts for these American beverages, which owe half their value to the extreme heat or the cold of the climate, Britain has been indebted to Captain Marryat and an anonymous writer in *Tait's Magazine*. The principle is the same in the composition of all of them, whether *Sherry Cobbler*, *Gin Slings*, or by whatever name familiar; so we shall give but one more variety, from *Tait*. “By my halidom,” says the Rambler in North America, “a Sherry Cobbler is nectar fit for the gods; and the most eloquent description will prove inadequate to convey a just idea of a compound so truly delicious. Some pounded sugar, about two table-spoonfuls, is put into a large tumbler, a liberal supply of ice, pure as crystal, two wine-glasses of fine sherry; lemon-peel, cut very thin, a large slice of pine-apple at the top, and the whole violently shaken up, or poured several times from one tumbler to another, and allowed a minute or so to clear: a long reed is then stuck in the glass, and so you imbibe it.”

1070. *Bishop, Hot or Iced*.—The day before this beverage is wanted, grill on a wire-grill, over a clear, slow fire, three smooth-skinned large Seville oranges. Grill them of a pale brown. [They may also be done in an oven, or under a furnace.] Place them in a small punch-bowl that will about hold them, and pour over them a full half-pint from a bottle of old Bordeaux wine, in which a pound and a quarter of loaf-sugar is dissolved. Cover with a plate. When it is to be served next day (though it may soak for two or three days), cut and squeeze the oranges into a small sieve placed

above a jug, containing the remainder of the bottle of wine, previously made very hot. Add more syrup if it is wanted. Serve hot in large glasses. In summer it may be iced. *Bishop* is often made of Madeira in England, and is flavoured with nutmegs, bruised cloves, and mace. It ought, however, to be made of old, generous Bordeaux wine, or it fails of its purpose as a tonic liqueur. It is reckoned highly stomachic, and is served at French dinners, *savans et recherchés*, as the *coup-d'après*.—See *Absinthe*, Nos. 1060, and 1076.

1071. *Norfolk-Punch*.—Pare thinly thirty-two Seville oranges, and the same number of lemons. Infuse the peel for two days in a wide-necked bottle or jar, with a gallon of brandy (or flavourless whisky) reduced in strength one-sixth. Clarify in a gallon of water four pounds of sugar. When cold, strain the brandy (which will now be a tincture) to this. Add the juice of the oranges and lemons to this,—previously strained and bottled, when the peel is taken off. Cask these liqueurs in a brandy-cask if convenient, or put them in a jar. Stop well. In six weeks they may be gently drawn off and bottled, but may stand for months. A tincture of bruised nutmegs and cloves may be added to this compound. A small quantity of milk was wont to be put to this, but is now often omitted.

1072. *Milk-Punch*.—Rub off on lumps of sugar the zest of a dozen lemons. Pare off what you cannot rub off on the sugar, but take none of the white stuff. Infuse in two quarts of brandy. Strain off in two days, and add of clarified syrup two pounds, and of water two quarts, with a half-pint of hot new milk. Strain through a jelly-bag, and keep in a close-stopped jar, or small cask, till it fine, which will be in six weeks or less.—*Obs.* This beverage is getting into desuetude. It may be made *extempore* by adding a little hot milk sweetened, and brandy to lemonade, and straining through a jelly-bag.

1073. *To Mull Wine*.—Boil the spiceries (cinnamon, nutmeg grated, cloves, and mace) in any quantity approved, in a quarter-pint, or better, of water; put to this a full pint of port, with sugar to taste. Mix it well. Serve hot with thin slips of toast or rusks.—*Obs.* The yolks of eggs were formerly mixed with mulled wine, as in making hot-pint or egg-caudle, and many flavouring ingredients were employed



THIS PAGE IS LOCKED TO FREE MEMBERS

Purchase full membership to immediately unlock this page

Get Smart

Over 2,000 years of
human knowledge in
797,885 volumes

Instant access
\$8.99/month

Continue

*Fair usage policy applies

during the whole process, and then briskly pour it from one vessel into another till it becomes smooth and bright.*

1076. *The German Vermoute, or Wormwood-Wine.*—Infuse two teaspoonfuls of the extract of wormwood in a quart of St George, a celebrated Hungarian wine. Any rough or sub-acid wine will medicinally answer the same purpose.—See Nos. 1060, 1093.

1077. *To make Sack-Posset.*—This is made either of thin cream and grated sweet biscuits, or of beat eggs and milk instead of cream. Boil the cream or milk, sweeten it, and season with cinnamon and grated nutmeg. Warm the wine (Canary, *alias* sack) in a separate vessel, and stir it gradually into the milk; then pour it quickly from one vessel into another till perfectly smooth: this is especially requisite if made with eggs.—See *Wassail-Bowl*, No. 937.

1078. *Ale-Posset.*—Boil a pint of new milk with a slice of toasted bread, sweeten and season a bottle of mild ale in a china basin or dish, and pour the boiling milk over it. When the head rises serve it.

1079. *The Pope's Posset.*—Sweeten and heat a bottle of white wine. Have a half-pound of sweet almonds, with a few bitter, blanched, pounded, and boiled in water, and ready strained. Mix the boiling-hot ingredients, beat them well up together.

1080. *Regent's or George the Fourth's Punch.*—A bottle of champagne, a quarter-pint of brandy, a glassful of *veritable Martinique*, the juice of a lemon and Seville orange: With this mix a pint or more of a strong infusion of the best green tea strained, and capillaire or simple syrup to taste. Calves'-feet jelly is sometimes mixed with this composition. It may be iced, and must be strained.—*Obs.* Other liqueurs may be iced with this compound, and also a flavouring of aromatics first infused and strained.—See No. 1069. †

* This beverage, carried about in a bright copper kettle, is, or *was*, the celebrated New-Year's-Morning *Het Pint* of Edinburgh and Glasgow. In honest, frugal Aberdeen, half-boiled sowens is used on the same festive occasion. In Edinburgh, in her high and palmy state,—her days of “spice and wine,” while she had yet a Court and a Parliament, while France sent her wines, and Spain, Italy, and Turkey, fruits and spices,—a far more refined composition than the above was made by substituting light white wine for ale, and brandy for whisky.—W. W.

† The following receipt for making *Tea-punch*, is taken from the *Journal des Connaissances Usuelles*:—Hyson tea, 8 oz.; black tea, 4 oz.; boiling

1081. *A Cool Tankard*.—Put two glasses of sherry and one of brandy into a jug with a hot toast and sugar. Pour a bottle of fine ale over it; stir with a sprig of balm, and let it settle for a half-hour.

1081². *Devonshire Cool Tankard*.—Sweeten a bottle of cider with lumps of sugar rubbed on the rind of a large lemon. Add the juice of the lemon, a quarter-pint of sherry, and the grate of half a nutmeg. Like all summer beverages, it may be placed in ice; and the flavour “of our ancestors” may be given by stirring in it thyme, balm, or mint.

1082. *Athole-Brose*.—Mix with a cupful of heather-honey two cupfuls of whisky, *alias* mountain-dew, or in this proportion. Brandy and rum are also used, though the combination they form with honey cannot be called *Athole-Brose*. The yolk of an egg is sometimes beat up with the brose, which is much approved by sportsmen and yachtsmen from the south, who take as kindly to the mountain-dew as if it were *Alma Mater's* milk.

1083. *Auld Man's Milk*.—Beat the yolks and whites of six eggs separately. Put to the beat yolks sugar and a quart of new milk, or thin sweet cream. Add to this rum, whisky, or brandy to taste (about a half-pint). Slip in the whipt whites, and give the whole a gentle stir up in the china punch-bowl, in which it should be mixed. It may be flavoured with nutmeg or lemon-zest. This Highland morning-cup is nearly the *egg-nogg* of America.

1084. *Lait Sucré*.—Boil fine sugar in milk, and flavour with lemon. This, cold, is a refreshment fit for children's balls, and is so used in France.

1085. *Eau Sucré*.—Sugar in boiling water. This is a frugal supper-beverage much used by French ladies, and considered soporific. Biscuits are served with it.

1086. *Rum-Shrub*.—This is made in the easy way by adding the juice and an infusion of the rind of Seville oranges to rum, with a little syrup and plain water, or orange-flower-water. Honey, raisin-wine, porter, citric acid,

water, 3 gallons; sugar, 16 lbs.; old brandy (*Eau de Vie*), two and a half gallons; rum, half a gallon; citric acid, and spirit of citron, of each three ounces. The tea is first infused in the water, the citric acid and sugar are then dissolved, and the other ingredients added.

etc., are all employed in compound shrubs.—*Brandy-Shrub* is made in the same manner. It is best to buy these compound liquors rectified and distilled; or as made in the West Indies, where fresh rich fruits abound.

1087. *Currant-Shrub*,—*White or Red*,—is made by putting the juice of the fruit to rum or brandy, in the proportion of a pint of juice, or less, to a quart of spirits, and adding syrup to taste. It must then be strained.

1088. *Widow Barnaby's Brandy-Cherries*.—Fill wide-necked bottles with small black cherries or *geans*, till rather more than half-full. Fill up with brandy; cork the bottles. The cherries will be ready in a month, and keep for a year; and the brandy for ever. Where spirits are ordered for rich pudding-sauces, no plain spirit is superior to the above infusion, which is made a *liqueur* by adding apricot-kernels bruised, cloves, cinnamon, and Seville-orange peel, as in Nos. 1053, 1054.

1089. *Lemonade, and Milk-Lemonade*.—This agreeable beverage used formerly to be fermented,—now the process is more simple. Take any number of lemons, suitable to the quantity of lemonade wanted; pare them as thin as possible; then rub the surface with knobs of refined sugar, to extract all the yellow or zest; put the saturated sugar and half the parings into a basin, and squeeze the lemons over it. Add refined sugar to taste. Hot water, and a little boiling milk (if approved), must be added, in the proportions wished for; three or four quarts to two dozen lemons is a fair quantity, using the whole juice, but only half the rinds. Skim the liquor when well mixed, and run it through a jelly-bag. Bottle it. For *Milk-Lemonade*, sweeten, and acidulate to your taste with fresh lemon-juice equal quantities of milk and water; add what white wine is approved; mix, and strain through a jelly-bag.—*Obs.* Orangeade is made as above.—See No. 1084.

1090. *Portable Lemonade*,—*useful on Voyages or in the Country*.—Take of tartaric acid one half-ounce, refined sugar three ounces, essence of lemon half a drachm. Pound the tartaric acid and sugar very well in a marble mortar, and gradually pour the essence upon the mixture. Mix the whole very well, and paper it up for use in twelve separate parcels; each of which, when mixed with a tumbler of water, will



THIS PAGE IS LOCKED TO FREE MEMBERS

Purchase full membership to immediately unlock this page

SAVE \$3,999,994

Did you know we sell
paperback books too?

To buy our entire catalog
in paperback would cost
over \$4,000,000

Access it all now for
\$8.99/month

*Fair usage policy applies

Continue

British or Home-Made Wines.

“Of wine may be verified the merry induction, that good wine maketh good blood, good blood causeth good humours, good humours cause good thoughts, good thoughts bring forth good works, good works carry a man to heaven; *ergo*, good wine carrieth a man to heaven.”—HOWELL.

THOSE families who make wine in any quantity will find it useful to procure an approved treatise on this branch of domestic economy alone. We shall, however, give receipts for making and ordering the best and most admired sorts of wines in sufficient variety to suit most private families.

1095. *General and Important Observations.*—The fruit ought to be gathered before it is *dead* ripe, and in dry and sunny weather, which will greatly improve the quality and flavour of the wine. All fruit that is either unripe or spoiled should be picked out with care, as one ill-flavoured berry will taint the juice of many good ones. The fruit must be carefully bruised and put into a vat (or on the small scale, a cask with the end out of it) to ferment with the softest water and the sugar. The more carefully the stalks and seeds are excluded, the better will the wine be in flavour and salutary qualities. The less water that is used, the richer will be the wine; and the more the fruit-juice, and the less the sugar employed, the more will the desired vinous taste and flavour predominate. Two or three days are generally enough for the white wines to ferment in the vat. Red wines require a day or two longer. Fermentation may be hastened by agitating the liquid, and raising the temperature of the place in which the vat is placed. When the wine has undergone fermentation, it must be *cleared* by being put into hair-bags, and strained in a wine-press, or be strained through a canvass-bag. [Large sieves are used in the small scale of wine-making.] The casks are then filled till within an inch of the bung-hole, which should be slightly covered over. The casks must be set in a cool place; and now another fermentation comes on, called the *spiritous*, which will throw off the feculence that remains in the *must*, and greatly purify the wine. When this second fermentation has abated, the spirits ordered for the wine should be added, and the cask filled up and bunged. In six weeks at soonest, the cask must be *pegged*, to see if the wine is bright, and if so, must be carefully *racked* off from the lees into another cask. The best

method is this:—Bore a hole about half-way up the cask, and use a small quill to draw off the purest of the wine. Now bore a hole a little lower down, and if what is drawn off be not so bright as that first drawn, *do not mix them*. The lees may be filtered.

The chief qualities of home-made wines (for they never will have the flavour of fresh grape-wines) consist, after all, in colour and brightness; so that it is of very great importance to have them carefully *racked*. When not perfectly translucent on a first racking, the wine must be racked a second and even a third time, and *fined*. Wine should, it is said, be bottled in clear settled weather. The bottles should be new, or at least perfectly clean and dry, and great attention must be paid to the corking.

A variety of things are used for perfuming wines; such as sweet herbs, peach-leaves, sweet bay-leaves, bruised almonds or kernels of fruit, bergamot, cloves, ginger, etc., etc. Brandy will enrich wines: it ought, when added, to be previously mixed with syrup. Flat wines may be enlivened by adding raisins bruised, mixing first a very little spirits with them. The addition of good wine will better answer the same purpose. Home-made wine is apt to ferment overmuch; this may be checked by removing the wine into a cool place, putting a little spirits to check it, and making the bung fast, so as to exclude air. But fermentation is sometimes too slow, and by experience we would recommend, as a certain means of making the fermentation sure, whether of wines or beers, when yeast is employed, to commence the process with a quart of the cooled liquor in a small vessel. This may be gradually increased to two or three quarts, and then put to the whole contents of the vat which you wish to ferment. By this means less yeast will do, and the process will be more certain. This rule is applicable to ginger-beer and to every sort of liquor fermented by yeast. After fermentation is over, be sure the cask is kept quite full and close bunged. The sooner wine is bottled after it is *fined* the more it will sparkle; we do not say it will be the better wine. A good judge will choose a *creaming* rather than an effervescing or sparkling wine.

1096. *Best White Gooseberry Champagne*.—To every four pints of ripe white or amber gooseberries mashed, add a quart and a half of milk-warm water and twelve ounces of

good loaf-sugar bruised and dissolved. Stir the whole well in the tub or vat, and throw a blanket over the vessel, which is proper in making all wines, unless you wish to slacken the process of fermentation. Stir the ingredients occasionally, and in three days strain off the liquor into a cask. Keep the cask full, and when the spiritous fermentation has ceased, add for every gallon of wine a half-pint of brandy or good *silent* whisky, and the same quantity of Sherry or Madeira. Bung up the cask very closely, covering the bung with clay; when it clears, rack it carefully off, and rack it again if not quite bright.

N.B. The fruit here should be rather under-ripe. A very excellent white currant wine may be made by this receipt, or a wine of white gooseberries and white currants mixed. Fruit-wines ferment spontaneously.

1097. *Red Gooseberry Wine*.—Take equal measure of water and bruised fruit, or more of the fruit if it be plentiful. To every gallon of the mixture add four pounds of loaf-sugar, and a quarter-pound of sliced red beetroot. When fermented and casked, add a quart of spirits for three gallons.

1098. *British Rhenish*.—To every gallon of fresh apple-juice, add two pounds of loaf-sugar. Boil and skim this till quite limpid. Strain it. Ferment it, and when the head flattens, rack it off clear, and tun it. Next season rack it off again; add a pint of brandy to every three gallons.—*Obs.* This is a highly-reputed wine, but we have no actual experience of its qualities.

1099. *Red Currant Wine*.—To twenty Scotch pints of water put thirty-six Scotch pints or more of red currants, and one pint of raspberries. When these have fermented, add twenty pounds of good sugar, and after the wine is casked, two pints (if you choose) of brandy. This will make eighteen gallons of wine.

N.B. The Scotch pint is about two quarts. Red tartar in fine powder, and a pound and a half of sliced red beetroot, may be added to the above to deepen the colour. The skins of the black currant boiled, and the liquid strained and used as part of the water, we have found to answer better than beet for deepening the colour of the dark-red home-made wines.

1100. *A cheap Wine of mixed Fruit*.—Take equal mea-



THIS PAGE IS LOCKED TO FREE MEMBERS

Purchase full membership to immediately unlock this page

Get Smart

Over 2,000 years of
human knowledge in
797,885 volumes

Instant access
\$8.99/month

Continue

*Fair usage policy applies

and the juice and yellow rind of four dozen Seville oranges. Ferment for three days, and cask the wine.

N.B.—This wine may be improved to some tastes by substituting honey for one-third of the sugar. It may be enriched by the addition of some of the high-flavoured wines, and perfumed with ginger, bitter almonds, bergamot, citron, peach-leaves, etc., etc. The whole of the orange-rind is by some thought to give too decided a flavour; less may be taken at pleasure, and the rest used for candied chips.

1104. *Orange and Lemon Wine of Raisins*.—Take two pounds of loaf-sugar, one pound of Malaga raisins, and the juice and peel of a Seville orange, to each gallon of water. Add the orange-juice when the wine is nearly done fermenting. *Lemon-Wine* is made in the same manner, using the lemon in rather greater quantity than the orange.

1105. *Parsnip-Wine*.—To every four pounds of parsnips, cleaned and quartered, put a gallon of water. Boil till they are quite soft, and strain the liquor clear off without crushing the parsnips. To every gallon of the liquor put three pounds of loaf-sugar, and a half-ounce of crude tartar. When nearly cold, put fresh yeast to it. Let it ferment four days in a warm room, and then bung it up.

N.B.—Parsnip-wine is said to surpass the other home-made wines as much as East-India Madeira does that of the Cape. So much is said for it, and on good authority, that it certainly deserves a trial. Horseradish-wine is made as above, and is recommended for gouty habits. In Ireland a pleasant *table-beer* is made from *parsnips* brewed with hops. Beet ought to make good wine.

1106. *Ginger-Wine, a light Cordial Wine*.—To ten gallons of water, in which fifteen pounds of loaf-sugar have been dissolved, put the beat whites of six eggs; whisk this well, and boil and skim it; then put to it one pound twelve ounces of the best white ginger scraped and bruised. Boil the whole in a covered copper a half hour, to extract the flavour. When the liquor is nearly cold, put a glassful of fresh yeast into the tub. Let it ferment for three days at least, and on the second add the thin parings of four Seville oranges and six lemons. Cask it, and bottle off in six weeks, or when bright. Whisky in the proportion of one-sixth is often added in the cask. This wine may be *aromatized*, as it is

called, by allspice, a few cloves, some mace, cinnamon, and nutmegs, bruised and infused in brandy: the strained infusion must be put to the wine just before it is bottled.—*Obs.* Ginger-wine, an insipid sort, is often made without being fermented, by merely mixing syrup, water, and whisky with ginger; and in the cheap wholesale way, allspice and cayenne are used with ginger to give flavour and poignancy.—See No. 1109.

Another way, from a Correspondent.—“To seven gallons of water, take one pound and a half of ginger; bruise and boil it two hours, then strain and cool it; pour it over fourteen pounds of moist sugar. Add three gallons of strong grain whisky, the juice and rinds of two dozen lemons, one dozen bitter oranges, and three pounds raisins stoned. Barrel it, and stir it well every day for three weeks, then add one half-ounce isinglass dissolved in boiling water. After this let it stand in a cool place, well corked, in cask for two or three months, then bottle it.” So far our correspondent; and this is certainly a pleasant cordial decoction,—a *Ginger cordial*, but not a *wine*, which should be a fermented liquor.

1107. *Birch-Wine.*—To every gallon of the sap of the birch-tree, boiled, put four pounds of white sugar, and the thin paring of a lemon. Boil and skim this well. When cool, put fresh yeast to it; let it ferment for four or five days, then close it up. Keep the bung very close, and in four months rack it off, and bottle it.

N.B.—The pith must be carefully corked up when it is drawn off from the trees, till it is to be used. Less sugar will answer. This wine is sometimes made with a third part raisins, and flavoured with bitter almonds.

1108. *Malt-Wine.*—This, by courtesy, called *Scottish Malmsey*, is not the worst of the home-made wines. Procure from a strong-beer brewer six gallons of sweet, fresh worts, or from a distiller the same quantity of *pot-ale*. To this add as much water, and for every gallon of liquor add two pounds of sugar, or one of sugar and one of good honey. Ferment this after mixing the sugar well with it, and let it remain in the cask for a month, keeping it full. Meanwhile soak four pounds of the best raisins, and twelve ounces of bitter almonds, both chopped, in a quart of flavourless whisky, which, when the wine is cleared by fermentation, add to it, with an ounce of isinglass melted in wine; mix

well, and, after a month or six weeks, bottle it, drawing it clear by *pegging* as directed in No. 1095.

The best sort of home-made wines are manufactured from foreign fruits, particularly raisins and imported grapes.

Beers and other Household Beverages.

1108². *White Spruce-Beer*.—To five gallons of water put seven pounds of loaf-sugar, and three-fourths of a pound of the essence of spruce. Boil and skim this. Put it into a vessel, and, when cooled to 80°, add fresh yeast (about a half-pint or less). When the beer has fermented for three days, bung the cask, and in a week bottle it off.

N.B.—For *Brown Spruce* use treacle or coarse brown sugar instead of loaf-sugar.

Artificial Lemon-Juice.—Dissolve nine drachms and twelve grains of crystallized citric acid in a pint of water, and flavour it with a drop of essence of lemon dissolved in a teaspoonful of brandy.

Lemon and Kali.—Two parts loaf-sugar, one part dried and powdered citric acid; and powdered bicarbonate of potash, one part and a fourth. A better preparation is,—

Effervescing Concrete Acidulated Alkali.—Mix intimately one part powdered tartaric acid, one of bicarbonate of soda, and two of pounded loaf-sugar. Flavour with essence of lemon, sixty drops to a pound of the mixture. A teaspoonful in a half-pint of water, or less, makes the draught.

Ginger-Beer Powders.—Thirty grains of bicarbonate of soda, in blue paper; twenty-five of tartaric acid in white paper, to which add five grains of powdered white ginger, and a drachm of pounded sugar.

1109. *Ginger-Beer, of a superior kind, for keeping*.—Take four pounds of loaf-sugar, four ounces or more of bruised white ginger, and four gallons of water. Boil for a half-hour, and skim this. Slice two lemons or more into a tub, and put to them one ounce of cream of tartar. Pour the hot liquor over this, and when about 77°, add a half-pint, or rather less, of fresh beer-yeast. Let this work for three or four days. Strain it off clear from the lees into a cask, and add to it, if it is to be kept, a half-pint of brandy. Bottle in a week or ten days, and wire the corks.—*Obs.* With four



THIS PAGE IS LOCKED TO FREE MEMBERS

Purchase full membership to immediately unlock this page

SAVE \$3,999,994

Did you know we sell
paperback books too?

To buy our entire catalog
in paperback would cost
over \$4,000,000

Access it all now for
\$8.99/month

*Fair usage policy applies

Continue

fumigated by a lighted match after they are well brushed, washed, and dried. Wash and drain them again; but better, if for good liquor, *break them*. The lead shot used for cleaning bottles should be carefully removed before they are filled. Bottle-wax is sold ready prepared, or is easily made thus:—

1112. *Bottle-Wax*.—A pound of rosin, a pound of bees-wax, and a half-pound of tallow. Mix with this red or yellow ochre, soot, or Spanish whiting, whichever colour you want. Melt it carefully, stirring all the while. If likely to boil over, stir with a candle-end, which will allay the ebullition.

1113. *To prevent Liquors from having a Corked Taste*.—Dip the corks in a varnish made of equal quantities of purified wax and suet melted together, and repeat the dipping till the end of the cork is covered with the mixture.

N.B.—We are not sure of this prescription. It will prevent a corked taste; but, by contracting the fibres of the cork, will it as effectually exclude the external air?

TABLE OF THE AVERAGE TIME REQUIRED FOR BOILING, ROASTING, AND FRYING DIFFERENT QUANTITIES OF MEAT, FISH, AND VEGETABLES.

- Boiling, Mean Time.*

A Salted Round, of twenty to twenty-five pounds, four to five hours.
 Edge-bone, of ten to fourteen pounds, three hours.
 Brisket, of ten pounds, three hours.
 Ham, of twelve to sixteen pounds, simmer slowly four hours, or boil two, and toast before the fire.
 Tongues, two hours if fresh; if salt and dry, from three to four hours' slow boiling.
 Leg of Mutton, of nine pounds, simmer for three hours.
 Neck of Mutton, from five to seven pounds, two and a half hours.
 Shoulder, of seven pounds, two and a half hours' simmering.

* By boiling, we mean simmering slowly; keeping the meat, when brought to boil, at the boiling-point, without violent ebullition. Fish, potatoes, artichokes, carrots, and other things, must be *probed* to try if they be done.

N.B.—The time specified for butcher's meat is rather *under* than *over*, which is the safest side to err on; for fish rather *over*, which is the safe side too. An experienced cook knows at a glance when things are ready; when the eyes of fish start, and the fins loosen; when jets of steam from roasts draw to the fire, when vegetables sink in the boiling water, and so on. A young cook must study the clock, and probe.

Leg of Lamb, five pounds, simmer one hour and twenty-five minutes.
 Neck of Lamb, three pounds and a half, one hour and a quarter.
 Leg of corned Pork, of six to eight pounds, two and a half hours.
 Hand or Spring of Pork, five to six pounds, two hours.
 Piece of Bacon, from three to four pounds, one hour and a half.
 Neck of Veal, five pounds, two hours.
 Breast of Veal, seven pounds, simmer two hours and a half.
 Knuckle, from five to seven pounds, two hours and a half.
 Calf's Head, simmer three hours.
 Pig's Cheek, two hours, or more.
 Pig's Feet, three hours.
 Tripe, to simmer from six to eight hours, or more.
 Small Hen Turkey, from one hour to one and a half.
 Fowls, if large, from one hour to one and a half. Much longer if old.
 Rabbits, from one hour to one hour and twenty minutes.
 Small Chickens, from twenty minutes to a half hour.—Partridges, a half hour.—Pigeons, twenty minutes.—Pheasants, from an hour to an hour and a quarter, according to the size and age.
 Young Greens and Cabbage, quick boiling, twenty-five minutes.
 Artichokes, thirty-five minutes, when *probe*.
 Green Pease, from fifteen to twenty minutes.
 Turnips and Carrots, from fifteen to fifty, or more minutes, according to age and size, when *probe*.
 French Beans, thirty minutes, when *probe*.
 Brocoli and Cauliflower, from twelve to fifteen minutes.
 Asparagus, from twenty-five to thirty minutes.
 Beetroots, two hours and a half, or more. When baked, two hours.
 Parsnips, thirty-five minutes, when *probe*.
 Spinage, from ten to fifteen minutes.
 Jerusalem Artichokes, peeled, from twenty-five to thirty minutes.
 A Turbot, of ten to fourteen pounds, put in cold water, a full half hour's simmering, after it fairly boils.
 Cod's Head and Shoulders, if large, an hour from the time it is put on a good fire, with cold water and salt.
 A Salmon, or thick Jole, nearly an hour from the time it is put on with cold water and salt.
 Slices of Salmon, or Cod, *crimped*, put in boiling water, from twelve to fifteen minutes.—Eels and small Flat Fish are soon boiled.—Haddock, Whittings, Soles, etc., according to size. Soles, middle size, put on with boiling water, from six to ten minutes; their texture does not require long cooking.
 Herrings and Mackerel, from seven to ten minutes.
 Lobsters and Crabs, about twenty minutes, if of average size.
 Skate, from twelve to twenty minutes' simmering, according to thickness.

Roasting, Mean Time.

A Sirloin, from fifteen to eighteen pounds, four hours.
 Ribs, same weight, four hours.
 Collared Ribs, about three and a half hours.
 Haunch of Venison, from three to four hours.
 Haunch, if in paper and paste, from four to five hours.

Leg of Mutton, of eight to ten pounds, two hours and a half.
 Shoulder, of eight pounds, two hours.
 Fillet of Veal, of ten pounds, stuffed, three hours.
 Brisket of Veal, of eight pounds, two hours.
 Loin, of eight to nine pounds, two hours.
 Leg of Lamb, of six pounds, one and a half hour.
 Loin, of three to four pounds, one hour and a quarter.
 Leg of Pork, of eight pounds, two hours and three quarters.
 Loin of Pork, of six pounds, two hours.
 Goose, if large, from one hour to one and a half.
 Green Goose, fifty minutes to an hour.
 Ducks, if large, fifty minutes.
 Hare, an hour and quarter to an hour and half.
 Turkey, from two and a half to three and a half hours, according to size.
 Leveret, fifty minutes. Rabbits, large, one hour.
 Wild Duck, thirty-five minutes.
 Partridges, large, thirty-five minutes.
 Pigeons, from twenty to twenty-five minutes.
 Chickens, from twenty to fifty minutes, according to the size.
 Black Cock, from an hour to an hour and quarter.
 Pig from an hour and quarter to two hours, according to the size.
 Large Fowl, sixty-five minutes.
 Ox-Heart, stuffed, if large, two hours and a half.
 Calf's Heart, one hour. Grouse, thirty-five minutes.

N.B.—In frosty weather, a few minutes more is to be allowed, and much will always depend on the size of the fire, and the way in which it is kept up; and we reckon upon every thing being held back from the scorching heat of the fire when first put down. It must also be kept in mind that we refer to ordinary kitchen-fires, not to the raging furnaces of Club-houses and large hotels, where the processes are considerably shorter.

Frying.

Soles, from seven to ten minutes, according to size.
 Slices of Cod, Salmon, Turbot, or any large thick fish, twelve minutes.
 Fillets of, rolled up circularly, ten to fifteen minutes.
 Herrings, Whittings, and small Haddocks, from eight to twelve minutes.
 Whittings and small Flounders, six to eight minutes.
 Skate, in slices, ten to twelve minutes. Eels, twelve minutes.
 Tripe, in batter, four minutes.
 Perch and Smelts, if small, five minutes.
 Oysters, for garnishing, three minutes.
 Pancakes, from one to three minutes.
 Fritters, in batter, the fruit previously stewed or roasted, four or five minutes.
 Fritters of fresh sliced apples, in batter, eight minutes.
 Rissoles and Croquets, of dressed mincemeat, five minutes.
 Potatoes, cold, in slices, three minutes.
 Eggs, three minutes.

N.B.—The above time is rather in excess, as the safe side.



THIS PAGE IS LOCKED TO FREE MEMBERS

Purchase full membership to immediately unlock this page

Get Smart

Over 2,000 years of
human knowledge in
797,885 volumes

Instant access
\$8.99/month

Continue

*Fair usage policy applies

lettuce: vegetables now begin to get cheap. Cresses from the end of this month till November. *Fruits*—Green gooseberries and rhubarb for tarts. Smelts and whittings plentiful, mackerel is got, and mullet.

MAY.

The same in meat as the preceding months, and about Whitsuntide buck-venison comes in season. *Fish*—Turbot, lobster, trout, salmon, eels, and plenty of the smaller white fish in favourable weather; oysters go out of season till August, and cod is not liked from about Lady-day till Midsummer, or later. *Vegetables* of all kinds as before, with forced pease and early potatoes. Sea-kale, asparagus, saladings, and carrots, are now obtained of natural growth.

JUNE.

Meat of all kinds, and it generally begins to get cheaper. *Fish*—Salmon, turbot, skate, halibut, crabs, prawns, lobsters, soles, eels, all in high season, and getting cheaper. *Vegetables* in great plenty and variety, and cheaper; cauliflower, asparagus plentiful, and about the cheapest towards the end of the month. *Fruits* in fine seasons are strawberries, early cherries, melons, and forced peaches and apricots; also apples for tarts. About the beginning of the month the West India fleets used to arrive with turtle. Now it comes frequently by steam.

JULY.

Meat of all kinds.—Lamb and veal cheap. Poultry of all kinds as before, and also plovers and wheat-ears. Leverets, turkey-poults, and ducklings, now begin to be worth eating, and cheaper. Wild ducks are often got about this time. *Fish* is now good of all kinds, save oysters; and the rarer sorts, as turbot and salmon, are about the cheapest; therefore cod is not sought after, though this is the high season of the cod and also of the herring fishery on our coasts. *Vegetables* of all kinds good and plentiful, as cauliflowers, pease, and French and Windsor beans. *Fruits*—All the small fruits at their best, also early grapes and plums, apricots, melons, cherries, and pine-apples.

AUGUST AND SEPTEMBER.

Meat of all kinds, and cheaper. Mountain-mutton now excellent. Grass-lamb growing coarse. Veal getting scarcer. Poultry as before; with moor-game of all kinds after the 12th of August, and partridges and hares from the beginning of September. Geese and ducks now full grown and good. *Fish*—Cod is good,—turbot goes rather out, as does salmon. Fresh-water fish now plentiful, as pike, carp, perch, and trout. Herrings, which are in season from July till March, are still excellent. *Fruits* of all kinds plentiful, as peaches plums, nectarines, hot-house grapes, melons, filberts, pears, apples: retarded small fruits still seen; also quinces, morella cherries, and damsons. Mushrooms, wild ones, most plentiful in this month and next, also cucumbers.

OCTOBER.

Meat as before, and doe-venison. Pasture-fed beef and mutton are probably at the best in this month. Poultry and game in all varieties,

but young fowls get dearer. Pheasants now got, and generally wood-pigeons, snipes, and wild-ducks, begin to appear. *Fish*—Cod, haddocks, brill, tench, and all sorts of shell-fish. Oysters, which come in at London in August, and at Edinburgh in September, are now excellent. *Vegetables*—Beans, brocoli, and cabbage of all kinds; beet, onions, leeks, turnips, carrots, lettuce, cresses, chardons, endive, celery, skirrets, cucumbers (scarce), spinage, and dried herbs; asparagus gets rare. *Fruits*—All sorts of apples and pears, nuts, walnuts, chestnuts, grapes, and retarded gooseberries.

NOVEMBER AND DECEMBER.

Meat.—Beef and mutton prime. House-lamb and veal. Sucking-pig. Buck-venison goes out. *Fish*—All good about this time. Salmon dear. *Poultry* gets very dear in large towns about this season, but it is to be got of all kinds; also woodcocks and snipes, mallards and sea-fowl; game generally cheaper now.

It is, however, quite impossible rigidly to fix the seasons of provisions, and much less their price. Meat, generally speaking, is cheapest in the latter end of autumn, and dearest in spring. Beef is found prime all the year round, but small natural pasture-fed beef is at the best in October; so is hill-mutton: both fall away in the winter, and get lean in spring. Veal is good from Christmas till after Midsummer, and is at the cheapest from the end of May until August. House-lamb is less liable to variation than other meat; in fact, it is seldom cheap, and always very dear till after Christmas. Grass-lamb is one of the few things that is at its best when dearest. In August and September it becomes cheaper but coarser. Pork, as it varies much in quality, also varies in price, from local situation. It is generally dear in London. Poultry is found cheapest in great towns in the end of summer; and, in remote places, about Christmas, or before spring;—or wont to be, for now railways and steamers have annihilated space and nearly equalized prices. The same mighty agents have hastened and prolonged the seasons of many table luxuries. Edinburgh, for example, now gets green pease from London so early as May, and returns the gift in September; so that both cities may have a four months' season. Wild-fowl and sea-birds, like fish, depend in price on the supply. Eggs get dearest before Christmas, and are cheapest before Easter. Vegetables, except perhaps young pease and early small salad-herbs, are always best when cheapest, that is, in June, July, and August. They are often cheap in spring, when the gardeners clear their grounds to receive fresh crops. Eschalots and carrots to store, and beans, cabbage, and cucumbers to pickle, will be best bought in August and September; onions, potatoes, carrots, and turnips in October. Beef and mutton may be cured for winter-store, or for hams, with most advantage about the beginning of November, both from quality and price. Hams, tongues, and sausages are in season all the year round, and are absolutely necessary when veal and poultry form the principal fare. Fruits ought to be preserved when their several kinds are at the best and cheapest, as plums and melons about August; Seville oranges in February or March.

GLOSSARY

OF THE

MORE UNUSUAL CULINARY TERMS, FRENCH
AND ENGLISH.

Instead of elaborate definitions, we shall, in most instances, merely refer to the page at which the dish or process signified is fully explained.

Aspic, see page 356.

Assiettes Volantes, small dishes handed round.

Atelets, silver ornamental skewers.

Bain Marie, p. 163.

Barding, covering with thin lard birds or meat to be dressed.

Blanc, a rich stock in which tripe, etc., is stewed, p. 386.

Blanch, to, to soak meat or vegetables in hot water, also to scald almonds, or give firmness or whiteness, by a short rapid boil.

Blanquettes, small minced dishes, see p. 366.

Boudin, any French pudding, but used in this work only to signify puddings of meat or fish, p. 365.

Bouilli, boiled meat of any kind, but generally said of boiled beef.

Bouillon, broth of meat; and boiled liquor, of many kinds.

Bouillon, Court, a French preparation for boiling fish, p. 379.

Braise, to, see p. 311.

Braises, dishes braised or cooked in a braise, p. 311.

Brisket, the breast of beef, veal, or lamb.

Broth, a term frequently used for *stock*.

Browning—see Nos. 255, 369,—used to give soups, sauces, and gravies a fine colour.

Buisson, a cluster, or *bush* of small pastry, piled up on the dish.

Cannelons, small collars or rolls of minced meat, or of rice or pastry with fruit; so named from resembling cinnamon.

Casseroles, an edging, border, wall, or encasement of rice, paste, or mashed potatoes, in which meats are said to be served *en Casseroles*, or saucepan shape: also a saucepan.

Chops, slices of meat, usually cut from the ribs or neck of mutton, pork, or lamb, and generally with a bit of bone.

Civet, a dark thickish stew, generally of hare or venison, p. 359.

Clarify, to, to refine, to purify by boiling, skimming, straining, or filtering, pp. 115, 129, 469.

Collar, to, to bone, season, and roll up meat or fish before dressing.

Crimp, to, said of fish cut into filets or slices, as cod, salmon, skate, or turbot, when very fresh, and boiled rapidly, till crisp and curdy.

Croquettes, p. 331.



THIS PAGE IS LOCKED TO FREE MEMBERS

Purchase full membership to immediately unlock this page

SAVE \$3,999,994

Did you know we sell
paperback books too?

To buy our entire catalog
in paperback would cost
over \$4,000,000

Access it all now for
\$8.99/month

*Fair usage policy applies

Continue

Herbs, Savoury, or Fine, are parsley, mushrooms, chives, rocambole, tarragon, etc.

Herbs, Sweet, are lemon-thyme, mint, basil, bay-leaf, etc.

Hors d'œuvres, p. 377.

Hotch-potch, any thin stew, or stew soup, of meat cut in pieces, and dressed with fresh vegetables; also the name of a celebrated Scottish National dish.

Kitchen-Fee, dripping, probably called *kitchen-fee* in Scotland, from being formerly the perquisite of the cook.

Lardito, to enrich meats, poultry, etc., by introducing strips of lard into them with a needle made for that purpose; also said of introducing parsley, etc., in the same manner.

Lardons, strips of lard.

Liaison, a thickening, generally of beat eggs, sometimes of cream and eggs, intended to *tie* or connect the component parts of a dish. Soups and sauces with a *liaison* should be kept hot, in a pot of water, or *bain marie*, lest the fire curdle them.

Maigre:—Preparations of all kinds, if made without butcher's meat, poultry, or game, and cooked merely with butter, where lard or dripping might at other times be proper, are called *maigre*, in opposition to *gras*.

Maigre Dishes, dishes used by Roman-catholics on the days when their Church forbids flesh-meats; comprehending all fish and vegetable pies and soups, puddings, fruit-pies, egg-dishes, omelets, fritters, macaroni, all preparations of fish, cheese-dishes fish-sausages, and all creams, jellies, and confectionary, also dressed vegetables, pickles, and preserved cakes and biscuits.

Marinades, compound liquors of various kinds, generally made of wine or vinegar, with herbs and spices, in which fish or meats are soaked before they are dressed, to improve their flavour or quality, and in which they are sometimes boiled.

Marinade, to, to steep in a marinade, as No. 22, and Obs. No. 112.

Panada, a batter for mixing with forcemeats, anciently employed for basting, p. 92, note.

Pass, to, French *passer*, to give things a half or third part cooking *hastily*, in the stewpan, fryingpan, or *sauté-pan*.

Poele, to, to cook meat in a particular kind of rich stock, p. 386.

Probe, to, to pierce to the heart or inside of butter, cheese, hams, etc., with a *probe*, to try their qualities by sight or smell;—also, to try if potatoes, turnips, gourds, etc., are enough boiled.

Purée, a, a pulpy mash of onions, celery, turnips, mushrooms, pease, or chestnuts, thinner than a mash, but thicker than a sauce, over which, in French Cookery, meats are often served.

Reduce, to, to boil a sauce or soup rapidly down to a jelly, or till it become rich and thick, or a glaze.

Refresh, to, to steep or soak meats, but particularly vegetables, in plenty of pure water, changing it, or letting it flow off; as spinage, when boiled, is often held in a colander, under the water-cock, to *refresh* it before being finished.

Roux, thickening, white and brown, p. 234.

Salads, cold dressed dishes of many things, but in modern England still generally said of vegetable messes only, pp. 224-228.

Sandwiches, a class of relishing convenient preparations, named from the noble inventor, p. 335.

Sauter, to give a light fry, or, *Scotticé*, a leap; literal translation.

Sauté-pan, a thin bottomed fryingpan for quick frying.

Scallops, or *Scollops*, small dishes of various kinds, so called from being served either in real scallop-shells, or little shapes resembling them, also things cut in this shape, Nos. 178, 668.

Sippets, little bits of bread cut in various shapes, either soaked in stock, toasted or fried, to serve with meats as garnishing or borders, p. 342.

Skink, Scottish, a thin broth; also the leg or shin of beef from which stock is generally made, and also to pour a liquid from one vessel into another backwards and forwards, briskly.

Stock, broths of various qualities prepared beforehand of different materials, as the basis of soups and sauces, and often called gravy.

Sweat, to, to expose meat in a stewpot, cut or whole, to a slow steady heat, to extract its juices with little or no water.

Tendons (sometimes *tendrons*), the French term for the gristly parts of the breast of veal or lamb, p. 363.

Test, to, to cook a little of any farce or other thing, in order to prove its quality.

Tourte, the corrupt French name for a fruit-tart, or other pie.

Vanner, to, the French term for working a sauce smooth, by rapidly lifting it high in large spoonfuls, and letting it fall as rapidly for a length of time.

Vol-au-vent, en, an elegant French mode of serving meats, particularly things dressed anew, as cold turbot, chickens, rabbits, p. 342,—also a mode of elegantly serving second-course dishes.

N.B.—*The measure referred to in this volume is the Imperial measure—the weight the lb. avoirdupois.*

CHAPTER II.

MISCELLANEOUS RECEIPTS, PREPARATIONS FOR THE SICK AND CONVALESCENT, AND CHEAP DISHES.

Good broth with good keeping do much now and then;
 Good diet with wisdom best comforteth men;
 In health to be strong shall profit thee best;
 In sickness hate trouble, seek quiet and rest.

THOMAS TUSSEY'S *good Huswifely Phisick.*

1114. *Rice-Milk*.—Wash the rice, and pick out the black parts. If milk be plentiful, it may be boiled in milk; if not, boil in water to plump and soften it, and when the water is wasted put in the milk; take care that the rice in

thickening does not stick to the saucepan. To avoid this, saucepans and all pans in which preserves, rice, and all such things, should be set on a trivet, and custards and egg-sauces in a vessel set in another to steam. Season with sugar and a bit of cinnamon boiled in the milk. Currants and grated nutmeg are sometimes used with rice-milk; and the milk is made first thin, and then thickened to a caudle with beat egg and flour.—*Obs.* Where boiled rice and milk is frequently used as an article of diet, as in some nurseries and boarding-schools, the addition of a very little roughly-shred beef or mutton suet boiled with it, will not only render it more nutritious, but more wholesome. A bit of lemon or orange peel will give zest.

1114². *Bread-Pudding for Young Children or Convalescents.*—*Dr Anthony Todd Thomson's Receipt.*—Over a half-pound of grated stale bread pour a pint of boiling milk. Cover the basin, and let it soak for an hour. Add to it, when cold, two eggs beat up. Mix and boil for a half-hour in the basin tied into a cloth. Eat with only salt or with sugar; and flavour with sherry, if wine is allowed. The doctor could have no objection to a bit of lemon-rind, cinnamon, or a little nutmeg.

1114³. *Dr A. T. Thomson's Sowens or Flummery* for convalescents. To any quantity of oatmeal you like to infuse, put double the weight of warm water; stir well, and let the mixture infuse for four or five days in a warm temperature. Add more water, stir up and strain. Let the liquid stand till the starch falls down in a white sediment; pour off the water, and, mixing as much of the starch or sediment as is wanted with water to thin it, boil, stirring briskly for a quarter of an hour, till a jelly more or less tenacious is formed. Sowens are eaten with milk, butter, or cream, and for convalescents, either with wine or milk, as prescribed.

“Buttered sowens wi’ fragrant lunt” was the Hallow-Eve supper of rural Scotland. Thin or *raw* sowens are or were drunk in Aberdeen, and the northern towns of Scotland, on New Year’s Day morning, for some reason that we do not pretend to understand. *Sowens*, as a supper-dish, wont to be presented at the noblest tables in the north, and also in Ireland and Wales, under the name of *flummery*. There is no preparation of oatmeal more wholesome or palatable, and



THIS PAGE IS LOCKED TO FREE MEMBERS

Purchase full membership to immediately unlock this page

Get Smart

Over 2,000 years of
human knowledge in
797,885 volumes

Instant access
\$8.99/month

Continue

*Fair usage policy applies

This cooling preparation was patronized by Sir John Sinclair. It may be made like *hatted kit*, of mixed butter-milk and sweet milk.—Indeed, there is a learned controversy on the genuine preparation, and another as to whether the honour of its invention really belongs to Corstorphine near Edinburgh, or to the burgh of Rutherglen in the neighbourhood of the western metropolis.

1120. *Sour-Milk Crowdie*.—Pour fresh good butter-milk upon finely-ground oatmeal till as thin as pancake-batter. Stir the mixture.

1121. *Sago for the delicate, —also a Supper-Dish*.—Soak the berries, changing the water. Simmer with a bit of lemon-peel till the berries look transparent. When nearly done, add aromatic spices (*i. e.*, nutmeg, mace, and cloves) to taste, with wine and sugar to taste. Give the whole a boil up before dishing it.—*Obs.* Sago and patent cocoa, pounded in equal quantities, and a spoonful boiled in milk, with sugar to taste, make a nutritious breakfast.

1122. *Arrowroot Jelly*.—This may be prepared with either water, milk, or white wine and water, according to the purpose for which it is wanted, and sweetened and seasoned to taste. Rub two heaped teaspoonfuls of the flour well with a little cold water, as in making starch, and pour over it a pint of the boiling liquid to be used. Stir it the whole time it is on the fire. Five minutes will dress it.—*Obs.* This jelly, made in a shape and turned out, makes a light and pretty supper-dish, garnished with bits of red-currant jelly, or may serve for luncheon to young persons and children. Potato-flour is done in the same way, but it must be boiled longer to be good or safe. Arrowroot need not be boiled, and often is not, though it is best so cooked.

1123. *A simple Indian Curry for a Convalescent*.—Take a clove of garlic and a small onion; bruise them in a mortar, with three teaspoonfuls of the powder described in next receipt, and a teaspoonful of salt. Slice another onion, and fry it in a stewpan with a good piece of butter. Let it fry till the onion is brown. Pick out the shreds of onion, and put the mixed ingredients into the pan with a teaspoonful of good butter-milk, or soured cream; add to this a young fowl skinned, and carved into joints; and simmer till it is ready, stirring the whole quickly.

1124. *A Simple Curry-Powder.*—One teaspoonful of powdered white ginger, two of coriander-seeds. Half a one of turmeric, a quarter one of cayenne; acid to be added at pleasure to the curry when nearly ready.—See No. 758.

1125. *Vegetable Marrow or Gourds.*—Parboil the fruit. Take it up; and, when cool enough to handle, cut out a longitudinal piece reaching to the heart of it; and, draining out the moisture from the fruit, replace the piece cut out, and fasten it with thread. Boil in water with salt, till on probing it is found that the marrow is thoroughly done. It may be either served whole or divided, on a toast, with melted butter poured over; or mashed with cream and butter; or treated as at Nos. 203 and 204.

1126. *Meat Cubbubed or Kebobbed,*—a good dinner for an Invalid.—Cut veal, beef, or mutton, lean but juicy, into small bits. Beat them slightly; run them on wire skewers, and fasten these to the small whirling wire-jack. Baste well with the dropt gravy, using a little butter at first; dust with salt when ready, add pepper or curry-powder at discretion. Serve either with grilled toasts or boiled dry rice.

N.B.—A chicken or rabbit may be skinned, quartered, and done as above. What is called *cubbubed curry* is made as any other curry, but half of the meat is pork, fresh or pickled, with more garlic and turmeric than are usually employed in our cookery. Fresh pork in any form of fry or curry is not relished in this country, and is seldom seen, save, perhaps, of necessity, on board of ship. If for a *landward* dinner, we would recommend a large allowance of acid with pork curry. It seems an absurdity to *curry* the flesh of an animal the Hindoos abhor.

1127. *Gloucester Jelly for Invalids.*—This is made of equal parts of rice, sago, pearl-barley, hartshorn-shavings, and eringo-root; four ounces of the ingredients to nearly two quarts of water. Simmer slowly for an hour, and strain it. The jelly may be dissolved at pleasure in milk, wine, soup, etc., and is reckoned nourishing and light.—*Obs.* This is sometimes called *Dr Jebb's Restorative Jelly*. It makes a good breakfast for invalids, when warmed in milk and sweetened.

1128. *Dr Hunter's Dinner for a delicate Person.*—“Cut a piece of veal into slices, beat, and put these into an earthen-

ware can with plenty of sliced turnip. Cover the vessel, and let it stand up to the brim in boiling water. Add salt and pepper, and serve when done. This simple dish, says the learned Doctor, contains all the juices of the veal, with the addition of saccharine matter afforded by the turnip. The Romans were acquainted with this mode of cookery; it was what they meant by *per duplex vas coquere*." Beef may also be dressed thus:—Soups of sheep's head or trotters, or calf's feet boiled slowly to a weak jelly, are excellent invalid dishes in many cases. They should be served with grilled toasts (No. 81), which are often acceptable to a stomach too delicate to bear other food.

1129. *Barley-Water*.—Wash common or pearl barley, and take in the proportion of an ounce to a quart of water. Give it a boil for a few minutes in a very little water, and pour off this, and take fresh water, which will make the barley-water lighter and of a better colour. Boil it down one half. Lemon-peel and sugar may be added, or a compound draught made, by adding to every pint of the decoction an ounce of stoned raisins, a quarter-ounce of sliced liquorice-root, and three or four figs. With lemon-juice it is less cloying, and more grateful to the sick. Currant-jelly answers very well mixed in barley-water.

1130. *Panada*.—Slice the crumb of a loaf very thin, and soak or boil it gently in water; when soft, beat it well, and add sugar, and, if admissible, wine or a little rum. A little butter may be added.—*Obs.* Panada may be made of chicken-broth instead of water, and seasoned with a little mace, or a bit of lemon-peel, and is excellent for invalids.

1131. *White Caudle*.—Mix two large spoonfuls of finely-ground oatmeal in water, two hours previous to using it; strain it from the grits and boil it. Sweeten, and add wine and seasonings to taste. Nutmeg or a little lemon-juice answer best for seasoning.

1131². *Brown Caudle, the Scotch Ale-berry*, is made as above, using mild sweet small beer instead of water.—*Obs.* Caudle may be made of rice-flour or wheat-flour, with milk and water, boiling long and sweetening it to taste.

1132. *Beef-Tea*.—Cut a pound of lean, fresh, juicy beef, into thin bits, and pour a quart, or better, of hot water over it; infuse this for a half-hour by the fire, and then let it



THIS PAGE IS LOCKED TO FREE MEMBERS

Purchase full membership to immediately unlock this page

SAVE \$3,999,994

Did you know we sell
paperback books too?

To buy our entire catalog
in paperback would cost
over \$4,000,000

Access it all now for
\$8.99/month

*Fair usage policy applies

Continue

the meat from the sides, and carefully turn it out, placing a dish over the mould to receive it. Lightly demi-glaze it, and ornament the dish with a border of aspic-jelly, cut in diamonds, buttons, etc., interspersed with hard-boiled eggs,—hens', but plovers' if you have them.

Another.—Of the remains of this dish you may make a handsome little dish, by dressing circular slices of it, *en miroton*, round a centre of trimmed endive, or very white cos lettuce.—See No. 455.

1133². *Pork Pies, Puddings, and Italian Cheese.*—The genuine English Pork Pie, which is sent in welcome presents from farm-houses to friends in towns on the great day when a pig is killed, is always baked in a raised crust, round, oval, or heart-shaped, and from eight to fourteen inches or more in length. Pork pies for home consumption are quite as good baked in a dish and merely covered. They are made of the odds and ends of the meat when roasts are cut, and the trimmings of the pieces salted. Beat the meat well. Cut it into bits the size of a nut. Season highly with salt, white pepper, and cayenne. Press in the meat, either in layers of alternate fat and lean, or of these mixed. Make it very compact and solid, by pressure. Bake in a *soaking* heat; no water is given. A finer pork pie, to our taste, is made of half veal; and one finer still, has the dish or raised crust first lined with sausage meat, No. 542, and the centre filled with the seasoned bits as above.—A pork pudding, called *Italian Cheese*, is made as No. 875, with sausage-meat lining the crust in the basin. It may be eaten hot or cold. A cold Pork Pie of sausage-meat, and a cold veal or chicken pie, make an admirable *Pic-nic* supply.

Of Coffee.

1134. *Coffee by the Imperial Percolator.*—*P.S. Touchwood's Method.*—Pour some boiling water into the percolator, and let it remain till the metal of the pot is thoroughly heated. Put the coffee-powder into the proper receptacle, between the perforated bottoms of the upper and under cylinders. Pour out the hot water from the pot, and put into the upper cylinder of the percolator as much boiling water as will completely saturate the coffee-powder; a small teacupful will be sufficient. In about two minutes, fill the

cylinder with boiling water; place the percolator by the fire, or over a hot-water dish, and, when the coffee has filtered through, pour in again as much water as will make the quantity required.

N.B.—This process may appear tedious in detail, but nothing is more simple and easy in daily practice. In about five minutes coffee may be made for four or five persons. When the filtered coffee is poured into a small vessel, brought to the boiling point, and again returned to the cylinder, and filtered a second time, it is exactly the coffee of the Society of Gourmands,—No. 1135.

1134². OUR LATEST EXPERIMENTS.—Since the *Seventh* edition of this MANUAL was published, the art of coffee-making has been carried nearly to perfection in this country, by the application of steam to the coffee-powder, previous to making the infusion. This is done in a simple and easy way, by means of the STEAM FILTER,—a discovery for which the coffee-drinking world is indebted to a Member of the ST RONAN'S CLUB. The Steam Filter is adapted to every existing form of coffee-pot. The cook or amateur proceeds thus: TO MAKE COFFEE WITH THE STEAM FILTER.—The powder, according to the degree of strength desired, is placed in the filter (formed of iron-wire or silver-wire), and shaken level. It is then, for two or three minutes, according to the quantity, placed in the mouth of the tin steamer, that the steam may pass freely through the powder. The filter is then placed in the mouth of the coffee-pot or percolator (previously heated), and the boiling water poured over in the ordinary way. It will now be found that the steam has dislodged the air from the coffee-powder, and that the water will pass through the stratum of coffee-powder so quickly, that it may be imagined the virtue is not extracted from the material. The result, however, proves that the infusion is perfectly clear, comparatively strong, and highly aromatic, though not so deep in colour as coffee prepared by a slower process of filtration. It is ascertained that deep-coloured coffee is strong to the eye only, while that of a paler tint possesses all the grateful and aromatic qualities of the berry, without the disagreeable astringent bitter connected with the colouring matter of the coffee, and which attends too great torrefaction and slow filtration. The powder may be heated or roasted in a stewpan.

1135. *Coffee by the Receipt of the Authors of the Code des Gourmands*, adopted by the members of the *Caveau Moderne*, and communicated to the *St Ronan's Club*.—It is given in their own words:—"Après avoir nous-mêmes expérimenté en cent façons, nous avons fini par nous arrêter à la manière suivante, qui nous donnons *pour officielle* :

"On brûle séparément, et soi-même, une partie de café Martinique vert, une café Bourbon, une Moka. [La bonté de la liqueur dépend spécialement du degré de torrefaction; la moindre négligence à cet égard altère le parfum du café. Brûle à point, le grain doit être *alezan clair*. Il vaut mieux brûler moins que plus; l'inconvénient subsiste dans les deux cas, mais dans le premier il est moins désastreux.] On opère ensuite le mélange, et on réduit le tout en poudre, pas trop fine. Puis on opéra d'après le système de la cafetière DUBELLOU, qui consiste à verser l'eau bouillante sur le café placé dans un vase à doubles fonds, percés de très-petits trous. L'eau s'écoule chargée de toute la partie essentielle. On la met alors sur le feu jusqu'à ébullition, on la repasse de nouveau dans l'appareil, et l'on obtient un café aussi clair, aussi bon qu'il se puisse faire." It is added, "Celui qui a le gosier pavé et peut avaler toute bouillante cette délicieuse boisson ne doit plus envier l'idéale ambrosie."*

* The French, if not the most skilful coffee-brewers in the world, which perhaps they are, celebrated as the coffee of Germany is, are at least its most devoted swallows. Their Voltaire and their Napoleon were the greatest reputed coffee-bibbers of modern times. This beverage was called the hippocrene of Voltaire. One of the most agreeable passages of De Lille is devoted to its praise,—at once a recipe and a eulogy. He has done for it what Cowper has done for tea in England.

"Il est une liqueur au poète bien chère,
 Qui manquait à *Virgile*, et qu'adorait Voltaire;
 C'est toi, divin *Café*, dont l'aimable liqueur,
 Sans altérer la tête, épanouit le cœur :
 Ainsi, quand mon palais est émoussé par l'âge,
 Avec plaisir encore je goûte ton breuvage.
 Que j'aime à préparer ton nectar précieux !
 Nul n'usurpe chez moi ce soin délicieux ;
 Sur le réchaud brûlant, moi seul, tournant ta graine,
 A l'or de ta couleur fais succéder l'ébène ;
 Moi seul, contre la noix qu'arment ses dents de fer
 Je fais, en le broyant, crier ton fruit amer.
 Charmé de ton parfum, c'est moi seul qui, dans l'onde,
 Infuse à mon foyer ta poussière féconde ;
 Qui, tour-à-tour, calmant, excitant tes bouillons,
 Suis d'un œil attentif, tes légers tourbillons.
 Enfin, de ta liqueur, lentement reposée,
 Dans le vase fumant la lie est déposée :



THIS PAGE IS LOCKED TO FREE MEMBERS

Purchase full membership to immediately unlock this page

Get Smart

Over 2,000 years of
human knowledge in
797,885 volumes

Instant access
\$8.99/month

Continue

*Fair usage policy applies

reasonably be expected to be astir, the Essence is valuable ; but if coffee is prepared over-night, let it be of triple strength, and be reduced by water or milk. There is a tin vessel now in use fitted with a strainer and funnel, by which a very fair *essence* is obtained ; or rather a very strong tincture by filtration ; which will keep for a week or more, and with the addition of boiling water or milk is quickly ready. Though not equal to fresh coffee, we have, in the country or on a journey, found a bottle of it very useful. Some modern amateurs in coffee like the cream (rich and thick) a little sourish, and beat up with the sugar in the cup to keep it from curdling, before the hot coffee is poured in. To those whom habit has brought to relish the peculiar flavour of the Essence, it will give somewhat of that taste. A *soupeçon* of chicory is an improvement to coffee. It is its excess that gives rise to complaints. We have tried the home manufacture once and again, but, after all, find no coffee equal to that prepared systematically, in large quantities, by those great dealers who have a *coffee reputation* to maintain.—*Obs.* By attending to the above simple receipt, if the coffee-powder is good, no isinglass, whites of eggs, etc., will be required to clear it. The bad quality of English coffee had become a sort of national reproach, but we are improving. Its capital defect is a want of material, or that material having lain too long in powder ; for the berry improves with age. It is a good method to serve coffee like tea, permitting the drinkers to help themselves to hot cream or milk, and sugar. Good cream is essential to good *English coffee*.

1139. *Café à la Crème*.—Make very strong, clear coffee. Add boiled cream to it, and beat them together, if not very hot. It is always proper to boil the milk or cream for coffee before adding it.

1140. *Coffee-Milk*.—Make coffee according to the strength you want it ; add boiled new milk. This is the French *Café au lait*, the favourite breakfast beverage of France.

1141. *Café Noir*.—The after-dinner small cup of France ; and now often served in English drawing-rooms, after dinner, and followed by a small glass of some delicious liqueur,—which a worthy lady in one of Mrs Trollope's novels takes solely for love of "the flavour,"—is made as strong as

possible to be clear, and served with sugar, but *noir*, and consequently without cream. *Essence* of coffee is convenient for making *extempore café noir*, or any kind; but, besides being expensive, it can never be compared with fresh well-made coffee. A teaspoonful is put into the cup, and boiling water poured on, with hot milk or cream.

1142. *Chocolate, to Make.*—Complaints of the deterioration of chocolate are now universal. Buy from a respectable shop, and do not ask for it *cheap*. Boil equal quantities of good new milk and water. Scrape down the cake-chocolate according to the strength and quantity wanted, and take the milk and water off the fire. Throw in the chocolate and sugar, and mill it constantly and rapidly off and on the fire. Serve with the froth on it, and completely blended with the milk. It is now, even in this country, sometimes flavoured with vanilla.—*Obs.* Chocolate is sometimes made as *gruel* for delicate persons. Where much is used, it is thought an economical plan to make a pint of very strong chocolate, and to boil up a couple or three or four spoonfuls of this in milk, water, and sugar, as it is wanted, milling it well. It is ever best fresh-made if possible.

Spanish Chocolate, excellent.—“Mix with six pounds of the pounded nut, three of sugar, one and a half of Indian-corn-meal, or half the quantity of arrowroot, half a pound of cinnamon, six cloves, a drachm of capsicum, a little *rouou-nut* to improve the colour, and seven pods of vanilla.” The Spaniards sometimes perfume this composition with *ambergris* or musk. This receipt may be modified to suit English tastes, and this is as much a preparation for convalescents or for luncheon, as for breakfast. Make the chocolate as No. 1142, with sugar and milk.

1143. *Waters, for Cooling Draughts, of preserved or fresh Fruits—Lemon-water, and Orange-juice-water.*—Pour boiling water on the preserved or on sliced fresh fruit, or squeeze out the juice, boil it up in a little thin syrup, and put water to it as it is wanted. *Apple-water*, often called *Tea*, is made as above.—A teapot or covered jug should be used when those drinks are made by infusion. *Cucumber and Melon Waters.*—The water in which cucumber is cooked may have any odd bits and parings of the cucumber put to it, and be boiled up, strained and sweetened for a cooling draught—

water flavoured with melon the same—all these may be iced if agreeable. *Grape Thinnings*.—Besides making pies, and puddings, the thinnings of unripe hot-house clusters make a grateful cooling draught for the sick; or an addition to thin gruels.

1144. *To Stew Prunes*.—Put them in a nice small saucepan with very little water, and stew till soft, but not to a mash. The stones may be broken, and a few of the kernels put to the stew.

1145. *Gruels of Fruit*.—Boil in thin gruel, currants, black or red, or cranberries, in their juice, with sugar and nutmeg to taste, or use the jam of those fruits for gruel.

1146. *Oatmeal-Gruel, in the best Manner, as made in Scotland*.—Take finely-ground oatmeal, of the best quality. Infuse as much as you wish in cold water for an hour or two—a night if you like. Stir it up, let it settle, and pour it from the grits (or strain it), and boil slowly for a long time, stirring it up. Add a very little salt and enough sugar, with any addition of wine, rum, fruit, jelly, honey, butter, etc., etc., that you choose. This gruel will be quite smooth; and when cold will form a jelly. With a toast, it makes an excellent luncheon or supper for an invalid. It may be thinned at pleasure, with boiling water.

1147. *Sweet Orange or Lemon Juice*.—When you make candied chips, preserve the strained juice, by boiling it with an equal weight of fine sugar. It is a great addition to gruel or barley-water, and will be very useful for gargles in fevers and cases of sore throat, etc.

1148. *Toast and Water*.—An hour or two before it is wanted, toast thin slices of bread carefully. Pour cold water over the bread, and cover the jug:—or use boiled water, which many prefer, allowing it time to cool. Lemon-juice is a grateful addition, or with boiling water, slices of an acid apple.

1149. *Artificial Ass's Milk*.—Take eringo-root, sea-holly, and pearl-barley, each half an ounce; liquorice-root, three ounces; water, one quart; boil the mixture over a slow fire, till the full half is evaporated. Strain, and when cool, add an equal quantity of fresh cow's milk.

Another.—Dissolve half an ounce of gelatine in barley-water. Sweeten, and pour to this a pint of new milk. Whip up.



THIS PAGE IS LOCKED TO FREE MEMBERS

Purchase full membership to immediately unlock this page

SAVE \$3,999,994

Did you know we sell
paperback books too?

To buy our entire catalog
in paperback would cost
over \$4,000,000

Access it all now for
\$8.99/month

*Fair usage policy applies

Continue

out. The hot vegetables are also applied in substance in the folds of a cloth; but this is more of the nature of a poultice than a fomentation.

1153. *The proper Medium of Temperature of Baths, etc.*—The tepid from 86° to 97° the HOT BATH from 97° to 108°, the VAPOUR BATH from 100° to 180°; SICK ROOMS 60°.

1153². *Freezing Mixtures where Ice cannot be got.*—Take of sal-ammoniac five parts, of nitre five, and water sixteen. *Another*: Sal-ammoniac five parts, nitre five, glauber salts eight, water sixteen. Place the vessel containing the water, bottle of wine, or cream, butter, whatever is to be cooled, in another containing the freezing mixture, which should be covered with thick flannel or straw matting.

1154. *Substitute for a Water-filter.*—Lay a thick bed of pounded charcoal at the bottom of a large common earthen flower-pot, over this lay a bed of fine sand about four inches thick. Make all compact, and suspend the pot over a receiving vessel. A bit of quicklime thrown into a water-puncheon will be useful in purifying water. Water, if muddy, may be strained through a common sieve, in which a cloth and sponge, or layer of fine sand or charcoal is placed.

Preparations for the Toilet, etc.

1155. *Pot Pourri.*—Put into a large china jar, used for this purpose, damask and other single roses, buds, and blown flowers, as many as you can collect; add to every peck of these a large handful of jasmine-blossoms, one of dame violets, one of orange-flowers; orris-root sliced, an ounce; benjamin and storax, each an ounce (many dislike these); two or three handfuls of clove-gillyflowers, red pinks and plenty lavender flowers, cloves, nutmegs, rosemary-flowers, allspice, knotted marjoram, lemon-thyme, rind of lemon, balm of Gilead dry, and a few laurel-leaves. Chop these together, and mix them well with bay-salt. Cover the jar; stir occasionally. The various ingredients may be collected in succession as they flower. To the above are added wood-roof, jonquil-flowers, citron, and many other things.

1156. *Eau de Cologne.*—Take the essence of Bergamot, lemon-peel, lavender, and orange-flowers, of each an ounce, essence of cinnamon half an ounce, spirit of rosemary, and of

the spiritous water of Melisse, of each fifteen ounces, strong alcohol seven pints and a half. Mix the whole together, and let the mixture stand for the space of a fortnight; after which introduce it into a glass retort, the body of which is immersed in boiling water, contained in a vessel placed over a lamp, while the beak is introduced into a large glass retort well luted. By keeping the water to the boiling point, the mixture in the retort will distil over into the receiver, which should be covered over with wet cloths. In this manner will be obtained pure Eau de Cologne at one-fourth the selling price.

N.B.—The above receipt is given on the authority of Dr Granville, who, at Cologne, took some pains to learn the component parts of this favourite accompaniment of an elegant toilet. Only 38,000 bottles of the water are made at Cologne in the year; so that probably two-thirds of the commodity sold as such, is made of materials, and by a process far inferior to the above.

1157. *A cheap Perfume.*—Dip fine cotton wool, such as jewellers use, in olive-oil, and spread it in thin layers over jasmine-flowers, and rose-leaves, in a jar or glass vessel. In a week squeeze out the perfumed oil into a vial for use, and keep the scented wool to perfume clothes-presses, etc.—*Obs.* One of the most effectual *perfumes* is fresh-burnt charcoal, as it destroys bad odours, while more elegant preparations merely conceal the smell.

1158. *Thieves' Vinegar.*—Take an ounce of the tops of wormwood; rosemary, sage, mint, and rue, of each half an ounce; flowers of lavender two ounces; aromatic gum, cinnamon, cloves, nutmegs, and fresh garlic, two drachms of each; half an ounce of camphor, and eight pounds of red vinegar; beat the ingredients well, put them into a proper stone jar, and pour the vinegar upon them; the garlic ought to be sliced. After stopping the jar, put it in the sun or in a hot place, such as a sand-bath, for three or four weeks; wring out the ingredients, and filter through filtering-paper; the camphor must be previously dissolved in a little spirits of wine. This vinegar, like all perfumed liquids, ought to be kept closely corked.

1159. *Rose-Vinegar for Salads, or for the Toilet.*—Put a quarter of a pound of rose-leaves to four pints of good

vinegar, and some roots of the Florence lily. Infuse till a fine tincture is obtained, and strain off the infusion. Or use prepared cochineal to colour.

1160. *Lavender-Vinegar—French.*—To every pint of the best champagne vinegar put half an ounce of fresh lavender-flowers, and the thin rind of a lemon. Infuse for twenty-four hours in a stone jar, then take the jar and set it over hot embers to digest for ten or twelve hours. Filter and bottle the vinegar, dipping the corks in wax.

1161. *Honey-water for the Hair.*—Mix three drachms of tincture of ambergris, and one of tincture of musk, with a little spirit of wine. Afterwards add a pint of spirit of wine, or strong spirits, and shake all well and often.

1162. *Cold Cream for the Skin.*—Take two ounces of oil of sweet almonds, a drachm of white wax, and one of spermaceti. Melt them in an earthen pipkin, and stir in a mortar till quite smooth and cold. Add orange-flower or rose-water till the mixture is as thin as double cream. Keep in a gallipot covered with leather.

1163. *Lip-Salve.*—Put four ounces of the best olive-oil into a bottle, with a half-ounce of picked alkanet-root; stop the bottle, and set it in the sun till the oil is coloured; strain it into an earthen pipkin in which an ounce of white wax and one of clarified mutton-suet are placed; melt this by the fire, and perfume with a drop of oil of rhodium, or bergamot, or lavender; pour it off the sediment into very small gallipots.

1164. *Paste for Chopped Hands.*—Make a paste of fresh lard, honey, yolks of eggs, and a little of the fine dust of oatmeal or of bean-flour: it may be perfumed with a drop of essence of lemon.

CHEAP DISHES AND COOKERY FOR THE POOR.

We are convinced that the art of preparing cheap dishes is much better understood by the intelligent poor than by those who assume the task of instructing them. It is not, therefore, for the direct use of the poorer classes, but for the information of those who, from charitable motives, are anxious to devote part of the abundance with which Providence has blessed them to their humble brethren, that this section is added to the Cook's Manual.



THIS PAGE IS LOCKED TO FREE MEMBERS

Purchase full membership to immediately unlock this page

Get Smart

Over 2,000 years of
human knowledge in
797,885 volumes

Instant access
\$8.99/month

Continue

*Fair usage policy applies

will be found one of the most effectual means for the suppression of dram-shops; for there can be no doubt that there are in large towns thousands on thousands of poor persons, market-women, barrow-women, and dealers in all sorts of small wares, who, were a pint of hot coffee or of warm soup and a small loaf as easily come by at the corner of every street, as a glass of gin, would, at least in the beginning of their career, prefer the former.

It is not easy to hear the stern denunciations of *gin*, and of the profligacy of the lower classes, proceeding from one of those well-fed, well-clad moralists, who never indulge in anything save “*sound* old port,” or “the best of malt liquor,” without calling to mind one of the pictures of him whose sagacity in detecting the manifold weaknesses of the human heart, and penetrating to its most hidden springs, was only excelled by his indulgence in judging of its wanderings and weaknesses. The Antiquary is expressing his hope to the fish-woman, that the distilleries, then stopt, may never work again. “Ay, ay,” said Maggie, “it’s easy for your honour, and the like o’ you gentle folks to say sae, that ha’e stouth and routh, and fire and fending, and meat and claith, and sit dry and canny by the fireside; but an ye wanted fire, and meat, and dry claise, and were deeing o’ cauld, and had a sair heart, whilk is warst ava, wi’ just tippence in your pouch, wadna ye be glad to buy a dram wi’t, to be eilding, and claise, and a supper, and heart’s-ease into the bargain, till the morn’s morning?”—“It’s even too true an apology, Maggie,” said Monk-barns.

Besides the receipts for CHEAP DISHES subjoined, there are many scattered through this work, as stew-soup of *bullock’s heart*; *sheep’s-head broth* in a plain way; *rice and milk with suet*; *plain Scotch fish and sauce*; *Scotch haggis*; *pan-kail*; *pease-soup* or *potato-soup* in which dripping is substituted for butter; *ox-tail* and *ox-head soup* and *ragout*; *baked herrings*; *kidney collops*; *white, blood, and liver puddings*; *mussel* or other cheap shell-fish *soups*; *calecannon* enriched with dripping, or the same thing, *Scotch Rumble-de-thumps*; *Scotch kail-brose*, and many other things.

In treating of cookery for the poor, however briefly, it would be wrong to pass over the potato-flour, of which so much has lately been said and written. Of its uses and excellence in its own place, we have no doubts whatever, though we cannot just yet believe that in potato-flour a universal panacea is discovered for human misery. But it is now prepared for sale in considerable quantities, and if it be as really cheap, nutritious, and agreeable, as is alleged, there is no doubt of its success. To the mode of cooking potato-flour, as promulgated by its most zealous patrons and *proneurs*, we, however, decidedly object. *Their pudding* is in fact *raw* potato-glue; if boiling water is merely poured over the flour. This might do for genuine arrowroot, or for oatmeal, or Glasgow brosemeal, but not for crude potato-mucilage. We give the subjoined *formula* as an improvement:—*Mix the flour* as in making starch; pour boiling water over it, and boil it for at least from five to eight minutes, stirring constantly. If boiled in milk, or milk and water, with a little sugar, it will make a

very agreeable mess either for breakfast or a light supper—where suppers are taken.*

CHEAP DISHES.

SOME of the subjoined receipts were published during a period of scarcity. They are applicable at every time, as the preparations, besides being frugal, are savoury and healthful. The first nine are attributed to a lady whose pen has been usually devoted to sacred subjects, but who has not disdained to employ her talents in improving the manners and increasing the domestic comforts of the humblest of her brethren—MRS HANNAH MORE. The rest are original.

1165. *Cheap Milk-Rice*.—A quart of skim milk, a quarter of a pound of rice, with sugar, and a little Jamaica pepper will make a cheap and a dainty dish. Swell the rice first with water.

1166. *Rice-Pudding*.—Two quarts of skim milk, a half-pound of rice, and two ounces of brown sugar.

N.B.—A little shred suet, salt, and a very little ginger, will make this excellent.—*Ed.*

1167. *Mrs White's Cheap Stew*.—"I remember," said Mrs White, "a cheap dish, so nice that it makes my mouth water. I peel some raw potatoes, slice them thin, put the slices into a deep fryingpan or pot, with a little water, an onion, and a bit of pepper. Then I get a bone or two of a breast of mutton, or a little strip of salt pork, and put it into it. Cover it down close, keep in the steam, and let it stew for an hour."

1168. *Herring and Potatoes*.—Take two or three pickled herrings, wash and put them into a stone-jar, fill it up with peeled potatoes and a little water, and let it bake in the oven till it is done. [This dish is made in Scotland in a close-covered pot by boiling. Place the herrings uppermost.—*Ed.*]

1178. *Stew-Soup*.—Two pounds of beef, four onions, ten turnips, half a pound of rice, a large handful of parsley, thyme, and savory; some pepper and salt; eight quarts of water. Cut the beef in slices, and after it has boiled some time, cut it still smaller. The whole should boil gently about two hours on a slow fire. If fuel be scarce, it may be stewed all night in an oven, and warmed up next day. You may add oatmeal or potatoes. Gray pease will be a great addition. [Too much turnip.—*Ed.*]

1170.—*Another*. Take half a pound of beef, mutton, or pork, cut it into small pieces; half a pint of pease, four sliced turnips, six potatoes cut very small, two onions or leeks; put to them seven pints of water. Let the whole boil gently over a very slow fire two hours and a half. Then thicken it with a quarter of a pound of oatmeal. After the thickening is put in, boil it a quarter of an hour, stirring it all the time; then season it with salt and pepper. [Too much oatmeal.—*Ed.*]

1171. *Stew-Soup of Salt Meat*.—Take two pounds of salt beef or pork, cut it into very small bits, and put it into a pot with six quarts

* These observations were made in an earlier edition, when the public were bored with potato-flour. The failure of the root has put a stop to this.

of water, letting it boil on a slow fire for three-quarters of an hour; then put a few carrots, parsnips, or turnips, all cut small; or a few potatoes sliced; a cabbage, and a couple of carrots. Thicken the whole with oatmeal. Season with salt and pepper.—See *Bullock's-heart Stew*, No 405.

1172. *Cheap Soups*.—The following soup Mrs Sparks sold every Saturday in small quantities. A pint of the soup, with a bit of the meat warmed up on a Sunday, made a dinner for a grown person:—

An ox-cheek, two pecks of potatoes, a quarter of a peck of onions, one ounce of pepper, half a pound of salt, boiled all together in ninety pints of water till reduced to sixty; any garden-stuff may be thrown in.

Friendly Hints by the same writer [HANNAH MORE].—*The difference between eating bread new and stale is one loaf in five.*

If you turn your meat into broth, it will go much farther than if you roast or bake it.

If you have a garden, make the most of it. A bit of leek, or onion, makes all dishes savoury, at small expense.

If the money spent on fresh butter were spent on meat, poor families would be much better fed than they are.

If the money spent on tea were spent on home-brewed beer, the wife would be better fed, the husband better pleased, and both would be healthier.

Keep a little Scotch barley, rice, dry pease, and oatmeal in the house. They are all cheap, and do not spoil. Keep also pepper and ginger.

1173. *Mrs White's Breakfasts*.—"Neighbours," said Mrs White, "a halfpenny-worth of oatmeal, or groats, with a leek or onion out of your own garden, which costs nothing, a bit of salt, and a little coarse bread, will breakfast your whole family. It is a great mistake at any time to think a bit of meat is so ruinous, and a great load of bread so cheap. A poor man gets seven or eight shillings a-week; if he is careful, he brings it home. I dare not say how much of this goes for tea in the afternoon, now sugar and butter are so dear, because I should have you all upon me; but I will say that too much of this little goes even for bread, from a mistaken notion that it is the hardest fare. This at all times, but particularly if bread is dear, is bad management. Dry pease, to be sure, have been very dear lately; but now they are plenty enough. I am certain then, that if a shilling or two of the seven or eight was laid out for a bit of coarse beef, a sheep's head, or any such thing, it would be well bestowed. I would throw a couple of pounds of this into the pot, with two or three handfuls of gray pease, an onion, and a little pepper. Then I would throw in cabbage or turnip, and carrot, or any garden-stuff that was most plenty; let it stew two or three hours, and it will make a dish fit for his Majesty. The workingmen should have the meat; the children do not want it; the soup will be thick and substantial, and requires no bread." [Mrs Hannah More does not say that "a poor man" in seven or eight shillings gets by a great deal too little; but her receipt for a soup-breakfast may be useful to those who get twice the sum of weekly wages.]

1174. *Another Cheap Soup*.—Two pounds of shin of beef, or ox-



THIS PAGE IS LOCKED TO FREE MEMBERS

Purchase full membership to immediately unlock this page

SAVE \$3,999,994

Did you know we sell
paperback books too?

To buy our entire catalog
in paperback would cost
over \$4,000,000

Access it all now for
\$8.99/month

*Fair usage policy applies

Continue

pudding, or any such dish may be cooked, and a loaf may be baked. The lid may also be laid over embers, in the grate, and the pot inverted over it forms an oven.

Still this is not cheap cookery; and though several interesting experiments have been made, especially in cooking by gas, we cannot perceive that, since the era of Count Rumford, any great advance, as regards the poor, has been made in economizing fuel and labour; though culinary processes are certainly rendered more easy to the servants of the wealthy. How great a benefactor of his species would that man be, who should enable the poor to obtain, at a cheap rate, a regulated degree of warmth in their dwellings, and to combine with this the advantages of the best processes of cookery.

Economical Maxims of ancient Tusser, the first English writer on Domestic Economy, and author of "The Points of Good Husbandry and Housewifery."

“Save wing for a thresher when gander doth die;
Save feathers of all things the softer to lie;
Much spice is a thief, so is candle and fire;
Sweet sauce is as crafty as ever was friar.
Save droppings and skimmings whatever ye do,
For medicine, for cattle, for cart, and for shoe.”

From the maxims of this worthy, it would appear that the jolly English yeoman of the sixteenth century fared fully as well as the gentleman-farmer of the nineteenth—so far as substantial things go—and his servants a great deal better. For the yeoman and his household's Lenten diet, Tusser recommends red herrings and salt fish. At Easter, veal and bacon; and at Martinmas, when dainties were no longer to be had, contentment with salted beef. At midsummer, when mackerel went out, there was fresh beef and *salads*; at Michaelmas, fresh herrings and old crones (ewes); at All Saints, pork and pease, sprats, and sparlings; and at Christmas, in Old England! Merry England! all good cheer and play; with good drink, a rousing fire in the farmer's hall, brawn, puddings and souse, and mustard withal; beef, mutton, pork, and minced pies of the best; pig, veal, capon, goose, “turkey, and the chine;” cheese, apples, nuts,—and, to crown all, “jolly carols and stout ale.”—Peace be with thy memory, Thomas Tusser!

From the same genial and judicious person we learn, that in those Catholic times it was customary, and of ancient prescription, that twice a-week the farmer should give his servants *roast meat*, namely, on Thursday and Saturday evening. He, at the same time, restricts the Yeoman and Franklin's family-dinner to three dishes, “which, being well dressed, will be sufficient to please your friend and grace your hall.” Servants are ordered to bed at ten in summer and nine in winter, and to rise at four in summer and five in dark mornings. There are to be fritters and pancakes for dinner on Shrove-Tuesday; and on WAKE-DAY, the vigil of the saint to whom the parish church is dedicated, “when every wanton may dance at her will,” the oven is to be filled with flaunes. The seedcake is to grace the end of seed-time, and the harvest-home goose never to be neglected.—Why did not Cobbett give us a new edition of ancient Tusser?

CHAPTER III.

OF SALTING MEAT, TONGUES, HAMS, MAKING
CHEESE, FATTENING POULTRY, PRESERVING
BUTTER, EGGS, ETC.

MEAT should either be salted before the animal heat has left it, or be allowed to hang for a few days in cool weather, to become tender. It should be wiped free of moisture, blood, etc., and have the kernels and pipes taken out; wash if necessary. As a general rule, which is too little attended to, meat should first be rubbed with about the half, or less, of the salt ordered; and, after lying a day or two, to disgorge, have the remaining half rubbed in. This *twice salting*, from getting rid of blood and slime, and the effectual rubbing and mixing it causes, will be found an excellent method, and is good not only for meat, but for butter and fish. Bay-salt is imagined to give meat a better flavour than any other salt. It is thought sweeter than manufactured salt, from being dried by the gradual action of the sun. There are various modes of purifying salt for preserving meat, butter, and fish, but they are too complicated and troublesome for domestic use. The Dutch, the first discoverers of preserving fish by salting, and who are celebrated for the mild, mellow flavour of their butter and fish, often refine the salt by boiling it up with whey; and this method is quite practicable in any dairy. Heating and pounding the salt facilitates the salting of meat. Sugar is an admirable ingredient in curing meat and fish. Without making them too salt, it preserves and keeps them mellow. Some recommend that the meat should be first rubbed with sugar for some days, and then salted. Molasses is also used. Saltpetre dries up meat so much, that it is daily less and less employed. Much less of it will colour meat, or sausage-meat, than is imagined: or sanderswood boiled in the pickle, will give the red colour. Crude sal ammoniac is an article of which a little goes far in preserving meat, without making it too salt. All troughs and

tubs in which meat is cured ought to be kept closely covered with lids, with several folds of blanket, or something of the kind. Meat, till it be taken out to hang up, should be kept covered with fresh pickle, *not bitter* brine, and rubbed, basted, and turned in the troughs once a-day;—the double or folded parts ought to be looked at, and rubbed; and if any mouldiness gather on the meat in any stage of curing, it must be carefully taken off. If the brine become rank with blood and slime, it must be boiled up, skimmed, and, when cold, poured over the hams; or, now that salt is cheap, a fresh pickle should be made. Bruised juniper-berries, coriander-seeds, sweet herbs pounded or not, and all sorts of peppers and aromatic spices, may be used for pickling hams, tongues, rumps, and sausage-meat; also garlic; but this must all be left to the discretion of the cook.

1182. *To Cure Hams.*—Choose the short thick legs of clean-fed hogs. Those which are just old enough to have the flesh of firm texture, and which have roamed at large in a forest or pasture-land, or been fattened about a dairy-farm, are far the best. To each large ham allow half-a-pound of bay-salt, one ounce of saltpetre, eight ounces of coarse sugar, and a half-pound of common salt, with four ounces of pounded Jamaica and black pepper, and one of coriander-seeds. Pound the ingredients, and heat and mix them well; but first rub in about six ounces of the salt and the saltpetre, and, after two days, drain, and rub in the rest of the salt and the spices. Rub for a long half-hour; lay the hams in the trough; keep them carefully covered, and baste them with the brine every day, or oftener; turn them occasionally, and rub with the brine. Make fresh brine if necessary. *Bacon* and *Pig's Face* are treated as above.—(See pp. 371, 406.) The latter is the better of being pressed down with a weight. Some persons use weights for all cured meat, to firm and keep it below the brine. Hams are *spiced* by using aromatic spices and sweet herbs in curing. Smoking with green birch, oak, or the odoriferous woods, as juniper, etc., is an immense improvement to all dried salt meats.

1183. *To Cure Hams.*—*M. Ude's Receipt.*—As soon as the pig is cold enough to cut up, cut out the round bone from the hams. Rub well with common salt, and drain for three days; then dry the hams; and for two of eighteen



THIS PAGE IS LOCKED TO FREE MEMBERS

Purchase full membership to immediately unlock this page

Get Smart

Over 2,000 years of
human knowledge in
797,885 volumes

Instant access
\$8.99/month

Continue

*Fair usage policy applies

ounces of salt, five of bay-salt, one of ground black pepper, one of Jamaica pepper. Mix the articles, and rub the hams well. Turn and rub every day for a month. Hang the hams when dry in a canvass bag in a dry place; first smoke them if convenient.

1186. *Mutton Hams*.—Proceed as at No. 1182, using for one ham a fourth of the salt, but a half of the spices and sugar. Rub the ham very well with the *hot* pounded salt.—*Obs.* Ram-mutton, though disliked at table, is, when good, thought to make the best-flavoured hams. In the Highlands, dried juniper-berries are used in curing mutton-hams. No sort of meat is more improved by smoking with aromatic woods, or even *peat-reek*, than mutton. Mutton-hams, when they are once dried, will keep long enough, but scarcely improve after six months' keeping. *N.B.*—Roast instead of boiling mutton-ham, if not kept more than six months. *Soak* as if for boiling. The Scottish Border is famous for the excellence of the mutton-hams. They are carefully salted with salt, a little coarse sugar, and very little saltpetre; kept in the pickle for three weeks, and hung for months in shepherds' chimneys, where peats and wood are the only fuel. Without previous steeping, they are boiled quickly for an hour, or a little more, if large, and allowed to soak in the pot-liquor for twenty-four hours.

1187. *Tongues, to Salt*.—Cut off the roots, and steep the tongues in a weak brine; wash them well out, working them with the hand; afterwards salt them with common salt. [The roots eat very well with greens, or will make pease-soup, stew, or Scotch kail.] Scrape and dry the tongues; rub them with a little common salt and saltpetre; next day rub them very well with salt and brown sugar. Keep them covered with pickle for a fortnight; dry and smoke them.—*Obs.* When many tongues are salted, use a sinking-board and weights, to keep them below the brine. They may be spiced as No. 1182, and *reddened* with a double quantity of saltpetre.

1188. *To Salt a Round or Rump of Beef*.—A rump of twenty-five pounds will take from one to two ounces of saltpetre, as redness is wished for, eight of sugar, four of pepper, half-a-pound of bay-salt, and twice as much common salt. Rub the meat very well with the mixed salts and spices; turn it on all sides, and rub it. Baste and rub with the

brine every day for a month. It may either be hung and dried, or boiled out of this pickle.—See pp. 283, 289, 290.

1189. *To Cure Geese.*—In Languedoc, and other parts of France where land is of small value, and geese are plentiful, much of the winter-food of *genteel* provincial families depends on these birds. As the information may be found useful in Ireland, and remote parts both of England and Scotland, we shall detail the French method of proceeding:—When the geese are very fat, about the end of autumn, they are killed, and the wings and legs cut off, leaving as little flesh on the body as possible. The legs are partly boned, and, for every five geese, a half-ounce of saltpetre is mixed with the necessary quantity of common salt, with which the legs and wings are well rubbed, and laid for twenty-four hours in a pan with savoury herbs. Meanwhile, all the fat is collected from the bodies and intestines, and boiled down as lard over a very slow fire, strained, and put to cool. The legs, wings, and the body cut in pieces, are, in twenty-four hours, taken from the salt, passed through fresh water, and stewed over a slow fire till the flesh will pierce with a straw. They are then taken out, and, when cold, packed in jars, and the melted fat poured over them; when cold, parchment, or paper and bladder, are tied over the jars. A French family has, from this stock of winter provisions, the power of having a *ragout* of a leg or wing, heated in a little of the jelly and fat in which the meat is preserved; or a *soupe* of a neck, back, or pinion, with the mere addition of herbs, vegetables, and suitable seasonings. The relish is high; and French cooks speak with rapture of this savoury and economical mode of cooking geese. Young pigs may be treated in the same manner, but their flavour is not nearly so high. If the fat of geese be thus esteemed by our Continental neighbours, there is certainly, in this department, much waste in English kitchens.

1189². *Prepared Salmon or Cod Roes.*—“Take the roes from a fish as near spawning as possible; wash the roes well with milk and water, and then in cold water, till it come clean off; afterwards, put the roe in a sieve, and drain fifteen minutes. To salt them, take eight ounces of salt to three pounds of spawn, and let them lie in the brine forty-eight hours. Lay them on a board about three-fourths of a

yard from the fire, letting them remain there about half-a-day. Bruise them well with a roller, then put them into a pot, and press them well down. Put on them in the proportion of eight drops of spirit of nitre, and as much saltpetre as will lie upon a sixpence, to every pound of spawn; cover them with a piece of writing-paper, upon which lay a coating of hog's lard, as cold as it will spread; then tie over all a piece of dressed sheep's-skin, and keep in a warm place summer and winter."

This receipt was got from Easton, hairdresser, Hawick, and one of the best fishers in the South of Scotland, who prepared and sold salmon-roe at a high price. It seems taken from the Russian receipt for making moist *caviare*, which is largely exported to Italy, Germany, and other countries, and esteemed a great luxury. CAVIARE is made of the roe of the sturgeon, the beluga, the sterlet, and other large fish found in the Caspian, and also about the Wolga and Ural. It is of two kinds—moist and dry. The best is thus prepared, and the receipt may be equally applicable to the roe of salmon, cod, and other large fish:—The roes (quite fresh) are cleared of all fibres, and steeped in brine till the grains soften; it is then hung up in quantities of about eighteen pounds, in bags, shaped like jelly-bags, to drain; when drained, fresh brine is poured in, and it is purified by the second draining. The roes are then dried, by wringing the bags till all the moisture is expressed; it hangs in the bags for twelve hours, and is then trod down in quantities in tubs, by a labourer in leathern stockings. The fresher the roe, and the less salt used to cure it, it is esteemed the better. In cold weather no salt is used, but then it does not keep long.

1190. *To Salt a Mart or whole Bullock.*—The following approved receipt has been communicated to us for salting meat for family use, in country families far from markets, where a winter-store, or *mart*, is still annually cured:—Take as much spring water as you think will cover the pieces of meat, and, with bay-salt, make of this water a pickle so strong as to float a potato. Stir till the ingredients are dissolved; and afterwards boil the pickle till all the scum is thrown off. When quite cold, pour it over the cut meat in the salting-tub or *beef-stand*.—*Obs.* The meat (and all meat or vegetables salted) must be wholly and



THIS PAGE IS LOCKED TO FREE MEMBERS

Purchase full membership to immediately unlock this page

SAVE \$3,999,994

Did you know we sell
paperback books too?

To buy our entire catalog
in paperback would cost
over \$4,000,000

Access it all now for
\$8.99/month

*Fair usage policy applies

Continue

1193. *Mutton, either Ribs or Breast*, may be salted and served boiled with roots, making at the same time a good potato or pease soup, seasoned with parsley or celery. A *boiled leg, salted* a week, is preferred, with carrot and turnip, to a fresh one, by many excellent judges. The *Collier's Roast*, a favourite dish with many persons in Scotland, is a leg of mutton salted for a week, roasted and served with mashed turnip, or browned potatoes.

1194. *To Cure Bacon in Flitches*.—(See pages 574–76.)—When all the lard is removed, and the tail, ears, pettitoes, etc., taken away, rub the skin side of the meat long and briskly with warmed salt in abundant quantity. Rub about the shoulders and hams very well, as these are so thick. The pig should either still retain the animal heat, or hang a few days, to get tender. Turn the thoroughly-rubbed meat, and lay a thick bed of salt in which a small quantity of salt-petre is mixed, over the whole inside. Press this salt down close everywhere. Throw folds of blanketing over the meat, on a table or trough, placed aslant, and place a gentle weight over it. Let it lie a week, basting with the brine. Then rub afresh the outside stoutly and long, and with fresh salt cover the inside; let the meat lie thus for ten days, and then drain, roll in bran, or coarse barley-meal, and hang it up in the kitchen. When thoroughly dry, remove to a dry place to hang till wanted. It may be smoked, which improves all hams.

1195. *Rapid Salting*.—Lay a piece of meat rubbed well over with salt, over a vessel with water, on two or three twigs. Lay salt thickly over the meat. The evaporation of the water will melt the salt, and thus accelerate the salting of the beef.

1196. *To Smoke Hams and Fish on the small scale*.—Drive the end out of an old puncheon or large cask. Invert it over birch or juniper branches, or a heap of the sawdust of green hardwood (oak is best), in which sawdust a bar of red-hot iron is buried. Hang the tongues, hams, etc., on sticks across the cask, and cover it to confine the smoke, giving a very little air below, that the material may smoke and smoulder slowly, but not burn away fast.

N.B.—Most neighbourhoods command a corn-kiln, in which hams may be smoked and dried tolerably well.

1197. *Preserving Meat without Smoking.*—This method, practised by M. Sanson, is strongly recommended. It consists in washing the meat, rubbing it with a little saltpetre and salt, so that these substances shall penetrate well into the interior, moistening it with vinegar, and covering it with juniper-berries, garlic cut small, laurel-leaves, and some spices. Afterwards a solution is prepared, composed, for twenty-five pounds of meat, of a pound and a half of muriate of soda, and three ounces of saltpetre, which is poured cold on the meat, which ought to remain in it for two days; after this it is submitted to a regular pressure, either by loading it with stones, or better, by placing it under a screw-press. It is left in this situation for fifteen or twenty days. At coming out of the brine, the meat, properly cleaned and freed from the ingredients covering it, is immersed in a solution of six pounds of salt, one pound and a half of wood-soot, powdered, and very pure, and six quarts of water. In this mixture it is left for eight or nine hours, or longer, according to the size of the pieces; it is then taken out and hung up in an airy and shady place.

THE DAIRY—CHEESE AND BUTTER MAKING.

It is considered superfluous to occupy too much of the space of a work, especially dedicated to cookery, with full details of dairy processes, and all the recent improvements on this branch of rural and domestic economy. Where there is a large dairy, those conducting it will consult the latest and most competent authorities. We therefore limit this department to a brief account of the results of the recent experiments of practical dairy-farmers, and of those made by men of science under the patronage of the *Royal Society of Agriculture for England*, and the *Highland Society of Scotland*. This will be sufficient for families where one or two milch cows are kept for household supply.

It is now a practice almost universal in the extensive dairies connected with large towns to churn the *whole* milk, not, as of old, the gathered cream merely; and even with two or three cows, there is much to be said for this dairy revolution. More butter is obtained—some experimentalists allege by five per cent.—the butter-milk is sweeter if not so rich, and the process of churning much more certain than by the old mode. Upon the whole, the art of butter-making and preserving has made considerable progress of late; and *in cheese* the more intelligent Scotch dairy-farmers have got the promising length of being sensible of the inferiority of Dunlop to Cheshire as a marketable cheese, and in numerous instances have produced cheeses equal to the best English. And why not in all?

In a paper given in to the Highland Society by Mr Ballantine,

dairy-farmer, dealer in cheese and butter in Edinburgh, it is seen that with his thirty cows he follows very nearly the practice of Mr Ayton of Glasgow, which has been for some years before our readers. In Mr Ballantine's dairy, the morning milking is placed in zinc coolers. Zinc and lead are, however, now denounced by scientific men as highly pernicious. The evening's milking is added to this, in a vat; and that of a second day's milking is managed in the same way. The milk of two days stands in the vats till sufficiently soured for churning. This depends on the temperature, but never takes less than two days, and is ascertained by the milk thickening, gathering a head, or becoming slightly *lapped*. This *head* should remain unbroken till the milk is put into the churn. A lower temperature than formerly is now adopted for churning milk, and putting rennet to it in cheese-making. For butter it is 65°; and if the milk is under this, hot water is put into the churn to raise the temperature. Butter, if made from cream alone, requires a temperature of 55°. In winter, the milk is at once put into the churn to sour without cooling in vats. With the entire milk the churning processes are long; from three to three and a half hours, and the churn driven by steam, going at the rate of forty strokes a minute. For small families and dairies, the *American churn* is now frequently adopted, and is approved by men of science as well as milkmaids, both for certainty of good butter and easy working. Cream butter comes with half the churning necessary when the entire milk is used. The only original feature we notice in Mr Ballantine's communication, is that in salting no previous washing is employed. The butter is taken at once from the churn; the milk squeezed out by the dairywoman, and half the salt added. This is in what seems excessive quantity—half-a-pound to fourteen pounds of butter. When the butter remains in the first salt for twenty-four hours or more, the rest of the salt is added, well worked in, of course, and the butter potted as usual. Professor Traill allows a half pound of salt to sixteen of butter. Even this is ample. By an excellent receipt given by a Dumbartonshire farmer in some of our former editions, the quantity of salt was ten ounces to the stone of twenty-four pounds, and each pound twenty-two ounces. In May, June, and July, the butter required an ounce more salt to the stone than in the autumn months. And this butter kept sweet for the whole year, being supplied with pickle if required, but seldom requiring it where the *kit* is sound, or stoneware jars are used. Salt is, no doubt, cheaper than butter; but it is as true that sweet-tasted is far before briny butter, whether for the kitchen or the table. Mr Ballantine's main excellence in curing consists in *twice salting*, which we have ever strenuously recommended. The temperature at which milk or cream is put to churn is of great importance. If too low, the butter will not be so good; and if too high, be in danger of becoming what is termed *bursten-butter*. Summer milk or cream yields rather less butter than that of autumn, which should be preferred for storing. There must be considerable change in the processes of making and preserving Dutch butter, since we stated, on the authority of a communication made by Mr Vandergoes, President of the Board of Agriculture, South Holland, to Sir John Sinclair, that Dutch butter was made wholly from cream, and no ingredient used in curing save salt



THIS PAGE IS LOCKED TO FREE MEMBERS

Purchase full membership to immediately unlock this page

Get Smart

Over 2,000 years of
human knowledge in
797,885 volumes

Instant access
\$8.99/month

Continue

*Fair usage policy applies

horrid compound sold in England as salt butter." There is, however, much excellent salt butter sold in England and in Scotland too, and except for delicate culinary purposes, we see little in our climate to recommend *boiled butter*, which was probably originally introduced in France from the high price of salt during the *gabelle*. The butter is brought to the boiling point in two hours, stirred every five or ten minutes, and kept slowly boiling for two more hours, and then proceeded with as directed in our own receipt. Dr Forbes saw one Swiss goodwife who added a very little salt to the melting mass, not bad practice,—and another who met a rancid taint with a slice of onion! We would allow twenty minutes or a half-hour that the butter should boil to separate the cheesy part effectually; but certainly not four hours of melting and boiling. The great secret of curing butter is to express every particle of milk by the brisk manipulation of a tidy dairymaid before any salt is given; and even less salting material than we allow will answer if the air is carefully excluded from the tubs and jars by pickle. *Honey Butter* is sometimes clarified as above, and preserved by melting about an ounce of honey to the pound with it. It keeps well if potted, and answers admirably for sweet crust, cakes, and shortbread. In the East butter is melted in the sun, and kept in skins like wine. The Icelanders allow their butter to become *sour*, and seldom use it either fresh or salted. With them, butter, like wine in other countries, is chiefly valued for its age. One pound of old sour butter (*Surt smære*) is reckoned worth two of fresh. The same people cook their meat in sour whey, esteeming the broth thus made the better half of the dish. They keep sour whey in casks as one of their favourite dainties. Happy, nay, providential instincts these of a people who, from their common food, must be predisposed to scurvy.

1201. *Filbert-Butter*.—Pound a few filberts to a paste. Chop picked parsley, chives, and tarragon, very fine. Knead them with butter and the nut-paste, and roll up in small shapes for a delicate *hors d'œuvre*.

1201². *To Roll or Squirt Butter for a Cheese-Course, or for Breakfast, and to Garnish Dishes*.—Have two small wooden fluted spoons, such as are used for lifting butter. Wash and boil them as often as wanted. Dry them well, and rub them with a bit of butter to clean them perfectly; then, between them, lightly roll up bits of butter in form of corks, fir-cones, small pine-apples, shells, etc. Butter is used in many ways for garnishing salads of meat or fish, ham, eggs, anchovies, etc. It looks well when *squirted* in little tufts, or little delicate coral branches, or open lacework, or fine basketwork. *Borders* are made of butter coloured red with carmine, or green with spinach-juice; we admire them no more than pink table-salt. They may be *carved* or stamped in a variety of devices. These are best made of *Montpelier butter* (No. 601), but require a French cook.—See No. 580.

1202. *To Scoop Butter*.—Dip the teaspoon or reeded scooper in warm water, if in cold weather. Scoop quickly and thin, and heat the spoon again and again if needful.

1202². *To Preserve Milk or Cream for Sea Store*.—Boil fresh milk or cream with pounded sugar half its weight, for ten minutes or more, stirring it. Bottle and cork closely.

OF MAKING CHEESE.*

MANY parts of our island, from the delicate quality of the natural pastures, ought to furnish the very best cheese. We can indeed perceive no good reason why the cheese of Scotland and Wales should not equal in flavour that of Switzerland and Lombardy. Considerable advances have of late years been made in this tardy branch of our rural economy; but, notwithstanding the zeal with which the Highland Society has taken up this subject, the range of improvement is still limited. Though one occasionally sees excellent cheese in private families, little that is *very* superior comes to market, except the Ayrshire cheese, and cheese of nearly the same kind from several counties; and it is not, after all, a very delicate cheese for the table. The low price that cheese gives in those remote parts of the country where the milk most resembles that from which the Swiss cheese is made, makes the farmer's wife still consider all the sweet milk that goes to her cheese as so much butter lost; and it will take a few more premiums, and a few more years, to convince those good wives, that a shilling got for cheese will go quite as far as one got for butter, and often be more conveniently obtained. *Skim-milk cheese never can be very good.* At least one-half of the milk used should be fresh from the cow. Another capital error is making the milk too hot, and then employing too much rennet, which makes the curd tough and hard, however rich its basis may have been. The quality of the rennet is also of much importance. The more gently the curd is separated from the whey, the milder will the cheese be. Made in a cylindrical form like Stilton, it will be more mellow than if moulded in a broad flat shape. Particular attention must be given to cheese in the *winding* or drying. The wrapping-cloths must be changed very frequently, that the cheese may dry equally. The salting is also of importance; and, in preference to either salting the curd, or rubbing the new cheeses, some recommend cheeses being steeped in pickle. We would prefer salting the curd to any other mode. A sort of cheese for the table of very high *gout*, an almost Tartarian preparation, is made in the north, by allowing the cream to become sour, and to coagulate of itself, which gives out flavour even more pungent than that of goat's or ewe milk cheese when cut. *Cheese, to keep*, should be put in a cool and rather damp place, wrapped in a cloth, and placed in a covered jar. It should always be presented at table served on a small damask napkin. The surface of cheese, particularly a cut cheese, when to be kept, should be rubbed with butter. Dried pieces, when they cannot be presented at table, may either be grated down, to eat as a homely kind of Parmesan, or used in macaroni, etc. The offensive mould which gathers on cheese may easily be distinguished from "the blue,"—the genuine *ærugo* which stamps its value,—and must be carefully wiped off. The production of mites may be checked by pouring spirits into the affected parts. The addition of butter to the curd, or of lard rubbed into the new cheeses, is employed to enrich the quality and mellow the cheese.

* Since the publication of our fifth edition, we have had the pleasure of eating Scotch cheese, made in Ettrick by receipt 1207, as good as Stilton, and taken for it.

American way to keep.—When the cheese is sufficiently dried, cover it with folds of paper pasted on, so as completely to exclude the air. It will keep for a long while, and keep clean. We now get, though still too rarely, admirable cheese from America. Chopped sage, or the expressed juice of young red sage, caraway-seeds, etc.,* are employed to flavour cheese, and various substances are sold to heighten the colour. Of these saffron and annatto are the most inoffensive. Housewives, who make this branch of economy their study, will find many observations worthy of attention in “Arthur Young’s Tour in France and Italy,” a few in *The Farmer’s Magazine*, and in the papers of the Bath Society, and in Blackwood’s *Journal of Agriculture*, and the *Transactions of the Highland Society*. We merely subjoin a few receipts which are not in general circulation, though of approved merit.

1203. *Rennet, or Yearning, to make.*—*Read carefully* No. 1211². Rennet is useful even where there is no dairy, as whey is often wanted, and with a little rennet a cheap elegant second course or supper-dish for warm weather may be furnished; and an agreeable variety given to the milk diet of schools, nurseries, and invalids. Rennet for dairies is made of the stomach (*i. e.* maw) of the calf, and also of that of pigs and hares, and of the membrane which lines the gizzards of fowls and turkeys. This last makes the *gallino* rennet of Italy. Some plants are also used for rennet, as lady’s bed-straw, an acrid species of thistle, and artichoke, also wine and vinegar, in making wheys.

Maw skins should be prepared the season before they are wanted. The calf should be at least a month old. Clean the maw of chyle, curd, and all impurities. Turn it inside out, and rub well with salt. From two to twenty, or twice that number, or whatever number, pack close in a stone jar, strewing salt between and over them, and covering up. A month or more before they are wanted, drain them from the brine; strew fresh salt over both sides, and roll them out with a paste roller. Next stretch them out with splints of wood, and hang up to dry. In some well-managed English dairies, they are seen like sheets of parchment, and beautifully white. There is no settled rule for the quantity of rennet to be used; the *steep*, as it is called, varies so much in strength. But the following approximates to the medium:—for thirty gallons of milk, cut an inch and a half from the top of one maw, and an inch from the bottom of another. As maws differ considerably in the power of coagulating milk, parts of two are thus taken to equalize the strength. These pieces are soaked in a quarter-pint of water, and a very small quantity of salt the day before the rennet is dropped through a sieve into the milk, along with the annatto for colouring. This material does not, in the opinion of Cheshire farmers, improve the flavour of cheese, and is not used for cheese to be consumed in their families, but it renders their commodities more marketable. One pound of prepared annatto gives sufficient colour to a ton of cheese; and one pound of salt is considered sufficient to salt forty-two pounds of curd; the stronger the rennet

* To the herb *mélilot*, which grows in abundance in some of the cheese districts of Switzerland, is ascribed the peculiar flavour of the Swiss cheese, as *Cheshire* made at particular seasons is fancied to owe its fine flavour to the wild radish on which the cows feed.



THIS PAGE IS LOCKED TO FREE MEMBERS

Purchase full membership to immediately unlock this page

SAVE \$3,999,994

Did you know we sell
paperback books too?

To buy our entire catalog
in paperback would cost
over \$4,000,000

Access it all now for
\$8.99/month

*Fair usage policy applies

Continue

not have the milk too hot, and employ no more yearning (*i. e.* rennet) than will barely serve to curdle it.* When fully coagulated, gently, and without much handling or breaking, gather the curd into a cloth, which place in a deep sieve or net, and afterwards, when firm enough to lift, in a Stilton-shaped cheese-hoop. Afterwards steep the cheese in pickle; then dry it, changing the binders very frequently. All fine cheese should be rubbed and turned every day for the first two months.†

1208. *Imitation of Double Gloucester. Receipt by which the Specimen was made for which the Highland Society gave their first Premium.*

—This specimen was what is called a *one-meal cheese*, that is, made of the milk obtained at one milking. The morning's milking is reckoned the richest. Strain the milk into the tub. Colour it slightly with annatto as above described. Put the rennet to it. The quantity of rennet must be proportioned to its strength. In ordinary circumstances a spoonful will coagulate twenty quarts of milk. When the curd has set (dairymaids know this by the green colour of the whey), press off the whey with skimmers; and next press the curd to the sides of the tub till it get firm. Cut it into cubes of an inch; and, gathering it into a cloth, place it in the sieve or hoop, which should have a cover fitted to slip down within, on which place a weight of a half-hundred to press it moderately. Let it at this time stand near the fire. When drained, which will be in about twenty minutes, cut the curd still smaller than before, and place it as before in the hoop for another twenty minutes, and near a fire. Next put it into the tub, and mince it into very small bits with the three-bladed knife used for this purpose in dairies, or any substitute. Now salt the curd, which must be done to taste, but mix the salt well with it; and, gathering, bind it up into the sort of cloth used in dairies. Place it in the *chessel* in the cheese-press for a day or more, changing the cloth or binder as often as it gets wet. When the cloth remains dry, the cheese may be presumed dry. For some weeks after, turn frequently. Rub the cheese, and, if you like, wash it moderately with warm whey. In this experiment one hundred quarts of milk produced a cheese of thirty pounds.

* If the cream is used, which, for a prime cheese, it should be, skim it off; and heat, and have hot in readiness as much of the skim-milk as, with the fresh milk from the cow, will make the whole warm enough for the rennet: then pour back the cream. Mix and add the rennet.

† In Inverness and Ross shires, there is a rural breakfast article called *crowdie*, not the Lowland composition, oatmeal and water or milk, but made thus:—Take two parts fresh sweet-milk curd, and one of fresh butter. Work them well together, and press them in a basin or small shape, and turn out, when it will slice nicely. When whey is much used for drink in hot weather, the curd may be usefully thus disposed of. *Crowdie* is eaten with bread and butter, and keeps a long time, if *haut goût* is liked. This preparation, when the curd is well broken and blended with the butter, is sometimes made up in deep narrow *cogs*, or wooden moulds, and kept for months, when it becomes very high flavoured, though still mellow. The celebrated Arabian cheese is made in the same way in vats, and both are, of their kind, uncommonly fine. These preparations deserve trial. In the Lowlands this is sometimes seen, but it is not kept, and is, for this reason, called a *one day's cheese*.—P. T. See No. 1210.

N. B.—Slips of the elder, placed on cheese-racks, are said to keep away the blow-fly.—*Doubtful*. Spirits, cloves, lemon-grate, and other things, are sometimes used to subdue the bad flavour of rennet. Their effect is more doubtful still.

1209. *Best Dunlop Cheese*.—“As soon as the milk is taken from the cows, it is poured into a large pail, or pails, and, before it is quite cold (about 77°), the *steep*, *i. e.* rennet, is mixed with it. When it is sufficiently coagulated, it is cut transversely with a broad knife made for the purpose, or a broad three-toed instrument, in order to let the curd subside, and to procure the separation of the whey from it. When this separation is observed to have taken place, the curd is lifted with a ladle, or something similar, into the *chessel* (for it is to be observed, that where a proper attention is paid to the making of these cheeses, no woman's hand ought ever to touch the curd, from the milking of the cow to the finishing of the whole), where it remains a few hours, till it has acquired something of a hardness or consistency. It is then taken out of the cheese-press, and cut into small pieces, with the instrument above mentioned, of the size of one or two cubic inches, after which it receives the due proportion of salt (a pound to forty-two of curd), and is again replaced in the *chessel*, and put into the press, where it remains a few hours again. Then it is taken out a second time, cut as before, and mixed thoroughly, so as every part may receive the benefit of the salt; and for the last time, it is put into the cheese-press, where it remains until replaced by its successor. After this is done, it must be laid in a clean and cool place, till sufficiently dried, and fit to be carried to market; great care is to be used in frequent turning and rubbing, both to keep the cheese dry and clean, and to preserve it from swelling and bursting with the heat, vulgarly '*fire-fanging*.' When these cheeses are properly made, and dried as they ought to be, they have a rich and delicious flavour.”

N. B.—This, and all sorts of cheese, may be pricked with a bodkin, to allow the escape of the air, which, if left, forms what are called *eyes* in cheese,—a bad sign.

1210. *A rich Cream-Cheese, without Rennet*.—DR HUNTER.—Take any quantity of thick cream, and put it into a wet cloth. Tie it up, and hang it in a cool place for seven or eight days. Then take it from the cloth and put it into a mould (in another cloth), with a weight upon it, for two or three days longer. Turn it twice a-day, when it will be fit for use.

1211. *Imitation of Shap Zigar*.—This is made by flavouring the curd with the expressed juice of *melilot*, and *greening* it with juice of spinage. Press it hard, and dry it slowly, that it may be thoroughly dry, and fit to rasp. If made of ewe or goat's milk, or a mixture of them, the imitation will be very close.

1211². *Gouda Cheese, an Improved Method of Making*.—*Dutch Receipt*.—When the milk is all collected, the rennet, which is prepared in the following manner, must be put into it: Six rennets (*maws*) must be taken and cut into small pieces; on these must be poured three kilogrammes of water, in which about five kilogrammes of kitchen-salt have previously been dissolved. It may be proper also

to add two ounces of saltpetre or the salt of nitre, and half a bottle of the vinegar of wine. This mixture must be allowed to remain for about three weeks, when it is put into bottles. The bottles must be corked with great care, the influence of the air being pernicious to the rennet. When the rennet, thus prepared, is poured into the milk, it must be stirred very gently in a plain unpainted wooden trough, without the addition of warm water. It is not advisable to add warm water, unless when the milk comes from very distant pasturage, or when, on account of the coldness of the weather, the heat necessary for promoting the operation of the rennet is wanting. It is, however, still preferable to heat the trough directly by means of fire, as is the custom in Switzerland, where they heat the copper basins employed for this purpose. In those farms where the pasture is very rich, it is proper to add a little warm water to the milk. *Particular care must be taken not to mix portions of milk which have been drawn upon different days, or even at separate hours of the same day, as cheeses made in this manner are always of a very inferior flavour.* When, by means of gentle and regular agitation, the different parts of the milk begin to separate, and when the whey is skimmed off, the curd must be kneaded with great care, in order that the large and small particles may not be put together confusedly in the frame, and that they may be as small and as equal in size as possible. The curd must then be wrapped in a thin linen cloth, of a fine but strong texture, and put into the frame. The frames used by M. Van Bell are different from those usually employed, the sides being vertical. The lids ought to be made to fit exactly. The walls of these frames must be pierced with small holes, through which the whey will exude. If any difficulty be found in taking the cheese from the frame, it will be sufficient to blow into those apertures, as in this way the tension of the air will be removed, and the cheese easily taken out. The frame ought to be placed upon a pedestal, near the press, in order that they may be easily put beneath it. The cheese, with its cloth, ought to be repeatedly returned to the frame, and particularly at the commencement of the pressure. When the cheese is placed under the press, the pressure must at first be light, and afterwards increased by slow degrees. Care must be taken that the pillars of the windlass-press be vertical; and, if the lever-press be used, that the pressure may arise exactly on the centre. With regard to the duration of the pressure, M. Van Bell's method differs entirely from that of the English, who leave the cheese under the press for a long period, sometimes even for three days, whereas M. Van Bell does not allow it to remain even so long as is the custom in Holland. He diminishes the duration of the pressure according to the warmth of the temperature, in order that he may be able to put the cheese more speedily into pickle. In truth, nothing produces the putrefaction of the cheese so easily as the acetous fermentation of the milk. Now, it is conceived that this fermentation is only increased by allowing the cheese to remain long in the press, especially during warm weather; when, by the method of M. Van Bell, the curd frees itself rapidly and effectually from the whey, and the cheese may be sooner put into the pickle, which acts in such a way as to prevent the fermentation. When the cheeses are removed from the pickle, they must be placed upon boards in the



THIS PAGE IS LOCKED TO FREE MEMBERS

Purchase full membership to immediately unlock this page

Get Smart

Over 2,000 years of
human knowledge in
797,885 volumes

Instant access
\$8.99/month

Continue

*Fair usage policy applies

1214. *Another way.*—Dip them in a solution of gum-arabic, and pack in dry pulverized charcoal.

1215. *To run Honey.*—Gently loosen the combs. Separate the best pieces to keep and serve in the comb, if wished, as honey always looks best in the comb. If not, place the combs singly on open wire frames, laid over a jar, opposite the fire, but not so near as to melt the wax (an open corn-sieve will be a good substitute for a frame). Cut the pieces of comb with a long knife twice horizontally; then slice them down as it were into chequers, to permit the honey to flow. When drained completely on one side, turn over the other. The liquid honey is then to be run through a coarse jelly-bag, made of the kind of stuff used in dairies, and hooked on a stand in the usual manner of running jellies; the jar placed under the bag, when full, must be closely *bunged* up. The pure or virgin combs being thus disposed of, the inferior sort are to be treated in the same manner, and the refuse, obtained by wringing the bags and scraping the frames and jars, may be turned to account in vinegar, adding double its weight of water; or with hog's lard as a paste for chapped hands.—*Honeycomb, to keep entire.* The finest pieces are selected, handled as gently as possible, papered and kept in a wide jar, set aslant, that the thin may drop off, and covered.

N.B.—Those who have even but three or four hives would do well to consult Loudon's Gardener's Dictionary, which contains the substance of all that is known on the subject of bees, whether theoretically or practically. There are newer works, but none better.

CHAPTER IV.

A SELECTION OF USEFUL MISCELLANEOUS RECEIPTS FOR CLEANING AND PRESERVING FURNITURE, CLOTHES, ETC.

1216. *To Scour Carpets.*—Dust the carpet well, and to do so, if large, pick it asunder into two or more pieces. The places most worn and faded can thus be *turned* in making up. Have them first well rinsed, in running water, if possible, and then scoured in a ley made of boiled soap. Repeat this till the breadths are clean. Next rinse them again, and last of all put them into a tub of clean water in which a large tablespoonful of oil of vitriol is mixed, which will brighten the colours and keep them from running. Choose a dry windy day to scour carpets, as remaining long wet will injure the colours. If there are any greasy spots, let them be rubbed with soft or boiled soap before the carpet is wet. Hearth-rugs are done in the same way.—*Obs.* Carpets may be washed stretched on a clean floor, using sponge and soap ley, and afterwards rinsed and dried. Nail them tightly out when again laid down. They may also be scoured with a bullock's gall mixed in a pail of water, or with fuller's earth, and then be rinsed. Brushes may be used with advantage.

1217. *To Wash Chintz Furniture, Shawls, etc.*—Choose a good drying day before you wet the cloth. Dust the things well previously by shaking and rubbing, and wash them quickly out in cool lathers ready made up with boiled white soap. Two, or at most three lathers will do them. Rinse in cold spring-water, in which starch and a little oil of vitriol have been mixed, which, without injuring the fabric, will brighten the colours, and prevent them from running. Shake the things very well, and repeat this occasionally till they are dry.—*Obs.* *Rice-water* is now very much used for fine printed calicoes and chintzes. *It is used thus:*—Boil a pound of rice in five quarts of water, and when cool enough, wash the chintz in this, using the rice as soap. Have another quantity ready, but strain the rice from this, and use it with fresh warm water, keeping the rice-water strained off for the third washing, which, at the same time, stiffens the chintz, and brightens the colours. The things should be dried quickly, pressing smooth with the hands between large folds of sheets.

1218. *To Clean Printed Calico Furniture.*—Shake and brush with a long-haired brush, rub with clean flannel, and fold it carefully in large folds. Crumb of stale bread will also clean it. For moreen or damask curtains also use flannel, and, if much soiled, sprinkle bran over, rubbing in little bits circularly, and keeping clean bran only in operation.

1219. *To Scour Blankets.*—Boil good mottled soap and pearl ashes. Make a strong lather. Pour more hot water over the lather, and wash the blankets (previously wetted through in cold water) till the lather becomes dirty. Repeat this till a clean lather comes off them. Less soap solution may be used the second time, and little or none the last time; but the water must be warm and the blankets fully covered with it, else they will thicken. Shake well while drying. Every thing in drying should be well shaken and stretched:—Linen, to make it mangle well—woollens, to keep them from thickening, and to raise the pile. As a general rule, all woollen articles should be saturated with cold water, and wrung, immediately before being washed in warm water; though some now use cold water alone.

1220. *To Wash Silk Stockings.*—Wash in white soap-ley and warm water, and scald them in the same. Rinse in cold water, and dip them in water in which a drop of blue or a bit of cudbear or pink dye is put, according to the tinge wanted. Rub them till dry with clean flannel; if well polished no mangling is required, and the lustre is brighter.—*Cotton Stockings.* Steep the feet over night in cold water; wash clean out. Boil in a strong lather; rinse, bleach, dry, and either iron, press, or mangle them.

1221. *To take Spots of Paint from Cloth and Silks.*—Dip a clean nibbed pen in spirit of turpentine, and touch the spot as soon after it is stained as possible. When dry, rub the place.

1222. *To take greasy Stains out of Silk.*—Scrape French chalk over the spot, and repeat this till the grease comes out, then rub off the chalk; or rub lightly but briskly with a clean soft bit of lawn or cambric till the spot disappear. *Avoid stains.* They never come fairly out.

1223. *To take out Iron-Mould.*—Hold the spot stretched wet over

a jug of hot water, and rub it with salt of lemons, or juice of sorrel, and salt; then wash it immediately, lest the acid injure the fabric of the cloth. Lemon-juice will do.

1224. *To take out Stains of Wine, Fruit, etc.*—Wash well, rub with starch, and expose the linen to the sun till the stains come out. Exposing the spot, slightly wetted, to the fumes of burning sulphur for an instant, will also remove these stains. A common match will answer the purpose; but is a choking process.

1225. *To remove Mildew.*—Rub the spots with soap, and scrape some fine chalk over this. Rub it in, and expose the cloth to the sun. Repeat this till the spots disappear.

1226. *Clothes Closets.*—These small useful compartments should be lined with wood very closely fitted; furnished with shelves and wooden pegs, on which to suspend ladies' dresses, and things which folds would injure. Turpentine, cedar-shavings, Russia leather, etc., should be strewed about them, and glazed linen curtains should be drawn closely round the shelves; on which pieces of charcoal wrapped in muslin may be laid. Modern wardrobes are better than these; but, unluckily, though their price might not be grudged, few bedchambers are large enough conveniently to hold them. *Bonnet-boxes*, whether of pasteboard, wood, or tin, should be roomy, and furnished with trays above, and a bonnet-pin in the centre, on which to hang head-dresses.

1227. *Fur, to preserve.*—Sew the articles closely up in glazed linen of a close texture, with camphire or Russia leather about it. Air and shake them occasionally before the fire.

Another way.—Keep in tin-plate boxes closely shut.

1228. *Ink-Spots.*—Wash these immediately, first in plenty of cold water, then in soap and water, Use also lemon-juice or vinegar. Oil of vitriol will take ink from mahogany. Touch with a feather, rub it quickly out, and put linseed-oil on the spot lest it whiten.

1229. *To Clean Marble Slabs and Chimney Pieces.*—Mix verdigris and pumice-stone with new slacked lime in soap-ley. Make a paste of this mixture, and rub one way with a woollen cloth. Wash, and repeat this till the stain comes out, but it will take time.

1230. *To Clean Papered Rooms.*—Clear away the dust with bellows and a long-haired brush; cut a stale loaf into eight pieces; and, beginning at the top of the wall, rub downwards in even strokes, as if laying on paint.

1231. *To Clean Paint.*—Brush off the dust; and with ox-gall or whiting scour the paint, rubbing it hard to restore the gloss; or use mottled soap made into a strong ley, if the only object is to clean.—*Obs.* Sponge is peculiarly well suited for this, and, indeed, all domestic purposes of cleaning, whether dishes, plate, floor-cloths, mahogany, etc., etc., when free of sand.

1232. *To take Grease from Papered Walls or Books.*—Apply dry hot flannel to the spot, then rub it over with hot spirit of turpentine. Repeat this till the grease is removed. If turpentine would injure the colours in the paper, lay several folds of blotting-paper on the spot, and apply a hot iron over that, till the grease is absorbed by the blotting-paper,—or cover with French chalk, if very bad.



THIS PAGE IS LOCKED TO FREE MEMBERS

Purchase full membership to immediately unlock this page

SAVE \$3,999,994

Did you know we sell
paperback books too?

To buy our entire catalog
in paperback would cost
over \$4,000,000

Access it all now for
\$8.99/month

*Fair usage policy applies

Continue

jug or other small vessel filled with Bath-brick-dust or fine sand, which may be kept compact by a mixture of damp moss. Clean between the prongs with a piece of leather tied to a stick; wipe off all dust, and rub them up. Lay knives and forks not in daily use before the fire when cleaned, and wrap each up separately in paper. A compact and comprehensive knife-board has lately been introduced.

1240. *To Clean Plate and Plated Articles.*—Clean the plate very well, using a sponge, with soap-ley and boiling water, and brushing all the carved places. Dry and rub with plate-powder, hartshorn-powder, or better, the very finest whiting either wetted with spirits or dry. Polish with the hand and soft leather. The longer plate is rubbed the brighter it will look. Brush off the powder carefully from all carved places. Plated goods should be kept in thick brown paper, in a box, and the interstices filled up with dried bran, never be allowed to get damp nor dirty, nor be rubbed more than can be avoided. Spirit of wine, or strong spirits, is the best thing to clean them with. When candlesticks are smeared with wax or grease, do not scrape, but pour boiling water on the parts before cleaning them. Have brushes of soft texture and different sizes for plate.

1241. *To Clean Pewter Vessels and Tin Covers.*—Keep these always free of damp by wiping inside and drying them before the fire after they are used. Polish with the finest whiting and sweet oil, not water.

1242. *Directions for Cleaning Britannia-Metal Goods.*—Take a piece of fine woollen cloth; upon this put as much sweet oil as will prevent its rubbing dry;—with this rub them well on every part, then wipe them smartly with a soft dry linen cloth until they are quite clean, and rub them up with soft wash-leather and whiting. This simple method will preserve the colour as long as the articles endure.—*Obs.* Washing them in boiling water and soap, just before they are rubbed with wash-leather and whiting, would take off the oil effectually, and make the carving look brighter.

1243. *To Preserve Gilding on Picture-Frames, etc.*—In summer it may be covered with slips of gold-coloured tissue-paper, or gold-coloured leno. Never rub gilding. Use the bellows and a long soft hair-brush; or, if this will not do, a piece of wadding or cotton-wool. Frames properly gilt will, however, stand cleaning with hot spirits of turpentine, applied with sponge. The whole frame or lustre may in the fly months be covered with gold-coloured leno.

1244. *To Clean Looking-Glasses and Plate-Glass.*—Wash with warm water and sponge; then wash with spirits, and dust the glass with powder-blue in a rag, and rub it up with a piece of soft calico, and afterwards with an old silk handkerchief.

1245. *To Wash Wine-Decanters.*—Use lukewarm water, a few bits of soap, and a little pearl-ashes, with sponge tied to the end of a stick to rub off the crust that forms on the glass. Rinse and dry them thoroughly. If stoppers are fixed, dip a towel in hot water, and wrap it round the neck of the bottles. Repeat this till they loosen;* or

* We owe this direction to Dr Hope's Lectures on Chemistry to the ladies of Edinburgh, yet it is not infallible.

better, drop a little sweet oil on the necks of the bottles, and leave them before the fire to expand, when the stopper will loosen.

1246. *To Clean Japanned Goods.*—Wash with sponge, using soap and warm water, and rub up with a dry cloth. If the things still look greasy, dust a little powder-blue, fine whiting, or flour, on them, and rub them again. Oil will take marks out of *paper trays*. *Tea-Urns* ought to be well dried, rubbed when brought from the table, and kept covered with a woollen bag.

1247. *To get Oil out of Wood and Stone.*—Mix fuller's earth with soap-lees, and scour the places repeatedly with this.—N.B. Fuller's earth does well for cleaning very dirty passage and stair carpets.

1248. *To take Rust out of Fire-irons.*—Cover with sweet oil, rubbing it hard in, and next day rub with powder of unslacked lime till the rust is removed, or emery will do very well. Rub with a spongy piece of wood.

1249. *To Clean China and Glass.*—Use pearl ashes or fuller's earth in fine powder, rinse in fair water, and polish the things well.

1250. *To take Stains out of Mourning Dresses.*—Boil a handful of fig-leaves in two quarts of water, till reduced to a pint. Strain and apply this with sponge. *Doubtful.*

1250². *To Clean black and dark Silk Dresses.*—Pick them out, soak over night in cold water. Wash out next day; fold and press, not wring the moisture out; wipe off what remains, and iron on the wrong side; or, lay the silk on a table and scour with *gall* dissolved in water; rinse and hang on lines, allowing the silk to *drip* nearly *dry*. Then iron or mangle it.

1251. *An excellent Shoe-black.*—Eight ounces of ivory-black, six of treacle, two of spermaceti or sweet oil, and three pints of coarse vinegar or aleger; a quarter-ounce vitriolic acid may be added. These things must be well mixed. The vinegar made hot should be poured over the other ingredients, or the composition may better be boiled, and the vitriol added afterwards, to prevent accidents.

1252. *Liquid Japan Blacking.*—Mix with four ounces of ivory-black a large spoonful of sweet oil; then put to these two ounces of sugar and a little vinegar; make a paste of the blacking. Add a half-ounce of sulphuric and the same of muriatic acid, and nearly a pint of vinegar. Mix them well. With less acid the polish may not be so bright, but it will be safer for the leather.

1253. *Scalds and Burns.*—The cook is too often exposed to accidents of this kind. Plunge the part instantly into cold water, which renew as often as it gets heated. If the leg or arm is scalded, the stocking or sleeve can be cut up without touching the injured part, and gently removed, as the instant application of water will have prevented blistering or the stocking sticking to the skin. There are many remedies, and good ones, for burns; as Goulard's Lotion, oil of turpentine, spirit of wine, and vinegar. And in every house there is generally wool, or cotton-wool, while the cook has her dredging-box. Dredge the injured part thickly with flour, which is perhaps, after water has allayed the pain, the best remedy, as the flour may be tied on with a cloth, and left till the new skin forms.—N.B. Every cook,

while by an open fire, should wear a very wide and thick worsted apron. While swaying her body, lifting off and on heavy stewpots, it is surprising that her inflammable cotton apron so often escapes the flames. If the cook cuts herself, she should let the wound, if a slight one, bleed freely for a while, and then sponge or soak the part in tepid water. Then gently press its edges together, sponge up the blood, and bind on a pledget of lint dipped in water, which is to be fastened with strips of adhesive plaster, and allowed to remain for three or four days till the edges adhere. *Tincture of Arnica* is now kept in families as a specific for various accidents. Twelve drops are put to a wine-glass of water; and the injured part is covered with the solution, and carefully bound up to exclude the external air. *Doubtful.*

1254. *To Extinguish Fire in Female Dresses.*—So many fatal accidents arise from light dresses catching fire that every MANUAL intended for women should contain the following necessary cautions:—

1. Let it be early and diligently impressed upon the mind of every girl, that flame uniformly tends upwards; that every article of dress will consume much more rapidly if held upright, than if laid along the floor; and that her life may depend on her presence of mind, should her clothes unhappily catch fire.
2. Give instant alarm by pulling the bell (which is generally near the fireplace), by screaming or any other means; but, if possible, avoid opening the door; for both the movement of the figure, and the current of air admitted, will increase the rapidity of the flames.
3. The alarm may be given while the female is at the same instant sitting down by the rug, attempting to tear off the articles of dress which are on fire, and rolling herself on a sofa or in the rug or carpet to smother the flame. If the latter is nailed down, she may easily, when on the floor, tear it up. She may also catch at any piece of baize, or vessel of water within reach; and, if very active, may even turn her clothes over her head, and thus arrest the progress of the flames.
4. The most ready and effectual assistance a spectator in general can give, will be to turn the clothes of the sufferer over her head, and hold them firm thus, till wrappers, cold water; etc., are procured.
5. A man may quickly strip off his coat and wrap it round the female.
6. Let the sufferer, even if she fail to pull away the burning articles, or to extinguish the fire by rolling on the floor, and wrapping herself on the hearth-rug (which is generally always ready), still protect her bosom and face, by lowering her face and crossing her hands and arms over her face and breast.



THIS PAGE IS LOCKED TO FREE MEMBERS

Purchase full membership to immediately unlock this page

Get Smart

Over 2,000 years of
human knowledge in
797,885 volumes

Instant access
\$8.99/month

Continue

*Fair usage policy applies

- Balls of egg for mock turtle, 143.
 of forcemeat for fish, 153.
 of potato, 220.
 beverages for children's, 529.
- Ballyshannon pickle, 166.
 Balnamount skink, 400.
 Barbadoes water, 520.
 Barberries, to preserve, 230, 274.
 Barley-water, to make, 554.
 broth, 153.
 sugar, to make, 501.
 qualities of barley, note, 154.
- BARNABY cherries, No. 1088.
- Basket of sugar, to make a Chantilly, 394.
- Bastings, note, 92.
 Baths, temperature of, 564.
 Bath buns, 510.
 Batter, and French do., 465.
 Beans, French, to dress, 208.
à la poulette, 389.
 pudding of, two ways, 571.
 Windsor, with ham, 76.
 to boil, 207.
 and other, 207.
 to preserve, by salting, 230.
 to pickle French, 270.
- BEAUVILLIERS, a late eminent Parisian
restaurateur, receipts by, 291, 332,
 Nos. 1060, 1184.
- Bechamel, or the French white sauce,
 245, 352.
- BEEF, to boil, observations on, 64-67.
 boiled, or *bouilli ordinaire*, 68, 69.
 qualities of, 40.
 to salt, 576, 579.
 to salt a *mart*, 578.
 Dutch, 290.
 Irish, 290.
 Hamburgh, or *bœuf fumée*, 290.
 hunter's, or spiced, 289.
bœuf de chasse, 290.
 to press, 291.
 to pot, 295.
 to collar, 283.
 to roast a sirloin of, 84.
 to roast the rump, or part of it, 85.
 observations on roasting of, 79-84.
 to roast ribs of, 85.
 to roast collared ribs of, 284.
 to boil a salted round, or rump, with
 greens, 68, obs. on, 69.
 miniature round of, 69.
 to bake a rump of, 106.
 boiled, or *bouilli ordinaire garni de
 chouaz*, or with cabbage, 69, 281,
 282.
garni de racines, or with
 roots, obs., 127.
 to ragout or braise a rump of, 280.
 to stew or ragout a brisket of, 281.
 brisket of stewed, savoury, 283.
 bachelor's stew of, 285.
 to boil a bachelor's round of, 281.
 fillet of, in Madeira, 291.
 to stew a leg or shin of, 282.
à la mode, with obs. on, 282, 283.
- Beef, brisket, *à la Flamande*, 284.
culotte à la gelle, obs. 283.
à la royale, 283.
 steaks, to broil, 109.
 note on, 109, 110.
 steaks, with cucumbers, 286.
 collops in the pan, 116.
 roll of, 333.
 steaks, with potatoes or beans, 111.
 steaks to fry, 116.
entre côte de bœuf, 360.
 tongues to stew, 286.
 to cure, 576.
 to braise, 360, 361.
en miroton, 361.
 stewed rump of, with glazed onions,
 361.
 another French mode, 362.
 rumps or tails, *à la mode*, or *en
 hoche-pot*, 287.
 soup of tails, 150.
 tails, to dress, 287.
 palates, to dress, 285.
 palates, French way, *à l'Italianne*,
 360.
 kidneys, to dress, 386.
 kidneys for *dejeuner à la fourchette*,
 287, 369.
 to dress a cold stewed rump of, 362.
 tea of, 554.
 heart, 288.
 udder, 289.
 skirts, 289.
 liver, 289.
 ox-head soup, and Hessian ragout,
 147.
 potted heels, 78, 79, 404.
 sweetbreads, to fry, 119.
 olives, 288.
 olives *au roi*, 288.
 marrow-bones, 288.
 mince-collops of, 403.
 sausages of, 332.
 for patties and podovies, 442.
 for small pies, 442.
 cold, to dress, 291-294.
 inside of a sirloin or fillet, 292.
 to fricassée, 292.
 olives of dressed, 292.
 to hash, 292.
 English stew of dressed, 293.
 scalloped, or Saunders, 293.
 Cecils, 294.
 to mince dressed, 294,
 a Parisian mode, 294.
 cold, to broil, 294.
 another way, 294.
 bubble and squeak, 295.
 inky pinky, 295.
 tripe, to boil, 78, 362, 406.
 to fry, 120, 406.
 suet, to melt and clarify, 115.
 dripping, to save, 83.
 to clarify, 115.
- Beef-suet in pie-crust, 424.
 Beef-steak pie, 425.
 pudding, 461.

- Beer, ginger, a superior kind, 538, 539.
 common ginger, 539.
 treacle or sugar, 539.
 spruce, white and brown, 538.
- Beetroots, to dress, 212.
 to pickle, 272.
 in salads, 212.
- Beverages, refreshing, of fruits, 561.
 household, 538-540.
- Bills of fare, 58-63.
 for Anglo-French dinners, 347.
- Biscuit, wine, Leman's, and common, 509.
 devil'd, 335.
- Bishop, to make, hot or iced, 525.
 note on spiced wine, 527.
- Birds, or game, to keep, 100.
 to roast, 102-105.
 sauces for, 245-249.
 devils, 334, 335.
 Salmis of game, 376.
 See also *Soups, Pies, Curry, Broiling, and Birds*.
- Birch wine, 537.
- Bitters, a tonic, 531.
- Black cherry brandy, 522.
 caps, 484.
 currant-jelly, 492.
- Black puddings, 407.
- Blanc, a rich gravy, 386.
- Blancmange, and as made in France, 478.
- Blanquettes, to dress, 366.
 with cucumbers, 366.
- Bœuf de chasse*, 290.
- BOILING, observations on, 64-67.
 note on, 370.
- Bologna sausages, imitation of, 332.
- Bon-bons, Grandmamma's, 501.
- Bon diable*, 418.
- Bouchées petites à la Reine*, 379.
petites à la pâtissière, 394.
- Bouchées de Dames*, 394.
- Boudins à la Reine* of cold veal, 365.
 blanc, 385.
à la Richelieu, 385.
- Bouilli*, 69, obs. 127, 282, No. 389.
 onions for garnishing, 240.
 sauces for, 245, No. 591.
- Bouillon, Court*, 379.
Grand, 350.
- Brain-balls and cakes, 330, 331.
Braising, directions for, note 311.
- Brandy, shrub of, No. 1086.
 black cherry, 522.
 raspberry, 523
- Brawn, to choose, 41.
- Brazilian stewed beef, 233.
- BREAD, to bake, 514.
 unfermented, 515.
 on Cobbett's plan, 514.
 muffins, 515
 to bake brown, 515.
 and meat, or Koobbé, 418.
 crusts of, to grill, 140.
 borders, 342.
 croustades, 343.
 crumbs, to fry, 121.
 sippets for borders, 342.
- Bread, Johnny cakes of Indian meal, 511.
 French, 516
- Breakfast rolls, 515.
 scones, 515.
- Breakfasts, *Dejeuners à la fourchette*, obs.
 on, and some articles for, note,
 ode, 63.
 Nos. 137, 399, 647, 648, 649, 1173.
- Brill, to dress, 186.
- Brioche paste*, 393.
au fromage, No. 717, p. 393.
- British Parmesan, 587.
 wines, 532-538.
- Brocoli, to dress, 205.
 to pickle, 274.
- Broiling, directions for, 107-109.
- Brose, Scotch, fat and kail, 399.
 Athole, 529.
- Broth, Scotch barley, 153.
 sheep's head, 408-410.
- Broths, soups and gravies, obs. on, 122-
 144.
 rules for making, 123.
 Fish soups, 154-158.
- Browning, or sugar catsup, 268.
 or roux, for made-dishes, etc., 234.
- Brown flour, note, 235.
- Brown thickening for sauces, ragouts,
 etc., 235
- Brussels sprouts or small cabbage, to
 dress, 208.
- Bun, a Scotch Christmas, 512.
 cross and plum, 512.
 Bath, 510.
 common, 512.
- Burdwan, Indian, 419.
- Butter, to cure, 583.
 to colour, No. 1205.
 to melt, 232.
 to thicken for sauce, 234.
 to melt in cream, 234.
 to recover, if oiled, note, 233.
 to clarify, 115.
 black, of fruit, for children, 495.
 anchovy, 259.
 Fairy, 344.
 Montpellier, 355.
 Ravigote, 384, 355.
Maitre d'Hotel, 352.
 to roll or mould for breakfasts,
 cheese-courses, or garnishings,
 584.
 to freshen, 583.
 to scoop, 584.
 filbert, 584.
 honey, 584.
 to improve, if rancid, 583.
 mean temperature at which cream
 should be put into the churn, 587.
 to oil, 233.
 to brown or burn, that is, black
 butter, 233.
 parsley and butter sauce, 234.
- Buttered lobster, 194.
 prawns and shrimps, 194.
 apples, 484.
 eggs, 340.

- Cabbage, obs. on, note, 214.
to stew red, 214.
to pickle red, 272.
to boil, 208.
to stew, with duck, 325.
sauer croust of, 416.
- Cabinet pudding, 455, No. 859.
- Café à la crème*, 560.
noir, 560.
- Cakes, obs. on baking, 503.
to ice, 503.
to frost a bride's, or fine one, 504.
a plain pound-cake, 504.
a plain plum-cake, 504.
a rich plum-cake, 505.
rose soufflé, 502.
a rice-cake, 505.
Gateau de riz, or French rice-cake,
for centre of a table, 506.
fine seed-cake, 505.
common seed-cake, 506.
Scotch diet cake, 506.
Savoy, or sponge cake, 507.
oatmeal, 516.
Yorkshire, 516.
flour scones or slim, 510.
Scone club scones, 515.
tea-cakes, various kinds, 509-513.
Sally Lunn, 516.
Johnny, of Indian meal, 511.
tipsy, 479.
Tunbridge and Shrewsbury, 509.
Derby, and pikelets, 511.
Queen's, cinnamon, sugar, 511.
Kent and rout, 511, 512.
shortbread, Scottish, or shortcake, 507.
Petticoat-tails, Scotch, 510.
Macaroons, 507.
gingerbread, 508.
Calecannon, to dress, 246.
- Calves' liver and bacon, to fry, 120.
- Calves' feet jelly, 475.
tails, to dress, 302.
feet, 306.
liver, 302, 303.
liver with fine herbs, 365.
ears, 365
sweetbreads, 302; cold, 366.
head, 291, 305, 306.
pluck, 301.
head, to curry, 364.
brains, *à la Ravigote*, 364,
à la Maître d'Hôtel, 365.
For all other things, see VEAL, from
pp. 296 to 307; also from pp. 362
to 367; and Chapters *Roasting*,
Frying, *Pies*, and *Soups*.
- CAMERANI soup, by H. J. 359.
- Camp-vinegar, 263.
yeast, 517.
- Canapés*, 331.
- Canary or sack cream, 472.
- Caper-sauce, 244.
mock, 244.
- Capers, substitute for, No. 383.
- Capillaire, syrup of, to make, 531.
- Carach sauce, 246.
- Carrots, to dress, 210
Flemish way, 211.
- Carrier-sauce, No. 264.
- CARVING, directions for, 45-57.
- Caramel sugar, 491.
- CAREME, a celebrated modern cook, 44,
345, 346. Pudding by, Nos. 721²,
874⁴.
- Carp, to stew, 181.
to stuff and bake, 185.
Matelote of, *à la royale*, 381.
- Casserole*, or rice-border, 343.
an English, 343.
of mutton, 313.
Irish stew in, No. 764.
cheap, of potato-pastry, No. 764.
- Castle puddings, 449.
- Catsup, to make mushroom, 265.
walnut, 266.
lemon, 267.
tomata, 267.
cucumber 267.
oyster, cockle, and mussel, 267.
sugar, 268.
- Caudle, white and brown, 554.
- Caudle-sauce for a plum-pudding,
252.
- Cauliflowers, to dress, 205.
with Parmesan, 205.
to pickle, 274.
with lamb, No. 496.
- Caviare, and mock caviare, 195.
- Cayenne pepper, to make, 230.
essence of, 259.
- Celery, to stew, 213.
sauce of, 242, 243.
soup of, obs., No. 63.
purée of, No. 268.
- Cervelles des moutons* (sheep's brains), to
dress, 369.
- Chantilly baskets, 394.
- Charlotte, 457.
- Charlotte Prussienne, 460.
- Chartreuse of apples, 484.
- Chatné sauce, 251.
- Chaudôt*, the, Carême's pudding-sauce,
447.
- Cheap dishes, obs., 566.
receipts for preparing, 569-572.
- CHEESE, obs. on, 585.
directions for keeping, 585, 586.
rennet for, 586.
to colour, 587.
British Parmesan, 587.
Scottish Stilton, 587.
Premium cheese, or imitation of
double Gloucester, 588.
best Dunlop, 589.
a rich cream, 589.
Shap Zigar, 589.
crowdie, note, 588.
toasted, or rabbits, 338.
toast and, 337.
American way, to preserve, 586.
to produce the blue mould, 587.



THIS PAGE IS LOCKED TO FREE MEMBERS

Purchase full membership to immediately unlock this page

SAVE \$3,999,994

Did you know we sell
paperback books too?

To buy our entire catalog
in paperback would cost
over \$4,000,000

Access it all now for
\$8.99/month

*Fair usage policy applies

Continue

- Cow-heels, sauce for, 79.
to fry with tripe, 120.
to pot, 404.
to pot heads, 404.
- Crabs, to boil, 191.
to pot, 192.
pie of, 194.
sauce of, 253.
to dress, hot and cold, 194.
- Cranberry-tart, Nos. 805, 811.
jelly, 492.
gruel, No. 1145.
- Cranberries, to salt, 230.
- Crappit heads, 407.
- Cray-fish, soup of, 157.
an ornamental dish of, 195.
to dress, 188.
- Creams, obs. on, 468, 469.
to freeze, 469.
- Cream, Italian, 470.
another way, 470.
ginger, 471.
Vanilla, 471.
coffee, 471.
whipt coffee, 471.
ratafia, 472.
a plain, 472.
orange, 472.
lemon, 472.
canary or sack, 472.
raspberry and strawberry, not iced, 473.
pine-apple, 473.
cocoa-nut, 473.
to ice creams of fruit, 473, 474.
Bohemian, 473.
strawberry ice, 474.
raspberry ice, 474.
apricot ice, 474.
imitation of red-fruit ice, 474.
clouted and Devonshire, 482.
curds and, Scottish, 482.
thick, for curries, 187.
for coffee, slightly acid, 560.
- Crème patissière*, or cold custard, 391.
- Croquets and rissoles, 331.
- Croustades, 343.
- Crowdie of Inverness and Ross shires, note, 588.
- Crumbs, to prepare, for crumbing and frying, and to fry crumbs and parsley, 121.
another way, 121.
- Crust, pie and tart, observations on, and directions for making puff-paste, 420-423.
- Feuilletage*, 422.
French paste for hot pies, 422.
cheap, for raised meat-pies, 423.
common, for savoury pies, 424.
rich, of beef-suet, 424.
common tart-paste, 424.
short, for preserved sweetmeats, 424.
venison pasty, also for lining timballe shapes, 425.
fine, for delicate preserves, 425.
paste-royal, 392.
- Crust, *bricche paste*, 393.
French puff-paste of lard, 422.
of beef-suet, 424.
rice paste for savoury pies, 425.
fine, for cheesecakes, 425.
- Crusts, to grill, 140.
- Cubbubed mutton, veal, or chicken, 553.
curry, 553.
- Cucumbers, to dress, 228.
to preserve, 499.
to stew, 213.
sauce of, No. 210.
water of, No. 1143.
French way, 214.
to pickle, 270.
to serve with lamb, 314.
with minced mutton, 311.
with beef-steaks, 286.
- CULLEN, Dr, quoted, 279.
- Culinary lectures, and syllabus of, by P. Touchwood, Esq., 37.
- Curaçoa, 519.
- Curds and cream, Scottish, 482.
- Curd-star, 482.
- Curing meat, hams, tongues, etc., 573-581.
butter, making and, 581.
prepared salmon or cod roes, 577.
salmon, 166.
haddocks, Finnan, 179.
- Currants for jelly, 491, 492.
shrub of white and red, 530.
- Curry, observations on, 327, 328.
favourite family, 329.
of rabbit, 414.
to boil rice for, Reform Club way, 329, 330.
calf's head, to, 364.
fish, to, 187.
of dressed cod, 173.
chickens, rabbits, veal, 327.
cubbubed, 553.
of vegetables, 213.
Indian, qbs., 328.
soup of, as in India, or Mullagatawny, 413.
vinegar, 264.
sauce, 250.
powders, 414, 553, No. 1124.
- Custard for a centre dish, 479.
pudding, 452.
- Custards, almond, baked ditto, lemon, good common, 479, 480.
cheap useful, 480.
- Cutlets, veal, to fry, 116.
Maintenon, of veal, 301.
à la Vénétiennne, 367.
à la Chingara, 366.
au jambon, 367.
mutton *à l'Italienne*, 368.
mutton *à la Minute*, 368.
mutton *à la Maintenon*, 309.
of lamb, with spinach, 314.
mutton, Soubise, 368.
Reform Club, 310.
salmon, 165, 167.
sauces for, Nos. 264, 281, 293, 318.
chicken, 322.

- Dairy**—cheese and butter making, 581-591.
- Damsons**, to preserve for pies, 495.
tart or pie of, Nos. 805, 808.
dumplings of, No. 876².
- Daubes**, veal, 300.
of hare and turkey, or *Dindon en Daube*, 372.
- Déjeuners à la Fourchette*, 63.
- Desserts**, preserves for, creams and ices for, *see those heads*.
- Devil'd biscuit**, 335.
- Devils and diabolins**, to make, 334.
sauces for, Nos. 281, 318.
note on, 334.
le bon diable, 418.
- Devonshire junket**, 433.
- Diabolins, petits**, 378.
- Dindon en daube*, 372.
- Dinners**, obs. on, and bills of fare, 58-61.
and cookery for invalids, 549.
- Dory, John**, to boil, 202.
- Dorée, John, en matelote*, 689.
- Draughts**, cooling or febrifuge, 561.
- Dressing-room**, preparations for, 564-566.
- Dripping**, to save, 83.
to clarify, 115.
uses of, in frying, 115.
for pie-crust, 424.
- Drops**, confectionary, of cinnamon, lemon, horehound, ginger, clove, peppermint, coffee, etc., 500.
- Ducks, teal, and widgeons**, to roast, 99.
Salmi of, 376.
to stew, with cabbage, 325.
with sauer-croit, 416.
young, with green pease, 325.
to ragout, two ways, 326.
to hash, 326.
to hash cold wild-duck, 327.
to ragout wild-duck or teal, 327.
to roast wild-duck or teal, 99.
sauces for, 247.
- DUKE OF YORK'S SAUCE**, note, 253.
- Dumplings**, suet, damson, Norfolk, plum, apple, currant, raspberry, etc., 463, 464.
net or crochet, 464.
- Dutch or Albany pudding**, 456.
water souchy, 183.
sauce for fish, 255.
or Hamburg beef, 290.
- Eau de Cologne**, two ways, 564.
sucré, 529.
de la vie, and note, 523.
- Edgings** to dishes, 342.
- Eels**, to stew, 181.
to fry, and note on, 182.
to collar, 182.
to spitchock, 183.
soup of, 158.
- Eggs**, to boil hard and peel, 376.
to preserve two ways, 591, 592.
to poach, 339.
mushroom and egg dish, 340.
- Eggs**, to fry, 340.
to fry, with bacon, ham, or sausage, 118.
Swiss, 340.
buttered, 340.
Scotch, 340.
asparagus and, 341.
observations on ways of dressing, 339.
omelet, and obs. on, 341.
à la tripe, 477.
drappit, No. 737.
à la maître d'hôtel, 377.
with sauce Robert, 377.
egg and ham patties, 440.
egg-sauce, 246.
pochés au jus, note, 404.
egg-balls for turtle-soup, 144.
in salt-fish pie, 190, 191.
ploviers', for salads, No. 239.
- Endive**, to dress for second course, 389.
in winter salads, obs. No. 239.
- Eschalot vinegar**, 263.
wine, 264.
sauce, 240.
- Essence of cayenne**, 259.
of lemon and Seville orange peel, 260.
of ginger, 260.
of allspice, cloves, mace, No. 330.
of ham, 252.
of game, No. 296.
- Fairy butter**, 344.
- Family management**, hints for, 39, and onwards.
- Fawn or kid**, to roast, 104.
- Filter**, cheap substitute, 564.
- FISH**, Chap. vii.
observations on, notes, etc., 161-203.
sauces for, 191, 202.
French ways of dressing, 379-383.
to fry, 178, 182, 183.
to broil, 184.
to bake, 165, 178, 184.
to curry, 187.
turtle, 187.
soups of, 154-153.
court bouillon for dressing, 379.
au bleu, 379.
pudding of, 381.
rich pie of, 189, 191.
salt, pie of, 190.
forcemeat for, 158, 172, 185.
re-warmed, 190.
French dishes of, 379-383.
For Receipts for Fish of all kinds, see the several heads in the Index.
- Flan, à la Caleb Balderstone**, 435.
- Flounders**, to fry, 178, 186.
au gratin, 382.
- Flummery**, several kinds of, 485, 486.
- Fomentations**, 563.
- Fondu*, 377.
- Forcemeat**, or stuffings for boiled poultry, 74, note, 92.
for roast pig, 83.

- Forcemeat for lamb, 93.
 for veal, note, 92.
 for turkey, note, 95.
 for hare, 97, 105.
 for goose, 97.
 for ribs, or a fillet of beef, No. 13.
 for breast of veal, No. 434.
 for shoulder of mutton with oysters, 308.
 for parson's venison, 312.
 for shoulder of lamb, 314.
 for a fowl, 321.
 balls for soups, 144.
 fish, 158, 171, 179, 407.
 French *farces*, *godiveau*, *quenelles*, *panada*, 383, 385.
 to prove, No. 692², p. 384.
- Forks, to clean, 595.
- FOWLS, to boil, observations on, 72.
 note on, 72, 320, 321.
 chicken cutlets, 322.
 to mince or scallop cold, 327, 375.
 cold, *à la Mayonnaise*, 375.
 to boil with rice, 320.
 to braise chickens or pigeons, 322.
 to dress, with mushrooms, 321.
 with oysters, 321.
 to farce, 321.
 Davenport, 323.
 howtowdie, with drappit eggs, 74, 404.
 to ragout, 321.
 to roast, 94.
poulets aux huitres, 374.
fricassée à la paysanne, 374.
à la Ravigote, 373.
poulets à la Tartare, 373.
à la Campfire, 373.
à la Chingara, 373.
 continental mode of dressing cold, 322.
 salad of, or game, 374.
 sauces for, Nos. 266, 269, 275, 279, 282; pp. 244, 248, 351.
 to fatten, No. 1212.
- Frangipane, 391.
- FRENCH COOKERY, 345.
 Observations on, 345.
 Notes, 129, 305, and many other places of the work.
 cookery, various modes of, 386, 387.
 dinners, 348.
 bills of fare for, 348-350.
Grand Bouillon, 350.
Grand Consommé, 350.
Blonde de veau, 351.
Grande sauce, 351.
- French beans, rolls, puddings, etc., etc., *see the respective heads*.
 soups, 356-359, and also Chap. *Soups*, 122.
 sauces, pp. 350-356, also Chap. *Sauces*.
 dishes of fish, 379-383.
 of poultry and game, 372-376.
 made-dishes of beef, 360-362.
- French dishes served in first course, 359.
 of veal, 362-367.
 of mutton, 367-369.
 of pig and hams, 369-372.
 of hare, poultry and game, 372-376.
 of vegetables and fruits, 387-391.
- forcemeats, 383-385.
 also many other dishes incidentally mentioned.
 pastry for *entremets*, 392-396.
gimblettes à l'Artoise, 392.
petits choux et les gimblettes pralines, 392.
brioche paste, 393.
gateau de riz, 503.
chartreuse de pommes, 484.
mille feuilles, 486.
soufflés, 487-488.
 toasts, 335.
 egg-dishes, 376, 377.
 fruit-cake, 395.
brioche au fromage, 393, No. 717.
 various small dishes, 375-379.
 twins, or *meringues jumeaux*, 395.
 freezing mixtures, 564.
- Fricandean of veal, 298.
- Fricandelle, 413.
- Fricassée of chickens, white, 323.
à la paysanne, 374.
 of rabbits, 320.
 of tripe, Nos. 626, 743, 765.
- Friar's chicken, 402.
 skill in cookery of monks and friars, 23, 24.
- Fritters, batter for, 465.
 plain, 466.
 rice, 465.
 apple, apricot, and peach, 466.
 French, note, 466.
 Indian meal, 466.
 potato, 220.
 oyster, 200.
- FRUIT, to gather, No. 966.
 barberries, cranberries, etc., to preserve, 230.
 jellies of, 491, 492.
 sweet dishes of, 433.
 French dishes of, 389, 390.
 obs. on preserving, 438.
 to make jellies, jams, etc., 491-496.
 pies of, 433, 438.
 tarts of, 435, 436.
 puffs of, 435.
 dumplings of, 463, 464.
 French Charlotte pudding of, 457.
 fritters of, 466.
 wines of, 532-538.
 vinegars of, 261, -264.
 gruels of, 562.
- Fruits, beverages of, for the sick, 561-563.
 spring fruits, soups of, 159, 160.
 green gooseberry pie, 434.
 rhubarb pie, No. 807.
 to take out stains of, 594.



THIS PAGE IS LOCKED TO FREE MEMBERS

Purchase full membership to immediately unlock this page

Get Smart

Over 2,000 years of
human knowledge in
797,885 volumes

Instant access
\$8.99/month

Continue

*Fair usage policy applies

- Haddocks, crappit heads, 407.**
 to curry, 187.
 to dress fillets of, French way, 381.
 Finnans, or rizzared, 179.
 Finnans, note on, 179.
 Moray Frith, 408.
à la Walter Scott, 383, No. 689.
 to stuff and bake, 183, No. 149.
- Haggis, Scotch, 396-399.**
 lamb's, 398.
 calf's, 398.
 royal, or Kew mince, 399.
- Halibut, 180, Nos. 120, 121.**
 to stew, 181.
 to curry slices of, 187.
- Hams, to choose, 41.**
 to boil, 74, and note.
- Ham, with Madeira, 75.**
 with Windsor beans, 76.
 to bake, 106, No. 37.
 to roast, or *jambon à la broche*, 370,
 Nos. 10-12.
 sauce, or essence of, 252.
 patties of, with eggs, 439.
 patties of, with chicken, 439.
 cutlets with, No. 641.
 to fry, with eggs, 118.
 with liver, 119.
 to cure in several ways, 573-581, and
 No. 1191.
 to smoke, 580.
 mutton, to cure, 580.
 hung-beef, or beef-ham, No. 1188.
 French mode of curing, 575.
- Hamburgh beef, 290.**
- Hare, to know if old, 40.**
 soup of, 144.
 a modern soup of, 145.
Carême's hare-soup, à la Saint
George, 357.
soup à la Meg Merrilies, 151.
 to roast hare, fawn, or kid, 104.
 to bake, No. 37, p. 106.
 sauces for, 126, and No. 297.
 stuffing for, 97, 104.
 civet of, 359.
lièvre en daube, No. 662.
gateau de lièvre, 372.
 to stew, 318.
 to broil cold for luncheon, supper,
 or *à déjeuner à la fourchette*, 319.
 to mince, 403.
 to hash, 319.
 cakes of, 320.
 to jug, 319.
- Haricot of veal, 300.**
 of mutton, 308.
 of cold mutton, 313.
haricot brun, or *à la bourgeois*, 369.
- Harslet, pig's, No. 53, p. 119.**
- Hash of beef, 292, 293.**
 of mutton, 313, and Nos. 487, 651.
 of veal, 307.
 of venison, 318.
 of hare, 319.
 of ducks, 326.
 of wild-fowl, 327.
- Hashes, obs. on, 292, 293.**
 white sauce for, 251.
 turtle store sauce for, 250.
- Hatted kit, two ways, 551.**
- Herbs, to fry, 121.**
 to dry, 229.
 to store, 229.
 powders of, 261.
 wines of, 264.
 vinegars of, 262, 264.
- Herrings, to dress, 180.**
 to fry, No. 136, p. 178.
 to dress as at Inveraray, 180.
 to dress red Sardinias, 184.
 to dress pickled, 184.
 to dress pickled, in the French
 way, 185.
 to broil, No. 147.
 salted with potatoes, a cheap dish,
 569.
 salmagundi, a, 196.
 buffed, 184, No. 147.
- Hessian soup, and ragout, 147.**
- Highland Society on curing butter,**
 581.
- Hog's puddings, or black, 407.—See also**
under Pork and Pig.
- Honey, to run, 592.**
- Hors d'œuvres, 377.**
- Horseradish-sauce, two ways, 243.**
 powder, 259.
 vinegar, 263.
 how best served as a garnish at
 table, 57.
- Hot pint, Scotch, to make, 527.**
- Hotch-potch of ox-tails, 287.**
 Scotch, excellent, 400.
 winter, 401.
- Howtowdie, Scotch, 404.**
- HUNTER, Dr, quoted, Nos. 130, 292, 391.**
- HUNTER's dinner for an invalid, 553.**
 receipt for a stewed brisket of beef,
 283.
 cream cheese, 589.
- Hunter's beef, 289.**
bœuf de chasse, 290.
 pie, obs. on, No. 764.
 pudding, 447.
 bread and meat pudding, 418.
 salmi, hunter's fashion, 376.
- Ice, to use in freezing creams, 469.**
- Ice waters, 474.**
 lemon water ice, 474.
 orange, tamarind, negus, pine-apple
 water ices, 474.
- Icing for cakes, 504.**
 for tarts and common pastry, 436.
- Ice-creams, 468.**
 to freeze, 469.
 cream, Italian, 470.
 another way, 470.
 ginger, 471.
 Vanilla, 471.
 coffee, 471.
 whipt coffee, 471.
 ratafia, 472.

- Ice, plain, 472.
 lemon, 472.
 orange, 472.
 canary or sack, 472.
 raspberry and strawberry, not iced, 473.
 pine-apple, 473
 Bohemian iced, 473.
 cocoa-nut, 473.
 strawberry, raspberry, etc., 474.
 jellies freezed to keep shape, 469, 475-478.
 of red fruits in shapes, 477.
- INDIA, mullagatawny as made in, 413.
 Hindostanee way to boil rice, 330.
- INDIAN meal, preparations of, 223.
 to fry cold mush or pudding, 224.
 hominy or crushed Indian corn, 223.
 another way, 223.
 hominy or hulled corn as in the Western States of America, 224.
 Johnny cakes of, 511.
 fritters of, 466.
 salado, 228.
- burdwan, 419.
le bon diable, 418.
 bread and meat, or koobbé, 418.
 curry simple, 552.
 pickle, 273.
 polenta, 467.
- Inky pinky, 295.
- IRISH beef, 290.
 stew, 417, 418.
 tripe, 418.
 pancakes, 465.
brade breachd, 516.
 usquebaugh, a cordial, 523.
 Ballyshannon salmon pickle, 116.
 Balnamoon skink, 400.
 moss, No. 919².
- Isinglass, to clarify, for creams, 469.
- Italian creams, 470.
 cheese, observations, No. 887.
 pyramid, 486.
 soup, 358, No. 616.
 salad, 227.
 pastes and *nouvelle*, imitation of, 136.
- Italienne* sauce, *rousse* and *blanche*, 352.
 macaroni-soup, 135.
- Jams, strawberry, raspberry, gooseberry, Ettrick, and black currant, 492, 493.
 apricot and plum, 493.
 four fruits, 495.
- Jargonelle pears, to preserve, 496.
 to bake, 484.
 to stew, 484.
- Jellies, of fruit, for preserving, 491.
 in shapes for the table, 475-478.
- JELLY, calves' feet, 475.
 in orange skins, 395.
 Madeira wine, 476.
 orange, 476.
 lemon, 476,
 apple, 477.
- Jelley, peach, 477.
 raspberry, 477.
 Venus's, 477.
 red currant, 491.
 white currant, 491.
 black currant, two ways, 492.
 gooseberry and cranberry, 492.
 arrowroot, 552.
 Gloucester, 553.
 of fish, No. 174, p. 195.
 aspic, 356.
- JOHNSON, Dr, quoted, 25.
 John Dory, to dress, 202.
en matelote, 382.
- Juices of fruit for drinks, 561, 562.
Julienne soup, observations, No. 64, p. 130.
- Ketchup, etc.—See Catsups, 265.
 Kew mince, or haggis-royal, 399.
- KELLY, MICHAEL, note, 241.
- Kid, to roast, No. 36, p. 105.
- Kidney-soup, 150.
- Kidneys, to dress, 286.
 for the *déjeuner à la fourchette*, 286, 368, 369.
 mutton, 478.
 to broil, No. 40.
rognons de mouton, 368.
 pudding of, 459.
- Kitchen or cook's pepper, 261.
- Kitchiner's store fish-sauce, 258.
- Kitchens, observations on, 37.
- Knives and forks, to clean, 595.
- LADIES' lips, 394.
 best judges of showy suppers, 61.
- Lait sucré*, or sugared milk, 529.
- LAMB, to boil a leg of, 72.
 chops, to fry, 117.
 to roast a leg or saddle of, 92.
 to stuff, note, 92.
 to broil chops of, 112.
 to fry liver of, 119.
 made-dishes of, 314-317.
 breast of, with cucumbers, 314.
 leg of, with vegetables, 315.
 to grill a shoulder of, 316.
 head and ragout, 304.
 mint sauce for, 243.
Maitre d'hôtel butter for, N.B. 93.
 to manage in carving, 51.
 cutlets with spinach, or asparagus, or mushrooms, 314.
 cutlets with different ragouts, observations, Nos. 489 and 497.
 roll of, 333.
 shoulder stuffed, 314.
 steaks ragout, 314.
 steaks brown, two ways, 314, 315.
 chops with potatoes, 315.
 pie, 428.
 English stew of cold roast, 293, No. 422.
 head to dress, Scotch, 410.
- Lamb's stove, Scotch and French ways, 316.

- Lamb's sweetbreads ragout, 315.
 feet, No. 480.
 haggis, 398.
- Lampreys, to stew, 181, No. 141.
- Lard, to melt for frying, or to make, 115.
- Larks and wheatears, to roast, 103.
- L'eau de la vie*, 523.
de Cologne, 564.
- Leek soup, or cock-a-leekie, 399, 400.
à la Talleyrand, note, 400.
 porridge, 411.
- Lemon and kali, 538.
 cream, 472, and No. 887.
 cheesecakes, 481.
 custards, 480.
 jelly, 476.
 juice, artificial, 538.
 iced water, 474.
 pudding, 453.
 drops, tablet, and barley-sugar, 500.
 candied peel of, 501.
 sauce, 245.
 and liver sauce, 248.
 essence of, 260.
 tincture of, 260, No. 330.
 wine of, 536, No. 1104.
 brandy, 522.
- Lemons, pickle or catsup of, 267.
- Lemonade, common milk, and portable, 530.
- Ling, to dress slices of, 180.
- Lip-salve, 566.
- Liqueurs, many excellent kinds, 519.
 lees of, for puddings, obs. on, No. 1059.
- Liquors, to bottle, 539.
 to prevent having a corked taste, 540.
- Liver sauce for poultry, 248, No. 295.
 for fish, 255.
 and parsley sauce for poultry, obs. on, 249, No. 295.
- Liver, lamb's, to fry, 119.
 calf's, 120.
 beef, 289.
- Liverpool or fig puddings, 450, 456.
- LOBSTERS, to choose, 191, No. 165.
 note on, 191.
 pie of, 189.
 to boil, 191.
 to pot, 192.
haut gout, 193.
 to roast, 193.
 to butter, 194.
 to fricassée, 194.
 in the French mode, 194.
 soup of, 155.
 sauce of, for turbot, etc., 253.
 sauce for, 192, No. 165.
 salads of, 226.
petites vols-au-vent of, 378.
 patties of, 440.
- Love-apples.—See *Tomata sauce*, 243
 to cook, 211.
- MACARONI, or Italian soup, 135.
 in the richest Italian way, 385.
- Macaroni, to dress, 337.
 Parisian pudding of, 451.
 sweet pudding of, 450.
 in Camerani soup, 359.
- Macaroons, 507.
- Macedoine* of roots, 387.
- Mackerel, to dress, 180.
 pie of, 191, No. 162.
 to fry, 178, No. 136.
 roe, sauce of, 255.
 with fine herbs, the same as No. 688, p. 382.
- MADE DISHES, obs. on, 276-280.
 of beef, 280.
 of veal, 296-308.
 of lamb or rabbits, 297, 314-317.
 of mutton, 308-314.
 of venison, 317, 318.
 of hare and rabbit, 318-320.
 of poultry and game, 320-327.
- MADEIRA wine jelly, 476.
 ham with, 75.
 fillet of beef with, 291.
- Maize starch, 224.
- Magnum bonums, to preserve, 497.
- Maids, to dress, No. 187.
- Maids of Honour*, 481, No. 927.
- Maintenon cutlets, 301.
 of mutton, 309.
- Maitre d'hôtel* butter, 352.
 sauce, 352.
- Malt wine, 537.
- Marinade*, 165.
- Marrow, bones and fillets of, to cook, 288.
 pudding, 446.
- Marmalade, Scotch orange, 493.
 apricot and plum, 493.
 Scotch, simplest way, 494.
 transparent, 494.
 apple, 495.
 peach, nectarine, and quince, No. 974, obs. on, 493.
- Mayonnaise*, 241.
à la gelée, 242.
- Meat cake, moulded, No. 1133.
- Meat puddings, 222, 461-463.
- Meat, to choose, 40, 41.
 to keep, Nos. 19, 21, pp. 86, 89.
 to cure or salt, 573-581.
 to preserve without smoking, 581.
- Melted butter, to make, 232.
 to thicken for pease, 234.
 to recover if oiled, note, 233.
 lard, 115.
- Melons, to preserve, No. 994.
 to pickle, for venison, No. 297.
- Milcou, 418.
- Miroton de pommes*, 390.
- Milk, saloop, and sago, 551.
 rice, 549.
 coffee, 560.
 sugared, or *lait sucré*, 529.
 auld man's, 529.
 artificial ass's, 562.
 soup of, 158.
 scones, 515, No. 1041.



THIS PAGE IS LOCKED TO FREE MEMBERS

Purchase full membership to immediately unlock this page

SAVE \$3,999,994

Did you know we sell
paperback books too?

To buy our entire catalog
in paperback would cost
over \$4,000,000

Access it all now for
\$8.99/month

*Fair usage policy applies

Continue

- Omelet, 341.
 obs. on, 341.
soufflé, 487.
- Omelettes à la celestine, 391.
- Onions, to stew and roast, 212.
 obs. on, note, 213.
 obs. on, note, 133.
 to cook, for garnishing, and bouilli, 240.
 for tripe, No. 16.
 sauces of, 239, 246.
 brown sauce of, 240.
 sage and onion sauce, 240.
 to pickle, 272.
 to pickle with cucumbers, 270.
 to pickle with cabbage, No. 299.
 soups of, 133, 134.
 gravy of, with beef collops, note, 116.
- Orange and lemon juice, 562.
- Oranges, marmalade of, 493, 494.
 calves' feet jelly in skins of, 395.
 pudding of, 453.
 jelly of, 476.
 cream of, 472.
 ice of, as No. 905.
 gravy for sauce, 246, No. 239.
 conserve of Seville, No. 975.
 candied peel of, 501.
 wine of, 535.
 to preserve carved, 499.
 to pickle bitter ones, 274.
 essence of peel of, 260.
 in sugar, 497.
- Ornamental confectionary, obs. on, 468.
 devices of sugar, 502.
- Orotans, to dress, 101.
- Oxford John, of mutton, etc, 332.
 pancakes, 465.
 sausages, 332.
 nightcaps, note, 527.
- Ox, potted head and heel of, 404.
 kidney, 286, 369.
 liver, 289, 571.
 palates, 285, French way, 360, 361.
 skirts, the Scotch *Middrit steaks*, 289.
 marrow-bones, 288.
 heart, 288.
 tongue, 286, 360.
 tripe, 78, 120, 362, 406, 418. *For other things, see BEEF, index.*
- Ox-tails, soup of, 150.
 to stew, 287.
 hotch-potch of, or rumps à la mode, 287.
- Oysters, obs. on, note, 196-198.
 to stew, 196.
 to scallop, 199.
 to grill, 199.
 to brown in their juice, 199.
 to serve in the shell, 200.
 to pickle, 200.
 to fry, 200.
 fritters of, 200, No. 183.
 sauce of, 253.
 soups of, 156, 157.
 patties of, 440, No. 824.
 patties of, with mushrooms, 441.
- Oysters, catsup of, 267.
 with a fowl, 321.
poulets aux huitres, 374.
- Oyster taverns of Edinburgh, note, 197.
- Pains à la duchesse*, 392.
- Palates, to stew, 285.
 French way, 360.
- Panada, French, for forcemeat, 384.
 various kinds of, for invalids, 554.
- Pan-kail, 411.
- Pancakes, common, 464.
 Oxford, 465.
 Indian-meal, 466.
 Irish, 465.
 rice, 465.
 note on the French old-fashioned kind, 465.
- Parmesan, British, 587.
 with cauliflower, 205.
 with macaroni soup, 135.
 Camerani soup, 359.
- Parsley, to fry, 121.
 to dry, No. 244.
 parsley and butter sauce, 234.
 parsley and liver sauce, obs. on, No. 295.
- Parsnips, 210.
 with salt cod, No. 128.
 mashed with carrots, No. 201.
- Parsnip wine, 536.
- Partridges, to roast, 99.
 pheasants, snipes, wild-ducks, etc., to boil, 77.
 to broil, or moor-game, 133.
 soup of, 146, 151.
 pie of, 430, No. 800.
 salmi of, 376.
 sportsman's fashion, 376.
- Partans (see Crabs), to pot, 192.
 to boil, 191.
 to dress, hot or cold, and Scotch partan pie, 194.
 cavies, note, 253.
 crab sauce, 253.
- Paste or pie crust, obs. on, 420.
 French puff-paste, 421.
 Do. of lard, 422.
 French, for hot pies, 422.
 fine, or *Feuilletage*, 422.
 various kinds of, 421-423.
 cheap raised crust, 425.
 common, 424.
 rich, of beef-suet, 424.
 common tart paste, 424.
 short crust, 424.
 venison pasty crust, 425.
 royal, 392.
 rice paste for savoury pies, 425.
 for savoury patties, 439.
 fine, for cheesecakes, 425.
 of fruits, 500.
brioche, 393.
- PASTRY, ETC.—CHAP. IV., discourse on, 420.
- Pasty, apple and rhubarb, No. 817.
 venison, 432.

- Pasty, potato, 462.
- Patties, crust for, 439.
 chicken and ham, 439.
 egg and ham, 440.
 rabbit and hare, 440.
 oyster, 440.
 oyster and mushroom, 441.
 turkey, 441.
 veal and ham, 441.
 beef, or podovies, 442.
 French or modern English, 441.
 sweet, 442.
- Paysanne, blanquettes à la*, 366.
 fricassée of chickens *à la*, 374.
- Pears, to bake, 484.
 to stew winter, 484.
 in the French mode, 390.
 to preserve jargonelle, 496.
 to frost or ice, No. 984.
- Peaches, jelly of, 477.
 jam or marmalade of, as No. 974.
 dressed, 485.
 to preserve, No. 988.
 pudding of, No. 856.
 in sugar, 390.
- Pease, to gather and boil, 207.
 French mode of dressing, 387.
 sauce or *purée* of, No. 699.
 asparagus pease, 387.
 green pease-soup, *maigre*, 137.
 green pease-soup, obs. on, 130.
 yellow pease-soup, 138.
 pudding of, 140.
 cheap do., 571.
 young, with ducklings, 325.
 to preserve green, 228.
- Pepper-pot, 148.
- Pepper, cook's or kitchen, 261.
 white seasonings of, No. 335.
 obs. on, 254, No. 313.
 Cayenne, to make, 260.
- Pepper-vinegar, to make, 262, No. 346.
- Perches, to stew, 181.
au vin, or in wine, 382.
à la maître d'hôtel, 382.
 to fry, No. 136, p. 178.
- Perfume, a cheap, 565.
- Perigord pie, 431.
- Pheasants and partridges, to roast, 99.
- Piccalilli, or Indian pickle, 273.
- PICKLES, obs. on, 268, 269.
 to hasten the preparation of, 275.
 to green, 269.
- Pickle, cucumbers to, 270.
 French beans to, 270.
 cucumbers and onions, 270.
 walnuts to, green, 270.
 mushrooms, to, 271.
 onions, 272.
 red cabbage, 272.
 beetroot, 272.
 Indian pickle or piccalilli, 273.
 barberries for garnishing, 274.
 bitter oranges, to, 274.
 lemons, to, 274.
 melons, 249, No. 297.
 cauliflower and brocoli, 274.
- Pickle, nasturtiums, to, 274.
 tomatas, to, 274.
 barberries and sundry vegetables,
 to salt or keep in pickle, 230, 274.
 for beef, pork, etc., 573-581.
 a general, 579.
 for salmon, or Ballyshannon, 166.
 souse, or pickle to keep for cold
 fish, obs., No. 113.
- PRE, a bride's, Scottish, 428.
 a mutton, 428.
 a squab, No. 789.
 a pork, 556.
 a lamb, 428.
 pigeon, 428.
 moorfowl, 429.
 a hare, 429.
 a rabbit, or Fife, 430.
 a chicken, 429.
 giblet, 430.
 partridge, 430.
 a goose, 431.
 a Christmas, 431.
 a rook, 433.
 a sea pie, 433.
 a rich fish, *maigre*, 189.
 lobster, 189.
 eel, mackerel, or herring, No. 162.
 a shrimp or prawn, 190.
 an excellent salt-fish, 190.
 a rich fish, 191.
 partan or crab, 194.
 a tripe, No. 780.
 a game, 429.
 plain veal, 426.
 richer veal, 426.
 a very rich veal, 426.
 beef-steak, 425.
 Perigord, 431.
 veal olive, 426.
 rich veal olive, Scottish, 426.
 calf's head, to eat cold, 427.
 calf's foot, 427.
 apple, 433.
- Pies, gooseberry, 434.
 rhubarb, 434.
 crust for, see *Paste*.
 to glaze crust for, 436.
 sauces for fish, 191.
 savoury jelly for fish, No. 174.
 meat for small, to prepare, 442, and
 No. 692.
 of fruit, crust for, 423-425.
 cherry, currant, damson, plum,
 apricot, raspberry, and goose-
 berry, No. 805.
 tarts of any sort of preserved fruit,
 435.
 mince, common and superlative,
 436, 437.
- Pig, to roast, and sauce and stuffing for,
 87, 88.
 to roast, English mode, 89.
 soup of petittoes, 159.
 head of, to collar, 370.
 Scotch way, 405.
au moine blanc, 369.

- Fig, to dress cold roast, 371
sausages of pig-meat, 332.
to salt, 573-575.
- Pig's cheek stuffed, French mode, 371,
No. 658.
cheek, by a Scotch lady's receipt,
406.
pettitoes, 317.
harslet, No. 53, p. 119.
- Pigeons, to roast, and sauce for, 103.
to broil, 112, 113.
to stew brown, 324.
to ragout brown, 324.
to braise with mushrooms, 322.
to ragout with asparagus, 321.
obs. on ways of dressing, 324.
pie of, 423.
curry of, as No. 534.
soup of, 146.
- Pike, to stuff and bake, 185.
in the French mode, or *à la Genevoise*, 379.
Isaak Walton's receipt for, note, 185.
cold fillets of, *à la maître d'hôtel*, 381.
- Pillau of veal, 412.
of fowl, 412.
- Pine-apple cream, 473.
water ice, 474.
- Pipers, to dress, 186.
- Plaice, to dress, 186.
- Plovers, to roast, 107.
eggs of, in salads, No. 239.
- Pluck, calf's, 301.
lamb's, 332, No. 457.
- Plum-porridge, 411.
- Plum-cakes, 504, 505.
- Plum-puddings, 444, 445.
cheap, No. 1177^a.
- Plum-buns, 512.
- Plums, magnum bonums, to preserve,
497.
greengages, No. 988, p. 497.
damsons for pies and puddings, 495.
- PLEYDEL'S sauce for game, 247.
- Poacher's or Meg Merrilies' soup, 151.
- Podovies, 442.
- Poêle*, to, No. 697, p. 386, 387.
- Potentia, 467.
- Pot-pourri, 564.
- Pope's possett, 528.
- Pope, a hot, spiced wine, note, 527.
- PORK, to choose, 40.
to boil bacon or, 77.
leg of, to boil, 77.
to cure, 573-575, 580.
to roast, 94.
chops, to broil, 111.
chops, to fry, 117.
pie of, 556.
pudding of, 556.
ham, with Windsor beans, 76.
ham, to braise, with Madeira, 75.
hams, to roast, French mode, 370.
sausages of, several kinds, 332.
savaloys, 333.
blood-puddings, 407.
harslet of, 119.
- Pork, porker's cheek, 406.
Hure de cochon, 371.
hams, to cure, 573-576.
to glaze hams, 238.
- Porridge, plum, 411.
leek, 411.
milk, 571.
- Potages*.—See *Soups*.
- Potatoes, obs. on, 218.
to mash, 219.
in various forms, 220, 221.
to roast, 219.
to fry or broil, and note, 219.
Westphalia loaves of, 220.
puddings of, 457, 459.
French mode for nursery dinners,
220.
à la maître d'hôtel, 389.
with hunter's pie, 417, No. 764.
calecannon of, 221.
with lamb-chops, 315.
with beef-steaks, 111.
with salt-fish, 190.
pastry of, 462.
cheap, 571.
for breakfast, 411.
with Irish stew, 417.
substitutes for, 221-224.
- Potato-snow, 220.
balls, 220.
balls, ragout or savoury 220.
collar, 220.
fritters, 220.
soup, 140.
- Pot, to, beef, 295.
veal or game, 295.
veal, 307.
lobsters and crabs, 192.
cheese, 337.
herrings and mackerel, No. 139.
salmon, 167.
cow-head and cow-heels, 404.
to clarify butter for, 115.
- Posset, the Pope's, 528.
ale, 528.
sack, 528.
- Poultices, various kinds of, 563.
- Poultry, to choose, 40.
to fatten, 591.
note on, 72.
to boil and truss, 72.
to roast, 94-99.
to broil, 112.
made-dishes of, 320-327.
sauces for, 242-249.
French dishes of, 372-376.
cold, to dress rissoles and croquets
of, 331, 375.
puddings (*boudins*) of, 385.
forcemeats of, 384, 385.
See also the different heads, *Fowls*
Chickens, etc.
- Powder, horseradish, 259.
mushroom, 259.
anchovy, 259.
of fine herbs, 261.
Prawns, pie of, No. 160, p. 190.



THIS PAGE IS LOCKED TO FREE MEMBERS

Purchase full membership to immediately unlock this page

Get Smart

Over 2,000 years of
human knowledge in
797,885 volumes

Instant access
\$8.99/month

Continue

*Fair usage policy applies

- Raspberry tarts, 434, No. 805.
dumpling, 464, No. 876^a.
Ratafia, common and red, 522.
pudding, 452.
cream, 472.
drops, 501.
cakes, macaroons, 507.
Receipts, useful miscellaneous ones, 592-598.
Red cabbage, to dress, 214.
to pickle, 272.
herrings, to dress, 184.
REDGILL'S sauce for stubble goose or pork, 247.
sauce piquant, for fish or cold meat, 256.
Rennet, to make, 586.
gallino, No. 1204.
Rhubarb-pie, 434.
dumpling, as No. 876.
pasty, as No. 817.
soup, No. 109.
Rice, to boil for curry, 329, 330.
Hindustanee mode, 330.
savoury, for *Gateau de riz*, 506.
puddings of, two kinds, and note, 448, 449.
fritters or pancakes of, 465.
snow-balls of, 485.
buttered, 485.
flummery of, 486, 487.
blancmange, 480.
soufflé of, 487.
apples in, 484.
cake of, for a second course, the *gateau de riz*, 506.
cake of, 505.
sauce of, 246.
soups of, 357.
a cheap soup of, 152.
rice milk, 549, 569.
cheap pudding of, 569.
puddings of, in skins, No. 744.
substitute for, note, 449.
casserole of, French, 343.
casserole of, English, 343.
paste of, for savoury pies, 425.
RICHARD CŒUR DE LION, gourmand
anecdote of, note, 112.
Rissoles, French, 331, 375.
Carême's receipt for, 375.
ROASTING.—CHAP. III. 79.
discourse on, 80.
length of time for, 540.
Roes, prepared cod or salmon, 577.
Roebuck, civet of, 360.
ROGERSON, a celebrated gourmand, note, 257.
Rognons, kidneys, 286, 311, 368, 369.
Roll of beef, veal, or lamb, 333.
Rook-pie, 433.
Roux, or thickening in the French mode, white and brown, 234, 235.
Rout-cakes, 512.
Rum shrub, 529.
Rump of beef, to braise or ragout, 280.
to boil with greens, 68.
Rump à la gellée or à la royale, No. 390.
to braise, or à la mode, 282.
to salt, 576.
as Hamburgh spiced beef, 290.
with glazed onions, à la Française, 361.
another way, 362.
to dress a cold stewed, 362.
as Irish beef, 290.
as hunter's beef, 289.
Rumps and kidneys, sheep's, 311.
rumps, or ox-tails à la mode, two ways, 287.
rump or ox-tail soup, 150.
calves' rumps, 302.
Russian yeast, 517.
Ruglen cream, 551.
Sack or canary cream, 472.
posset, 528.
whey, No. 1074.
Sago milk, 551.
pudding, 449.
as a supper dish, or for invalids, 552.
St Ronan's culinary club, institution of the, 17.
Salads, obs. on, 224.
English summer salad, 225.
lobster salad, 226.
Parisian salad and *Macedoine*, after Carême, 226.
an Italian salad, 227.
boiled salad, 227.
winter salad, 227.
cucumber, to dress as, 228.
game or fowl salad, 374.
salade de grouse à la Soyier, 102.
Indian salad, 228.
uncooked Ravigote, 355.
remoulade, sauce for, 354.
Montpellier butter for ornamenting aspic jelly, 355.
Sally Lunn cakes, 516.
Salmagundi, a, 196.
Salmi of wild duck, 376.
sauce for, 354, No. 509.
of partridges, 376.
sportsman's fashion, 376.
Salmon, obs. on, 161-163.
to boil, 163.
to boil crimp, 164.
to bake, and obs. on, 165.
to pot, 167.
to collar, 167.
to pickle cold, 166, Nos. 113, 114.
to grill, or cutlets of, 165.
other cutlets, or steaks of, 167.
to kipper, 166.
bone of, to grill, note, 165.
to bake salmon trout, 168.
to souse, No. 113.
saumon à la Genevoise, N.B. 380.
sauces for, 165, 166, and Nos. 112, 310, 312, 313.
prepared roe of, 577.
Saloop milk, 551.
Salpiçons, 375.

- Salting, 573-581.
butter, 623, 624.
- Salt fish, to dress ling, tusk, and cod, 174.
pie of, 190.
Provence brandade, 416.
- Sandwiches, obs. on, 335.
to make, 335.
cheese sandwich, 335.
sweet.—See No. 819.
- SAUCES.—CHAP. IX. obs. on, 230-232.
to melt butter for, 232.
to oil butter, 233.
to brown butter, 233.
to thicken butter to sauce pease and other vegetables, or for salads, 234.
to recover oiled butter, note, 233.
to melt butter in cream, 234.
Roux, white and brown, to make, 234, 235.
thickening brown, 235, and note, 235.
beef-gravy for sauces, 236.
savoury brown gravy, 237.
- Sauce, white gravy-sauce, *velouté*, or white cullis, 238.
parsley and butter, 234.
fennel, basil, burnet, chervil, tarragon, and cress sauces, 239.
parsley and celery seed sauce, obs. 239.
salad, No. 233, p. 225.
onion sauce, 239.
brown onion, 240.
sage and onion, 240.
eschalot, 240.
garlic, 241.
Mayonnaise, 241.
Mayonnaise à la gellée, 242.
white mushroom, for fowls, veal, etc., 242.
white celery, for fowls, 242.
brown celery, 243.
horseradish, white and brown, 243.
cucumber, obs. No. 210.
chestnut, for turkey and fowls, 247.
mint, for lamb, 243.
sorrel, 243.
tomata, 243.
French tomata, obs. 244.
apple, 244.
gooseberry, 244.
caper, 244.
mock caper, 244.
Bechamel, or the French white, 245, 352.
Tartar, 245.
olive, for ducks and beef-steaks, 247.
lemon, 245.
miser's, 245.
poor man's, 245.
Carach, 246.
bread, 246.
rice, 246.
egg, for fish or poultry, 246.
PLEYDELL'S, for game, 247.
our own, for game, 246.
Dr. HUNTER'S, for game or cold meat, 247.
- Sauce, REDGILL'S, for stubble goose or pork, 247.
Reform Club, for mutton cutlets, No. 475, p. 310.
Robert, for mutton or pork chops, geese, etc., 248.
lemon and liver, for fowls, 248.
liver and parsley, obs. No. 295.
white fricassées, 248.
the Marquis's, for wild fowl, 249.
game-gravy, obs. No. 296, p. 249.
venison-sauces, Nos. 21, 22, and pp. 249, 250.
turtle-store, 250.
turtle, 250.
store, for steaks, 250.
curry, 250.
chetney or chatné, 251.
Ravigote butter, 355.
the aspic or savoury ornamental jelly, 356.
white hash, 251.
custard for puddings, 251.
wine or caudle, for puddings, 252.
store-pudding, 252.
cream, 457.
ham, or essence of ham, 252.
Duke of York's, note, 258.
MICHAEL KELLY'S, note, 241.
grill, for devils, chops, etc., 255
for boiled turkey, fowls, or veal, 74.
for poultry and game, 246-249.
- Sauces for fish-pies, or for fresh fish, 191.
of shell-fish, and fish-sauces, 253.
lobster or crab, 253.
crab, 253.
sauce à *V'Aurore*, 253.
oyster, for boiled turkey or fish, 253.
shrimp and cockle, 254.
anchovy, 254.
liver, for fish, 255.
a plain fish-sauce, 255.
mackerel roe, 255.
old Admiral's, 255.
Dutch and English fish, 255, 256.
excellent store, English, 256.
the General's, 256.
Dr REDGILL'S *piquant*, for fish or cold meat, 256.
KITCHNER'S store fish, superlative, 258.
store fish-sauce, Highland, 202.
Quin's store fish, 257, 258.
- SAUCES, FRENCH.
liaison, for thickening, 353, No. 595*.
blonde de veau, 351.
grande sauce, 237, 351.
sauce Espagnole, 351.
velouté, 351.
à la Bechamel, 352.
brown Italian, 352.
white Italian, 352.
à la maître d'hôtel, 352.
another, 352.
sauce Hollandaise, for fish, 354.
sauce hachée, 353.
à la Tartare, French way, 353.

SAUCES, FRENCH—*continued*.

- sauce tournée*, 353.
sauce à la plûche, 353.
sauce à l'Allemand, or German, 353.
à la matelote, for fish, 353.
 common *sauce à la matelote*, 354.
remoulade, for salads, 354.
 salmi sauce *à l'Espagnole*, a game sauce, 354.
poivrade sauce, 354.
 Montpellier butter, 355.
 dressed *Ravigote*, or French salad-sauce, 355.
 CAREME'S, for puddings, 447.
 cold or uncooked *Ravigote*, 355.
la ducelle, or mushroom, 356.
 mushroom, Beauvilliers', 355.
Sauer crout, German, 415.
 Sausages, to fry fresh, 118.
 pork, 332.
 Oxford, 332.
 Epping, 332.
 Bologna, imitation of, 332.
 Beauvilliers', 332.
 common beef, 333.
 smoked Scotch, 333.
 with turkey, note, 95.
 Savaloys, 333.
 Savoury patties, 439–442.
 crust for, 439.
 rice crust for, 425.
 jelly for fish-pies, No. 174.
 pies, obs. on, 423, 424.
 pies, 423.
 toasts, 335, No. 554.
 Savoys, to boil, 208.
 Savoy cake, 507.
 Scallops, oyster or cockle, 199.
 of beef, No. 423, p. 293.
 of cold chicken, 375.
 of potato, No. 220, p. 220.
 SCOTCH DISHES, 396.
 haggis, 393.
 lamb's haggis, 398.
 calf's haggis, 398.
 haggis royal, 399.
 fat brose, 399.
 kail-brose, 399.
 cock-a-leekie, 399, 400.
 inky-pinky, 295.
 hotch-potch, 400.
 winter hotch-potch, 401.
 leek-porridge, 411.
 plum-porridge, 411.
 skink, an old-fashioned soup, 401.
 friar's chicken, 402.
 fish and sauce maigre, 402.
 dishes, favourite family, 402.
 crappit heads, 407.
 barley broth, 153.
 boiled gigot, 69.
soup à la Meg Merrilies, 151.
 sheep's-head broth, 408.
 sheep's-head pie, obs., 410.
 pan-kail and kail, 411.
 old Scotch brown-soup, 131.
 old *soupe à la reine*, 131.

- Scotch dishes, Scotch hare-soup, 144.
 knuckle of veal soup, 149.
 minced collops, 403.
 venison, veal, and hare minced, 404.
 venison-collops, 317.
 red and roe deer, to roast, 91.
 collops in the pan, 116.
 lamb's stove, 316.
 lamb's head dressed, 410.
 calf's or lamb's head and pluck ragout, 304.
 lamb's liver, 119.
 beef-heart, 288.
 eggs, dish of, 340.
 howtowdie and drappit eggs, 404.
 rabbit curry, 414.
 rabbit of cheese, 338.
 veal flory, No. 785, p. 426.
 bride's pie, 428.
 pig, to roast, 405.
 pig's cheek, 406.
 poor man of mutton, note, 314.
 shoulder of mutton, Scotch lady's receipt, 309.
 friar's venison, 312.
 tripe, to fry, 406.
 Glasgow tripe, 406.
 white-suet and blood-puddings, 405, 407.
 fitless cock, 407.
 shortbread, 507.
 sour-milk crowdie, 552.
 petticoat-tails, 510.
 Athole brose, 529.
 auld man's milk, 529.
 hot-pint, 527.
 diet loaf, 506.
 bun, 512.
 cod's head and shoulders, 171.
 hatted kit, 551.
 Corstorphine cream, 551.
 Sea-kale, No. 190, p. 205.
 French mode, 388.
 Sea-pie, 433.
 Shallot wine and vinegar, 263.—See *Eschalot*, 264, No. 337.
 Shap zigar cheese, imitation of, 589.
 Sherry coblers, mint julep, gin-slings, 525.
 Shortbread, Scottish, 507.
 Derby short cakes and pikelets, 511.
 Shrimp-pie maigre, 190.
 sauce, 254.
 Shrimps, to butter, 194.
 to pot, 193.
 Shrubs, rum, brandy, and currant, 529, 530.
 Sippets, to fry and cut, No. 57; for borders, 342, 343.
 Skate, to choose, note, 175.
 to boil, 175.
 another way, 176.
 to tease, 175.
 to crimp, 176.
 soup of, 571.
 sauces for, No. 192.
 French way of dressing, obs. No. 133.
 to parboil and grill in slices, No. 131.



THIS PAGE IS LOCKED TO FREE MEMBERS

Purchase full membership to immediately unlock this page

SAVE \$3,999,994

Did you know we sell
paperback books too?

To buy our entire catalog
in paperback would cost
over \$4,000,000

Access it all now for
\$8.99/month

*Fair usage policy applies

Continue

- Soups, cray-fish-soup, 157.
 forcemeat for fish-soups, or for stews
 of fish, 158.
 eel-soup, 158.
 Scotch fish-soups, 402.
 fish turtle-soup, 187.
 cheap-soups, 568-571.
 Aberdeenshire skate-soup, 571.
 crusts for soups, 140.
 Sowens or flummery, 550.
 Spices, cook's, or kitchen, 261.
 Spiced wines, note, 527.
 Spinage, to dress, 208.
 with sorrel, No. 212.
 soup of, No. 64, *in jus*, No. 197.
 for greening soups, No. 75.
 Sprats, to broil, 184.
 to fry, 183, 184.
 Sprouts, Brussels, to dress, 208.
 Spruce-beers, 538.
 Steaks, beef, 109-111.
 with potato, 111.
 with cucumber, 111.
entre côte de bœuf, 360.
 mutton, 111, 310.
 pork, 111.
 to fry, 116.
 salmon, 165.
 French mode, 167, No. 118.
 beef, to fry, 113.
 pudding of, 461.
 lamb, 314.
 Steaming, obs. on, 67.
 Stewing, obs. on, 279.
 SOUP AND STEW, OR MOUTHFUL SOUPS,
 141-154.
 note on, 151, 152.
 stew, Irish, 417, 418.
 Stock, plain, 127.
 stronger, the French *consommé*, 128.
 richer, high-flavoured, 128.
 very strong, *grand consommé*, 128.
 Stuffings for poultry, 74; for veal, Nos.
 23, 24, 27, 28.
 for fowls, notes, pp. 95-97; Nos. 516,
 522, and pp. 321, 323.
 and forcemeats, 259.
 for pigeons, No. 33, pp. 103, 324, 428.
 for lamb, 93.
 for goose, 97.
 for hare, No. 35, and p. 104.
 for young pig, 94.
 for pig's face, 371.
 for pike, 185.
 for carp, 185, No. 149.
 for haddocks, 178.
 for crappit heads, 407.
 for turkey boiled, 74.
 for roast turkey, 94-97, and note, 95.
 Strawberries, to preserve, 499.
 jam of, 492.
 cream of, 473.
 iced cream of, 474.
 Sturgeon, to dress, and sauce for, 175.
 Suet, to clarify, for frying, 115.
 rich paste of, for meat-pies, 421.
 dumplings of, 463, 464.
 Sugar, to boil for preserves and confec-
 tions, 490.
 to clarify, 490.
 candy, four degrees of, 490.
 devices and ornaments of, 502.
 water of, or *eau sucré*, 529.
 milk of, or *lait sucré*, 529.
 browning of, or sugar-catsup for
 browning made-dishes, 268.
 uses of, in curing meat, 614.
 in kippering salmon, 166.
 Sughlio, or gravy of beef extracted in
 wine, note, 419.
 Suppers, company, 61.
 dishes for, 62.
 Sweetmeats, directions for, 488-490.
 Sweet patties, No. 831, p. 442.
 Sweet and ornamental dishes, obs. on,
 468.
 Sweetbreads, of veal, to dress, 302.
 to fry, 119.
 to ragout, 302.
 with mushrooms, 365.
 of lamb, 315.
 cold, to dress, 316.
 SWIFT, DEAN, quoted, note, 213.
 Swiss apple-pudding, 454.
 Syllabub, whipt, 481.
 Windsor, 481.
 Staffordshire, 482.
 Somersetshire, 482.
Tabella Cibaria quoted, note, 197.
 Tables, observations on laying out super-
 tables, 61.
 TABLE OF TIME for cookery, 540-542.
 Tablets, ginger, cinnamon, lemon, etc.,
 500.
 Tapioca-pudding, 449.
 Tartar-sauce, 245, 353.
 mustard, No. 362, p. 265.
 Tarts of fruits, and of preserved fruits,
 435-439.
 obs. on ornamenting, No. 808.
 Tartlets, 435.
 Tea-cakes, 509-513.
 Tea, beef, veal, and chicken, 554, 555.
 Temperature of cream to churn, 587.
 of milk to make cheese, 587.
 of water for baths, 564.
 Tench, to fry, No. 136.
Tendons de Veau, 363.
 Thickening, to make, for made-dishes,
 235.
 to thicken butter, 234.
 to thicken gravies, obs. 235.
 Thinnings of fruit for preserves, 495.
 Tincture of lemon-peel, 260.
 of cloves, nutmeg, allspice, cinna-
 mon, 260, No. 332.
 of arnica, 598.
 aromatic, 531.
 Toasts, savoury, several kinds, 335.
 to butter, for roast game, 99.
 Toast and water, 562.
 Toffee, and hardbake, 502.
 Tomatas, or love-apples, to dress, 211.

- Tomata-sauce, 243.
 pickle or catsup of, 267, 274.
- Tongues, to salt, 576.
 to stew, 286.
 to glaze, 238.
 scarlet, No. 397, p. 314.
à la braise, 360.
en miroton, 360.
 sheeps', 312.
 roots of, No. 1187.
- Trifle, an elegant, 478.
 gooseberry, or apple, 479.
- Tripe, and cow-heels, to boil, 78.
 to boil, French mode, 79.
 to fry, 120.
 Scottish way, No. 743.
 Glasgow and Birmingham, 406.
 Irish, 418.
 French mode, 362.
 pie of, obs, No. 780, p. 425.
- Trotters, sheep's or lamb's, to stew, 312.
- Trotters, French way, 369, No. 653.
- Trout, to bake salmon or, 165.
 another way, 166.
 to stew, 181.
à la Genevoise, 379.
 to fry, 178.
 sauce *à l'Aurore*, for, 253.
- Truffles, to stew, in champagne, or serve in croutons, 217.
- TUSSEK, maxims of, 572.
- Turbot, to choose and boil, 168.
 note on, 168.
 sauces for, 169.
 garnishing for, 169.
 to keep and dress cold turbot, obs. No. 120, p. 169.
 an excellent small dish of brill or, 170.
 to stew filets of, 181.
à la crème d'Anchois, Soyer's way, 380.
 cold, *à la crème (gratiné)*, 380.
 filets of, French mode, or *au gratin*, 382.
 roe of, French dish, 383.
 sauces for, Nos. 308, 312, 313.
- Turkey, to roast, fowls, and game, 94.
en galantine, 386.
 head on stuffing for, 95, 96.
 stuffing for, French fashion, 97.
 to boil, and to stuff a boiled one, 74.
 to stuff and roast, 94-97.
 with sausages, note, 95.
 with chestnuts, 95.
 with oysters, 95.
 devil of, No. 550, note, p. 334.
 patties of, 441.
 pulled, 324.
 to braise, No. 520.
 to dress the gizzard of, No. 550.
Dindon en daube, 372.
 sauces for, Nos. 268, 269; for boiled, No. 311.—See also, pp. 245-248.
- Turnips, to dress, 209.
 to mash, or *purée* of, 210.
- Turnips, French way for the second course, 209.
navets vierge, 339.
- Turtle, mock, 306.
- Turtle-soup, mock, 142-144.
- Turtle, fish, 187.
 sauce, 250.
 balls for turtle-soup, 144.
- UDE, M., quoted, notes, 163, 182, 309.
 his ham, 615.
- Udder beef, 289.
- Unfermented bread (Dr Pereira's), 515.
- Usquebagh, or Irish cordial, 523.
- Vanilla cream, 471.
- Vauxhall carver of hams, note, 106.
- Veal, to choose, 40.
 French dishes of, 362-367.
 to boil, 72.
 to roast, loin and breast, 91, 92.
 stuffing for, note, 92.
 French manner of dividing the fillet, 362.
 to stuff and stew a fillet of, 296.
 to stew a breast, 296.
 to ragout a breast or tendons, 297.
 to ragout a knuckle, 299.
 to braise a neck or other piece, 299.
 bachelor's stew of, 285.
 a fricandeau of, 298.
 fricandelle of, 413.
 a loin of, *à la daube*, 300.
 a haricot of, 300.
 a Granada of, 300.
 cutlets, English and French ways, 116.
 Maintenon cutlets, 301.
 cutlets *à la Venetienne*, 367.
 cutlets *à la Chingara*, 366.
au jambon, 367.
 olives of, 297.
 Scotch collops, 298.
 various modes of dressing, No. 446.
 to jug, 303.
 bubble and squeak of, 295.
 pillau of, 412.
grenadins de veau, 363.
noix de veau en bedeau, 363.
tendons de veau, 363.
 calf's head to curry, 364.
 boudins of cold, 365.
blanquettes of, 366.
blanquettes, with cucumbers, 366.
à la Paysanne, 366.
 loin, *à la Bechamel*, 367.
 to pot, Nos. 431, 436.
 to dress veal sweetbreads, 302.
 sweetbreads, to ragout, 302.
 sweetbreads, with mushrooms, 365.
 cold sweetbreads, to dress, 366.
 veal, *à la mode*, 282.
 cake of, 303.
 calves' tails, to dress, 302.
 calf's liver, with herbs, 366.
 calf's liver, 302, 303.
 liver, with bacon, to fry, 120.

Veal, kidney, 303.
 pluck, 301.
 heart, to dress, 302.
 ears, French mode, 365.
 calf's brains, à la *Ravigote*, 364.
 calf's brains, à la *maitre d'hôtel*, 365.
 calves' feet, to dress, 306.
 jelly of calves' feet, 475.
 head, plain, 304.
 head and ragout, Scotch, 304.
 head, to fricassée, 305.
 to hash, 305.
 mock turtle of, 306.
 mock turtle-soup of, 142-144.
 to collar a head, No. 416.
 made-dishes of cold, 307.
 to ragout cold, 307.
 to hash cold, 307.
 to mince cold, 307.
 Dunelm of cold, 307.
 roll of, 333.
 pies of, 426-428.
 a plain pie, 426.
 a richer pie, 426.
 a very rich pie, 426.
 olive-pie of, 426.
 rich olive-pie, 426.
 calf's head pie, to eat cold, 427.
 calf's feet pie, 427.
 bride's pie of calves' feet, 428.
 patties of veal and ham, 441.
 soup of knuckle, 149.
blonde de veau, 351.
 fricandelle, 413.
 minced collops of, 403, No. 734.
 sausages of, with pork, etc., 332,
 No. 543.
See also Index, Article CALVES.

VEGETABLES AND ROOTS.—CHAP. VIII,
 203-230.

broccoli and cauliflowers, to boil and
 dress, 205.
 cauliflower with Parmesan, 205.
 asparagus, sea-kale, and salsify,
 205, and note, 206.
 French modes of dressing vege-
 tables, 337-391.
 artichokes, to boil, 206.
 artichokes à l'*Italienne*, 388.
 artichoke-bottoms, en *canapés*, 388.
 Jerusalem artichokes, 207.
 green pease, to boil, 207.
 French mode, 388.
 Windsor and other beans, 207.
 with ham, 96.
 French way, or à la *Poulette*, 389.
 French beans, 208.
 cabbage, greens, savoy, Brussels
 sprouts, 208.
 spinach, 208.
 turnips, 209.
 French mode, 209.
 to mash, 210.
 turnips, *navets vierge*, 389.
Macedoine of roots, 387.
 carrots, to boil, 210.

Vegetables and roots, Flemish way, 211.

parsnips, No. 201, p. 210.
 gourds, fried, 211.
 another way, 211.
 skirrets and sconzoneras, 211.
 tomatas, 211.
 beet-roots, 212.
 to stew and roast onions, 212.
 vegetable curry, 213.
 marrow, or gourds, 160, 211, 553.
 to stew cucumbers and celery, 213.
 to stew red cabbage, 214.
 to stew sorrel for fricandeaux, 215.
 mushrooms, observations and note,
 215, 216.
 to stew or ragout mushrooms, white
 or brown, 216.
 to grill, 217.

*For vegetables as made-dishes, see
 the respective Articles in Index.*

potatoes, receipts, 218-221.
 calecannon, 221.
 salads, 224-228.—*See head Salads.*
 grouse *salade*, 102.
 game salad, 374.
 to salt, 230.
 to preserve in various ways, 228.
 to pickle, 268-273.

See Pickles, Index.

herbs and seeds to dry for kitchen
 use, 229.

Venus's jelly, 477.

Velouté, or white cullis, 238.

Venetienne, *cotelettes à la*, 367.

rabbits à la, 372.

Venison to keep and roast a haunch or
 shoulder of, in the English mode,
 89.

notes on, 89.

to boil, 72.

red or roe deer, to roast, 91.

collops of, Scottish way, 120.

another way, 317.

Oxford John of, 317, 332.

to stew a shoulder, 317.

to bake, 317.

civet of, 317.

made-dishes of venison, 317, 318.

minced collops of, Scottish, 404.

civet of roebuck, 360.

to stew cold, 318.

to hash, 318.

soups of, poacher's, or à la *Meg
 Merrilies*, 151, and No. 90.

stew soup of dressed, observations,
 No. 505.

pasty of, 432.

Venison, crust for pasty of, 425.

sharp and sweet sauces for, and
 gravy, 90, 249.

melon-pickle for, No. 297.

Verjuice, 262.

Verder or milk punch, 524, 526.

Vermicelli pudding, 452.

Vermoute, or wormwood wine, 528.

Victoria pudding, 454.

Vinegars, household, 261.



THIS PAGE IS LOCKED TO FREE MEMBERS

Purchase full membership to immediately unlock this page

Get Smart

Over 2,000 years of
human knowledge in
797,885 volumes

Instant access
\$8.99/month

Continue

*Fair usage policy applies

MISCELLANEOUS RECEIPTS.

Preparations for the Dressing-Room.

Pot Pourri, 564.
 Eau de Cologne, two ways, 564.
 A cheap perfume, 565.
 Thieves' vinegar, 565.
 Rose-vinegar for salads, or for the toilet,
 565.

Lavender vinegar—French, 566.
 Honey-water for the hair, 566.
 Cold cream for the skin, 566.
 Lip-salve, 566.
 Paste for chopped hands, 566.
 Medium temperature of baths, 564.

A Selection of Useful Miscellaneous Receipts for Cleaning and Preserving Furniture, Clothes, etc.

To scour carpets, 592.
 To wash chintz furniture, shawls, etc.,
 593.
 To clean printed calico furniture, 593.
 To scour blankets, 593.
 To wash silk stockings, 593.
 To take spots of paint from cloth and
 silks, 593.
 To take greasy stains out of silk, 593.
 To take out iron mould, 593.
 To take out stains of wine, fruit, etc.,
 594.
 To remove mildew, 594.
 Clothes-closets, 594.
 Bonnet-boxes, 594.
 Fur,—to preserve, 594.
 Ink-spots, to take out, 594.
 To clean marble slabs and chimney-
 pieces, 594.
 To clean papered rooms, 594.
 To clean paint, 594.
 To take grease from papered walls or
 books, 594.
 To clean floor-cloths, 595.
 Fomentations, 563.
 Fumigation of rooms, 563.
 Filter for water, substitute for, 564.
 Bottle-wax, 540.
 To polish furniture, 595.

To polish mahogany, etc., in the Italian
 manner, 595.
 To preserve polished steel, 595.
 To clean steel grates, 595.
 To clean brass grates, fire-irons, etc.,
 595.
 To clean knives and forks, 595.
 To clean plate and plated articles, 596.
 To clean pewter vessels and tin covers,
 596.
 Directions for cleaning Britannia-metal
 goods, 596.
 To preserve gilding, 596.
 To clean looking-glasses and plate-
 glass, 596.
 To wash wine-decanter, 596.
 To clean japanned goods, 597.
 To get oil out of wood and stone, 597.
 To take rust out of fire-irons, 597.
 To clean china and glass, 597.
 To take stains out of mourning-dresses,
 597.
 To clean black silk dresses, 597.
 An excellent shoe-blackening, 597.
 Liquid Japan-blackening, 597.
 Scalds and burns, 597.
 To extinguish fire in female dresses,
 598.

THE END.

EDINBURGH: PRINTED BY OLIVER AND BOYD,

ROBERTSON'S COURT.

