

Versant 180i Press

The New Building Blocks of Opportunity

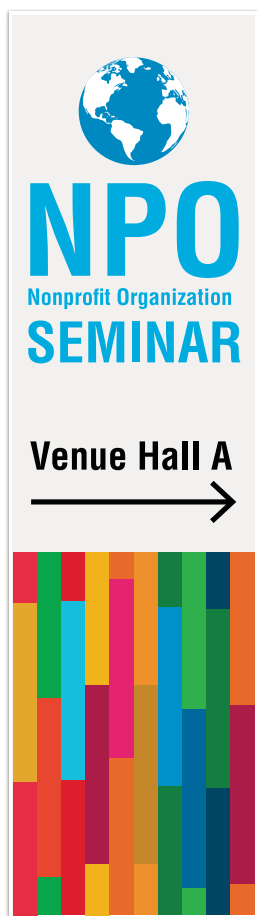


FUJIFILM
Value from Innovation


FUJI xerox 

Further Improvements to the Versant Series. Versatile Media Handling from Long Paper to Heavyweight. Features from the Most Advanced Production Printer Condensed into One Compact Body.


Versant 180i Press prints photos, text, and various document types in high resolution quickly and accurately. In addition to the attractive finishing features of the Versant series, it can also handle long paper, heavyweight paper, and a wide variety of applications. It comes in a compact size with full office functions.




Long Paper (1200 mm)



Envelope Heavyweight (400 gsm) Postcard Ticket Business Card



Square Fold / Face Trim Cover / Sheet Insertion Full Bleed Trim



Crease Long paper (864 mm) 2 Sided



Versant 180i Press



Note: Samples in this catalog include those that require separate finishing.

Versatility & Productivity

Top-Level Productivity and Versatility with Endless Possibilities

Maximum Speed at 80 ppm, Fast Printing even for Long Paper and Mixed Jobs

The high-performance print engine achieves excellent productivity of 80 ppm*1. Image quality adjustment is also optimised during changing of paper and there is no downtime when printing mixed jobs*2 of coated and uncoated paper. High utilisation rate is achieved. The new Air Suction Feeder also prints long paper of 330 x 1200 mm at 12 ppm. Long paper printing is 2 times*3 faster (in-house comparison).

*1: 52 to 220 gsm, A4.

*2: When same paper size and speed priority mode is selected.

*3: Comparing productivity of Versant 180 Press printing on 330 x 660 mm long paper.

Maximisation of Printer Productivity with GX Print Server 2 / GX-i Print Server 2

Print server processes high capacity jobs rapidly at high resolution of 1200 x 1200 dpi, 10 bit. It handles variable printing and other high capacity jobs effortlessly and fully maximises the high productivity of the printer.

“Middle Data Format” Suppresses Capacity and Processes Jobs at High Speed

Text and images are automatically determined and managed in object units. High image quality jobs of large data capacity are processed at high speed while retaining image quality and suppressing the capacity.

High-Speed Processing Achieved through the “RIP Accelerator Board” Hardware

High-speed tuning is achieved at the hardware level, thus enabling the printer to perform at a faster speed than the physical specification of the server.

Note: Standard equipment.

“High-Speed Serial Transfer Technology” from Print Server to Printer

Data processed at the print server is transmitted to the printer at 4.25 Gbps/channel* broadband. Errors are automatically detected and corrected, and high reliability is assured.

*: 2 channels used in 1 colour.



Related Information



Supports Long Paper of Maximum 1200 mm

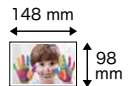
The printer supports a wide variety of paper sizes, from 98 x 148 mm to 330 x 488 mm. The Multi Sheet Inserter for Banner Print* is equipped for all configurations and printing on long paper (330 x 660 mm) is also supported. The printer can handle options such as one-sided long paper printing (330 x 1200 mm) and Duplex Automatic Print of long paper (330 x 864 mm), thus expanding its capability for new applications and business.

*: The configuration directly connected to the printer supports long paper of 330 x 1200 mm (330 x 660 mm paper for Duplex Automatic Print).

Supported sizes



330×1200 mm



Able to Handle Various Paper Weight from 52 gsm to 400 gsm

The printer handles a wide selection of media, from thin folded flyers to thick business cards. It also supports heavyweight long paper of up to 350 gsm*. It is able to meet a wide range of customer needs with its impressive paper handling ability and versatile printing possibilities.

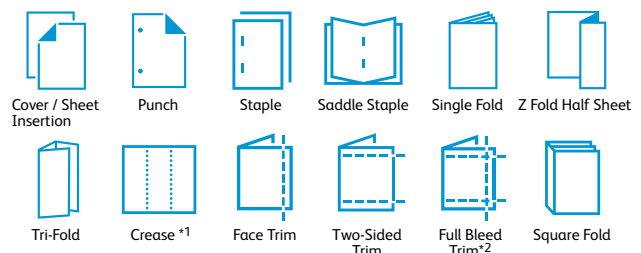
*: For one-sided printing of long paper of up to 330 x 660 mm from the optional Air Suction Feeder C1-DSXL or Chained Air Suction Feeder C1-DSXL-L. The supported paper weight differs depending on the feeder and paper length. For details, please check “Functions & Specifications”.

Wide Variety of Finishing Options

Versant 180i Press offers a wide variety of finishing options, including A3 Cover Sheet Insertion, Punch, Staple, Saddle Staple, Single Fold, Z Fold Half Sheet/ Tri-Fold, Crease, Face Trim, Full Bleed Trim, and Square Fold. Your jobs are easily completed from print to finishing. It provides automation that keeps you productive while saving time in printing production.

Note: Optional.

Finishing Applications



*1: Up to 5 creases are possible for mountain fold and valley fold.

*2: Full Bleed Trim is performed for Two-Sided Trim and Face Trim.




New Air Suction Feeder Ensures High Productivity, Reliability, and Paper Versatility

New Proprietary Technology Enables Continuous Feed Sheet by Sheet for Various Paper Types

The newly developed Air Suction Feeder uses an air suction method to handle paper. With our proprietary shuttle head shape and mechanism that draws up the paper strongly using a small amount of air, it easily separates and delivers various paper types sheet by sheet efficiently. This mechanism improves feed performance for paper types where traditional feed methods cause stress, such as paper with a lot of paper dust, pre-printed paper for offset printing using powder, paper with uneven texture, and coated paper that is prone to sticking. Stable and high-speed feed is achieved for various paper types, from lightweight to heavyweight, small-sized paper and long paper. The Air Suction Feeder*1 also supports continuous printing of long paper. It can load 100 sheets*2 of 330 x 1200 mm long paper and 800 sheets*2 of 330 x 864 mm long paper.

*1: Air Suction Feeder C1-DSXL, Chained Air Suction Feeder C1-DSXL-L *2: 90 gsm paper.



Quality & Reliability

High Image Quality, Automatic Processing Technology, Reliable System Maximising Uptime

Professional 2400 dpi High Quality Resolution

The VCSEL-ROS delivers print resolution of 2400 dpi and the energy-efficient EA-Eco toner* achieves synergistic effect with toner volume control according to the coated or uncoated paper to deliver high image quality similar to offset printing.



*: Emulsion Aggregation-Eco Toner.

Clear Printing of Small Texts and Thin Lines

Edge enhancement:

Jaggy, which tends to occur on midtone texts and lines, is suppressed by screen processing on contours, reproducing crisp texts and lines.



Adjust Invert Text/Line Weight:

In these processes, the press mitigates crushing of white texts and fattening of black texts when the texts are small. Several levels of toner amount are available for selection for applying to the contour, so that you can set a desirable balance for better readability of texts.



Adjust Invert Text / Line Weight OFF



Adjust Invert Text / Line Weight ON

1200 x 1200 dpi x 10-bit RIP Rendering

RIP resolution of 1200 x 1200 dpi and lossless compression reproduces vibrant colours without compromising the quality of the original image. 10 bit processing delivers smooth gradation.

Auto Correction of Photos According to the Shooting Condition and Purpose

NIE* is used to automatically correct the contrast and colour balance of images taken with digital cameras if they appear dark, undersaturated, and colour is unbalanced. A wide variety of images can be corrected, such as colour-fogged photos taken under fluorescent lights, photos to show freshness, and photos to emphasise high definition.



*: Natural Image Enhancement



Emphasise Image Vibrancy OFF



Emphasise Image Vibrancy ON

Stable Colour Reproduction with 3D Calibration

To counteract colour fluctuations caused by temperature and humidity, Versant 180i Press provides both simple calibration using scanned colorimetric charts, as well as highly sensitive calibration using a spectrophotometer*1. It supports stable colour reproduction with the high-resolution 3D calibration*2 and feedback feature that supports both single and mixed colours.



*1: Optional i1® Pro 3 from X-Rite, Inc.

*2: Only with i1® Pro 3

Selectable Screens According to the Object

Various screens are available for selection according to the object such as text or photo. Use our proprietary FM screen when moire patterns appear. The FM screen minimises graininess with appropriate dotdeployment according to the characteristics of xerography and renders smooth image quality.



AM Screen



FM Screen

Powerful Office Functions for Smooth Performance

Print

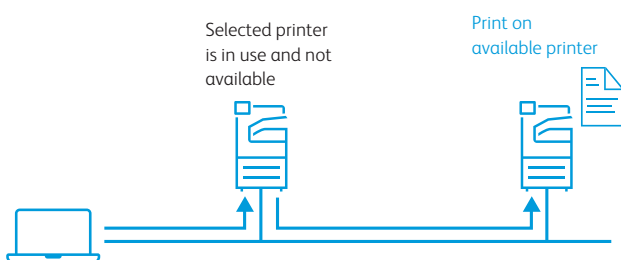
Supports Various Print Output

You can print office documents directly from your Windows PC without accessing the print server. After a job has been sent to the printer, you can choose private print*1 with authentication, or select the Server-less on-demand printing*1*2 feature to print it from any machine on the network on-demand.

*1: Operation in Authentication Mode is required.

*2: Optional. Server-less on-demand printing is possible for print jobs only without accessing the print server. Multi-model Print Driver 2 must be used.

Server-less on-demand printing



Scan

Supports Various File Formats and Processing

Scan data can be converted to into TIFF, JPEG, DocuWorks document, PDF, and XPS*1 before sending as e-mail or saving to the computer. You can also convert scanned documents to searchable text with OCR*2, compress data to reduce transmission load, and set password in scanned documents. Scanned data can also be saved directly to USB memory*2.

*1: XML Paper Specification

*2: Optional.

SIQA* Saves Time with Streamlined Adjustment

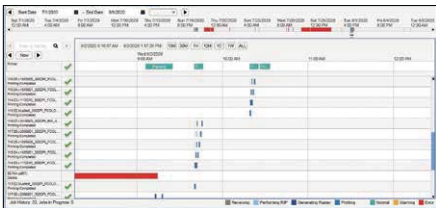
By scanning special charts, SIQA will automatically calibrate the adjustment values suitable for image-to-media alignment, density uniformity adjustment and image transfer adjustment. With SIQA, operators no longer have to go through the time-consuming and iterative procedure of having to print, measure and manually adjust individual settings. This increases machine utilisation rate and improves document image quality.



* :Simple Image Quality Adjustment.

Easy Error Confirmation with Visual Log Display

The print server is equipped with a timeline function that displays job and printer status and history in chronological order. User job logs can also be easily checked on the screen, allowing for swift action when errors occur.



Timeline screen

Reliable Support System Remote Services*

Fuji Xerox Remote Services increase machine reliability, uptime, and productivity — making it easier for us to help you make your business stronger. Our Remote Services seamlessly integrate support systems and tools with highly skilled support teams across the globe. These connections enable us to provide proactive and relevant problem resolutions through robust underlying knowledge and comprehensive product understanding.

- Transmit machine data to provide preventive maintenance, predict machine failure, and reduce the time to fix problems.
- Monitor supplies and consumable levels (such as toner) and automatically deliver them, saving time and ensuring you have what you need to keep printing, when you need it.
- Automatically report billing meters saving time and improving accuracy.



* : Availability depends on location.

Error-Notifying Attention Light

The attention light notifies users of alerts from the printer such as paper jam or out of toner or error status of the print server by lighting up or blinking. As the warning lights of the printer and print server light up at different positions, users can easily check the error at one glance.



Note: Optional.

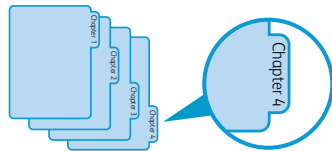
Copy

Wide Variety of Copy Functions

- Mixed Size Copy
- Add Cover
- Booklet
- Multiple-Up
- Poster

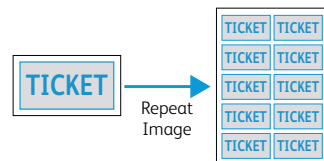
●Copy to Tabbed Paper

You can copy on the tabs of the tab stock paper.



●Repeat Image

You can copy a specific number of the original image repeatedly on one sheet of paper.



Management / Security

Links Up with Remote Authentication Server

The authentication function prevents unauthorised access and non-permitted users from using the Multifunction Device. It also calculates the total usage of each user from the Job History. As user information from the Authentication Server is available on the Versant 180i Press, it allows efficient authentication management without having to perform Authentication Settings for every Multifunction Device. The IC card reader* also allows authentication by swiping the IC card.

* : Optional.

Various Options Available According to Needs

Feeding Options (Max. 10300 sheets)

One High Capacity Feeder Configuration



High Capacity Feeder B1-S
 Air Assist
 Multifeed Detection
 Cabinet
 52 to 300 gsm
 2000 sheets x 1 tray



High Capacity Feeder C3-DS
 Air Assist
 Multifeed Detection
 52 to 350 gsm
 2000 sheets x 2 trays



Air Suction Feeder C1-DS
 Air Assist
 Multifeed Detection
 52 to 400 gsm
 2100 sheets x 2 trays



Air Suction Feeder C1-DSXL*1
 1200 mm Long Paper*2
 Air Suction
 Multifeed Detection
 52 to 400 gsm
 800 sheets + 2100 sheets



HCF B1
 A4 size
 64 to 220 gsm
 2000 sheets x 1 tray



Multi Sheet Inserter for Banner Print
 1200 mm Long Paper*3
 600 mm Long Paper*4
 52 to 300 gsm
 250 sheets

Two High Capacity Feeder Configuration



2nd High Capacity Feeder C1-DS + High Capacity Feeder C3-DS
 Air Assist
 Multifeed Detection
 52 to 350 gsm
 2000 sheets x 2 trays x 2 units



Chained Air Suction Feeder C1-DS-L + Chained Air Suction Feeder C1-DS-R
 Air Suction
 Multifeed Detection
 52 to 400 gsm
 2100 sheets x 2 trays x 2 units



Chained Air Suction Feeder C1-DSXL*1 + Chained Air Suction Feeder C1-DS-R
 1200 mm Long Paper*2
 Air Suction
 Multifeed Detection
 52 to 400 gsm
 800 sheets + 2100 sheets + 2100 sheets x 2 trays

Note: The Multi Sheet Inserter for Banner Print is equipped for all configurations.

For Multi Sheet Inserter for Banner Print only configuration and HCF B1 configuration, the options are fitted to the printer.

For all other configurations, the options are fitted at the top of the High Capacity Feeder.

*1: Long paper feeding is possible only at the upper tray.

*2: During 1 Sided Printing. Up to 330 x 864 mm during Duplex Automatic Print.

*3: When fitted to the printer. During 1 Sided Printing. Up to 330 x 660 mm during Duplex Automatic Print.

*4: When fitted at the top of the High Capacity Feeder.

Output Options (Max. 9000 sheets)



Offset Catch Tray
 Offset Stack



Long Catch Tray
 Long Paper Stacking



Crease / Two-sided Trimmer D2
 Two-Sided Trim
 Crease



Interface Decurler Module D1
 Real Time Curl Correction



Inserter D1
 Cover / Sheet Insertion



High Capacity Stacker A1
 5000-sheet of Offset Stacking
 Stacker Cart
 Long Paper Stacking*1



Finisher C3 / Finisher C3 with Booklet Maker
 Sort / Stack
 Staple
 Punch*1
 Saddle Staple / Single Fold*2
 Z Fold Half Sheet / Tri-Fold*3



Finisher D6 / Finisher D6 with Booklet Maker / Finisher D6 Plus
 Sort / Stack
 Staple
 Punch*1
 Saddle Staple / Single Fold*4
 Z Fold Half Sheet / Tri-Fold*5
 Long Paper Stacking*1



SquareFold Trimmer D1
 Face Trim
 Square Fold

Note: For options and trays that can hold long paper output, please check "Functions & Specifications".
 Note: For 3rd Vendor Finisher, please contact your local Fuji Xerox representative.

*1: Optional.

*2: For Finisher C3 with Booklet Maker.

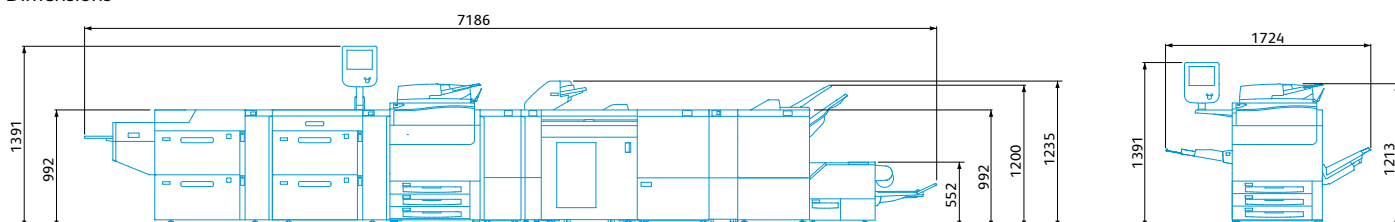
*3: When Folder Unit CD1 is fitted.

*4: For Finisher D6 with Booklet Maker.

*5: When Folder Unit CD2 is fitted.

Dimensions

(Unit: mm)



Note: The dimension diagram includes the width of connectors and protrusions between the printer unit and various options.

Versant 180i Press Functions & Specifications

Basic Specifications / Print Function

Item	Description
Type	Console
Colour Capability	Full Colour
Printing Resolution	2400 x 2400 dpi
Continuous Print Speed ¹	A4 80 ppm A3 44 ppm
Paper Size ^{2,3}	Tray 1, 2, 3 Standard size: Max A3, Min A5 Custom size: 140 x 182 mm to 330 x 488 mm
	Bypass Tray (Tray 5) ⁴ Standard size: Max A3, 11 x 17", Min A6 Custom size: 98 x 148 mm to 330 x 1200 mm ⁵
Paper Weight	Tray 1, 2, 3 64 to 256 gsm Bypass Tray (Tray 5) ⁴ 52 to 300 gsm ⁶
Paper Tray Capacity ⁷	Standard 550 sheets x 3-tray Optional Multi Sheet Inserter for Banner Print : 250 sheets HCF B1 / High Capacity Feeder B1-S: 2000 sheets x 1-tray High Capacity Feeder C3-DS / 2nd High Capacity Feeder C1-DS: 2000 sheets x 2-tray Air Suction Feeder C1-DS ⁸ : 2100 sheets x 2-tray + 250 sheets Air Suction Feeder C1-DSXL ⁸ : 800 sheets ⁹ + 2100 sheets + 250 sheets Chained Air Suction Feeder C1-DS-R + C1-DS-L ⁸ : 2100 sheets x 2-tray x 2-connection + 250 sheets Chained Air Suction Feeder C1-DS-R + C1-DSXL ⁸ : 2100 sheets x 2-tray + 800 sheets ⁹ + 2100 sheets + 250 sheets
	Max 10300 sheets (Standard + Chained Air Suction Feeder C1-DS-R + C1-DS-L)
Output Tray Capacity ^{7,10}	500 sheets (A3)
Power Supply	AC200-240 V +/- 10 %, 20 A, 50/60 Hz common
Maximum Power Consumption	4.8 kW
Dimensions ¹¹	W1163 x D831 x H1391 mm
Weight ¹¹	295 kg

*1: When continuously printing a single document. 52 to 220 gsm, uncoated paper. Print speed may be reduced depending on conditions of output data, on whether auto image quality adjustment is performed, on whether the job includes a mixture of paper sizes and types, and other reasons. *2: Image loss width: Lead edge 4.0 mm, Trail edge 2.0 mm, Front 2.0 mm, Rear 2.0 mm. *3: Multi-model Print Driver 2 and the model-specified print driver, allowing you to print directly without using a print server, are also available. When using Multi-model Print Driver 2, paper size from 148 x 210 mm to 297 x 432 mm can be handled. *4: Bypass Tray is Multi Sheet Inserter for Banner Print. *5: When the optional Multi Sheet Inserter for Banner Print is directly connected to the main unit (including when HCF B1 is connected). For other configurations, the length is up to 660 mm. For all configurations, Duplex Automatic Print can support up to 330 x 660 mm. *6: Banner Printing 52 to 220 gsm, *7: 90 gsm paper. *8: Multi Sheet Inserter for Banner Print is included. *9: 100 sheets for paper longer than 864 mm (90 gsm). *10: Offset Catch Tray. *11: Includes main unit and Large Size UI panel. Excludes output tray and external print server. With Multi Sheet Inserter for Banner Print closed.

Scan Function

Item	Description
Type	Colour Scanner
Scan Resolution	600 x 600 dpi, 400 x 400 dpi, 300 x 300 dpi, 200 x 200 dpi
Scan Speed	Same as the Scan Speed for the Duplex Automatic Document Feeder
Scanning Method	Store to folder (TWAIN Interface support), Scan to PC, Scan to e-mail

Copy Function

Item	Description
Scan Resolution	600 x 600 dpi
Printing Resolution	2400 x 2400 dpi (High Resolution Photo), 600 x 600 dpi (Text / Text-Photo / Photo / Map)
Paper Size ⁴	Standard size: Max A3, Min A6 Custom size: 98 x 148 mm to 330 x 488 mm
First Copy Output Time	B/W: 5.2 sec. (A4 / Monochrome priority mode) Colour: 9.0 sec. (A4 / Colour priority mode)

*: Image loss width: Lead edge 4.0 mm, Trail edge 2.0 mm, Front 2.0 mm, Rear 2.0 mm.

Duplex Automatic Document Feeder

Item	Description
Original Size / Paper Weight	Max: A3, 11 x 17", Min: A5 ¹ 38 to 200 gsm (In Duplex: 50 to 200 gsm)
Capacity ²	250 sheets
Scan Speed ³	Copy (A4 Simplex) B/W: 75 ppm, Colour: 75 ppm Scan B/W: 100 ppm, Colour: 100 ppm (1 pass, 2 sided scanning: B/W: 200 ppm, Colour: 200 ppm) [Fuji Xerox Standard Paper (A4), 200 dpi, to Folder.]

*1: The minimum custom size is 140 x 140 mm. *2: 80 gsm paper. *3: The scanning speed varies depending on the documents.

Offset Catch Tray / Long Catch Tray (Optional)

Item	Description	
	Offset Catch Tray	Long Catch Tray
Paper Size	Standard size: Max A3, 11 x 17", Min A6 Custom size: 98 x 148 mm to 330 x 660 mm ¹	Custom size: 98 x 148 mm to 330 x 1200 mm ²
Paper Weight	52 to 400 gsm	
Paper Capacity ³	500 sheets	300 sheets (Paper length up to 488 mm) 100 sheets (Paper length above 488 to 864 mm) 10 sheets (Paper length above 864 to 1200 mm)
Dimensions	W406 x D393 x H184 mm	W512 x D396 x 308 mm ⁴
Weight	6 kg	4 kg ⁵

*1: Paper capacity is guaranteed up to 488 mm. *2: When Long Paper Extension Kit is not installed, the capacity is guaranteed up to 660 mm. *3: 90 gsm paper. *4: When Long Paper Extension Kit is installed, W941 x D396 x H495 mm. *5: When Long Paper Extension Kit is installed, 5 kg.

Print Server

Item	Description	
Type	GX Print Server 2 for the Versant 180i Press	GX-i Print Server 2 for the Versant 180i Press
CPU	Intel® Xeon® Processor E3-1275 v6 (3.80 GHz)	Intel® Core™ i3-7101E Processor (3.90 GHz)
Storage device	Hard disk: 2 TB (System) + 2 TB x 2 (RAID0), DVD Multi drive	Hard disk: 1 TB x 1
Memory capacity	32 GB (Max: 32 GB)	16 GB (Max: 16 GB)
Server Operation System	Windows 10 IoT Enterprise LTSC 2019 (64bit)	
Page Description Language	Adobe® PostScript® 3™, PDF/VT-1, PDF/VT-2, PPML, VIPP ¹	Adobe® PostScript® 3™, PDF/VT-1, PDF/VT-2, PPML
Print Data Format	PS, PDF1.7, PDF/X-1a, PDF/X-3, PDF/X-4, PDF/X-5, EPS, TIFF, JPEG	
Supported Operating System ²	Windows 10 (32 bit / 64 bit), Windows 8.1 (32 bit / 64 bit) Windows Server 2019 (64 bit), Windows Server 2016 (64 bit) Windows Server 2012 R2 (64 bit), Windows Server 2012 (64 bit) macOS 10.15 / 10.14 / 10.13 / 10.12, OS X 10.11	
Interface	Ethernet: 1000BASE-T / 100BASE-TX / 10BASE-T x 2 USB: USB3.0 x 6 (front side x 2, back side x 4), USB2.0 x 2 (back side)	Ethernet: 1000BASE-T / 100BASE-TX / 10BASE-T x 2 USB: USB3.0 x 4, USB2.0 x 2
Network Protocol	TCP/IP (lpd / FTP / IPP ³ / SMB / JDF / HTTP), Bonjour	
Power Supply	AC100-240 V +/- 10 %, 3.8-1.6 A, 50/60 Hz common	AC100-240 V +/- 10 %, 2.5 A (100 V) / 1.1 A (240 V), 50/60 Hz common
Maximum Power Consumption	0.4 kW	0.2 kW
Dimensions	W190 x D415 x H365 mm	W290 x D135 x H318 mm
Weight	11.7 kg	6.5 kg

*1: Used with optional software FreeFlow VI Compose. *2: Please refer to our official website for the latest supported OS. *3: Used to work with FreeFlow Digital Workflow Collection.

HCF B1 (Optional)

Item	Description
Paper Size	A4, Letter, JIS B5
Paper Weight	64 to 220 gsm
Feeding Capacity / Number of Tray [*]	2000 sheets x 1-tray
Dimensions	W389 x D610 x H377 mm
Weight	29 kg

*: 90 gsm paper.

High Capacity Feeder B1-S (Optional)

Item	Description
Paper Size ¹	Standard size: Max A3, 11 x 17", Min A6 Custom size: 100 x 148 mm to 330 x 488 mm
Paper Weight	52 to 300 gsm
Feeding Capacity / Number of Tray ²	2000 sheets x 1-tray
Power Supply	AC100-120 V +/- 10 %, 2.5 A, AC220-240 V +/- 10 %, 1.5 A, 50/60 Hz common
Maximum Power Consumption	360 W
Dimensions	W988 x D762 x H992 mm
Weight ³	190 kg

*1: When setting main scanning 100 to 182 mm paper, Post Card Kit is required. *2: 90 gsm paper. *3: Including Multi Sheet Inserter for Banner Print and Large Size UI panel.

High Capacity Feeder C3-DS (Optional)

Item	Description
Paper Size ¹	Standard size: Max A3, 11 x 17", Min A6 Custom size: 98 x 148 mm to 330 x 488 mm
Paper Weight	52 to 350 gsm
Feeding Capacity / Number of Tray ²	2000 sheets x 2-tray
Power Supply	AC100-120 V +/- 10 %, 6 A, AC220-240 V +/- 10 %, 4 A, 50/60 Hz common
Maximum Power Consumption	880 W
Dimensions	W988 x D762 x H992 mm
Weight ³	245 kg

Note: When High Capacity Feeder C3-DS is connected to 2nd High Capacity Feeder C1-DS, the optional Multi Sheet Inserter for Banner Print attached to the left module. *1: When setting main scanning 98 to 182 mm paper, Post Card Kit is required. *2: 90 gsm paper. *3: Including Multi Sheet Inserter for Banner Print and Large Size UI panel.

Air Suction Feeder C1-DS / C1-DSXL (Optional)

Item	Air Suction Feeder	
	C1-DS	C1-DSXL
Paper Size ¹	Standard size: Max A3, 11 x 17", Min A6 Custom size: 98 x 148 mm to 330 x 488 mm	Custom size: 210 x 210 mm to 330 x 1200 mm ² (Upper tray) 98 x 148 mm to 330 x 488 mm (Lower tray)
Paper Weight	52 to 400 gsm ³	
Feeding Capacity / Number of Tray ⁴	2100 sheets x 2-tray	800 sheets ⁵ + 2100 sheets
Power Supply	AC100-120 V +/- 10 %, 6 A, AC220-240 V +/- 10 %, 4 A, 50/60 Hz common	
Maximum Power Consumption	880 W	
Dimensions	W988 x D762 x H992 mm	W1580 x D762 x H992 mm
Weight ⁶	194 kg	213 kg

Note: Multi Sheet Inserter for Banner Print is included. Note: Air Suction Feeder C1-DSXL can feed long paper only from the Upper tray. *1: When setting main scanning 98 to 182 mm paper, Post Card Kit is required. *2: Duplex Automatic Print supports paper size up to 330 x 864 mm. *3: For long paper from 330 x 488 mm to 330 x 660 mm: 52 to 350 gsm; for paper up to 330 x 864 mm: 52 to 300 gsm; for paper up to 330 x 1200 mm: 52 to 256 gsm. Duplex Automatic Print supports paper weight up to 220 gsm. *4: 90 gsm paper. *5: 100 sheets for paper longer than 864 mm (90 gsm). *6: Including Multi Sheet Inserter for Banner Print and Large Size UI panel.

Versant 180i Press Functions & Specifications

C3 Finisher / C3 Finisher with Booklet Maker (Optional)

Item	Description	
	C3 Finisher	C3 Finisher with Booklet Maker
Type	Output Tray	Sort / Stack
	Finishing Tray	Sort (Offset available) / Stack (Offset available)
	Booklet Tray	- / Sort / Stack
Paper Size	Output Tray	Standard size: Max A3, Min A6 Custom size: 98 x 148 mm to 330 x 660 mm
	Finishing Tray	Standard size: Max A3, Min JIS B5 Custom size: 203 x 182 mm to 330 x 488 mm
Paper Weight	Output Tray	52 to 350 gsm ¹
	Finishing Tray	52 to 350 gsm
Paper Capacity ²	Output Tray ³	500 sheets (A4)
	Finishing Tray	[Without Stapling] A4: 3000 sheets, JIS B4 or larger: 1500 sheets, Mixed Size Stacking ³ : 300 sheets [With Stapling] A4: 200 sets (Single stapling), 100 sets (Dual stapling) or 3000 sheets JIS B4 or larger: 100 sets or 1500 sheets Mixed Size Stacking ³ : 70 sets or 200 sheets
	Booklet Tray	[Without Stapling] A4: 1500 sheets, JIS B4 or larger: 1500 sheets, Mixed Size Stacking ³ : 300 sheets [With Stapling] A4: 200 sets (Single stapling), 100 sets (Dual stapling) or 1500 sheets JIS B4 or larger: 100 sets or 1500 sheets Mixed Size Stacking ³ : 70 sets or 200 sheets
	Booklet Tray	20 sets ⁵
Staple	Capacity	50 sheets (90 gsm or less) ⁶
	Paper Size	Standard size: Max A3, 11 x 17", Min JIS B5 Custom size: 203 x 182 mm to 297 x 432 mm
	Paper Weight	52 to 300 gsm
	Position	Single stapling, Dual stapling
Punch ⁷	Number of Holes	2-hole / 4-hole punch or 2-hole / 3-hole punch (US Specifications)
	Paper Size	Max: A3, 11 x 17" Min: JIS B5 (2-hole punch, 3-hole punch), A4 / Letter (4-hole punch)
	Paper Weight	52 to 200 gsm
Booklet Finishing	Capacity ⁸	- / Saddle Staple: 16 sheets (90 gsm or less) Single Fold: 5 sheets (105 gsm or less)
	Paper Size	- / Standard size: Max A3, Min JIS B5 Custom size: 182 x 257 mm to 330 x 457 mm
	Paper Weight	- / Saddle Staple: 60 to 300 gsm Single Fold: 60 to 300 gsm
Dimensions ⁹	W 834 x D 589 x H 1056 mm When Folder Unit CD1 is installed: W1069 x D726 x H1056 mm	W 894 x D 589 x H 1056 mm When Folder Unit CD1 is installed: W1129 x D726 x H1056 mm
Weight	47 kg When Folder Unit CD1 is installed: 99 kg	64 kg When Folder Unit CD1 is installed: 116 kg

*1: Banner Printing 52 to 220 gsm. *2: 80 gsm paper. *3: For paper longer than 330 x 488 mm, the capacity is not guaranteed. *4: When larger size sheets are stacked on top of smaller size sheets. *5: When the output paper size is the same. *6: Up to 65 sheets can be stapled when the C3 Finisher Staple Unit 65 Sheets is installed. However, depending on the paper type, incorrect stapling such as uneven edge alignment of sets may occur. *7: Optional. *8: The maximum number of sheets varies depending on the paper weight. Booklet may not be tightly closed depending on the size or type of the paper. *9: Including the exclusive unit when it is connected to the main unit. When the extension tray is drawn out.

For other Specifications, please refer to our official website.

Notes

- To comply with paper weight specifications, it is recommended to use Fuji Xerox recommended paper. Document may not be printed correctly depending on usage conditions.
- Functional spare parts will be available for at least 7 years after the product is no longer manufactured.

Apple, iPhone, AirPrint, iPad, iPad Air, iPad Pro, iPod touch, and Mac are trademarks of Apple Inc., registered in the U.S. and other countries. All product names and company names mentioned in this brochure are trademarks or registered trademarks of their respective companies. The product specifications, appearance and other details in this brochure are subject to change without notice for improvements. The available model varies depending on the country/region. Please ask the sales representatives for details.

Reproduction Prohibitions Please note that reproduction of the following is prohibited by law : Domestic and foreign currencies, government-issued securities, and national bonds and local bond certificates. Unused postage stamps, post cards, etc.

Certificate stamps stipulated by law. Reproducing works forming the subject matter of copyright (literary works, musical works, paintings, engravings, maps, cinematographic works, drawings, photographic works, etc.) is not permitted unless the reproduction is for the purpose of personal use, family use or other similar uses within a limited circle.

fujifilm.com/fbhk

FUJIFILM

FUJIFILM Business Innovation Hong Kong Limited

11/F, 12 Taikoo Wan Road, Taikoo Shing, Hong Kong
Tel. +852 2513 2888 Fax. +852 2560 6433

Customer Support Center

Hong Kong Tel. +852 2513 2513 Fax. +852 2513 2518
Macau Tel. +853 2855 8008 Fax. +853 2857 4996
Email: shm-fbhk-csc@fujifilm.com

FUJIFILM BI Hong Kong



This catalog includes Fuji Xerox product(s), licensed from Xerox Corporation. The distributor of the product(s) is FUJIFILM Business Innovation Corp. Xerox, Xerox and Design, as well as Fuji Xerox and Design are registered trademarks or trademarks of Xerox Corporation in Japan and/or other countries.

FUJIFILM and FUJIFILM logo are registered trademarks or trademarks of FUJIFILM Corporation.

Finisher D6 / Finisher D6 Plus / Finisher D6 with Booklet Maker (Optional)

Item	Description			
	Finisher D6	Finisher D6 Plus	Finisher D6 with Booklet Maker	
Type	Output Tray	Sort / Stack		
	Finishing Tray	Sort (Offset available) / Stack (Offset available)		
	Booklet Tray	-	-	Sort / Stack
Paper Size	Output Tray	Standard size: Max A3, Min A6 Custom size: 98 x 148 mm to 330 x 1200 mm		
	Finishing Tray	Standard size: Max A3, Min A5 Custom size: 148 x 148 mm to 330 x 488 mm		
Paper Weight	Output Tray	52 to 400 gsm		
	Finishing Tray	52 to 350 gsm		
Paper Capacity ¹	Output Tray ²	500 sheets (A4)		
	Finishing Tray	[Without Stapling] A4: 3000 sheets JIS B4 or larger: 1500 sheets Mixed Size Stacking ³ : 350 sheets [With Stapling] A4: 200 sets or 3000 sheets JIS B4 or larger: 100 sets or 1500 sheets	[Without Stapling] A4: 2000 sheets JIS B4 or larger: 1500 sheets Mixed Size Stacking ³ : 350 sheets [With Stapling] A4: 200 sets or 2000 sheets JIS B4 or larger: 100 sets or 1500 sheets	
	Booklet Tray	-	-	20 sets ⁴
	Staple	Capacity	100 sheets (90 gsm or less) ⁵	
Staple	Paper Size	Standard size: Max A3, 11 x 17", Min A5 Custom size: 182 x 148 mm to 297 x 432 mm		
	Paper Weight	52 to 350 gsm		
	Position	Single stapling, Dual stapling, 4 stapling		
Punch ⁶	Number of Holes	2-hole / 4-hole punch or 2-hole / 3-hole punch (US Specifications)		
	Paper Size	Standard size: Max A3, 11 x 17", Min JIS B5 (2-hole punch, 3-hole punch), A4 (4-hole punch) Custom size: 203 x 182 mm to 297 x 431 mm		
	Paper Weight	52 to 220 gsm		
Booklet Finishing	Capacity ⁷	-	-	Saddle Staple: 30 sheets (90 gsm or less) Single Fold: 5 sheets (220 gsm or less)
	Paper Size	-	-	Standard size: Max A3, Min JIS B5 Custom size: 182 x 257 mm to 330 x 488 mm
	Paper Weight	-	-	60 to 350 gsm
Power Supply	AC100-127 V +/- 10 %, 3 A, AC200-240 V +/- 10 %, 1.8 A, 50/60 Hz common			
Maximum Power Consumption	360 W			
Dimensions	W 855 x D 725 x H 1200 mm When Folder Unit CD2 is installed: W1092 x D725 x H1200 mm		W 892 x D 725 x H 1200 mm When Folder Unit CD2 is installed: W1129 x D725 x H1200 mm	
	Weight	87 kg When Folder Unit CD2 is installed: 142 kg	92 kg When Folder Unit CD2 is installed: 147 kg	107 kg When Folder Unit CD2 is installed: 162 kg

Note: Interface Decurler Module D1 or Interface Decurler Module (ILS) is required. *1: 82 gsm paper. *2: For paper longer than 330 x 488 mm, the capacity is not guaranteed. When the optional Banner Print Extension Kit is installed, 150 sheets of long paper up to 330 x 660 mm; 100 sheets of long paper up to 330 x 864 mm; 10 sheets of long paper up to 330 x 1200 mm can be stacked. *3: When larger size sheets are stacked on top of smaller size sheets. *4: When 16 sheets/set. *5: 65 sheets for sizes exceeding A4. *6: Optional. *7: The capacity can decrease depending on type and weight of paper being used and other conditions.



Adobe PostScript 3



Adobe PDF Print Engine 4



PANTONE Digital Color



For Your Safety

Before using the product, read the Instruction Manual carefully for proper use. Use the product with the power source and voltage specified. Be sure to establish ground connection. Otherwise, electronic shock may result in the case of a failure or short circuit.

FUJI XEROX

FUJIFILM Business Innovation Hong Kong Limited

11/F, 12 Taikoo Wan Road, Taikoo Shing, Hong Kong
Tel. +852 2513 2888 Fax. +852 2560 6433

Customer Support Center

Hong Kong Tel. +852 2513 2513 Fax. +852 2513 2518
Macau Tel. +853 2855 8008 Fax. +853 2857 4996
Email: shm-fbhk-csc@fujifilm.com

FUJIFILM BI Hong Kong

This catalog includes Fuji Xerox product(s), licensed from Xerox Corporation. The distributor of the product(s) is FUJIFILM Business Innovation Corp. Xerox, Xerox and Design, as well as Fuji Xerox and Design are registered trademarks or trademarks of Xerox Corporation in Japan and/or other countries.

FUJIFILM and FUJIFILM logo are registered trademarks or trademarks of FUJIFILM Corporation.

The information is as of March, 2022.