

- THE 2022 HORTICULTURE GUIDE -

*the 80th*  
**BULB & PLANT**  
*mart*



THE GARDEN CLUB OF HOUSTON

*October 13-15, 2022*

THE CHURCH OF ST. JOHN THE DIVINE  
2450 RIVER OAKS BLVD., HOUSTON, TX 77019

ALL PROCEEDS FROM THE BULB AND PLANT MART GO TOWARD  
FURTHERING THE MISSION OF THE GARDEN CLUB OF AMERICA.  
GRANTS SUPPORT THE GREATER HOUSTON AREA'S CHARITABLE,  
SCIENTIFIC, LITERARY AND EDUCATIONAL ENDEAVORS.

[WWW.GCHOUSTON.ORG](http://WWW.GCHOUSTON.ORG)

📷 Follow us on Instagram [@gardenclubofhouston](https://www.instagram.com/gardenclubofhouston)

📘 Like us on Facebook [@GCHBulbAndPlantMart](https://www.facebook.com/GCHBulbAndPlantMart)




**MOSS LANDSCAPING**  
DESIGN • BUILD • MAINTAIN



## TABLE OF CONTENTS

WELCOME Letter from the President	5
FLORESCENCE METAMORPHOSIS	7
MART SCHEDULE AND SPEAKERS	9
GENERAL INFORMATION	11
SITE MAP	17
<b>BULB &amp; PLANT BOOTHS</b>	
● Amaryllis	20
● Citrus & Fruits	24
● Crinums & Other Lilies	27
● Daffodils & Paperwhites	33
● Daylilies	37
● Gingers	39
● Herbs	42
● Hostas	45
● Iris & Louisiana Iris	46
● Natives in the City	57
● Perennials	
Butterfly Plants	62
Grasses & Ground Covers	65
Sun & Shade	67
Texas Natives & Pollinators	71
● Plumerias	75
● Roses	76
● Shrubs	77
● Small Bulbs	
Annual	78
Perennial	81
● Succulents and Cacti	83
● Tulips	84
● Vines	88
● Bulb Bar	93
● Jardin Extraordinaire	93
● Plants That Merit Attention	93
<b>GARDEN TIPS</b>	
Five Bulb Types	95
Prepare Good Soil	97
Enrich Your Soil	99
Planting & Caring For You Plants	100
Taking Care of Bulbs After Flowering	101
Double Layering of Tulips or Daffodils	102
Bulb Planting Calendar & Depth Chart	103
Go Organic	104
After a Freeze in Your Garden	105
<b>MONTHLY GARDEN GUIDE</b>	106
<b>DONORS</b>	114
<b>GRANT RECIPIENTS</b>	117
<b>COMMUNITY PROJECTS</b>	118
<b>BULB &amp; PLANT MART LEADERSHIP</b>	120
<b>RESOURCES &amp; LINKS</b>	124
<b>SPECIAL THANKS</b>	125
<b>ADVERTISER INDEX</b>	126



*We live at the intersection of all you do to  
secure your family's future.*







Dear Fellow Gardeners:

### **Welcome to The Garden Club of Houston's 80th Bulb and Plant Mart!**

What began in 1942 on the steps of the Museum of Fine Arts - Houston as a plant sale held by visionary women with a mission to introduce new bulbs and plants to the area has grown into today's extensive Mart. Through all these years, The Garden Club of Houston's desire to share the love and knowledge of gardening with the Houston community has remained unchanged. We continue the tradition of offering bulbs and plants that thrive in our area and hosting speakers who share expert advice on how to grow them.

Thanks to the generosity of our wonderful advertisers, this copy of The 2022 Horticulture Guide is free. Keep it handy for reference throughout the gardening year. You may also visit our website [gchouston.org](http://gchouston.org) for educational and informative videos on a variety of topics, including growing Louisiana Iris, growing Amaryllis in pots, and creating habitat gardens for butterflies that can be created in schools as well as in your home yards.

We hope you enjoy shopping the Mart for your bulbs and plants. Our members, who you'll recognize by our green aprons, are here to provide you with assistance and experienced advice. Please don't hesitate to seek us out — we are delighted to share our love of gardening!

Your purchases at the Mart are tax free, and all funds raised will go directly back into our Houston community. Information about our Community Projects and our 2022 Grant recipients can be found at the back of this Guide. We would like to thank The Church of St. John the Divine and their welcoming staff for allowing us to use their beautiful campus for this event, and we are most grateful to you for your support of this 80th Bulb and Plant Mart.

With appreciation,

*Nancy Kelley*

**NANCY W. KELLEY**

President, The Garden Club of Houston, Inc. founded in 1924  
Member Club of The Garden Club of America since 1932

# MISSION

AIR CONDITIONING  
PLUMBING

OUR SERVICE IS  
**UNBLEAFABLE**



**MissionAC.com**

**BOOK YOUR APPOINTMENT ONLINE!**

License: TA CLB00051004E, M-41760

## THANK YOU MISSION...

"Juan was very cordial and patient; going over concerns I had with my new furnace system and answering questions. He even made a few good suggestions. Very professional."

Google  
★★★★★

facebook  
★★★★★

HomeAdvisor  
★★★★★



## METAMORPHOSIS

Florescence is one of the largest competitive national flower shows sanctioned by the Garden Club of America in the United States. Florescence is presented by The Garden Club of Houston, River Oaks Garden Club, and the Museum of Fine Arts, Houston (MFAH). Proceeds directly support Florescence's nonprofit sponsors: The Garden Club of Houston, River Oaks Garden Club, and the MFAH. Both garden clubs rely on Florescence proceeds to support their projects in gardens, parks, and green spaces throughout our community.

**APRIL 26-27, 2023**

**PRESENTED BY**

The Garden Club of Houston  
River Oaks Garden Club

*Members of The Garden Club of America*

&

*MFAH The Museum of Fine Arts, Houston*



# GREENWOOD KING PROPERTIES

*and members of*

# THE GARDEN CLUB OF HOUSTON

*are*

# *Helping Houston Grow*



KATHY  
ARCIDIACONO



HESTER  
HAWKINS



MARY HALE  
MCLEAN



DABNEY  
PIERCE

# GREENWOOD KING

3201 Kirby Drive Houston, Texas 77098 • 713.524.0888  
greenwoodking.com



Well Connected.™



WE'RE LOCAL.  
WE'RE GLOBAL.





## 2022 MART SCHEDULE AND SPEAKERS

**THURSDAY OCTOBER 13, 2022**

**EARLY BIRD SHOPPING 5:00PM - 7:00PM**

**ALL SALES ARE SALES TAX FREE.**



**FRIDAY, OCTOBER 14, 2022**

**9:00AM - 5:00PM**

**ALL SALES ARE SALES TAX FREE**

**10:00AM**

**CLINT WEAVER**

**Beekeeper, R. Weaver Apiaries**

Clint will speak about the art and science of beekeeping. His family has been in the beekeeping business since 1888.



**1:00PM**

**MARY SOMMERS PYNE**

**Floral Designer, Bayou Blooms**

GCH's very own, Mary Sommers will provide a demonstration of her floral arranging talents. She will use flowers grown from bulbs sold at the Bulb & Plant Mart.



**SATURDAY, OCTOBER 15, 2022**

**9:00AM - 2:00PM**

**ALL SALES ARE SALES TAX FREE**

**10:00AM**

**DANY MILLIKIN**

**Director of Education, Houston Botanic Garden**

Dany will talk about the 13 edible evergreens. He will provide tips on how to incorporate edible plants into your landscape.



IN ANTICIPATION OF THE GARDEN CLUB OF HOUSTON'S CENTENNIAL CELEBRATION IN 2024, WE ARE PLEASED TO ANNOUNCE OUR GIFT TO THE HERMANN PARK CONSERVANCY TO FUND THE "WELCOME PROMENADE" IN THE NEWLY DESIGNED HERMANN PARK.

FUNDS RAISED AT OUR BULB & PLANT MARTS SUPPORTED THIS GIFT.



The Garden Club of Houston  
1924-2024  
Centennial Gift  
Hermann Park



Michael Van Valkenburgh Associates, landscape architects

## WELCOME PROMENADE

*The Welcome Promenade is the main thoroughfare through the garden. The walkway spans over 90 feet – about the length between baseball bases!*

*With generous paths, plenty of seating, shade from the Live Oaks, and meticulously planned native gardens flanking visitors on either side, the Promenade will make the journey into the Commons unforgettable.*





*With love and gratitude to our President, Nancy Kelley  
Claire Curtin, Ashley Clark and Paula Mentz  
Bulb & Plant Mart Chairs 2022*



THE GARDEN CLUB OF HOUSTON

A MEMBER OF



THE GARDEN CLUB OF AMERICA

**THE GARDEN CLUB OF AMERICA, 1932**

The purpose of the Garden Club of America is to stimulate the knowledge and love of gardening, to share the advantages of association by means of educational meetings, conferences, correspondence and publications, and to restore, improve and protect the quality of the environment through educational programs and action in the fields of conservation and civic improvement.

All Proceeds from the Bulb and Plant Mart go toward furthering the mission of the Garden Club of America. Grants support the Greater Houston area's charitable, scientific, literary and educational endeavors. Please see pages 112, 113 and 115 for a list of our Community Projects and Grant Recipients.

# The Next Move is Yours



*Handling All Your  
Real Estate  
Needs in  
Houston's Nicest  
Neighborhoods!*



**Mathilde C. F. Hoefler**


**Broker Associate**

**713.492.1511 | [mathilde.hoefler@elliman.com](mailto:mathilde.hoefler@elliman.com)**


## GARDENING SYMBOLS


Most plants included in this guide like moist, well-drained soil. More complicated soil requirements will be indicated in plant descriptions with the following symbols:


 Full Sun


 Shade


 Part Sun


 Protect in cold weather


 Parts of plants are poisonous  
when eaten


 Tolerates wet feet

 Good cut flower


 Naturalizes in Houston

 Texas Native

 Hummingbirds

 Birds

 Butterflies

 Bees

### Information resource:

For good, well-researched information on gardening in Texas go to:

[www.agrilifeextension.tamu.edu](http://www.agrilifeextension.tamu.edu)

### Recycling tip:

Black nursery pots can be recycled at the Houston Arboretum & Nature Center, 4501 Woodway. Place pots in the dumpster in the far corner of the parking lot.

[Houstonarboretum.org](http://Houstonarboretum.org)

*“There are no gardening mistakes, only experiments”. Jane Kilburn Phillips*

We hope this Horticulture Guide will encourage you to try your hand with some new bulbs and plants, to feel the sun at your back and rich soil in your hand. Enjoy your garden and the ever-changing magic it creates.



# LET *Beauty* BLOOM.



Are you ready to transform your garden? We're here to help. The landscape architects at Prewett, Read and Associates bring over 20 years of design experience and sustainable practices to Houston-area homes. From bulb to bloom, we are **bringing life to design.**

**Let's Grow.**

713.468.4313 | [prewettread.com](http://prewettread.com)



**PREWETT,  
READ &  
ASSOCIATES**  
Landscape Architects & Contractors  
**Bringing Life to Design.**

## GENERAL INFORMATION


Contact us at: [admin@gchouston.org](mailto:admin@gchouston.org). Follow us on Instagram [@gardenclubofhouston](https://www.instagram.com/gardenclubofhouston) for news about BPM 2022, Florescence, our flower shows, and other local gardening information.

This educational Horticulture Guide is given free of charge to each visitor attending The Garden Club of Houston's Bulb & Plant Mart and is distributed to over 2,000 garden enthusiasts in and around Houston. If you would like to place an ad in our Guide, or purchase additional copies at \$10.00 each, please contact us at the email address above.

**AVAILABILITY OF BULBS AND PLANTS:** Due to the printing deadline for this Horticulture Guide, some of our inventory may not be included. Also, some plants listed may not be available at the time of the Mart.

**SUITABILITY OF BULBS AND PLANTS:** Our booth chairmen and growers seek out plant material that is uniquely well-suited to the Houston area. The inventory offered is thoughtfully selected and tested so you will find the bulbs and plants satisfactory.

### Important Note:

Some of the bulbs, plants (often including their fruits, berries, flowers and branches) and other materials for sale at The Garden Club of Houston Bulb & Plant Mart may be poisonous and/or may cause an allergic reaction, serious bodily injury, or even death if eaten or inhaled, or used for purposes for which they are not intended. We have tried to indicate those plants known to us to be poisonous with the designation  but cannot guarantee that all poisonous plants are so marked.

**TO PRE-ORDER BULBS FOR NEXT YEAR:** Bulbs can be pre-ordered from The Garden Club of Houston website: [www.gchouston.org](http://www.gchouston.org) from June through early October. To receive advance notice of items sold at the Mart, follow us on Instagram [@gardenclubofhouston](https://www.instagram.com/gardenclubofhouston). To be added to our mailing list, email us at [admin@gchouston.org](mailto:admin@gchouston.org).

**Note:** Descriptions, growing conditions, and care of bulbs and plant materials are summarized from various sources: including our members' growing experiences, the growers' expertise, online searches, The Southern Living Garden Book, The A-Z Encyclopedia of Garden Plants from the American Horticultural Society and other research books.

Although we have made every effort to be accurate, sometimes plants and bulbs grow differently than described. Houston's climate and your own planting site introduce a "wild card." Please share the experiences that you have had with our bulbs and plants with the volunteers in the booths. We're interested!

***All bulbs, unless noted otherwise, should be considered annuals in Houston's climate.***





expressive florals



exquisite catering

inspired event design

[swiftevents.com](http://swiftevents.com)



simply baked



delectable soufflés

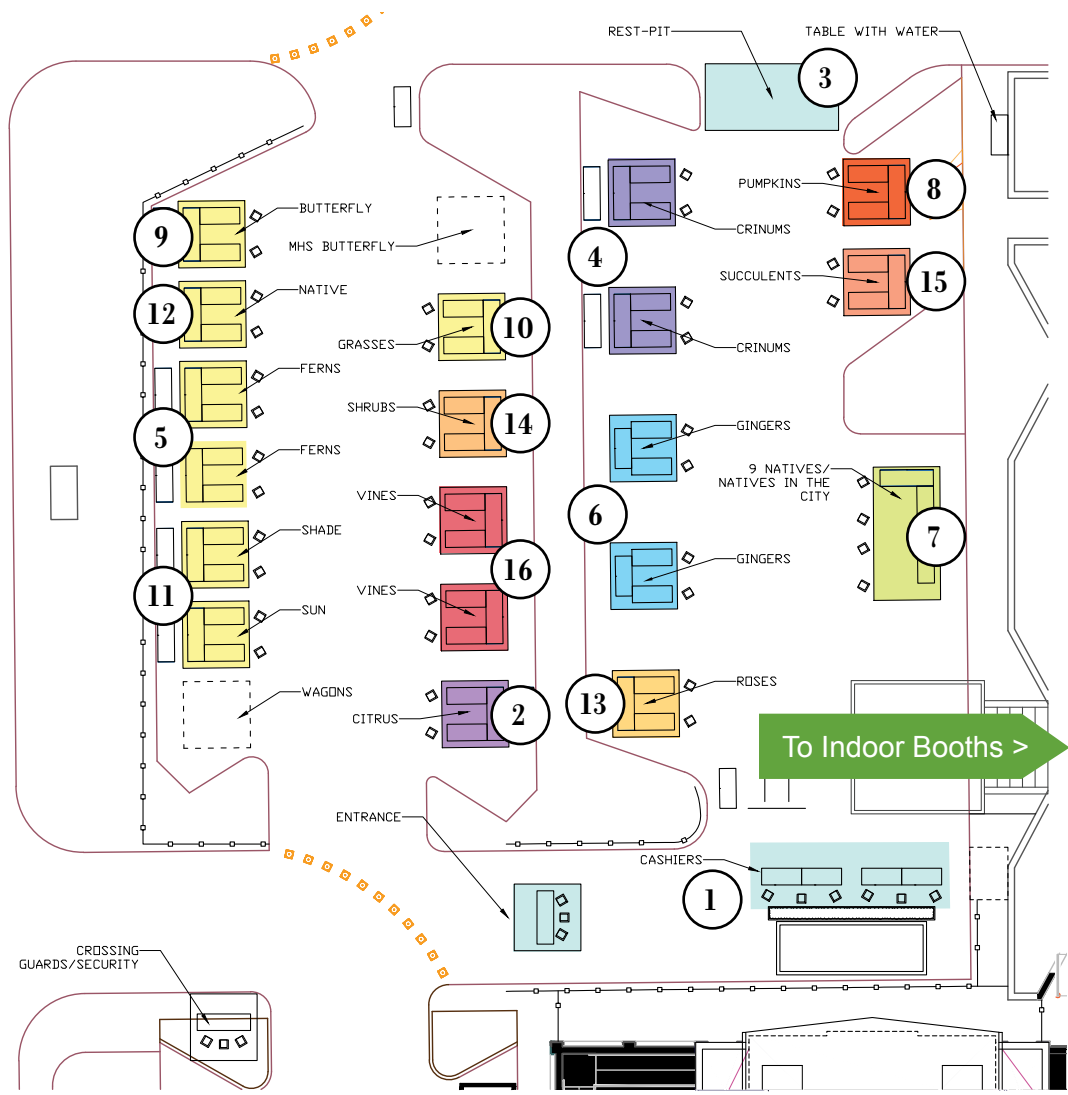


ready-to-ship

*cheese soufflé - delivered*

[thefabfete.com](http://thefabfete.com)





**OUTDOOR BOOTHS**

- ① Cashiers
- ② Citrus & Fruits
- ③ Rest Pit
- ④ Crinum & Other Lilies
- ⑤ Ferns
- ⑥ Gingers
- ⑦ Natives in the City
- ⑧ Pumpkins

**Perennials:**

- ⑨ Butterfly Plants
- ⑩ Grasses & Groundcovers
- ⑪ Sun & Shade
- ⑫ Texas Natives
- ⑬ Roses
- ⑭ Shrubs
- ⑮ Succulent & Cacti
- ⑯ Vines

# McDUGALD STEELE

LANDSCAPE ARCHITECTS & CONTRACTORS

CREATE

CONSTRUCT

MANAGE



## YOUR GARDEN DESERVES THE EXTRAORDINARY

**Complimentary Garden Evaluation**

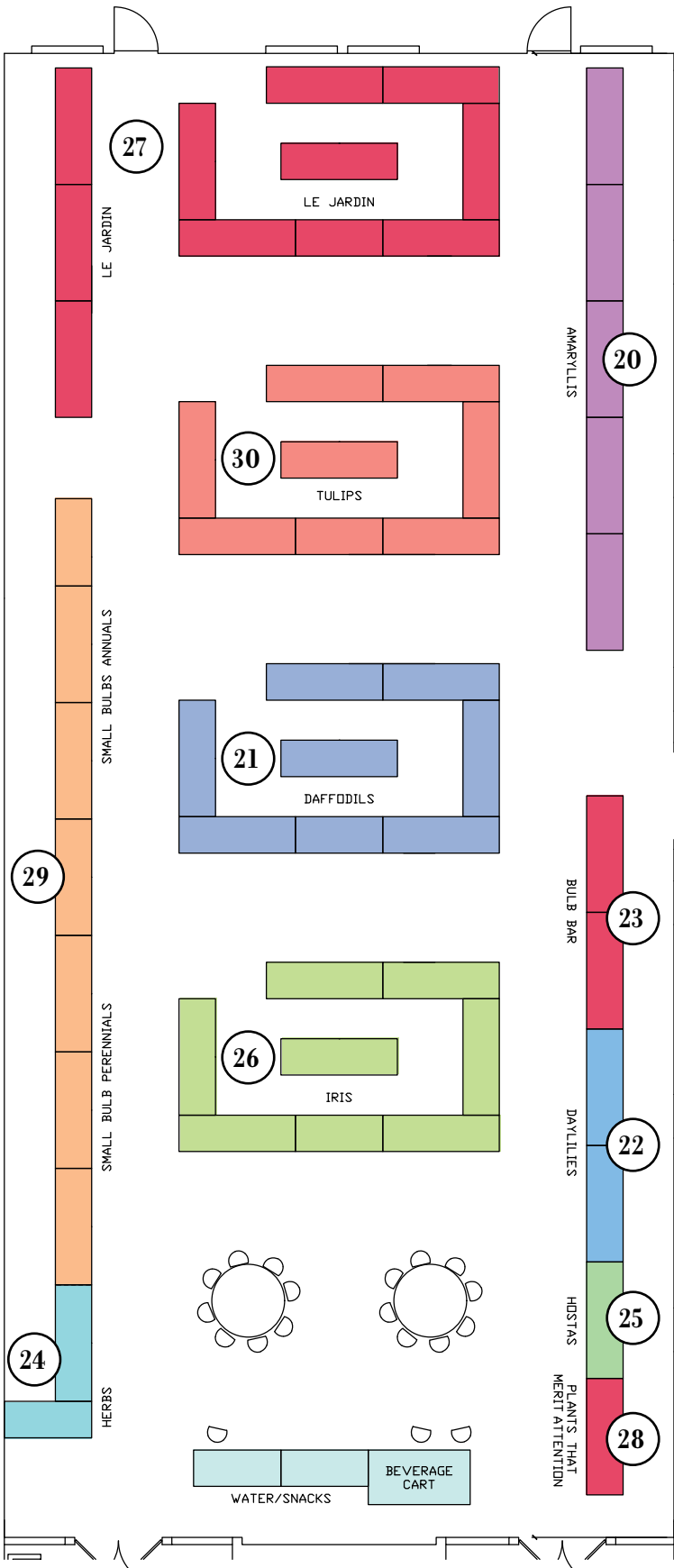
[mcdugaldsteele.com](http://mcdugaldsteele.com) | 713.868.8060

Follow Us & Be Inspired



@mcdugaldsteele

**ABOUT US:** SINCE 1975, MCDUGALD STEELE IS THE SUPERLATIVE FIRM FOR LUXURY GARDEN DESIGN, CONSTRUCTION AND GARDEN MANAGEMENT SERVICES. WITH A FULL TEAM OF LICENSED LANDSCAPE ARCHITECTS AND CONTRACTORS, MCDUGALD STEELE PROVIDES A FULLY COMPREHENSIVE SERVICE TO ENSURE YOUR GARDEN IS EXTRAORDINARY, SUSTAINABLE, AND ONE-OF-A-KIND.



INDOOR BOOTHS

- ②0 Amaryllis
- ②1 Daffodils
- ②2 Daylilies
- ②3 Bulb Bar
- ②4 Herbs
- ②5 Hostas
- ②6 Iris
- ②7 Jardin
- Extraordinaire
- ②8 Plants that Merit Attention
- ②9 Small Bulbs
- ③0 Tulips

# AMARYLLIS

## **HIPPEASTRUM AMARYLLIDACEAE**

Native to the tropics, this versatile bulb for Houston has many spectacular blooms atop sturdy stalks. A perfect holiday gift, it is easy to grow in a pot or in the garden and can even be grown in water, although the water robs the bulb of nutrients needed for the next year's flowering.

**Planting in Pots with Soil for Forcing:** 6 to 8 weeks before desired blooming, select a heavy pot 1"-2" larger in diameter than bulb. If the pot is clay, soak it in water overnight. Soak the bulb roots, if any, in water for several hours prior to planting. Mound soil in center of pot. Arrange moistened roots over the mound. Firmly fill with soil, leaving 1/3 of bulb above soil line. Water thoroughly and place in a bright room. Keep moist – not wet.

When flower stalks appear, rotate 1/4 turn each day so stalks will grow straight. When blooms appear, stake the stem for support and move plant to a cool, not too sunny, location. Water while plant is blooming, but do not fertilize and do not wet foliage. Cooler temperatures delay blooming.

After blooming period, remove flower, but not leaves, as they are critical to rejuvenation. Place pots outdoors in filtered light. Water thoroughly. Feed 1/2 strength water-soluble fertilizer weekly through the summer. In September, gradually stop watering and quit fertilizing. Turn pot on its side or bring inside to keep dry. When foliage has yellowed and dried, cut to 1" above bulb. Store in a cool, dry, dark place for a minimum of 8 weeks.

**Planting in the Garden:** When weather warms, remove bulbs from pots and plant about 12" apart in a well-drained location with rich soil, leaving the top 1/3 of bulb above soil. Water and feed during summer. Plants go dormant in the winter. When growth begins in the spring, fertilize with a 5-10-10 mixture. Excess nitrogen promotes vegetative growth, reducing flowering. Plants will bloom in the spring and naturalize in your garden. Divide every 3 to 4 years in the fall.

**When will they bloom?** In general, it takes five to eight weeks for amaryllis to bloom but check the label on the variety you have—some bloom faster. You can ballpark the bloom time using the chart below.

PLANTING	BLOOM TIMEFRAME
DECEMBER 1	JANUARY 7-28
DECEMBER 15	JANUARY 19-FEBRUARY 9
JANUARY 1	FEBRUARY 6-26
JANUARY 15	FEBRUARY 19-MARCH 12
FEBRUARY 1	MARCH 8-29
FEBRUARY 15	MARCH 22-APRIL 12
MARCH 1	APRIL 5-26

**Tip:** Use graceful wire supports or make something yourself using twigs, bamboo stakes and a bit of raffia or twine.

Scan QR code for tips on planting Amaryllis



### ***Hippeastrum* 'Alfresco'**

Double large full white petals, like bulbs of cotton candy, with a chartreuse green eye, 12"-24" height, one bulb per pack, fall to mid-spring growing season. ☀️ 🌑 ✂️ 🌿



### ***Hippeastrum* 'Aphrodite'**

Single large white petals that are decorated with tiny thin red orange lines, 18"-36" height, one bulb per pack, fall to mid-spring growing season. ☀️ 🌑 ✂️ 🌿



### ***Hippeastrum* 'Benefica'**

Single with deep red petals that are broad and ruffled, 18"-24" height, one bulb per pack, fall to mid-spring growing season. ☀️ 🌑 ✂️ 🌿



### ***Hippeastrum* 'Carmen' (Queen of the Night)**

Single, elegant rich deep red full colors make for large blossoms, 20"-24" height, one bulb per pack, fall to mid-spring growing season. ☀️ 🌑 ✂️ 🌿



### ***Hippeastrum* 'Christmas Gift'**

Single, white sophisticated with rich white petal surrounding a green throat, 20"-24" height, one bulb per pack, fall to mid-spring growing season. ☀️ 🌑 ✂️ 🌿



### ***Hippeastrum* 'Clown'**

Single, white petals with scarlet red stripes, 20"-24" height, one bulb per pack, fall to mid-spring growing season. ☀️ 🌑 ✂️ 🌿



### ***Hippeastrum* 'Dancing Queen'**

Large Double/triple, impressive starburst blooms with their petals lined with orange and white stripes, 20"-24" height, one bulb per pack, fall to mid-spring growing season. ☀️ 🌑 ✂️ 🌿



***Hippeastrum* 'Double Record'**

Double, white petals with brushed raspberry red around edges with a bright lime-green throat, 18"-24" height, one bulb per pack.



***Hippeastrum* 'Exposure'**

Single, classic vibrant pink with white streaks leading to center of bloom and green throat, 18"-24" height, one bulb per pack, fall to mid-spring growing season.



***Hippeastrum* 'Fairy Tale'**

Single, initially white petals that are pale pink and then tend to deepen to raspberry and red stripes, usually 2-3 stalks blooming at different times, to give an extended flowering time, 14"-16" height, one bulb per pack, late spring to early summer growing season.



***Hippeastrum* 'Ferrari'**

Single, deep brilliant red petals, 22"-26" height, one bulb per pack, fall to mid-spring growing season.



***Hippeastrum* 'Flaming Peacock'**

Double, large hot pink blooms with faint white stripes, 18"-24" height, one bulb per pack, fall to mid-spring growing season.



***Hippeastrum* 'Hercules'**

Single, flamboyant hot pink, rounded petals with faint white stripes, 2-4 stems with four or more 6 petal star shaped flowers, blooms 8-10 weeks after planting. 12"-18" height, one bulb per pack, fall to mid-spring growing season.



***Hippeastrum* 'Ice Queen' (White Peacock)**

Double, large white blooms with hints of coral with ruffled edges, 18"-24" height, one bulb per pack, fall to mid-spring growing season.



***Hippeastrum* 'Lady Jane'**

Double, coral and white petals, leading to faint apricot and white blooms with tiny stripes, 12"-18" height, one bulb per pack, fall to mid-spring growing season.







**Hippeastrum 'Picotee'**

Single, large bright white petals with just a hint red of at the edges with a soft green throat, 20"-26" height, one bulb per pack, fall to mid-spring growing season. ☼ ● ✂ ✂



**Hippeastrum 'Red Peacock'**

Double, fiery red bloom with tiny white center lines on each petal, 20"-24" height, one bulb per pack, fall to mid-spring growing season. ☼ ● ✂ ✂



**Hippeastrum 'Rilona'**

Single, large brushed apricot and salmon blooms with dainty edges and a pale brown throat, 30"-36" height, one bulb per pack, fall to mid-spring growing season. ☼ ● ✂ ✂



**Hippeastrum 'Samba'**

Single, bright red with crisp white star, very round in shape and a white ruffled edge on petal, 20"-24" height, one bulb per pack, fall to mid-spring growing season. ☼ ● ✂ ✂



**Hippeastrum 'Susan'**

Single, bright, large rosy-pink blooms attached to a vibrant green throat, 20"-24" height, one bulb per pack, fall to mid-spring growing season. ☼ ● ✂ ✂



**Tree Care, Inc./**  
Tim Richardson  
ISA Certified Arborist TX-4290A  
  
Taylor Richardson  
ISA Certified Arborist TX-4661A  
ISA Tree Risk Assessment Qualified

Serving the Houston  
and Brenham areas  
for over 42 years!

*Visit us on the web @*  
[www.treecarehouston.com](http://www.treecarehouston.com)

Specializing in Pruning, Removals,  
Deep Root Fertilization, Diagnosis  
& Treatment of Insects & Disease,  
Stump Grinding & Tree Installation

106 South Market  
Brenham, Texas 77833  
Houston 713.850.8466  
Brenham 979.836.5038  
Fax 979.836.5703  
[customerservice@treecarehouston.com](mailto:customerservice@treecarehouston.com)

## CITRUS AND FRUITS



*Availability is dependent on our growers.*

### CITRUS

These evergreen trees and shrubs are highly valued for fruit and as landscaping plants. They offer year-round attractive form, glossy, deep green foliage, fragrant flowers, and decorative, delicious fruit in season. Citrus is an important host plant for indigenous butterflies & provides nectar to a variety of pollinators. The caterpillars often look like bird droppings on a leaf so be careful not to harm them.

Citrus requires good drainage and will not tolerate standing water. Danger from over-watering is greatest in clay soil where pore spaces are diminished. Do not plant citrus in locations where water stands more than 12 hours after a rainfall, even in improved soils or raised beds. Most citrus prefers full-partial sun. Some protection from the hottest SW exposure in mid-afternoon is appreciated.

Dig a hole twice as wide as the container, and 1"-3" shallower than the root ball. You may loosen the sides of the hole with a spading fork, if desired. Set the tree in the prepared hole and backfill with loosened native soil to 1/2 of the depth. Do not amend the fill soil with fertilizers or soil conditioners. Tamp this fill firmly, but not packed hard. Fill the hole with water and allow this to drain completely before finishing planting. After the water has drained, fill the rest of the hole with the same native soil. Water again, filling and draining at least twice to ensure complete saturation of the root ball and the surrounding soil. The shallow hole will result in the tree sitting slightly higher than the surrounding grade. This will assist with drainage. Apply mulch.

Keep the soil evenly moist, but not soggy, until the tree is putting on new growth. Allow soil to dry slightly between watering, but do not allow the tree to wilt. Once established, citrus does not need too much supplemental watering except during periods of hot dry weather. Do not apply fertilizer until the start of the following season. Use a balanced citrus fertilizer that supplies N-P-K and minor nutrients. Citrus can benefit from the application of several handfuls of Epsom salts every 3-4 months.

Allow fruit to ripen on the tree. Citrus may be ripe *before full color is attained*. Begin tasting the fruits as soon as some color shows on the rind. Harvest the majority of the fruit once peak flavor is detected.



## AVOCADO

**Mexicola Grande**, has a creamy and delicate flesh that is deep green near the skin and yellow near the seed, with a smooth, rich nutty flavor. The tree is a fast-growing, tall and spreading evergreen, reaching up to 30 feet high and 20 feet wide.

## CLEMENTINE

**Nules**—Often confused with mandarin oranges, clementines are either seedless or have very few. Nules Clementines are considered the best because of their sweet taste and premium flavor. This is a great citrus tree for even the smallest spaces. Clementines are heavy-yielding, even when maintained at a bush size.

## GRAPEFRUIT

**Ruby Red**—The Ruby Red has a classic yellow grapefruit peel with a lovely blush of red. Slice open the thin-skinned fruit to find beautiful, light-pink to deep red flesh inside.

## FIGS (FICUS)

Figs are easy to grow, drought tolerant, and are relatively disease and pest free. They are wonderful in the garden and are a practical way of creating a large, full screen. You can also plant one as a large, dramatic accent plant. The sculptured trunks and limbs provide winter interest. The added bonus is the delicious fruit in the summer and fall! Most fig trees mature anywhere from 12' x 12' to 20' x 20' and can easily be pruned if absolutely necessary. All figs need sun and a well-drained soil.

**Celeste**—Sometimes referred to as the sugar fig, they bear sweet fruit with a smooth rich flavor. Delightful fresh or dried. Zone 7-9. Years to bear 1-2

**Italian Honey**—Grow best in full sunlight and fast draining soils with a pH of 6.5 and produce golden to amber yellow, fleshy sweet-tasting fruits

## LIMES

**Key (Mexican Thornless)**—Upright thornless tree. Fruit is small, thin skinned and has very few seeds. Very aromatic, juicy and acidic. Ripens mid-Sept. to early Oct.

**Palestinian Sweet**—Grown as an ornamental for personal use. Fruit is yellow-green to yellow-orange. Frost tender, better suited for containers.

## LEMONS

**Improved Meyer**—Compact tree, medium sized fruit, thin yellow skin, very juicy. Cold hardy to 25 F. Grows about 10' tall and 8'-10' diameter.

**New Zealand Lemonade**—Cross between a mandarin and lemon. Plant in sun with good drainage. Thorns.

## MANDARIN

**Mandarin Honey** might well be one of the tastiest citrus fruits you've ever tasted. Bursting with juice, sweet as honey, and almost entirely seedless, the Honey Mandarin ranks as one of the tastiest of its kind in the world.

## ORANGES

**Republic of Texas** is the only true cold-hardy orange tree growing in the US. Young trees should be protected from frost the first two years. It produces a sweet, seedy, medium sized orange that ripens between November and January. Sun, slightly acidic, well-draining soil, and reaches a height of about 15 ft. Trees are self-fruitful.

**Navel** grows a second “twin” fruit opposite its stem. The second fruit remains underdeveloped, but from the outside, it resembles a human navel—hence the name. Navels are part of the winter citrus family. They’re seedless, peel easily, and are thought to be one of the world’s best-tasting oranges.

## OLIVE, ARBEQUINA

**The Arbequina Olive** is recognized for its aromatic ripeness, low bitterness, pungency and stability. Resists climate change and frost well. Arbequina is not only among the most cold-tolerant olive trees but also the most adaptable to a variety of growing conditions. Even with considerable neglect, this tree will grow well on almost any well-draining soil in full sun and is a great choice for drought-ridden climates. In spring, small, fragrant cream colored balloons peek out from among the attractive foliage. They are followed by masses of olives in summer, emerging green and then darkening to a glossy brown. This tree will top out at about 20 ft. high.

## PEAR

**Pineapple Pear**—Trees (**PYRUS COMMUNIS**) are hardy, tough and hard to kill once established. These trees produce bushels of pears that are perfect for cooking or canning. Pineapple pear trees grow best in U.S. Department of Agriculture hardiness zones 5 through 9.

## SATSUMA

**Satsuma Mandarin**—In the Houston and surrounding areas they are wonderful evergreen “trees” or large shrubs. It is very important that any mandarin is picked just as yellow or orange coloring begins to appear on the skin. Do not wait until they are fully orange or you will have lost the best flavor and juiciness. Satsumas peel easily and are normally seedless. They grow in full sun or light shade and need a moist but well-drained bed. Extremely cold hardy. Sweet and seedless. Ripens late Sept-early Oct. Bright red-orange fruit.

## TANGERINE

**Sunburst**—The most widely grown commercial Florida tangerine. It is a cross between the two citrus hybrids Robinson and Osceola. Sunburst trees have dark green foliage, moderately vigorous, thornless, up right and spreading shape. They are tolerant of snow scale, moderately cold hardy and have resistance to scab.

Scan QR code for tips on growing Crinums and other lilies



## CRINUMS & LILIES

### CRINUM AMARYLLIDACEAE

Crinums are majestic plants with bold, fragrant, lily-like flowers, imposing foliage, and a strong constitution. The 4"-6" fragrant flowers rise from clumps of long, strap-shaped leaves and bloom spring to fall. Plant 6" deep with neck above ground in humus-rich soil; water and feed heavily during the summer; divide infrequently. Give ample space. ☀️ 🌑



#### ***Crinum americanum* 'Southern Swamp Lily'**

White spider form. Blooms best in sun; can be planted in partial shade. Seeds and sets out stolons. Fragrant. 5' height. Plant 4" deep with neck above ground in humus-rich soil; water and feed heavily during summer; divide infrequently. Give ample space. One bulb per pack, spring-summer growing season. ☀️ ✂️ 🌱 🦋 🌿



#### ***Crinum asiaticum* 'Giant Crinum Lily'**

White spider form. This crinum can get large, but takes a long time. A large bulb can split making smaller bulbs. Plant 4" deep with neck above ground in humus-rich soil; water and feed heavily during summer; divide infrequently. Give ample space. Naturalizes. One bulb per pack, spring-summer growing season. ☀️ ✂️ 🌱 🦋 🌿



#### ***Crinum* 'Ellen Bosanquet'**

Deep rose to wine-red trumpet shaped blooms. 2-3' height, one bulb per pack, spring-summer growing season. Plant 6" deep with neck above ground in humus-rich soil; water and feed heavily during summer; divide infrequently. Give ample space. This variety has one of the longest lasting blooms ☀️ ✂️ 🌱 🦋 🌿



#### ***Crinum* 'J. C. Harvey'**

Majestic pale pink trumpet-shaped blooms with bold, fragrant, imposing foliage, and a strong constitution. Their 4"-6" fragrant flowers rise from clumps of long, strap-shaped leaves and bloom spring to fall. Plant 6" deep with neck above ground in humus-rich soil; water and feed heavily during summer; divide infrequently. Give ample space. ☀️ ✂️ 🌱 🦋 🌿



### *Crinum menezuense* 'Red Bog Lily' **RARE**

Dwarf crinum with clusters of deep pink flowers on small sword like strap burgandy leaves. Likes damp soils but tolerates containers. 12" tall. Naturalizes, This is a very small bulb. One bulb per pack, spring summer growing season. ☀️✂️🌱🦋🐝



### *Crinum* 'Mystery'

Vigorous clump with 8-10, open, dark pink, fragrant flowers with a white star-shaped throat atop 3' tall stems. This crinum does not get as large as some others. We are selling a 1" size bulb. Spring-summer growing season. ☀️✂️🌱🦋🐝



### *Crinum jagus* 'Ratrayaii' **RARE**

Majestic plants with bold, white, fragrant, lily-like flowers, imposing foliage, and a strong constitution. Their 4"-6" fragrant flowers rise from clumps of long, strap-shaped leaves and bloom spring to fall. Plant 6" deep with neck above ground in humus-rich soil; water and feed heavily during summer; divide infrequently. Give ample space. Very upright leaves. One bulb per pack, spring-fall growing season. ☀️✂️🌱🦋🐝



### *Crinum japonica* **NEW, RARE**

Majestic plants with bold, fragrant, lily-like flowers, impressive spotted foliage, and a strong constitution. Their cluster of fragrant blooms on stalks rise from the hardy upright long, strap-shaped spotted leaves and bloom in summer. Plant 4" deep with neck above ground in humus-rich soil; water and feed heavily during summer, divide infrequently. Give ample space. (The asiaticum varieties do better in filtered to part sun to avoid yellow/brown leaves). ☀️✂️🌱🦋🐝



### *Crinum jagus* 'St. Christopher' **RARE**

White bell blossom, fragrant, lily-like flowers and a strong constitution. Their 4"-6" fragrant, white flowers rise from clumps of long, strap-shaped leaves that start narrow and widen as they grow out. Blooms spring to fall. Plant 6" deep with neck above ground in humus-rich soil; water and feed heavily during summer; divide infrequently. Give ample space. Unlike the Ratrayaii, which have the same flowers, the St. Christopher leaves are somewhat thinner and not as upright. ☀️✂️🌱🦋🐝





### ***Crinum procerum* 'Queen Emma'**

Majestic plants with bold, lily-like flowers, imposing foliage, and a strong constitution. Their 6"-10" clump of fragrant flowers rise on a strong burgandy stalk from clumps of long, strap-shaped burgandy leaves and bloom spring to fall. Plant 6" deep with neck above ground in humus-rich soil; water and feed heavily during summer; divide infrequently. Give ample space as it grows. She will get larger every year. 4'-6' tall after about 6 years. We are selling a 1" size bulb. One bulb per pack. ☀️✂️🌀🦋🐝



### ***Crinum* 'Stars & Stripes'**

White with bright pink stripes. Majestic plants with bold, lily-like flowers, imposing foliage, and a strong constitution. Their 4"-6" fragrant flowers rise from clumps of long, strap-shaped leaves. Plant 6" deep with neck above ground in humus-rich soil; water and feed heavily during summer; divide infrequently. Give ample space. very upright leaves. One bulb per pack. We are selling a 1" size bulb. One bulb per pack, spring-summer growing season. ☀️✂️🌀🦋🐝



### ***Crinum* 'Summer Nocturne'**

Pink and white striped, star-shaped flowers rise on a dark green to burgundy stalk from clumps of long, strap-shaped leaves. 4"-6", Summer Nocturne is one of the more fragrant crinums and not as large as others. We are selling a 1" size bulb. One bulb per pack, summer growing season. ☀️✂️🌀🦋🐝

## **LXA INTER-DIVISIONAL HYBRID LILY (*L. longiflorum* Easter Lily x *L. asiaticum*)**

### **LILIACEAE**

Longiflorum traits produce more of a trumpet shape & longer vase life. Asiatic traits produce warmer flower colors & upright calyx, making the flower heads face upwards. Mid-to-late summer blooms. Plant bulbs 5"-6" deep. To 68" tall. Full sun, but can be grown under other plants. Good cut flower, naturalizes, attracts butterflies and bees.



### **LxA Hybrid Lily 'American Tradition'** NEW THIS YEAR

Pastel pink, star shaped flowers, multiple blooms on one stalk, 3 to 5 blooms, a type of lily that is a cross between Asiatic and Longiflorum lilies, four bulbs per pack, mid growing season.

☀️✂️🌀🦋🐝



### **LxA Hybrid Lily 'Hot Dynamite'** NEW

Multiple blooms on one stalk; 3 to 5 blooms, a red hybrid lily that is a cross between Asiatic and Longiflorum lilies, four bulbs per pack.

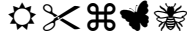
☀️✂️🌀🦋🐝

## LYCORIS SPIDER LILY AMARYLLIDACEAE



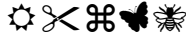
### *Lycoris aurea* 'Yellow Hurricane Lily'

Yellow, spider shaped flowers. In early fall, leafless flower with spidery-looking stamens; followed by narrow strap leaves. Plant 3"-4" deep in good soil with neck just above soil. Water during growth period, but keep dry in summer dormancy. Feed when foliage emerges and again after blooming in Aug. and Sept. Does not bloom first year. Don't disturb.



### *Lycoris radiata* 'Red Spider Lily'

Red, spider shaped flowers. In early fall, leafless flower with spidery-looking stamens; followed by narrow strap leaves. Plant 3"-4" deep in good soil with neck just above soil. Water during growth period, but keep dry in summer dormancy. Feed when foliage emerges and again after blooming in Aug. and Sept. Does not bloom first year. Don't disturb. One bulb per pack.



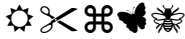
## OTHER LILIES



### *Hippeastrum x johnsonii* 'St. Joseph's Lily'

#### AMARYLLIDACEAE

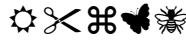
Hardy, heirloom, small amaryllis that blooms in the spring with stalk of fragrant bright red flowers with thin white stripe. Full Sun, 18" height. Dormant in winter. Do not overwater. Naturalizes, seeds. Sold in a one gallon pot.



### *Hymenocallis carolinia* 'Spider Lily' White Spider Lily

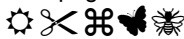
#### AMARYLLIDACEAE

Fragrant spider shaped flowers form from spring to summer. Plant in fall with neck and shoulders above soil level. Little water while dormant in winter. Naturalizes. One bulb per pack.



### *Hymenocallis harrisana* **RARE**

Fragrant white spider shaped flowers form from spring to summer. Plant in fall with neck and shoulders above soil level. Little water while dormant in winter. Thinner upright leaves than the carolinia. Sold bare root. One bulb per pack





### ***Scadoxus multiflorus* 'Blood Lily' AMARYLLIDACEAE**

Amaryllidaceae blooms late spring to summer; green strap leaves die back in winter. Plant 2" deep, 4"-5" apart. The pinkish, red flower head consists of 200 flowers packed into a spherical umbel, up to 10" in diameter, with prominent stamens. Don't let soil dry out during growing period. ⚙️✂️🌿🦋🐝

## **ZEPHYRANTHES & HABRANTHUS RAIN LILY AMARYLLIDACEAE**

Rain Lilies sprout and bloom 2 to 3 days after rain from spring to fall. The flowers can take some drought and will naturalize. Zephyranthes resemble lilies or crocuses and "look up."



### ***Habranthus robustus* 'Pale Pink Rain Lily'**

Habranthus flowers are trumpet to funnel shaped and inclined at an angle. Sprouts and blooms 2 to 3 days after rain from late spring to fall. Can take some drought. They are typically larger than the Zephyranthes blooms. Every once in a while you can get two blooms on one stalk. Can take some drought. Seeds. One bulb per pack. ⚙️✂️🌿🦋🐝



### ***Zephyranthes candida* 'White Rain Lily'**

White with star shaped blooms, sprouts and blooms 2 to 3 days after rain from late spring to fall. Zephyranthes resemble lilies or crocuses and "look up." Can take some drought. One bulb per pack. ⚙️✂️🌿🦋🐝



### ***Zephyranthes citrina***

Dark yellow color with star shaped blooms. Sprouts and blooms 2 to 3 days after rain from late spring to fall. Zephyranthes resemble lilies or crocuses and "look up." Can take some drought. Seeds. ⚙️✂️🌿🦋🐝



### ***Zephyranthes grandiflora pink* 'Pink Rain Lily'**

Grandiflora is a larger bulb and has larger blossoms than most other Zephyranthes rain lilies; but does not seed. Sprouts and blooms 2 to 3 days after rain from late spring to fall. Zephyranthes resemble lilies or crocuses and "look up." These flowers can take some drought and will naturalize. ⚙️✂️🌿🦋🐝



### ***Zephyranthes labuffarosa* Pink**

Pale pink color with star shaped blooms, sprouts and blooms 2 to 3 days after rain from late spring to fall. Zephyranthes resemble lilies or crocuses and "look up." These flowers can take some drought and will naturalize. ⚙️✂️🌿🦋🐝



**Zephyranthes labuffarosa White**

White with star shaped blooms, sprouts and blooms 2 to 3 days after rain from late spring to fall. Zephyranthes resemble lilies or crocuses and “look up.” Can take some drought. ☀️✂️🌿🦋🐝



**Zephyranthes 'Prairie Sunset'**

Pale pink or shell colored star shape blooms, sprouts and blooms 2 to 3 days after rain from late spring to fall. Zephyranthes resemble lilies or crocuses and “look up.” Can take some drought.

☀️✂️🌿🦋🐝



**Zephyranthes 'Reginae'**

Light yellow with star shaped blooms, sprouts and blooms 2 to 3 days after rain from late spring to fall. Zephyranthes resemble lilies or crocuses and “look up.” Can take some drought

☀️✂️🌿🦋🐝



**Zephyranthes 'Ruth Page'**

Deep pink with star shaped blooms, Ruth Page is a little smaller than grandiflora and it seeds. Sprouts and blooms 2 to 3 days after rain from late spring to fall. Zephyranthes resemble lilies or crocuses and “look up.” Can take some drought.

☀️✂️🌿🦋🐝



*“Where old fashioned customer service and product quality are still important!”*

www.NaturesWayResources.com  
 936-321-6990 (Metro)  
 936-273-1200 (Conroe)  
 101 Sherbrook Circle  
 Conroe, TX 77385

- PLANTS
  - SOILS
  - MULCH
  - COMPOST
  - SAND & GRAVEL
  - ORGANIC GARDENING SUPPLIES
- All our products are safe for children and animals.*

Retail & Wholesale, Bag, or Bulk  
 Delivery Available

Scan QR code for tips on Tips for Growing Daffodils in the Houston Area



## DAFFODILS & PAPERWHITES

### AMARYLLIDACEAE

Ideal spring bulbs for the South, daffodils often expand and multiply from year to year, take minimal care and offer a wonderful array of flower forms, sizes, and colors. Until planted, they should be stored in mesh bags or open flats in a cool, well-ventilated place (not the refrigerator). Keep bulbs dry until planted.

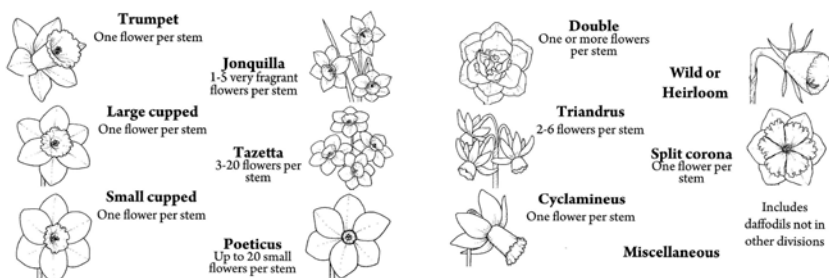
**Planting in the Garden:** Plant in November or December with 2" soil above the shoulder of the bulb and 1" sand beneath. Water well. Fertilize after blooming by sprinkling bulb fertilizer over the bulb bed, then scratch or water in. Special bulb fertilizers are considered best. Look for a 10-10-20 formulation. Allow foliage to wither and die naturally, as the leaves build a food source for next year's blooms. Do not over water while dormant.

**Planting in Soil in Pots:** Paperwhites and some other Tazettas are the only Narcissi suitable for growing indoors. Use the same planting instructions as above (Planting in the Garden). Place pots in a cool place inside and check weekly for growth. As leaves form, move to a sunny window. When blooms appear, move to a cooler place to extend blooming. Place pots outdoors after blooms fade. Allow foliage to wither and die naturally and do not over water while dormant.

**Forcing Bulbs\* with Water-Planting:** Use a bowl or vase with high sides (4"-14"). Place 1-2 tbsp. agricultural charcoal (available at a garden or fish store) in the bottom of the bowl to keep the water fresh. Add 2" to 4" gravel, rocks or glass marbles. Place the bulbs on top of these hard objects, but don't let bulbs touch the sides of the vase or each other, or they can rot. Add more objects to hold the bulbs upright. Plant as many bulbs as you can to make a better show. Add water just below the surface, but not touching the bulb. Keep water at this level. Place in a cool, low-light location. When roots form and growth begins, move to a sunny window. If the flower heads are heavy and the stems droop, stake the stems. Once flowers appear, move to a cooler place to extend blooming time. \*ONLY paperwhites are appropriate for forcing in water. Daffodils should be planted in the ground or in outside pots.

### NARCISSUS DIVISIONS

There are 12 different Narcissus Divisions recognized by the American Daffodil Society. Colors range from pure white to yellow to coral. Many varieties are bi-color. Until planting, keep bulbs in a mesh bag in a cool dark place.





## DAFFODILS

These bulbs are the darlings of the South. Many varieties naturalize in our area. There are 11 different Narcissus Divisions recognized by the American Daffodil Society. Colors range from pure white to yellow to coral. Many varieties are bicolor. Until planting, keep bulbs in a mesh bag in a cool dark place. There is a lot of confusion about what to call these wonderful flowers. All are of the genus Narcissus and can be referred to as such. Daffodil refers to a specific kind of Narcissus which is large-flowered with flat, strap-like leaves.



### ***Narcissus* 'Avalanche'**

Multi-headed white flowers with primrose yellow cups, tazetta flower shape, 16"-18" height, eight bulbs per pack, mid growing season.



### ***Narcissus* 'Barret Browning'** NEW

Brilliant white perianth with a strong orange corona, slightly ruffled cup., 16"-18" height, eight bulbs per pack, early growing season.



### ***Narcissus* 'Butterfly Mix'**

Yellow and white color, split corona flower shape, 16"-18" height, eight bulbs per pack, mid-spring growing season.







### ***Narcissus* 'Carlton'**

Two-toned yellow, with a vanilla-like fragrance, large cupped flower shape, 14"-16" height, eight bulbs per pack, early spring growing season.







### ***Narcissus* 'Chromacolor'**

Pure white blooms show deep ruffle coral cup. Colder temps bring orange tones, warmer produce pink/salmon colors, large cupped flower shape, 18"-20" height, eight bulbs per pack, mid growing season.    








### ***Narcissus* 'Flowerdrift'** NEW

Large double flower with multiple creamy and white petals being surrounded by a soft orange and yellow center, 12"-16" height, eight bulbs per pack, early growing season.    



### ***Narcissus* 'Gigantic Star'**

Huge yellow flower, overlapping petals, resembles a star and frilled vivid yellow trumpet, large cupped flower shape, 18"-24" height, eight bulbs per pack, mid growing season.     



### ***Narcissus* 'Monal'**

Nicely formed yellow petals with a vivid orange cup. Division 2 daffodil meaning one bloom per stem and the cup length is more than 1/3 of, but less than or equal to the length of the petals. Fragrant. 16"-18" height, eight bulbs per pack, early growing season. ☀️ 🌑 ✂️ ☠️



### ***Narcissus* 'Mount Hood'**

Blooms are large and open a pale primrose yellow, then become snowy white, large cupped flower shape, 16"-18" height, eight bulbs per pack, mid growing season.

☀️ 🌑 ✂️ ☠️



### ***Narcissus* 'Tahiti'**

Ruffled yellow petals, with yellow-orange split corona, double flower shape, 14"-16" height, eight bulbs per pack, mid-spring growing season.

☀️ 🌑 ✂️ ☠️



### ***Narcissus* 'White Marvel'**

Triandrus, scented, multi-flowered ivory white, corona-shaped double flower, 12"-14" height, eight bulbs per pack, early growing season.

☀️ 🌑 ✂️ 🍷 ☠️ 🦋 🌸

## PAPERWHITES

An ideal bulb for the South, this *Narcissus* bulb can be planted in the ground (or in pots) November and December or forced in pots or water for the holiday season.

To force Paperwhites in a container, place bulbs on a layer of gravel to hold bulbs, but not cover them. Add water to the container to the base of the bulbs, taking care not to allow the bulbs to touch the water. Place container in a sunny spot for best growth. Bulbs that are forced without soil use all their energy to bloom and rarely revive in the garden, so add them to your compost pile after blooming.

Narcissus make wonderful cut flowers, but give them a vase of their own. Freshly-cut stems release a substance that may cause other cut flowers to wilt.



### ***Narcissus* 'Erlicheer'**

All white, heavily fragrant, can be forced indoors, multiple flowers, creamy yellow coronas, tazetta shaped flower, 14"-16" height, 10 bulbs per pack, January-March growing season.

☀️ 🌑 ✂️ ☠️



**Narcissus 'Inball'**

All white, lightly fragrant, can be forced indoors, best look when planted in clumps, tazetta shaped flower, 12"-14" height, 10 bulbs per pack, January-March growing season.



**Narcissus 'Nir' (Galilea)**

All white cultivar, earlier bloomer, fragrant, can be forced indoors, best look when planted in clumps, tazetta shaped flower, 13"-18" height, 10 bulbs per pack, January-March growing season.



**Narcissus 'Ziva'**

All white, very tall, heavily fragrant, can be forced indoors, best look when planted in clumps, tazetta shaped flower, 16"-20" height, 10 bulbs per pack, January-March growing season.



Urban Harvest cultivates thriving communities through gardening and access to healthy, local food. We are improving the lives, soil, and plates of all Houstonians through: Organic Gardening & Nutrition Education, Healthy Food Access, and Community Gardens.

**FARMERS MARKETS**

**Urban Harvest Farmers Market**

Every Saturday, 8am to Noon  
2752 Buffalo Speedway, Houston

**National Farmers Market  
Week Celebration**

August 6

**Fall Festival** – October 29

**Winter Festival** – December 10

**CLASSES**

- Basic Organic Gardening series • Soil Mulch and Compost • Bokashi Composting
- Insectary Gardens • Fall Vegetable Planting
- Growing Garlic and Onions
- Edible Academy Teacher Workshop
- Fall Fruit Tree Care



Scan the QR Codes to learn more



## DAYLILIES

### HEMEROCALLIS

Few plants offer so many flowers in so many colors for so little care. Clusters of lily-like flowers at the end of leafless, wand-like stems stand well above the foliage. Tetraploids are daylilies which have twice as many chromosomes as a normal daylily. They are not necessarily better, but they are usually bigger and stronger than diploids. Daylilies generally bloom once a year, producing numerous flowers over a three-week period. Flowers last only one day, although those labeled "Extended bloom" last for at least 16 hours. Re-blooming daylilies bloom repeatedly throughout the season.

Daylilies adapt to almost any soil type, but for best results, use a well-drained, slightly acidic soil. Do not plant near broad-leaved trees; as the tree roots can rob the soil of moisture and nutrients. Plant 12"-18" apart. Cover the top of the crown with 1" soil and then water well. Keep moist for the first month. They are drought-resistant once established, but bloom better with more moisture.

In spring, apply a 5-10-10 or 5-10-5 fertilizer (keep fertilizer off foliage) and water it in. Don't fertilize newly-planted daylilies. Every 3-4 years, divide. Daylilies are usually disease and pest-resistant. For best blooms, plant in full sun or in a place with at least a minimum of 6 hours of sun. Dark colors prefer some shade.

These almost carefree bloomers are a joy in any garden. There are a huge array of colors and many are repeat bloomers all summer long. The blooms are clusters of trumpet shaped flowers, waving above the long strap shaped leaves. They are adaptable to almost any type of soil. They are freeze hardy and drought tolerant.



#### ***Hemerocallis* 'Autumn Red'**

Velvet red with orange throats, reblooming, heat tolerant clump forming perennial with strap like leaves, spreads slowly by rhizomes, 6 petal star shaped flower, one bulb per pack, summer growing season.



#### ***Hemerocallis* 'Catherine Woodbury'**

Pale pink to lavender with delicate golden eye, green leaves turn yellow in Fall, 6 petal star shaped flower, one bulb per pack, summer growing season.



#### ***Hemerocallis* 'Double Dream'**

Cheery apricot peach double blooms, fragrant, 6 petal star shaped flower, perennial, one bulb per pack, summer growing season.





***Hemerocallis* 'Double Pardon Me'**

Deep red, 6 petal star shaped double flower, perennial, one bulb per pack, summer growing season.



***Hemerocallis* 'Double Talk'**

Yellow double blooms with warm orange glow, 6 petal star shaped flower, perennial, one bulb per pack, summer growing season.



***Hemerocallis* 'Fragrant Returns'**

Vibrant yellow blooms, fragrant, 6 petal star shaped flower, perennial, one bulb per pack, summer growing season.



***Hemerocallis* 'Rajah'**

Red orange bi-color, rusty orange with red center, 6 petal star shaped flower, one bulb per pack, summer growing season.



***Hemerocallis* 'Raspberry Ruffles'**

Fragrant pale pink with thin streaks of burgundy, opens to reveal a dramatic, two-toned raspberry and lime green throat, 6 petal star shaped flower, perennial, one bulb per pack, summer growing season.



**#BoughtItAtBulbMart**

**Thank you for supporting the 80th Bulb & Plant Mart Ashley, Claire and Paula 2022 Chairs**



## GINGERS

### ZINGIBERACEAE

Prized for their beautiful, tropical foliage and exotic, scented blooms, gingers multiply well. Plants thrive in Southern heat and humidity, spreading slowly, but widely, through rhizomes. Gingers do best in loose soil enriched with humus. Cover the rhizomes with 1"-2" soil. Many gingers go dormant in winter and reappear in spring. Water sparingly when dormant; begin feeding monthly as soon as spring growth begins and continue during the growing season. Good drainage and an abundance of water (except during dormancy) are essential. If it is hot and dry, water your ginger daily. They prefer morning sun, afternoon shade; foliage will be damaged in Houston's full sun.

### ALPINA SHELL GINGER

Ginger-scented rhizomes produce slender, but strong, reed-like stems with lance-shaped leaves, racemes of showy, bell-shaped flowers that are slightly hooded, and ovoid fruits. Handsome foliage, good for cuttings; evergreen in areas that do not have a hard freeze. Need to settle in for two years after planting before blooming. Cut to ground all canes that have finished flowering. Best grown in moist, fertile, humus-rich soil. Grows on prior year's growth, so bloom is lost if plant freezes back. Sun, partial shade. ☉



#### *Alpinia nutans* 'Dwarf Cardamom Ginger'

White flowers have a porcelain look, shell-shaped and bloom prolifically, 30"-36" height. It has a very distinctive cardamom fragrance when brushed or rubbed, but this is not the plant that produces the spice by that name. Sold bare root, one bulb per pack, late spring to early summer growing season. ☉ ✂ ✂ ●

### CURCUMA HIDDEN GINGER

Highly ornamental. Known as Hidden Ginger because plume-like bloom may be hidden between rich, banana-shaped, apple green leaves. Dormant in winter, reappearing in late May or early June. Water sparingly in dormancy. Filtered sunlight. ☉



#### *Curcuma latifolia* 'Hidden Ginger'

Highly ornamental. Pineapple shaped, bright pink blossom with yellow insides, leaves have a pink spine, 3' height. Sold bare root, one bulb per pack. Dormant in winter, reappearing in late May or early June. Water sparingly in dormancy. Filtered sunlight. ☉ ✂ ✂ ●

## **HEDYCHIUM** BUTTERFLY GINGER

Grown for handsome foliage of waxy stems and leaves with fragrant blooms. In late summer or early fall, honeysuckle-scented blossoms in dense spikes open from cones of overlapping bracts at the ends of stalks. Each flower head has several 2" individual colorful blossoms, reminiscent of flashy tropical birds or butterflies. Cut back old stems after flowers fade to encourage new growth. Likes morning sun; afternoon sun can burn foliage. 5'-6' tall. Perennial, sold bare root. ●



### ***Hedychium coronarium* White Butterfly Ginger**

Large white flower, fragrant. Waxy stems and leaves decorate the 5' tall stem which is topped with large spikes of bright, white, flowers. Spectacular flower heads crowning 3'-5' stems in summer. Each flower head has several 2" individual, very fragrant white blossoms, reminiscent of flashy tropical birds or butterflies. Perennial. Sold bare root. ● ☞



### ***Hedychium coronarium* 'Peach Delight'**

Waxy stems and leaves decorate the 5' tall stem which is topped with large spikes of bright, yellow to peach, fragrant flowers. Spectacular flower heads crowning 3'-5' stems in summer. Each flower head has several 2" individual, very fragrant peach blossoms, reminiscent of flashy tropical birds or butterflies. Perennial. Sold bare root. ● ☞



### ***Hedychium* 'Apricot' (Butterfly Ginger, Ginger Lily)**

Waxy stems and leaves decorate the 3'-5' tall stem which is topped with large spikes of bright peach fragrant flowers in summer. Each flower head has several 2" individual colorful blossoms, reminiscent of flashy tropical birds or butterflies. Perennial. Sold bare root, one bulb per pack, summer growing season. ● ☞



### ***Hedychium* 'Tangerine' (Butterfly Ginger, Ginger Lily)**

Waxy stems and leaves decorate the 5' tall stem which is topped with large spikes of bright, flame orange, fragrant flowers. This one blooms mid-summer through September and is heat tolerant, with spectacular 12" tall flower heads crowning 3'-5' stems in late summer. Each flower head has tons of 2" individual, very fragrant colorful blossoms, reminiscent of flashy tropical birds. Tolerant of heavy soils, their normal habitat is the edge of the forest but where there is plenty of light and lots of moisture during growing season. Perennial. Sold bare root.. ● ☞



***Hedychium flavium x coccineum* 'Dr. Moy'**

Peach to coral flowers with darker throats. This is one of the best known ornamental plant hybrids from the late plant breeder Dr. Moy of the San Antonio Botanical Garden. The 4'-6' tall stalks of this hybrid have long variegated leaves. One bulb per pack, sold bare root, summer growing season. ☉ ☿



***Hedychium x samsheri***

Waxy stems and leaves decorate the 5' tall stem which is topped with large spikes of creamy peach to pink with darker throat flowers. Spectacular flower heads crowning 3'-5' stems in summer. Each flower head has several 2" individual, very fragrant peach blossoms, reminiscent of flashy tropical birds or butterflies. Perennial. Sold bare root.. ☉ ☿



*à bientôt*  
S A L U T E S  
all of our  
friends and family at  
**GCH**  
2501 RIVER OAKS BOULEVARD  
HOUSTON, TEXAS 77019  
713.523.3997  
www.abientot713.com  
☐ abientot713



## HERBS

*Availability is dependent on our growers.*

### APIACEAE

#### ***Anethum graveolens*** 'Bouquet Dill'

Blue-green foliage; grown for leaves; very few seeds. Prefers cool weather. To 4' tall. ☀️ 🌙 🦋

#### ***Coriandrum sativum*** 'Cilantro/Coriander'

Cool-weather annual. Winter hardy. 12"-15" high. Reseeds. ☀️

#### ***Foeniculum vulgare*** 'Sweet Greenleaf Fennel'

Feathery foliage with sweet, anise flavor. Grows well in the South. Drought-resistant, but a little water improves its appearance. To 5'. ☀️ 🦋

#### ***Petroselinum crispum*** 'Parsley'

Cool weather annual; pinch back. Black swallowtail butterflies love it; if you see caterpillars munching, be merciful; today's caterpillar is tomorrow's butterfly. 🌙 🦋

#### ***Petroselinum crispum*** 'Neopolitanum' (Italian Flat Parsley)

Considered more flavorful than other parsleys. 2'-3' tall. 🦋

## ASTERACEAE

### ***Artemisia dracunculus*** 'Sativa' (French Tarragon)

Tall grass, medium in texture with slender leaves, no flowers or seeds. ☀

### ***Tagetes lucida*** 'Compact Mexican Mint Marigold/Texas Tarragon'

Smooth, dark-green leaves have scent and flavor of tarragon and can be used as a substitute. Small, orange-red flowers in fall. Deadhead to prolong flowering. Water freely in drought. To 3' tall. ☀

## LAMIACEAE

Lamiaceae are members of the Mint Family. The rich, spicy quality of these plants makes them useful in cooking, and nearly half the spices in your kitchen come from this one family.

### ***Lavendula dentata*** 'Lavender'

Withstands our heat and humidity.

### ***Melissa officinalis*** cv. 'Lemon Balm'

Hardy and easy to grow; self-sows; spreads rapidly. Shear to keep compact. To 2' tall. ☾

***Mentha*** 'Mint' Can be invasive. Prefers light, medium-rich, moist soil. Contain in pot or box to keep in bounds. ☀ ☾

***Mentha x piperita*** 'Spearmint' Dark green leaves; spikes of purple flowers.

***Mentha x piperita*** 'Peppermint' Leaves are slightly fuzzy, purple flowers, mid- late summer.

***Mentha x piperita*** f. *Citrata* 'Chocolate' sweet scented foliage, lavender flowers

***Mentha x villosa*** 'Mojito Mint' Cuba's famed Mojito Cocktail, once a daily favorite of Ernest Hemingway, has enjoyed a resurgence in popularity. The Mojito is made with rum, sugar, lime juice and mojito mint.

### ***Nepeta cataria*** 'Catnip'

Blooms late summer. Cats will destroy! ☀ ☾ 🦋

***Ocimum basilicum*** 'Sweet Basil' Somewhat bushy plant with green, shiny, 1"-2" leaves and spikes of flowers. The hotter, the better. Pruning encourages dense growth and prevents seeding. To 2' tall. ☀

### ***Ocimum basilicum*** 'True Thai' (Siam Queen)

Strong, spicy, licorice flavor that's good in Thai and Vietnamese dishes.

### ***Ocimum basilicum*** x c. 'Pesto Perpetuo' (Variegated Sweet Aussie)

Ornamental; less useful in kitchen.



***Origanum x majoricum* 'Sweet Creeping Marjoram'** Cut back old, flowered stems in early spring. ☀️ 🌑 🦋

***Origanum x majoricum Scillian* 'Oregano'**

Some cooks consider this the best marjoram for seasoning. Clump-forming with rounded, aromatic, mid-green leaves to 1" long. Bell-shaped, white flowers with pink bracts bloom early summer.

***Rosemarinus officinalis* 'Rosemary'** Aromatic foliage and light blue, tubular flowers. Can survive blistering sun and poor soil. ☀️ ❄️

***Rosemarinus officinalis* 'Arp'**

Discovered in Arp, Texas. Dark green foliage with grayish tinge. Medium-blue flowers. Hardy. Needs frequent pruning. To 4' tall. 🇹🇽

***Polygonaceae rumex scutatus* 'French Sorrel'**

Large succulent leaves commonly used in soups and salads. It grows abundantly in meadows, a slender plant about 2' high, with juicy stems and leaves, and whorled spikes of reddish-green flowers, which give color, during the months of June and July, to the grassy spots in which it grows.

***Salvia officinalis* 'Berggarten' (Dwarf Garden Sage)**

Fragrant, narrow gray-green leaves with same robust flavor as larger version; small, purplish-blue flowers. Compact. 16" high. ☀️ 🐝 🦋

***Thymus* 'Thyme'** Tiny, heavily scented leaves and masses of little flowers in whorls. Cut back thyme in early spring; trim lightly and regularly after flowering to retain compactness. ☀️ 🐝 🦋

***Thymus vulgaris* 'French'** It is a low-growing, bushy thyme with gray narrow leaves. Once established, it tolerates drought and requires little care. Honeybees love the white flowers. 🐝

***Thymus vulgaris* 'English' (Common Thyme/Old-Fashioned Thyme)** White to lilac flowers spring/summer. Great as low edging or in containers. 1'-2'. ☀️

***Thymus* 'Citriodorus' (Lemon-scented Thyme)** Bushy, mid-green, lemon-scented leaves; pale lavender-pink flowers in late spring or early summer. ☀️

## LILIACEAE

***Allium schoenoprasum* 'Chives'** Sprinkle on food just before serving, as cooking destroys flavor. Clusters of clover-like, rose-purple spring flowers are formed on thin stems. ☀️ 🌑 🐝

***Allium tuberosum* 'Garlic Chives'** Delicate garlic flavor in flat leaves. Spreads by tuberous rootstock and by seeds. ☀️ ✂️

# HOSTAS

## ASPARAGACEAE

These rhizomes are perennial and offer a bright spot in shady areas. They grow in clumps and come in a variety of beautiful green colors from chartreuse to creamy white. Plant hostas in well-draining soil to prevent the rhizomes from rotting. Their lush and diverse foliage varies widely in size from 1"-18" in length to 1"-12" in width. The flowers also open in the evening and close in the morning. Also known as the "August Lily" because it blooms in late summer. Their easy care makes them ideal for a low maintenance garden. Most hostas need some shade but the leaf color determines how much. With lighter color leaves there needs to be some sunlight to keep their color.



### **Hosta 'Fragrant Blue'** NEW

Clump of medium size hosta with heart-shaped blue leaves with stalks of funnel-shaped white flowers on tall scapes. 20" height, one bulb per pack, summer growing season. ●



### **Hosta 'Francee'**

Heart shaped dark green leaves with white border, pale lavender funnel-shaped blooms on 30" scapes, one bulb per pack, summer growing season. ●




### **Hosta 'Guacamole'**

Huge glossy avocado green heart shaped leaves with a dark green border, fragrant lavender blooms on 36" scapes, one bulb per pack, summer growing season. ●



### **Hosta 'Night Before Christmas'**

Large clump forming dark green leaves with ivory white centers, heart shaped lavender tubular flowers on 30" stalk, attracts hummingbirds, full to part shade, one bulb per pack, summer growing season. ● 

## IRIS

*Availability is dependent on our growers.*

### IRIDACEAE

A deciduous perennial bulb will bloom in the summer. It will naturalize and spread and should be cut back in the fall.



#### ***Iris albicans* 'Cemetery Iris'**

White blooms with classic iris shape, evergreen, old fashioned heirloom plant, 10"-12" height, one bulb per pack, mid to late growing season.



#### ***Iris japonica* 'Nada'**

Shade loving evergreen leaves, small white orchid like flowers are white with yellow in crest, blooms in spring, 6"-8" height, one bulb per pack, spring-summer growing season.



#### ***Montbretia* (Crocsmia)**

Red-orange flowers, naturalizes and spreads, blooms in summer, cut back in fall, 24"-36" height, three to four bulbs per pack, late fall to mid-spring growing season.



#### ***Neomarica gracilis* 'White Walking Iris' or 'Apostle Iris'**

Blooms in spring with blue and white six petal star shaped flowers. Evergreen fans of leaves. New plantlets form as each flower fades, the stalk is weighted down to the ground and it roots. Thus the plant "walks." 12"-14" height, one bulb per pack, late spring to early summer growing season.



#### ***Neomarica longifolia* 'Yellow Walking Iris' or 'Apostle Iris'**

Delicate yellow six petal star shape blooms develop in spring to early summer. Forms new plants where flowers fade. 14" height, one bulb per pack, late spring to early summer growing season.



Standards & Falls Iris  
proudly supports

**The Garden Club of Houston's  
Bulb and Plant Mart**

*Louise Jamail, Melinda Nickens, and Carol Price*  
[www.standardsandfallsiris.com](http://www.standardsandfallsiris.com)



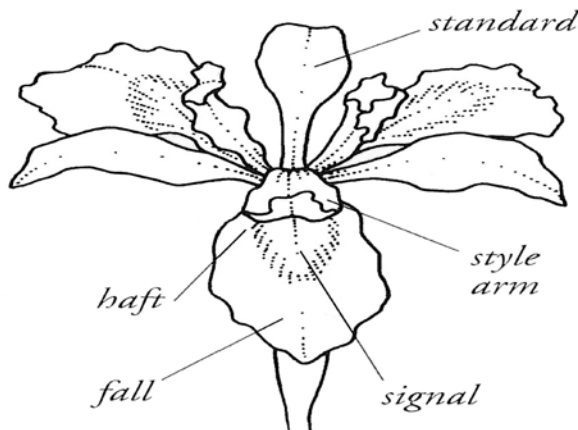
Scan QR code for tips on Tips for Growing Louisiana Iris



## LOUISIANA IRIS

The Mart features hybrid Louisiana Iris, perennials which are well-suited to Houston's climate and usually disease-free. They bloom from March through April and need at least 3 hours of sun/day (more in winter.) They should be planted immediately or soaked overnight and then planted in rich beds of peat moss, manure, and soil. Plant rhizomes just below the surface in a bed level with the lawn or a low spot. Fertilize once or twice during a growing season with a balanced food. They need plenty of water all year; flood once or twice in January and February before blooming, and water sufficiently in summer to maintain active growth. Mulch heavily to prevent sunburn during the summer.

If properly watered and fed, they may be left alone for years. August through October is the dormant season, and the best time for transplanting. When transplanting, cut the leaves back into a fan shape, leaving about 8" growth. Always keep the roots moist after they have been dug.



### LOUISIANA IRIS MEDALS

- C.W.A.** Charles W. Arny Jr. Award, given by the Society for Louisiana Irises in recognition of promising Louisiana irises.
- M.S.D.** Mary S. DeBallion Medal. The top Louisiana Iris award voted by American Iris Society judges.
- A.M.** Award of Merit, given by the American Iris Society.
- A.D.** Aussie Dykes Medal, given annually to the best of all Iris by the American Iris Society, rarely given to a Louisiana Iris.
- H.M.** Honorable Mention, given by the American Iris Society.
- H.C.** Honorable Commendation, given by the American Iris Society.
- J.B.M.** John Betts Medal for best iris in the West Australian trial garden. West Australian region of the ISA (Iris Society of Australia).



### Louisiana Iris 'Acadian Miss'

H.M. -1982 A.M. -1986 M.S.D. -1990

(Charles W. Army, R. 1980). Ruffled white, pastel yellow-green signal; green style arms, 30" height. 'Clyde Redmond' X 'Clara Goula'. Charjoy 1980. Sold bare root, one bulb per pack, early to mid season bloom.



### Louisiana Iris 'Audition' NEW

H.M. -1982 A.M. -1986 M.S.D. -1990

(John C. Taylor, R. 1998). Standards red purple; style arms red purple, yellow base; Falls deeper red purple, edged buff, signal yellow, 47" height. 'Gladiator's Gift' X 'Margaret Lee' sibling. One bulb per pack, mid growing season.



### Louisiana Iris 'Bayou Short Stuff' NEW

(Faggard, A. 1986). Dark blue; narrow dark blue style arms, gold yellow crest; slight sweet fragrance. 23" height. Parentage unknown. Sold bare root, one bulb per pack, mid to late growing season.



### Louisiana Iris 'Better Believe It'

(John C. Taylor, R. 1996) Seedling UL 20-6. Standards yellow spray pattern, border red; style arms yellow, blushed red, falls yellow spray pattern, red border, green-ribbed yellow signal, 47" height. 'Desert Jewel' X 'Margaret Lee'. Rainbow Ridge 1998/99. Sold bare root, mid to late growing season



### Louisiana Iris 'Birdland'

(Musacchia, J. R. 2015). Standards baby blue; style arms lavender, baby blue tips; Falls baby blue, signal yellow with light yellow at base. Parentage unknown. 23" -25" height. Sold bare root, one bulb per pack, early to mid growing season.



### Louisiana Iris 'Black Gamecock' NEW

H.M. -1982 A.M. -1986 M.S.D. -1989

(Frank Chowning, R. 1978). Blue-black self; narrow gold line signal, 24" height. Unknown parentage. Melrose Gardens 1980. Sold bare root, one bulb per pack, late blooming season.



### Louisiana Iris 'Blue Mountain Mist' H.M. -2009-2010 A.M. -2010, 2014 M.S.D. -2016 H.C. -2008 J.B.M. -2009

(Bernard Pryor, R. 2006). Seedling 1/01-A. Standards and falls pale sky blue, fine white rim, white reverse; style arms ice blue, white tips; signals yellow blotch overlaid golden orange steeple on falls, triangular form, slight fragrance, 28" height. 'C'est La Mote' X 'Swirling Waters'. Iris City 2007. Sold bare root, one bulb per pack, mid to late growing season.





### Louisiana Iris 'Brown Recluse' **NEW**

species fulva-(Moore, W. 2011). Tan brown stands, yellow cast, faint tan veining; lighter brown line signal overall; falls slightly darker tan brown veined darker, dark brown line signal from haft to distal edge; styles green center, tan at lip. 28-30" height. I. fulva, yellow X I fulva red. Good grower in the north. Sold bare root, one bulb per pack, early to mid growing season.



### Louisiana Iris 'Buff Dancer'

(Frank Chowning by Henry Rowlan, R. 1985). Golden buff, orange line signal bordered brown; cinnamon crest and styles; slight musky fragrance, 31" height. 'G. W. Holleyman' X 'Little Miss Leighley'. Rowlan. Sold bare root, one bulb per pack, mid growing season



### Louisiana Iris 'Cajun Jester' **NEW**

(Musacchia, J. 2019). Deep purple standards. Falls, deep purple with light rim. Style arms lighter purple. Bright yellow steeple signal. Very curvy stalk. Named for its form (like a jester hat) and its crazy curvy stalk. 34-36" height. Sold bare root, one bulb per pack, early to mid growing season.



### Louisiana Iris 'Clyde Redmond'

**H.M. -1972 M.S.D. -1974**

(Charles W. Army, R. 1970). Cornflower blue self; yellow signal, 30" height. 'Puttytat' X 'Snow Pearl'. Charjoy 1971. Seedling BL 2-69. LA, Sold bare root, one bulb per pack, mid growing season.



### Louisiana Iris 'Colorific'

(Joseph Mertzweiller, R. 1978). Standards white with very pale lavender flush and lavender centerline; greenish white style-arms, flushed lavender at tip; falls medium reddish purple, lighter toward center, darker purple veining; small yellow line crest, 32"-36" height. 'Crescent City' X 'Sidoux LeJeune'. Sold bare root, one bulb per pack, mid growing season



### Louisiana Iris 'Deja Voodoo'

**H.M. -2014 A.M. -2016 M.S.D. -2018**

(Patrick O'Connor, R. 2011). Standards, falls and style arms deep purple; bright yellow arrowhead signal; lightly ruffled, 32" – 34" height. 'German Coast' X 'Henry Rowlan', Sold bare root, one bulb per pack, mid growing season.



### Louisiana Iris 'Dixie Counry' **NEW**

(Strawn 1993). Standards and falls violet-blue. Styles arms slightly lighter violet blue. Inconspicuous yellow spear signal, 28" height. Lafitte's Retreat x I hexagona. A good grower that is one of the few hybrids of I. hexagona origin. Sold bare root, one bulb per pack, late growing season.



### Louisiana Iris 'Easter Tide'

**H.M. -1981 M.S.D. -1983**

(Charles W. Arny, R. 1979). LA, Standards lavender-blue; falls light yellow; deep orange-yellow irregular-shaped signal; broad lavender-pink stylearms, 30" height. 'Lucile Holley' X lavender seedling. Sold bare root, one bulb per pack, mid growing season.



### Louisiana Iris 'Empress Josephine'

**H.M. -1956, M.S.D. -1967**

(1990, Haymon). Ruffled velvety dark red violet, veined and streaked black, bright gold yellow spearhead signal, dark red violet styles edged cream, 32" height, one bulb per pack, mid-late growing season.

*This iris is named in honor of GCH member and former Club president, Josephine Shanks.*



### Louisiana Iris 'Estelle Egan'

(Patrick O'Connor, R 2013). Standards pale blue; style arms cream, washed light green with darker green along midrib; Falls pale blue, orange line signal surrounded by yellow-green blotch interspersed with line-green veining. Performs well in all zones. 30" height. One bulb per pack, mid growing season.



### Louisiana Iris 'Faubourg Marigny'

(Patrick O'Connor, R. 2011). Standards and Falls pale blue over white ground; style arms white; orange dagger signal. 'Bywater' X 'Beale Street'. 36" height, one bulb per pack, early to mid growing season.



### Louisiana Iris 'Fourchon'

(Mussacchia, J., 2017). Standards burnt orange; styles maroon, midrib fading to edge; falls darker burnt orange; broken yellow sunburst signal outlined in darker orange; 25-28" height. Zydeco X Point Aux Chenes. one bulb per pack, mid growing season.



### Louisiana Iris 'Frederick Douglass'

(2004, Haymon). 'Frederick Douglass'. Standards medium to dark plum purple, style arms very dark plum purple, falls very dark velvety plum purple, gold steeple signal, lightly ruffled, 30" height, one bulb per pack, mid growing season.



### Louisiana Iris 'Friends Song'

(Dorman Haymon, R. 2001). Seedling 114-92-1. LA, Standards medium pink, darker streaks; style arms dark green shading to cream at tip, falls dark pink, darker streaks, green-tipped gold steeple signal, ruffled, 32" height, 'Heavenly Glow' X 7-85-1: (29-83-1: ('Pegaletta' x 'Charlie's Michele') x 4-83-16: ('Alston' x 'Charjoy's Mike') Iris City 2004. Sold bare root, one bulb per pack, early midseason bloom.



### Louisiana Iris 'Frosted Morn'

(Rusty Ostheimer, R. 1991). Seedling Wh1-85. LA, White, signal yellow orange, 38-40" height. 'Alston' X unknown. Bois d'Arc 1991. Sold bare root, one bulb per pack, Very early to early, midseason, late bloom.



### Louisiana Iris 'Highland Road'

(O'Connor, P. 2005). Light purplish pink stands; red falls, slight blue purple suffusion, bright yellow crown signal; styles cream, red purple wash and tips. False River X Prytania, 30" height, one bulb per pack, mid growing season.



### Louisiana Iris 'I. Brevicaulis'

Native collected species in the Hexagonae series. Flowers range from shades of blue, violet-blue, lavender, purple-blue, pale blue and occasionally a white form. Petals are dark-veined and have a yellow signal patch; yellow pubescence on the falls; green styles; pale lavender style crests. 16-18" height, one bulb per pack, early to mid growing season.



### Louisiana Iris 'Lafitte's Landing'

(Musacchia, J.- 2019). Rusty red standards. Falls darker rusty red, Style arms rusty pink. Large yellow blotch signal. Named for a plantation near the Sunshine Bridge where Lafitte once hung out. 36-39" height, one bulb per pack, mid to late growing season.



### Louisiana Iris 'Land of Cotton'

(Mary Dunn by Joseph Ghio, R. 1999). Creamy white, yellow line signal; style arms green, tipped white, upraised. 'Lina' X L166-2: ( 'Delta Dawn' 'Gourmet'). Sold bare root, one bulb per pack, 38" height, mid season late bloom.



### Louisiana Iris 'Little Woods'

(Patrick O'Connor. 2004). Rosy pink. Falls have light wine line markings outlining a yellow-green line signal and then extending down the center of the petals. Styles light green becoming wine red toward center of the flower. (Tchoupitoulas x Emory Smith) X Heavenly Glow. An interesting shorter iris that multiplies very well. One bulb per pack, 20-22" height, mid season.



### **Louisiana Iris 'Low and Inside'**

(Patrick O'Connor, R. 2013). Seedling 09-06. Standards light yellow, several light orange veins along midline; style arms medium yellow, deep rose wash over lower third; Falls medium yellow, rust-rose veins on lower half, orange line signal, 24" height. 03-67: [(94-20: ( 'Harland K. Riley' x 'Gold Reserve') x 'Flame On') x 'Prytania'] X 'Highland Road'. Zydeco 2013. Sold bare root, one bulb per pack, mid season bloom.



### **Louisiana Iris 'Mama Janice'**

(Musacchia, J. 2019). Dark Lavender standards. Falls dark purple center fading to lavender rim. Styles White. Peaked starburst yellow signal. Falls Recurred. Named for my sister who got the name from her daughter's class. 32-34" height, one bulb per pack, mid growing season.



### **Louisiana Iris 'Moon Pie'**

(Trahan Sr., Benny. R. 2012). Standards light yellow-orange, light spotty violet veining; style arms throat green, light yellow-orange upper half. Falls light yellow-orange, pronounced spotty violet veining, large orange-yellow arrowhead; slight spicy fragrance. Parentage unknown. 30" height, one bulb per pack, mid growing season.



### **Louisiana Iris 'Queen Jeanne'**

(Pryor 2002). Deep blue violet, lilac rim and reverse; falls with golden steeple signal overlaid on yellow blotch; style arms white blushed violet, lemon midrib; heavily ruffled. 41" height, one bulb per pack. Mid to late season bloom



### **Louisiana Iris 'Seminole Autumn'**

**H.M. - 2011**

(Harry Wolford, R. 2004). Standards caramel yellow with fine rose veining; style arms bright yellow; falls caramel yellow with prominent rose veining, yellow steeple signal. 'Gladiator's Gift' X 'Praline Festival'. 30" height, one bulb per pack, mid growing season.



### **Louisiana Iris 'Star Power'**

**H.M. - 1998**

(Mary Dunn, R. 1993). Ruffled velvety plum purple, medium-size spear-shaped gold signal. ('Bajazzo' x 'Full Eclipse') X 'Clara Goula'. 36" height, one bulb per pack, midseason bloom.



### **Louisiana Iris 'Swirling Waters'**

(Pryor 2001). Heavily ruffled deep blue violet, Standards with fine yellow line signal; falls with yellow blotch signal with overlaying yellow steeple signal; style arms apple green, violet tips; 43" height, one bulb per pack, early to mid growing season.



### **Louisiana Iris 'Thanksgiving Fest'**

(Mary Dunn by Joseph Ghio, R. 1998). Cranberry self. 'Rich and Famous' X 'Natural Wonder'. 38" height, one bulb per pack, mid season bloom. .



### **Louisiana Iris 'Tchoupitoulas'**

(O'Connor, P. 2002). Standards flat purple lavender, small red violet lance-shaped streaks near base; style arms purple lavender washed red violet; Falls flat purple lavender, red violet signal area with inconspicuous yellow centerline. 'Ice Magic' X 'River Road'. 36" height, old bare root, one bulb per pack, mid growing season.



### **Louisiana Iris 'White Oak'**

(Musacchia, J. 2020). Cream/white self; large, tailored overlapping form: light yellow line signal. Pure Water X Unknown. This unique large flowering white iris has a Porcelain look to the petals. Very pretty in the garden or bouquets. Very floriferous and vigorous growth. 40" height, one bulb per pack, mid growing season.



### **Louisiana Iris 'Who's Ya Mama'**

(Musacchia, J. 2014). Standards bright red; Style arms red; Falls bright red; Yellow flame signal with dark red outline. Unknown x Unknown. 28-31" height, one bulb per pack, early to mid growing season.



### **Louisiana Iris 'Wood Violet'**

**M.S.D. -1956**

(Dorman 1943). Dark violet blue with yellow signal. An old garden favorite. Multiplies readily. Great for borders in the garden. Deballion runner-up 1952 and 1955. 22-26" height, one bulb per pack, late growing season.



### ***Iris fulva* Louisiana Iris 'fulva Dwarf'**

Dwarf species red iris with slight yellow throat, 12" height, one bulb per pack, early growing season.



## SPURIA IRIS

Spurias do not like to be disturbed; keep them in the same place for a number of years. Because their height is 3-5', they are usually planted in the back of a bed or along a fence; they are ideal vertical accents. Plant 1-2" deep, with good drainage. Heavy watering in spring will increase growth and bloom. Cut foliage to the ground in late summer. New growth will start in the fall or spring. They are not affected by serious disease except crown rot (fungus), which is hard to eradicate. The flowers are long-lasting and great in flower arrangements ☼



### **Iris spuria 'Missouri Autumn'**

**H.M. -2001 A.M. -2005 Nies Medal -2009**

(O. David Niswonger, R. 1996). Light brown self ('Far Out' x 'Redwood Supreme') X unknown. Cape Iris 1997. 40" height, one bulb per pack, mid season bloom.



### **Iris spuria 'Missouri Boon'** **H.M. -2010 A.M. -2014**

(O. David Niswonger by Wilhoit, R. 2007). Standards purple, yellow at base; style arms purple, yellowing at edge; falls yellow gold veined purple, purple edge, signal yellow gold. Parentage unknown. Redbud Lane 2007. 40" height, one bulb per pack, mid season bloom.



### **Iris spuria 'Missouri Gal'**

(O. David Niswonger, R. 1976). Standards pale blue; falls yellow with 1/4" edging of pale blue. 'Port Of Call' X unknown. Niswonger 1976. 40" height, one bulb per pack, mid season bloom.



### **Iris spuria 'Missouri Rivers'**

**H.M. -1992 A.M. -1994 Nies Medal -1998**

(O. David Niswonger, R. 1989). Ruffled blue, yellow blaze on falls. 'Missouri Streams' X unknown, probably self. 38" height, one bulb per pack, mid season bloom.



### **Iris spuria 'Sonoran Seniorita'** **H.M. -1991 A.M. -1994**

(Floyd Wickenkamp, R. 1988) Orange yellow; ruffled falls. 'Imperial Bronze' X 'Archie Owen'. Shepard's Iris Garden 1989. 35" height, one bulb per pack, early mid season bloom.



### **Iris spuria 'Sunny Day'** **Nies Medal -1957**

(Hans Peter Sass, R. 1931) SPU. Yellow ruffled falls. 36" height, one bulb per pack, early mid season growing season.



### **Iris spuria 'Wyoming Cowboys'**

(Floyd Wickenkamp, R. 1993). Standards gold striped brown, brown reverse; style arms tipped brown; falls gold striped brown, darker brown rim. 'Headway' X seedling #SP-83-2: ['Burnished Brass' x ('Burnished Brass' x 'Proverb')]. Shepard Iris 1994. 48" height, one bulb per pack, mid season bloom.

## INTERMEDIATE BEARDED IRIS

Intermediate Bearded Iris range from 16 inches to 27 inches high, with a bloom season in early spring. Although the IBs show their dwarf ancestry in early bloom season and very interesting color patterns, they are large enough that their individual stalks may be nicely branched, forming an elegant bouquet. Like Tall Bearded Iris, they can be difficult to grow in Houston's hot, humid climate. These iris need friable, slightly alkaline soil (in a raised bed or container), careful watering, and sun. Light is very important.




### Intermediate Bearded Iris 'Country Blues'

(Barry Blyth, R. 1984). Standards lavender blue; falls violet; purple blue beard tipped faint cream. 'Ochre Doll' X 'Bluebird Wine'. Tempo Two 1984/85. 20-22" height, one bulb per pack, mid season bloom.



### Intermediate Bearded Iris 'Country Dance' **H.M.** -1999

(Evelyn Jones, R. 1996). Standards rose pink, flushed amber and lilac pink; falls rose pink, flushed lilac pink; beards tangerine, tipped lilac; ruffled; slight fragrance. 'Champagne Elegance' X 'Chanted'. Aitken's Salmon Creek 1997. 24" height, one bulb per pack, mid season bloom.



### Intermediate Bearded Iris 'Eleanor Roosevelt'

**H.M.** -1936 **A.M.** -1937

(Hans Peter Sass, R. 1933). McDade, National, Quality 1933. Purple color. 21" height, one bulb per pack, mid season growing season.



### Intermediate Bearded Iris 'Fanciful Whimsy'

(Paul Black, R. 2010). Standards medium rosy plum, wide tan-gold bands; style arms rosy plum, tan gold crests; falls fuchsia centers, wide washed dark plum band, white area around beard veined and washed dark plum; beards blue white base tipped yellow; slight sweet fragrance. 'Cimarron Trail' X 'Stormy Circle'. Mid-America 2010. 25" height, one bulb per pack, mid season bloom.



### Intermediate Bearded Iris 'Goddess of Blue'

(O. David Niswonger, R. 1995). Standards deep blue, midrib white; style arms deep blue; falls deep blue plicata markings on white; beards tangerine, tipped white. 'Chubby Cheeks' X 'Goddess'. Cape Iris 1996. 25" height, one bulb per pack, mid season bloom.



### Intermediate Bearded Iris 'Lemon Pop' **H.M.** -1992 **A.M.** -1994

(Larry Lauer, R. 1989). Lemon yellow; white beard tipped yellow. 'Lemon Custard' X 'Highborn Kinsman'. Cottage Gardens 1990. Sass Medal 1996; Favorite Guest 1997. 16" height, one bulb per pack, early blooming.



### Intermediate Bearded Iris 'Let's Elope'

(Barry Blyth, R. 1993). Standards vibrant coral rose pink, slightly violet at midrib; falls similar with light tannish rose overlay, slight violet flush below saturn red beard; sweet fragrance. 'Shiralee' X 'Chanted'. Tempo Two 1993/94. 24" height, one bulb per pack, early mid season bloom.



### Intermediate Bearded Iris 'Maui Moonlight'

H.M. -1989 A.M. -1991

(J. Terry Aitken, R. 1986). Lightly ruffled bright lemon yellow. 'Lemon Rings' X 'Dream Affair'. Aitken's Salmon Creek Garden 1987. Sass Medal 1993. 20-22" height, one bulb per pack, mid season bloom.



### Intermediate Bearded Iris 'Midsummer Night's Dream'

H.M. -2001 A.M. -2003 Sass Medal -2006

(Lowell Baumunk, R. 1998). Dark purple self; beards dark purple. 'Best Bet' X 'What Again'. Baumunk 1999. High Commendation 1998. 17" height, one bulb per pack, mid season bloom and re-bloom.



### Intermediate Bearded Iris 'Prince of Burgundy'

H.M. -1995 A.M. -1997 Sass Medal -1999

(O. David Niswonger, R. 1992). Standards dark burgundy, center touched white; falls white, burgundy plicata edge; beards white, very slightly tipped yellow. 'Goddess' X 'Chubby Cheeks'. Cape Iris 1993. 22" height, one bulb per pack, mid season bloom.



### Intermediate Bearded Iris 'Rimaround'

H.M. -2009 A.M. -2011 Sass Medal -2013

(J. Terry Aitken, R. 2007). Standards white, heavy purple plicata stitching; style arms purple; falls white, very round, 3/16" purple plicata band; beards white tipped purple. 'Art Deco' X 'Fairy Ring'. Aitken 2007. 22" height, one bulb per pack, late mid season bloom.

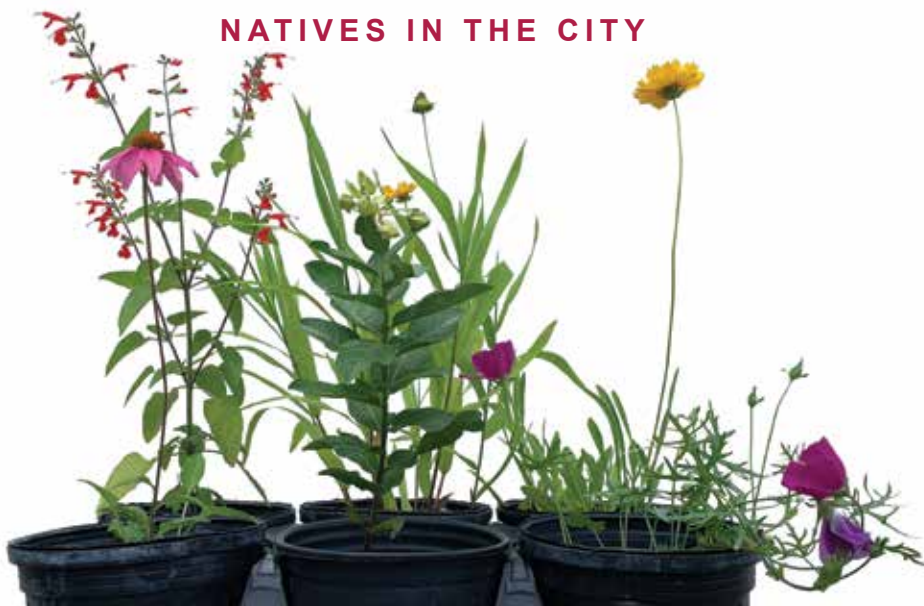


### Intermediate Bearded Iris 'Starwoman'

H.M. -2001 A.M. -2003 A.D. -2008 Sass Medal -2005

(Marky Smith, R. 1997). Standards blackish royal purple, faint lavender grey marks at deep purple midrib; style arms strong mauve violet, edges greyer; falls pearl ground, 1/2" darkest black violet rim and center stripe, dark violet dashing and stitching within rim; beards blue violet at end, gold-tipped blue violet central area, yellow in throat; ruffled; slight sweet fragrance. 'Chubby Cheeks' X Keppel seedling #83-8A: ('Snowbrook' x sibling). Aitken's 1998. High Commendation 1996 and 1997; Favorite Guest iris 1998. 22" height, one bulb per pack, mid season bloom.

## NATIVES IN THE CITY



The Garden Club of Houston's Natives in the City project is our initiative to reach those urban dwellers who would like to plant native plants in their gardens of limited sizes or when large "prairie" plantings are not an option. We propagate from seed a variety of native flowers and grasses for our annual Bulb and Plant Mart. This year, we will offer mixed collections of six one-gallon plants to be planted in city gardens. Some don't know that native flowers and grasses can be incorporated into a more formal landscape – what is most important is that a variety of native plants be included – not just one or two varieties – a diversified selection of native plants is the key! This ensures that the variety of native birds, bees, butterflies, insects, and other pollinators are all supported – they have food, shelter, water, etc. so they will thrive. This means planting plants with different bloom times, and with varied flower shapes and colors. Our plant mixes are a great start for our shoppers to participate in supporting our native eco-systems.

Starting in February, GCH members begin to sow seeds of native plants we will grow for our October plant sale. For the last several years, Memorial Park Conservancy has graciously offered their greenhouse and lath house for our project. They have also shared supplies that are very helpful in the process, particularly "conetainers" and one-gallon pots. Conetainers are racks with approximately 100 cone-shaped tubes – we fill these with planting mix that is light and airy – so as the seeds germinate, the first tiny roots produced can make their way down to the bottom of the cone. These take up much less space than if we were planting in larger containers, and are very water efficient. These conetainers are in the greenhouse for a month or more as the seedlings germinate and grow. Once the roots are visible at the bottom of the cones, then we "bump up" these small plants into one-gallon containers and move them to the lath house to mature. The lath house provides some protection from full sun and wind, but is not as sheltered as a greenhouse – this allows our plants to strengthen and grow as they mature. By June, our seeding is about complete, and our focus shifts to grooming, weeding and nurturing our plants so they will be at their prime for Bulb and Plant Mart. And we hope our shoppers appreciate that we are all organic – we use no synthetic fertilizers or herbicides, which could be detrimental to the critters we are trying to support.





Scan QR code for Nine Natives Plants -  
Pocket Prairies



### ***Bouteloua curtipendula* 'Sideoats Grama' POACEAE**

Perennial grass growing 1-3 feet tall. Grows in sun to part sun, drought and temperature tolerant. Provides food for birds and small mammals, larval host plant for green and dotted skipper butterflies. ☀️ 🌑 🐦 🦋

### ***Callirhoe involucrata* 'Wine Cup' MALVACEAE**

Herbaceous perennial that grows as low spreading mound. Poppy-like magenta flowers. Full sun and well drained soil. ☀️ 🐝 🇺🇸

### ***Carex Cheroakensis* 'Cherokee Sedge' CYPERACEAE**

Perennial evergreen grass growing 12 to 18" – drought tolerant but thrives in more moist soils. Low maintenance filler in mixed garden. Interesting foliage. Clumping.

### ***Chasmanthium latifolium* 'Inland Sea Oats' POACEAE**

Clump-forming perennial grass with cascading, oat-like flower spikelet growing 2'-4' tall. Nice soft brown color in winter. Cut back in early spring. Part shade to shade. Small mammals and birds eat seeds and birds use grass fronds for nest building. ☀️ 🌑 🐦

### ***Conoclinium coelestinum* 'Blue Mistflower' ASTERACEAE**

Herbaceous perennial growing up to 3' tall. Soft lilac colored flower clusters. Medium water needs. ☀️ 🌑 🐝 🦋

### ***Coreopsis lanceolata* 'Lanceleaf Coreopsis' ASTERACEAE**

2'-3' tall perennial with daisy-like golden blooms in spring and early summer. Perennial and self-sowing. Drought tolerant, medium water needs. ☀️ 🌑 🐝 🦋

### ***Echinacea angustifolia* 'Narrow-leaf Coneflower' ASTERACEAE**

Herbaceous perennial native to prairies, pastures, savannas, woodland edges. Grows 18"-24" tall. Pinkish-lavender, blooms. Prefers full sun and dry soil. Used by native bees and bumblebees and butterflies. ☀️ 🦋 🐝

### ***Elymus virginicus* 'Virginia Wild Rye' POACEAE**

Native perennial grass requiring part shade and average water. Grows 2'-4' tall. Host for larvae of most branded skipper and satyr butterflies. Care should be taken with pets where this is planted as seed husks are barbed and can injure their eyes. 🌑 🦋 🇺🇸

***Glandularia bipinnatifida* var. *bipinnatifida* 'Prairie Verbena' VERBENACEAE**

Short-lived perennial requiring low water and sun to part shade. Grows 6"-12" tall. Pretty purple flowers provide nectar and pollen to birds and butterflies. Great in rock gardens. ☀️ 🌑 🐦 🦋

***Helianthus maximiliani* 'Maximilian Sunflower' ASTERACEAE**

Perennial sunflower growing 4'-6' tall. Pretty, yellow daisy-like flowers in late summer into fall. Seeds are used by birds and other wildlife. Provides nectar to native bees and butterflies. Full sun, low water requirements. ☀️ 🐦 🐝 🦋 🇺🇸

***Ipomopsis rubra* 'Standing Cypress' POLEMONIACEAE**

Sparsely leaved biennial with showy, red, tubular flowers. Can grow up to 6' tall. Prefers dry conditions and sun to part sun. Attracts hummingbirds. ☀️ 🌑 🐦 🇺🇸

***Lobelia cardinalis* 'Cardinal Flower' CAMPANULACEAE**

Perennial growing up to 6', with showy red flowers – hummingbirds are its primary pollinators. Sun to part sun, moist conditions. ☀️ 🌑 🐦 🇺🇸

***Muhlenbergia capillaris* 'Gulf Muhly' POACEAE**

Showy tall grass growing 20 to 48 inches. Full sun, and average to dry soil. Beautiful rose/purple fall color. Nesting material and cover for wildlife. ☀️

***Rivinia humilis* 'Pigeonberry' ACANTHACEAE**

A Herbaceous perennial with red berries in the fall, white flower spikes in summer. Low growing, often under trees. Medium water needs. Deciduous. 🌑 🐦 🇺🇸

***Rudbeckia hirta* 'Black-eyed Susan' ASTERACEAE**

Reseeding annual or short-lived perennial with yellow, daisy-like flowers and a black or brown center. Sun to part sun. 1'-3' tall, blooming from April to November. Butterflies and bees use its nectar and pollen. ☀️ 🌑 🦋 🐝 🇺🇸

***Rudbeckia maxima* 'Giant Coneflower' ASTERACEAE**

Perennial native coneflower with stately flower stalks and showy yellow daisy-like blooms. Blooms 3'-6' tall. Great cut flower. Special benefit to native bees. Part sun to sun, moist soil. ☀️ 🌑 🐝 ✂️ 🇺🇸

***Rudbeckia texana* 'Texas Coneflower' ASTERACEAE**

Yellow flowers with dark cones on 2'-4' tall stalks. Blooms in summer, sun to part sun. Moist soil. Butterflies, bees, and birds use its pollen and nectar. ☀️ 🌑 🦋 🐝 🐦 🇺🇸

***Salvia coccinea* 'Scarlet Sage' LAMIACEAE**

A native salvia with red blooms that grow to 2'+ tall. Full sun to part sun – prefers a little afternoon shade in summer. Self seeds vigorously. Attracts bees and hummingbirds. ☀️ 🌑 🐝 🦋 🇹🇽

***Salvia lyrata* 'Lyreleaf sage' LAMIACEAE**

A native salvia that grows 1'-2' with pale purple blooms. Prefers full sun. Will reseed. Attracts butterflies. ☀️ 🦋 🇹🇽

***Schizachyrum scoparium* 'Little Bluestem' POACEAE**

Ornamental bunch grass with an 18–24-inch mound and 3-foot blue/green stems which turn a pretty red/mahogany color in the fall. Smaller size is great for urban gardens. Seeds are important source of winter sustenance for birds. Sun to part shade and low water needs. ☀️ 🌑 🦋 🇹🇽

***Silphium simpsonii* 'Simpson rosinweed' ASTERACEAE**

Daisy like yellow flowers that grow from a wide leaved base plant. Flowers grow 3-5 feet spring to mid-summer. Sun to part sun, with average water requirements. Attracts butterflies and bees. Easy! ☀️ 🌑 🦋 🐝 🇹🇽

***Solidago sempervirens* 'Seaside Goldenrod' ASTERACEAE**

3'-6' tall perennial that has yellow flowers at its tip. Blooms late summer into fall. Prefers full sun. This species does not cause hay fever. Supplies nectar to fall migrating monarch butterfly, other butterflies and bees. ☀️ 🦋 🐝 🇹🇽

***Sorghastrum nutans* 'Indian Grass' POACEAE**

Perennial grass that grows 3'– 8' tall. Blooms in late summer. Grows in sun to shade and has average water requirements. Provides seeds to small mammals and is host plant to pepper and salt skipper butterfly. ☀️ 🌑 🦋 🇹🇽

***Tradescantia occidentalis* 'Spiderwort' COMMELINACEAE**

Perennial with erect branching stems with pink to purple blooms, which last just a day. Grows 1'-2' tall in full sun. Many native bees and insects use its nectar and pollen. ☀️ 🐝 🇹🇽

***Verbesina virginica* 'Frostweed' ASTERACEAE**

Dark green leaves and white flowers in the fall. Spreads via rhizomes. During winter freezes, it exudes water, which freezes in unusual shapes, hence the name. 3'-6' tall, deciduous. Medium water needs. ☀️ 🌑 🐝 🇹🇽

Scan QR code for Host Plants



## PERENNIALS

Perennials are plants that will often return for more than two years and sometimes last for generations. As soon as possible, plant your perennials and mulch. The root system will establish itself as it enters the dormancy of winter. Foliage and stems may turn brown, but the plant is not dead. Prune in spring after the last freeze and enjoy the new growth. During blooming season, remove spent blooms to encourage new ones. This year, we have divided the Perennial booth into 4 sections (Butterfly Plants; Grasses & Ground Covers; Sun & Shade; and Texas Natives). Of course, some plants fit into 2 or 3 categories, so please be sure to ask one of the volunteers if you need help finding a plant.

### PERENNIALS – BUTTERFLY PLANTS

*Availability is dependent on our growers.*

Butterflies use many plants for nectar, and a few selected plants for larval food. The plants we have in our Butterfly section are especially appealing to area butterflies. Many plants in our “Sun to Part Sun” section, as well as plants from other booths at the Mart, will also provide nectar and larval food for butterflies.

The most important thing to remember is that in order to attract butterflies, you must tolerate some “pests” such as aphids and caterpillars. This means you should not use chemical pesticides. There are organic methods of pest control, assuming you identify the pest and decide to eliminate it.

Butterfly plants are beautiful in the warm months, but they may be unattractive or vanish altogether in the colder months, so keep this in mind when considering placement. It is helpful to plant them in drifts, in a sunny location that is protected from strong winds.







Scan QR code for Nectar Plants








*Milkweed Collection especially for Monarchs:*

## **APOCYNACEAE**




### ***Asclepias curassavica* ‘Mexican Milkweed/Mexican Butterfly Weed’**

Red-orange flower clusters, 2"-4" across, blooms summer to fall. Monarch host. Deadhead to prevent seedlings. 3' by 2'    



### ***Asclepias incarnata* ‘Swamp Milkweed’**

Showy, herbaceous, perennial plant species that thrives in damp to wet soils common in Houston. Blooms early - mid summer. Produces small, fragrant pink to mauve flowers clustered at the top of a tall stem. 2'-4' Attracts butterflies, bees and hummingbirds.     



### ***Asclepias perennis* ‘Aquatic Milkweed’ ‘White Milkweed’**

This perennial wildflower is 1-2' tall, consisting clusters of unbranched flowering stems that are light green to purplish green. Produces clusters of white to pinkish flowers. The blooming period occurs from late spring to mid-summer (or sometimes later), lasting about 1-2 months. The flowers are mildly fragrant. The flowers are nectar rich and attract various bees, wasps, butterflies, and moths. The plant is a host plant for the Monarch butterfly caterpillar. Prefers partial sun to medium shade, wet to consistently moist conditions, and soil containing abundant organic matter. Standing water is tolerated if it is temporary.   



### ***Asclepias viridis* ‘Green Milkweed’**

Native milkweed found in prairies, pastures and along roadsides. Grows in full sun with low water needs. Plant grows 10"-25" tall. White flowers with yellow-green tinge. Monarch butterfly host plant.  

### ***Buddleja davidii* ‘Buzz Ivory’ SCROPHULARIACEAE**

Prolific bloomer loaded with fragrant Ivory spikes and generous foliage. Great for small space gardens and patio plantings. Blooms from spring to fall in full sun. 3'-4'  

### ***Buddleja davidii* ‘Buzz Velvet’ SCROPHULARIACEAE**





Full size blooms in compact upright plant. Magenta flowers bloom from May to September. Full sun. 3'-4'  

### ***Buddleja davidii* ‘Griffins Blue/Butterfly Bush’ SCROPHULARIACEAE**



Compact shrub with panicles of rich blue flowers. 5'-6'. Summer blooming. Full sun   





## ***Conoclinium coelestinum* 'Blue Mistflower' ASTERACEAE**

Low maintenance, robust plant with blue, fuzzy flowers. Can be tender in harsh winter. Herbaceous perennial growing up to 3' tall. Soft lilac colored flower clusters. Medium water needs.    






## ***Cuphea llavea* 'Big Batfaced Cuphea' LYTHRACEAE**

The dark green foliage makes this a desirable plant even when not blooming. Semi-evergreen in mild winters. Low growing, drought tolerant and prefers sunny locations with well-drained soil. Red and purple blossoms resemble bat faces,- children love them! Drought tolerant. 18" - 24" tall.  




## **LAMIACEAE**

Salvias are considered the #1 plant for hummingbirds. Their tubular flowers are designed for pollination by hummingbirds and butterflies. Salvias are in the Lamiaceae Family and in the genera commonly referred to as sage. Many species are used as herbs, as ornamental plants and sometimes for their aromatic foliage.  





### ***Salvia guaranitica* 'Purple Sage'**

Perennial that blooms from mid-summer to fall. Prefers average evenly moist soil. Full sun to part shade. Blooms early to late summer. A low maintenance plant that is relatively disease free. Heat and drought tolerant. 3'-5'     






### ***Salvia Microphylla X greggii* 'Heatwave Blaze'**

Evergreen shrub produces masses of dark crimson blooms from spring to fall. Exceptional tolerance for dry conditions. Aromatic. Easy to grow 3'   

### ***Salvia oxyphora* 'Fuzzy Pink Sage'**




Deep green foliage with fuzzy, tubular, magenta flowers with dense spikes. Blooms late spring until frost. 3'4' tall.    

### ***Salvia* 'Skyrocket Pink'**

Long pink tubular flowers in dense spikes from spring until frost. Mid-sized well-branched and free flowering. Suited for use in medium sized containers as well as in sunny gardens.     

## **VERBENACEAE**

### ***Stachytarpheta jamaicensis* 'Purple Porterweed'**

Deep velvety purple blooms, upright to spreading perennial. 3'-5' tall, attracts butterflies   

### ***Stachytarpheta jamaicensis blue* 'Blue Porter Weed'**

3'-5' tall, attracts butterflies 

## PERENNIALS – GRASSES & GROUND COVERS

*Availability is dependent on our growers.*

This collection of plants is very important in our gardens. They add a touch of interest between the shrubs and trees. Ferns, unless otherwise indicated, require a shady to part shady area and moist but not wet soil. They are great under trees and in the empty places where you need a spot of cooling green. Grasses add movement and color to the garden and can be quite large or small. The large grasses are wonderful in a large open area or in the background and the smaller grasses are good edging material or making a statement in clumps. Ground covers are more common so we have selected those that we feel are under used and of interest themselves. ☉

### GRASSES & GROUND COVERS

#### ***Acalypha pendula* 'Firetail Chenille' EUPHORBIACEAE**

An attractive and unusual ground cover for partial shade that slowly carpets the ground and is almost constantly covered with 3"-5" long crimson flower tassels. Evergreen in most winters. Partial shade, moist, well-drained soil. ☀️ ☉ 🦋

#### ***Asystasia gangetica* 'Ganges Primrose' ACANTHACEAE**

Shrub-like perennial. Spreads quickly to form a dense groundcover. Perfect for large areas or slopes. Dainty trumpet shaped flowers in lavender or creamy white depending on the variety attract hummingbirds, butterflies, bees and other pollinators 🦋🐝🐦

### CYPERACEAE

#### ***Carex cherokeensis* 'Cherokee Sedge'**

*Carex cherokeensis* is a rhizomatous perennial graminoid. It has drooping spikes which are 8–9 mm thick. Its perigynium beaks are papery and fragile. It produces fruits in late spring and early summer.

#### ***Carex morrowii* 'Gold Band/Japanese Sedge'**

Green and creamy gold striped bladed foliage with a mounding habit. Use for low borders or ground cover. Needs regular water or consistently moist soil.

#### ***Liriope muscari* 'Lynn's Legacy' ASPARAGACEAE**

A tufted, grass-like perennial which typically grows 12"-18" tall and features clumps of strap-like, arching, glossy, dark green leaves to 1/2 inch wide. Clumps slowly expand by short stolons to a width of about 12", but plants do not spread aggressively.

### ***Lysimachia congestifolia* 'Variegated Creeping Jenny' PRIMULACEAE**

A wonderful mat-forming perennial ground cover for shade to part sun gardens. Averages 4" tall with bright chartreuse foliage. Dime sized round leaves grow in long runners. Fairly fast grower that makes a statement with its bright color! Great spiller for containers or hanging baskets.

### ***Miscanthus zebrinus* 'Gold Bar' POACEAE**

This variety has large coppery flowers over an arching clump of green leaves, uniquely banded with yellow. The foliage dries and turns a light tan shade for the winter. Useful as a specimen, in the border, or for mass planting. Trim to the ground in late winter or early spring. Clumps may be divided in spring before new growth appears.

### ***Muhlenbergia capillaris* 'Gulf Coast Muhly' POACEAE**

Sun/part shade. A perennial bunchgrass with wire-like foliage; purple flower plumes make a great display in autumn, often massed for effect. Gulf muhly prefers moist, open settings, but needs little care once established.

### ***Muhlenbergia lindheimeri* 'Lindheimer's Muhly' POACEAE**

This species is a perennial grass forming clumps of erect stems up to 5' tall. The ligule may be up to 3.5 centimeters in length. The leaves are up to 55 centimeters long and are flat or folded. The inflorescence is a panicle up to 50 centimeters long which is often purplish in color, with grayish spikelets.

### ***Polygonum capitatum* 'Pink Buttons' POLYGONACEAE**


A beautiful ground cover for shade (or sun if irrigated). Green-burgundy foliage with pink "button" flowers. Goes dormant in winter.

### ***Sisyrinchium* 'Blue Eyed Grass' IRIDACEAE**

Violet-blue flowers. Though its foliage is grass-like, the blue-eyed grasses belong to the iris family, not the grass family. Clump forming perennial. Grows to 12-18". Blooms May to June.



### ***Stemodia* 'Gray Carpet Stemodia' PLANTAGINACEAE**

Mat forming ground cover that has soft, silver grey foliage, similar to Lambs Ears. And small, purple flowers early spring to frost. 

### ***Turnera alternifolia* 'Creeping Yellow Alder' PASSIFLORACEAE**

Evergreen ground cover, showy yellow flowers. 2'-3' Needs good drainage 





## PERENNIALS – SUN TO PART SUN

*Availability is dependent on our growers.*





(See also Butterfly Section)

This category describes plants which benefit from receiving some hours of direct sun in order to bloom optimally. A few of these can happily withstand all day sun in Houston! As a rule, morning sun exposure is best, with some afternoon shade to protect them from the hottest part of the day.

### ***Callicarpa americana* ‘American Beautyberry’ LAMIACEAE**

Native to the American southeast, arching branches of striking deep purple berries in clusters form in the fall. The berries are very attractive to birds, and gorgeous in a woodland garden. Can take lots of sun but appreciates some afternoon shade. Can grow to 4’ to 6’ tall. Woody, deciduous.    



### ***Callicarpa dichotoma f. albifructa* ‘White Beautyberry’ LAMIACEAE**

Variety with white or ivory berries. Can get leggy in too much shade. Prune back in late winter to encourage compactness and flowering. Woody, deciduous.    



### ***Clerodendrum wallichii* ‘Cascade Falls or Bridal Veil’ LAMIACEAE**

Beautiful tall (to 7’) plant with shiny, dark green leaves and loose hanging panicles of white flowers. Blooms in late fall and spring. Really beautiful in a shady area. May freeze down in a hard freeze (see: freeze of 2021) but will return. Needs protection from afternoon sun. Evergreen.



### ***Itea virginica* ‘Little Henry’ Little Henry Sweetspire ITEACEAE**

Interesting racemes of tiny white flowers seem to shoot from this plant in early summer, attracting bees and butterflies. Best flowering occurs with at least half-day sun, but will tolerate heavier shade. A good bog or wet location choice. Can grow to 3’ to 4’ tall. Foliage turns red and gold in fall, adding to interest in the garden. Deciduous.  


### ***Justicia brandegeana* ‘Lemon Sorbet’ Shrimp Plant ACANTHACEAE**

Pale yellow flower bracts. Lovely color in the shade garden, attractive to bees and butterflies. Repeat bloomer in spring and summer. Evergreen.  

### ***Justicia brandegeana* ‘Variegata’ Shrimp Plant ACANTHACEAE**

White variegated green foliage and the classic salmon pink flower bracts. Upright growth habit, to about 3’. Evergreen.  


***Justicia chrysostephana* 'Orange Flame' ACANTHACEAE**

Brilliant orange shaggy, starburst shaped flowers cover this plant in summer, attracting bees and hummingbirds. Early morning sun or dappled light. Native to South America. Herbaceous. 

***Lespedeza thunbergii* 'Alba' Bush Clover FABACEAE**

Arching branches from a central point. Bluish green leaves. White flowers in fall. Can grow to 5' tall and wide. Flowers best in at least half-day sun. Woody, deciduous.

***Lespedeza thunbergii* 'Little Volcano' Bush Clover FABACEAE**

Can grow to 6' tall. Blooms profusely in purple blossoms in fall. Needs at least half-day sun for optimal blooming. Beautiful along a fence. Woody, deciduous. 

***Lobelia cardinalis* Cardinal flower CAMPANULACEAE**


Beautiful scarlet flowers in summer. Does best in consistently moist soil and does not tolerate drought. Deadhead to encourage reblooming. Appreciates afternoon shade, may grow 3' to 4' tall. Wonderful in the rain garden or low, ponding location, tolerates brief flooding. Herbaceous.




***Megaskyplasma erythrochlamys* Bishop's Cloak or Brazilian Red Cloak ACANTHACEAE**

Tropical, semi-woody, evergreen shrub that grows to 6' to 8' tall. Flowering spikes feature red bracts that bloom autumn to mid winter.

***Monarda pink* – Balmy Pink Monarda LAMIACEAE**

Also called bee balm, makes a lovely and interesting light pink many-petalled tubular flower in spring and early summer. A compact species of monarda, growing to 10" to 12" tall. Requires evenly moist soil. Beautiful as a border or mass planting. Herbaceous. 

***Russelia equisetiformis* Firecracker Fern PLANTAGINACEAE**

Native to Mexico and Guatemala, this is a multibranching plant with a weeping, fountain form. Very tiny green leaves and profuse flowering of tubular blooms. Attractive to hummingbirds and butterflies. Heat and drought resistant once established. Very long blooming period, almost year-round in the Houston area. Beautiful cascading over a low wall or rocks in the garden. Needs well draining soil; allow to dry out between waterings. Evergreen. 



***Tagetes lemmonii* Copper Canyon Daisy *ASTERACEAE***

Also called Mexican Marigold. Blooms profusely in late summer and fall, producing bright yellow-gold daisy-shaped flowers that attract bees and butterflies. Flowering can be so dense that blooms completely hide the foliage, creating an amazing golden display. Has a noticeable fragrance of marigold, lemon and mint. Drought tolerant and deer-resistant. Can grow to 4-6+ feet tall and at least as wide. Best in well-drained soil. 🦋🐝

***Thunbergia battiscombei* Mercer Blue Clock vine**

Also called Glory vine, a true perennial woody shrub rather than a climbing vine, it must be tied to a support to appear to climb. Produces bright blue flowers in summer to mid-fall which attract butterflies. Prefers evenly moist soil but will not tolerate standing in water. Beautiful in containers and hanging baskets. Deciduous. 🦋

GCH AND BPM TREASURERS  
2008 - PRESENT



Front Row: Harriet Leavell, Claire Curtin, Dina Ormiston  
Back Row: Meg Tapp, Kelli Cravens, Sharon Bryan, Ruthie Kelly  
Not pictured: Helen Buckwalter, Melinda Nickens, Margaret Pierce

## PERENNIALS – SHADE TO PART SHADE

*Availability is dependent on our growers.*

(See also Butterfly Section)

This category includes plants which perform best in little to no direct sunlight, but instead enjoy dappled light, understory locations, “high shade” or no more than one to two hours of direct morning sun. Note that almost no plant will do well in extremely dense or complete shade.

### ***Bletilla striata* ‘Alba’ White Ground Orchid ORCHIDACEAE**

Lovely nodding white blooms on spikes, similar to cattleya orchid, appearing in spring and early summer. Beautiful in a woodland garden, appreciates moist to wet soil. Dark green, deeply veined foliage appears to be pleated.

### ***Bletilla striata* ‘Kate’ Ground Orchid ORCHIDACEAE**

Sword-like, pleated green leaves, blooming in spring with purple flowers. Bloom cycle can last up to two months.

### ***Tricyrtis* ‘Toad Lily’ LILIACEAE**

Best known for miniature, orchid-like flowers, ability to bloom in shade, and its late summer/early fall flowers. Needs moist, but not boggy soil. Cold-hardy. To 3' tall by 2'-3'wide and spreading.



**‘Alice Staub’** Species named for our former GCH member and club president, this spreading, clumping plant can grow to 24” – 30” tall and sends out arching stems of miniature orchid-like flowers in the fall. Can make a nice underplanting for trees, and attracts bees. Naturalizes.

**Variegata** Slightly more upright in habit than ‘Alice Staub’, also fall-flowering with purple orchid-like flowers in clusters. Shade and moisture loving. Foliage is variegated, adding interest to the woodland garden or shady area even when not in bloom.




## PERENNIALS – TEXAS NATIVES & POLLINATORS

*Availability is dependent on our growers.*

Texas native plants are important to the local insect population. These insects, in turn, become food for the next level of the food chain - baby birds, lizards, frogs, etc. and enable new generations of wildlife to be born. Planting natives and providing a water source are the best ways to support native wildlife. Make sure to read about our Ferns, Grasses and Ground Covers section to find native grasses.

There is some debate over how to define “native.” We have chosen to include plants native to our gulf coast region, as well as plants native to different parts of our state. Plants that are native to the gulf coast should thrive with little care here. Plants from neighboring regions can do well if you note preferred soil conditions (for example, organically rich bottomland vs. sandy loam) and either amend soil or use containers. Good air circulation is important to correct for high humidity as some plants love it and some plants dislike it. Consider salt tolerance if you are planting on the coast.



### ***Anisacanthus wrightii* ‘Hummingbird Bush’ ACANTHACEAE**

A tough, Texas native, shrubby perennial covered with orange tubular flowers summer & fall. Averages 3' height. Drought tolerant once established. Hummingbirds!   





### ***Calylophus* ‘Texas Primrose’ ONAGRACEAE**

Drought tolerant, low-growing perennial with large bright yellow flowers. Needs good drainage and sunny exposure. Does well in sandy or rocky soil. Blooms spring & summer, Texas native.



### ***Capsicum annuum* ‘Chili Pequin’ ONAGRACEAE**

This native perennial pepper makes a beautiful addition to the garden. It is a 2'-3' mounding shrub that is covered with tiny white flowers and bright red, “bird’s eye” peppers much of the year. Does well in containers. Birds love the peppers! Sun, light shade, and good drainage.  



### ***Conoclinium coelestinum* ‘Blue Mistflower’ ASTERACEAE**

Low maintenance, robust plant with blue, fuzzy flowers. Can be tender in harsh winter. Herbaceous perennial growing up to 3' tall. Soft lilac colored flower clusters. Medium water needs.    




### ***Coreopsis lanceolata* ‘Lanceleaf Coreopsis’ ASTERACEAE**

Evergreen herbaceous native. Easy to grow, yellow, daisy-like blooms. Prefers full sun and well drained soil. 1'-3' tall.  



### ***Echinacea purpurea* 'Purple Coneflower' ASTERACEAE**

Perennial flowering plant for Texas gardens. Drought tolerant. Bee & butterfly attractor. Flowers June-October. 18" tall.  




### ***Lantana horrida* 'Texas Lantana' VERBENACEAE**

Masses of orange & yellow flowers. Drought tolerant. Disease & pest resistant. Low maintenance bloomer provides food and shelter for bees, butterflies and birds.   





### ***Liatriis pycnostachya* 'Prairie Blazing Star' ASTERACEAE**

A striking architectural native perennial with multiple 3'-4' tall, elegant, bottle-brush looking flower stalks covered with frilly, rosy-purple flowers during the summer. It's a hardy native once established. Prefers full sun and a moist, well-drained soil.  





### ***Lobelia cardinalis* 'Cardinal Flower' CAMPANULACEAE**

Perennial growing up to 6', with showy red flowers. Hummingbirds are its primary pollinators. Sun to part sun, moist conditions.   




### ***Malvaviscus drummondii* 'White Lightning Turk's Cap' MALVACEAE**

New Greg Grant introduction with more vigorous growth habit and flower production. White flowers on dark green foliage.    



### ***Malvaviscus drummondii* 'Native Red Turk's Cap' MALVACEAE**

Small red upward facing blooms summer & fall. Petals only partially unfold. Heart-shaped, bright green leaves. Deer-resistant. Evergreen. Prune to keep confined or when leggy. 4-6 hours of direct sunlight for best results. Prefer moist, well-drained soil. Most varieties do well in sun to light shade.    

### ***Malvaviscus x pink* 'Pam's Pink Turk's Cap' MALVACEAE**

A cross of Big Momma Turk's Cap with the native White Turk's Cap – only this Pam's has variegated white and green foliage. Tough, non-stop bloomer with beautiful pink flowers all summer and into fall in heavy bloom cycles. Will tolerate drought and periods of wet. Blooms in sun or part shade.   

### ***Modara fistulosa x bartletti* 'Peter's Purple' 'Bee Balm' LAMIACEAE**

Purple to pink frilly flowers on 3-4' tall plant. Blooms summer to fall. Prefers moist, well-drained soil in sun to light shade  

***Oenothera lindheimeri* 'pink', formerly *Gaura lindheimeri* 'Pink Butterflies'**

**ONAGRACEAE**

Loose sprays of deep pink flowers. In the breeze these move constantly, looking like a cloud of butterflies. Flowers for the entire summer and fall. Excellent in containers and for cutting. Needs good drainage to survive the winter. Heat & drought tolerant


***Oenothera lindheimeri*, formerly *Gaura lindheimeri***

**'White Butterflies & Indian feather' ONAGRACEAE**

Plants bloom for weeks with loose sprays of white flowers. These move constantly in the breeze looking like a cloud of butterflies. Heat and drought tolerant.

***Pavonia lasiopetala*, 'Rockrose' or 'Texas swamp-mallow'**

A shrubby Texas native in the mallow family. It grows up to 4'. The flowers have 5 red or pink petals and bloom from June to the Fall. Hummingbirds love them. Drought tolerant once established.

Trim lightly throughout season. 



Passionate purveyors of  
rare and historic roses  
and all things garden

[wholesale@wearoses.com](mailto:wholesale@wearoses.com)

[antiqueroseemporium.com](http://antiqueroseemporium.com)

9300 Lueckemeyer Rd.

Brenham, TX 77833

1-800-441-0002

979-836-9051





***Penstemon tenuis* 'Gulf Coast Penstemon' PLANTAGINACEAE**

Evergreen perennial with mounding habit. 2'-3' flower stalks of tubular lavender flowers held above foliage in spring.

***Phlox paniculata* 'Texas Pink' 'Texas Pink Phlox' POLEMONIACEAE**

Fragrant, pink flowers. Clump-forming plants 2'-4' tall. Prefers moist, well drained soil

***Scutellaria suffrutescens* 'Pink Skullcap' 'Hot Pink Skull Cap' LAMIACEAE**

Pink Skullcap forms a 6-8" mound of tiny foliage and is smothered with small snapdragon-like bright pink flowers and gray green foliage, semi-evergreen and tough. Blooms spring-fall, sun to part sun and good drainage, Pollinator.

***Stokesia laevis* 'Pete' 'Peter's Texas Stokesia' ASTERACEAE**

Very showy species that is used in both wildflower and formal gardens.

***Zexmenia hispida* 'Zexmenia, Orange wedelia' ASTERACEAE**

Bouquet-like shurlet with golden-orange flowers summer to fall. 1-3' tall. 2' wide. Drought tolerant. Needs good drainage.

## HOUSTON AUDUBON NATIVES NURSERY

Native plants are the ecological basis upon which life depends, including birds and people. They're low maintenance, conserve water, provide habitat for birds and wildlife, and help combat climate change!



### GET STARTED WITH...



Scarlet Sage  
*Salvia coccinea*



Black-eyed Susan  
*Rudbeckia hirta*



Firewheel  
*Gaillardia pulchella*



Lemon Beebalm  
*Monarda citriodora*



[HOUSTONAUDUBON.ORG/NATIVESNURSERY](https://HOUSTONAUDUBON.ORG/NATIVESNURSERY)

Order online & pick up on Fridays at Edith L. Moore Nature Sanctuary

Houston Audubon's mission is to advance the conservation of birds and positively impact their supporting environments.



## PLUMERIAS

*Availability is dependent on our growers.*

### ***Plumeria* Frangipani APOCYNACEAE**

These deciduous trees have leathery leaves with fragrant, five-petaled flowers. During growing season water and feed regularly. Before the first frost, bring the plants into protected area, either in pots or uprooted from the garden with soil removed. Return to garden once danger of frost is over. A variety of Plumerias, grown by GCH members, will be available in a full range of colors: Bridal Bouquet (*Plumeria pudica*), Laredo Princess, Lemon Drop, and Slaughter Pink. Other varieties may become available at the time of Mart.



#### ***Plumeria pudica* 'Bridal Bouquet'**

White with yellow center, 2" blooms, arrow or spoon shaped leaves.



#### ***Plumeria* 'Laredo Princess'**

Pink with yellow, fades to light pink, 4" blooms, fragrant.



#### ***Plumeria* 'Lemon Drop'**

Yellow with white tips, 2" blooms, fragrant.



#### ***Plumeria rubra* 'Slaughter Pink'**

Pink with yellow centers fades to white with yellow, 4" blooms.

## ROSES

*Availability is dependent on our growers.*

### ROSACEAE

The majority of roses sold at the Mart are “Heirloom” roses, among the best-loved shrubs in the South. We sell roses grown “on their own root stock.” These are not “grafted” roses, which generally require more care and chemicals, but roses as easy to grow and as carefree as their forebears.

**Growing Instructions:** Plant roses in an open, well-drained area that gets at least 6 hours of direct sun; a location with light shade during the hotter part of the day will keep flowers from fading. Plant the bush in the ground at a depth and width of the pot in which it comes. Water thoroughly to remove air pockets and settle soil around roots. Mulch well. Soak deeply every 7-10 days. Keep leaves dry to avoid fungus but if needed, spray with 2 tbsp. baking soda in 1 gallon of water. Spray tops and undersides of leaves in morning or early afternoon. Roses with few petals (under 30) may go from bud to wide-open blossom in several hours. The more petals the rose has, the longer it will take to open and the longer it will last! ⚙️✂️

**Pruning Instructions:** Our roses do not require the severe pruning methods used for Hybrid Teas. While thinning of old, crossing, or crowded growth can be done in February or March, most dead or diseased branches can be removed any time of the year. Climbers and one-time bloomers should be pruned after blooming. Our hot summers can be difficult for roses, and so you may wish to consider a light pruning and fertilization in August to encourage fall flowers.



#### **Rosa ‘Peggy Martin’**

The Peggy Martin rose is a vigorous climber that can reach 15’. Clusters of pink flowers occur from spring through fall. Also known as the Hurricane Katrina rose, this thornless climber survived under 20’ of salt water for two weeks after the hurricane. “This rose is a beautiful symbol of survival on the Gulf Coast” and a hardy rose for novice gardeners! Quote by Dr. William C. Welch



#### **FOR MORE INFORMATION ON ROSES:**

Antique Rose Emporium [www.wearerose.com](http://www.wearerose.com)

Houston Rose Society [www.houstonrose.org](http://www.houstonrose.org)

Heritage Rose Group [www.heritagrosegroup.org](http://www.heritagrosegroup.org)

## SHRUBS

*Availability is dependent on our growers.*

### ***Aloysia virgata* 'Sweet Almond Verbena' VERBENACEAE**

A tough deciduous shrub or small tree. Produces spikes of tiny white flowers from spring to fall. Intensely fragrant flowers attract a host of pollinators. Semi-evergreen; can be trained into a small tree, 12'-15' tall. Plant in full sun to part shade with plenty of room to grow. ☀️ 🌑 🦋

### ***Buddleja davidii* 'Buzz Ivory' SCROPHULARIACEAE**

Prolific bloomer loaded with fragrant Ivory spikes and generous foliage. Great for small space gardens and patio plantings. Blooms from spring to fall in full sun. 3'-4'. ☀️ 🦋

### ***Callicarpa americana* 'American Beautyberry' LAMIACEAE**

This plant is native to the American southeast, with arching branches of striking deep purple berries in clusters that form in the fall. The berries are very attractive to birds, and gorgeous in a woodland garden. Can take lots of sun but appreciates some afternoon shade. Can grow to 4' to 6' tall. Woody, deciduous. ☀️ 🌑 🦋 🐦

### ***Callicarpa dichotoma f. albifructa* 'White Beautyberry' LAMIACEAE**

Variety with white or ivory berries. Can get leggy in too much shade. Prune back in late winter to encourage compactness and flowering. Woody, deciduous. ☀️ 🌑 🦋 🐦

### ***Hydrangea quercifolia* 'Oak Leaf Hydrangea' HYDRANGEACEAE**

A deciduous shrub, 4'-8', tall with oak leaf shaped leaves. Produces a pyramidal cluster of white blooms in spring and early summer. Blooms pick up subtle shades of pink and brown as they age. Leaves turn from bright green to shades of red in late autumn and winter. Best in morning sun and afternoon shade and well-draining soil. ☀️ 🌑 🌑

### ***Hydrangea quercifolia* 'Penny Mac' HYDRANGEACEAE**

Massive tinged-blue flower heads, long blooming and fast growing, Great for containers. ✂️

### ***Lespedeza thunbergii* 'Little Volcano' FABACEAE**

A deciduous shrub that has graceful arching branches resembling a fountain. Produces showy pink blooms from late summer through fall. Best in full sun with well-draining soil. Can grow to 6' tall. Needs at least half-day sun for optimal blooming. Beautiful along a fence. Woody, deciduous. ☀️

## SMALL BULBS

### ANNUAL

With a huge variety to choose from, Annual Small Bulbs can delight young and old. The bulbs range from the gigantic Fireworks Allium, bursting with bright purple spikes to the tiny sweet crocus that brings the first breath of spring. Many are fragrant and attract bees and butterflies.

### ALLIUM AMARYLLIDACEAE

Allium is a small annual bulb that likes good drainage and sandy loam. Plant at depth of 1 1/2 times the diameter of bulb, 2"-3" apart for small bulbs and 8"-10" for larger ones. Allium will increase by offset or reseeding. They are summer bloomers.



#### ***Allium hollandicum* 'Purple Sensation' 'Dutch Garlic'**

Vibrant purple, large globe shape, fragrant, 28"-36" height, plant in fall, blooms late spring, 3 bulbs per pack, late growing season.



#### ***Allium schubertii* Ornamental Onion**

Rose pink blooms, large spikes in shape of fireworks, fragrant, 16"-30" height, 3 bulbs per pack, late growing season. ☀️ 🌙

### ANEMONE RANUNCULACEAE

Ranunculus produce heavily layered tissue-like petals. Soak tubers for no more than 2 hours in tepid water and root stimulator before planting. Plant the tubers 'claws down' 1"-2" deep and 3"-5" apart in October or November. Water well; then keep moist for first 2-3 weeks.



#### ***Ranunculus asiaticus* 'Flamenco'**

Coral apricot color with open faced multi-layered petals, 10 bulbs per pack, mid growing season. ☀️ 🌙 ✂️



#### ***Ranunculus asiaticus* Mixed**

White, yellow, orange, pink and red color with open faced multi-layered petals, 10 bulbs per pack, mid growing season. ☀️ 🌙 ✂️



#### ***Ranunculus asiaticus* Mixed Pastel**

Light yellow to pale pink color with open faced multi-layered petals, 10 bulbs per pack, mid growing season. ☀️ 🌙 ✂️





***Ranunculus asiaticus* Rose**

Rose color with open faced multi-layered petals, 10 bulbs per pack, mid growing season. ☀️ 🌑 ✂️



***Ranunculus asiaticus* White**

White color with open faced multi-layered petals, 10 bulbs per pack, mid growing season. ☀️ 🌑 ✂️

**ANEMONE**

Anemones are an annual small bulb grown for beautiful, open flowers. Plant in November, 6"-8" apart, 1" to 2" deep, in well-drained soil. Soak tubers in warm water with 1 ounce fish emulsion and 1 ounce molasses for no more than 2 hours before planting. Plant tuber scarred side up or on its side. De Caen varieties are single flowering cultivars. The St. Brigid varieties are double flowering cultivars.



***Anemone coronaria de Caen* Mixed-Single**

Red, pink, white and blue: white has green eye, all other colors have black eye, opened poppy flower shape, 8"-12" height, 20 bulbs per pack, late growing season. ☀️ 🌑 ✂️



***Anemone coronaria de Caen* 'The Bride'**

Pure white with green eye, poppy shaped flower, 8"-12" height, 20 bulbs per pack, late growing season. ☀️ 🌑 🌿 ✂️



***Anemone coronaria St. Brigid* 'The Admiral'**

Heavily sword shape petals forming circular blooms with black eye, poppy shaped flower, 10"-12" height, 20 bulbs per pack, late growing season. ☀️ 🌑 🌿 ✂️

**DUTCH IRIS IRIDACEAE**

Dutch Iris prefer well-draining soil and full sun. Plant October-November, 4" deep, 6" apart, water deeply after planting. Water sparingly until growth starts, after that, water often, taking care not to over-water. Fertilize in spring

***Iris x hollandica* Dutch Iris Light Blue**

Light blue standards with splotch of yellow color. Water sparingly until growth starts; after that, water often, taking care not to over-water, 10"-12" height, 10 bulbs per pack, mid-late growing season.

***Iris x hollandica* Dutch Iris Purple Sensation NEW**

Vivid purple with a contrasting spot of yellow at the center of petals, fragrant and thrives in full sun, 10"-12" height, 10 bulbs per pack, mid-late growing season.

***Iris x hollandica* Yellow Queen NEW**

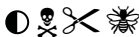
Brilliant pure yellow, sword-shaped green leaves, thrives in full sun, 10"-12" height, 10 bulbs per pack, mid-late growing season.

**ASPARAGACEAE**

Along with tulips and daffodils, hyacinths are considered a "must-have" spring bulb. Their glorious, thick spikes of fragrant, bell-shaped flowers rise from narrow, bright green leaves. They should be stored in the refrigerator for 8 weeks prior to planting. Store in a mesh bag on an open shelf not subject to moisture. Keep dry. Plant in mid-November in a well-drained bed with 2" of soil mixed with bone meal or super-phosphate above the tops of the bulbs; space 5"-6" apart. Blooms 6 to 8 weeks after planting. May also be forced in pots or in special hyacinth glasses. In pots, leave the tip of the bulb above the soil surface. Although sun loving, Hyacinths will tolerate some shade.

***Hyacinthus orientalis* 'Blue Jacket'**

Cool blue color, large, dense, fragrant spikes (racemes) of up to 40 waxy, bell shaped flowers that bloom in early spring, bright green leaves, larger bulbs produce larger spikes, three bulbs per pack, mid growing season.



## SMALL BULBS

### PERENNIAL

These bulbs are tried and true in our area. Year after year they magically pop up to surprise and delight gardeners of all ages. The perennial bulbs come in a variety of colors. Nothing smells sweeter than Muscari—no wonder the bees love it!



#### **Crocus Mixed** *IRIDACEAE*

Crocus are small, goblet-shaped flowers often with interiors of contrasting colors. Yellow, white and purple goblet shaped flowers with yellow stamens, 4"-6" height, can be used in borders. Mass them for best effect. Plant corms in November, 1"-2" apart, 1/2 their own depth, in irregular clumps or drifts. 20 bulbs per pack, early spring growing season. ☀️ 🌙



**Freesia Double Mixed** *IRIDACEAE* White, pink, yellow, red and purple fragrant bugle shaped flowers on wiry, 12"-16" stems, blooms winter to early spring. Plant October-November, 2" deep, 2" apart, in rows 4"-6" apart. 20 bulbs per pack, early to late growing season. ☀️ ✂️ 🌿



#### **Gladiolus byzantinus** 'Byzantine Gladiola' *IRIDACEAE*

Magenta spike shaped flowers on stalks, 2' height, fragrant. Byzantine Gladiolus is a perennial that flowers best in full sun, although light shade is tolerated. In September plant 4" deep and 4"-6" apart in moist, but well draining soil. It will naturalize and multiply in favorable growing conditions. 10 bulbs per pack, late spring to early summer growing season. ☀️ ✂️ 🦋 🌿



#### **Hyacinthoides hispanica** 'Excelsior' 'Spanish Bluebells' NEW *ASPARAGACEAE*

Hyacinthoides is a genus of flowering plants in the family Asparagaceae, known as bluebells. This Excelsior features clumps of glossy strapshaped leaves. Stems 12"-18" tall with stalks of multiple bell-shaped blue/purple flowers. Plant spring or fall for spring blooms. Pest and disease resistant. Parts of the plants are poisonous. Plant 4" deep and 4" apart. ☀️ 🌙 🌿 🦋 ☠️



#### **Ipheion uniflorum** 'Charlotte Bishop' *AMARYLLIDACEAE* NEW

Spring starflower features pink star-shaped six-petal flowers with darker strip down the middle, atop grassy foliage, fragrant and good cut flower. Plant in drifts, Award of Garden Merit by the Royal Horticulture Society, pest resistant, long bloomer, plant 2"-3" deep and space 2"-4" apart, 6" height and width, early spring bloomer. ☀️ 🌙 🌿 🌿



#### **Ipheion uniflorum** 'Whisley Blue' *AMARYLLIDACEAE*

Lilac blue, star-shaped, six petaled hint of garlic; scented flowers. Vigorous, pest resistant, long bloomer, clump-forming. Good in rock gardens or as underplantings. 6" height, early to late growing season. ☀️ 🌙 🌿 🌿



***Ixia maculata* 'African Corn Lily' – Mixed IRIDACEAE**

Colorful flowers, showy spikes in hot pink, pale pink, white and salmon, star shaped flower, 12"-16" height. Bloom spring-summer. Plant In spring 2" deep on 2"-3" centers. 25 bulbs per pack, late growing season.



***Leucojum aestivum* 'Summer Snowflake' AMARYLLIDACEAE**

White bell shaped flowers with tiny green dots, on scalloped edges Plant 3"-4" deep and 4"-6" apart in the fall, in well-drained soil. 12" to 16" height. Naturalizes best if left undisturbed once set in the ground. 8 bulbs per pack, mid season growing season. ⚙️ 🌞 🐦 🐝 ✂️ 🌿



***Muscari armeniacum* 'Grape Hyacinth' ASPARAGACEAE**

Small cobalt spikes, great for borders, very fragrant. Plant 2" deep in well-draining soil in October and November for blooms in February and March. 6" height, Plant in mass for best show. 20 bulbs per pack, mid season growing season. ⚙️ 🌞 🐦 🐝 ✂️



***Sparaxis* Mixed IRIDACEAE**

Loose spikes of tiny, white, pink, red and orange flowers with black hearts. Plant in groups 2" deep, 3"-4" apart in November-December for blooms in March-April, 12"-16" height. 20 bulbs per pack, early to mid season growing season. ⚙️

CACTUS, SUCCULENT, CAUDICIFORM, EUPHORBIA,  
AGAVE, YUCCA AND LARGE PLANTS AVAILABLE



TheCactusKing.com  
281.591.8833

| 7900 I-45 N Houston, TX 77037  
| admin@thecactusking.com

Scan QR code for Succulents and Cacti



## SUCCULENTS AND CACTI

Succulents and cacti are valued for their unique shapes and low-care needs. The approximately 10,000 species of succulents come from many regions worldwide, and are classified into six families, one of which is cacti, claiming 25 percent of all succulent species.

Succulents and cacti in Houston are best grown in pots or very well prepared raised beds with full sun and rain protection from Houston's many inches of annual rain. Place succulents and cacti under a covered porch with partial sun or filtered light. Most plants will survive a light freeze unless from the Madagascar area or a tropical region. It is important to consider origin of country and altitude to determine the best planting type and location for the succulent that you fall in love with - as this will ensure success and survival. All cacti are succulents. To maximize plant health, many cacti require a more porous and aerated soil than other succulents. And as with all plants, the most important element to begin with will be the soil mixture, which for these plants should be a cacti and succulent blend, with rapid functioning drainage.

Consider the growth rate, your container, and whether you are buying for indoors or outdoors when purchasing your plant.

### **ASPHODELACEAE**

***Aloe "Blue Elf"***

***Aloe "Brass Hat"***

***Aloe "Cha Cha"***

***Aloe "Crosby's Compact"***

***Aloe "Delta lights"***

***Aloe "Dorian Black"***

***Aloe "Fat Albert"***

***Aloe "Green Ice"***

***Aloe "Lizard Lips"***

***Aloe "Pepe"***

***Aloe "Pink Blush"***

***Aloe "Pink Lace"***

***Aloe "Sparkling Burgundy"***

***Aloe "Vito"***

***Aloe "White Fox"***

***Aloe "Winter Sun"***

***Aloe arborescens***

***Aloe bakerii***

***Aloe brevifolia***

***Aloe deltoideodonta*  
*"Sparkler"***

***Aloe fragilis***

***Aloe ibitiensis***

***Aloe jacunda***

***Aloe jacunda x harlana*  
*hybrid***

***Aloe rauhii***

***Aloe spinosissima***

***Aloe variegata***

***Haworthia angustifolia***

***Haworthia angustifolia*  
*liliputana***

***Haworthia angustifolia*  
*obtusa***

***Haworthia attenuata*  
*variegata***

***Haworthia batesiana***

***Haworthia black*  
*beaidiana***

***Haworthia chloracantha***

***Haworthia coarctata***

***Haworthia coarctata*  
*fa chalnii***

***Haworthia cooperi***

***Haworthia cymbiformis***

***Haworthia cymbiformis*  
*lepida***

***Haworthia fasciata*  
*browniana***

***Haworthia guttata***

***Haworthia Harry Johnson***

***Haworthia limifolia***

***Haworthia Limifolia keithii***

***Haworthia Limifolia*  
*ubomboensis***

***Haworthia longiana***

***Haworthia magnifica***

***Haworthia Manda's*  
*Hybrid***

***Haworthia marumiana***

***Haworthia mirabilis*  
*mundula***

***Haworthia mutica***

***Haworthia reinwardtii***

***Haworthia Retusa***

***Haworthia tortuosa***

***Haworthia turgida***

***Haworthia turgida glauca***

***Haworthia venosa*  
*tessellata***



Scan QR code for Tips on Growing Tulips in Houston



## TULIP/TULIPA

### LILIACEAE

In Houston, tulips should be considered annuals. Nearly all tulips need an extended period of winter chill to bloom well. Here, where winters are short and mild, the bulbs should be packed into mesh bags and left on a refrigerator shelf for a minimum of 8 weeks.

Be sure to store the tulips away from fruit as fruit emits ethylene gas which kills flowering.

Plant bulbs from mid-December to mid-January. Choose a well-drained location with good morning sun and afternoon shade. Add humus; mix to a minimum of 9". Plant tulips close together to ensure a spectacular display of color. Dig holes 3"-4" deep; cover with 3"-4" soil. The heights listed on the next pages occur during regular winter weather. If it is too warm, the tulips may bloom close to the leaf and be shorter, a condition called blasting. Be sure to water the tulips often if there is a winter hot spell.

All tulips are suitable for outdoor container gardening if the containers are kept moist. Start the bulbs in a sunny spot. When the first tinge of color appears, move to the shade; the flowers will enlarge and stay in bloom longer.

The species tulip, **clusiana**, will naturalize in Houston. It is small, 5" tall and makes a nice flower border.

### TULIP DIVISIONS

For horticultural purposes, tulips are divided into 15 groups, chiefly defined by flower type. The following 5 classifications of tulips are represented at the Bulb & Plant Mart.

1. **Double Early** Fully double, peony-like flowers, to 3" across, often margined or flecked with another color. Early-to-mid-season.
2. **Triumph** Single, cup-shaped flowers, up to 2-1/2" across, often margined or flecked with contrasting color. Leaves 4"-14" long. Mid-to-late-season.
3. **Darwin Hybrid** Brightly-colored flowers on 24"-28" stems up to 5" across, usually flushed, flamed or penciled with a different color, and often with contrasting bases. Mid-to-late-season.
4. **Single Late** Graceful plants with large oval blooms often with contrasting margins on 1' to 3' stems. Late-season.
5. **Double Late** Very large, heavy-textured double peony-like blossoms sometimes flamed in a different color, up to 5". Leaves 4"-16". Late-season.



### ***Tulipa* 'Amazing Grace'**

Pink, peony-like petals, Double flower shape, 16"-22" height, 10 bulbs per pack, early season growing season. Tulips require six weeks of chilling before planting. ●✂



### ***Tulipa* 'Apeldoorn'**

Brilliant red, a true classic, Darwin Hybrid flower shape, 20" height, 10 bulbs per pack, mid season growing season. ●✂



### ***Tulipa* 'Big Love'**

Large dusty rose blossoms with a lilac sheen. Darwin Hybrid flower shape, 22" height, 10 bulbs per pack, late season. ●✂



### ***Tulipa* 'Charming Beauty'**

Apricot/peach, large double bloom, 20"-24" height, 10 bulbs per pack, late season growing season. ●✂



### ***Tulipa* 'Clearwater'**

Snow white, single flower shape, excellent cut flower, 18"-24" height, 10 bulbs per pack, late season growing season. ●✂



### ***Tulipa* 'Clusiana Lady Jane'**

Pink and white petals and ivory-white interior. Small, slender flowers, Darwin Hybrid flower shape, 10"-12" height, 10 bulbs per pack, mid season growing season. ●✂✂




### ***Tulipa* 'Conqueror'**

Vibrant yellow petals, Darwin Hybrid flower shape, 16"-19" height, 10 bulbs per pack, late season growing season. ●✂



### ***Tulipa* 'Mondial'**

Opens creamy white and goes to snow white with yellow base, double flower shape, 16"-18" height, 10 bulbs per pack, early season growing season. ●✂



### ***Tulipa* 'Don Quichotte'** NEW

Large deep pink blossoms. Darwin Hybrid flower shape, 22" height, 10 bulbs per pack, late season. ●✂



### ***Tulipa* 'Monsella'**

Yellow with red stripes, mid-season, can be forced inside, double flower shape, 16"-18" height, 10 bulbs per pack, late season growing season. ●✂



### ***Tulipa* 'Montreux'**

Large ivory blossoms, resembles peonies, double row of four petals, blush pastels, fragrant, double flower shape, 12"-14" height, 10 bulbs per pack, early season growing season. ●✂



### ***Tulipa* 'Ollioules'**

Medium pink with pale pink edges, Darwin Hybrid flower shape, 18"-24" height, 10 bulbs per pack, mid season growing season. ●✂



### ***Tulipa* 'Orange van Eyk'**

Large Marigold orange with hot pink feathering, Darwin Hybrid flower shape, 18"-24" height, 10 bulbs per pack, mid season growing season. ●✂



### ***Tulipa* 'Orleans'**

Ivory white with pale green feathering on upper petals, triumph flower shape, 18"-20" height, 10 bulbs per pack, mid season growing season. ●✂



### ***Tulipa* 'Purple Lady'**

Dramatic, vivid purple petals, triumph flower shape, 19" height, 10 bulbs per pack, mid season growing season. ●✂



### ***Tulipa* 'World's Favourite'**

Red with yellow edge, Darwin Hybrid flower shape, 20" height, 10 bulbs per pack, mid season growing season. ●✂



### ***Tulipa* 'World's Fire'**

Fire engine red with trace yellow edges, Darwin Hybrid flower shape, 18"-20" height, 10 bulbs per pack, early season growing season. ●✂



### ***Tulipa* 'World's Peace'**

Red with yellow accents, Darwin Hybrid flower shape, 20" height, 10 bulbs per pack, late season growing season. ●✂

1-2-3 Completely Easy is perfect for BULBS (and all of your plants)!



## The Arbor Gate

Northwest Houston's premier gardening destination!

A system so easy, you can't mess it up.



- **One FOOD** that feeds anything with roots.
- **One SOIL** for any application.
- **One COMPOST** that improves any and all soil.

**Completely organic, completely easy.**

Follow us:   

(281) 351-8851 • 15635 FM 2920, Tomball • [ArborGate.com](http://ArborGate.com)

## VINES

*Availability is dependent on our growers.*

Vines climb in various ways: stems, tendrils, leaf petioles that twist around supports, aerial roots, hooked thorns or tiny, adhesive ducts. Roots should be cool and damp, but most vines need sun to bloom. Clipping and tipping will provide better blooms and disciplined structure. Frequent feeding is recommended.

***Antigonon leptopus alba* White Coral Vine *POLYGONAEAE***

Climbs by tendrils, fast growing, veined, heart shaped leaves with an open airy look, trailing sprays of snow white flowers summer to fall, sun/part shade, moist, good drainage, drought tolerant, root hardy. ☀️ 🌑 🦋 🌿

***Antigonon leptopus* Dark Pink Coral Vine *POLYGONAEAE***

Climbs by tendrils, fast growing, veined, heart shaped leaves with an open airy look, trailing sprays of hot rose pink flowers summer to fall, sun/part shade, moist, good drainage, drought tolerant, root hardy. ☀️ 🌑 🦋 🌿



***Aristolochia fimbriata* White Veined Hardy Dutchman's Pipe  
*ARISTOLOCHIACEAE***

Extremely rare, trailing dutchman's pipevine, native to Arizona. The 1" long, arrow-shaped leaves are usually dark brownish-green when growing in full sun, lighter green in less sun. The tubular, funnel-form flowers are about 1.5" long, green with brown spotting. Host plant for the Pipevine Swallowtail butterfly. Will not tolerate wet feet. Excellent plant for containers. ☀️ 🌑 🦋 🌿

***Aristolochia triloba 'mil-homens'* Pipevine triloba *ARISTOLOCHIACEAE***

An adaptable evergreen pipevine that is host to the pipevine and polydamas swallowtail butterflies. Tropical, will freeze back at 30 degrees. Native to Central America where it is widely used in folk medicine. ☀️ 🌑 🦋

***Clematis* *RANUNCULACEAE***

A favorite saying about clematis is that they like their roots in the shade and their tops in the sun. Plant deep, mulch well. To provide shaded roots, plant a companion plant at its feet. Prefers moist, well-drained soil. Does well in pots. Best light conditions are morning sun and afternoon shade. Climbs by twining.

***Clematis 'Huldine'***

A large-flowered variety, producing pale, lavender-blue flowers that may reach 5"-7" across. Flowers are followed by distinctive seed pods that appear as attractive, fluffy clusters. Moist, well-drained soil, full to part sun. Shade the roots with deep mulch and a companion plant at its feet. ☀️ 🌑



### ***Clematis* 'Ramona'**

Large 4"-6" carmine-colored flowers with creamy white centers. Blooming mid to late summer, on new year's growth. Moist rich soils. Growing 10-12'. ☀️ 🌙

### ***Clematis* 'Ville de Lyon'**

Great bloomer with clusters of deep crimson flowers emerging from purple bell-shaped calyces. Blooms spring-fall, dark green foliage, sun/part shade, rich moist, well-drained soil. ☀️ 🌙



### ***Clerodendron x speciosum* 'Red Wine' Bleeding Heart Vine "Red Wine" RANUNCULACEAE**

A gorgeous, non-stop blooming, root hardy vine that performs in sun OR shade! Large clusters of deep crimson flowers emerge from lavender, bell-shaped calyces. Glossy dark green leaves. Blooms spring-fall, sun/part shade, rich, moist, well-drained soil. ☀️ 🌙 🦋

### ***Clitoria ternatea* Blue Butterfly Pea FABACEAE**

A small woody vine that needs a trellis for support or it will form a small mound. It blooms a dainty yellow flower in spring at the same time producing clusters of double, red, samara shaped seedpods, making a lovely display. Needs at least 6 hours of sun and moist, well-draining soil. ☀️ 🌙 🦋

### ***Jasminum officinale* Poet's Jasmine, Common Jasmine OLEACEAE**

Fragrant twining vine 15'-30'. Beautiful blush of white flower clusters in the spring, then sporadic blooming summer to first frost. Loved for its fragrance. Grow on trellis, in pots or as a ground over. Stays evergreen in mild winters. ☀️ 🌙



### ***Lablab purpureus* Hyacinth Bean Vine FABACEAE**

Annual Climbing vine grows 10-20' tall. Plant in well-draining soil. Produces purplish-green heart shaped leaves, showy amethyst flowers, mid-summer to frost. Followed by eye catching shiny purple 3"-5" seed pods. The beans contain toxins so not recommended for consumption Twining vine growing to 20'. The berries are inedible and grow from summer to fall. Attracts hummers and butterflies. Cold hardy, prefers acidic soil. Attracts butterflies and hummingbirds. Larval host for Long-tailed Skipper butterfly. ☀️ 🌙 🦋

### ***Manettia luteorubra* Candy Corn or Firecracker vine RUBIACEAE**

Yellow flowers spring to frost followed by chartreuse seedpods. Climbs by twining. In mild winters will be evergreen. If left to its own it will climb on itself forming a mound. Heat and cold hardy, fast grower, climbs to 10'-15'. ☀️ 🌙 🦋 🐝



***Mascagnia macroptera* Mexican Butterfly Vine**  
**MALPIGHIACEAE**

Yellow flowers spring to frost followed by chartreuse seedpods. Climbs by twining. In mild winters will be evergreen. If left to its own it will climb on itself forming a mound. Heat and cold hardy, fast grower, climbs to 10'-15'. Native to Brazil. Sun to part shade, vigorous grower. ☀️ 🌑 🦋 🐦

***Passiflora* 'Passionflower Vine' PASSIFLORACEAE**

Passifloraceae is a large plant genus with more than 500 species. Medieval monks thought that the Passion Vines' unusual flowers (rays, petals and sepals) could represent the Passion (Crucifixion) of Christ, hence the name. Most Passion Vines are host plants for the Gulf Fritillary butterfly. The flowers' nectar attracts bees and butterflies, and its fruit attracts birds. Flowers summer through fall; freezes back in winter, but is root hardy. Climbs by tendrils. 🦋 🐝 🐦

***Passiflora coccinea* x *P. incarnata* 'Lady Margaret Passion Vine'**

Vigorous, produces large passion flowers that bloom in April. The Edulis (fruit bearing) flower produces a green, egg-shaped fruit that turns purple-brown when ripe and falls off the vine. Collect the fruit off the ground and allow to shrivel on the kitchen counter. Cut in half and the inside seeds, along with very aromatic yellow jelly sacs, can be spooned out and slurped down or added to fruit salad, ice cream or yogurt. The yellow sacs can be eaten, seeds and all. ☀️ 🌑



***Passiflora incarnata* Maypop or Purple Passion flower**

When in bloom, a showstopper. A lovely tropical, vigorous twining vine. Summer blossoms open white, darken to pink, and eventually turn red. Fragrant, especially at night. Root hardy. Prune after flowering. Up to 25'. ☀️ 🌑 🦋 🐝 🇺🇸

***Passiflora edulis* 'Novak' Novak Passion Fruit Vine**

Native to Texas. Spreads by root suckers, grows up to 25'. (Tongue in cheek: a great vine to introduce yourself to your neighbors.) Three lobed deciduous dark green leaves above and white below with a lavender flower, orange-yellow berry is edible. The name Maypop comes from the way the ripe fruit pops if squeezed. Blooms spring to fall, moist to dry soil, host plant for the Gulf Fritillary butterfly. ☀️ 🌑 🦋 🐝 🐦

***Passiflora* 'pura vida' Pura vida Passionflower**

Vigorous climber with year-round interest, sepals and petals are a rich dazzling raspberry-red with a bright white center, full sun. ☀️ 🌑 🦋 🐝 🦋

***Podranea ricasoliana* Desert Trumpet Vine or Pink Trumpet Vine**

**BIGNONIACEAE**

Lovely frilly pink blooms are a magnet for butterflies and hummingbirds. This is a fast-growing vine, perfect for a quick screen - grows on a trellis or fence. Sun, heat and drought hardy. Can also be allowed to trail as a ground cover. ☀️🦋🐝

***Quisqualis indica* 'Rangoon Creeper' COMBRETACEAE**

When in bloom, a showstopper. A lovely tropical, vigorous twining vine. Summer blossoms open white, darken to pink, and eventually turn red. Fragrant, especially at night. Root hardy. Prune after flowering. Climbs to 25' tall. ☀️🌙🦋🐝

***Solanum jasminoides* 'Alba' White Potato Vine or nightshade jasmine**

**SOLANACEAE**

A nearly perpetual blooming vine with large, showy clusters of 1" blue flowers with bright yellow centers from spring to fall, followed by red berries that the birds love. Is fast growing. This is part of the nightshade family, so the berries are poisonous. ☀️🌙🦋🐝



***Solanum seforthianum* 'Blue Potato Vine' SOLANACEAE**

Native to Texas. Sports dark blue/lavender, finely scented, pendulous blue flowers in racemes that mix perfectly with the fine textured foliage. This plant enjoys a heavy flowering season in late May and June, then blooms lightly and sporadically throughout the summer into fall. Much less aggressive than its Asian cousin. ☀️🌙🦋🐝

***Thunbergia battiscombei* Mercer Blue Thunbergia, Blue Glory vine**

**ACANTHACEAE**

Produces a brilliant blue trumpet-shaped flower with a yellow throat. Excellent container plant. Deciduous. Light freeze will kill to the ground, but it will return in the spring.



***Wisteria frutescens* Texas Wisteria 'Dam B' cultivar FABACEAE**

Native to Texas. Sports dark blue/lavender, finely scented, pendulous blue flowers in racemes that mix perfectly with the fine textured foliage. This plant enjoys a heavy flowering season in late May and June, then blooms lightly and sporadically throughout the summer into fall. Much less aggressive than its Asian cousin. ☀️🌙🦋🇺🇸





creativetonic

713.533.9000 @creativetonic [creativetonicdesign.com](https://www.creativetonicdesign.com)

courtney tartt elias

## BULB BAR

### *Inside Booth*

Stop by the Bulb Bar for one-stop shopping for the bulb lover on your list.

*Great for Christmas or anytime!*



## JARDIN EXTRAORDINAIRE

### *Inside/Outside Summers Hall*

#### **Gardener's Garden Shop & Garden Goods**

*Back by Popular Demand!*

Featuring: statuary and garden furniture, tools, pots, vases, fabrics, pillows and wreaths, decorative accessories, books and objects of art

*Think creatively for your garden!*



## PLANTS THAT MERIT ATTENTION

### *Inside Booth Saturday Only*

This booth focuses on unique and hard to find plant material; plants that do indeed merit our attention. There are many new plants and some older, tried and true plants that are not as easily found in the nursery trade, which we bring to the public through this booth. Our hope is that the public will become more aware of, and interested in, alternative plants to those commonly seen in the landscape, many of which are invasive or require more attention and water.



Another highlight of this booth is all the plant experts that come to help us educate and sell are true dirt-gardeners and they love to share their knowledge!



Gardeners  
have the best  
dirt...  
Buy dirt.



Martha  
Turner



**Sotheby's**  
INTERNATIONAL REALTY

**WALTER BERING**


#1 TOP PRODUCER

713.851.9753

walter.bering@sir.com | [walterbering.com](http://walterbering.com)

  @walterberingsothebys

## FIVE BULB TYPES



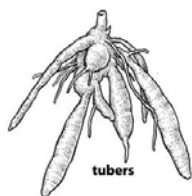
**True Bulb:** An underground stem base containing an embryonic plant surrounded by scales. A basal plate at the bottom of the bulb holds the scales together and produces roots. Most true bulbs have a protective papery outer skin. Lilies do not, so they are more susceptible to drying and damage; handle them with care. To divide, simply separate offsets from the mother bulb. True bulbs include allium, amaryllis, hyacinth, spider lily, lily, daffodil, grape hyacinth, crinum, snowdrops, tulips, and snowflakes.



**Corm:** A swollen underground stem base composed of solid tissue rather than scales. Roots grow from a basal plate at the corm's bottom, and the growth point is at the top. Each corm lasts a year. As it shrinks away, a new corm and, in many species, small cormels form on top of it. To divide, separate healthy new corms and any cormels from the old corms (cormels may take as long as two to three years to reach flowering size). Corms include crocosmia, crocus, freesia, gladiolus, and triteleia.



**Rhizome:** A thickened stem growing partially or entirely below ground. Its roots grow directly from the underside. The primary growing point is at one end of the rhizome, and additional growing points form along the sides. To divide, cut into sections that have visible growing points. Rhizomes include agapanthus, calla lily, canna, some iris, lily-of-the-valley, tuberose, society garlic and oxalis.



**Tuber:** Swollen underground stem bases that lack a corm's distinct organization. There is no basal plate, so roots can grow from all sides. Instead of just one or a few growing points, a tuber has multiple growth points scattered all over its surface. Some tubers, such as begonia, are perennials that increase in size each year. Other are annual. As new tubers grow, the old ones disintegrate. To divide either kind of tuber, cut it into sections, making sure each has one or more growing points. Tubers include anemone, caladium, elephant's ear, cyclamen, and tuberous begonia.



**Tuberous Root:** Unlike the other four bulb types, these are true roots, thickened to store nutrients. Fibrous roots for the uptake of water and nutrients develop from its sides and tip. Tuberous roots grow in a cluster, with the swollen portions radiating out from a central point. The growth buds are at the bases of old stems rather than on the roots themselves. To divide, cut the root cluster apart so each division contains both roots and part of a stem base with one or more growth buds. Tuberous roots include alstroemeria, clivia, dahlia, daylily, liatris, and ginger lily.

Adapted from *The New Southern Living Garden Book*

*In Memory*  
OF  
**Alice Thomas**  
PROVISIONAL MOM EXTRAORDINAIRE



The A Team, 2001



Standing: Alice Thomas, Cindy Wallace, Susan Miclette, Dabney Pierce, Cheryl Monteith, Gail Faris  
Seated: Sue White, Cindy Ward  
Absent: Mary Hayes, Susie Peake, Mollie Pettigrew, Beth Wray, Mikke Phillips\*



## PREPARE GOOD SOIL

When you hear seasoned Houston gardeners say, "It's better to put a 25¢ plant in a \$5.00 hole than a \$5.00 plant in a 25¢ hole," take heed. These seasoned gardeners know their gardens - Houston style - and work industriously to produce a flourishing garden based on the Number 1 Principle of gardening in Houston: fertile, friable soil with good drainage, in a bed raised at least 4" above the surface of the surrounding ground level.

The proper initial preparation of beds can save later heartbreak and backache. The addition of humus to Houston soil is imperative and raised beds are a must for good drainage. The humus promotes aeration, increase water holding capacity, stabilized pH of the soil, aids in the retention of soluble nutrients and reduces the extremes of soil temperatures. Houston soils are deficient in all nutrients and excessively so in phosphate, the nutrient needed by the bulb for prolific flowering. Phosphorus should be worked deeply into the soil. In Houston, 30 lbs. of 20% superphosphate plus 50 lbs. of rock phosphate, per 1000 sq. ft., is a good rule of thumb. If you prefer to use a balanced fertilizer in place of the superphosphate, use 30 lbs. of 10-20-10 or 60lbs. of 5-10-5. Fertilizers in both these analyses are readily available. About 15-20 bushels of good compost and at least 50 lbs. of sharp sand should be worked in per 1000 sq. ft. at the same time. Well-rotted manure may be used in place of the compost, but be sure it is well rotted.

Remember that soil texture influences the proper depth for planting bulbs. In heavy or poorly drained soil, plant less deeply to avoid the bulb's rotting. A general guide for bulb planting in Houston is: the depth of the soil above the bulb should equal its diameter and there should be 6" of well-prepared soil beneath the bulb.

At the time of planting, work 1 teaspoon of bone meal, superphosphate or bulb food into the soil below the bulb; add a bit more soil and sand, and set the bulb on the sand. Be sure the bulb does not sit directly on the fertilizer. Cover the bulb with soil, and water thoroughly. In the absence of rain, water once a week. A layer of organic mulch (shredded pine bark, shredded oak leaves, pine needles, or a combination of these ingredients) applied at the time of planting will aid in keeping the soil slightly acid, a condition in which the bulbs will thrive, and in retaining moisture in the soil. Scrape the mulch away as the shoots begin to emerge through the soil.

Feed the bulbs when the shoots break through the ground and after the blooming has ceased. Granular fertilizers, such as Rapid-Gro, BR-61, etc., mixed with water, as well as the bone meal, superphosphate or bulb food, can be used on bulbs and are much easier to use in heavily planted beds. In naturalized planting, a pelletized high-test fertilizer is recommended, but be sure that it is not allowed to lodge in the foliage and that it is watered thoroughly into the soil. The easiest fertilizer for potted bulbs and other container plants is the plastic-coated slow release material, such as Osmocote or Poracel. Applications applied once every three months provide a constant food supply.

*In Loving Memory of*  
Verlinde Hill Doubleday

PRESIDENT, THE GARDEN CLUB OF HOUSTON 2009-2010





## ENRICH YOUR SOIL

This page generously sponsored by **SUPER FINE NINE**

**Soil:** Before adding anything to your soil, test your soil with a kit or use the Texas A & M soil analysis service. To download forms and instructions, go to <http://soiltesting.TAMU.edu/files/soilwebform.pdf>. A report will be sent to you indicating the content of your soil and any nutrients needed. The term pH is the measure of the acidity or alkalinity of the soil. A pH between 5.5-6.5 is preferable for most plants. The pH of the soil affects how the plant receives nutrients. A soil sample will provide you with information needed for any pH adjustment. If your soil has what it needs, your plants will be healthier and need fewer fertilizers and pesticides.

**Compost:** Made from once-living organisms (usually plants or manures) which have been broken down over time by microorganisms. Uncomposted organic matter in your garden will slowly break down using the nitrogen in the soil, thereby robbing the plants of much needed nutrients. Compost contains the nutrients and organic matter (especially nitrogen) needed by plants to thrive.

**Manure:** Must be properly composted to ensure against disease (E. coli can live in uncomposted manure for close to two years). Manure has a high level of nutrients and is available for purchase from garden centers and soil retailers unless you have access to horse or cow manure and want to compost it yourself.

**Yard waste:** There are comprehensive instructions on composting at <http://aggie-horticulture.tamu.edu/publications/landscape/compost/intro.html>. Adding food waste to your compost can be a problem. Get as much information as you can before adding meat or dairy. You can buy compost or humus at a garden store or retailer, but home-made is always best.

**Nutrients:** Natural fertilizers such as blood meal, seaweed extracts, fish emulsion, bone meal, etc., release nutrients over a long period of time and are less likely to burn plants. They also contain micro-nutrients that synthetic fertilizers do not. Synthetic fertilizer will be more effective in the short run, but it can burn plants and doesn't have the staying power of organic fertilizer. Slow release fertilizers work well and generally do not burn the plant.

**JULIE GRIFFIN'S  
SUPER FINE NINE  
2016 - 2017**



Back row: Alix Nakfoor, Marguerite Johnson, Caroline Dannenbaum, Jeanie Kolb, Grace Cartwright, Laura Levenson.  
Front Row: Elizabeth Howley, Julie Griffin (Provisional Mom), Stephanie Shanks, Dallas McNamara

## PLANTING AND CARING FOR YOUR PLANTS

This page generously sponsored by **THE SUNFLOWERS**

**Planting:** Using your fingers, gently separate matted roots when you remove the plant from the container. If roots are matted at the bottom of the pot, cut or pull off the mat so that new roots will form. In large plants it is a good idea to take a knife and cut and spread out roots. (If the roots are growing in a circle around the bottom of the pot, they will continue to grow that way in the ground unless you free them.) Plant so that the root ball is even with the soil surface. Pat the soil firmly around the roots and water gently. Check new plants daily for about two weeks to make certain they are getting enough water.

**Watering:** Water is essential for all living things. The root system of your plant is alive and therefore needs to be hydrated. However, too much water can drown the roots of your plant. Most plants prefer consistently moist, well-drained soil. In the summer, try not to water between 10 a.m. and 4 p.m. because of high evaporation loss. In the winter, try not to water in the evening. The cooler overnight temperatures and moisture will increase chances for fungus and other plant diseases. The best time to water is early morning. Soaker or drip hoses provide water without the evaporation caused by sprinklers and prevent erosion and runoff. Moisture sensors can greatly reduce water usage.

**Mulching:** Two-to-four inches of mulch reduces the evaporation of moisture from the soil and helps to prevent weeds. Mulch in the spring with pine straw or composted pine bark mulch, which will add organic matter to the soil. Don't pile mulch too close to plant stems or tree trunks.

**Weeding:** Regular weeding eliminates competition for space, nutrients and water; it also improves air circulation, which reduces risk of disease. Handpicking is the best control environmentally, but the most labor intensive. Mulching and ground covers are effective. If you are overwhelmed and feel you must use a synthetic herbicide, follow the label directions to the letter (something you should do with all plant products).

**SALLY  
GIAMMALVA'S  
THE SUNFLOWERS  
2021 - 2022**



L to R: Tara Caldwell, Sheri Beggins, Wendy Dalton, Shirley Rouse, Sally Giammalva (Provisional Mom), Christine Underwood, Melissa Schnitzer, Kelly Montgomery

## TAKING CARE OF BULBS AFTER FLOWERING

This page generously sponsored by **MARVELOUS MARIPOSAS**

The foliage of bulbs that are to naturalize in the ground or of bulbs that you wish to lift and store over the summer until the next fall must be allowed to wither and die naturally. The rays of the sun on the foliage will help re-energize the bulb into producing the flower bud for next season's bloom.

You may leave the bulb in place in the garden, keeping the foliage growing as long as possible. Continue to water until the foliage has completely died. If you leave the bulb in the garden, you may not like the sight of the dying foliage. New annuals may be planted in front to hide the foliage or you may gently roll the foliage and fasten loosely with a bit of twine. Do not break the foliage, however. Feed again when the foliage begins to emerge the following spring.

You may gently lift the bulb from the ground and heel it in a bed out of sight. After the foliage has withered, lift the bulb from the ground and place it in a location protected from rain. After several days, wipe any residual dirt from the bulb, trim off strands of foliage and place the bulb in a mesh bag filled with vermiculite, perlite or sawdust. Hang the bag in the garage where it will have good air circulation.

At planting time in the fall remove the bulbs and carefully check them for signs of soft spots, mildew, insects. Cut out damaged areas with a sharp knife and dust the area with sulfur or a fungicide.

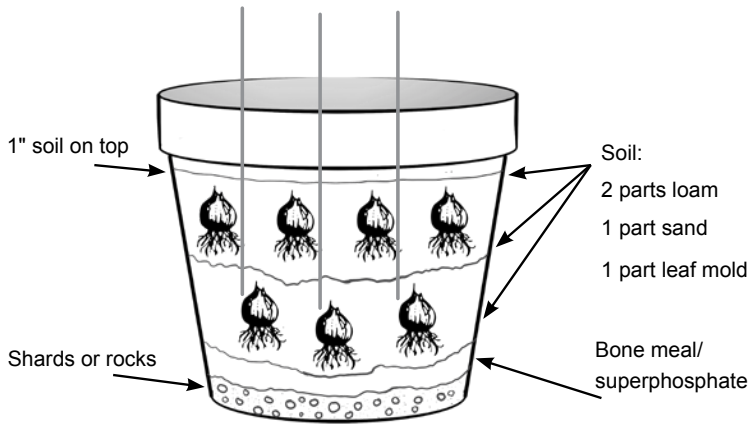
Refrigerate tulips until planting time. Daffodils, hyacinths, and other bulbs may be placed in a shallow tray and covered with the storing material until time for planting. The flowers may never be as large as they were the first season, but storing the bulbs is worth the trouble if the blooms were unusual or spectacular. Daffodils may be left in the ground.

If your naturalizing bulbs fail to bloom profusely in succeeding years, the bulbs may not be receiving enough winter and spring sunlight. You may not have provided them with good soil or you may not have given them enough water and fertilizer; or they may have sunk too low in the beds. Check the growing conditions and transplant the bulbs that seem to be unproductive; or lift them with a turning fork and put fresh, fertile soil beneath the clump. Bulbs are persistent- they will bloom, if given half the chance. And the blooms next spring will make it all worthwhile.

**RENEÉ DAVIS'**  
**MARVELOUS**  
**MARIPOSAS**  
**2022 - 2023**



L to R: Lisa Rowe Bates, Dana Hartwell, Elisabeth Bickham, Renee Davis (Provisional Mom), Annie Lovell, Courtnay Elias, Ainsley Letzerich, Angela Peterman



## DOUBLE LAYERING OF TULIPS OR DAFFODILS

This page generously sponsored by **GARDEN GODDESSES**

Tulips **must** be in a refrigerator at 45 degrees 6-8 weeks before planting. Plant daffodils in pots in November and tulips in pots in January.

Cover drainage hole with a coffee filter, a piece of wire screening, shards or bits of rock to hold in the soil.

Layer a bit of bone meal or superphosphate, then soil (a mixture of 2 parts loam or potting soil, 1 part sand, 1 part leaf mold, compost or humus).

Set bulbs on the soil, flat side of the tulip toward the wall of the pot.

Insert stakes **between** each bulb, showing where the bulbs are **not**. The stakes show where the first layer of bulbs is located, so that you will not plant on top of a bulb.

Just barely cover the bulbs with more soil.

With one hand, grasp and remove a stake and plant a new bulb just where the stake was located.

After all the bulbs are set in place, cover with soil to within one to two inches of the top of the pot.

Soak the pot after planting the bulbs. This waters it evenly. Then let it drain well.

Stick a plant label in the pot to remind you of the variety. It is easy to forget what is planted in each pot.

**MARGARET ROTAN'S  
GARDEN GODDESSES  
2014-2015**



L to R: Elizabeth Boss, Kim Jameson, Jennifer Gaines, Susan Cravens, Susan Miclette (GCH President), Margaret Rotan, Winifred Riser, Hailey Bechtol, Vereen Woodward, Mary Jornayvaz

## PLANTING CALENDAR FOR BULBS

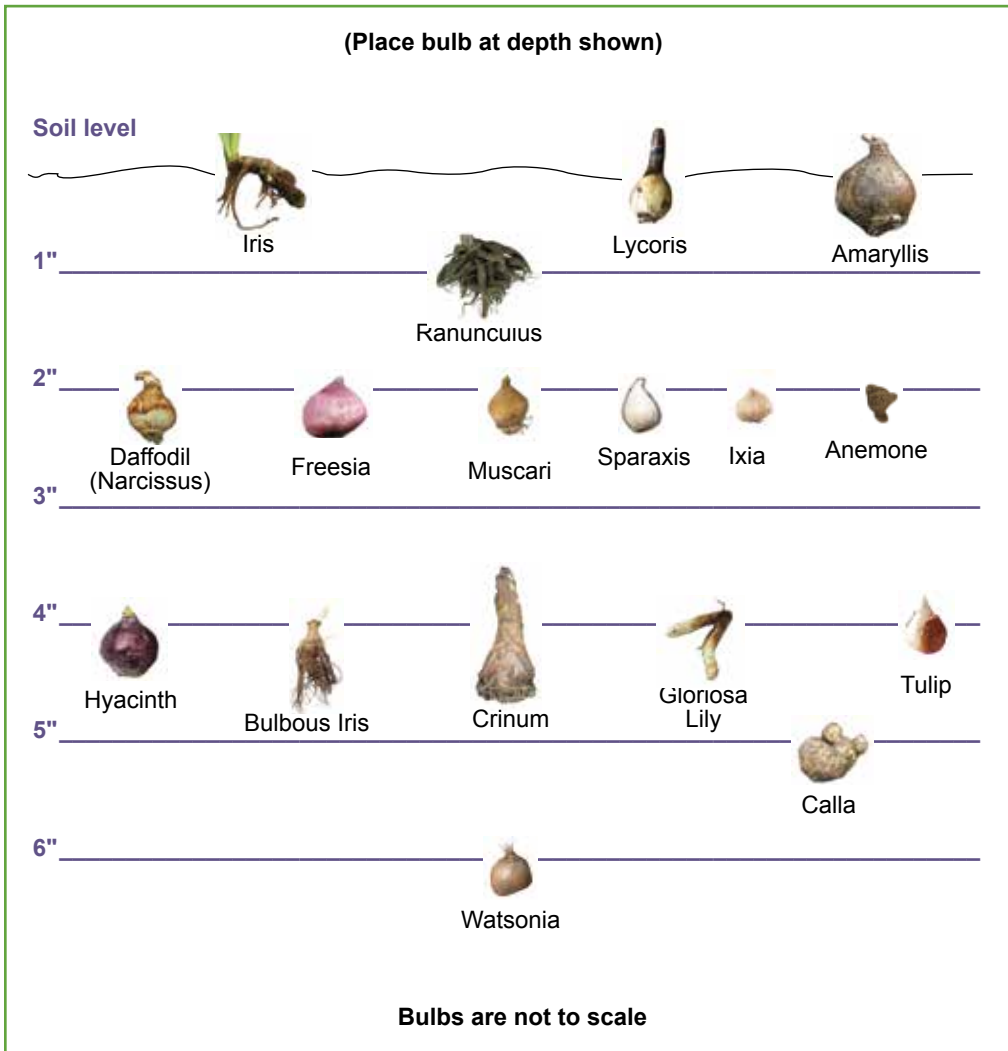
**October:** Allium, Anemone, Bletilla, Calla Lily, Crocus, Iris, Freesia, Ixia, Leucojum, Lycoris, Milla, Montbretia, Muscari, Ornithogalum, Oxalis, Ranunculus, Scilla, Sparaxis, Watsonia, Zephyranthes.

**November:** Allium, Amaryllis, Crocus, Daffodil, Freesia, Homeria, Ixia, Leucojum, Milla, Muscari, Narcissus, Ornithogalum, Sparaxis, Watsonia.

**December:** (Early) Allium, Amaryllis, Ixia, Sparaxis, Zephyranthes.

**January:** Plant refrigerated tulips every two-to-three weeks until mid-February to extend their blooming time.

## BULB PLANTING DEPTH CHART





## GO ORGANIC

### ORGANIC PESTICIDES:

Avoid using any sprays during the heat of the day or in direct sunlight.

Spray in late afternoon or early evening.

**Citrus Pesticide Spray:** The peel of the citrus acts as a nerve poison on soft-bodied insects. Chop the peel of one orange or lemon; add pieces to 4 cups boiling water and let steep overnight. Strain through a thin, meshed strainer, cheesecloth or old pantyhose. Be sure to spray the undersides of leaves, which is where the bugs live.

**Garlic Pepper/Tea Concentrate Spray:** Fill a blender 1/2-to-3/4 full of water. Add 2 bulbs of garlic and 2 hot peppers; liquefy. Strain the solids as in Citrus Pesticide. Add enough water to the juice to make 1 gallon of liquid. Use 1/4 cup of liquid per gallon of spray. Test before use, as this spray can cause leaf burn on some plants.

### ORGANIC FUNGICIDES:

**Cornmeal Juice:** Put one cup of food-grade or cheaper horticultural cornmeal (available at Southwest Fertilizer) in nylon stocking, place in one gallon of water, and use as spray without further dilution. As a fertilizer you can work 2 lbs. dry cornmeal into every 100 sq. ft. of soil; water well. One application per season.

**Vinegar:** Use for black spot and other fungal diseases on roses. Mix 3 tbsp. natural apple cider vinegar in one gallon of water. Spray during the cool part of the day; late afternoon or evening during the summer. For extra power, add 1 tbsp. of molasses per 1 gallon of water.

**Baking soda:** Use for powdery mildew or black spot on roses. Use 2 tbsp. of baking soda per gallon of water.

### ORGANIC FERTILIZERS:

**Manure/Compost Tea Concentrate:** This can also be effective as pesticide/fungicide. Fill a 5-15 gallon plastic bucket half full of compost or well-composted manure and half with water. Let the mix sit for 10-14 days. Dilute to one part compost tea to 4-10 parts water (should look like iced tea). This equates to 6-8 oz. of compost tea to one gallon of water. Strain out the solids as with the citrus pesticide before spraying. Spray on foliage of plants. Caution: Manure that is not well-composted can contain pathogenic organisms such as E. coli and salmonella.

[Source: Bart Brechter, Curator, Bayou Bend Gardens, Houston:

Notes from his lecture to The Garden Club of Houston, January 2009]

\*Improper use of pesticides, herbicides and fertilizers - whether organic or synthetic - can have very serious consequences for local ecosystems and human health.

## WHAT TO DO AFTER A FREEZE IN YOUR GARDEN

This page generously sponsored by **THE NINES**

**Wait** – You may want to get out there with scissors, snippers, loppers, shears, or whatever to take out your frustrations, but wait. The parts of our plants that are brown and dry (even crispy!) do serve a purpose. They gave one for the team and got burned and died to protect the main part of the plant. Let them finish their mission for a couple more weeks. In March, you can whack away. When you start cutting back the brown, dead branches, go slowly. Keep cutting back until you notice what you are cutting is actually alive. You will know because it won't just break off easily and it will have some green showing at the cut. This is for small trees, vines, bushes and shrubs. For ferns, you will have to cut back and wait and see if any new bright green growth comes back later in March or early April. For plants like amaryllis, crinum, palm, and vegetables that may be mushy, you can get rid of that now. Cut the mushy part off and throw it away.

**Water** – Your plants fought hard to stay alive. They need a drink. Give it to them.

**Look** – Take notice of what survived and still looks decent; hopefully in your garden but maybe in a neighbor's. You may want to plant that in your own garden.

**Feed** – Use fish Emulsion, Seaweed, Humic Acid – Really anything that is organic that is a liquid. Mix with water in a watering can and water your plants when you cut them back. Microlife is a Houston based company that makes all sorts of organic fertilizers. You can get that brand at Buchanan's in the Heights, Southwest Fertilizer in Bellaire and Wabash.

**Remember** – What was bugging you about your garden before the freeze? Maybe a plant or two were in the wrong spot. Maybe they were getting too big or not thriving because of their sun exposure. Spring is the time to make your garden new again. It is easier to cut back plants that had gotten too leggy or tall since the foliage is browned and thinned out. You can really get in there and see what needs to be shaped.

**Plant** – Get some color into your garden now; it will make you feel better and planting some native flowering plants will help the bees. If you planted your tomatoes before the freeze, they did not survive. Now is the time to plant those again.

**MIMI KERR'S  
THE NINES  
2006 - 2007**



L to R: Doris Heard, Jennifer Warren, Clayton Erikson, Karen Terrell, Meg Murray, Cynthia Guill, Alison Tennant, Lucy Goodrich, Melissa Moss, and Provisional Mom, Mimi Kerr

## GARDEN GUIDE FOR SEPTEMBER

This page generously sponsored by **BUSY BEES**

**Divide** and transplant dormant bulbs such as calla lilies, daylilies and irises.

**Clean out** your beds in preparation for October's prime planting time and all of your many BPM purchases.

**Check** your hoses and replace as necessary.

**Test Your Soil:** Download the form from Texas A&M at <http://soiltesting.tamu.edu/files/soilwebform.pdf>. Collect separate soil samples for areas of grass, flowers and shrubs and vegetables and send them in with the completed form and your payment. In about 10 days you will receive a detailed report of your soil conditions, mineral deficiencies, etc. It is easy reading and will tell you exactly what needs to be added to your soil to be ready for the fall planting season. Be aware, however, that traditional soil tests are biased toward the use of chemical fertilizers, but there are many excellent organic fertilizers available. Pay attention to mineral deficiencies and choose an organic soil amendment to address those specific problems. As always, compost tea, compost, and mulch are the trifecta of healthy, happy soil. Spread compost around annuals, herbs and vegetables. Even ¼" in the root zone makes a difference!

**Plant** fall vegetables like broccoli, cauliflower, cabbage and kale, peppers; brussels sprouts, mustard, lettuce, and kohlrabi can be planted September through January. Early September is the last chance to plant tomatoes!

**Mulch** all transplants with an organic mulch.

**Apply** 3" of mulch around trees and shrubs to deter weeds and to conserve water. But don't pile higher than the root flare – this suffocates the tree/shrub, invites fungi, and results in unsightly "tree volcanoes"!

**Water** in the morning, instead of at night, to discourage fungal diseases, this is especially important for grass. Reduce frequency of watering your grass as cooler weather approaches – but water more deeply to promote deeper roots.

**Refresh** outdoor pots with some fall color. Consider dianthus, lobelia, crotons, mums, petunias or snapdragons.

**Order** a native pollinator seed mix for sowing in October/November.

**Always** – Go Organic!

**NANCY KELLEY'S  
BUSY BEES  
2018 - 2019**



Back Row L to R: Shelly Thomas, Kathryn Bragan, Hilary Crady, Elizabeth Copeland, Melissa Rabalais, Laura Easton, Julie Donaldson  
Front Row L to R: Janet Hobby, Cissy Beeler, Nancy Kelley, Fiona Guinn, Joy Randall

## GARDEN GUIDE FOR OCTOBER

This page generously sponsored by **GARDENISTAS**

**Clean out** your beds in preparation for fall planting – **Shop it up at BPM!**

**Compost!** Consider a self-contained compost tumbler if you do not already have a good place for a static pile. Remember to add brown stuff (dead leaves, yard waste, small twigs, shredded paper) along with your green stuff (kitchen scraps, grass clippings), and usually more brown than green – too much nitrogen/green material can lead to a stinky, slimy mess. Layering the two types of material and mixing them up will ensure that your compost is “cooking” – you should be able to sense the heat in the center of the pile. Fall is a good time to start composting with extra leaf matter.

**Divide** perennials at their roots if they have outgrown their location and replant elsewhere or share with friends.

**Move** roses while they are dormant.

**Plant** new perennials, rose bushes, shrubs and trees so they can become more established by winter. Designate and mark areas for bulbs. Plant fall and winter color transplants such as alyssum, dianthus, dusty miller, ornamental kale and cabbage, pansies, snapdragons, etc. Plant fall vegetable and herb seeds and transplants such as arugula, beets, broccoli, Brussels sprouts, cabbage, carrots, chard, cilantro, dill, kale, lettuce and onions. Plant strawberries between October 15 and November 15. Plant cool season “color” in your pot plants. Consider, crotons, dianthus, lobelia, mums, petunias, snapdragons & more.

**Seed** wildflower mixes in the right location - check out the online catalog at Native American Seed Farm: <http://www.seedsources.com/>. Disperse seeds for spring color now through November – Black-eyed Susan, larkspur, nasturtium, poppy, and sweet peas are good choices.

**Add** a layer of mulch to all your garden beds. This will provide protection from cold, help retain moisture and add micronutrients to your soil as the mulch breaks down. Consider adding a thin layer of good compost prior to mulching – even ¼” will help to build healthy soil.

**Reduce** frequency of watering your grass as cooler weather approaches – but water more deeply to promote deeper roots.

**Remember** to always provide nectar plants for the butterflies, bees, hummers and other pollinators who visit your garden. Suggestions for Houston include: Black-eyed Susan, native or tropical Butterfly weed (*Asclepias* sp.), Coneflowers, Lantana, Liatris, Penta, Porterweed, Plumbago, Salvias, and Zinnias. But...

**Cut back** *Asclepias curassavica* (Tropical Butterfly Weed) to six inches from October to February so Monarchs get the “message” to continue south to their wintering grounds in Mexico.

**And Always** – go organic!!

**RUTHIE KELLY'S  
GARDENISTAS  
2017 - 2018**



Standing L to R: Kelly Moneyhan, Claire Curtin, Liz Winslow, Ashley Clark, Jan Bres, Paula Mentz. Seated L to R: Lucia Benton, Michelle Williams, Elizabeth Dukes, Laurie Allen, Mary Conner

## GARDEN GUIDE FOR NOVEMBER

This page generously sponsored by **LUCKY 13**

**Move** potted tropical plants to a protected area for the winter.

**Buy** frost cloth now so that you'll have it at the ready.

**Get** your trees, shrubs, and roses in the ground now, so they'll get established before winter.

**Fertilize** trees now.

**Cut** back perennials and clean out dead foliage from beds.

**Sow** wildflower seeds today! The earlier in the month the better.

**Sow seeds** for your winter vegetables – root crops like carrots, garlic, onions, and turnips, and leafy crops like lettuce, mustard, and parsley.

**Plant** (outside) herbs, fall color, your Bulb Mart bulbs: allium, daffodil, freesia, hyacinth, and (inside) amaryllis bulbs and paperwhites by November 11 (Armistice Day) for Christmas day blooms.

**Refrigerate** tulips

**Water** your compost pile, since you are not adding as much green material to it during the winter.

**Mulch** your beds to 3 inches.

**And always...Go Organic!**

**LESTER GRUNDY'S  
LUCKY 13  
2010-2011**



Back: Susan Horne, Lester Grundy, Carol Price, Mary Smith, Cedar Baldrige, Katherine Galloway, Carrie Pepi  
Middle: Cati Brown, Renee Davis, Nancy Kelley, Mimi Kerr (GCH President), Courtney Hutcheson  
Front: Judy Lee, Melinda Nickens, Lucy Chambers



## GARDEN GUIDE FOR DECEMBER AND JANUARY

This page generously sponsored by **PROVISIONAL CLASS 2011 - 2012**

**Reprogram** your automatic sprinkler system for the lawn for the winter. You may only need to water once a week, if at all.

**Sow** seeds in the ground for arugula, carrots, collards, garlic, kale, onions, peas (English and Snap), parsley, radishes and spinach.

**Start** seeds indoors for tomatoes and peppers.

**Keep** an eye on the thermometer. If the temperature is projected to dip below 32 degrees, water your plants beforehand and wrap tender plants with cloth. Plastic can be used as a second (outside) layer, but do not let plastic touch foliage. When the temperature warms back up during the day, take off the coverings.

**Add** color to your beds: cornflower, dianthus, larkspur, pansy, petunia and viola will add cool season color. Planting delphinium, hollyhock, larkspur and poppies now can give you color in the spring. Sweet peas can be direct sown during the first half of December.

**Transplant** shrubs and trees, including rose bushes.

**Plant** your bulbs early in December; allium, amaryllis, ixia, sparaxis, zephyranthes and winter vegetables broccoli, cabbage and cauliflower.

**Plant** in January your refrigerated tulips every two-to-three weeks until mid-February to extend their blooming times. For container gardening, see page 96 in the Garden Tips for double layering of tulips or daffodils.

**Move** tender container plants inside and mist regularly to counter the dry heated air inside our homes.

**Refill** your bird feeders and keep fresh water available.

**Start** your annual garden journal in January.

**Plant** trees and prune for deadwood after the first of the year.

**And always...Go Organic!**

**DODIE JACKSON'S  
PROVISIONAL CLASS  
2011 - 2012**



Elizabeth Elder, Mundi Elam, Dodie Jackson (provisional Mom), Susannah Wallace, Sheila Mayfield, Robin Burke, Fran Brennan, Catherine Zdunkewicz.

## GARDEN GUIDE FOR FEBRUARY

This page generously sponsored by **ROSE BUDS**

**Water** all plants if a hard freeze is expected. Dry roots are more susceptible to damages from a freeze

**Fertilize** trees and shrubs, (except for azaleas and camellias), with a complete organic-based product. A lot of root growth happens in the winter!

**Spray** shrubs and fruit trees with horticultural oil to kill miscellaneous eggs, scale, etc.

**Plant** bulbs, corms and tubers that flower in late spring or in summer – these include amaryllis, cannas, daylilies, and gladioli. (See page 11, Five Bulb Types.)

**Plant** herbs such as cilantro, dill, fennel, lemon balm, mint, oregano, rosemary, sage, and thyme.

**Plant** trees! Here's how: <https://www.arborday.org/trees> Also plant fruit trees and shrubs.

**Prepare** lawns for spring by broadcasting corn gluten meal (20 lbs./100 sq. feet) in early spring. This acts as a natural weed and feed agent and can prevent grass burrs, crabgrass and annual weeds.

**Prune** back damaged branches of shrubs and trees towards the end of the month, when no more freezes are likely. Average last frost day is February 10th.

**Prune** modern/grafted/hybrid roses to remove leggy or unproductive growth. Repeat-blooming climbers can be pruned now, as they will bloom on new growth, but only light trimming is needed for old garden roses. Do not prune once-a-year bloomers until after they have bloomed.

**Pull** winter growing weeds growing in your beds and then add a layer of mulch.

**Cut Back** ornamental grasses before the new growth starts to flush – but leave a 'hedgehog' at the base so as not to allow too much water into the base.

**Separate** and re-plant crowded perennials, including agapanthus, black-eyed Susans, canna, chrysanthemums, Echinacea, daylilies, irises, monarda, ornamental grasses, and yarrow.

**Sow** seeds of alyssum, bluebonnet, cleome, coreopsis, cosmos, daisies, dianthus, hollyhock, Indian blanket, larkspur, marigold, nasturtium, penstemon, phlox, salvias, sweet pea.

**Sow** veggie seeds such as arugula, chard, greens, lettuce, and radishes, and set out transplants for broccoli, cabbage, cauliflower, kale, and onions. Plant tomatoes late in the month.

**ROSE CULLEN'S  
ROSE BUDS  
2004 - 2005**



Back row L to R: Claire Caudill, Adele Bentsen, Nancy Keely, Margaret Rotan, Graeme Hicks, Weezie Johnston  
Front row L-R: Dana Parkey, Emily Wilde, Ann Lents, Gail Orr, Minnie Cappel, Karen Devlin

## GARDEN GUIDE FOR MARCH

This page generously sponsored by **THE A TEAM**

**Fill and Clean** your bird feeders regularly and set out and fill hummingbird feeders. Keep your feeders, birdbaths and fountains tidy. A tiny splash of bleach added to the water, about once a month, will keep them sparkling and won't bother the birds. Just use a little.

**Prune** trees and shrubs to remove dead or damaged branches and to create and maintain a nice shape. Wait to prune spring flowering shrubs and trees such as azalea, redbud, and spirea until they have bloomed.

**Cut back** ornamental grasses before new shoots appear and divide clumps as needed – but do not cut to the base, as water penetration can cause rot. Perennials can use some trimming to encourage more lush growth and a thicker habit.

**Divide bulbs** as needed and plant bulbs that flower in warm weather such as amaryllis, canna, crinum, daylilies, ginger, gladiolas, rain lilies, and spider lilies.

**Plant** citrus and other fruit trees. For best fruit production, fertilize regularly with an organic fertilizer.

**Plant** Perennials (shade) such as cat whiskers, creeping jenny, firespike, leopard plant, Persian shield, ruellias, shrimp plant, and turk's cap. For sun, try bee balm, coreopsis, gaillardia, lantana, mist flower, perennial salvias, porterweed, rudbeckia, shasta daisy, skullcap, and verbena.

**Plant** summer vegetables and herbs. These include basil, beans, cucumbers, dill, eggplant, melons, parsley, peppers, summer squash, and tomatoes. Planting transplants on a cloudy day helps with acclimation to the sun.

**Add** native, perennial plants to encourage more pollinators in your garden, reduce the need for irrigation, and increase the hardiness of your plants. Good choices with a high success rate include coneflowers, gaura, muhly grasses, salvias, Texas native lantana, and Turk's cap.

**Include** seasonal color such as annual phlox, bachelor buttons, begonias, calendula, coleus, dusty millers, geraniums, impatiens, marigolds, and petunias in your landscape and in pots.

**Prepare** your lawn for the growing season by applying a low-nitrogen organic fertilizer (6-2-4) according to directions. at the beginning of March.

**Top-dress** your lawn with a thin layer of organic compost toward the end of the month.

**Spread** mulch around shrubs, flowerbeds and trees (being careful not to smother tree trunks by placing too close and high – you should be able to see the root flare as it touches the ground).

**THE A TEAM**  
**2000-2001**  
**REMEMBERS**  
**PROVISIONAL MOM,**  
**ALICE THOMAS**



Standing: Alice Thomas, Cindy Wallace, Susan Miclette, Dabney Pierce, Cheryl Monteith, Gail Faris Seated: Sue White, Cindy Ward

## GARDEN GUIDE FOR APRIL

This page generously sponsored by **PROVISIONAL CLASS OF 2007 - 2008**

**Inspect** your outdoor hoses to be sure that they were not damaged over the winter.

**Cut Back** bulbs after the foliage dies and wilts – be careful with lilies (leave about 1/4 of foliage above bulb) and gladioli (leave a few leaves on the lower part of the stem). Plant amaryllis that spent the winter in pots. (See page 15, Taking Care of Bulbs After Flowering.)

**Prune and fertilize** camellias after blooming. A foliar spray of molasses and liquid seaweed (both about 1-2 oz/gallon) will add strength to the plant and help combat scale and other insects.

**Plant** everything that you want to plant now, early in the month, before the full on heat of summer gets here.

**Water** before 9am or after 4pm and remember to avoid frequent short periods of water and opt for less frequent longer watering sessions to encourage strong roots

**Mulch** to discourage weeds, to keep your soil cooler, and to conserve moisture.

**Consider** adding ladybugs to your garden! They help control aphids and other small garden interlopers.

**Avoid** the use of chemical herbicides (except organic products). These are not good for us, our pets, for the environment, or for the birds, bees, butterflies, or the fish in our ponds. (See page 16, Organic Pesticides and Fertilizers.)

**Move** your orchids outside to a shady spot and feed them. Re-pot them if necessary and water them once a week.

**Sow** vegetable seeds for cantaloupe, cucumber, summer squash, and watermelon, directly outside. Keep plants well mulched.

**Wash** birdfeeders and birdbaths frequently to reduce germs that could harm your avian visitors.

**Consider** giving your soil some attention. MicroLife Super Seaweed and Medina Soil Activator are both good organic choices and are easy to apply. Or ...if you are really adventurous, you can order garden worms from Uncle Jim's Worm Farm! [unclejimswormfarm.com](http://unclejimswormfarm.com)

**BETTY PALMQUIST'S  
PROVISIONAL CLASS  
2007-2008**



Pictured L to R: Vivie O'Sullivan, Tee Wickman, Kelli Cravens, Meg Tapp, Ellen Morris, Betty Palmquist (leader) Not pictured: Katie Cullen, Jane Curtis, Patricia Laurent, Janet Lionberger, Isabel Lummis, Beverly Roark

## GARDEN GUIDE FOR MAY

This page generously sponsored by **WILDFLOWERS**

**Prune** dead branches from shrubs and trees, and spring blooming vines and shrubs, such as azaleas and wisteria. May is the last month in which to prune and fertilize azaleas.

**Weed** by hand before weeds go to seed to avoid adding more weed seeds to your soil.

**Move** your orchids outside for the summer. Remember to “water weakly weekly”. (Might need more water while outside due to evaporation from higher temperatures.) Place where they will receive bright light but no direct sun.

**Trim** back the tops of spent bulbs. Fertilize Louisiana iris after bloom cycle.

**Replace** Spring annuals with summer flowers such as Black-eyed Susans, gaura, milkweed, pentas, purple coneflowers, salvias, and zinnias. Natives and pollinator friendly plants are best. Mix in summer herbs such as basil, oregano and rosemary.

**Fertilize** with a foliar spray of liquid seaweed and/or molasses, to boost plant strength and deter sucking insects. Application rates for both are 1 TBSP/gallon. This can happen monthly during the growing season. Fish hydrolysate is another good choice but smelly!

**Add** a ½ to 1" layer of compost and a 2" layer of mulch to all of your flowerbeds to deter weeds, protect your plant roots from excess heat, and to provide a slowly releasing source of nutrition for your plants. Avoid mounding compost and mulch against the base of a trunk on either shrubs or trees – be sure the root flare is exposed and clean.

**Adjust** sprinkler frequency as temperatures become warmer.

**Water** your lawn deeply to encourage a stronger root system, but set timer so that no water runoff goes into the sewers.

**Adjust** lawn mower to high setting (3" is recommended) and do not bag clippings – allow them to stay on the lawn for “built-in” fertilization.

**Pick** tomatoes at the sign of first blush color so that squirrels, birds and other unmentionable critters do not get to them first. Ripen on windowsill.

**Keep** your birdbath tidy and clean

**Enjoy** being outdoors before the dog days of summer are upon us!

**GRETA ZIMMERMAN'S  
WILDFLOWERS  
2020 - 2021**



L to R standing: Sally Rice, Farley Erikson, Wendy Fatjo, Dina Ormiston, Stephanie Willinger, Diane Modesett, Christine Williams, Dianna Patterson, Nellen Hawkins. Front row: Greta Zimmerman



## DONORS

We apologize if any donations made after our print deadline of September 1, 2022, are not included on this list

### Bountiful Bouquet

Elisa Stude Pye

### Amazing Amaryllis

Claire and John Curtin  
Ashley and George Clark/Paula and Hal Mentz

Cornelia C. Long  
*In memory of Meredith J. Long*

Terry Thomas  
*In memory of Alice Crawford Thomas*

### Lovely Lilies

Jeanie Carter  
*In memory of Alice Thomas*

Clayton Erikson  
*In honor of Ashley, Claire & Paula*

Courtney Elias/  
Kelly Montgomery/  
Colleen Smith  
*In honor of Paula Mentz*

Griffin Partners  
*In memory of Alice Thomas*

Carrie M. Horne  
Nancy and Jay Kelley  
Vivie and Chris O'Sullivan  
Melissa Schnitzer  
Judy and Charles Tate

### Terrific Tulips

Cathy Chapman  
Rosanette S. Cullen  
Katie Cullen  
Jenny Elkins  
Kate and Steve Gibson  
Gene Glover  
*In memory of GCH Member,  
Esther Glover*

Amy and Mark Hammer  
Gretchen Long Jameson

Leila and Walt Mischer  
*In memory of Max Mischer*  
Gary and Louise Moss/  
Moss Landscaping Inc  
Cabrina and Steven Owsley  
*In honor of the fabulous  
2022 BPM Co-Chairs*  
Isla Reckling  
Pamela A. Wallace/  
Jennifer Wallace Warren  
Nina and Michael Zilka

**Romantic Roses**

Nancy C. Allen  
 Chris and Merrell Athon  
 Ellie Beard  
 Cissy Beeler  
 Linda Brown  
 C Moms...Ever!  
*In honor of Claire Curtin*  
 CenterPoint Energy  
 Foundation  
 Cathy Cleary

Krista J. Dumas  
*In honor of  
 Paula Mentz and Lucia Benton*  
 Gay Estes and Meg Tapp  
 Cindy Fitch  
 Marcia and George Gsell  
*In memory of Pat Wolff*  
 Fiona and Shea Guinn  
*In honor of  
 Ashley, Claire and Paula*  
 Susan H. Keefe

Ruthie and Doug Kelly  
*In honor of Chairmen  
 Ashley Clark, Claire Curtin and  
 Paula Mentz*  
 Carter Lee  
 Mimi Lloyd  
 Lucas/Eilers Design  
 Associates  
 Francey Pengra and Ed Allday  
 Scurlock Foundation

**Pretty Pollinators**

Harriet and Chris Alexander  
 Jennifer Tuttle Arnold  
*In memory of Jean Griffey Tuttle*  
 Jeannette and Drew Baker  
 Lucia Benton  
 Pat and John Berry  
*In honor of Paula Mentz*  
 Jan Bres  
*In honor of Fiona Guinn*  
 Ms. Louise Bryan  
*In honor of Paula Mentz*  
 Minnie and Ed Cappel  
 Curtis & Windham Architects  
 Wendy and Michael Dalton

Karen A. Duddlesten  
*In memory of Nancy Curtin*  
 Pam and Keith Fullenweider  
 Mathilde Hoefler and Joe Leary  
 Ann and Tom Kelsey  
*In memory of Alice Thomas*  
 Marie Louise Kinder  
 Carmen M Knapp  
 Ann Lents and David Heaney  
*In memory of Alice Thomas*  
 Amy and Gentry Lee  
 Mr. and Mrs. Jeffrey Lovell  
 Mary Lynn Mannon  
*In honor of  
 The Efforts of Paula Mentz!*

Kathy Masterson  
 Mize Family Foundation  
 Elizabeth Murphy  
 Dina and Jim Ormiston  
 Angela Peterman  
 Margaret and Mike Pierce  
*In honor of Ashley, Claire, Paula*  
 Susanne Pritchard  
 Alie Pruner  
 Liz and Matt Rotan  
 Courtney Sarofim  
*In honor of Claire Curtin*  
 Carson Seeligson  
 Christine and Blake Williams  
 Karen Ytterberg

**Sensational Succulents**

Anonymous  
*In honor of Nancy W. Kelley*  
 Dorothy Ables  
 Lucy and David Barrow  
 Maggie Begley  
*In memory of Nancy Curtin*  
 Adele Bentsen  
*In memory of Alice Thomas*  
 Polly Bowden  
 Mr. and Mrs. W. Donald Brunson  
*In honor of Ashley Clark*  
 Sharon Bryan  
*In memory of Alice Thomas -  
 with love*  
 Jane Z. Carr  
 Claire P. Caudill  
 Virginia Watt Chandler  
 Melinda and Jay Chernosky  
*In honor of Nancy Kelley*  
 Ellen Cummins  
 Sarah Dameris  
 Renee Davis  
 Kit Detering

Jane and Gus Eifler  
 Jo Lynn Falgout  
*In honor of Sheila Mayfield*  
 Gail Faris  
 Jennifer Farnell  
 Debby Francis  
 Lisa and George Francisco  
*In honor of Nancy Kelley*  
 Susie Green  
*In memory of Verlinde Doubleday*  
 Julia and George Hancock  
 Sally and Hank Hilliard  
 Mary McGill Jornayvaz  
 Jenny Kempner  
 Mimi and Rob Kerr  
*In memory of Alice Thomas*  
 Alicia Kowalski  
 Harriet and Whitney Leavell  
*In honor of Nancy Wilson Kelley*  
 Estelle and Randy Lozmack  
 Katherine Lucke  
 Stacey & R. Ted Lyons  
*In honor of Nancy Kelley*

Kris Maclay  
 Suzanne Montague  
 Christine Morenz  
 Alix Nakfoor  
 Patty and Bill Porter  
 Carol and Dan Price  
 Jean Rooke  
 Dede and Steven Russo  
 Kristin Sjoberg  
*In honor of Claire & Estelle*  
 Terrell Eastman Sprague  
 JoLynn and Keller Towns  
*In honor of the Chairmen - Ashley,  
 Claire and Paula*  
 Ann Wales  
 Leslye and David Weaver  
 Randa Weiner  
*In honor of Nancy Kelley*  
 Marilyn Winters  
 Vereen and Madison Woodward  
 Connie Wright  
*In honor of Paula Mentz*

*Continued on next page.*

Wendy Askew  
*In honor of Julie Griffin*

Dee Boswell

Jennifer Justice Bowen  
*In honor of Nancy Wilson Kelley*

Cathy Brock  
*In honor of my precious GCH friends*

Blanche M. Comiskey and Michelle Comiskey  
*In celebration of Paula C Mentz from her mother and sister with love*

Beth Cozby  
*In honor of Ashley Clark - Bulb & Plant Mart Co-Chair*

Flo Crady

**Colorful Crinums**

Jill Deutser  
*In honor of Ashley Clark and Paula Mentz*

Jane DiPaolo

Julie Doherty  
*In honor of Nancy Kelley*

Ellen Donnelly  
*In memory of Lollie Cluett*

Kelly Duenner  
Judy Earle  
*In honor of Terrell Sprague*

Nancy Epley

Jessica Inoff

Mary King

Mary Hale Lovett McLean

Laura McCullough

Martha McDugald

Susan Miclette

Amy and Todd Mueller  
*In memory of Kathy Stanton*

Nancy Owen

Julie R. Price

*In honor of Claire Curtin*  
Mrs. Meredith Schlanger  
*In honor of Claire Curtin*

Mr. and Mrs. Scott Schroer

Elizabeth and Will Waltrip  
*In honor of Ashley Clark*

Mary and Temple Webber  
*In honor of Nancy Kelley*

Sue White

*In memory of Alice Thomas*

Delby and B.J. Willingham

Robin Wombwell

**Other Donations**

Gracie McClure

**ONE COMPANY  
THREE TRADES  
A PERFECT FIT FOR YOU**



**Lighting • Electrical • Irrigation**



Stirling Electric & Irrigation is proud to offer expertise in all your landscape lighting, electrical and irrigation needs. Our technicians are state licensed & specialize in the design, installation & maintenance of these three key landscape trades.

**Contact Stirling for a Complimentary Consultation!**

TECL28175 LI0023881

   
@StirlingTX

**713.691.0500 | [stirlingtx.com](http://stirlingtx.com)**

## GRANT RECIPIENTS

The Garden Club of Houston grants several requests from local 501(c)(3) organizations each year, as funds allow, to fund community projects whose purposes correspond to those of the Club. To submit a grant request for your organization, please visit our website and follow the Grant Request guidelines.

In recent years, recipients of funds through grant requests have included:

### BROOKWOOD COMMUNITY

Shipping racks for transportation of plants

### BUFFALO BAYOU PARTNERSHIP

Great Small Trees path improvement and QR signage

### COASTAL PRAIRIE CONSERVANCY

Expansion of Native Plants Program in underserved populations in Houston

### GALVESTON BAY FOUNDATION

Plant and supplies for educational programs

### GOD'S GARDEN

Improvement of clay soil quality in new garden

### HOUSTON ARBORETUM & NATURE CENTER

Produce a "Field Notes Workbook"

### HOUSTON AUDUBON

Preservation of historical documents in Mrs. Moore's cabin

### HOUSTON BOTANIC GARDEN

Enhancement and restoration of Botanist Alley

### HOUSTON HABITAT FOR HUMANITY

Trails & plantings in Robins Landing development

### JERSEY VILLAGE HIGH SCHOOL

Soil purchase for use in native garden for Environmental Studies classes

### JOHN FAIREY GARDEN

Design, creation, and restoration of beds at garden entrance

### JOYRIDE CENTER

Sensory Garden for functional life skills classroom

### LAWNDALE ART CENTER

Continue work of Symbiosis to inspire urban land conservation

### MAIN STREET MINISTRIES

Improvements in the Community Garden

### PARISH SCHOOL

Redevelop Certified Monarch Waystation

### PROVISION, INC

Supplies for aquaponics-based greenhouses

### RECIPE FOR SUCCESS - HOPE FARMS

Plants for pollinator and perennial gardens

### STUDENT JUSTICE LEARNING INSTITUTE/ATTUCKS MIDDLE SCHOOL

Garden supplies and plants

### STUDENT CONSERVATION ASSOCIATION

Summer conservation programs for underserved youth

## COMMUNITY PROJECTS

The Garden Club of Houston supports public gardens and green spaces in the Houston area, community gardening efforts, public education on correct gardening practices, civic beautification and conservation efforts, and programs promoting the knowledge and love of gardening. Club fundraising efforts every year provide funds that the Club uses to support its ongoing Projects in the community, and to grant funds requested by local organizations that fit within the parameters of the Club's purposes. Currently the Club's Projects which receive annual funding and support include:



### HOUSTON HOSPICE

#### GARDEN

The Club supports and maintains this beautiful public garden on the grounds of Houston Hospice in the Texas Medical Center. Once the family home of former Houston mayor Oscar Holcombe, Houston Hospice serves palliative care patients and their families. The gardens at Houston Hospice provide a wonderful restorative and peaceful greenspace in the Medical Center.



### HOUSTON MUSEUM OF NATURAL SCIENCE

#### COCKRELL BUTTERFLY CENTER

The Club supports the work of the Museum in growing and maintaining plant material for use in the Cockrell Butterfly Center in the Museum's own greenhouses. Additionally, the Club provides funds for brochures for the public and for an intern to work in the Butterfly Center every summer.



### THE POLLINATOR GARDEN AT HOGG BIRD SANCTUARY

The Hogg Bird Sanctuary is a small, non-contiguous area of Memorial Park that Miss Ima Hogg stipulated to be preserved as a sanctuary for birds. Originally begun as a Partners for Plants grant from The Garden Club of America, the Club worked on removal of invasive species and a plan for habitat improvement for birds and other wildlife. Various floods took a toll on this area and the GCH focus changed to planting a dedicated pollinator garden in a less flood prone area of the sanctuary. The pollinator garden offers the unique opportunity for the Club to have a hands-on presence in the process of developing appropriate habitat for birds and other wildlife in the heart of Houston.





## MUSEUM OF FINE ARTS, HOUSTON

### SOUTH LAWN AND ALICE PRATT BROWN GARDENS

The Club has supported the gardens of the MFAH for over 90 years, starting with fundraising in 1931 to pay for the designing and planting of the original museum grounds which were designed by the prominent landscape architect, Ruth London. Today, Club funds go toward maintaining the Founders Garden and the Alice Pratt Brown Garden at MFAH main campus. Biennially, The Garden Club of Houston partners with River Oaks

Garden Club and the Museum of Fine Arts, Houston to produce Florescence, a Garden Club of America major flower show.



## MUSEUM OF FINE ARTS, HOUSTON-RIENZI

### GARDENS, FLOWER ARRANGEMENTS, AND CHRISTMAS DECORATIONS

The Club is instrumental in funding the restoration and maintenance of the ten gardens at Rienzi. Designed in 1950 by the noted landscape architect Ralph Ellis Gunn, the design

beautifully combines the wooded landscape with formal gardens. The former home of Carroll Sterling Masterson and Harris Masterson III, Rienzi is a Museum of Fine Arts, Houston, house and garden museum.



## URBAN HARVEST/GREGORY LINCOLN EDUCATION CENTER

### GARDEN AND EDUCATION OUTREACH

The Club supports the Urban Harvest School Garden Project at Gregory-Lincoln Education Center. Through this partnership a vegetable, herb, and pollinator teaching garden was installed on the school grounds. The school garden has since expanded to include a fruit orchard and a chicken coop thanks to continued funding by the Club. The students learn about

vegetable gardening, nutrition, cooking and animal care. The Gregory-Lincoln gardens are used as a teaching tool for other educators. The Club funded the creation of the Edible Academy, a unique professional development resource for the region, allowing the Club's donation to have a broader influence throughout the city. Families, neighbors and volunteer groups participate in monthly "Dig It Days!" which are workdays held throughout the school year.

## BULB & PLANT MART CHAIRMEN

Ashley Clark, Claire Curtin, Paula Mentz

### 2022 COMMITTEE CHAIRS

#### Acknowledgements

Liz Winslow  
Vereen Woodward

#### Advertising (Ad Sales)

Kelli Cravens

#### Apparel

Sheri Beggins  
Christine Williams

#### Buyers-Indoor

Graeme Hicks  
Nancy Keely

#### Buyers-Outdoor

Judy Lee  
Cristi Harvey

#### Cashiers

Wendy Askew  
Tara Caldwell  
Janet Hobby  
Susan Solcher  
Christine Underwood

#### Community Outreach/ Speakers

Farley Erikson

#### Conservation

Claire Caudill  
Doris Heard  
Elizabeth Howley

#### Customer Assistance

Tonya Judah

#### Customer Experience

Colleen Smith

#### Horticultural Guide

Clayton Erikson

#### Hospitality/Lunchroom

Elizabeth Swift Copeland  
Laurie Allen

#### Hospitality/Rest Stop

Cedar Baldrige

#### Hostess/Information

Jeanie Kolb  
Dallas McNamara

#### Labels

Laura Cureton

#### Post Mart Donations

Stephanie Willinger

#### Post Mart Sales

Lucy Chambers

#### Pre-orders

Jan Bres  
Fiona Guinn

#### Pre-orders (Data Entry)

Nancy Keely

#### Properties

Sarah Dameris  
Ryland Stacy

#### Provisionals

Reneé Davis

#### Publicity

Alix Nakfoor  
Melissa Schnitzer

#### Raffle

Mundi Elam  
Jenny Kempner

#### Set Up

Jan Bres  
Fiona Guinn

#### SignUpGenius

Sheila Mayfield

#### Site Liaison

Kim Jameson  
Alison Tennant

#### Thursday Party

Katie Cullen  
Vivie O'Sullivan  
Cabrina Owsley

#### Treasurer

Dina Ormiston

#### Trucking

Wendy Dalton  
Dianna Patterson

#### Underwriting

Wendy Askew

#### Volunteer Coordinator/

#### Fun Factor

Julie Griffin

## 2022 BOOTH CHAIRS

### INDOOR BOOTHS:

#### **Amaryllis**

Cheryl Moore  
Vivie O'Sullivan  
Alice Randall  
Margaret Watson

#### **Bulb Bar**

Kelly Duenner  
Dede Russo

#### **Caladiums**

Caroline Dannenbaum

#### **Daffodils/Narcissus**

Melissa Grobmyer  
Jeanne Pfeffer  
Kelly Montgomery

#### **Daylilies & Hostas**

Diane Modesett  
Shirley Rouse

#### **Herbs**

Michelle Frazier  
Michelle Williams

#### **Iris**

Louise Jamail  
Carol Price

#### **Jardin**

Heather Bowen  
Lester Grundy  
Grace Pierce  
Jane Broyles Smith  
Susan Solcher

#### **Plants that Merit Attention**

Dana Parkey

#### **Small Bulbs Annual**

Kathryn Bragan  
Mary Sommers Pyne

#### **Small Bulbs Perennial**

Laura Crawford  
Patty Porter

#### **Tulips**

Isabel Lummis  
Elisa Pye

### OUTDOOR BOOTHS:

#### **Citrus**

Hailey Bechtol  
Marjorie Bowen  
Susannah Wallace

#### **Crinums**

Nancy Keely

#### **Gingers**

Harriet Alexander  
Nancy Keely  
Elisabeth Millard  
Catherine Randall

#### **Jr. Gardener (Sat. Only)**

Kathryn Bragan

#### **Natives in the City**

Elizabeth Dukes  
Laura Levenson  
Margaret Pierce  
Stephanie Shanks

#### **Perennials (Butterfly Attractors)**

Sharon Bryan  
Katherine Stacy  
Shelly Thomas

#### **Perennials (Grasses & Ground Cover)**

Cissy Beeler  
Linda Burdine

#### **Perennials (Sun & Shade)**

Lucia Benton  
Gail Hendryx  
Cindy Wallace

#### **Perennials (Natives & Pollinators)**

Mlssy Duffie  
Catherine Zdunkewicz

#### **Roses**

Janet Cravens  
Laura Cureton  
Laura Kelsey

#### **Shrubs**

Melissa Rabalais  
Susan Reedy  
Sue White  
Karen Ytterberg

#### **Succulents**

Consuelo Macpherson  
Greta Zimmerman

#### **Vines**

Hilary Crady  
Susie Green  
Sally Hilliard  
Sarah McMurrey

## GCH BULB & PLANT MART PAST CHAIRS

1942	Mrs. J.C. Pryor
1943	Mrs. J.C. Pryor
1944	Mrs. J.C. Pryor, Mrs. J.W. Slaughter
1945	Mrs. H.M. Garwood
1946	Mrs. H.M. Garwood
1947	Mrs. Henry T. Hilliard, Mrs. Robert Meysenberg, Mrs. J.W. Slaughter
1948	Mrs. W.S. Cochran, Mrs. Allen, Mrs. Robert Meysenberg
1949	Mrs. J.W. Slaughter, Mrs. Robert Meysenberg
1950	Mrs. McAshan
1951	Mrs. McAshan, Mrs. R.H. Goodrich
1952	Mrs. R.H. Goodrich
1953	Mrs. Victor Carter
1954	Mrs. Donald G. Austin, Mrs. J.W. Slaughter, Mrs. Robert Meysenberg
1955	Mrs. A.J. Kincannon Smith
1956	Mrs. Edward G. Pearson
1957	Mrs. Charles Daly, Mrs. Random Porter
1958	Mrs. Ben F. Thompson
1959	Mrs. Milton Williams, Mrs. Ben Yeager
1960	Mrs. Edward G. Pearson
1961	Mrs. Forrest Lee Andrews, Mrs. John G. Hull
1962	Mrs. Thad T. Hutcheson, Mrs. Forrest Lee Andrews, Mrs. Edward G. Pearson
1963	Mrs. W. Browne Baker, Jr., Mrs. Hugh R. Goodrich
1964	Mrs. Hugh R. Goodrich, Mrs. Shelby Gibbs
1965	Mrs. George H.W. Bush, Mrs. Baine P. Kerr
1966	Mrs. James E. McAshan, Mrs. Ernest Eutsler, Jr.
1967	Mrs. Forest Lee Andrews, Mrs. Mavis Kelsey, Mrs. Nelson Steenland
1968	Mrs. Sally McQueen Squire
1969	Mrs. Frank C. Nelms
1970	Mrs. Harold Coley, Mrs. Henry Hilliard
1971	Mrs. William D. Hawkins, Mrs. W.J. Mendell
1972	Mrs. Sellers J. Thompson, Jr., Mrs. Henry Hilliard
1973	Mrs. R.P. Bushman, Mrs. David Peake
1974	Mrs. John D. Staub, Mrs. Robert L. Dabney, Jr.
1975	Mrs. Henry D. Bruns II, Mrs. Almeria Thompson Cottingham
1976	Mrs. James H. Davis, Mrs. David Knapp
1977	Mrs. Lovett Baker, Mrs. Lewis A. Brown
1978	Mrs. Roland M. Howard, Mrs. Robert L. Baker
1979	Mrs. Preston Moore, Jr., Mrs. Charles Squire
1980	Mrs. William R. Lloyd, Sr., Mrs. Roland Howard
1981	Mrs. Roger C. Stotler, Mrs. Browne Baker, Jr.

1982	Mrs. George C. Hancock II
1983	Mrs. James C. Kempner
1984	Mrs. George Sealy, Mrs. W.R. Smith
1985	Mrs. William G. Lee, Mrs. Paul Salmonsén
1986	Sarah Mendell Brown, Suzanne Lake
1987	Mrs. William P. Conner, Mrs. Marshall H. Pengra
1988	Mrs. Michael B. Raine, Mrs. William A. Faubion
1989	Mrs. Marshall H. Pengra
1990	Linda Ligon, Anne Tucker
1991	Brooke Lee, Karen Kelsey
1992	Adele Hedges, Nancy Godshall
1993	Judy Tate, Ellen Donnelly
1994	Ellen Donnelly, Suzanne Loomis
1995	Nancy Kurtz, Nina Lyons
1996	Nancy Kurtz, Nina Lyons
1997	Susan Garwood, Adrienne Bullard
1998	Sarita Hixon, Nancy Etheridge
1999	Nancy Etheridge, Mary King
2000	Debby Francis, Gail Hendryx, Marjorie Crawford
2001	Gail Hendryx, Leslye Weaver
2002	Barbara Kraft, Debra Wolcott
2003	Mary Hayes, Mimi Kerr
2004	Debbie Robinson, Marianna Brewster
2005	Marianna Brewster, Cindy Wallace
2006	Susan Miclette, Sally Meadows
2007	Pam Wallace, Jennifer Wallace
2008	Margaret Pierce, Ryland Stacy
2009	Sharon Bryan, Julia Rasmussen
2010	Nancy Owen, Julie Griffin
2011	Paule Johnston, Anne Kirkland
2012	Nancy Keely, Graeme Hicks
2013	Dodie Jackson, Carol Price
2014	Judy Lee, Hally Carver
2015	Jenny Kempner, Mundi Elam, Isabel Lummis
2016	Sarah McMurrey, Kathy Arcidiacono
2017	Margaret Rotan, Susan Cravens, Mary Jornayvaz
2018	Harriet Alexander, Elisabeth Millard, Catherine Randall
2019	Linda Burdine, Karen Ytterberg, Ruthie Kelly
2020	Clayton Erikson, Mathilde Hofer, Cabrina Owsley
2021	Jan Bres, Fiona Guinn



## RESOURCES & LINKS

To see all of the educational videos and brochures go to the Education page on The Garden Club of Houston website: <https://www.gchouston.org/education/>

### Amaryllis

<https://www.youtube.com/watch?v=nJikSApYADE>



### Crinums & Other Lilies -

<https://www.youtube.com/watch?v=DkX7YvMWT2I>



### Daffodils & Paperwhites

<https://www.youtube.com/watch?v=w5fn-1pTomY>



### Iris & Louisiana Iris

<https://www.youtube.com/watch?v=a4GOOW1cwzs>



### Nine Natives Plants - Pocket Prairies

<https://www.youtube.com/watch?v=6ACzT1DX-aM>



### Butterfly Plants

#### Host Plants

<https://www.youtube.com/watch?v=S1dKEh6uR5k&t=6s>



#### Nectar Plants

<https://www.youtube.com/watch?v=dJAuH1FpRjk>



### Succulents and Cacti

<https://www.youtube.com/watch?v=HYue1gTAnem&t=6s>



### Tulips

<https://www.youtube.com/watch?v=xXtBmjs2UHs>



## SPECIAL THANKS

### IN KIND CONTRIBUTORS



Adele Bentsen  
Ann and Sid Mashburn  
Baldrige Landscape LLC, Manny Lopez  
Betty Newton & à Bienôt  
Carol Price  
Central Market  
Chilton Capital  
Christine & David Underwood  
Christine Williams & Sucette by Christine  
Clint Weaver, Beekeeper - R. Weaver Apiaries  
Dany Millikin, Houston Botanic Garden  
Deborah Duncan KHOU TV, Great Day Houston  
Delby Willingham  
Dodie Jackson  
Dos Carolinas  
Dr. Henry A. Mentz, III  
Fan & Peter Morris  
Houston Trust  
Itsy Bitsy Boutique  
Jenny & Jay Kempner  
Louise Jamail  
Mariquita Masterson  
Moss Landscaping  
Nancy Davis Keely  
Randy Lemmon  
Susan Lummis & Emily Wilde

### WITH GRATITUDE

Andy Blitzer, The Buzz Magazine  
Brenda Beust Smith, Lazy Gardener & Friends  
Dr. William C. Welch  
LIMB  
Memorial Park Conservancy  
Mary Sommers Pyne – Bayou Blooms  
Swift + Company  
The Church of St. John the Divine



## ADVERTISER INDEX

2022 Bulb & Plant Mart Chairs	38
á bientôt	41
The Antique Rose Emporium	73
Cactus King	82
Creative Tonic	92
Estelle Lozmack, Broker Associate	BC
GCH and BPM Treasurers 2008-Present	69
Greenwood King Properties	8
Julie Griffin's Super Fine Nine	99
Mathilde C. F. Hoefler/Douglas Elliman Real Estate	12
Houston Audubon Natives Nursery	74
Houston Trust & Company	4
In Memory of Verlinde Hill Doubleday	98
In Memory of Alice Thomas	96
Dr. Henry A. Mentz	IBC
Marvelous Mariposas	101
McDugald Steele Landscape Architects & Contractors	18
Moss Landscaping, Inc.	IFC
Mission Air Conditioning, Pumping	6
Nature's Way Resources	32
Prewett, Read & Associates Landscape Architects & Contractors	14
Rose's Buds	110
Standard & Falls Iris	46
Stirling Electric & Irrigation	116
Swift + Company and The Fab Fete	16
The A Team	111
The Arbor Gate	87
The Busy Bees	106
The Garden Goddesses	102
The Gardenistas	107
The Lucky 13	108
The Nines	105
The Provisional Class 2007-2008	112
The Provisional Class 2011-2012	109
The Sunflowers	100
The Wildflowers	113
Tree Care, Inc.	74
Urban Harvest	36
Walter Bering, Martha Turner   Sotheby's International Realty	94

**Thank You for Your Support!**



*The most beautiful thing you can grow is your confidence.*

**Dr. Henry A. Mentz**

**AMERICA'S FIRST TRIPLE BOARD  
CERTIFIED PLASTIC SURGEON**



**4400 POST OAK PARKWAY, STE 300  
HOUSTON, TX 77027  
713.799.999**

**WWW.DRMENTZ.COM**





“  
GARDEN  
as though you will  
LIVE  
FOREVER  
”

ESTELLE LOZMACK

BROKER - ASSOCIATE

*proudly supports*

The Garden Club of Houston's  
2022 Bulb & Plant Mart



Martha  
Turner

**Sotheby's**  
INTERNATIONAL REALTY

713.724.4304  
sothebysrealty.com  
estelle.lozmack@sothebys.realty