




Accessories & Supplies

U. S. Catalog



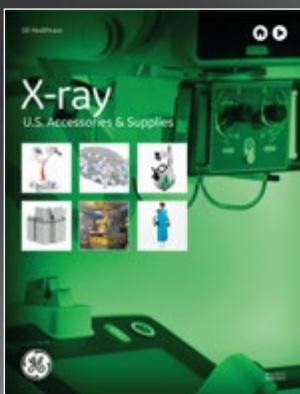
CT, PET/CT & Nuclear Medicine



MR



Ultrasound



X-ray



Mammography



Power Quality



Adventure Series



This catalog is searchable using control F on a PC or command F on a Mac.



Save time. Order accessories online with Service Shop.

Auto-Reorder

Auto-Reorder

Set quantity, schedule frequency

Every 3 Months ▾

Customize the quantity and order frequency that works for you.

 Add to Cart

Add to cart

It's that easy. Your first order has been placed. The product will be auto-delivered at your preferred delivery frequency.



Manage reorders

In advance of each delivery, we will send you a reminder email for your upcoming delivery. Skip your deliveries or cancel your subscriptions at any time.



Quick Order

Know what you need to order? Batch order multiple items at once with Quick Order on Service Shop. Enter a list of item numbers or paste from an excel spreadsheet, select quantity and add to cart. Spend less time ordering!



Payment Options

Pay by PO or credit card or integrate your purchasing system.

Register now at ServiceShop.GEHealthcare.com

1. Visit GE Healthcare Service Shop, navigating to the registration link in the upper left-hand corner of the page.
2. Give us your account details. Pro tip: Provide your customer account number for expedited registration.
3. A welcome message will come to you through the email you provide. Start shopping!

CT, PET/CT & Nuclear Medicine

U.S. Accessories & Supplies



How to Order



Shop online:

gehealthcare.com/accessories

Available 24/7, GE Healthcare Service Shop makes ordering supplies online fast and easy.

- Search real-time inventory of compatible, OEM products
- Take advantage of Auto Reorder for parts you buy regularly
- Batch order multiple items at once with Quick Order
- Get instant order and tracking confirmations
- Pay by PO or credit card or integrate your purchasing system

Visit GE Healthcare Service Shop to register.

1. Visit GE Healthcare Service Shop, navigating to the registration link in the upper left-hand corner of the page.
2. Give us your account details. Pro tip: Provide your customer account number for expedited registration.
3. A welcome message will come to you through the email you provide. Start shopping!

Register now at ServiceShop.GEHealthcare.com



Other ways to order:

Phone: (866) 281-7545 Options 1, 2, 1, 2

Fax: (877) 279-6990

Email: gehaccessorysales@ge.com

EDI: Free – contact us for details

Hours: 7AM – 6PM (CST)



Table of Contents

CT Injectors.....	MICT 4	▶
PET Infusion System.....	MICT 14	▶
Patient Monitoring Systems.....	MICT 16	▶
Respiratory Gating.....	MICT 20	▶
Laser Systems.....	MICT 22	▶
Accessories for CT Simulation.....	MICT 25	▶
PET/CT & CT Software.....	MICT 30	▶
CC TV System.....	MICT 32	▶
Phantoms/Phantoms Shields.....	MICT 33	▶
PET Pin Sources.....	MICT 36	▶
Flood and Pin Sources.....	MICT 36	▶
Pin Sources/Phantoms/Flood Sources		
Reference Guides.....	MICT 37	▶
Quality Assurance.....	MICT 39	▶
MICT Accessories/Storage Solutions.....	MICT 40	▶
Anti-Fatigue Mats.....	MICT 41	▶
Slickers and Equipment Covers.....	MICT 42	▶
Slicker Covers/Cushions & Accessories		
Reference Guides.....	MICT 43	▶
Sterile Covers for CT/Table Pads.....	MICT 46	▶
CT & PET/CT Replacement Table Pads.....	MICT 47	▶
Table Pad Replacement Reference Guide.....	MICT 49	▶
Nuc Med Table Pads and Straps.....	MICT 50	▶
Patient Positioning Aids.....	MICT 51	▶
CT Head Holder and Table Accessories.....	MICT 54	▶
Arm Rests & Leg Rests for Nuclear Systems.....	MICT 55	▶
Child Positioner Kit.....	MICT 57	▶
Other MICT Accessories.....	MICT 58	▶
Power Quality.....	MICT 59	▶
Adventure Series.....	MICT 68	▶

CT Injectors

Medrad® Stellant FLEX® CT Injection System with Contrast Dose Management options

The Medrad™ Stellant FLEX™ helps you meet your financial, clinical, and organizational goals, so that you can continue to deliver quality patient care while maintaining healthy business operations.



Focus on patient safety with added system features



Increase operational efficiency with interoperability and design



Decrease departmental costs with syringe savings



Extend service life of your CT technology



New Options for Contrast Delivery

- 150 mL syringe option is offered in addition to the 200 mL syringe size for protocols that require higher volumes of contrast
- Syringe options offer you the flexibility to optimize contrast media use, reduce environmental impact, and cut the cost of waste disposal, all of which reduce operational costs

Certegra® Workstation

From study set-up and preparation to study administration and results management, the Certegra® Workstation serves as a workflow-centralized technologist interface to help users enhance efficiencies and patient care, enabling options such as:

- Modality Work List connectivity
- Point-of-care data capture
- Interconnectivity with Hospital IT systems including PACS, RIS and Speech Reporting Systems



Pedestal mount configuration includes:

- Dual injector head on pedestal with integral IV pole

Ceiling mount configurations include:

- Dual injector head on Overhead Ceiling Mount

Pedestal mount and ceiling mount configurations include:

- Syringe heat maintainer
- Certegra Workstation with USB drive
- DualFlow software
- ISI-ready software to accept ISI900G integrated injector option*
- Base control unit
- 22.8 m (75 ft) head extension cable
- 7.6 m (25 ft) base to display cable
- Power cord, North America
- Power cord, international
- Product information package
- Operations manual
- Installation, customer's operational training at time of installation, and one year full on-site warranty in Bayer service countries

Medrad Stellant FLEX Injection system – non-integrated

Cat#	Description	Warranty
E80141JA	Medrad Stellant FLEX CT Pedestal with Certegra Workstation - NO Informatics	E
E80141JB**	Medrad Stellant FLEX CT OCS (85 cm medium post-standard length) with Certegra Workstation – NO Informatics	E
E80141JC**	Medrad Stellant FLEX CT OCS (58 cm short post) with Certegra Workstation – NO Informatics	E
E80141JD**	Medrad Stellant FLEX CT OCS (100 cm long post) with Certegra Workstation - NO Informatics	E
E8007PJ	OCS III Mounting Plate for Medrad Ceiling Mount Injectors	L
E80141JE	Medrad Stellant FLEX CT Syringe Kit (Includes 2 FLEX 150 mL syringes, 2 spikes, 1 patient tubing, and 1 prime tube)	H

**Ceiling mount configurations require catalog #E8007PJ (OCS III mounting plate).

Medrad Stellant FLEX Injection system with Integrated Communication

Designed to save time and increase CT scan throughput, the Medrad Stellant FLEX with Certegra Workstation is validated for use with GE's Enhanced Xstream Injector option on selected scanners – enabling CAN Class 4 functionality for seamless communication. The resulting injector and CT scanner integration benefits include:

- Reduced overall programming time
- Improved scanner and injector protocol matching through programming of the injector from the scanner console
- Better control over contrast injection procedure with a synchronized CT scan start time. A single button-press on the scanner starts both the injector and scanner
- Preview injection parameters before beginning the scan
- Complete post-study reviews of injection results at the scanner console
- Automatic documentation of the injection results in PACS System

Medrad Stellant FLEX Certegra packages with Integrated CT Communication

Cat#	Description	Warranty
E80141KA	Medrad Stellant FLEX CT Pedestal with Certegra Workstation and ISI900G CT communication kit	E
E80141KB**	Medrad Stellant FLEX CT OCS (85 cm medium post-standard length) with Certegra Workstation and ISI900G CT communication kit	E
E80141KC**	Medrad Stellant FLEX CT OCS (58 cm short post) with Certegra Workstation and ISI900G CT communication kit	E
E80141KD**	Medrad Stellant FLEX CT OCS (100 cm long post) with Certegra Workstation and ISI900G CT communication kit	E
E8007PJ	OCS III Mounting Plate for Medrad Ceiling Mount Injectors	L
E80141JE	Medrad Stellant FLEX CT Syringe Kit (Includes 2 FLEX 150 mL syringes, 2 spikes, 1 patient tubing, and 1 prime tube)	H

**Ceiling mount configurations require catalog #E8007PJ (OCS III mounting plate).

Upgrades for Medrad Stellant FLEX and Stellant D

- Cat# E8007CB is used for an installed base customer who wants to upgrade their injector Medrad Stellant D or Stellant FLEX with integrated communication. Medrad installation is included with the purchase.

Cat#	Description	Warranty
E8007CB	Medrad ISI900G integration kit upgrade for Stellant D and Stellant FLEX injectors (Medrad installation included)	E

BAYER Wall Mount for Mobile Applications

- Compatible with the MRXperion™, Stellant D™ and Stellant FLEX™ injectors
- Designed to securely fasten to a trailer's wall for Bayer injectors in mobile applications
- Includes the foldable clamp, pad for injector head support, and smaller accessories to affix the desktop control unit

E80141HG



Cat#	Description	Warranty
E80141HG	BAYER Wall Mount for Mobile Applications	E

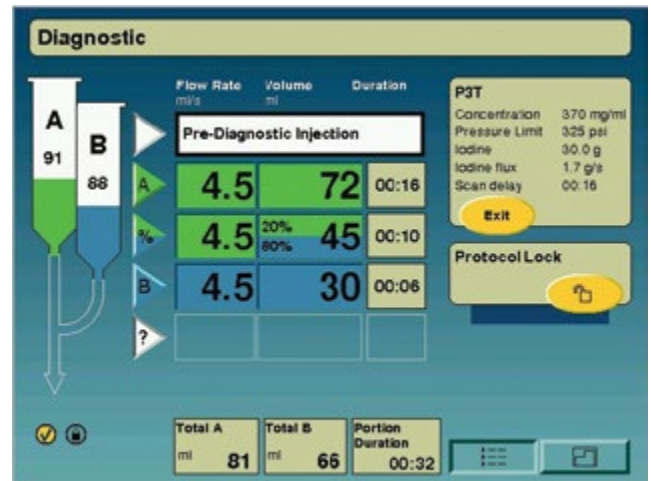
Certegra® P3T® option is a contrast-injection software that automates personalized contrast dosing at the point of care. Our offerings include:

Certegra® P3T® 2.0 Pulmonary Angiography CT

Certegra® P3T® 2.0 Abdominal CT

Certegra® P3T® 2.0 Cardiac CT

- Save/recall Certegra® P3T® 2.0 software protocols in protocol manager
- Create protocol presets based on radiologist preferences
- Enables generation of individualized contrast injection protocols, customized to the patient
- Increases consistency of individualized protocols amongst clinicians
- Certegra® P3T® (PA and Cardiac) software are used for CT angiography of cardiac structures, coronary arteries, chambers of the heart, thoracic and abdominal aorta, and pulmonary vasculature
- Utilizes the power of DualFlow technology (simultaneous injection of contrast and saline) to obtain functional cardiac data



P3T 2.0 Options

Cat#	Description	Warranty
E80141DE	Medrad P3T Cardiac 2.0 option for Certegra Workstation	H
E80141DF	Medrad P3T Abdomen 2.0 option for Certegra Workstation	H
E80141DG	Medrad P3T Pulmonary Angiography (PA) 2.0 option for Certegra Workstation	H
E80141DH	Medrad P3T 2.0 Bundle option for Certegra Workstation (Cardiac, Abdomen and PA)	H

Medrad Contrast Dose Management Software

A contrast dose management solution is available when the Medrad® Stellant® D Injector is combined with the Certegra™ Workstation and the contrast Dose Management software option. This enables a patient centric workflow designed to enhance personalized contrast delivery, protocol management, and data capture across the Healthcare IT landscape.

CT Point of Care software

Point of care data entry automates direct documentation:

- Auto-populate the accession number, study description, and more – directly from RIS
- Capture vital injection details, including contrast brand and concentration, saline, catheter gauge, injection site, lot number, expiration date and technologist IDs

Outbound interface packages

- Inter-connectivity between the scanner, injector PACS, RIS, and Radiology Reporting System allows captured data to be centrally mobilized and made instantly available, promoting productivity throughout the chain of care

Patient-centric workflow eliminates the guesswork

- Select patient (with demographic information) directly from the Modality Worklist/Patient Worklist
- Instantly tie appropriate contrast delivery directly to each patient

Interface connectivity drives complete and consistent documentation

- Auto-populate patient injection and study information into PACS, RIS, Radiology Speech Reporting Systems with Outbound interface options



Certegra Workstation

Medrad Stellant D Certegra software packages with Integrated CT Communication

Cat#	Description	Warranty
E80141DT	Medrad CT Point of Care software package	H
E80141DK	Medrad Contrast Dose Management software package	H
E80141DL	Medrad PACS Outbound interface package	H
E80141DM	Medrad Speech Reporting Outbound interface package	H
E80141DN	Medrad HL7 Outbound interface package	H
E80141DJ	Medrad Certegra Workstation upgrade package for existing Classic Stellant D	H



Medrad XDS™ Extravasation Detector System for the Stellant CT Injection System

- Directly senses contrast or saline pooling under a patient's skin during a CT procedure
- XDS uses patented radiofrequency (RF) wave technology to reliably detect an extravasation and stop the injection
- Designed to prevent moderate to severe extravasations



E8007NK

Cat#	Description	Warranty
E8007NK	Medrad XDS Extravasation Detector System	H

Medrad Stellant SX Injection System

Cat#	Description	Warranty
Syringe Pack		
E8006RE	Stellant SX single syringe Tri-Pack with Spike (SSS-CTP-SPK, 50/box)	H

** Ceiling mount configurations require catalog #E8007PJ (OCS III mounting plate).

Nemoto DUAL SHOT alpha 7 Injector

The Nemoto DUAL SHOT alpha 7 Injector with integrated NCOM option rounds out the GE Accessories family of products for your complete CT suite.

This CT injector can be a useful tool in helping your practice optimize contrast procedures. With its innovative design and intuitive operation, facilities, patients and clinicians alike benefit from this exceptional injection system.

Innovation

- New design with only two components
- Body Weight protocol for optimized image quality in IV contrast management
- Advanced protocols with dilution (simultaneous saline and contrast), multi-phases, and saline flush
- Innovative syringe design provides the option of off-line filling of syringes
- SD memory card for quick and easy software updates
- Dual control of injection pressure to secure injection continuity

Ease of use

- Intuitive anatomical protocol selection complements the GE CT scanner protocol setup
- Minimal button presses required to create protocols
- Real-time injection pressure graph
- Indicator of selected protocol name
- Thumbnail style display for visual protocol settings
- Easy syringe loading and unloading, one touch syringe adapter with snap lock
- Automatic Quick Purge button on head side
- Air Check button on console and head
- Adjustable quick return for easy syringe refill
- Timing bolus injection
- Needle placement test
- Home button for quick return to main menu
- Injection results screen of the last 100 injections, in a table or pressure graph format
- Low pressure warning
- Adjustable maximum pressure per protocol



E8004KB/KC/KD

Nemoto DUAL SHOT alpha 7 CT Injector packages - stand alone injector

Cat#	Description	Warranty
E8004KA	Nemoto DUAL SHOT alpha 7 CT Injector – pedestal mounted	E
E8004KB	Nemoto DUAL SHOT alpha 7 CT Injector – ceiling-mounted, short post (58 cm) [†]	E
E8004KC	Nemoto DUAL SHOT alpha 7 CT Injector – ceiling-mounted, medium post (85 cm) [†]	E
E8004KD	Nemoto DUAL SHOT alpha 7 CT Injector – ceiling-mounted, long post (100 cm) [†]	E
E8004NG	Nemoto Mounting Plate for ceiling mount injector	L

Note: DUAL SHOT alpha 7 Injector packages do not include any consumables.

[†] Requires E8004NG mounting plate.

DUAL SHOT alpha 7 NCOM Class 4 Injector with Integrated CT Communication

Designed to save time and increase CT scan throughput, the Nemoto DUAL SHOT alpha 7 CT Injector is validated for use with GE's Enhanced Xstream Injector option on selected scanners – enabling CAN Class 4 functionality for seamless communication. The resulting injector and CT scanner integration benefits include:

- Reduced overall programming time
- Improved scanner and injector protocol matching through programming of the injector from the scanner console
- Better control over contrast injection procedure with a synchronized CT scan start time. A single button-press on the scanner starts both the injector and scanner
- Preview injection parameters before beginning the scan
- Complete post-study reviews of injection results at the scanner console
- Automatic documentation of the injection results in PACS



E8004MD

Nemoto DUAL SHOT alpha 7 CT Injector packages with Integrated CT Communication

Cat#	Description	Warranty
E8004MD	Nemoto DUAL SHOT alpha 7 NCOM Class 4 CT Injector – pedestal mounted	E
E8004ME	Nemoto DUAL SHOT alpha 7 NCOM Class 4 CT Injector – ceiling-mounted, short post (58 cm) [†]	E
E8004MF	Nemoto DUAL SHOT alpha 7 NCOM Class 4 CT Injector – ceiling-mounted, medium post (85 cm) [†]	E
E8004MG	Nemoto DUAL SHOT alpha 7 NCOM Class 4 CT Injector – ceiling-mounted, long post (100 cm) [†]	E
E8004NG	Nemoto Mounting Plate for ceiling mount injector	B

Note: DUAL SHOT alpha 7 Injector packages do not include any consumables.

[†] Requires E8004NG mounting plate.

Nemoto DUAL SHOT alpha 7 syringe supplies

Cat#	Description	Packaging	Warranty
E8004NB	Nemoto Dual Syringe Pack: 200 ml & 100 ml Syringe, Spike and Y-Tube	20/box	E
E8004NC	Nemoto Dual Syringe Pack: 200 ml & 100 ml Syringe with J-Tube & Y-Tube	20/box	E
E8004ND	Nemoto Single Syringe Pack: 200 ml Syringe with Spike & 60" Coiled Tubing	50/box	E
E8004NE	Nemoto Single Syringe Pack: 200 ml Syringe with J-Tube & 60" Coiled Tubing	50/box	E
E8004RA	Nemoto 200 ml Syringe w/J-Tube	50/case	E
E8004RB	Nemoto 100 ml Syringe w/J-Tube	50/case	E
E8004RF	Nemoto 200 ml Syringe only	50/case	E
E8004RG	Nemoto 100 ml Syringe only	50/case	E
E8004RH	Nemoto Fill Set 20" with Spike, Swabbable	100/case	E
E8004RJ	Nemoto 60" Coiled Line	100/case	E
E8004RN	Nemoto 200/200 ml Syringe w/ fill tube	20/box	E
E8004RP	Nemoto Fill Set, 7", with spike, cap and clamp	100/case	E

Injector Reference Guide

CT Injectors

Stand-Alone

(Stand-alone injectors can be used with any GE Healthcare CT, PET/CT and SPEC/CT system)

Medrad Stellant FLEX
w/ Certegra Workstation

Nemoto
DUAL SHOT
alpha 7

Integrated Communication (class IV)

(GE CT, PET/CT & SPECT/CT systems that offer the Enhanced Xtream injector software option may be used with class IV injectors that are validated specifically with the GE system)

Medrad Stellant FLEX
w/ Certegra Workstation
(IS1900G)

Nemoto
DUAL SHOT
alpha 7

	Stand-Alone		Integrated Communication	
	Medrad Stellant FLEX w/ Certegra Workstation	Nemoto DUAL SHOT alpha 7	Medrad Stellant FLEX w/ Certegra Workstation (IS1900G)	Nemoto DUAL SHOT alpha 7
Mounting				
Pedestal	E80141JA	E8004KA	E80141KA	E8004MD
Ceiling Mount – Short 58 cm	E80141JC	E8004KB	E80141KC	E8004ME
Ceiling Mount – Med 85 cm	E80141JB	E8004KC	E80141KB	E8004MF
Ceiling Mount – Long 100 cm	E80141JD	E8004KD	E80141KD	E8004MG
Ceiling Mounting Plate	E8007PJ	E8004NG	E8007PJ	E8004NG
Options				
	P3T Cardiac P3T Abdomen P3T Pulmonary XDS Extravasation Point of Care software Contrast Dose Man software Outbound interface	Included as standard: Body weight protocol Advanced protocol	P3T Cardiac P3T Abdomen P3T Pulmonary XDS Extravasation Point of Care software Contrast Dose Man software Outbound interface	Included as standard: Body weight protocol Advanced protocol
Upgrades				
Field upgrade to Integrated Communication (class IV)	E8007CB	N/A	N/A	N/A

GE Healthcare offers syringe starter kits for all injectors.

The Medrad Stellant injectors on ceiling mount require the Ceiling Mounting Plate cat # E8007PJ.

The Nemoto DUAL SHOT Alpha 7 on ceiling mount requires the Ceiling Mounting Plate cat # E8004NG.

For complete details for the GE injector portfolio refer to pages 4-10.

ulrichINJECT CT motion™ Syringeless Injector

Less waste. Fewer steps. Do more with syringeless.

Utilizing a fully shielded, mobile design, the system infuses accurate, repeatable, patient-specific doses from a multi-dose vial, all managed through a simple touchscreen.

With less prep time, streamlined patient turnover and fewer steps, the automated syringeless technology of ulrichINJECT CT motion helps facilitate efficiencies that keep your radiology suite moving.

ulrichINJECT CT motion is used in CT procedures for the delivery of Omnipaque™ (iohexol) Injection contrast medium from GE Healthcare as supplied in Imaging Bulk Packaging. Also approved with single-dose Omnipaque and Visipaque™ (iodixanol) Injection.*

- Available as a mobile pedestal version or with a 3D ceiling mount
- Integrated CM heat retainers to maintain CM temperature in container
- Display unit for simple, safe, and quick operation
- Includes a 12" color monitor



The screenshot shows the following interface elements:

- Menu** and **Angio Aorta*** at the top.
- CA** (Contrast Agent) and **NaCl** (Saline) containers at the top.
- Wireless connection status and charging status of the injector batteries** in the top right.
- Roller pump and tubing system icons** in the middle right.
- Injected actual values: Injection volumes** on the left: 21 mL NaCl, 63 mL CA.
- Target values of the injection volume and injection duration** on the right: 61 mL NaCl, 100 mL CA, 161 mL total, 01:26.
- Graphic and numeric display of injection status with bolus indicator zoom** in the center, showing a bar with segments for 21mL (7.0s), 100mL (25.0s), and 40mL (17.5s).
- Pressure curve and set pressure limit PSI/bar** at the bottom left.
- CM substitution button. The current contrast media bolus is substituted by saline (NaCl)** at the bottom left, with a blue exclamation mark icon.
- Command buttons** at the bottom: **CA Substitution**, **Stop**, and a play button.
- Stopwatch: Time reached.** at the bottom.



E8026AG



Once-daily setup and 24-hour multiple patient use pump tubing-flex*



Facilitates workflow efficiencies



Bluetooth-enabled



Cost-effective



Hygienic closed system



Advanced air and pressure monitoring, integrated particle filter



Helps optimize contrast media and saline use



E8026AF

Cat#	Description	Warranty
E8026AF	ulrich INJECTOR CT motion pedestal version with heat retainer, Bluetooth, ECG earthing kit, and battery. Includes delivery, installation, one week applications training (5 consecutive days), and one-year warranty	E
E8026AG	ulrich INJECTOR CT motion one-arm ceiling version with heat retainer and Bluetooth. Includes delivery, installation, one week applications training (5 consecutive days), and one-year warranty	E
E8026AJ	One day of additional onsite applications training on the ulrich INJECTOR CT motion. This is training in addition to the initial applications training following installation	n/a
E8026AK	Three days of additional onsite applications training on the ulrich INJECTOR CT motion (must be used consecutively). This is training in addition to the initial applications training following installation	n/a
E8026AL	Five days of additional onsite applications training on the ulrich INJECTOR CT motion (must be used consecutively). This is training in addition to the initial applications training following installation	n/a

Medrad™ Intego PET Infusion System

The Medrad™ Intego PET Infusion System is redefining PET by addressing the complexities of today and the challenges of tomorrow with operating a PET department. From providing personalized patient care, to reducing unnecessary radiation exposure to technologists, to driving improved practice economics. Utilizing a fully shielded, mobile design, the system infuses accurate, repeatable, patient-specific doses from a multi-dose vial, all managed through a simple touchscreen.

Improve Radiopharmaceutical Utilization

- Practical and precise weight-based dosing enables clinicians to prescribe a minimum acceptable dose for each unique patient
- Utilization of a multi-dose vial streamlines workflow, and creates opportunity for schedule compression and fewer radiopharmaceutical deliveries

Drive Operational Efficiency

- Automated dose preparation, administration, and documentation eliminates non-value added steps
- Mobile, with full battery operation streamlines processes and workflow

Enhance Practice Competitiveness

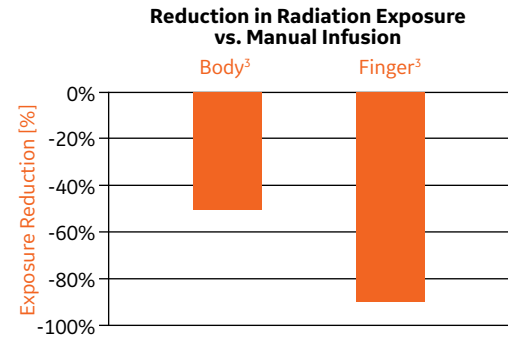
- Precise, personalized dosing differentiates Medrad Intego sites to the surrounding referral base
- Dose-on-demand functionality provides the flexibility to respond to late arriving patients or those with unmet prep conditions

Personalize Patient Care

- Automated weight-based dosing from a simple touchscreen enables clinicians to administer an accurate, personalized dose for each patient
- Variable flow rate (0.5 ml/sec or 1ml/sec) and saline test infusion support treatment for fragile veins



E8507PE



50% reduction in whole body exposure¹

90% reduction in operator extremity exposure¹

^{1,3} Bayer V&V Testing Results

Source Administration Sets

The Starter Kit includes:

- 40 Sterile Source Administration Sets
- 100 Sterile Patient Administration Sets



Sterile Patient Administration Set
E8507PZ



Sterile Source Administration Set
E8507PZ

Cat#	Description	Warranty
E8507PE	Medrad Intego PET Infusion System	E
E8507PZ	Sterile Starter Kit of Source and Patient Administration Sets	H

Medrad Intego Vial Compatibility Specifications

Vial Shield and Vials

Refer to the specifications from your radiopharmaceutical provider to select the appropriate vial shield.

Vial Shields		Vial(s)				
Cat# Collar Color	Weight	Volume Range	ISO 8362-1:2003 ISO 8362-4:2003 Size Specification	Body Diameter	Glass Height	Cap Diameter
E8507PJ Silver	8.6 Kg (18 lbs)	30-35 ml	30H	36 ± 0.5 mm (1.417 ± 0.020")	62.8 ± 0.7 mm (2.472 ± 0.027")	20 mm (0.787")
E8507PK Blue	8.6 Kg (18 lbs)	20-25 ml	20R	30 ± 0.25 mm (1.181 ± 0.009")	55 ± 0.7 mm (2.165 ± 0.027")	20 mm (0.787")
E8507PL Gold	8.6 Kg (18 lbs)	20-25 ml	20H	32 ± 0.45 mm (1.259 ± 0.017")	58 ± 0.6 mm (2.283 ± 0.023")	20 mm (0.787")
E8507PM Green	8.6 Kg (18 lbs)	10-15 ml	10R	24 ± 0.2 mm (0.944 ± 0.007")	45 ± 0.5 mm (1.771 ± 0.020")	20 mm (0.787")
E8507PN Brown	8.6 Kg (18 lbs)	10-15 ml	15R	24 ± 0.25 mm (0.944 ± 0.009")	60 ± 0.5 mm (2.362 ± 0.020")	20 mm (0.787")
E8507PP Black	8.6 Kg (18 lbs)	10-15 ml	10H	25 ± 0.25 mm (0.984 ± 0.009")	53.5 ± 0.5 mm (2.106 ± 0.020")	20 mm (0.787")
			----	25.5 ± 0.25 mm (1.003 ± 0.009")		
E8507PH Violet	8.6 Kg (18 lbs)	10 ml	----	21.25 ± 0.2 mm (0.837 ± 0.007")	51 ± 0.5 mm (2.008 ± 0.020")	20 mm (0.787")
			----	21.75 ± 0.25 mm (0.856 ± 0.009")		



Silver
E8507PJ

Blue
E8507PK

Gold
E8507PL

Green
E8507PM

Brown
E8507PN

Black
E8507PP

Violet
E8507PH

Cat#	Description	Warranty
E8507PJ	Medrad Intego Silver Vial Shield	E
E8507PK	Medrad Intego Blue Vial Shield	E
E8507PL	Medrad Intego Gold Vial Shield	E
E8507PM	Medrad Intego Green Vial Shield	E
E8507PN	Medrad Intego Brown Vial Shield	E
E8507PP	Medrad Intego Black Vial Shield	E
E8507PH	Medrad Intego Violet Vial Shield	E

Patient Monitoring Systems

IVY® 7800 Cardiac Trigger Monitor for CT, PET/CT and SPECT/CT

The Model 7800 is IVY Biomedical's fifth generation cardiac trigger monitor with the intended use primarily on patients in applications requiring precision R-wave synchronization. Incorporating a simple, easy to use touchscreen interface, the 7800 displays two simultaneous ECG vectors along with the patient's heart rate.

Intuitive Operation

Acquiring a trigger ECG can often be a challenging task, and selecting the right ECG vector can be problematic. The 7800's AUTO lead select feature (Trigger lead only) will determine which lead (I, II or III) provides for the best amplitude-to-noise ratio of the ECG signal and thus a more reliable cardiac trigger.

Patient Monitoring

When required, high and low heart rate alarm limits can be adjusted to bracket a patient's heart rate, so that a violation of these limits produces an audible and visual indication of the alarm.

Improved Communications

The Model 7800 has an electrically isolated Ethernet connector with 2 channels, enabling communication between the monitor and the external console, as well as the gantry display. An integrated USB drive allows users to store and retrieve ECG events for retrospective analysis.

Integrated Chart Recorder

Prints ECG strips on demand for manual review.

Precision Engineering

A color Trigger Mark clearly indicates the timing of each synch pulse with respect to the ECG, providing a visual reference for timing and synchronization.

ECG Viewer Software

Included on the USB drive is an easy to use ECG viewer specifically designed to enable detailed analysis of individual ECG.

Touch Screen Operation

Quickly adjust alarm limits, or make adjustments on the fly using the on-screen menus and buttons.

Configurations include everything you need to get started

The Kit includes:
 7800 Cardiac Trigger Monitor, set of 4 RT lead wires – 30 in, low noise patient cable – 4 lead, Ethernet Internet cables, ECG adult electrode (box of 40), cord-set hospital grade (12 ft), NuPrep Gel, USB Memory Stick, Recorder Paper, Roll Stand for model 7000 series and IPC cable.



E8007RT



E8007TL



E8007TN



E8007TJ



E8007TK/TS



E8007TP



E8007TR



E8007TT

Cat#	Description	Warranty
E8007RT	IVY 7800 Cardiac Monitoring Kit for CT, PET/CT, and SPECT/CT	E
E8007TJ	IVY Low Noise Patient Cable, 10 ft, 4 Lead, AHA Color: White, Green, Red, Black	K
E8007TK	IVY 7800 RT Lead Wires, 30 in (Set of 4), AHA Color: White, Green, Red, Black	K
E8007TS	IVY 7800 RT Lead Wires, 36 in (Set of 4), AHA Color: White, Green, Red, Black	K
E8007TL	IVY 7800/7600 ECG RT Electrodes (600 pcs/Case) Packs of 4	K
E8007TM	IVY Monitor Roll Stand for 7000 series	K
E8007TN	IVY NuPrep Gel, 4 oz (1 tube/Box)	K
E8007TP	IVY Power Cable – 12 ft	K
E8007TR	IVY USB Memory Stick (1 GB)	K
E8007TT	IVY Recorder Paper, Pack of 10 Rolls	K
E8007TB	Cardiac Cable Kit for IPC – IVY 7800	K

Compatibility: See IVY Reference Guide on page 19

IVY® 7600 Cardiac Trigger Monitor for Nuclear Medicine

The Model 7600 is IVY Biomedical's fifth generation cardiac trigger monitor with the intended use primarily on patients in applications requiring precision R-wave synchronization. Incorporating a simple, easy to use touchscreen interface, the 7600 displays two simultaneous ECG vectors along with the patient's heart rate.

Intuitive Operation

Acquiring a trigger ECG can often be a challenging task, and selecting the right ECG vector can be problematic. The 7600's AUTO lead select feature (Trigger lead only) will determine which lead (I, II or III) provides for the best amplitude-to-noise ratio of the ECG signal and thus a more reliable cardiac trigger.

Patient Monitoring

When required, high and low heart rate alarm limits can be adjusted to bracket a patient's heart rate, so that a violation of these limits produces an audible and visual indication of the alarm.

Improved Connectivity

The Model 7600 has an electrically isolated RS-232 connector that provides two-way direct communications between the monitor and the external console for the transfer of ECG data. The Model 7600 is available with or without an integrated strip chart recorder.

Precision Engineering

A color Trigger Mark clearly indicates the timing of each synch pulse with respect to the ECG, providing a visual reference for timing and synchronization.

Integrated Chart Recorder

Optional recorder prints ECG strips on demand for manual review.

Touchscreen Operation

Quickly adjust alarm limits, or make adjustments on the fly using the on-screen menus and buttons.

Configurations include everything you need to get started

The Kit includes:

7600 Cardiac Trigger Monitor, set of 4 lead wires – 24 in, low noise patient cable – 4 lead, ECG adult electrode (box of 40), cord-set hospital grade (12 ft), Roll Stand for model 7000 series, BNC to BNC interconnect cable (12 ft) and phono to BNC interconnect cable. (Cat# E8007DD includes 1 roll of paper loaded in the recorder).



E8007DC/DD



E8007TJ



E8007TL



E8007DE



E8007TT

Cat#	Description	Warranty
E8007DC	IVY 7600 Cardiac Trigger Monitor Kit - No Recorder, Americas Labeling, for Nuclear Medicine	E
E8007DD	IVY 7600R Cardiac Trigger Monitor Kit - Includes Recorder, Americas Labeling, for Nuclear Medicine	E
E8007DE	IVY 7600 Lead Wires, set of four, 24 Inches Long, AHA Colors: White, Green, Red, Black	K
E8007TJ	IVY Low Noise Patient Cable, 10 ft, 4 Lead, AHA Color	K
E8007TT	IVY Recorder Paper, Pack of 10 Rolls	K
E8007RJ	IVY Recorder Paper (Case of 100 rolls)	K
E8007TL	IVY 7800/7600 ECG RT Electrodes (600 pcs/Case) Packs of 4	K
E8007TM	IVY Monitor Roll Stand for 7000 series	K

Compatibility: See IVY Reference Guide on page 19

IVY® CTM-400 Cardiac Trigger Module for CT

IVY Biomedical's CTM-400 Cardiac Trigger Module is a sophisticated Computer Tomography (CT) gating module that synchronizes a patient's ECG to help remove motion artifacts when generating cardiac or other physiological images.

Imaging Applications

The CTM-400 module is intended primarily for use on patients in applications requiring precision R-wave synchronization such as timed imaging studies. Simultaneously ECG vectors and the ECG trigger are sent to the CT system.

Intuitive Operation

Built-in LED indicators provide visual status of power and system communication while a varied intensity light pipe illuminates the perimeter of the module during use. An RS-422 D-sub 15-position standard density network interface connector provides two-way communications between the module and the external console.

ICM Cardiac Assembly Collector Kits


The IVY CTM-400 Cardiac Trigger module is completely integrated with select GE Healthcare CT scanners and installed directly onto the gantry table with bridge and tray assembly included.



E8007WJ



E8007TS



E8007TL



E8007TS



E8007TN

Cat#	Description	Warranty
E8007WJ	IVY CTM-400 Integrated Cardiac Module (ICM) assembly collector kit with AHA lead wires/patient cable and enhanced Tall-T wave rejection	E
E8007TS	IVY AHA RT Lead Wires, 36 in (Set of 4)	K
E8007TJ	IVY Low Noise Patient Cable, 10 ft, 4 Lead, AHA Color	K
E8007TL	IVY 7800/7600/CTM-400 ECG RT Electrodes (600 pcs/Case) Packs of 4	K
E8007TN	IVY NuPrep Gel, 4 oz (1 tube/Box)	K
Compatibility: Revolution CT, Revolution CT ES (80 mm)		

IVY Cardiac Trigger Monitor Reference Guide

Compatible System	IVY 7800 Monitor
Revolution HD	X
Revolution GS	X
Revolution EVO	X
Discovery RT	X
Discovery CT750 HD	X
Discovery CT590 RT	X
Optima CT580 W	X
Optima CT580 RT - 8	X
Optima CT580 RT - 16	X
Optima CT540	X
Optima CT520	X
Optima CT660	X
Brivo CT385	
LightSpeed RT - 4, 16	X
LightSpeed VCT - 64	X
LightSpeed VCT 32-Select	X
LightSpeed 16	X
BrightSpeed Elite - 8, 16	X
BrightSpeed Select - 4, 8, 16	X

Compatible System	IVY 7600 Monitor
Discovery NM630	X
Discovery NM670	X
Discovery NM530C	X
Discovery NM/CT670	X
Discovery NM/CT670 PRO	X
Optima NM/CT640	X
Brivo NM615	X

Compatible System	IVY CTM-400 Monitor
Revolution CT	X
Revolution CT ES (80 mm)	X

Respiratory Gating Systems

C-RAD Sentinel Respiratory Gating System

C-RAD Sentinel offers an easy to use, laser based optical surface scanning system with functionality for 4D CT reconstruction and gated imaging in a CT room.

4D Imaging

The key to a precise treatment plan and dose delivery is knowing the tumor location. C-RAD Sentinel offers an accurate and easy to use system for 4D Imaging in advanced radiation therapy. It covers the full range of your 4D requirements to help ensure high quality images as well as a reproducible setup for imaging and treatment. The workflow has been developed for simplicity and ease of use.

- **Marker Less:** The optimal respiratory points are selected in the software with a single mouse click
- **Audio Coaching:** In-room speakers assist the patient to follow the optimal breathing pattern
- **Multiple Tracking Points:** Advanced correlation models ensure detection of the respiratory pattern in the thorax and abdominal region

Improved Workflow

Breath-hold, deep inspiration and coached/free breathing modes are all supported, along with different triggering modes. This provides maximum flexibility to adapt to different patient capabilities and clinical requirements.



E8819LC

Cat#	Description	Warranty
E8819LC	Sentinel 4D CT Respiratory Gating Device 700 x 200 x 200 mm (27.6 x 7.9 x 7.9 in), 8 kg (17.6 lb)	C

Compatibility: Discovery RT, Discovery CT590 RT, Optima CT580 RT

Varian RGSC Respiratory Gating System

Respiratory Gating for Scanners (RGSC) from Varian Medical Systems is used to characterize the patient's respiratory patterns and monitor the patient position during diagnostic CT image acquisition. Using a single infrared camera and a reflector block, the system tracks the patient's respiration pattern, range of motion and provides recorded information to the scanner.

- Available in a couch-mount or wall/ceiling-mount configuration
- An integrated database with the ARIA® oncology information system and Eclipse™ treatment planning
- The software user interface is intuitive and helps simplify the image acquisition and treatment delivery process



E8819KZ



E8819JB



E8819JB

Compatibility

GE System	Validated for RGSC couch-mount	Validated for RGSC wall/ceiling-mount
Discovery™ RT	X	X
Discovery CT590RT	X	X
Optima™ CT590RT	X	X
Revolution™ EVO	X	X
Optima CT660	X	X
Optima CT540	X	X
Discovery IQ	X	
Discovery MI	X	
Discovery MI DR	X	

Cat#	Description	Warranty
E8819KZ	Table/couch-mount Varian RGSC – installation included	H
E8819JB	Wall/ceiling-mount Varian RGSC – installation included	H
E8819KY	Varian RGSC additional 1-year limited warranty	H
E8819HB	Varian RPM camera mount for PET Global Table	H
E8819HC	Varian RGSC camera mount for PET Global Table	H

Laser Systems

CYRPA™ HIT3 Laser System

The HIT3 system consists of:

- Three mobile lasers that generate the sagittal vertical line and two horizontal lines
- Two motorized HIT fixed lasers that generate a vertical line on each side of the patient
- The key advantage of the HIT3 configuration is that all the lines are in independent boxes, so they can be located higher in the room. This means that adjustable positioning/fixation of transversal lasers enables deeper laser-line projection (for example, for larger patients)

Adapted to each treatment room, HIT (High Impact Technology) positioning systems distinguish themselves by allowing you to map patient coordinates with accuracy up to +/- 0.1 mm. Plus, it makes the adjustment of the equipment automatically and faster. The HIT system helps to optimize the time spent treating patients and improves the usability for the professionals operating the equipment.



Bridge, Wall or Post Mount available



Red or Green Laser Capability




Laser Box

Instant laser color change to red or green

- With a touch of a button the laser beams can be red or green, changeable at any time
- The user can also decide the color for each laser line independently
- The change from one color to the other is done remotely and instantly

SmartPhantom CT

- The laser positioning device comes with the CYRPA SmartPhantom™ CT which offers an automated calibration process and assures a +/- 0.1 mm accuracy
- The device, placed on the scanner table and positioned at the isocenter of the laser can, due to its many integrated sensors, provides accurate set points for all the laser beams
- No manual adjustments are needed



SmartPhantom CT

The automatic calibration process takes about 10 minutes.

Cat#	Description	Warranty
E8819LB	HIT3 Red & Green Moving Laser System for Virtual Simulation – Bridge-Mount with Installation	C
E8819LF	HIT3 Red & Green Moving Laser System for Virtual Simulation – Wall-Mount with Installation	C
E8819LH	HIT3 Red & Green Moving Laser System for Virtual Simulation – Freestanding/Post-Mount with Installation	C

LAP Laser DORADOnova 3 Laser System

The DORADOnova[®] 3 laser system together with the LAP laser CARINAnav[®] control supports the crucial and important marking process and conforms to your department's workflow. You select the mounting version and the laser color. Offering various configurations and mounting options, the system is designed to meet any and all room requirements.



Wall-Ceiling-Wall



Bridge



Post-Ceiling-Post

LAP DORADOnova 3 with CARINAnav[®]

Cat#	Laser Color	Mounting Type	Warranty
E8505WA	Red	Wall	D
E8505WB	Red	Post	D
E8505WC	Red	Bridge	D
E8505VH	Green	Wall	D
E8505VJ	Green	Post	D
E8505VK	Green	Bridge	D

All Cat# include installation.

Options

Cat#	Description	Warranty
E8505VG	Docking Station for CARINAnav [®] system only (Wall and Bridge Mount Only)	D





LAP Laser DORADOnova 3 Laser Control

DORADOnova laser systems are operated by CARINAnav®, consisting of hardware and software. With CARINAnav®, LAP provides you a control system to move the lasers and interact with your RT planning system. Once connected to your RT planning or virtual simulation system the data can be imported via LAP file format or DICOM.

CARINAnav® - Intuitive, Easy, Portable

CARINAnav's tablet PC is a portable wireless laser control system in a compact design. Patient data is imported via Bluetooth or Wi-Fi interface.

CARINAnav® has been designed to be the platform for future laser alignment tasks. Modular thinking and open design offer the base for developing solutions covering the requirements to come.

- Portable – Move to your preferred working location
- Flexible – Select patient data, enter this data or move the lasers manually
- Intuitive – Touchscreen navigation allows for quick startup and auto reconnect
- Secure – User login required and permanent laser position feedback



CARINAnav

Accessories for CT Simulation

Elekta iBEAM evo CT Overlay

- Equivalent geometric and dosimetric configuration to iBEAM® evo Couchtop
- Integrated indexing system compatible with a wide range of existing surface mounted industry standard accessories
- Designed to help reduce image artifacts
- Quick and easy installation and removal of the iBEAM evo CT Overlay

The iBEAM® evo CT Overlay facilitates new potentials for treatment planning and simulation. The iBEAM evo CT Overlay is identical in design, geometry and dosimetric properties with the iBEAM evo Couchtop and offers the total departmental solution in combination with an iBEAM evo Couchtop (installed on the LINAC table).

The integrated indexing system:

- Optimizes patient positioning accuracy and reproducibility, reducing patient setup time, minimizing patient setup inaccuracies further in the treatment chain and maximizing the stability of positioning devices



E8819LA

Specifications

Material	Carbon-fiber sandwich with foam core
Weight	11 kg (24 lb)
Dimensions (Length x Width)	2000 mm x 530 mm (79 in x 21 in -approx.)
Indexing	BodyFIX 14 indexing system
Estimated Useful Life	10 years
Non-Compatibility	Not compatible with Varian couch-mount respiratory gating systems

Cat#	Description	Warranty
E8819LA	Elekta iBEAM evo CT Overlay - includes iBEAM CT Overlay, iBEAM evo extension 415, and indexing bars (set of 3)	C

Compatibility: Discovery CT590 RT, Optima CT580 RT, Discovery RT



CIVCO® 3000 Series Couchtop™

- Facilities who care for cancer patients know the importance of a treatment table that allows you to match the patient's position that occurred during the CT simulation
- The CIVCO® 3000 Series Overlays are constructed of rigid carbon fiber and have indexing points running down the side
- These indexing points make it possible for facilities to offer accurate and reproducible patient positioning from imaging room to the cancer treatment room
- Prodigy™ indexing at 14 cm increments



Cat#	Description	Warranty
E8505MJ	CIVCO CT Overlay for GE CT & PET/CT systems, (266 x 53 x 5.1 cm); features Prodigy indexing and includes Prodigy Lok-Bar (53 cm) and 1 year manufacturer warranty	L
E8505MA	CIVCO CT Overlay for GE CT systems with H-Power table, (229 x 53 x 5.1 cm); features Interloc indexing and includes Interloc Lok-Bar (53 cm) and 1 year manufacturer warranty	L
E8505MF	CIVCO CT Overlay for GE PET/CT systems with H-Power table, (266 x 48 x 4.8 cm); features Interloc indexing and includes Interloc Lok-Bar (48 cm) and 1 year manufacturer warranty	L

E8505MJ Compatibility:

CT:	Revolution Frontier	Optima CT580 w	PET:	Discovery MI/MI DR
	Revolution EVO	Optima CT660		Discovery IQ
	Revolution HD	Optima CT660/CT540		Discovery PET/CT 610, 710
	Revolution GSI	VCT Products		Discovery PET/CT 600,
	Revolution CT	RT 16		690 VCT, 690 Elite
	Discovery RT	CT 750 HD		Optima PET/CT 560
	Optima CT590 RT			Discovery VCT
	Optima CT580 RT			

E8505MA Compatibility:

CT:	BrightSpeed Elite
	BrightSpeed Edge
	BrightSpeed Excel
	RT4
	CT/I
	LightSpeed

E8505MF Compatibility:

PET:	Discovery ST
	Discovery STE

CIVCO® Universal Couchtop™ 1 Piece

- The CIVCO® Universal Couchtop™ 1 Piece is an excellent IGRT and SBRT solution with a uniform design and no junctions
- This couchtop offers a dosimetrically matched couchtop for most major CT and Linac models
- Prodigy™ 2 indexing at 7 cm increments



Cat#	Description	Warranty
E8516AA	CIVCO Universal Couchtop 1 Piece, for GT1700 table; includes carbon fiber indexable couchtop, mounting hardware, Prodigy2™ Lok-Bar and 5-year manufacture warranty	ZZ
E8516AC	CIVCO Universal Couchtop 1 Piece, for GT2000 table; includes carbon fiber indexable couchtop, mounting hardware, Prodigy2™ Lok-Bar and 5-year manufacture warranty	ZZ

Compatibility: Discovery RT®, Discovery CT 590 and Optima® CT 580

CIVCO® Universal Couchtop Long Extension

- The UCT LE (Universal Couchtop™ Long Extension) is a comprehensive solution for enabling advanced treatments in your clinic
- Specifically designed to answer the demands of IGRT delivery, the CIVCO® UCT LE contains no rails or junctions in the treatment area to help facilitate better dose delivery and target coverage
- This couchtop is dosimetrically matched for most major CT and Linac models
- Prodigy™ 2 indexing at 7 cm increments



Cat#	Description	Warranty
E8516AB	CIVCO UCT LE (Universal Couchtop Long Extension), for GT1700 table; includes carbon fiber base with carbon fiber rectangle extension, mounting hardware, Prodigy2™ Lok-Bar™, Storage Rack and 5-year manufacture warranty	ZZ
E8516AD	CIVCO UCT LE (Universal Couchtop Long Extension), for GT2000 table; includes carbon fiber base with carbon fiber rectangle extension, mounting hardware, Prodigy2™ Lok-Bar, Storage Rack and 5-year manufacture warranty	ZZ

Compatibility: Discovery RT®, Discovery CT 590 and Optima® CT 580

See page MICT26 for optional extensions available.



CIVCO® UCT LE Optional Extensions

Full flexibility with many extension options to help facilitate patient imaging, simulation and treatment. These extensions feature a unique profile allowing for direct attachment of all CIVCO Body Pro-Lok SBRT bridges, Solstice™ and trUpoint ARCH™ SRS/SRT Systems, and head & neck thermoplastics.

Wired Rectangular

- An embedded wire rectangular extension option is available to assist with patient alignment. The standard rectangular extension is provided in the GE offering



Red lines in image shows wire location.

Kevlar

- Compatible with Varian's Calypso® System



Type-S™

- Compatible with Solstice™ SRS System and Type-S Thermoplastics including ClearVision™ open face masks designed for use with vision/camera systems



Grid

- Helps minimize surface dose and skin reactions



Posifix®

- Compatible with Solstice and trUpoint ARCH SRS/SRT Systems and Posifix Thermoplastics



UCT Head

- Extends the patient an additional 17 cm



ProForm™

- Unique head & neck patient immobilization solution for proton therapy



End Plates for Varian

- Allow the use of various QA devices



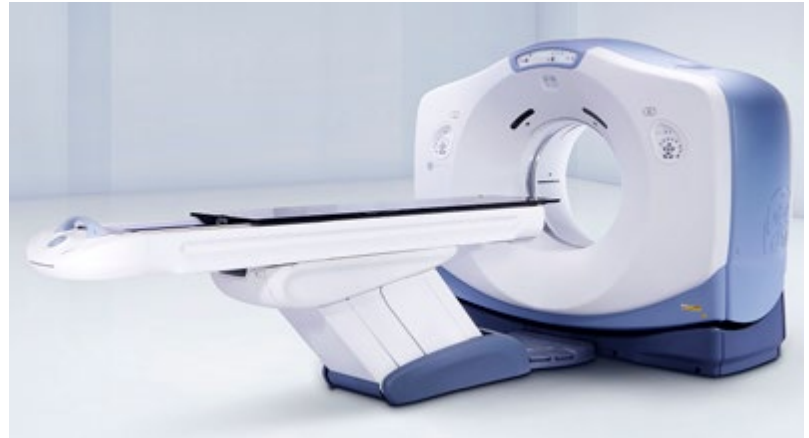
To order the Optional Extensions contact CIVCO at:

Phone: 800-842-8688 (US/Canada)

Email: info@CivcoRT.com

Diacor Flat Tabletop

- The Flat Tabletop, or “CT Overlay,” provides a secure, flat surface for CT Simulation applications, consistent with the treatment couch, for accurate and reproducible patient positioning
- Varian Exact technology and indexing immobilization patient positioning system along entire length of the overlay
- Carbon fiber construction with foam core provides a durable, lightweight device with outstanding imaging properties
- Easily locks and unlocks from the CT Table, providing easy transition between therapy and diagnostic procedures
- Measures 85.25 in (L) × 20.87 in (W) × 1.62 in (H)



E6315JE

Cat#	Description	Warranty					
E6315JE	RTP Flat Tabletop for CT and PET/CT Systems (Uses VT 1700, VT 2000, PET Global Table)	L					
E6315C	BrightSpeed Select Flat Tabletop	L					
Compatibility: (E6315JE)	<table border="0"> <tr> <td>CT:</td> <td> <ul style="list-style-type: none"> Revolution Maxima Revolution CT Revolution EVO Revolution HD Revolution GSI Discovery RT – 16 Discovery CT590 RT Discovery CT750 HD Optima CT660 Optima CT580 RT – 8, 16, W Optima CT540 </td> <td> <ul style="list-style-type: none"> BrightSpeed Excel – 4 BrightSpeed Select – 4, 8, 16 BrightSpeed Elite with ASiR BrightSpeed Elite Select with Enhanced LightSpeed VCT LightSpeed VCT Select LightSpeed RT 16, LightSpeed VCT 72 LightSpeed VCT XTE </td> <td>PET:</td> <td> <ul style="list-style-type: none"> Discovery IQ Discovery VCT/VCT RX Optima PET/CT 560/560FX Discovery PET/CT 600, 610, 690, 710 </td> </tr> </table>	CT:	<ul style="list-style-type: none"> Revolution Maxima Revolution CT Revolution EVO Revolution HD Revolution GSI Discovery RT – 16 Discovery CT590 RT Discovery CT750 HD Optima CT660 Optima CT580 RT – 8, 16, W Optima CT540 	<ul style="list-style-type: none"> BrightSpeed Excel – 4 BrightSpeed Select – 4, 8, 16 BrightSpeed Elite with ASiR BrightSpeed Elite Select with Enhanced LightSpeed VCT LightSpeed VCT Select LightSpeed RT 16, LightSpeed VCT 72 LightSpeed VCT XTE 	PET:	<ul style="list-style-type: none"> Discovery IQ Discovery VCT/VCT RX Optima PET/CT 560/560FX Discovery PET/CT 600, 610, 690, 710 	
CT:	<ul style="list-style-type: none"> Revolution Maxima Revolution CT Revolution EVO Revolution HD Revolution GSI Discovery RT – 16 Discovery CT590 RT Discovery CT750 HD Optima CT660 Optima CT580 RT – 8, 16, W Optima CT540 	<ul style="list-style-type: none"> BrightSpeed Excel – 4 BrightSpeed Select – 4, 8, 16 BrightSpeed Elite with ASiR BrightSpeed Elite Select with Enhanced LightSpeed VCT LightSpeed VCT Select LightSpeed RT 16, LightSpeed VCT 72 LightSpeed VCT XTE 	PET:	<ul style="list-style-type: none"> Discovery IQ Discovery VCT/VCT RX Optima PET/CT 560/560FX Discovery PET/CT 600, 610, 690, 710 			

PET/CT Software

INVIA Corridor 4DM Personal PET with CFR Option

Corridor 4DM provides multiple 2D and 3D polar maps for volumetric visualization and provides information to help with the assessment of cardiac function.

The 4DM Personal option is stand-alone software that has the complete functionality of Corridor 4DM. Instead of requiring a fixed installation on your PACS, camera, or integrated workstation, 4DM Personal has the ability to install on any Windows laptop or workstation – creating a portable and convenient nuclear cardiology review and reporting environment, or supplementing your 4DM Integrated installation.

PET Option

- Supports quantification and review of PET tomographic images
- Viewer for DICOM static and multiframe secondary screen captures
- 3 orthogonal plane viewer for tomographic images
- Volumetric fusion for paired imaging studies

PET CFR Option

- Compute coronary blood flow for Rb-82 PET dynamic imaging studies
- Compute coronary flow reserve (CFR) for a stress/rest Rb-82 PET dynamic cardiac imaging protocol

Flexible Scheduling

- 4DM Personal also allows for more flexibility with Technologist and Physician schedules. By not being locked to a specific workstation, technologists and physicians can process or review patient studies at any time, and not have to worry that a shared 4DM workstation is currently in use

Optimize Your Workflow

- Your site's processing and review should be as streamlined as possible. With 4DM Personal, you have the ability to receive reconstructed data from multiple cameras or workstations and read and save to one central location, providing increased flexibility for workflow design



E8510DM

Each Corridor 4DM Personal product includes the following:

- One 4DM License Manager - Personal
- One 4DM Personal PET Floating License of the software (no annual license fees)
- Coronary Flow Reserve (CFR) Option
- One Corridor Browse
- One year maintenance and tech support
- One year of upgrades
- For US/Canada, 1 day on-site installation, configuration, and training by INVIA

Recommended System Requirements

- Supported Operating Systems: Windows® XP (SP 2 or later); Windows Vista; Windows 7, Windows 8, Windows Server 2003, Windows Server 2008 R2 and 2012 R2
- Processor Speed: 2.0 GHz or greater
- Memory: 3 GB recommended
- Display: 24-bit color; 1000 x 700 minimum resolution; 1280 x 1024 or higher recommended
- 3D Graphics Card: 128 MB minimum; 256 MB or higher recommended
- Disk Space: 1 GB required for installation; 2-4 GB additional disk space for image files
- Hardware: CD-ROM drive required

Cat#	Description	Warranty
E8510DM	INVIA Corridor 4DM Personal PET with CFR Option ^{††}	H

^{††} Catalog does not include hardware. Corridor 4DM does not control hardware, nor acquire images, and does not make diagnoses.

CT Software

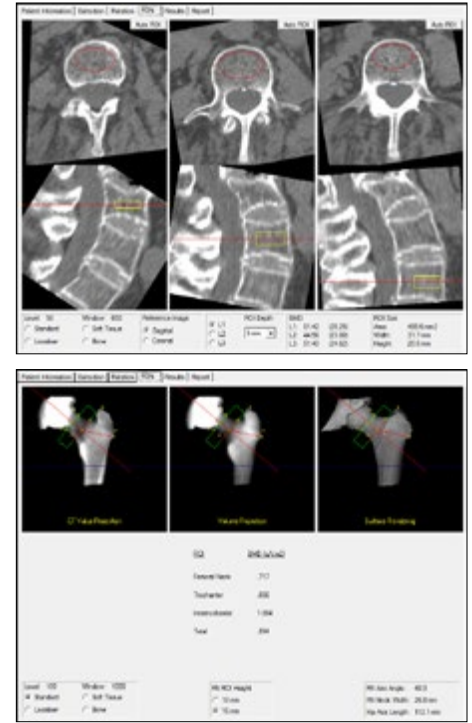
Mindways QCT PRO™ Spine and Hip BMD System

Features/Benefits:

- Complete Spine and Hip QCT BMD system
- 3D Volumetric Spine module isolates and measures only trabecular bone for high sensitivity, and early detection of bone loss and therapeutic response
- CTXA-Hip module produces DXA-equivalent hip measurements
- QCT PRO framework manages the patient database, quality control administration, and report generation
- All BMD results are provided as printed, color reports, and can be exported to PACS
- One set of software can support multiple CT scanners

Package Includes:

- Software with User's Guide
- New Solid QA and Calibration Phantoms and accessories
- SlicePick for extracting a subset of images from a larger data set (e.g. an abdomen CT)
- One day, on-site installation and training



E8008KC

Cat#	Description	Warranty
E8008KC	Mindways QCT PRO 3D BMD Package	H

Compatibility: Any DICOM-ready CT or PET/CT scanner

MICT Miscellaneous Accessories

Closed Circuit TV System

This closed-circuit TV camera package allows for visual monitoring of your patients during their scans and now features an optional integrated recording feature for high-risk patients and for security purposes. Ceiling or wall mounted fixed camera is unobtrusive and transmits high-quality color images in real time to the operator's console where a 17 in TFT LCD monitor is located. A dual camera system is also available allowing split-screen viewing by the technologists to see both the front and back sides of the bore simultaneously.

CCTV System includes:

- 17 in TFT LCD color monitor
- Compact color camera(s) with lens
- Signal interface box
- Exterior-mount power supply
- Mounting brackets for camera(s)
- Set of 3 cables: 10 ft, 40 ft, 100 ft
- Remote control



E8812CF



E8812CL




Cat#	Description	Warranty
E8812CF	CCTV System with 17 in LCD Monitor	H
E8812CL	CCTV System (2 camera kit) with 17 in LCD Monitor	H

Imaging Phantoms

PET Annulus DQA (Daily Quality Assurance) Imaging Phantom

Designed exclusively for the Discovery™ MI, Discovery IQ PET and SIGNA™ PET/MR systems

- Make sure you're getting the most from your GE system by checking it with our custom designed imaging phantoms
- Recommended for accurate calibration of your PET detector and easier quality control
- Designed to be held in place during use by standard source holders provided with scanning equipment
- No mechanical maintenance is required



E8008PN

Note: All pin, flood and phantom sources are non-returnable and non-refundable. Copy of site license must be provided before order can be filled.

Cat#	Description	Warranty
E8008PN	Daily Quality Assurance (DQA) Phantom for use with Discovery MI, Discovery IQ PET and SIGNA PET/MR systems	W

Compatibility: Discovery MI, Discovery IQ and SIGNA PET/MR systems

Note: When not in use, secure this sealed source in a protected shielded area. Should cleaning become necessary, use a cloth moist with mild soap and water. Do not use strong organic solvents for cleaning plastic sources. Leak test annually.

VQC (Volumetric Quality Control) Imaging Phantoms

- Make sure you're getting the most from your GE system by checking it with our custom designed imaging phantoms
- Recommended for accurate calibration of your PET or CT detector and easier quality control
- Designed to be held in place during use by standard source holders provided with scanning equipment
- No mechanical maintenance is required



E8008PC/E8008P

Note: All pin, flood and phantom sources are non-returnable and non-refundable. Copy of site license must be provided before order can be filled.

Cat#	Description	Warranty
E8008PC	Volumetric Quality Control Phantom for use with Discovery IQ PET system 2 ring (10 cm) detector	W
E8008P	Volumetric Quality Control Phantom for use with Discovery MI and Discovery IQ PET system 3, 4, 5 ring (15 cm, 20 cm, 25 cm) detectors, and Discovery 710, 690, 610, 600 and Optima 560	W

Reference: See Pin Sources & Phantoms Reference Guide on page 33

VQC (Volumetric Quality Control) Imaging Phantom

- Make sure you're getting the most from your GE system by checking it with our custom designed imaging phantoms
- Recommended for accurate calibration of your PET/MR detector and easier quality control
- Designed to be held in place during use by standard source holders provided with scanning equipment
- No mechanical maintenance is required

Note: All pin, flood and phantom sources are non-returnable and non-refundable. Copy of site license must be provided before order can be filled.



E8008PM

Cat#	Description	Warranty
E8008PM	Volumetric Quality Control (VQC) Phantom for use with the SIGNA PET/MR system	W
Compatibility: SIGNA PET/MR system		

Volumetric Quality Control (VQC) Modules

- Make sure you're getting the most from your GE system by checking it with our custom designed imaging phantoms
- Recommended for accurate calibration of your PET/MR detector and easier quality control
- Designed to be held in place during use by standard source holders provided with scanning equipment
- No mechanical maintenance is required

Note: All pin, flood and phantom sources are non-returnable and non-refundable. Copy of site license must be provided before order can be filled.



E8008PE

Cat#	Description	Warranty
E8008PE	SIGNA PET/MR Volumetric Quality Control (VQC) modules – Germanium-68, 3/set PET spheres	W
Compatibility: SIGNA PET/MR system		

PET Annulus Phantom Shields

- Container latch seals the phantom inside to ensure radiation gaps are eliminated
- Wheels feature swivel castors for easy mobility and wheel locks for added stability (Cat# E8008PS)
- Lid features a handle for easier opening
- Spring loaded covered hinge assists when lifting the lid
- Latch includes option to use a padlock to secure the phantom in the container
- Gusset holes allow the facility to secure the shield to the site with a chain or cable
- The container's interior walls feature a soft plastic for easier insertion and removal of the phantom
- Shield features foam cushioning on the lid's top and container's bottom as required for mobile applications (Cat# E8008PT)
- Lid may be secured in the closed position for mobile transportation using the integrated knob (Cat# E8008PT)
- Weight – approximately 300 lb/136 kg



E8008PS



E8008PT – mobile application



Mobile applications phantom shield does not have wheels so it can be bolted directly to the MMU (Mobile Medical Unit) floor (Cat# E8008PT)

Cat#	Description	Warranty
E8008PS	Annulus Phantom Shield Container – non-mobile use only	K
E8008PT	Annulus Phantom Shield Container – validated for use in mobile application	K

Compatibility: DQA Phantom (Cat# E8008PN) only

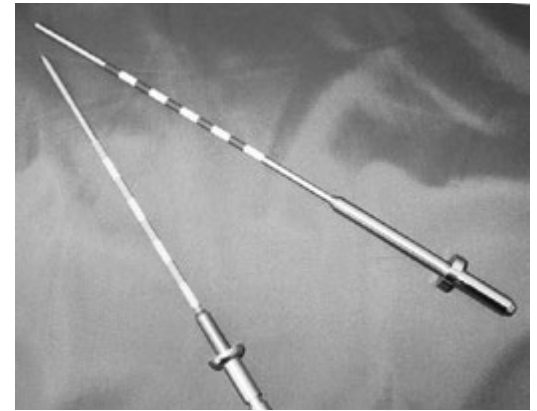


PET Pin Sources

Isotope Products Laboratories Ge-68 Pin Sources

- Utilized to calibrate PET scanner systems
- Used as a transmission standard to provide a tissue density correction to permit accurate diagnostic scanning of patients
- Ge-68 uniformly dispersed in a ceramic medium with an outer stainless tube and permanently sealed end caps

Note: All pin, flood and phantom sources are non-returnable and non-refundable. Copy of site license must be provided before order can be filled.



Cat#	Description	Warranty
E8690AA	Advance Transmission Pin Source	H
E8690AB	PET Advance/Discovery LS Normalization Pin Source	H
E8690AD	Discovery ST Pin Source	H
E8690AE	Discovery 690 Pin Source	H
E8690AF	Discovery 600 Pin Source	H

Reference: See Pin Sources & Phantoms Reference Guide on page 33

Flood and Pin Sources

Co-57 Cobalt Flood Sources

- Recommended for accurate calibration of your camera and easier quality control
- Isotope Products Laboratories (IPL) Co-57 flood sources are manufactured and 100% tested to have a coefficient variation of less than or equal to $\hat{A}\pm 0.7\%$, and integral uniformity of less than or equal to $\hat{A}\pm 1.7\%$. NOTE: Gamma imaging procedures require less than or equal to $\hat{A}\pm 1\%$ coefficient variation
- Co-57 photon energies simulate Tc-99m
- Used to test uniformity of gamma cameras
- Co-57 flood sources contain Cobalt-57 uniformly dispersed in an epoxy medium fully sealed in a high-integrity polymer encapsulation
- Radio nuclide purity is greater than 99.9% (exclusive of Cobalt-56 and Cobalt-58, < 0.15% combined)
- Shielded carrying case for easy storage; cases have casters that allow opening and source access without lifting. Lead shielding minimizes personnel exposure and reduces background radiation levels

Note: All pin, flood and phantom sources are non-returnable and non-refundable. Copy of site license must be provided before order can be filled.



E8505JC



E8505JE

Cat#	Description	Active Dimensions	Overall Dimensions	Nominal Activity	Warranty
E8505JC	IPL Rectangular Co-57 Flood Source	23.9 x 16.4 in (60.7 x 41.7 cm)	25.4 x 17.9 in (64.5 x 45.5 cm)	10 mCi	H
E8505JE	IPL Square Co-57 Flood Source	9.92 x 9.92 in (25.2 x 25.2 cm)	11.5 x 10.24 in (29.2 x 26.0 cm)	20 mCi	H

Reference: See Flood Sources Reference Guide on page MICT 34

PET/CT and PET/MR Pin Sources & Phantoms Reference Guide

GE System	Cat#	Description	Application	Nuclide	Activity
Discovery IQ 2 ring (10 cm)	E8008PC	Volumetric Quality Control Phantom for use with Discovery IQ PET system 2 ring (10 cm) detector	Phantom for Volumetric Registration	Ge-68	0.095 mCi (3.5 MBq)
	E8008PN*	Daily Quality Assurance Phantom for use with the SIGNA PET/MR, Discovery IQ or Discovery MI/MI DR	Daily Quality Assurance	Ge-68	1.49 mCi (55 MBq)
Discovery IQ 3 ring (15 cm) Discovery IQ 4 ring (20 cm) Discovery IQ 5 ring (25 cm) Discovery MI Discovery MI DR	E8008P	Volumetric Quality Control Phantom for IQ 3-ring, IQ 4-ring, IQ 5-ring, Discovery 710, 610, 690, 600, Optima 560 or Discovery MI/MI DR	Phantom for Volumetric Registration	Ge-68	95 uCi (3.515 MBq)
	E8008PN*	Daily Quality Assurance Phantom for use with the SIGNA PET/MR, Discovery IQ or Discovery MI/MI DR	Daily Quality Assurance	Ge-68	1.49 mCi (55 MBq)
SIGNA PET/MR	E8008PM	Volumetric Quality Control (VQC) Phantom for use with the SIGNA PET/MR system	Phantom for Volumetric Registration	Ge-68	0.095 mCi (3.5 MBq)
	E8008PN*	Daily Quality Assurance Phantom for use with the SIGNA PET/MR, Discovery IQ or Discovery MI/MI DR	Daily Quality Assurance	Ge-68	1.49 mCi (55 MBq)
	E8008PE	SIGNA PET/MR Volumetric Quality Control (VQC) modules – set of 3 PET spheres	Coil QC	Ge-68	0.019 mCi (0.7 MBq) x3
Discovery PET/CT 710	E8690AE	Pin Source for Discovery 710, 690	Normalization PIN	Ge-68	0.5 mCi (18.5 MBq)
Discovery PET/CT 690	E8008P	Volumetric Quality Control Phantom for IQ 3-ring, IQ 4-ring, IQ 5-ring, Discovery 710, 610, 690, 600, Optima 560 or Discovery MI/MI DR	Phantom for Volumetric Registration	Ge-68	95 uCi (3.515 MBq)
Discovery PET/CT 610 Discovery PET/CT 600 Optima PET/CT 560	E8690AF	Discovery 600 Pin Source	Normalization PIN	Ge-68	270 uCi (10 MBq)
	E8008P	Volumetric Quality Control Phantom for IQ 3-ring, IQ 4-ring, IQ 5-ring, Discovery 710, 610, 690, 600, Optima 560 or Discovery MI/MI DR	Phantom for Volumetric Registration	Ge-68	95 uCi (3.515 MBq)
Advance Nxi, Discovery LS	E8690AA	Advance Transmission Pin Source	Transmission Rod	Ge-68	10 mCi (370 MBq)
	E8690AB	PET Advance/Discovery LS Normalization Pin Source	Normalization Rod	Ge-68	1.6 mCi (60 MBq)
Discovery ST / VCT	E8690AD	Pin Source for Discovery ST	Calibration Rod	Ge-68	1.49 mCi (55 MBq)

*There are 2 options for a PET Annulus Phantom Shield for the DQA phantom (E8008PN). One option features swivel castors for easy mobility (E8008PS), while the other option can be bolted directly to the MMU (Mobile Medical Unit) floor (E8008PT).



Nuclear Medicine Flood Sources Reference Guide


GE System	Configuration	Camera UFOV (Useful Field of View)	Source Active Dimensions	GE Cat# for Rigid Flood Source	GE Catalog Description	Source Active Dimensions
Brivo NM 615	Rectangular	21.25 in x 15.75 in	24.05 in x 16.55 in	E8505JC	IPL Rectangular Co-57 Flood Source	23.88 in x 16.44 in
Discovery NM 630	Rectangular	21.25 in x 15.75 in	24.05 in x 16.55 in	E8505JC	IPL Rectangular Co-57 Flood Source	23.88 in x 16.44 in
Optima NM/CT 640	Rectangular	21.25 in x 15.75 in	24.05 in x 16.55 in	E8505JC	IPL Rectangular Co-57 Flood Source	23.88 in x 16.44 in
Discovery NM/CT 670	Rectangular	21.25 in x 15.75 in	24.05 in x 16.55 in	E8505JC	IPL Rectangular Co-57 Flood Source	23.88 in x 16.44 in
Discovery NM/CT 670 CZT	Rectangular	20.15 in x 15.5 in	24.05 in x 16.55 in	E8505JC	IPL Rectangular Co-57 Flood Source	23.88 in x 16.44 in
Discovery NM/CT 670 Pro	Rectangular	21.25 in x 15.75 in	24.05 in x 16.55 in	E8505JC	IPL Rectangular Co-57 Flood Source	23.88 in x 16.44 in
Ventri	Rectangular	14.6 in x 7.4 in	16 in x 10 in			16 in x 10 in
Discovery NM 530c	Square		9.9 in x 9.9 in	E8505JE		9.9 in x 9.9 in
Discovery NM 570c	Square		9.9 in x 9.9 in	E8505JE		9.9 in x 9.9 in
Discovery NM750b	Square		9.9 in x 9.9 in	E8505JE		9.9 in x 9.9 in
Infinia Hawkeye 4	Rectangular	20 in x 14 in	24.05 in x 16.55 in	E8505JC	IPL Rectangular Co-57 Flood Source	23.88 in x 16.44 in
300 AM	Circular	10 in	14 in			14 in
Maxi 2	Circular	15 in	18.5 in			18.5 in
Maxi 37	Circular	15 in	18.5 in			18.5 in
5000 Series	Circular	24 in	24 in			24 in
Discovery VH	Rectangular	20 in x 14 in	24.05 in x 16.55 in	E8505JC	IPL Rectangular Co-57 Flood Source	23.88 in x 16.44 in
DSTi/Dsi	Rectangular	12.99 in x 14 in	18 in x 14 in			18 in x 14 in
Maxxus	Rectangular	21 in x 18 in	24.05 in x 16.55 in	E8505JC	IPL Rectangular Co-57 Flood Source	23.88 in x 16.44 in
Starcam XRT	Rectangular	21 in x 18 in	24.05 in x 16.55 in	E8505JC	IPL Rectangular Co-57 Flood Source	23.88 in x 16.44 in
Starcam XCT	Circular	15.4 in	18.5 in			18.5 in
Starcam ACT	Circular	15.4 in	18.5 in			18.5 in
Optima	Rectangular	14 in x 9 in	16 in x 10 in			16 in x 10 in
Millennium MPS	Square	14.5 in x 14.5 in	24.05 in x 16.55 in	E8505JC	IPL Rectangular Co-57 Flood Source	23.88 in x 16.44 in
Millennium MPR, VG	Rectangular	15.75 in x 21.75 in	24.05 in x 16.55 in	E8505JC	IPL Rectangular Co-57 Flood Source	23.88 in x 16.44 in
Millennium MG	Rectangular	14 in x 20 in	24.05 in x 16.55 in	E8505JC	IPL Rectangular Co-57 Flood Source	23.88 in x 16.44 in
Neurocam	Rectangular	7.9 in x 6.7 in	10 in x 10 in		IPL Rectangular Co-57 Flood Source	10 in x 10 in
Myosite	Rectangular	20 in x 14 in	24.05 in x 16.55 in	E8505JC	IPL Rectangular Co-57 Flood Source	23.88 in x 16.44 in
Infinia II	Rectangular	20 in x 14 in	24.05 in x 16.55 in	E8505JC	IPL Rectangular Co-57 Flood Source	23.88 in x 16.44 in

GE System	GE Cat#	GE Catalog Description	Application	QTY	Nuclide	Activity
Millennium/Myosite (SPECT System)	NA		Attenuation Correction	1	Gd-153	450mCi (16.65BBq)

Quality Assurance

CT Performance Phantom

- Measures 9 separate performance parameters with just 1 device
- Permits the routine standardization of alignment, beam width, special uniformity, linearity/contrast, spatial resolution, linespread, noise, size independence and absorbed dose
- All components of the phantom are housed in a compact, transparent tank which holds the system together in the correct orientation
- Measures 15 in (L) x 8.5 in (W)



E8008D

Cat#	Description	Warranty
E8008D	CT Performance Phantom	H

Other MICT Accessories

USB External Hard Drives

GE offers both a 2 TB encrypted and standard USB external hard drive that is validated for use with our PET/CT systems.

- External hard drives are a user-accessible means of transferring list data to alternative storage, to permit keeping the data while freeing scanner resources for additional patients
- The encrypted hard drive (Cat #E8000HG) is FIPS 140-2 Level 2 validated, the cryptography standard required by the US federal government for protection of sensitive data. It covers 11 areas of its cryptographic security system. It also offers an integrated USB 3.0 cable enabling you to connect the drive at the flick of a finger



E8000HG



E8000HF

Cat#	Description	Warranty
E8000HG	2 TB USB Encrypted External Hard Drive	H
E8000HF	2 TB USB External Hard Drive	H

Anti-Fatigue Mats

GE Anti-Fatigue Mats

- Helps to reduce body stress and fatigue resulting from standing for long periods
- One of the most comfortable, buoyant anti-fatigue floor mats on the market
- Durable construction; sealed to prevent moisture absorption and facilitate cleanup



E7058A



E7058AB



E7058AC

Cat#	Description	Warranty
E7058A	GE Anti-Fatigue Floor Mat (Blue 3' x 5' x 5/8") – 20 lb	H
E7058AB	GE Anti-Fatigue Floor Mat (Gray 3' x 5' x 5/8") – 20 lb	H
E7058AC	GE Anti-Fatigue Floor Mat (Blue 2' x 3' x 5/8") – 9 lb	H

Slickers and Equipment Covers

CT Table and Footswitch Slickers

- Recommended for trauma centers and sites concerned about exposure to blood and fluid-borne disease
- May increase system uptime by protecting table from spills and particulate contaminants
- Easy to install and comfortable for patients
- Will not interfere with normal operation of the table
- Clear PVC plastic facilitates faster cleanup of blood and fluids
- Prevents contaminate buildup in hard to clean areas
- Thermosealed seams and flaps
- Footswitch slickers and table skirts help protect electronics
- Footswitch slicker includes Velcro® for secure fit



See pages MICT 41-43 for Slicker Reference Guides.

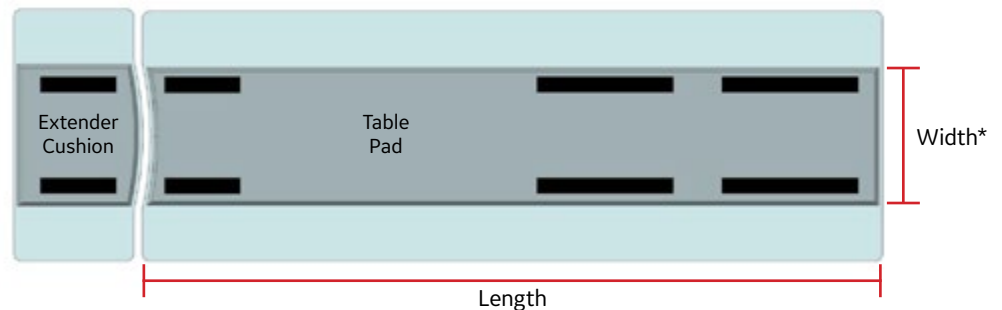
Cat#	Description	Warranty
CT Table Slickers for GE Systems		
E8016A	CT Table Slicker – 9800/HiLight Advantage Systems w/ Metal-Free Head Holder	H
E8016AB	CT Table Slicker – 9800/HiLight Advantage Systems w/o Metal-Free Head Holder	H
E8016AC	CT Table Slicker – CT/i and HiSpeed Advantage Systems w/ Metal-Free Head Holder	H
E8016AD	CT Table Slicker – HiSpeed Advantage Systems for Original Head Holder	H
E8016AH	CT Table Slicker – ProSpeed Plus System	H
E8016AM	CT Table Slicker – LightSpeed and BrightSpeed Power Systems	H
E8016AN	CT Table Slicker – CT Systems using the VT 2000 table	H
E8016AP	CT Table Slicker – BrightSpeed Select & HiSpeed Xi Systems	H
E8016AR	CT Table Slicker – CTe, CTe Dual and Brivo CT385 Systems	H
E8016AZ	CT Table Slicker – CT Systems using the VT 1700 table	H
E8016DA	CT Table Slicker – Revolution CT Cushion Set (NG Table only)	H
Footswitch Slickers and Table Skirts for GE Systems		
E8016AE	CT Footswitch Slicker – HiSpeed and LightSpeed Advantage Systems	H
E8016AF	CT Slicker Table Skirt – HiSpeed Advantage Systems (2 pc set)	H
E8016BA	CT Footswitch Slicker – CT Systems using the VT 1700 & 2000 Table	H
E8016DC	CT Footswitch Slicker – Revolution CT (NG Table)	H
PET/CT Table Slickers		
E8016BL	PET/CT Table Slicker – Discovery MI/MI DR, Discovery IQ, Discovery VCT/VCT RX, Discovery PET/CT 600, 610, 690, 710 and Optima PET/CT 560/560FX (PET Global Table)	H
E8016BM	PET/CT Table Slicker – PET Discovery ST/LS	H

CT & PET/CT Table Slicker Reference Guide

	Cat #	Item Description	Image	Set Content	System Compatibility	Table Compatibility	Dimensions		
							Length	Width	Flap
Slicker Cushions	E8016AN	CT Table Slicker - Revolution Frontier, Revolution HD/EVO, Discovery 750HD, Discovery VCT Pro/Select & Optima CT660 Systems (with VT 2000 table)		C, E, H	Revolution HD/GSI/EVO, Discovery 750HD, Discovery VCT Pro/Select & Optima CT660 Systems	VT 2000	103 in (2616 mm)	17 in (432 mm)	6.38 in (162 mm)
	E8016AZ	CT Table Slicker - Revolution HD/GSI/EVO, Discovery 750HD, LightSpeed VCT (Pro/Select) & Optima CT660 Systems (with VT 1700 table)		C, E, H	Revolution HD/GSI/EVO, Discovery 750HD, LightSpeed VCT (Pro/Select) & Optima CT660 Systems	VT 1700	82.75 in (2102 mm)	17 in (432 mm)	6.38 in (162 mm)
	E8016AM	CT Table Slicker - LightSpeed and BrightSpeed Power Systems		C, E, H	LightSpeed and BrightSpeed Power Systems	GT 1700V (BrightSpeed Power)	92 in (2337 mm)	17 in (432 mm)	6.38 in (162 mm)
	E8016DA	CT Table Slicker - Revolution CT Cushion Set (NG Table)		C, E, H	Revolution CT	NG Table	85.5 in (2172 mm)	17 in (432 mm)	6.38 in (162 mm)
	E8016BL	PET/CT Table Slicker - Discovery MI/MI DR Discovery IQ, Discovery VCT/VCT RX, Discovery PET/CT 600, 610, 690, 690 ADC, 710 & Optima PET/CT 560/560X (PET Global Table)		C, E, H	Discovery MI/MI DR Discovery IQ, Discovery VCT/VCT RX, Discovery PET/CT 600, 610, 690, 690 ADC, 710 & Optima PET/CT 560/560X	PET Global Table	110.5 in (2807 mm)	17 in (432 mm)	6.38 in (162 mm)
	E8016BM	PET/CT Table Slicker - PET Discovery ST/LS		C, E, H	PET Discovery ST/LS	TBD	105.5 in (2680 mm)	17 in (432 mm)	6.38 in (162 mm)

Reference Key:





- C - Cover
- G - Gantry Shield
- H - Catheter Bag Holder



*Width dimension is the width of the pad, not including flaps.



CT & PET/CT Slicker Accessories Reference Guide

	Cat #	Item Description	Image	Set Content	System Compatibility	Table Compatibility	Dimensions		
							Length	Width	Flap
Accessories	E8016AE	CT Footswitch Slicker - HiSpeed and LightSpeed Advantage Systems		F, V	HiSpeed and LightSpeed Advantage Systems	n/a	21.5 in (546 mm)	23 in (584 mm)	N/A
	E8016BA	CT Footswitch Slicker - Revolution Frontier, Revolution HD/EVO, Discovery 750HD, LightSpeed VCT (Pro/Select), Optima CT660 systems (with VT1700, VT 2000 table)		F, V	Revolution HD/GSI/EVO, Discovery 750HD, LightSpeed VCT (Pro/Select), Optima CT660 systems (with VT1700, VT 2000 table)	VT 2000 or VT 1700	23.5 in (597 mm)	28 in (711 mm)	N/A
	E8016DC	CT Footswitch Slicker - Revolution CT (NG Table)		F, V	Revolution CT	NG Table	35 in (889 mm)	22.44 in (570 mm)	N/A
	E8016AF	CT Slicker Skirt - HiSpeed Advantage Systems (2 pc set)		S, V	HiSpeed Advantage Systems	n/a	36 in (914 mm)	13 in (330 mm)	N/A

Reference Key:

F - Footswitch Cover

S - 2 Skirts

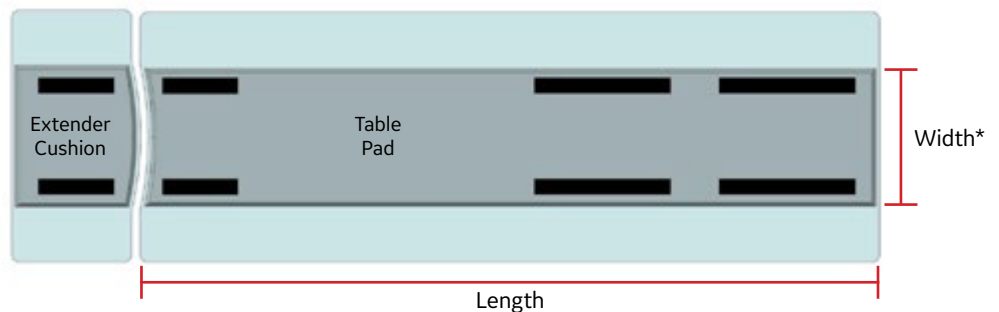
V - Velcro

CT Slicker Covers Reference Guide

Cat #	Item Description	Image	Set Content	System Compatibility	Table Compatibility	Dimensions		
						Length	Width	Flap
E8016A	CT Table Slicker - 9800/HiLight Advantage Systems w/ Metal-Free Head Holder		C, E, H	9800/HiLight Advantage Systems	n/a	78 in (1981 mm)	15 in (381 mm)	7.5 in (191 mm)
E8016AB	CT Table Slicker - 9800/HiLight Advantage Systems w/o Metal-Free Head Holder		C, E, H	9800/HiLight Advantage Systems	n/a	75 in (1905 mm)	15 in (381 mm)	7.5 in (191 mm)
E8016AR	CT Table Slicker - CTe, CTe Dual and Brivo CT385 Systems		C, E, H	CTe, CTe Dual, Brivo CT385	n/a	82.5 in (2096 mm)	12.5 in (318 mm)	6.13 in (156 mm)
E8016AP	CT Table Slicker - BrightSpeed Select & HiSpeed Xi Systems		C, E, H	BrightSpeed Select & HiSpeed Xi Systems	n/a	86.75 in (2203 mm)	16.5 in (419 mm)	6.25 in (159 mm)
E8016AC	CT Table Slicker - CT/i and HiSpeed Advantage Systems w/ Metal-Free Head Holder		C, E, H	CT/i and HiSpeed Advantage Systems	n/a	92 in (2337 mm)	17 in (432 mm)	6.25 in (159 mm)
E8016AD	CT Table Slicker - HiSpeed Advantage Systems for Original Head Holder		C, E, H	HiSpeed Advantage Systems	n/a	88.5 in (2248 mm)	16 in (406 mm)	7 in (178 mm)
E8016AH	CT Table Slicker - ProSpeed Plus System		C, G, H	ProSpeed Plus	n/a	79 in (2007 mm)	13 in (330 mm)	7 in (178 mm)

Reference Key:

- C - Cover
- E - Extender Cover
- G - Gantry Shield
- H - Catheter Bag Holder



*Width dimension is the width of the pad, not including flaps.

Sterile Covers for CT

Sterile Covers for CT Interventional Procedures

Soft, clear, sterile polyethylene covers help protect equipment from fluid contamination during CT interventional procedures.

Sterile Starter Kit includes the following items for each procedure, 15 procedures per case:

- (1) remote control cover (8.4 × 83.8 cm) with clips to secure cover to cord
- (1) hand control cover (8.4 × 83.8 cm) with clips and attached latex bands for securing hand control to physician’s arm for greater mobility
- (2) CT rail covers (38.1 × 76.2 cm) w/6 tape pieces for securing. Slip cover allows cover to be slid around control bracket, then taped together
- (1) monitor handle cover (21 × 8.9 cm) for sterile adjustment of CT monitor, fastens to handle with attached adhesive strip
- (2) hand grip/remote control covers (10.2 × 25.4 cm) with latex bands for securing to hand grip



E8003N



E8003NE


Cat#	Description	Packaging	Warranty
E8003N	Sterile Cover Starter Kit for Interventional CT	15/Case	K
E8003NE	Sterile CT Table Hand Grip Cover	50/Box	K

Compatibility:

Revolution EVO	LightSpeed VCT – 32, 64
Revolution HD	LightSpeed RT 4, 16
Revolution GSI	LightSpeed 16
Discovery RT	BrightSpeed Elite – 16
Discovery CT590 RT	BrightSpeed Edge – 8
Discovery CT750 HD	BrightSpeed Select – 4, 8, 16
Optima CT660	
Optima CT580 RT - 8, 16, W	
Optima CT540	
Optima CT520	



CT & PET/CT Replacement Table Pads

PET GT table and CT VT/GT 1700/1700V, VT 2000/2000X, High Capacity tables





Cat# E8004F

Length: 2784 mm (109.6 in)
 Width: 406 mm (16 in)
 Height: 45 mm (1.8 in)
 Thickness: 25 mm (.98 in)
 Radius: 500 mm (19.7 in)
 Weight: 2.9 kg (6.4 lb)





Cat# E8004FP

Length: 2615 mm (103 in)
 Width: 406 mm (16 in)
 Height: 45 mm (1.8 in)
 Thickness: 25 mm (.98 in)
 Radius: 500 mm (19.7 in)
 Weight: 2.8 kg (6.2 lb)



Cat# E8004FN

Length: 2065 mm (81.3 in)
 Width: 406 mm (16 in)
 Height: 45 mm (1.8 in)
 Thickness: 25 mm (.98 in)
 Radius: 500 mm (19.7 in)
 Weight: 2.1 kg (4.6 lb)



Cat# E8004FR


Length: 381 mm (15 in)
 Width: 406 mm (16 in)
 Height: 45 mm (1.8 in)
 Thickness: 25 mm (.98 in)
 Radius: 500 mm (19.7 in)
 Weight: 0.4 kg (0.88 lb)

Cat#	Description	Warranty
E8004F	Replacement table pad for Global PET table: Discovery IQ systems, Discovery VCT/VCT RX, Discovery PET/CT 600/610/690/710, Optima PET/CT 560/560 FX	H
E8004FP	Replacement table pad for CT tables: VT 2000, VT 2000X, High Capacity Table	H
E8004FN	Replacement table pad for CT tables: VT 1700, VT 1700V, GT 1700V	H
E8004FR	Replacement extender table pad for use in conjunction with catalogs E8004F/FN/FP	H

Reference: See Replacement Table Pad Reference Guide on page 45.



PET/CT Replacement Table Pads



Velcro



Cat# E8004SA

Length: 2241.55 mm (88.25 in)
 Width: 406.4 mm (16 in)
 Height: 25.4 mm (1 in)
 Weight: 2.72 kg (6 lb)

Cat# E8004SB

Length: 397 mm (15.63 in)
 Width: 406.4 mm (16 in)
 Height: 25.4 mm (1 in)
 Weight: .91 kg (2 lb)

Cat#	Description	Warranty
E8004SA	Replacement table pad – Same cradle pad as originally provided with the system. Use with: PET systems: PET Advance, Discovery LS (DLS), and Discovery ST/STe CT system: HiSpeed Advantage	H
E8004SB	Replacement extender table pad used with E8004SA – Same extender pad as originally provided with the system. Use with: PET systems: PET Advance, Discovery LS (DLS), and Discovery ST/STe CT system: HiSpeed Advantage	H

Reference: See Replacement Table Pad Reference Guide on page 45.

CT Replacement Table Pads Reference Guide

System	Table Commercial Name	Replacement Table Pad Cat #
Revolution CT	NG table	*Available as a FRU – 5433273 – Cradle Pad 5122945-5 – Extender Pad-400
Revolution Discovery CT Discovery CT 750HD, Revolution GSI, Revolution HD	VT 2000X table	E8004FP
	VT 2000 table	E8004FP
	VT 1700X table	E8004FN
Revolution EVO	VT 2000X table	E8004FP
	VT 2000 table	E8004FP
	VT 1700V table	E8004FN
Optima CT660	VT 2000 table	E8004FP
	VT 1700V table	E8004FN
	Lite table	*Available as a FRU – 2115985-5 LCC CRADLE PAD Positioning BSD Lite (BSD Lite)
Discovery CT590 RT, Optima CT580 RT, LightSpeed RT 16	High capacity table	E8004FP
	VT 1700 table	E8004FN
Optima CT540	GT 1700V table	E8004FN
Optima CT520	Lite table	*Available as a FRU – 2115985-5 LCC CRADLE PAD Positioning BSD Lite (BSD Lite)
BrightSpeed Power	GT 1700V table	E8004FN
BrightSpeed Lite	Lite table	*Available as a FRU – 2115985-5 LCC CRADLE PAD Positioning BSD Lite (BSD Lite)
HiSpeed Advantage	System's Standard table	E8004SA (Table Pad)
		E8004SB (Table Extender Pad)

*To order, contact your local GE Field Engineer.


PET/CT Replacement Table Pads Reference Guide

System	Table Commercial Name	Replacement Table Pad Cat #
Discovery IQ, Discovery VCT/VCT RX, PET/CT 600, 610, 690, 710 and Optima PET/CT 560/560FX	PET global table	E8004F (table pad)
		E8004FR (table extender pad)
PET Advance, Discovery LS (DLS), Discovery LS, ST/STe	System's standard table	E8004SA (table pad)
		E8004SB (table extender pad)

Table Pads and Straps

Table Pads – GE Nuclear Medicine Systems

- Quality replacement table pads for your GE Nuclear systems, covered in durable gray Naugahyde® material to match originals
- Optima table pad (E8500JC) designed for wingless Optima Table, measures 75 in x 12.5 in. Works with Optima Starcam or Optima NX tables without wings
- Table pad set (E8500JN), covered in gray Naugahyde material, includes:
 - (1) Table Pad (E8500JK), measures 0.5 x 17 x 66 in
 - (1) Extender Pad (E8500JL), measures 0.5 x 17 x 19 in
 - (2) Piece Naugahyde Strap Set (E8500JM), measures 3 x 74 in and 5 x 74 in with Velcro hook closures
- Replacement pieces also sold separately



Cat#	Description	Warranty
Table Pad for Optima Systems		
E8500JC	Optima Table Pad w/o Wings	H
Table Pad Set and Replacement Items		
E8500JN	Nuclear Medicine Table Pad Set (Includes Cat# E8500JK, E8500JL, & E8500JM)	H
E8500JK	Nuclear Medicine Table Pad, 0.5 x 17 x 66 in	H
E8500JL	Nuclear Medicine Extender Pad, 0.5 x 17 x 19 in	H
E8500JM	Nuclear Medicine Naugahyde Strap Set (2/set)	H
Compatibility:	Millennium MG	

Patient Positioning Aids

Replacement Straps for CT & PET/CT Systems GE Tables VT 1700, VT 2000, VT 2000X and PET Global table

- Enhance exam productivity and patient comfort, which help secure patients and bed linens within the field of view during scanning
- Narrow straps:
 - E8004GD (2.36 in (W) × 21.25 in (L); 2.36 in (W) × 41.73 in (L)),
 - E8004GG (2 straps 2.36 in (W) × 21.65 in (L))
- Medium straps:
 - E8004GE (5.90 in (W) × 21.25 in (L); 5.90 in (W) × 41.73 in (L)),
 - E8004GH (2 straps 5.90 in (W) × 21.65 in (L))
- Wide straps:
 - E8004GF (14.56 in (W) × 21.25 in (L); 14.56 in (W) × 41.73 in (L)),
 - E8004GJ (2 straps 14.56 in (W) × 21.65 in (L))



E8004GD



E8004GG



E8004GE



E8004GH



E8004GF



E8004GJ

Cat#	Description	Warranty
Narrow Straps		
E8004GD	Narrow Straps – 1 - 2.36 in (W) × 21.25 in (L) and 1 - 2.36 in (W) × 41.73 in (L)	H
E8004GG	Narrow Straps – 2 straps 2.36 in (W) × 21.65 in (L)	H
Medium Straps		
E8004GE	Medium Straps – 1 - 5.90 in (W) × 21.25 in (L) and 1 - 5.90 in (W) × 41.73 in (L)	H
E8004GH	Medium Straps – 2 straps 5.90 in (W) × 21.65 in (L)	H
Wide Straps		
E8004GF	Wide Straps – 1 - 14.56 in (W) × 21.25 in (L) and 1 - 14.56 in (W) × 41.73 in (L)	H
E8004GJ	Wide Straps – 2 straps 14.56 in (W) × 21.65 in (L)	H
Strap Kits		
E8004GK	Strap Set (Includes Cat# E8004GD, E8004GE, E8004GF)	H
E8004GL	Strap Set (Includes Cat# E8004GG, E8004GH, E8004GJ)	H

Quick Straps

- Disposable Velcro-like hook and loop strapping; can be cut to whatever length you need
- Smooth, non-adhesive back
- Sold per roll; choose 1.5 or 3 in. width



E6424GJ

E6424GK

Cat#	Description	Warranty
E6424GJ	Quick Straps – 1.5 in W × 30 ft Roll	H
E6424GK	Quick Straps – 3.0 in W × 30 ft Roll	H

Replacement Pads and Straps for GE CT Systems

- Enhance exam productivity and patient comfort with these vinyl and Velcro straps, which help secure patients and bed linens within the field of view during scanning
- Use narrow straps to bind legs (E8004FD); set of two: 16 in (L) × 6 in (W), and 32 in (L) × 6 in (W)
- Use wide straps to secure abdominal area (E8004FC); set of two: 22 in (L) × 14 in (W), and 32 in (L) × 14 in (W)




E8004FC



E8004FD



E8004FE



E8003DG



E8003DH



E8003DJ

Cat#	Description	Warranty
E8004FC	Wide Security Straps (2/set)	H
E8004FD	Narrow Security Straps (2/set)	H
E8004FE	Wrist Security Straps (2/set)	H
E8003DG	Foam Sponges for Axial Head Holder (6/set)	H
E8003DH	Chin Straps for Axial Head Holder (3/set)	H
E8003DJ	Head Restraint for CT Axial Head Holder (3/set)	H

CIVCO Patient Positioning

- E8505NC – Vac-Lok Cushions form a custom mold of a patient’s anatomical contours and can easily be reflatd and remolded
- E8505NE – Clear Plastic Headrests provide enhanced repositioning, accuracy, and patient comfort (set of 6, sizes vary)
- E8505NF – Grip Rings offer patients an extra measure of security and comfort; the smooth blue vinyl is easy to wipe clean



E8505NC



E8505NE



E8505NF


Cat#	Description	Warranty
E8505NC	CIVCO Vac-Lok Cushion 100 x 70 cm, 35L fill	E
E8505NE	CIVCO Clear Plastic Headrests (6/set, sizes vary)	E
E8505NF	CIVCO Grip Rings, 4/set – 3, 4.25, 6, and 8 in	E



CT Head Holder and Table Accessories

CT Metal-Free Table Head Holder Accessories

- Exact replacement accessories for metal-free tables
- Cradle pad, extender pads and foot replacement pads are same as ones originally provided with system
- Axial Head Holder with carbon fiber construction (Cat# E8004TK) for low attenuation is exact replacement of original



E8004TC



E8004TK



E8004TG


Cat#	Description	Warranty
E8004TA	Metal-Free Head Holder Cradle Pad (90 x 16 in)	H
E8004TB	Metal-Free Extender Pad	H
E8004TC	Metal-Free Foot Extender	H
E8004TK	Metal-Free Carbon Fiber Axial Head Holder	H
E8004TG	Metal-Free Supine Coronal Head Holder	H
Compatibility:	Revolution EVO Revolution HD Revolution GSI Discovery RT Optima CT660 Optima CT580RT - 8, 16, W Optima CT540 Optima CT520 Brivo CT385, LightSpeed VCT 32 LightSpeed RT 4, 16 BrightSpeed EXCEL	BrightSpeed Edge CT LHiLight Advantage HiSpeed Advantage CT/i

CT Table Head Holder Accessories

- Exact replacement accessories for metal tables
- Axial Head Holder foam insert is half cylinder shape with cutouts (E8004S), 8 in (L) x 7.5 in (W)
- Large coronal Head Holder insert is half cylinder shape (E8004SL), 10.5 in (L) x 7.3 in (W), charcoal gray



E8004S



E8004SL

Cat#	Description	Warranty
E8004S	Head Holder Foam Insert	H
E8004SL	HiSpeed Coronal Head Holder Insert for Metal Tables	H

Replacement Support Pads

- Replacement table accessories to help make your CT exams more productive
- Head/Knee pad 9.5 in (H) x 15.75 in (W) x 26 in (L) in mist gray
- Small shoulder/ankle support pad 3 in (H) x 6 in (W) x 6 in (L) in mist gray



E8004SE

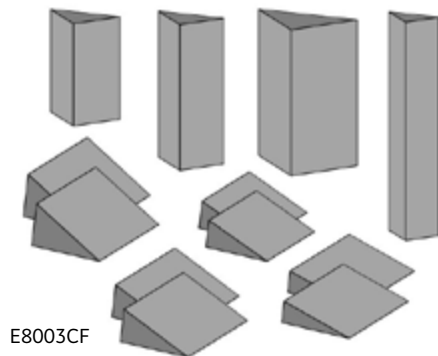


E8004SF

Cat#	Description	Warranty
E8004SE	Head/Knee Support Pad	H
E8004SF	Small Shoulder/Ankle Support Pad	H

Positioning Pad Wedge Kit

Number of Pads	Dimensions	
1	5 x 5 x 15 in	12.7 x 12.7 x 38.1 cm
1	6.63 x 6.63 x 12 in	16.8 x 16.8 x 30.5 cm
1	7 x 7 x 7 in	17.8 x 17.8 x 17.8 cm
1	10 x 10 x 10 in	25.4 x 25.4 x 25.4 cm
2	3 x 10 x 10 in	7.6 x 25.4 x 25.4 cm
2	3.75 x 9 x 8 in	9.5 x 22.9 x 20.3 cm
2	4.63 x 10 x 10 in	11.8 x 25.4 x 25.4 cm
2	6 x 10 x 10 in	15.2 x 25.4 x 25.4 cm



E8003CF

Cat#	Description	Warranty
E8003CF	Patient Positioning Wedge Kit – 12 pads	H

Arm Rests & Leg Rests for Nuclear Systems

Patient Arm Support

- Comfortably supports a patient's arms during various diagnostic and therapeutic medical procedures
- Engineered with flexibility to fit most imaging tables
- Helps improve productivity and increase technician's efficiency
- Includes (2) disposable pillows, (2) mounting straps and (1) hand held strap
- Dimensions – 21 in (W) x 13 in (D) x 9 in (H)



E8500NA

Cat#	Description	Warranty
E8500NA	R-Made Armrest	H

Patient Arm and Leg Rests

Catalog #E8500NB - Patient Armrest

- Suited for applications or imaging systems that demand narrow supports
- Hand strap included for patient comfort
- Black coating
- Flat base
- Includes (2) disposable pillows with cases
- Dimensions – 18.5 in (W) x 15 in (D) x 8 in (H)



E8500NB

Catalog #E8500NC - Contoured Leg Rest


- Designed to accommodate many patients
- Contoured Leg Rest helps prevent low back stress and pain that occurs during supine imaging and treatment
- Compatible with most Nuclear Imaging systems and may also be used in MRI, CT, and PET applications
- Constructed with a comfortable, full support polyfoam with a seamless coated finish
- Dimensions – 13 (W) x 17 (D) x 7 (H) in



E8500NC

Catalog #E8500PC - Patient Leg Rests (3/set)

- 3 piece set of patient leg rests – 5, 7 and 10 in (H)
- Constructed with a comfortable, full support polyfoam with a seamless coated finish



E8500PC
7 in shown
(5 and 10 in not shown)

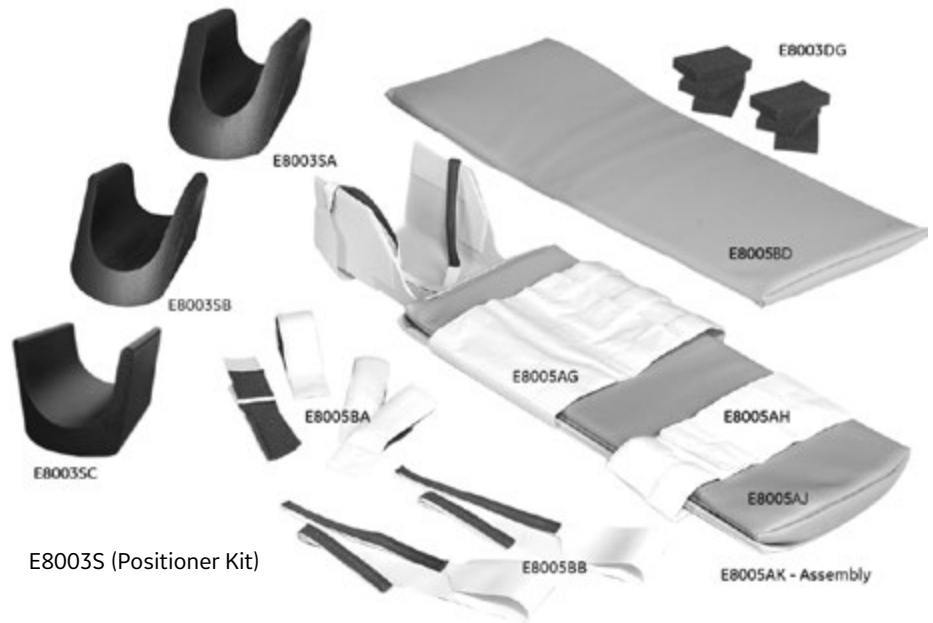
Cat#	Description	Warranty
E8500NB	Patient Armrest	H
E8500NC	Contoured Leg Rest – 7 in (H)	H
E8500PC	Patient Leg Rests – 5, 7 and 10 in (H) (3/set)	H
Compatibility: Most Nuclear, CT, and PET Imaging Systems		

CT Child Positioner Kit

- Designed for ease of use and enhanced patient comfort, while still helping to reduce body motions during supine studies
- Diagnostic images and staff efficiency may be improved because the child's entire body is restrained
- By reducing body motion and the need for retakes, it may also help to reduce patient exposure
- Replacement pieces also sold separately

Complete kit (E8003S) includes:

- (1) child positioner assembly (cradle only)
- (1) child positioner pad
- (3) sizes of child positioner head cushions
- (1) wide body strap – 10 in (W) x 39 in (L)
- (1) narrow body strap – 5 in (W) x 39 in (L)
- (4) wrist straps
- (3) head straps
- (6) foam sponges
- (1) thick cradle pad



E8003S (Positioner Kit)

Cat#	Description	Warranty
E8003S	CT Child Positioner Kit	H
Replacement Child Positioner Pads and Straps		
E8005AH	Child Positioner Body Strap – Narrow	H
E8005AG	Child Positioner Body Strap – Wide	H
E8005AJ	Child Positioner Pad – Mist Gray	H
E8005AK	Child Positioner Assembly; Cradle Only	H
E8003SA	Small Head Cushion for CT Child Positioner	H
E8003SB	Medium Head Cushion for CT Child Positioner	H
E8003SC	Large Head Cushion for CT Child Positioner	H
E8005BA	Child Positioner Wrist Strap – 4/set	H
E8005BB	Child Positioner Head Strap – 3/set	H
E8005BD*	Thick Cradle Pad for Children – Mist Gray	H
E8003DG	Foam Sponges for CT Axial Head Holder – 6/set	K

Compatibility: GE CT systems that incorporate a curved tabletop

*The E8005BD Thick Cradle Pad may be used with a standard table cradle.
This pad is not designed for use inside the Child Positioner Assembly (E8005AK).



Other MICT Accessories

Patient Transfer Boards

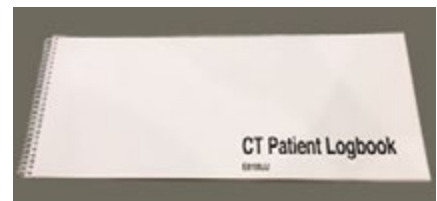
- Flexible patient transfer board – $\frac{3}{16}$ in high density polyethylene
- Narrow transfer board 18.25 in (W) × 73 in (L) × 0.5 in (H), includes four 1.5 × 16 in security straps
- Wide transfer board 23 in (W) × 73 in (L) × 0.5 in (H), includes four 1.5 × 16 in security straps
- Transfer board hanger can hold up to 5 patient transfer boards, either wide or narrow or both; includes mounting hardware



Cat#	Description	Warranty
E6328BF	Transfer Board Hanger	H
E6328BG	Transfer Board – Narrow	H
E6328BH	Transfer Board – Wide	H

CT Logbooks

- The GE CT Patient Logbook can be an effective way to track daily patient studies in the CT department
- Includes columns for date/time, patient information, clinical information, doctor/tech, contrast, scan information, exam number, archive media number and CT diagnosis
- Each logbook records 6 patients per page on 64 double-sided pages, for a total of 768 patients
- Five logbooks per box; sold per box



E8100JJ

Cat#	Description	Warranty
E8100JJ	CT Logbooks (5/box)	H

Uninterruptible Power Supplies

Uninterruptible Power Supplies (UPS)

- Helps provide reliable, clean, consistent power for Diagnostic Imaging and PACS systems
- Helps to eliminate power anomalies (noise, transients, over and under voltage), which could damage the system's sensitive computer components
- Enables the DI system to complete scanning after the loss of supply power and allows for the saving of valuable data and orderly system shutdown
- GE has tested and approved specific On-Line Double Conversion UPS models with GE Healthcare Diagnostic Imaging systems
- Configurations are available to support multi-modalities or even complete departments



Cat#	Description	Warranty
CT UPS		
E4502FB	100 kVA GE UPS SG Series	0
E4502FD	150 kVA GE UPS SG Series	0
E4502WA	150 kW 93PM (non-seismic) UPS, non-upgradeable, 6.1 min runtime	0
E4502WB	150 kW 93PM (seismic) UPS, non-upgradeable, 6.1 min runtime	0
E4502WC	150 kW 93PM (non-seismic) UPS, upgradeable, 8.4 min runtime	0
E4502WD	150 kW 93PM (seismic) UPS, upgradeable, 8.4 min runtime	0
E4502WE	50 kW UPM field upgrade for E4502WC and E4502WD	0
E4502WF	200 kW 93PM (non-seismic) UPS, non-upgradeable, 4.1 min runtime	0
E4502WG	200 kW 93PM (seismic) UPS, non-upgradeable, 4.1 min runtime	0
E4502FG	225 kVA GE UPS	0
E4502FF	300 kVA UPS	0
E4502F	14 kVA Partial UPS	0
E4502KZ	10 kVA Partial UPS	0
E4504CP	15 kVA Partial UPS	0
E4502YA	Seismic Kit for Cat# E4502F and E4502KY UPS	0

Cat#	Description	Warranty
PET UPS		
E4502JS	10 kVA GE LanPro 11U Single Phase UPS	0
E4502FB	100 kVA GE UPS SG Series	0
E4502FG	225 kVA GE UPS	0
E4502F	14 kVA Partial UPS	G
E4502YA	Seismic Kit for Cat# E4502F	0

Cat#	Description	Warranty
Nuclear Medicine UPS		
E4502KX	1.5 kVA Powercom VGS-1500 UPS for Discovery 750b	0
E4502JJ	6 kVA Eaton UPS	0
E4502FK	10 kVA GE LP33 Series UPS	0
E4502KZ	10 kVA Partial UPS	0
E4502YB	Seismic Kit for Cat# E4502JJ UPS	0
E4502KV	Powercom VGS-2000 2 kVA UPS, 120V, 50/60 Hz for Discovery NM530c	0



See Power Quality Compatibility Guide on page MICT 65-66



Transformer

Transformer

- Meets or exceeds DOE 2016, NEMA TP-1, NEMA premium and DOD CSL-3 efficiency requirements
- Qualified to the seismic requirements of ASCE7.05, IEEE-693-2005 and IBC-2006
- UL Listed
- Weather shields protect transformers from rain, snow and the elements when installed outdoors



Cat#	Description	Warranty
E4500TB	112.5 kVA Step Up Transformer – 208-480Y/277 Volt	Y
E4500AR	Weather Shield for 112.5 kVA Transformers	Y

Dynamic Sag Corrector

Dynamic Sag Corrector (DySC)

- Corrects for voltage sags at the system, department or facility level
- DySC is optimized for fast sag detection and response time (voltage detect time of 1 ms; sags are corrected with a peak voltage response time of 1.5 ms)
- A green power solution at > 99% energy efficiency, the DySC has no batteries and over time can offer lower cost of maintenance
- Smaller footprint and lighter weight than comparable (kVA) UPS systems
- Service Contracts offered by GE Healthcare



E4505SM/E4505SN

Cat#	Description	Warranty
E4505SL	110 Amp (92 kVA) ProDySC Dynamic Sag Corrector (includes limited, simple installation)	Y
E4505SJ	200 Amp (166 kVA) ProDySC Dynamic Sag Corrector (without installation)	Y
E4505SD	200 Amp (166 kVA) ProDySC Dynamic Sag Corrector (includes limited, simple installation)	Y
E4505SM	200 Amp GT (166 kVA) ProDySC Dynamic Sag Corrector (without installation)	Y
E4505SN	200 Amp GT (166 kVA) ProDySC Dynamic Sag Corrector (includes limited, simple installation)	Y
E4505SK	400 Amp (333 kVA) ProDySC Dynamic Sag Corrector (without installation)	Y
E4505SE	400 Amp (333 kVA) ProDySC Dynamic Sag Corrector (includes limited, simple installation)	Y



Maintenance Bypass Panels

Maintenance Bypass Panels

The Maintenance Bypass Panel feeds power to the UPS in the normal mode and enables an imaging system to operate when the UPS is in the manual bypass mode for routine servicing of the UPS or in the event of UPS failure.

- The UPS input and output breakers provide branch overcurrent protection, a disconnection/isolation means and OSHA lock out/tag out provisions
- The bypass breaker includes a control contact which interfaces with the UPS to switch into static bypass
- Each circuit breaker is permanently identified by function for ease of operation
- Helps reduce installation time by providing a pre-designed and tested system, eliminating the need to mount and wire a number of individual components
- Standardized design and testing helps ensure high product quality and system reliability
- Operations manual included to supplement UPS documentation
- UL and cUL listed, labeled, tested and conforms to National Electric Code



E4504CG

Cat#	Description	Warranty
E4504CG	100 kVA UPS Bypass Panel (Use with UPS catalog E4502FB)	Y
E4504CH	150 kVA UPS Bypass Panel (Use with UPS catalog E4502FD)	Y



See Power Quality Compatibility Guide on page MICT 65-66

Main Disconnect Panels

Main Disconnect Panels

Main Disconnect Panels provide emergency shut down, undervoltage protection, overcurrent protection, OSHA lockout tag provisions, and serves as a local disconnect for the GE Healthcare Diagnostic Imaging System.

- Helps reduce installation time by providing a single-point power connection, eliminating the need to mount and wire a number of individual components
- Standardized design and testing helps ensure high product quality and system reliability
- UL and cUL listed for compliance with National Electric Code
- Surface or semi-flush mounting
- Please consult your GE Healthcare Field Engineer to determine if this is the appropriate product for your needs before purchasing



Power Quality

Cat#	Description	Warranty
CT Main Disconnect Panel		
E4502BB	CT Main Disconnect Panel 90A 380-480VAC 50/60Hz 3 phases	Y
E4502BC	CT Main Disconnect Panel 110A 380-480VAC 50/60Hz 3 phases	Y
E4502BE	CT Main Disconnect Panel 125A 380-480VAC 50/60Hz 3 phases	Y
E4502BF	CT Main Disconnect Panel 150A 380-480VAC 50/60Hz 3 phases	Y
E4502BG	CT Main Disconnect Panel 175A 380-480VAC 50/60Hz 3 phases for Revolution Apex	Y
Nuclear Medicine/PET Main Disconnect Panels		
E4502SN	25 KAIC Millennium VG Main Power Disconnect Panel – 208Y/120V	Y
E4502SU	Optima NM/CT 640 Main Power Disconnect Panel	Y
E4502SV	Discovery NM630 and Brivo NM615 Main Power Disconnect Panel	Y
E4502AG	Main Disconnect Panel 90A 380-480VAC 50/60Hz 3 phases for Discovery NM/CT670 and NM/CT870	Y
E4502AH	Main Disconnect Panel 110A 380-480VAC 50/60Hz 3 phases for Discovery NM/CT670 and NM/CT870	Y

See Power Quality Compatibility Guide on page MICT 65-66



AC Lighting Controllers

AC Lighting Controllers

- “X-ray in Use” warning and room lighting control panel provides a low voltage interface between the “X-ray in Use” warning lights, interior room general lighting systems and the system
- Convenient, push on/off pre-wired footswitch for control of room general lighting
- Enhances servicing safety by the use of a low voltage interface circuit between the imaging system and the line voltage lighting system



E4502SS

Cat#	Description	Warranty
E4502SS	X-ray Warning and Room Lighting Control Panel (X-ray, Vascular, R&F)	Y
E4502RL	X-ray Warning Light Control Panel (CT, MR, X-ray)	Y



See Power Quality Compatibility Guide on page MICT 65-66

Power Quality Compatibility Guide

CT Systems	Full UPS Cat #	Full UPS Description	Partial UPS Cat #	Partial UPS Description	Maintenance Bypass Panel	Main Disconnect Panel	AC Lighting Controller
Discovery CT 750HD, Revolution CT, Revolution Frontier, Revolution HD, Revolution GSI	E4502WA E4502WB E4502WC E4502WD	150 kW UPS (non-seismic) 150 kW (seismic OHSPD) 150 kW UPS (non-seismic, upgradeable to 200 kW for Apex) 150 kW (seismic OHSPD, upgradeable to 200 kW for Apex)	E4502F (E4502CA UPS Long Cable Kit & E4502YA* UPS Seismic Kit)	14 kVA partial system UPS	E4502WA/WB/WC/WD configurations include their own MBP. E4502WA/WB configurations include a wall-mounted load distribution panel.	E4502BE 125 Amp	E4502SS E4502RL
CT Revolution Apex	E4502WF E4502WG E4502WE	200 kW UPS (non-seismic) 200 kW (seismic OHSPD) 50 kW field upgrade of E4502WC or WD for use with Apex (200 kW)	E4502F (E4502CA UPS Long Cable Kit & E4502YA UPS Seismic Kit)	14 kVA partial system UPS	E4502WF/WG configurations include their own MBP	E4502BG 175A	E4502SS E4502RL
Optima CT660, Optima CT540/CT520,	E4502WA E4502WB	150 kW UPS (non-seismic) 150 kW (seismic OHSPD)	E4502KZ	10 kVA partial system UPS	E4502WA/WB configurations include their own MBP and a wall-mounted load distribution panel	E4502BE 125 Amp	E4502SS E4502RL
Revolution EVO	E4502FB E4502WA E4502WB	100 kVA UPS (non-seismic) 150 kW UPS (non-seismic) 150 kW (seismic OHSPD)	E4502KZ	10 kVA partial system UPS	E4504CG (use with E4502FB) E4502WA/WB configurations include their own MBP and a wall-mounted load distribution panel	E4502BB 90A E4502BE 125A	E4502SS E4502RL
Optima CT580 RT, Discovery CT590 RT, Optima CT580w	E4502FB (non-seismic)	100 kVA UPS	E4502KZ	10 kVA partial system UPS	E4504CG (use with E4502FB)	E4502BE 125 Amp	E4502SS E4502RL
LightSpeed Pro 32, LightSpeed VCT (LightSpeed 7.x series)	E4502WA E4502WB	150 kW UPS (non-seismic) 150 kW (seismic OHSPD)	E4502F (E4502CA UPS Long Cable Kit & E4502YA UPS Seismic Kit)	14 kVA partial system UPS	E4502WA/WB configurations include their own MBP and a wall-mounted load distribution panel	E4502BE 125 Amp	E4502SS E4502RL
CT/I, LS Qx/I (LightSpeed 1.x & 2.x series) LS Plus & LS Ultra (LightSpeed 3.x series) LightSpeed 16 (LightSpeed 4.x series) LS Plus & LS Ultra & LS 16 (LightSpeed 5.x series) BrightSpeed (5.x series)	E4502FB	100 kVA UPS	E4502KZ	10 kVA partial system UPS	E4504CG (use with E4502FB)	E4502BB 90 Amp	E4502SS E4502RL

E4502KZ includes the seismic kit.

*E4502YA is the seismic bracket for E4502F. E4502YB is the seismic bracket for E4502JJ.



Nuclear Medicine & Nuclear Medicine/CT Systems	Full UPS Cat #	Full UPS Description	Partial UPS Cat #	Partial UPS Description	Main Disconnect Panel
Discovery NM530c	E4502KV	2 kVA UPS			
Discovery NM630 & Brivo NM615	E4502JJ E4502YB*	6 kVA UPS			E4502SV
Discovery NM/CT 670, NM/CT 870, NM/CT850, NM/CT860	E4502FB	100 kVA UPS	E4502JJ E4502YB* E4502KZ	6 kVA UPS for NM part 10 kVA Partial System UPS for CT part	E4502AG 90Amp E4502AH 110A
Optima NM/CT 640	E4502FH	20 kVA UPS	E4502JJ E4502YB*	6 kVA UPS	E4502SU
Discovery 750b	E4502KX	1.5 kVA UPS			
Millenium Series: MG/MC Myosite, MPR MPS	E4502KV	2 kVA UPS			
Ventri Systems	E4502KV	2 kVA UPS			

Workstations

Xeleris, Xeleris View, Entegra, Genie P&R	EE4502KV	2 kVA UPS			
Xpert (Elscint)	E4502KV	2 kVA UPS			
POWERstation LNX	E4502KV	2 kVA UPS			

PET & PET/CT Systems	Full UPS Cat #	Full UPS Description	Partial UPS Cat #	Partial UPS Description	Maintenance Bypass Panel	Main Disconnect Panel	AC Lighting Controller
Discovery IQ, Discovery MI/MI-DR	E4502WA E4502WB	150 kW UPS (non-seismic) 150 kW (seismic OHSPD)			E4502WA/WB configurations include their own MBP and a wall-mounted load distribution panel		E4502SS E4502RL
Discovery ST (Including Mobile)	E4502FB	100 kVA UPS	E4502F E4502YA*	14 kVA Partial	E4504CG (use with E4502FB)	E4502BB 90 Amp w/ Auto restart	E4502SS E4502RL
Discovery ST-HP (PET w/LS 16 5.x series) (Including Mobile)	E4502FB	100 kVA UPS	E4502F E4502YA*	14 kVA Partial	E4504CG (use with E4502FB)	E4502BB 90 Amp w/ Auto restart	E4502SS E4502RL
Discovery-VCT (DVCT)	E4502FD	150 kVA UPS	E4502F E4502YA*	14 kVA Partial	E4504CH (use with E4502FD)	E4502BE 125 Amp w/ Auto restart	E4502SS E4502RL
Optima-PET/CT 560	E4502FB	100 kVA UPS	E4502F E4502YA*	14 kVA Partial	E4504CG (use with E4502FB)	E4502BB 90 Amp w/ Auto restart	E4502SS E4502RL
Optima-PET/CT 560 FX	E4502FB	100 kVA UPS	E4502F E4502YA*	14 kVA Partial	E4504CG (use with E4502FB)	E4502BB 90 Amp w/ Auto restart	E4502SS E4502RL
Discovery-PET/CT 600	E4502FB	100 kVA UPS	E4502F E4502YA*	14 kVA Partial	E4504CG (use with E4502FB)	E4502BB 90 Amp w/ Auto restart	E4502SS E4502RL
Discovery-PET/CT 690 elite	E4502WA E4502WB	150 kW UPS (non-seismic) 150 kW (seismic OHSPD)	E4502F E4502YA*	14 kVA Partial	E4502WA/WB configurations include their own MBP and a wall-mounted load distribution panel	E4502BB 90 Amp w/ Auto restart	E4502SS E4502RL
Discovery-PET/CT 690 VCT	E4502WA E4502WB	150 kW UPS (non-seismic) 150 kW (seismic OHSPD)	E4502F E4502YA*	14 kVA Partial	E4502WA/WB configurations include their own MBP and a wall-mounted load distribution panel	E4502BE 125 Amp w/ Auto restart	E4502SS E4502RL
Discovery-PET/CT 610 (16 & 64 slice)	E4502FB	100 kVA UPS	E4502F E4502YA*	14 kVA Partial	E4504CG (use with E4502FB)	E4502BB 90 Amp w/ Auto restart	E4502SS E4502RL
Discovery-PET/CT 710 (16 & 64 slice)	E4502WA E4502WB	150 kW UPS (non-seismic) 150 kW (seismic OHSPD)	E4502F E4502YA*	14 kVA Partial	E4502WA/WB configurations include their own MBP and a wall-mounted load distribution panel	E4502BE 125 Amp w/ Auto restart	E4502SS E4502RL
Radiotracer	E4502JS	10 kVA UPS					E4502SS E4502RL
MiniTrace Cyclotron	E4502FB	100 kVA UPS			E4504CG (use with E4502FB)		E4502SS E4502RL

*E4502YA is the seismic bracket for E4502F.

Save time. Order accessories online with Service Shop.

Auto-Reorder

Auto-Reorder

Set quantity, schedule frequency

Every 3 Months ▾

Customize the quantity and order frequency that works for you.

 Add to Cart

Add to cart

It's that easy. Your first order has been placed. The product will be auto-delivered at your preferred delivery frequency.



Manage reorders

In advance of each delivery, we will send you a reminder email for your upcoming delivery. Skip your deliveries or cancel your subscriptions at any time.



Quick Order

Know what you need to order? Batch order multiple items at once with Quick Order on Service Shop. Enter a list of item numbers or paste from an excel spreadsheet, select quantity and add to cart. Spend less time ordering!



Payment Options

Pay by PO or credit card or integrate your purchasing system.

Register now at ServiceShop.GEHealthcare.com

1. Visit GE Healthcare Service Shop, navigating to the registration link in the upper left-hand corner of the page.
2. Give us your account details. Pro tip: Provide your customer account number for expedited registration.
3. A welcome message will come to you through the email you provide. Start shopping!



GE Adventure Series – Customized Rooms




The GE Healthcare Design team will work with a small group of your hospital staff to create a custom layout and select themed graphics from the existing catalogs, or at times, create new appliques that fit the space and flow of each room.

In today's crowded markets, standing out and creating a unique patient experience can be a key to success. While Adventure Series provides a range of creative options to choose from, GE Healthcare understands that some discerning facilities desire something even more unique.

For those of you seeking a product experience custom tailored to you and your facility, we are pleased to offer you the ability to customize your Adventure Series room. GE Healthcare will work with you through the custom design process to create the experience you envision.

Adventure Series can be customized for the following spaces:

- Scan rooms
- Cafeterias
- Hallways
- Stress Lab
- Waiting rooms
- Exam rooms
- Uptake rooms







GE Adventure Series for CT - Pirate Island



Cat#	Description	Warranty
E1500CA	CT Pirate Island for Revolution Frontier, Revolution CT, Revolution EVO, Revolution HD, Discovery CT750 HD, Optima CT660/CT540/CT520, LightSpeed VCT, LightSpeed VCT XT, LightSpeed VCT XTe	Y
E1500ZA	Adventure Series - Hawaii, Alaska, Puerto Rico, Canada Install	n/a


 See GE Adventure Series Compatibility Guide on page MICT 76

GE Adventure Series for CT - Coral City



Adventure Series

Cat#	Description	Warranty
E1500CD	CT Coral City for Revolution Frontier, Revolution CT, Revolution EVO, Revolution HD, Discovery CT750 HD, Optima CT660/CT540/CT520, LightSpeed VCT, LightSpeed VCT XT, LightSpeed VCT XTe	Y
E1500ZA	Adventure Series - Hawaii, Alaska, Puerto Rico, Canada Install	n/a



 See GE Adventure Series Compatibility Guide on page MICT 76

To order: In U.S., call (866) 281-7545

Rev. 01/21



GE Adventure Series for PET/CT - Cozy Camp




Cat#	Description	Warranty
E1500PA	PET/CT Cozy Camp for Discovery 600/690 & Discovery IQ systems	Y
E1500PD	PET/CT Cozy Camp for Discovery VCT	Y
E1500ZA	Adventure Series - Hawaii, Alaska, Puerto Rico, Canada Install	n/a




See GE Adventure Series Compatibility Guide on page MICT 76

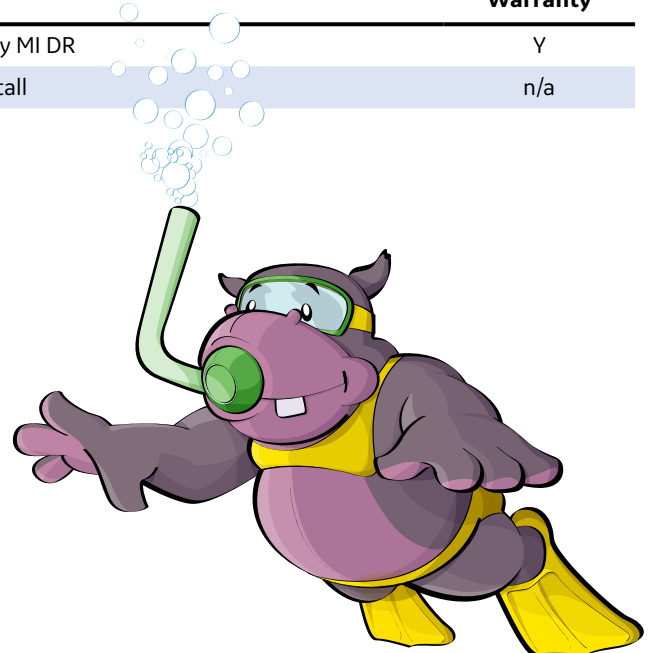
GE Adventure Series for PET/CT - Coral City



Adventure Series


Cat#	Description	Warranty
E1500PH	PET/CT Coral City Adventure for Discovery MI, and Discovery MI DR	Y
E1500ZA	Adventure Series - Hawaii, Alaska, Puerto Rico, Canada Install	n/a

 See GE Adventure Series Compatibility Guide on page MICT 76





GE Adventure Series for Nuclear Medicine – Jungle Adventure



Cat#	Description	Warranty
E1500ND	NUC Jungle Adventure for Infinia/Infinia Hawkeye	Y
E1500NE	Jungle Adventure for NM/CT 870 CZR, NM/CT 870 DR, NM/CT 860/850, NM 830, Discovery NM/CT 670 Pro & NM/CT 670, Optima NM/CT 640, and Discovery NM 630	Y
E1500ZA	Adventure Series - Hawaii, Alaska, Puerto Rico, Canada Install	n/a

C See GE Adventure Series Compatibility Guide on page MICT 76



GE Adventure Series for Nuclear Medicine – Junior Explorer Park



Ultrasound gels, lotions & disinfecting wips

Cat#	Description	Warranty
E1500NH	Junior Explorer Park for NM/CT 870 CZR, NM/CT 870 DR, NM/CT 860/850, NM 830, Discovery NM/CT 670 Pro & NM/CT 670, Optima NM/CT 640, and Discovery NM 630	Y
E1500ZA	Adventure Series - Hawaii, Alaska, Puerto Rico, Canada Install	n/a

See GE Adventure Series Compatibility Guide on page MICT 76



GE Adventure Series Compatibility Guide

Modality	Adventure	Available System
CT	Coral City	Revolution Frontier, Revolution CT, Revolution EVO, Revolution HD, Discovery CT750 HD, Optima CT660/CT540/CT520, LightSpeed VCT, LightSpeed VCT XT, LightSpeed VCT XTe
CT	Pirate Island	Revolution Frontier, Revolution CT, Revolution EVO, Revolution HD, Discovery CT750 HD, Optima CT660/CT540/CT520, LightSpeed VCT, LightSpeed VCT XT, LightSpeed VCT XTe
Nuc Med	Jungle	NM/CT 870 CZR, NM/CT 870 DR, NM/CT 860/850, NM 830, Discovery NM/CT 670 Pro & NM/CT 670, Optima NM/CT 640, and Discovery NM 630
Nuc Med	Junior Explorer Park	NM/CT 870 CZR, NM/CT 870 DR, NM/CT 860/850, NM 830, Discovery NM/CT 670 Pro & NM/CT 670, Optima NM/CT 640, and Discovery NM 630
PET/CT	Cozy Camp	Discovery IQ, Discovery PET/CT 600 or 690, Discovery VCT
PET/CY	Coral City	Discovery MI, and Discovery MI DR

Adventure Series is currently available in the US, Canada and Puerto Rico. Lead time for installation of Adventure Series rooms is approximately 4-6 weeks from date of order. Lead time for custom rooms is determined in the design process.



Specifications

- All specifications are subject to change without notice
- The product and brand names herein are the trademarks or registered trademarks of their respective owners

Pricing

- Please call to obtain current pricing. All pricing and product availability is subject to change without notice
- Price invoiced will be the price in effect at the time of order entry
- Quotations available upon request

Blanket Purchase Orders

You can save time and money by ordering your consumable products with our Blanket Order program. Blanket orders must be scheduled for a year or more and a signed purchase order agreement must be on file. Contact us for additional details.

Restocking Fee

- Returns are subject to, but not limited to, a minimum 15% restocking fee
- Certain items, such as sterile and environmentally controlled products within this catalog, are non-returnable and nonrefundable unless defective and have been noted as such

Product Returns

- Immediately upon receipt, please inspect all deliveries for order accuracy and condition
- For products shipped in error, please obtain return authorization from the Accessories and Supplies Call Center within thirty (30) days of delivery
- Power Quality items are nonreturnable and nonrefundable

Contact Us for General Information and Warranty Terms

In U.S.

GE Healthcare
Accessories and Supplies Customer Support Center
P.O. Box 414, W-544
Milwaukee, WI 53202

Phone: (866) 281-7545 – opt 1, opt 2, opt 1, opt 2

Fax: (877) 279-6990

Online: www.gehealthcare.com/accessories

Email: gehaccessorysales@ge.com

All other regions

Contact your local GE Representative.



Save time. Order accessories online with Service Shop.

Auto-Reorder



Auto-Reorder

Set quantity, schedule frequency

Every 3 Months ▾

Customize the quantity and order frequency that works for you.



Add to Cart

Add to cart

It's that easy. Your first order has been placed. The product will be auto-delivered at your preferred delivery frequency.



Manage reorders

In advance of each delivery, we will send you a reminder email for your upcoming delivery. Skip your deliveries or cancel your subscriptions at any time.



Quick Order

Know what you need to order? Batch order multiple items at once with Quick Order on Service Shop. Enter a list of item numbers or paste from an excel spreadsheet, select quantity and add to cart. Spend less time ordering!



Payment Options


Pay by PO or credit card or integrate your purchasing system.

Register now at [ServiceShop.GEHealthcare.com](https://www.gehealthcare.com/accessories)

1. Visit GE Healthcare Service Shop, navigating to the registration link in the upper left-hand corner of the page.
2. Give us your account details. Pro tip: Provide your customer account number for expedited registration.
3. A welcome message will come to you through the email you provide. Start shopping!

MR

U.S. Accessories & Supplies



How to Order



Shop online:
gehealthcare.com/accessories

Available 24/7, GE Healthcare Service Shop makes ordering supplies online fast and easy.

- Search real-time inventory of compatible, OEM products
- Take advantage of Auto Reorder for parts you buy regularly
- Batch order multiple items at once with Quick Order
- Get instant order and tracking confirmations
- Pay by PO or credit card or integrate your purchasing system

Visit GE Healthcare Service Shop to register.

1. Visit GE Healthcare Service Shop, navigating to the registration link in the upper left-hand corner of the page.
2. Give us your account details. Pro tip: Provide your customer account number for expedited registration.
3. A welcome message will come to you through the email you provide. Start shopping!

Register now at ServiceShop.GEHealthcare.com



Other ways to order:

Phone: (866) 281-7545 Options 1, 2, 1, 2

Fax: (877) 279-6990

Email: gehaccessorysales@ge.com

EDI: Free – contact us for details

Hours: 7AM – 6PM (CST)



Table of Contents

Injectors.....	MR 4	▶
MR Chillers	MR 6	▶
Patient Monitors.....	MR 10	▶
Closed Circuit TV	MR 12	▶
Laser Alignment Oncology.....	MR 13	▶
MR Cardiac Gating Accessories	MR 13	▶
Software Solutions	MR 15	▶
fMRI Solution.....	MR 16	▶
Comfort Solution	MR 18	▶
MR Music Systems.....	MR 19	▶
MR Awareness.....	MR 23	▶
MR Safety	MR 24	▶
Phantoms	MR 26	▶
MR Patient Experience.....	MR 28	▶
MR Non-Magnetic Furniture.....	MR 32	▶
Sentinelle® Breast Imaging Products	MR 34	▶
MR Table Pads.....	MR 35	▶
MR Patient Positioning Pads	MR 36	▶
Patient Positioning Aids	MR 40	▶
MR Coils.....	MR 41	▶
MR Coil Pads	MR 45	▶
MR Earplugs	MR 50	▶
MR Logbooks	MR 51	▶
Imagers	MR 52	▶
MR Guided Ultrasound.....	MR 54	▶
Power Quality	MR 55	▶
Adventure Series	MR 60	▶

Injectors

MEDRAD® MRXperion™ MR Injection System

Improved Efficiencies

- Snap-on/Twist-off syringe design
- Auto plunger advance and retract when attaching and detaching syringes
- Automatic filling and priming
- Injection/post-injection reminders
- Injection pressure graph

Reproducible Quality

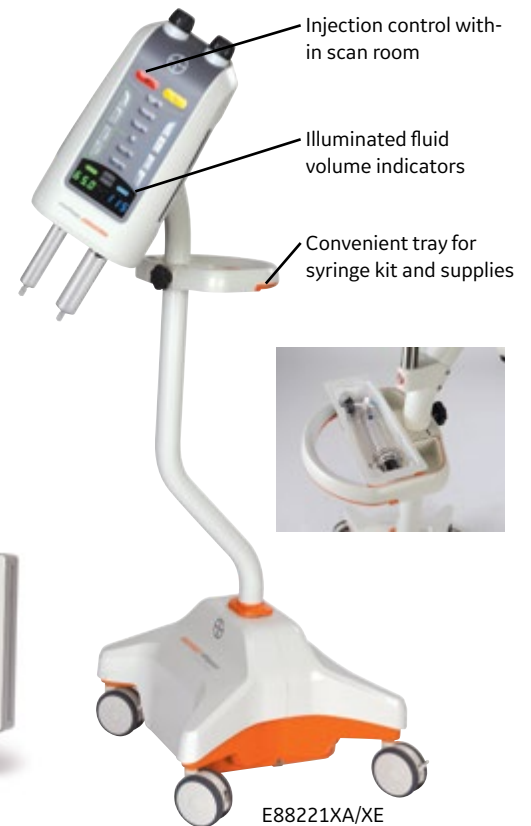
- Proven track record of design and performance
- On-site field service and VirtualCare® Remote Support* for advanced injection system diagnostics and real-time support

Personalized Care

- Patient-Centric workflow design
- Protocol storage/retrieval
- On-board eGFR and weight based dosing calculators
- Injection enabled when head is tilted down



Certegra Workstation



E88221XA/XE

Cat#	Description	Warranty
E88221XA	Medrad MRXperion injector package – no penetration panel filter kit	E
E88221XE	Medrad MRXperion injector package – with penetration panel filter kit	E
E88221XN	Medrad MRXperion injector package (includes Informatics software)	E
E88221XP	Medrad MRXperion injector package (includes Informatics & Analytics software)	E
E88221XC	Medrad penetration panel filter kit option	E
E88221XD	Medrad MRXperion syringe kit XP 65/115VS including one 65 ml syringe, one 115 ml syringe, one large spike for saline, one small spike for contrast media, one 96" low pressure connector tube with T-connector and check valve (box of 20 kits)	H

BAYER Wall Mount for Mobile Applications

- Compatible with the MRXperion™, Stellant D™ and Stellant FLEX™ injectors
- Designed to securely fasten to a trailer's wall for Bayer injectors in mobile applications
- Includes the foldable clamp, pad for injector head support, and smaller accessories to affix the desktop control unit

E80141HG



Cat#	Description	Warranty
E80141HG	BAYER Wall Mount for Mobile Applications	E

The MRXperion™ Injector package includes:

- Dual injector head on pedestal with integral double hook IV pole
- Certegra™ workstation
- Installation, customer's operational training at time of installation, and one year full on-site warranty in Bayer service countries
- LAN port for VirtualCare Remote Service
- E88221XN includes Informatics
- E88221XP includes Informatics & Analytics



E88221XD
20 kits/box

Optional Penetration Filter Kit

- The penetration panel filter kit is needed when there is no power outlet in the MRI room
- The injector plug-in power supply has been tested to work inside the MRI room with no impact on image quality

Penetration panel filter kit option (E88221XC) includes:

- Filter assembly
- Mounting/centering ring
- Mounting screws
- Conductive O-ring (pre-installed on the filter)
- Power supply cable – 10 ft. (3 m)
- Installation instructions

Disposable Syringe Kit:

Disposable Syringe Kit option (E88221XD) includes:

- 65 mL Syringe for contrast media
- 115 mL Syringe for Saline
- One large spike for saline
- One small spike for contrast media
- 96" Low Pressure Connector Tube with T-connector and check valve

Medrad® MRXperion™ MR Injection System featuring Optional Informatics & Analytics software

E88221XG – Contrast Dose Management software – This enables a patient centric workflow designed to enhance personalized contrast delivery, protocol management, and data capture across the Healthcare IT landscape.

E88221XH – MR Point of Care software – Point of care data entry automates direct documentation.

E8014DL, E8014DM, E8014DN – Outbound interface software packages – Inter-connectivity between the scanner, injector PACS, RIS, and Radiology Reporting System allows captured data to be centrally mobilized and made instantly available, promoting productivity throughout the chain of care.

Cat#	Description	Warranty
E88221XG	Medrad MRXperion Contrast Dose Management software	H
E88221XH	Medrad MRXperion Point of Care software package	H
E80141DL	Medrad PACS Outbound Interface software package	H
E80141DM	Medrad Speech Reporting Outbound Interface software package	H
E80141DN	Medrad HL7 Outbound Interface software package	H

Dimplex MR Chillers

- Designed to provide stable fully dedicated cooling for your MR system's needs
- Water/glycol outdoor-air-cooled heat exchangers to support your highest exam volumes and your full range of diagnostic procedures
- Redundant fluid pumps with automatic switchover let you keep operating with no loss of cooling even if one pump goes down
- Remote installation support from the Glen Dimplex Company includes: 1 start up, 2 preventative maintenance visits during year 1 of the warranty period
- GE Installation support includes: support through GE's Project Manager of Install, GE's Design Center
- 50% glycol/50% water concentration in the 100 gallon tank for complete system filling and diluting
- Comprehensive and quality service rapidly delivered through our CARES service solution
- Highly recommended that Vibration Isolation Spring Kit (E8911CJ) be added for systems that will be rooftop mounted
- Chillers that meet seismic requirements are also available (see page MR 7)



E8911CA-CD

MR Chillers for Discovery MR 750/750w, SIGNA PET/MR and SIGNA Architect

Cat#	Description	Warranty
E8911CA	Dimplex MR Heat Exchanger 70kW – Standard Ambient Temp	G
E8911CB	Dimplex MR Heat Exchanger 70kW – Standard Ambient Temp Near Coast	G
E8911CC	Dimplex MR Heat Exchanger 70kW – Extreme Cold Ambient	G
E8911CD	Dimplex MR Heat Exchanger 70kW – Extreme Cold Ambient Near Coast	G
E8911CE	Pre-Cooling Economizer Option for 70kW	G
E8911CF	Long Distance Remote Display Upgrade	G
E8911CG	Manual Cryogen Compressor Water Bypass	G
E8911CH	Spare 100 Micron Filter Elements	H
E8911CJ	Vibration Isolation Spring Kit	G

MR Chillers for Seismic Regions

Cat#	Description	Warranty
E8911SA	Dimplex Seismic MR Heat Exchanger 70kW – Standard Ambient Temp	G
E8911SB	Dimplex Seismic MR Heat Exchanger 70kW – Standard Ambient Temp Near Coast	G



MR Chillers for Optima 1.5T MR450w and SIGNA Artist

Cat#	Description	Warranty
E8912CA	Dimplex MR Heat Exchanger 49kW – Standard Ambient Temp	G
E8912CB	Dimplex MR Heat Exchanger 49kW – Standard Ambient Temp Near Coast	G
E8912CC	Dimplex MR Heat Exchanger 49kW – Extreme Cold Ambient	G
E8912CD	Dimplex MR Heat Exchanger 49kW – Extreme Cold Ambient Near Coast	G
E8912CE	Pre-Cooling Economizer Option for 49kW	G
E8911CF	Long Distance Remote Display Upgrade	G
E8911CG	Manual Cryogen Compressor Water Bypass	G
E8911CH	Spare 100 Micron Filter Elements	H
E8911CJ	Vibration Isolation Spring Kit	G

MR Chillers for Seismic Regions

Cat#	Description	Warranty
E8912SA	Dimplex Seismic MR Heat Exchanger 49kW – Standard Ambient Temp	G
E8912SB	Dimplex Seismic MR Heat Exchanger 49kW – Standard Ambient Temp Near Coast	G

Configuration	Temp Range	SIGNA PET/MR SIGNA Architect Discovery MR750 Discovery MR750w Cat#	SIGNA Artist Optima MR450w Cat#
Standard Ambient	-30° to 50°C (-22° to 122°F)	E8911CA	E8912CA
Standard Ambient + Coastal Package [†]	-30° to 50°C (-22° to 122°F)	E8911CB	E8912CB
Extreme Cold Ambient	-40° to 40°C (-40° to 105°F)	E8911CC	E8912CC
Extreme Cold Ambient + Coastal Package [†]	-40° to 40°C (-40° to 105°F)	E8911CD	E8912CD
Seismic Standard Ambient	-30° to 50°C (-22° to 122°F)	E8911SA	E8912SA
Seismic + Coastal Package [†]	-30° to 50°C (-22° to 122°F)	E8911SB	E8912SB
OPTION: Pre-Cooling Economizer	winter days < 1°C (< 34°F)	E8911CE	E8912CE
OPTION: Long distance remote display (distances > 50 m/150 ft)	n/a	E8911CF	E8911CF
OPTION: Manual Cryogen Compressor – City Water Bypass	n/a	E8911CG	E8911CG
OPTION: Vibration Isolation Spring Kit	n/a	E8911CJ	E8911CJ
Spare 100 Micron Filter Elements	n/a	E8911CH	E8911CH

[†] Within 30 miles of coast

Dimplex MR Chillers

- Designed to provide stable fully dedicated cooling for your MR system's needs
- Water/glycol outdoor-air-cooled chiller to support your highest exam volumes and your full range of diagnostic procedures
- Redundant fluid pumps with automatic switchover let you keep operating with no loss of cooling even if one pump goes down
- Installation support from the vendor includes: 1 start up, 2 preventative maintenance visits (during warranty), and 12 months of parts and labor warranty
- Installation support includes: support through GE's Project Manager of Install, GE's Design Center, remote technical support from the Glen Dimplex company
- Comprehensive and quality service rapidly delivered through our CARES service solution
- 70 gallons of 50% distilled/deionized water and 50% propylene glycol pre-mixture
- Remote display panel provides the ability to monitor the system's operation from the control room
- Highly recommended that Vibration Isolation Spring Kit (E8914DP) be added for systems that will be rooftop mounted
- Environmental friendly and non-ozone harming refrigerant R407C



MR Chillers for SIGNA Pioneer/Voyager

Cat#	Description	Warranty
E8914DJ	Dimplex MR Heat Exchanger 36kW - Standard Ambient Temp	G
E8914DK	Dimplex MR Heat Exchanger 36kW - Standard Ambient Temp Near Coast	G
E8914DL	Dimplex MR Heat Exchanger 36kW - Extreme Cold Ambient Temp	G
E8912CD	Dimplex MR Heat Exchanger 49kW - Extreme Cold Ambient Coastal	G
E8912SA	Dimplex Seismic MR Heat Exchanger 49kW - Standard Ambient Temp	G
E8912SB	Dimplex Seismic MR Heat Exchanger 49kW - Standard Ambient Temp Coastal	G
E8914DP	Vibration isolation kit	G
E8914DQ	Long distance remote display upgrade	

Compatibility: SIGNA Pioneer/Voyager

Configurations available for SIGNA™ Pioneer and SIGNA™ Voyager

Configuration	Temp Range	Cat#
Standard Ambient	-28.89 C to 50 C (-20F to 122F)	E8914DJ
Standard Ambient near Coast	-28.89 C to 50 C (-20F to 122F)	E8914DK
Extreme Cold	-40 C to 50 C (-40 F to 122F)	E8914DL
Anti-Vibration kit option (cat# E8911CJ, E8914DP)		
Extreme Cold Coastal	N/A	E8912CD
Seismic Standard Ambient	Ambient Temp Range: -22 to 104 F (-30 to 40 C)	E8912SA
Seismic Standard Ambient Coastal	Ambient Temp Range: -22 to 104 F (-30 to 40 C)	E8912SB
Option: Chiller remote display, Distances greater than 150 feet		E8911CF
Option: Vibration isolation kit		E8911CJ
Option: Pre-cooling economizer		E8911CE
Option: Spare filter element		E8911CH

- Designed to provide stable fully dedicated cooling for your MR system's needs
- Water/glycol outdoor-air-cooled chiller to support your highest exam volumes and your full range of diagnostic procedures
- Redundant fluid pumps with automatic switchover let you keep operating with no loss of cooling even if one pump goes down
- Installation support from the vendor includes: 1 start up, 2 preventative maintenance visits (during warranty), and 12 months of parts and labor warranty
- Installation support includes: support through GE's Project Manager of Install, GE's Design Center, remote technical support from the Glen Dimplex company
- Comprehensive and quality service rapidly delivered through our CARES service solution
- 100 gallons of 50% distilled/deionized water and 50% propylene glycol pre-mixture
- Remote display panel provides the ability to monitor the system's operation from the control room.
- Highly recommended that Vibration Isolation Spring Kit (E8911CJ) be added for systems that will be rooftop mounted
- Environmental friendly and non-ozone harming refrigerant R407C



MR Chiller for SIGNA Premier

Cat#	Description	Warranty
E8911BA	Dimplex MR Heat Exchanger 94kW – Standard Ambient Temp	G
E8911BB	Dimplex MR Heat Exchanger 94kW – Standard Ambient Temp Near Coast	G
E8911BC	Dimplex MR Heat Exchanger 94kW – Extreme Cold Ambient Temp	G
E8911BD	Dimplex Seismic MR Heat Exchanger 94kW – Standard Ambient Temp	G
E8911BE	Dimplex Seismic MR Heat Exchanger 94kW – Standard Ambient Temp Near Coast	G

Compatibility: SIGNA Premier

Configurations available for SIGNA™ Premier

Configuration	Temp Range	Cat#
Standard Ambient	Ambient Temp Range: -22 to 104 F (-30 to 40 C)	E8911BA
Standard Ambient near Coast	Ambient Temp Range: -22 to 104 F (-30 to 40 C)	E8911BB
Extreme Cold	Ambient Temp Range: -40 to 104 F (-40 to 40 C)	E8911BC
Anti-Vibration kit option (cat# E8911CJ, E8914DP)		
Extreme Cold Coastal	N/A	N/A
Seismic Standard Ambient	Ambient Temp Range: -22 to 104 F (-30 to 40 C)	E8911BD
Seismic Standard Ambient Coastal	Ambient Temp Range: -22 to 104 F (-30 to 40 C)	E8911BE
Option: Chiller remote display, Distances greater than 150 feet		E8911CF
Option: Vibration isolation kit		E8911CJ
Option: Pre-cooling economizer		E8911CE
Option: Spare filter element		E8911CH

Patient Monitors

Expression MR400 MRI Patient Monitoring System

The Expression MR400 MRI Patient Monitoring System is designed to assist clinicians in monitoring patient vital signs in the dynamic magnetic resonance environment.

- 15 in color LED widescreen display for high resolution patient information
- Monitor display is fixed to the cart
- Intuitive touchscreen graphical user interface
- Colored waves and large numeric displays
- Bedside-quality “SINC” parameters
- Exclusive, advanced ECG solution for MRI
- 8-hour battery life and user-replaceable batteries for extended run time
- Simultaneous display of up to 13 parameters, and 6 waveforms and associated values
- Multi-priority visual and audible alarm signals, unique “alarm flag” messages, and pulse tones
- Gating, both digital pulse and analog waveform



E8819TA/TB/TC/TK/TL

Configurations include everything you need to get started:

- Traditional Roll-Around cart
- Wireless ECG (with ECG) module
- Wireless SpO₂ (with SpO₂) module
- ECG lead cables and 25 electrodes
- SPO₂ probes and clips
- NIBP cuffs and hoses
- Applicable starter kit of consumables dependent on configuration selected



E8819TE



E8819TG



E8819RB

Cat#	Description	Vital Sign Parameters					Warranty
		Basic [†]	O ₂	Anesthetic Agent	Invasive Blood Pressure	Temp	
E8819TC	Expression MR400 Patient Monitor (Basic + O ₂ + Anesthetic agents + blood pressure + temp)	X	X	X	X	X	C
E8819TL	Expression MR400 Patient Monitor (Basic + O ₂ + Anesthetic agents + Temp)	X	X	X		X	C
E8819TB	Expression MR400 Patient Monitor (Basic + O ₂ + Anesthetic agents + blood pressure)	X	X	X	X		C
E8819TA	Expression MR400 Patient Monitor (Basic + O ₂ + Anesthetic agents)	X	X	X			C
E8819TK	Expression MR400 Patient Monitor (Basic only – NIBP, ECG, SpO ₂ , CO ₂ , RR)	X					C
E8819TE	Wireless IP5 control room display with antenna for Expression MR400/200						C
E8819TF	Printer kit – includes printer, strip chart with USB for IP5 display for Expression MR400/200						C
E8819TG	MRI Quadtrode Electrodes for ECG, CV (25/box)						H
E8819RB	MRI Standard Quadtrode Electrodes for ECG (25/box)						H

[†]Basic includes NIBP (Noninvasive Blood Pressure), ECG (electrocardiogram), SpO₂ (peripheral capillary oxygen saturation), CO₂ (Carbon Dioxide), and RR (Resting Rate)

Expression MR200 MRI Patient Monitoring System

The Expression MR200 MRI Patient Monitoring System is designed to assist clinicians in monitoring patient vital signs in the dynamic magnetic resonance environment. Vital sign parameters include:

- Electrocardiogram (ECG), dual channel
- Blood oxygen saturation/pulse oximetry (SpO₂)
- Non-invasive blood pressure (NIBP)
- End-tidal and inspired CO₂
- Respiration from CO₂ or bellows

Includes everything you need to get started:

- Traditional Roll-Around cart
- Wireless ECG (with ECG) module
- Wireless SpO₂ (with SpO₂) module
- ECG lead cables and 25 electrodes
- SPO₂ probes and clips
- NIBP cuffs and hoses



E8819TD

Cat#	Description	Warranty
E8819TD	Expression MR200 Patient Monitor – Basic CO ₂ and respiration	C



Expression MR400
Cat # E8819TA/TB/TC/TK/TL



Expression MR200
Cat # E8819TD

Comparison Guide	Expression MR400 Cat # E8819TA/TB/TC/TK/TL	Expression MR200 Cat # E8819TD
Display Screen Size	15 in LED Widescreen	12.1 in
Touchscreen	X	-
Simultaneous Display	13 parameters, 6 waveforms	5 parameters, 4 waveforms
Wireless ECG	3	2
Advanced ECG Filtering	X (3rd-Gen) 65% > gen 2	X (2nd-Gen)
Advanced Alarm System	X	-
MRI Compatibility	3T – 5k G – 4W/kg – 7.2µT	3T – 1,500 g – 4W/kg
O ₂ Vital Sign Parameter	O	-
Anesthetic Agent Vital Sign Parameter	O	-
Invasive Blood Pressure Vital Sign Parameter	O	-
Body & Surface Temperature Vital Sign Parameter	O	-
Remote print from MRI room	O (IP5)	O (IP5)

O – Optional

Closed-Circuit TV System

This closed-circuit TV camera package allows for visual monitoring of your patients during their scans and now features an optional integrated recording feature for high-risk patients and for security purposes. Ceiling or wall mounted fixed camera is unobtrusive and transmits high-quality color images in real time to the operator's console where a 17 in TFT LCD monitor is located. A dual camera system is also available allowing split-screen viewing by the technologists to see both the front and back sides of the bore simultaneously.

CCTV System includes:

- 17 in TFT LCD color monitor
- Compact color camera with lens
- Signal interface box
- Exterior-mount power supply
- Mounting brackets for camera
- Set of 3 cables: 10 ft, 40 ft, 100 ft
- Remote control



E8812CF



E8812CL

Cat#	Description	Warranty
E8812CF	CCTV System with 17 in LCD Monitor	H
E8812CL	CCTV System (2 camera kit) with 17 in LCD Monitor	H

Laser Alignment Oncology

LAP® Laser Alignment System

- MR Simulation process helps localize, define and reconstruct a patient's tumor in 3 dimensions
- For MR simulation, the system consists of two moving lasers to project the coronal plane and two fixed overhead crosshair laser to project sagittal and axial planes
- Configured as a free-standing structure
- An innovative, absolute encoding system eliminates the need for any calibration
- Precision marking helps enable the radiation therapist to reproduce the treatment set up each day with a high degree of accuracy



E8805MS/MT

Cat#	Description	Warranty
E8805MS	LAP DoradoNOVA MR 3T Red Laser	C
E8805MT	LAP DoradoNOVA MR 3T Green Laser	C

MR Cardiac Gating Accessories

Fiber Optic Photoplethysmograph Kit

- Complete fiber optic photoplethysmograph kit includes (1) 126 in fiber optic cable, clip, two Velcro hooks, finger probe assembly, general purpose head assembly and extension strap. Fiber optic cable must be installed only by GE Service
- Replacement cable, finger probe assembly and general purpose head assembly and extension strap set also sold separately



E8811PE



E8811PD



E8811PB



E8811PC

Cat#	Description	Warranty
E8811PE	Complete Fiber Optic Photoplethysmograph Kit (includes E8811PD/PB/PC)	H
E8811PD	Replacement Fiber Optic Photoplethysmograph Cable Kit – 126 in cable	H
E8811PB	Replacement Fiber Optic Finger Probe Assembly	H
E8811PC	Replacement Fiber Optic General Purpose Head Assembly and Extension Strap Set	H

Note: The Replacement Fiber Optic Photoplethysmograph Cable Kit (46-317903G5 with 253 in cable) is available through Global Parts at 800-558-2040, Opt. 1.

Bellows Assembly for MRI Respiratory/Cardiac Gating

- Bellows assembly for respiratory gating and respiratory compensation packages
- Non-magnetic
- E8811ED – 161.25 in (L) with the cuff.; Cuff is 9.25 in (L)
- E8811EJ – 129.25 in (L) with the cuff.; Cuff is 6.25 in (L)
- Sold individually; choose adult or small size

Note: This product contains natural rubber latex which may cause allergic reactions



E8811ED/EJ

Cat#	Description	Warranty
E8811ED	Adult Bellows Assembly for MR Respiratory/Cardiac Gating	H
E8811EJ	Small Bellows Assembly for MR Respiratory/Cardiac Gating	H

MR High Impedance ECG Patient Lead Wire and Cable Set

- Set includes MR Magnet ECG Port cable (gray) and MR High Impedance ECG cable (white)
- Provides high impedance of the GE cable with the flexibility of the Invivo cable
- Identical to the cable set provided with the original system



E8819HZ

Cat#	Description	Warranty
E8819HZ	ECG Patient Lead Wire for Vector Gating	H

GE Pre-Gelled Foam Electrodes

- Electrodes offer genuine MRI compatibility for MRI systems up to 3.0 Tesla
- Innovative design delivers quality ECG tracings during MRI procedures
- 25/box



E8819RB



E8819TG

Cat#	Description	Packaging	Warranty
E8819RB	MRI Standard Quadtrode Electrodes for ECG	25/Box	H
E8819TG	MRI Quadtrode Electrodes for ECG/CV	25/Box	H

Software Solutions

DynaCAD® Breast and Prostate Software by Invivo®

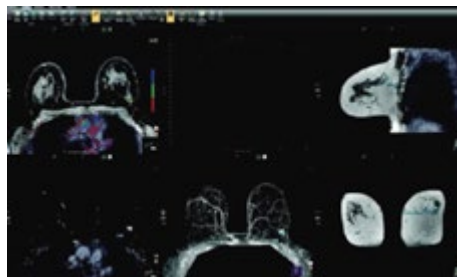
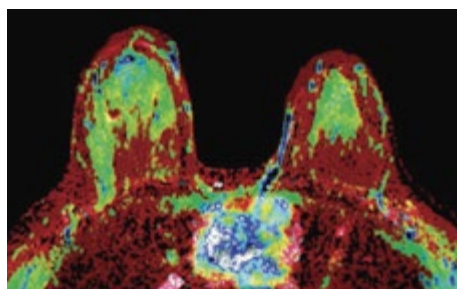
DynaCAD Breast

The DynaCAD software has been tailored to enhance your imaging workflow by providing:

- A large flexible workspace with custom hanging protocols
- Multi-vendor viewing capabilities
- Configurable worklists for easy study management
- It can be configured to automatically generate multi-planar reformatted (MPR) and maximum intensity projection (MIP) images
- The system can apply 3D image registration for correction of motion artifacts. The post-processed data is then available for viewing in one of DynaCAD's customized hanging protocols or can be automatically forwarded to a PACS archive

DynaCAD Prostate

- Empowers radiologists with a comprehensive set of advanced visualization tools for real-time analysis, review, and reporting of studies
- Images can be transferred directly from the MRI to DynaCAD for automatic processing and customized display
- Upon case completion key images, statistical data, and prostate PIRADS reports can be automatically transferred to PACS for archiving
- Enhances your multi-parametric approach by calculating color overlay maps based on perfusion characteristics ADC and diffusion values
- Processes and creates ADC and interpolated high b-value image series for your review with a simple menu selection



Cat#	Description	Warranty
E8819QA	DynaCAD Breast Software	C
E8819QB	DynaCAD Prostate Software	C
E8819QC	DynaCAD Breast and Prostate Software	C
E8819QD	DynaCAD Concurrent User License	C
E8819QE	DynaCAD Site License – Breast	C
E8819QF	DynaCAD Site License – Prostate	C

NordicNeuroLab fMRI Solution

Integrated hardware and software solution for clinical fMRI

The introduction of fMRI (functional Magnetic Resonance Imaging) as a clinical tool has added vital information to patient treatment and evaluation. By utilizing parallel imaging techniques, an fMRI exam can be completed in less than 30 minutes.



NNL InroomViewingDevice

An easy to use alternative to conventional projectors or goggle-based image delivery systems.

- 40" LCD monitor
- 4K ultra high definition
- Height adjustable mobile stand
- Monitor can also be ceiling mounted (through third party)



E8825AA

NNL ResponseGrip

Includes interface for monitoring responses in real time, cabling and fiber bundlet.

- Handheld ResponseGrip with two buttons per hand (index finger + thumb)



E8825AE

NNL SyncBox

Synchronizes image acquisition with fMRI stimulus delivery.



E8825AC

NNL VisualSystem - Goggles

Includes everything needed to present images via the goggles in the MRI.

- Full HD resolution displays (1920 x 1200)
- Integrated binocular eye-tracking
- Support for 3D / Stereoscopic
- Built-in diopter- and pupil distance adjustment
- Diopter correction is -7 to +5



E8825AD

NNL Hardware Cabinet

Cabinet for safe and clean storage of VisualSystem, ResponseGrip and Shielded Interface Unit.

- Dimensions: H = 895 mm (35 inches), L = 502 mm (20 inches), D = 552 (22 inches)
- Weight – 14kg (31 lb)



E8825AM

Hardware and Stimulus Presentation Software

Cat#	Description	In-room ViewingDevice	Goggles VisualSystem	SyncBox	ResponseGrips	NordicAktiva Software with PC
Package Options						
E8825AS	NNL fMRI solution with in room monitor	X		X	X	X
E8825AT	NNL fMRI solution with goggles		X	X	X	X
Configuration Options						
E8825AA	NNL In-room ViewingDevice	X				
E8825AD	NNL Goggles – VisualSystem		X			
E8825AC	NNL SyncBox			X		
E8825AE	NNL ResponseGrips				X	
E8825AJ	nordicAktiva software with stimulus touch PC					X

Note: All NNL products include Warranty Code C.

Hardware and Stimulus Presentation Software

Cat#	Description
E8825AM	NNL Hardware Storage Cabinet

Note: All NNL products include Warranty Code C.

nordicAktiva – Stimulus presentation software

- Ready-to-use standard clinical paradigm library
- Includes library with pre-defined paradigms for language, motor, visual, auditory and cognitive tasks

nordicBrainEx – Analysis software

nordicBrainEx is DICOM compatible and capable of analyzing data from all major MRI vendors. All processed image data can be saved in a comprehensive report, sent to PACS or exported to neuronavigation systems.

BrainEx Software Options:

BOLD – Display a large number of stimulus conditions in the same view, both in 2D and 3D. Threshold interactively, select individual colors and adjust opacity. Use VOI-tools to inspect the time-intensity curves for dynamic data sets. Export BOLD activations for neuronavigation or save results to PACS.

DTI – Use multiple VOIs (Volume Of Interest) to isolate fiber groups and explore connectivity in 3D. Define individual colors. Fiber groups can be presented in 2D/3D and exported for neuronavigation or saved to PACS. Improve analysis quality by smoothing, averaging and noise adjustment, and by applying motion correction and eddy current corrections.

Perfusion DSC – The Perfusion DSC module includes normalization, leakage correction and vessel removal, providing fast generation of CBV(Blood Volume), CBF(Blood Flow), MTT(Mean Transit Time), TTP(Time To Peak), leakage and vessel mask output maps. Output maps and results including volume-of-interest statistics, tissue response curves and histogram can be saved to PACS, and the CBV map can be thresholded and exported to neuronavigation platforms.

Perfusion DCE – The DCE analysis employs two compartment modelling to generate output maps such as area under the curve (AUC), volume transfer constant (Ktrans), rate constant (Kep), plasma volume (Vp), fractional volume (Ve) and time to peak (TTP). Output maps and results including volume-of-interest statistics, tissue response curves and histogram can be saved to PACS, and the Ktrans map can be thresholded and exported to neuronavigation platforms. The MPR viewer displays perfusion and permeability maps, fiber tracking and BOLD fMRI data together for extensive patient evaluation.



Cat#	Description	BOLD	DTI	DSC	DCE
Package Options					
E8825AP	nordicBrainEx Complete with PC	X	X	X	X
E8825AF	nordicBrainEx – BOLD	X			X
E8825AG	nordicBrainEx – BOLD and DTI	X	X		
E8825AN	nordicBrainEx – BOLD and DTI with PC	X	X		
E8825AR	nordicBrainEx – DCE				X
E8825AH	nordicBrainEx – DSC			X	

NordicNeuroLab ComfortSolution

Built with technologists and radiologists working conditions in mind.

- User-friendly, intuitive interface that enables remote control of the patient entertainment system
- With a simple click of a button you can select and present media content to a patient

Benefits for the patient and the hospital:

Helps reduce:

- Patient anxiety
- Patient movement during exam
- Delays and decrease numbers of aborted and repeated scan
- Need for sedation, especially for pediatric patients

Includes everything you need to get started:

- 40" LCD monitor
 - 4K ultra high definition
 - Height adjustable mobile stand
 - Monitor can also be ceiling mounted (through third party)
 - Integrated camera for patient viewing
- nordicComfortPlayer with media library (audio and video) installed on a Microsoft Surface Pro 4 or equivalent tablet
- Fiber transmitter and necessary cabling
- Install and application training by a certified NNL (NordicNeuroLab) representative



E8825AL

Cat#	Description	Warranty
E8825AL	nordicNeuroLab ComfortSolution	C

Replacement Products

E8825AQ	nordicNeuroLab ComfortPlayer	C
---------	------------------------------	---



E8825AQ

MR Music Systems

MRI Audio Music System

MRI Audio premium sound system is designed for comfort and allows the patient to listen to music while being scanned in an MRI. Technologist is in full control of the system headphones, microphone, sound source and volume controls. Standard 3.5 mm plug for music source allows any compatible music player, tablet, or phone. Stethoscope-style headphones work with any head coil. Auto-voice compatible with GE MRI systems.

Package includes:

- Digital amplifier
- iPad Mini
- iPad Mini mount with lock
- 3G transducer
- Stethoscope-style headphones, 29dB noise reduction
- Over-ear headphones, 29dB noise reduction
- Disposable ear tips (300 pairs)
- Technologist's speakers
- 6 ft RCA 3.5 mm cable
- Autovoice/MIC adapter



E8823NA-NG

Cat#	Description	Warranty
E8823NA	MRI Audio 1505 Complete system (for SIGNA Premier, Discovery™ MR750/750w, Optima™ MR450/450w, SIGNA™ PET/MR, SIGNA Architect/Artist/Voyager/Pioneer, SIGNA HDxt, and SIGNA Creator/Explorer hardware v25.3 and Pioneer hardware v26.1)	Y
E8823NG	MRI Audio 1506 Complete system (for SIGNA Creator/Explorer up to hardware v25.2 and Pioneer up to hardware v26.0)	Y

Replacement Products

E8823NB	MRI Audio Stethoscope-style Headphone	Y
E8823NE	MRI Audio Over-ear Headphone	Y
E8822JB	Sanitary Headst Covers – 500 pairs/bag	W
E8823NC	MRI Audio Ear plugs – 250 pairs/bag	W
E8823ND	MRI Audio Ear plugs – 500 pairs/bag	W



E8823NB



E8823NC/ND



E8823NE



E8822JB

NeoCoil Sentinel Wireless Audio System

The NeoCoil Wireless Audio system provides audio entertainment and facilitates communications between the patient and technologist. Wireless solution eliminates multiple cords and standard 3.5mm audio jack allows any compatible music source.

- Integrates audio entertainment, the technologist's voice, and AutoVoice for optimum patient communication
- MR conditional wireless audio system for use with high field MRI up to 3.0T
- Wireless solution operates on 3 batteries



E8800XA

Package includes:

- Wireless 29dB headphones (over-ear)
- Wireless audio interface for earbuds (in-ear)
- Wireless earbud assembly
- Disposable 29dB earbud inserts, 125 pair (250/pkg)
- Battery charging dock
- Audio cable, 3.5mm
- Rechargeable Individual Li-Po 3.7V Battery Packs (3)
- Wireless transmitter including couplers for penetration panel
- Technologist console interface
- Audio Source – Amazon® Fire® tablet, tablet stand, tablet lock, and (2) speakers

Cat#	Description	Warranty
E8800XA	NeoCoil Sentinel™ Wireless Audio System for Premium MRI Systems (for SIGNA™ Premier, Discovery™ MR750/750w, Optima™ MR450/450w, SIGNA PET/MR, SIGNA Architect/Artist/Voyager/Pioneer, SIGNA HDxt and SIGNA Creator/Explorer hardware v25.3 and Pioneer hardware v26.1)	Y
E8800XK	NeoCoil Sentinel Wireless Audio System for Performance Value MRI systems (for SIGNA Creator/Explorer up to hardware v25.2 and Pioneer up to hardware v26.0)	Y
Replacement Products		
E8800XC	NeoCoil Earbud Replacements, 250 pairs (500/package)	W
E8800XD	NeoCoil Wireless Headphones	Y
E8800XE	NeoCoil Wireless Audio Interface for Earbud Assembly	Y
E8800XF	NeoCoil Ear Cushion Replacement Kit, (1) Pair Ear Cushion replacement for Wireless Headphones	W
E8800XG	NeoCoil Wireless Earbud Assembly	Y
E8800XH	NeoCoil Individual Li-Po 3.7V Battery Pack	Y
E8800XJ	NeoCoil 4 slot Battery Charger Dock with power supply	Y
E8822JB	Sanitary Headset Covers, 500 pairs (1,000/package)	W



E8800XD



E8800XF



E8800XG



E8800XC



E8822JB



E8800XE



E8800XJ



E8800XH

Genesis Ultra™ Communication/Music System

- Music can help to provide relaxation and comfort to the patient during MR procedures
- AutoVoice Commands are sent directly into the patient's ears for breath-hold sequences by utilizing Magnacoustics' proprietary interface with GE's hardware and software
- In AutoVoice Command mode, by utilizing our Patient Ready Signal System (PRS), the patient can simply press a button on one of the handheld controls signaling the technologist their readiness for the breath-hold sequence to begin
- Patient Handheld Controls – Allows the patient to adjust the volume and change the media selection with the press of a button. These controls provide Voice Feedback to the patient, enhancing their operation. This feature may help to distract even the most apprehensive patients by allowing them to be in control of their own environment
- Integral interface with GE hardware and software allows technologist to utilize the existing GE console mic to talk directly to the patient via the Magnacoustics™ system
- Programmable Volume Compensation system automatically raises and lowers the volume level for the patient in response to varying sound pressure levels of the MR
- Technologists can also listen to music with dual speakers
- Integral interface for functional MR with built-in input for audio stimulation. The patient handheld controls can be used to transmit patient responses

Package includes:

- Built-in interface for AutoVoice with intercom integration
- Complete AM/FM stereo, CD player, with iPod interface
- Backlit technologist control unit with GUI interface
- Magnetically inert RF-shielded patented pneumatic stereo 8-driver transducer lifetime warranty
- Built-in interface for Functional MRI and video
- Built-in technologist music system with dual speakers
- Includes (1) MagnaCoil Headset, 200 pair of MagnaPlug™ and 10 pair of MagnaPlug™ Mini earplugs that provide the patient with 29dB (NRR) or better attenuation tested per ANSI standard; complying with GE Healthcare MR SafetyGuide Operator Manual
- Complete installation kit for all GEHC MR systems



Cat#	Description	Warranty
E8823M	Magnacoustics Genesis Ultra Communication & Music System (for SIGNA™ Premier, Discovery™ MR750/750w, Optima™ MR450/450w, SIGNA PET/MR, SIGNA Architect/Artist/Voyager/Pioneer, SIGNA HDxt and SIGNA Creator/Explorer hardware v25.3 and Pioneer hardware v26.1)	Y

Replacement Products

E8823MT	MagnaPlug Earplugs for MagnaCoil Headset - Standard Size (250 Pairs/Bag)	W
E8823MP	MagnaPlug Earplugs for MagnaCoil Headset - Standard Size (500 Pairs/Bag)	W
E8823MS	MagnaPlug Earplugs for MagnaCoil Headset - Mini Size (250 Pairs/Bag)	W
E8823MB	MagnaCoil Stethoscope-style Headset	Y
E8823MV	Magnacoustics MR Music System PCIAA Adapter (for SIGNA Creator/Explorer up to hardware v25.2 and Pioneer up to hardware v26.0)	Y



E8823MT/MP
Diameter – 0.50 in

E8823MS
Diameter – 0.38 in



E8823MB

Newmatic MR Music/Sound System

Equipped for both patient and operator comfort, the MR Music/Sound System provides everything you need to relax your patients with music during their MRI scan. The MR Music/Sound System allows patients and technologists to listen to different music sources at the same time, and with the Dual Active Headsets, both the patient and a companion can wear headsets listening to the same source, allowing for encouragement and assistance when listening to the technologist's instructions.

Includes everything you need to get started:

- Re-engineered patient amplifier and transducer
- Custom mini iPad with downloaded Apps ready for music
- Anti-theft iPad stand
- High quality technologists speakers with a small footprint
- Push-button desktop microphone for easy communication with patient
- Includes all the necessary wiring
- NGHS29-10, ANSI approved NRR (Noise Reduction Rating) 29dB Noise Guard headset provides a comfortable listening experience
- NHS (Non-Headset) is designed for the tightest of head coils. Using this headset in conjunction with our ear plugs results in the required 29dB NRR. The non-headset has two 1" foam ear muffs which can be positioned at the patient's ear in a head coil (not pictured)

NOTE: this product is not compatible with GE MRI system's auto-voice feature.



Cat#	Description	Warranty
E8822J	Newmatic MR Music/Sound System	Y

Replacement Products

E8822JF	Newmatic Noise Guard Headset	Y
E8822JB	Sanitary Headset Covers (1000/box)	W
E8822JC	Bulk Earplugs (1000/pkg)	W



E8822JF



E8822JB



Headset not included.



E8822JC

MR Awareness

MagnAlarm Pneumatic Patient Alarm

- Allows the patient to notify the technologist they need attention
- Comes with complete installation kit
- Sold individually



E8823MA

Cat#	Description	Warranty
E8823MA	MagnAlarm Pneumatic Patient Alarm	H

MR Warning Signs

- Highly visible orange, black and white signs warn doctors, patients and hospital staff that they are approaching a high magnetic field
- Recommended for placement at the five Gauss line to warn people with pacemakers and other metallic implants to stay out of the magnetic field
- Mount warning signs at the entrance to the magnet room to alert everyone about dangers of loose metal objects, which may be pulled into magnet and become dangerous projectiles
- Silk-screened signs printed in fade-resistant ink on durable acrylic, with double-sided tape strips for quick and easy mounting
- Large-sized signs (12 × 19 in) are available in English and Spanish



E8819A



E8819B



E8819ES

Cat#	Description	Warranty
E8819A	MR Warning Sign – Large (12 × 19 in), English	H
E8819B	MR Warning Sign – Small (12 × 16 in), English	H
E8819ES	MR Warning Sign – Large (12 × 19 in), Spanish	H

MRI Magnet Safety DVD

- Demonstrates the effects of a high magnet field on external objects
- Explains recommended safety procedures as applied to ancillary personnel, patients, and department staff
- 1 DVD, approximately 15 minutes



E8804EG

Cat#	Description	Warranty
E8804EG	MRI Magnet Safety DVD	H

MR Safety

We offer two types of safety devices for MRI.

- Handheld metal detectors detect both ferrous and non-ferrous metallic items. These wands are highly user dependent in technique and have low sensitivity. A proper scan takes 1-2 minutes at close proximity to the patient (Cat# E8810BC)
- Wall mounted ferromagnetic detector: Accurately differentiates between both internal and external ferrous and non-ferrous metals, as only ferrous metals are of primary concern in the MRI environment. A proper scan takes 5-10 seconds as the subject makes turns in front of the device, with technologist/operator maintaining a safe social distance (Cat# E8810MA/MB)

MR Handheld Metal Detector

- Identifies ferrous and nonferrous metallic items in the MRI suite
- Slender design provides 360 degrees detection coverage, including tip pinpointing
- Easy to use with 1-touch button and 3-color LED display
- Immediate audio or visual/vibration alarm signals
- Powered by a standard 9V battery or a rechargeable battery is available (E8801BD)



E8810BC

Cat#	Description	Warranty
E8810BC	Handheld Metal Detector	H
E8810BD	Rechargeable Battery and Charger	H

Metrasens Ferroguard Ferromagnetic Detection Systems (FMDS)

Protecting patients and staff from projectile hazards is a priority in every MRI facility. Ferromagnetic detection systems are recommended by the ACR, which states in its 2020 Manual on MRI Safety that FMDS "...have been demonstrated to be highly effective as adjuncts to the MRI safety screening process..."¹ FMDS are also required by the Joint Commission through their adoption of the FGI Guidelines, 2018.²

¹ Manual on MR Safety. Published by the American College of Radiology, 2020.

² Guidelines for Design and Construction of Hospitals. Published by American Society for Healthcare Engineering, 2018.

The Metrasens Ferroguard FMDS product line includes:

MRI Zone 4 entryway protection:

- **Ferroguard Assure** – the market-leading system, for advanced MRI projectile risk management (Cat# E8810MH)
- **Ferroguard Centurion** – for trustworthy Zone 4 protection, fully upgradable to the Assure feature set (Cat# E8810MD)

For screening patients for the smallest risk items:


- **Ferroguard Screener** – detects the risk items that other systems miss (Cat# E8810MA/MB)



Ferroguard Assure – Cat# E8810MH



Ferroguard Centurion – Cat# E8810MD



Ferroguard Screener – Cat# E8810MA/MB



Metrasens Ferroguard – choosing the correct system for your needs

Customer Benefits – entry control systems	Ferroguard Assure CAT# E8810MH	Ferroguard Centurion CAT# E8810MD
24/7 protection of Zone 4. Eliminating catastrophic accidents caused by medium to large projectile items	✓	✓
Always detecting before, not beyond the door. Wall mounted in Zone 3, immediately outside magnet room	✓	✓
Visual Early Warning (VIEW®) technology, providing time to react to prevent an accident	✓	✓
Audible alert reduction, never an alert on exiting the MRI room	✓	✓
Lowest probability of alarm fatigue. Smart system can ignore magnetic signal from MRI door movement	✓	
Data-driven MRI safety management. Automated metrics and reporting for all your protected magnets	✓	
Robust ruggedized aluminum construction, to survive the inevitable gurney collisions	✓	✓
High quality planning, installation and support by Metrasens-certified engineers	✓	✓
Fully upgradable post-installation to full Ferroguard Assure feature set		✓

Customer Benefits – patient screening	Ferroguard Screener CAT# E8810MA/MB
Detects risk items that other FMDS systems miss – as shown in independent testing – laboratory study ³	✓
Demonstrated implant detection efficacy – Work published by Mayo Clinic indicates 99.6% sensitivity to detection of implanted cardiac pacemakers ⁴	✓
May increase throughput efficiency by reducing artifacts and time-wasting restarts	✓
A true FMDS. The ACR recommends against the use of “...conventional metal detectors that do not differentiate between ferrous and non-ferromagnetic material...” ⁵	✓
Robust ruggedized aluminum construction, to survive the inevitable gurney collisions	✓
High quality planning, installation and support by Metrasens-certified engineers	✓

³ Intertek Testing and Certification Performance Laboratory, 2019. Full report available from Metrasens.

⁴ Watson, R.E. et.al. Augmenting MRI Safety Screening Processes: Reliable Identification of Cardiac Implantable Electronic Devices by a Ferromagnetic Detector System. Journal of Magnetic Resonance Imaging, 49, 2019.

⁵ Manual on MR Safety. Published by the American College of Radiology, 2020.


Cat#	Description	Warranty
E8810MA	Metrasens Ferroguard Screener without installation	H
E8810MB	Metrasens Ferroguard Screener with installation	H
E8810MF	Metrasens Ferroguard Screener Extended Warranty (per +12 months)	n/a
E8810MD	Metrasens Ferroguard CENTURION Entry Control-Wall-mounted, includes installation, training and calibration	H
E8810MH	Metrasens Ferroguard ASSURE Entry Control-Wall-mounted, w/ Safety Manager, includes installation, training and calibration	H
E8810ME	Metrasens Ferroguard Assure/Centurion Extended Warranty (per +12 months)	n/a

Imaging Phantoms

PET Annulus DQA (Daily Quality Assurance) Imaging Phantom

Designed exclusively for the Discovery™ MI, Discovery IQ PET and SIGNA™ PET/MR systems

- Make sure you're getting the most from your GE system by checking it with our custom designed imaging phantoms
- Recommended for accurate calibration of your PET detector and easier quality control
- Designed to be held in place during use by standard source holders provided with scanning equipment
- No mechanical maintenance is required



E8008PN

Note: All pin, flood and phantom sources are non-returnable and non-refundable. Copy of site license must be provided before order can be filled.

Cat#	Description	Warranty
E8008PN	Daily Quality Assurance (DQA) Phantom for use with Discovery MI, Discovery IQ PET and SIGNA PET/MR systems	W

Compatibility: Discovery MI, Discovery IQ and SIGNA PET/MR systems

Note: When not in use, secure this sealed source in a protected shielded area. Should cleaning become necessary, use a cloth moist with mild soap and water. Do not use strong organic solvents for cleaning plastic sources. Leak test annually.

VQC (Volumetric Quality Control) Imaging Phantom

- Make sure you're getting the most from your GE system by checking it with our custom designed imaging phantoms
- Recommended for accurate calibration of your PET/MR detector and easier quality control
- Designed to be held in place during use by standard source holders provided with scanning equipment
- No mechanical maintenance is required

Note: All pin, flood and phantom sources are non-returnable and non-refundable. Copy of site license must be provided before order can be filled.



E8008PM

Cat#	Description	Warranty
E8008PM	Volumetric Quality Control (VQC) Phantom for use with the SIGNA PET/MR system	W
Compatibility: SIGNA PET/MR system		

Volumetric Quality Control (VQC) Modules

- Make sure you're getting the most from your GE system by checking it with our custom designed imaging phantoms
- Recommended for accurate calibration of your PET/MR detector and easier quality control
- Designed to be held in place during use by standard source holders provided with scanning equipment
- No mechanical maintenance is required

Note: All pin, flood and phantom sources are non-returnable and non-refundable. Copy of site license must be provided before order can be filled.



E8008PE

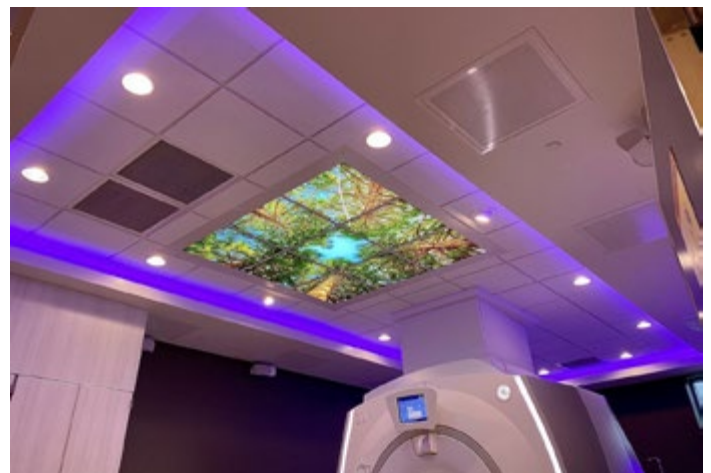
Cat#	Description	Warranty
E8008PE	SIGNA PET/MR Volumetric Quality Control (VQC) modules – Germanium-68, 3/set PET spheres	W
Compatibility: SIGNA PET/MR system		

MR Patient Experience

Caring MR Suite®

The PDC Caring MR Suite® is an MR patient experience suite that empowers patients and caregivers to instantly personalize the MR Suite to every patient's preference. By tapping on the Caring MR Suite® App, they can choose a favorite 4K Nature theme or movie, color of their ambient lighting hue, and in-room music

- Create a Calming Environment
- Improve Patient Comfort
- Elevate Patient Satisfaction
- Increase Exam Productivity
- The systems have been tested and certified to meet all GE MRI requirements and is guaranteed by PDC not to cause image artifacts





Cat#	Description	Warranty
Complete Solutions		
E8825BF	GE Caring MR Suite® (with Video Ceiling)	C
E8825BG	GE Caring MR Suite® (with Backlit Image Ceiling & In-Bore Viewing (PVD) & Premium LED Lighting)	C
E8825BH	In-Bore Viewing (PVD), Image Ceiling, & White LED Lighting	C
E8825BJ	65" Wall-mount Video Display, Image Ceiling, White LED & RGB LED Strip Lighting	C
Stand Alone Options		
E8825BL	6' x 4' Backlit Image Ceiling (6 Photographic Ceiling Panels)	C
E8825BM	6' x 6' Backlit Image Ceiling (9 Photographic Ceiling Panels)	C
E8825BN	4' x 4' Backlit Image Ceiling (4 Photographic Ceiling Panels)	C
E8825BC	MR LED Premium White Lighting Package	C
E8825BB	MR LED Basic White Lighting Package	C
E8825BP	MR RGB LED color changing – Accent Cove Lights – CURVED	C
E8825BQ	MR RGB LED color changing – Accent Cove Lights – STRAIGHT	C
E8825BR	LED RGB Color Changing Illuminated Wall Fixtures	C

Caring MR Suite® MRI Safe, LED Light Retrofit Bulb Kit

- This kit provides everything needed to replace A21 incandescent light bulbs in an existing MRI scan room with LED bulbs
- Catalog includes:
 - 12 LED light bulbs
 - 1 Power Supply



Cat#	Description	Warranty
E8825BA	MR LED Bulb Retrofit Package	C

Caring MR Suite® In-Bore Viewing with PVD (Portable Video Display)



Catalog #E8825BE

- This PVD is connected to power and the video source with a 25' cable. The Patient uses a mirror suspended in the MRI bore or mirror Glasses to view the PVD behind the bore.
- The PVD can be connected to an MRI music system supplied by others
- Includes:
 - 1 32" PVD on a rolling cart
 - 1 system control rack with power supply (does not include integration module for lighting control)
 - 4 wall mounted speakers (provide audio in the scan room)
 - 1 touchpad user interface
 - 1 installation cable kit
 - 1 PVD RF filter pack
 - 1 Blu-Ray player
 - 1 wireless access point
 - 1 device adapter

Catalog #E8825BK


- This PVD is wireless and battery powered
- There are no cables connected to the PVD
- The PVD must be connected to the battery charger overnight
- The Patient uses a Mirror suspended in the MRI bore or Mirror Glasses to view the PVD behind the bore
- The PVD can be connected to an MRI music system supplied by others
- This system has been tested and certified to meet all GE MRI requirements and is guaranteed by PDC not to cause image artifacts
- Includes:
 - 1 battery powered 32" PVD on a rolling cart
 - 1 wireless transmitter
 - 1 PVD RF filter pack
 - 1 Blu-Ray player
 - 1 video scaler
 - 1 WPVD battery charger

Cat#	Description	Warranty
E8825BE	In-Bore Viewing, Portable Video Display (PVD) Wired Connection	C
E8825BK	In-Bore Viewing, Wireless Portable Video Display (PVD)	C

MR Non-Magnetic Furniture

MR Coil Cart

- The MR Coil Cart holds 6+ coils
- Validated for up to 3T
- Holds CTL, NV, brain, extremity, body and shoulder coils
- Designed to match the scanner
- (4) swiveling, locking casters for easy movement
- Measures 44 in (L) x 32 in (W) x 48.75 in (H)
- Weight: 130 lbs



E8011M

Cat#	Description	Warranty
E8011M	MR Coil Cart	L

Physician Mobile Armchair

- Padded arms
- Charcoal gray
- Adjusts from 17.7 to 21.7 in (45 to 55 cm)
- Weight 31 lb (14 kg)
- Chair contains some ferro-magnetic material
- Not safe for use in an MRI Suite's Zone IV, use in control room only



E80331BE

Cat#	Description	Warranty
E80331BE	Physician Mobile Armchair	H

Non-Magnetic Foot Stool

- Non-ferrous construction
- Anti-slip step material
- Heavy duty rubber tips
- Overall Dimensions: 18 in (W) x 13 in (D) x 41.5 in (H) (45.6 x 33 x 105.4 cm)
- Step Dimensions: 16 in (W) x 12 in (D) (40.6 x 30.5 cm)
- Step Height: 8.5 in (21.6 cm)
- Weight Capacity: 500 lb (226 kg)



E8806AB

Cat#	Description	Warranty
E8806AB	Non-Magnetic Foot Stool with Handrail	H

MR Compatible IV Stand on Castors

- 130-200 cm (adjustable height)
- 2 hooks
- Stainless steel structure



E8806CB

Cat#	Description	Warranty
E8806CB	MR Compatible IV Stand on Castors	H

MR Lightweight Gurney for Mobile Sites

- Non-magnetic, lightweight gurney for mobile environments
- Adjusts to six height levels for easy patient transfers
- Telescoping head-end main frame section allows gurney to be shortened for maneuverability around tight corners and spaces
- Includes (4) locking casters, 3 in thick orange pad and (2) sets of restraining straps
- Optional IV pole (E8805BF) can be permanently mounted; folds down when not in use
- Can hold (4) 1-liter containers and (2) transport IV pumps, with hook and loop closures
- Height adjustable from 32.75 to 48.5 in
- Replacement orange gurney pad (E8805BD) constructed of polyurethane foam pad with vinyl-coated nylon cover, measures 72 in (L) x 18 in (W) x 3 in (H). Cover is abrasion- and fire-resistant, bacteriostatic and resists blood and body fluids
- Maximum weight capacity of the gurney is 400 lbs



E8805BA



E8805BD



E8805BF

Cat#	Description	Warranty
E8805BA	MR Lightweight Non-Magnetic Gurney for Mobile Sites	H
E8805BD	MR Mobile Gurney Replacement Pad - Orange	H
E8805BF	MR Mobile Gurney IV Pole	H

MR Non-Magnetic Linen Hamper with Wheels

- No lid
- Sturdy, stainless steel
- Includes one canvas reversible laundry bag
- 35" (H) x 18" (diameter)




E8806DC

Cat#	Description	Warranty
E8806DC	MR Non-Magnetic Linen Hamper with Wheels	H

Sentinelle® Breast Imaging Products

Sentinelle Padding Set

- A full set of replacement pads for use with the Sentinelle Vanguard detachable breast MR table
- Padding consists of 11 individual visco-elastic pads with cleanable, water-resistant covers. These pads include: 2 shoulder wedges, 1 arm support, 1 body wedge, 1 sub-body pad, 1 footrest, 1 hip wedge, 1 thin headrest, 1 right gap pad, 1 left gap pad, and 1 medial array pad
- NOTE: These pads are not replacements for the Vanguard Breast Tabletop Coil .



E8801WT

Cat#	Description	Warranty
E8801WT	Sentinelle MR Table Padding Set	H

Sentinelle Head Pad, Thin

- Visco-elastic foam pad has cleanable, water-resistant cover for added patient comfort
- Innovative geometry helps ensure patients remain comfortable during entire procedure



E8801WR

Cat#	Description	Warranty
E8801WR	Sentinelle MR Table Head Pad, Thin	H

Patient Positioning

Adjustable Headrest

- The headrest is height adjustable to enhance patient comfort and support the head during MRI scans
- Provides downward or sideways viewing positions



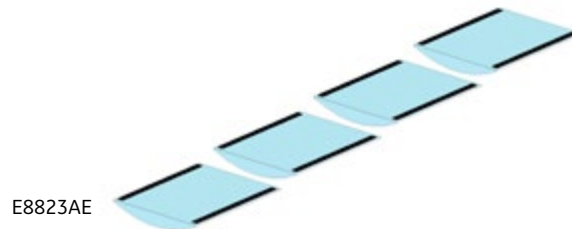
E8800B

Cat#	Description	Warranty
E8800B	Adjustable Headrest	H

MR Table Pads

Coated Segment Table Pad Set for MR

- Polyscan™ coated
- Set of 4 pads
- 15.25 in (L) x 15.5 in (W) x 2 in (D) each
- Gray nylon cover



Cat#	Description	Warranty
E8823AE	Coated Segment Table Pad Set – 4/set	H

Compatibility: See compatibility table below

MR SIGNA Table Pad

- Same pad that is shipped with the new system
- 60 in (L) x 15.5 in (W) x 2 in (D)
- Gray nylon cover



Cat#	Description	Warranty
E8802MH	MR SIGNA Table Pad – 60 (L) x 15.5 (W) x 2 (D) in (gray nylon cover)	H

Compatibility: See compatibility table below

MR Table Replacement Pad Reference Guide

System	Cat#	FRU (Field Replacement Unit)
SIGNA Premier	M7100DN*	5669738
SIGNA Artist/SIGNA Architect	M7000PD*	5473586 (order 2), 5473587 (order 1)
SIGNA Voyager	M70012KZ* (entire kit only)	5669738
Discovery MR750/MR750w 3.0T	E8823AE or E8802MH	n/a
Discovery MR750w GEM 3.0T	M7000PD*	5473586 (order 2), 5473587 (order 1)
Discovery MR450 1.5T	E8823AE or E8802MH	n/a
Optima MR450w 1.5T	E8823AE or E8802MH	n/a
Optima MR450w GEM 1.5T	M7000PD*	5473586 (order 2), 5473587 (order 1)
SIGNA PET/MR 3.0T	M8000PN*	5494203
SIGNA Pioneer 3.0T	M70012KZ* (entire kit only)	5669738
SIGNA Explorer 1.5T – Fixed Table	M50002DG*	5364439
SIGNA Explorer 1.5T – Detached Table	M50002DH*	5364439
SIGNA Creator 1.5T	M50002DG*	5364439
Optima MR360 1.5T – Fixed Table	M50002DG*	5364439
Optima MR360 1.5T – Detached Table	M50002DH*	5364439
Brivo MR355 1.5T	M50002DG*	5364439
SIGNA LX	E8802MH	n/a
SIGNA EXCITE/SIGNA HD	E8823AE or E8802MH	n/a
SIGNA HDe (standard table)	E8802MH	n/a
SIGNA HDxt	E8823AE or E8802MH	n/a

*To order contact your local GE Healthcare sales representative.

MR Patient Positioning Pads

MR Patient Positioning Accessories Kit

- Consists of a complete set of Polyscan™ coated positioning pads in a versatile, lightweight tote case
- Keeps all MR patient positioning accessories ready for use, when you want them, where you want them
- Cuts down on positioning pad loss
- Kit can either be a permanent fixture in an MR suite or easily carried from room to room
- Provides storage area for other accessories, such as earplugs, electrodes and film leads
- Kit includes all items listed below. Individual pads may be ordered separately

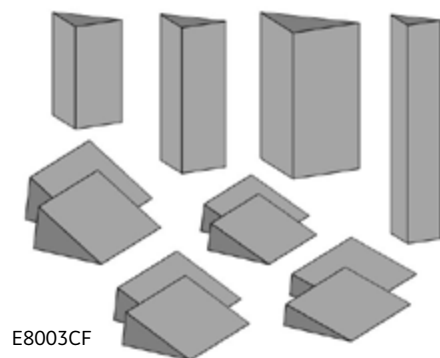


E8823A

Cat#	Description	Warranty
E8823A	MR Coated Patient Positioning Accessories Kit	H
E8823AB	Coated Knee Rest – 7 × 15.25 × 28 in	H
E8823AC	Coated Knee Coil Insert – 3.25 × 6.5 × 11.5 in	H
E8823AD	Coated Extremity Rest – 6.5 in. diameter × 11.5 in	H
E8823AE	Coated Segment Table Pad – 2 × 15.5 × 15.25 in (4/set)	H
E8823AF	Coated Body Wedge – 1.75 × 4 × 14.5 in (4/set)	H
E8823AG	Coated Rectangle Stack Pad – 1 × 3 × 14 in (4/set)	H
E8823AH	Coated Rectangle Elbow Pad – .5 × 9 × 19.75 in (2/set)	H

Positioning Pad Wedge Kit

Number of Pads	Dimensions	
1	5 × 5 × 15 in	12.7 × 12.7 × 38.1 cm
1	6.63 × 6.63 × 12 in	16.8 × 16.8 × 30.5 cm
1	7 × 7 × 7 in	17.8 × 17.8 × 17.8 cm
1	10 × 10 × 10 in	25.4 × 25.4 × 25.4 cm
2	3 × 10 × 10 in	7.6 × 25.4 × 25.4 cm
2	3.75 × 9 × 8 in	9.5 × 22.9 × 20.3 cm
2	4.63 × 10 × 10 in	11.8 × 25.4 × 25.4 cm
2	6 × 10 × 10 in	15.2 × 25.4 × 25.4 cm

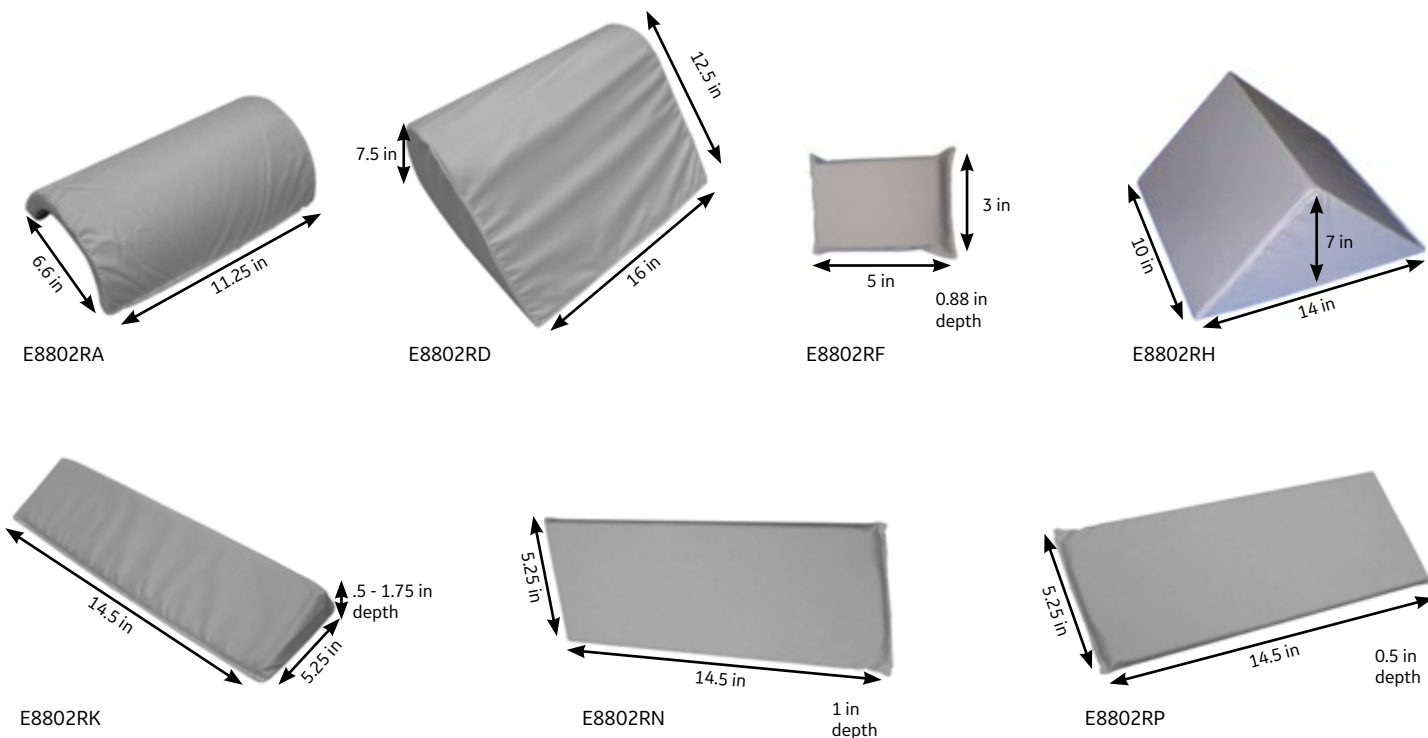


E8003CF

Cat#	Description	Warranty
E8003CF	Patient Positioning Wedge Kit – 12 pads	H

MR Patient Positioning Pads – General Use

- Quality nylon covered positioning pads validated for use in an MR environment.
Various sizes are available to help provide comfortable and proper patient positioning
- Easy to clean



Cat#	Description	Warranty
E8802RA	Knee positioning pad – nylon covered, half cylinder – 11.25 in (L) x 6.6 in (W)	H
E8802RD	Knee positioning pad – nylon covered – 16 in (L) x 12.5 in (W) x 7.5 in (D)	H
E8802RF	Positioning pad – nylon covered, small – 5 in (L) x 3 in (W) x 0.88 in (D)	H
E8802RH	Positioning wedge – nylon covered, 45 degrees – 14 in (L) x 10 in (W) x 10 in (H)	H
E8802RK	Positioning wedge – nylon covered – 14.5 in (L) x 5.25 in (W) x 0.5-1.75 in (D)	H
E8802RN	Positioning pad – nylon covered – 14.5 in (L) x 5.25 in (W) x 1 in (D)	H
E8802RP	Positioning pad – nylon covered – 14.5 in (L) x 5.25 in (W) x 0.5 in (D)	H

MR Pads Reference – Rectangular and Wedge Shaped

Rectangular Shaped					
Cat#	Description	Length (in)	Width (in)	Height (in)	Qty/Box
E8802RF	Positioning pad – nylon covered, small – 5 in (L) x 3 in (W) x 0.88 in (D)	5	3	0.88	1
5415766	MR Patient Positioning Pad, rectangular shape, 5 in (L) x 3 in (W) x 0.88 in (H), 4/box	5	3	0.88	4
E8802RP	Positioning pad – nylon covered – 14.5 in (L) x 5.25 in (W) x 0.5 in (D)	14.5	5.25	0.5	1
5415766-3	MR Patient Positioning Pad, rectangular shape, 14 in (L) x 3 in (W) x 1 in (H), 2/box	14	3	1	2
E8823AG	Coated Rectangle Stack Pad – 1 x 3 x 14 in (4/set)	14	3	1	4
E8802RN	Positioning pad – nylon covered – 14.5 in (L) x 5.25 in (W) x 1 in (D)	14.5	5.25	1	1
46-306574P7	MR Patient Positioning Pad, rectangular shape, 14.5 in (L) x 9 in (W) x 0.5 in (H), 1/box	14.5	9	0.5	1
46-306574P8	MR Patient Positioning Pad, rectangular shape, 14.5 in (L) x 9 in (W) x 1 in (H), 1/box	14.5	9	1	1
5415766-4	MR Patient Positioning Pad, rectangular shape, 19.75 in (L) x 9 in (W) x 0.5 in (H), 2/box	19.75	9	0.5	2
46-306574P9	MR Patient Positioning Pad, rectangular shape, 36 in (L) x 9 in (W) x 0.5 in (H), 1/box	36	9	0.5	1
5415766-2	MR Patient Positioning Pad, rectangular shape, 36 in (L) x 9 in (W) x 0.5 in (H), 2/box	36	9	0.5	2
46-306574P10	MR Patient Positioning Pad, rectangular shape, 36 in (L) x 9 in (W) x 1 in (H), 1/box	36	9	1	1
Wedge Shaped					
5415767	MR Patient Positioning Pad, wedge shape, 3 in (H – tapering to 0.25 in) x 10 in (L) x 10 in (W), 2/box	10	10	3 in tapering to 0.25	2
E8802RK	Positioning wedge – nylon covered – 14.5 in (L) x 5.25 in (W) x 0.5-1.75 in (D)	14.5	5.25	1.75 in tapering to 0.5	1
5415767-2	MR Patient Positioning Pad, wedge shape, 1.75 in (H - tapering to 0.25 in) x 14.5 in (L) x 4 in (W), 2/box	14.5	4	1.75 in tapering to 0.25	2
E8823AF	Coated Body Wedge – 1.75 x 4 x 14.5 in (4/set)	14.5	4	1.75 in tapering to 0.25	4
E8802RH	Positioning wedge – nylon covered, 45 degrees – 14 in (L) x 10 in (W) x 7 in (H)	14	10	7 in tapering to 0.25	1

Who do you contact to order?

Accessories (for catalogs beginning with the letter “E”)

Phone: 866-281-7545 opt. 1,2,1,2

Email: gehcaccessorysales@ge.com

Order online at: ServiceShop.gehealthcare.com

Global Parts (all other items)

Phone: 800-558-2040, opt. 1

Email: OnDemandOrders.Fax@ge.com

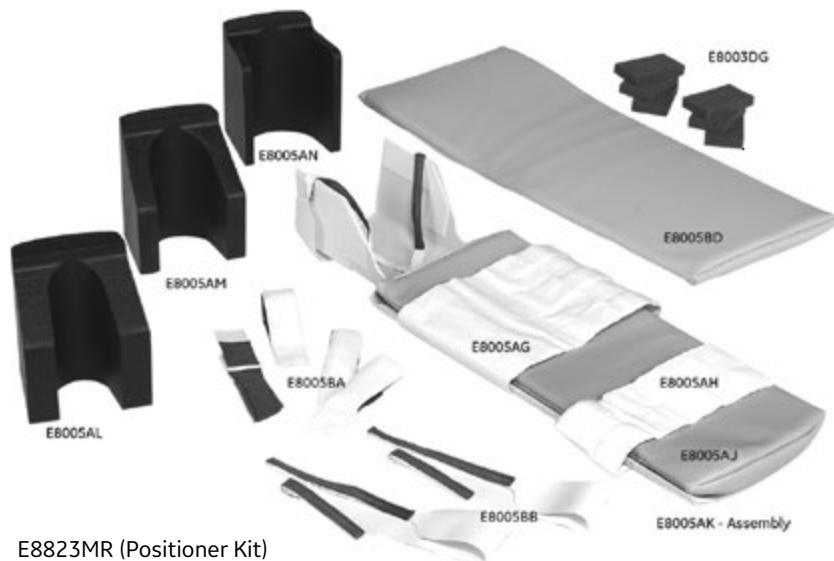
Order online at: ServiceShop.gehealthcare.com

MR Child Positioner Kit

- Designed for ease of use and enhanced patient comfort, while still helping to reduce body motions during supine studies
- Diagnostic images and staff efficiency may be improved because the child's entire body is restrained
- By reducing body motion and the need for retakes, it may also help to reduce patient exposure
- Replacement pieces also sold separately

Complete kit (E8823MR) includes:

- (1) child positioner assembly (cradle only)
- (1) child positioner pad
- (3) sizes of child positioner head cushions
- (1) wide body strap - 39 in (L) x 10 in (W)
- (1) narrow body strap - 39 in (L) x 5 in (W)
- (4) wrist straps
- (3) head straps
- (6) foam sponges
- (1) child thick cradle pad



Cat#	Description	Warranty
E8823MR	MR Child Positioner Kit	H
Replacement Child Positioner Pads and Straps		
E8005AH	Child Positioner Body Strap – Narrow (EA)	H
E8005AG	Child Positioner Body Strap – Wide (EA)	H
E8005AJ	Child Positioner Pad – Mist Gray (EA)	H
E8005AK	Child Positioner Assembly; Cradle Only (EA)	H
E8005AL	Child Positioner Head Cushion – Small (EA)	H
E8005AM	Child Positioner Head Cushion – Medium (EA)	H
E8005AN	Child Positioner Head Cushion – Large (EA)	H
E8005BA	Child Positioner Wrist Strap – 4/set	H
E8005BB	Child Positioner Head Strap – 3/set	H
E8005BD*	Thick Cradle Pad for Children – Mist Gray (EA)	H
E8003DG	Foam Sponges for Axial Headholder – 6/set	K


Compatibility: GE MR systems that incorporate a curved tabletop

*The Thick Cradle Pad (Cat# E8005BD) may be used with a standard table cradle. This pad is not designed for use inside the Child Positioner Assembly.

Patient Positioning Aids

GE SIGNA MR Patient Positioning Accessories

- Wide security strap set – includes (1) strap with Velcro and (1) strap with plastic buckle; 14 in (W) x 46 in (L) (E8802MC)
- Narrow security strap set – includes (1) strap with Velcro and (1) strap with plastic buckle; 6 in (W) x 46 in (L) (E8802MD)
- Extremity pad set, used to keep knees and elbows from contacting magnet bore 5.5 in (W) x 8 in (L) – set of (2) black pads (E8802AF)



Cat#	Description	Warranty
E8802MC	Wide Security Strap Set	H
E8802MD	Narrow Security Strap Set	H
E8802AF	Extremity Pad Set – Black (2/set)	H

Quick Straps

- Disposable Velcro-like hook and loop strapping can be cut to whatever length you need
- Smooth, non-adhesive back
- Sold per roll; choose 1.5 or 3 in width



E6424GJ

E6424GK

Cat#	Description	Warranty
E6424GJ	Quick Straps – 1.5 in (W) x 30 ft Roll	H
E6424GK	Quick Straps – 3.0 in (W) x 30 ft Roll	H

Neocoil Coils

6-Channel Carotid Coil

- Enables bi-lateral diagnostic imaging of the carotid artery
- Innovative array configuration offers complete coverage of head and neck vasculature from the sternal notch through the internal carotid arteries at the level of cervical vertebrae C1
- Allows for sub-millimeter resolution of the carotids lumen, vessel walls and atherosclerotic plaques
- Measures 24 in (L) x 14 in (W) x 7 in (H)
- Weighs approximately 5.5 lbs.



E8800WC

Cat#	Description	Warranty
E8800WC	3T 6-Channel Carotid Coil	L

Compatibility: GE SIGNA HDxt, Discovery MR750/MR750w 3T systems

MR Instruments Coils

32-Channel Head Coil

- 32-Channel phased array design for high signal-to-noise ratio
- Z-FOV for imaging the entire head
- Parallel imaging with acceleration in all three planes
- Sliding coil design for ease of patient positioning
- Open face for patient viewing




E8800DB

Cat#	Description	Warranty
E8800DB	32-Channel Head Coil	L


Compatibility: GE SIGNA Pioneer, Discovery MR750/750w 3T systems

Quad Head Coil Restraint System – Replacement Straps

- Order quality replacement restraint straps for your SIGNA Quad Head Coil Restraint System
- Sold in sets of 2



Quad Head Coil sold separately



Cat#	Description	Packaging	Warranty
E8801MA	Quad Head Coil Restraint – Forehead Straps	2/set	H
E8801MB	Quad Head Coil Restraint – Chin Straps	2/set	H

Resonance Innovations Coils

1.5T Pediatric Head/Spine Array Coil

The Pediatric Head and Spine Array Coil interfaces with the GE 1.5 Tesla 8-Channel System and has been designed to collect spine and brain image data. This multi-coil design incorporates five sets of quadrature antenna elements for scanning the cervical, thoracic, and lumbar spine, plus an eight-element parallel imaging compatible antenna. 8-Channel Head/Spine Coil allows volumetric imaging of the head, neck and spine.

- 18 element quadrature array includes an eight-element volumetric section for imaging pediatric brains
- Curvilinear section for imaging the spinal process of children up to 4 ft (122 cm) tall with head diameters up to 7.5 in (19 cm)
- Viewports in the head section allow patients to see or be observed



E8800DA

Cat#	Description	Warranty
E8800DA	1.5T Pediatric Head/Spine Array Coil	H

Compatibility: SIGNA HDxt 1.5T

Endorectal Coils

8-Channel eCoil Interface Device for Disposable Endorectal Coils

- Combines eCoil and GE 8-channel HD Torso coil for phased array imaging of the pelvis
- High resolution, small FOV imaging of prostate, cervix, colon and other regions of the pelvis
- Enhanced ability to visualize internal architecture of the prostate and periprostatic structures; including prostate capsule and neurovascular bundles

For GE 1.5T Systems

- Compatible with 1.5T eCoils – prostate, cervix and colon
- Supports 8-channel HD Torso coil from GE
- Provides high-resolution images leading to enhanced treatment planning
- May assist in tumor staging

For GE 3T Systems


- Compatible with 3T prostate eCoil
- Supports 8-channel HD Torso coil from GE
- Provides high-resolution images leading to better treatment planning
- May assist in tumor staging

1.5T Disposable Endorectal Coils – Prostate, Cervix, Colon

- Disposable endorectal surface coil portion of SIGNA Endocavity Coil System for imaging of the prostate, cervix or colon
- Single use, disposable coil for enhanced patient comfort and safety
- Coils are packaged 5 per box
- Compatible with GE SIGNA 1.5T Systems

3T Disposable Endorectal Coil – Prostate

- One box of disposable prostate endorectal coils. For use with the 3T MR endorectal interface device (E8801RH). Includes a manual and 5 coils per box



E8801RG/RH



Cat#	Description	Packaging	Warranty
E8801R	Disposable Endorectal Coil for SIGNA 1.5T – Prostate	5/Box	H
E8801RC	Disposable Endorectal Coil for SIGNA 1.5T – Cervix	5/Box	H
E8801RD	Disposable Endorectal Coil for SIGNA 1.5T – Colon	5/Box	H
E8801RG	8-Channel Coil Interface Device 1.5T Systems		H
Compatibility: SIGNA Explorer, Optima MR450/MR450w, SIGNA HDxt 1.5T			
E8801RK	Disposable Endorectal Coil for SIGNA 3T – Prostate	5/Box	H
E8801RH	8-Channel Coil Interface Device 3T Systems		H
Compatibility: Discovery MR750/MR750w, SIGNA HDxt 3T			


Breast Imaging Accessories for MR Breast Array Coil

8-Channel Non-Sterile Breast Biopsy Grids

- The 8-Channel Non-Sterile Breast Biopsy Grids are designed for the GE SIGNA HD Breast Array for MR breast biopsy procedures
- Disinfection procedures included with all orders of grids
- 5 per pack, non-sterile, single use
- Catalog #E8808BH is the same as FRU #2408416
- Catalog #E8808BJ is the same as FRU #2408414



E8800BH – Medial Grid




E8800BJ – Lateral Grid

Cat#	Description	Packaging	Warranty
E8800BH	Non-Sterile Medial Breast Biopsy Grids	5 grids/pack	H
E8800BJ	Non-Sterile Lateral Breast Biopsy Grids	5 grids/pack	H

Compression Plate Kit

- For the SIGNA 1.5T and 3T, HD, HDx and HDe coil pads
- Kit contains 2 lateral and 2 medial compression plates









E8801SZ

Cat#	Description	Packaging	Warranty
E8801SZ	Compression Plate Kit	4 plates/kit	H

Compatibility: 8-ch Breast Array (M3087JG or M3335LA) See page MR 33








Note: The Breast Plate Biopsy mechanism assembly (541690) is available through Global Parts.

MR Coil Pads Reference Guide





Coil Cat# & Description	Coil Image	Coil Replacement Pad Cat# & Description	Coil Replacement Pad Image	# of Pads
M1087SE 1.5T 3-ch Shoulder Array M3335LR 3.0T 3-ch Shoulder Array		E8801WB Shoulder patient comfort pad Dimensions: 34 cm (L) x 23 cm (W) x 12 cm (H)		1
M3087JG 1.5T 8-ch Breast Array M3335LA 3.0T 8-ch Breast Array with biopsy grids M3335MF 8-ch Breast Array without biopsy grids		E8801S Breast Array pad kit E8801WC Breast Array pad (chamber cover) E8800BH Medical Grid E8800BJ Lateral Grid		10 1
M3335LE 1.5T 12-ch Body Array M3335LF 1.5T 12-ch Body Array		E8801SF 12-ch Body Array Coil pad set		4

NOTE: Grids and compression plates are also available for the Breast array coil. See page MR 32.





Contact your local GE Healthcare representative to order MR coils. Replacement coil pads shown may be ordered through GE Accessories & Supplies unless otherwise noted. All MR coil pads have a 6 month limited warranty.

Coil Cat# & Description	Coil Image	Coil Replacement Pad Cat# & Description	Coil Replacement Pad Image	# of Pads
M3335LG 1.5T 16-ch Head, Neck and Spine Array M3335LH 1.5T 16-ch Head, Neck and Spine Array M7000AN 1.5T 16-ch Head, Neck and Spine Array		E8801WG 1.5T 16-ch Head, Neck and Spine pad set		7
M3335LM 3.0T 8-ch CTL Array		E8801TF 8-ch CTL patient comfort pad E8801TG 8-ch CTL Array ear pads E8801TH 8-ch CTL Array disposable ear pad covers (500/box)	  Image not available	1 2 1
M3335MC 1.5T 8-ch Body Array		E8801SG 8-ch Body Array pad kit		4





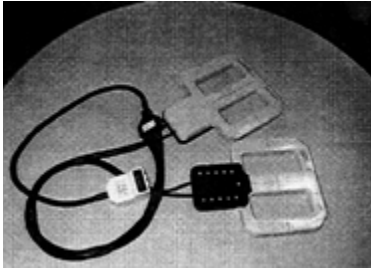



Contact your local GE Healthcare representative to order MR coils. Replacement coil pads shown may be ordered through GE Accessories & Supplies unless otherwise noted. All MR coil pads have a 6 month limited warranty.

Coil Cat# & Description	Coil Image	Coil Replacement Pad Cat# & Description	Coil Replacement Pad Image	# of Pads
M1385AY 3.0T 8-ch Torso Array		E8801TA 8-ch Torso Array table pad		1
		E8801TB 8-ch Torso Array spacer pad	 <p>Front Back</p>	1
		Part # 2405545* 8-ch Torso Array lower pad	 <p>Front Back</p>	1

*NOTE: The 8-ch Body array lower pad for Coil M1385AY is available through Global Parts Item # 2405545.

M3087JD 1.5T 8-ch Cardiac Array		E8801SH 8-ch Cardiac Array patient comfort pad		1
		E8801SJ 8-ch Cardiac Array patient headrest pad		1
		E8801SK 8-ch Cardiac Array patient lower body pad		1

Contact your local GE Healthcare representative to order MR coils. Replacement coil pads shown may be ordered through GE Accessories & Supplies unless otherwise noted. All MR coil pads have a 6 month limited warranty.

Coil Cat# & Description	Coil Image	Coil Replacement Pad Cat# & Description	Coil Replacement Pad Image	# of Pads	
M3335MA 1.5T 8-ch (HD PLUG)		E8801SL 8-ch CTL comfort pad kit – (2) ear/wedge pads, (1) knee pad, (1) comfort pad	 <p>Comfort pad</p>	4	
M3335TC 8-ch CTL Array			 <p>Ear/wedge pad</p>		
			 <p>Knee pad</p>		
M3087ZD Cardiac Phased Array		E8802CA Cardiac coil pad – Coil end (12.5 x 15 in)	 <p>Shown in plastic packaging</p>	1	
M1087CA 1.5T Cardiac Phased Array			E8802CB Cardiac coil pad – Foot end (30 x 15.75 in)	 <p>Shown in plastic packaging</p>	1
M3335SC 1.5T 4-ch Cardiac Array					
Quad head coil	Image not available	E8801ME Quad head coil cushion		1	

Contact your local GE Healthcare representative to order MR coils. Replacement coil pads shown may be ordered through GE Accessories & Supplies unless otherwise noted. All MR coil pads have a 6 month limited warranty.

Positioning Aids for Spine Surface Coils

The CTL foam pad (E8800PD) is a long gray-coated foam pad placed on the coil for patient comfort

- Measures 30.36 in (L) × 15.51 in (W) × 1.8 in thick

C-Spine coil wedge pads (E8800PE) are gray-coated foam pads for positioning between the patient and coil to immobilize patient's head

- Set of 2; one pad for each side of the patient's head
- Oval-shaped wedge pads measure 5.5 × 4 in, tapers from 2 in to 0.25 in thick

Both pads are for use with CTL 1.5T and 1.0T coil assembly



E8800PD



E8800PE

Cat#	Description	Warranty
E8800PD	CTL Foam Pad for CTL 1.5T and 1.0T Coil Assembly	H
Compatibility: MR Coil Cat# E8800HB & M3335TD/TB		
E8800PE	C-Spine Coil Wedge Pads (2/set)	H

Phased Array Coil Accessories

- Choose quality replacement pads for your CTL coil to keep your patients comfortable
- Choose replacement comfort pad:
 - E8801KT for Lower Section of CTL Spine Phased Array Coil
- Gray



E8801KT

Cat#	Description	Warranty
E8801KT	CTL Spine Phased Array Coil Pad – Lower Section – 27.25 in (L) x 13.62 in (W) x .25 - .95 in (Depth varies)	H

MR Earplugs

Aearo Classic® Foam Disposable Earplugs

- Aearo Classic Foam are bright yellow, latex-free, hypo-allergenic polymer foam earplugs; custom fit to any ear canal by simply rolling and inserting into ear
- Recommended for patients or staff with medium to large ear canals
- Offers NRR 29 dB protection
- Packaged 200 pairs per box



E8801BA

TaperFit® 2 Disposable Earplugs

- Latex-free, bright yellow, polymer earplugs with curved, tapered shape and smooth, non-allergenic outer skin for fast, comfortable, custom-fit insertions
- Recommended for patients or staff with small to medium ear canals
- Offers NRR 32 dB protection
- Packaged 200 pairs per box



E8801BB

MAXLite® Disposable Earplugs

- Bright green with smooth outer skin and tapered shape for easy insertion
- Special construction exerts less pressure on the ear than other expandable foam plugs, while still providing a high level of noise reduction
- Recommended for pediatric patients or patients with small ear canals
- Offers NRR 30 dB protection
- Packaged 200 pairs per box

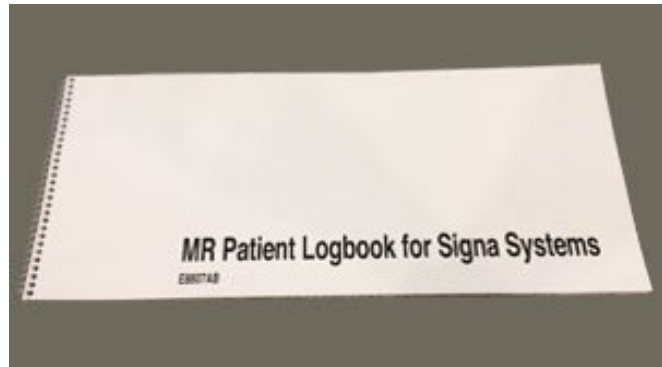


E8801BC

Cat#	Description	Packaging	Warranty
E8801BA	Aearo Classic Disposable Earplugs – Yellow, NRR 29 dB	200 pr/box	H
E8801BB	TaperFit 2 Disposable Earplugs – Yellow, NRR 32 dB	200 pr/box	H
E8801BC	MAXLite Disposable Earplugs – Green, NRR 30 dB	200 pr/box	H

MR Logbooks

- Provides an effective way to track daily patient studies; provides complete exam data in one convenient location
- GE SIGNA patient logbooks record 5 exams per page, 62 pages per book; shipped 6 logbooks per box



E8807AB

Cat#	Description	Packaging	Warranty
E8807AB	GE SIGNA Patient Logbooks	6/box	H

General Imagers

Carestream Dryview 5700

- Photothermographic dry laser technology
- Up to 45 films per hour: 14 x 17 in (35 x 43 cm)
- Supports 8 x 10 in, 10 x 12 in, 11 x 14 in, 14 x 17 in film sizes
- Integrated DICOM interface supports printing from DICOM print modalities
- Each film cartridge contains 125 sheets
- Solution for computed radiography (CR), digital radiography (DR), computed tomography (CT) and magnetic resonance (MR) imaging applications



E8202FT

Cat#	Description	Warranty
E8202FT	Carestream DryView 5700 Laser Imager (General Radiology)	E

Konica Drypro 832

Developed for radiology, the Konica Drypro 832 has multiple modality capabilities with a small footprint, fast printing and various film size capability.

- 50 second time to first print
- Small table-top design – less than 2 ft x 2 ft
- 90 sheets per hour throughput
- Print on five film sizes – 8 x 10 in, 10 x 12 in, 14 x 14 in, 14 x 17 in, and 11 x 14 in
- Laser technology – stable, consistent, and high resolution



E8205JG

Cat#	Description	Warranty
E8205JG	Konica Drypro 832	E
E8205JK	2nd Drawer for Konica Drypro 832	E

Codonics Imagers

Codonics Horizon GS (Grayscale) and Media

- Exceptional solution for non-color applications
- Prints large/small formats on film/paper
- Help reduce costs with Direct Vista® paper, an exclusive film alternative – offers savings over film
- Lightweight and moveable, weighing just 66 lbs; measures 20.5 in (W) × 24 in (L) × 14.5 in (H)
- 24 DICOM connections, PostScript key, media starter kit come standard



E8200DT

Cat#	Description	Warranty
E8200DT	Codonics Horizon GS Imager	E
E8200FC	Codonics Direct Vista 8.5 × 11 in Paper – 400 Sheets	W

Codonics Horizon Ci and Media

- A versatile diagnostic imager, well suited for the PACS environment
- Prints large/small format, color/grayscale, film/paper all in a desktop footprint
- Lightweight and moveable, weighing just 66 lbs; measures 20.5 in (W) × 24 in (L) × 14.5 in (H)
- Switch from film to color to grayscale paper with no operator intervention
- Up to 100 films per hour
- Color capability while satisfying traditional film needs
- Helps reduce costs with Direct Vista® paper, an exclusive film alternative – offers savings over film
- 24 DICOM connections, PostScript key, and media starter kit come standard



E8200DS

Cat#	Description	Warranty
E8200DS	Codonics Horizon Ci Imager	E
E8200FC	Codonics Direct Vista 8.5 × 11 in Paper – 400 Sheets	W
E8200FE	Codonics Direct Vista 14 × 17 in Clear Film – 500 Sheets	W
E8200FF	Codonics Direct Vista 14 × 17 in Paper – 400 Sheets	W

MR Guided Ultrasound

InSightec® ExAblate™ 2100 MR Guided Focused Ultrasound System

ExAblate 2100, the focused Ultrasound thermal ablation system for treatment of uterine fibroids and bone metastases, integrates high-intensity focused Ultrasound with the precision visualization, guidance, and monitoring provided by MR imaging.

- High precision for tissue differentiation
- 3-dimensional MR images allow for tumor localization and patient positioning
- MR anatomical and thermal imaging throughout the treatment to ensure that the targeted tumor is fully treated and other tissue is not affected
- Imaging in 3 orientations facilitates tumor targeting and accurate identification of pathology
- 3D visualization and temperature feedback
- Non-invasive, uterus sparing procedure
- Outpatient procedure



Cat#	Description	Warranty
E8820HD	InSightec ExAblate MRgFUS table for HDxt	C
Compatibility: SIGNA HDxt 1.5T & 3T		
E8820DW	InSightec ExAblate MRgFUS table for DVMR wide-bore	C
Compatibility: Discovery MR750w, Optima MR450w		
E8820DV	InSightec ExAblate MRgFUS table for DVMR	C
Compatibility: Discovery MR750, Optima MR450		
E8820BN	InSightec ExAblate Bone Application Module	C
E8820UF	InSightec ExAblate Uterine Fibroid Application Module	C
Compatibility: Discovery MR750/750w, Optima MR450/MR450w, SIGNA HDxt 1.5T & 3T		

Uninterruptible Power Supplies

Uninterruptible Power Supplies (UPS)

- Helps provide reliable, clean, consistent power for Diagnostic Imaging and PACS systems
- Helps to eliminate power anomalies (noise, transients, over and undervoltage), which could damage the system's sensitive computer components
- Enables the DI system to complete scanning after the loss of supply power and allows for the saving of valuable data and orderly system shutdown
- GE has tested and approved specific On-Line Double Conversion UPS models with GE Healthcare Diagnostic Imaging systems
- Configurations are available to support multi-modalities or even complete departments



E4502FP



E4504FN

Cat#	Description	Warranty
E45971AC	400 kVA UPS for SIGNA Premier (via surface)	G
E45971AE	400 kVA UPS for SIGNA Premier (via air freight)	G
E4504FP	700 VA Partial UPS (for MR package)	G
E4502FB	100 kVA GE UPS SG Series	G
E4502FD	150 kVA GE UPS SG Series	G
E4504FN	UPS Power Cable for Cat# 4504FM (used for SIGNA Premier, SIGNA Pioneer, SIGNA Voyager)	O



See Power Quality Compatibility Guide on page MR 59

Dynamic Sag Corrector

Dynamic Sag Corrector (DySC)

- Corrects for voltage sags at the system, department or facility level
- DySC is optimized for fast sag detection and response time (voltage detect time of 1 ms; sags are corrected with a peak voltage response time of 1.5 ms)
- A green power solution at > 99% energy efficiency, the DySC has no batteries and over time can offer lower cost of maintenance
- Smaller footprint and lighter weight than comparable (kVA) UPS systems
- Service Contracts offered by GE Healthcare
- Compatible with SIGNA™ Architect, SIGNA Artist, Discovery™ MR750, and Discovery MR750w/MR750 + GEM



E4505SM/E4505SN

Cat#	Description	Warranty
E4505SL	110 Amp (92 kVA) ProDySC Dynamic Sag Corrector (includes limited simple installation)	Y
E4505SJ	200 Amp (166 kVA) ProDySC Dynamic Sag Corrector (without installation)	Y
E4505SD	200 Amp (166 kVA) ProDySC Dynamic Sag Corrector (includes limited simple installation)	Y
E4505SM	200 Amp GT (166 kVA) ProDySC Dynamic Sag Corrector (without installation)	Y
E4505SN	200 Amp GT (166 kVA) ProDySC Dynamic Sag Corrector (includes limited simple installation)	Y



See Power Quality Compatibility Guide on page MR 59


Maintenance Bypass Panels

Maintenance Bypass Panels

- The Maintenance Bypass Panel feeds power to the UPS in the normal mode and enables an imaging system to operate when the UPS is in the manual bypass mode for routine servicing of the UPS or in the event of UPS failure.
- The UPS input and output breakers provide branch overcurrent protection, a disconnection/isolation means and OSHA lockout/tagout provisions
- The bypass breaker includes a control contact which interfaces with the UPS to switch into static bypass
- Each circuit breaker is permanently identified by function for ease of operation
- Helps reduce installation time by providing a pre-designed and tested system, eliminating the need to mount and wire a number of individual components
- Standardized design and testing helps ensure high product quality and system reliability
- Operations manual to supplement UPS documentation
- UL and cUL listed, labeled, tested and conforms to National Electric Code



Cat#	Description	Warranty
E4504CG	100 kVA UPS Bypass Panel (Use with UPS Catalog E4502FB)	Y
E4504CH	150 kVA UPS Bypass Panel (Use with UPS Catalog E4502FD)	Y

 See Power Quality Compatibility Guide on page MR 59

Main Disconnect Panel

Main Disconnect Panel

- The main Disconnect Panel provides emergency/out shut down, undervoltage protection, overcurrent protection, OSHA lockout/tag out provisions, and serves as a local disconnect for the GE Healthcare Diagnostic Imaging System.
- Helps reduce installation time by providing a single-point power connection, eliminating the need to mount and wire a number of individual components
- Standardized design and testing helps ensure high product quality and system reliability
- UL and cUL listed for compliance with National Electric Code
- Surface or semi-flush mounting
- Please consult your GE Healthcare Field Engineer to determine if this is the appropriate product for your needs before purchasing



E4502SP

Cat#	Description	Warranty
E4502SP	25 KAIC MR SIGNA Main Disconnect Panel w/Shield Cooler Compressor	Y



See Power Quality Compatibility Guide on page MR 59

Transformer

Transformer

- Meets or exceeds DOE 2016, NEMA TP-1, NEMA premium and DOD CSL-3 efficiency requirements
- Qualified to the seismic requirements of ASCE7.05, IEEE-693-2005 and IBC-2006
- UL Listed
- Weather shields protect transformers from rain, snow and the elements when installed outdoors




Cat#	Description	Warranty
E4500TB	112.5 kVA Step Up Transformer – 208-480Y/277 Volt	Y
E4500AR	Weather Shield for 112.5 kVA Transformers	Y

Power Quality Compatibility Guide

MR Systems	Full UPS Cat #	Full UPS Description	Partial UPS Cat #	Partial UPS Description	Maintenance Bypass Panel	Main Disconnect Panel	DC Lighting Controller	Dynamic Sag Corrector
SIGNA Premier	E45971AC or E45971AE	400 kVA 400 kVA	E4504FP and E4504FN (required cable)	0.7 kVA Partial System UPS	Included in E45971AC E45971AE	M7100AA*	n/a	TBD
SIGNA Artist SIGNA Architect	E4502FD	150 kVA UPS	E4504FP	0.7 kVA Partial System UPS	E4504CH	M7000WL*	n/a	E4505SD/SJ E4505SM/SN
SIGNA Creator SIGNA Explorer Brivo MR355 Optima MR360	E4502FB	100 kVA UPS	E4504FP	0.7 kVA Partial System UPS	E4504CG	M3088TM*	n/a	TBD
SIGNA Voyager SIGNA Pioneer	E4502FB	100 kVA UPS	E4504FP and E4504FN (required cable)	0.7 kVA Partial System UPS	E4504CG	M7000WL*	n/a	TBD
Discovery 450 1.5T Optima 450w SIGNA PET/MR	E4502FD	150 kVA UPS	E4504FP	0.7 kVA Partial System UPS	E4504CH	M7000WL*	n/a	TBD
Discovery 750 3.0T Discovery 750w	E4502FD	150 kVA UPS	E4504FP	0.7 kVA Partial System UPS	E4504CH	M7000WL*	n/a	E4505SD/SJ E4505SM/SN
SIGNA 1.0T and 1.5T MR/I Wide Open	E4502FB	100 kVA UPS	E4504FP	0.7 kVA Partial System UPS	E4504CG	E4502SP	n/a	TBD
Excite 1.5T, 3.0T, HDx, HDe	E4502FB	100 kVA UPS	E4504FP	0.7 kVA Partial System UPS	E4504CG	TBD	n/a	TBD

*To order contact your local GE Healthcare representative.

GE Adventure Series – Customized Rooms




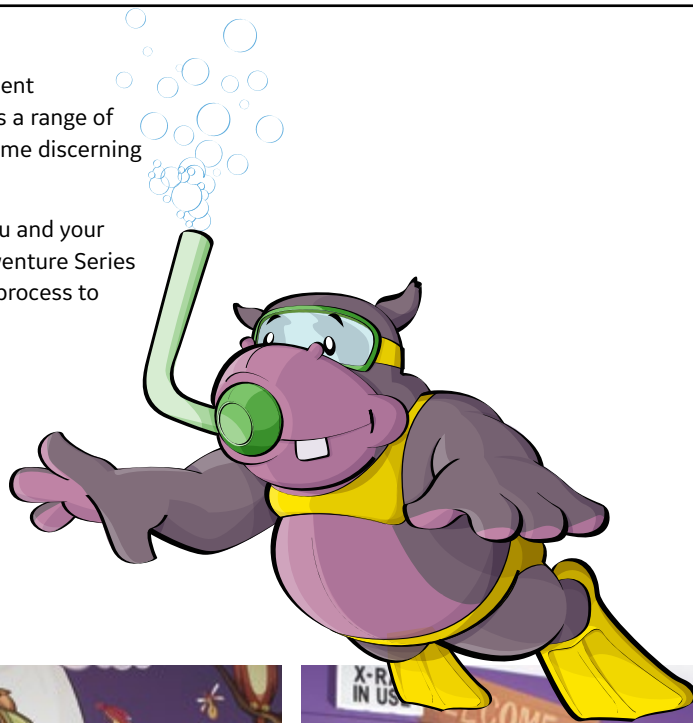
The GE Healthcare Design team will work with a small group of your hospital staff to create a custom layout and select themed graphics from the existing catalogs, or at times, create new appliques that fit the space and flow of each room.

In today's crowded markets, standing out and creating a unique patient experience can be a key to success. While Adventure Series provides a range of creative options to choose from, GE Healthcare understands that some discerning facilities desire something even more unique.

For those of you seeking a product experience custom tailored to you and your facility, we are pleased to offer you the ability to customize your Adventure Series room. GE Healthcare will work with you through the custom design process to create the experience you envision.

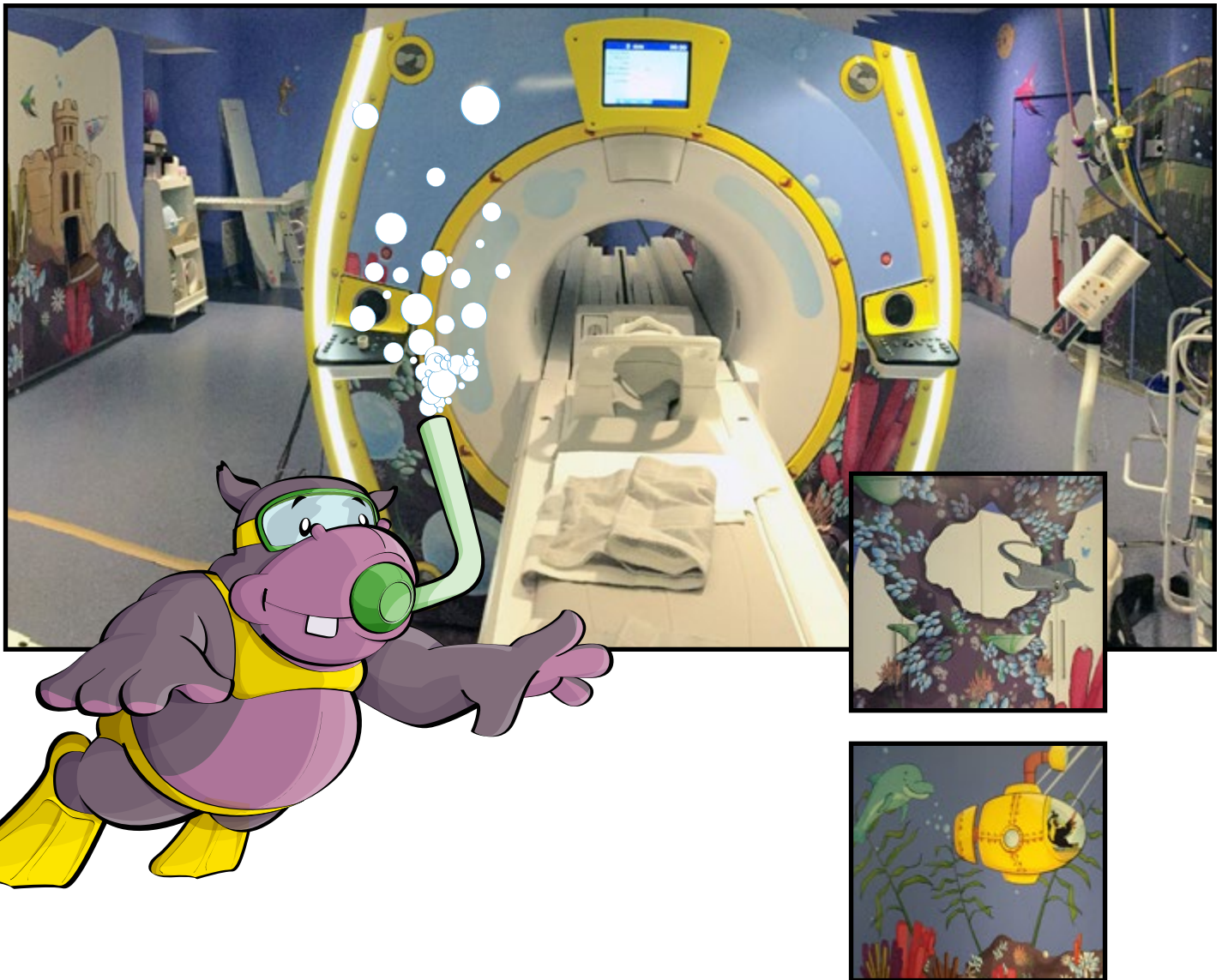
Adventure Series can be customized for the following spaces:

- Scan rooms
- Cafeterias
- Hallways
- Stress Labs
- Waiting rooms
- Exam rooms
- Uptake rooms





GE Adventure Series for MR - Deep Blue Sea



Graphics are designed for use on smooth or textured/acoustic material walls

Cat#	Description	Warranty
E1500MZ [†]	MR Deep Blue Sea for SIGNA™ Architect, SIGNA Artist, SIGNA PET/MR, Optima™ MR450w + GEM, Discovery™ MR750, and Discovery MR750w/MR750w + GEM	Y
E1500ZA	Adventure Series - Hawaii, Alaska, Puerto Rico, Canada Install	n/a



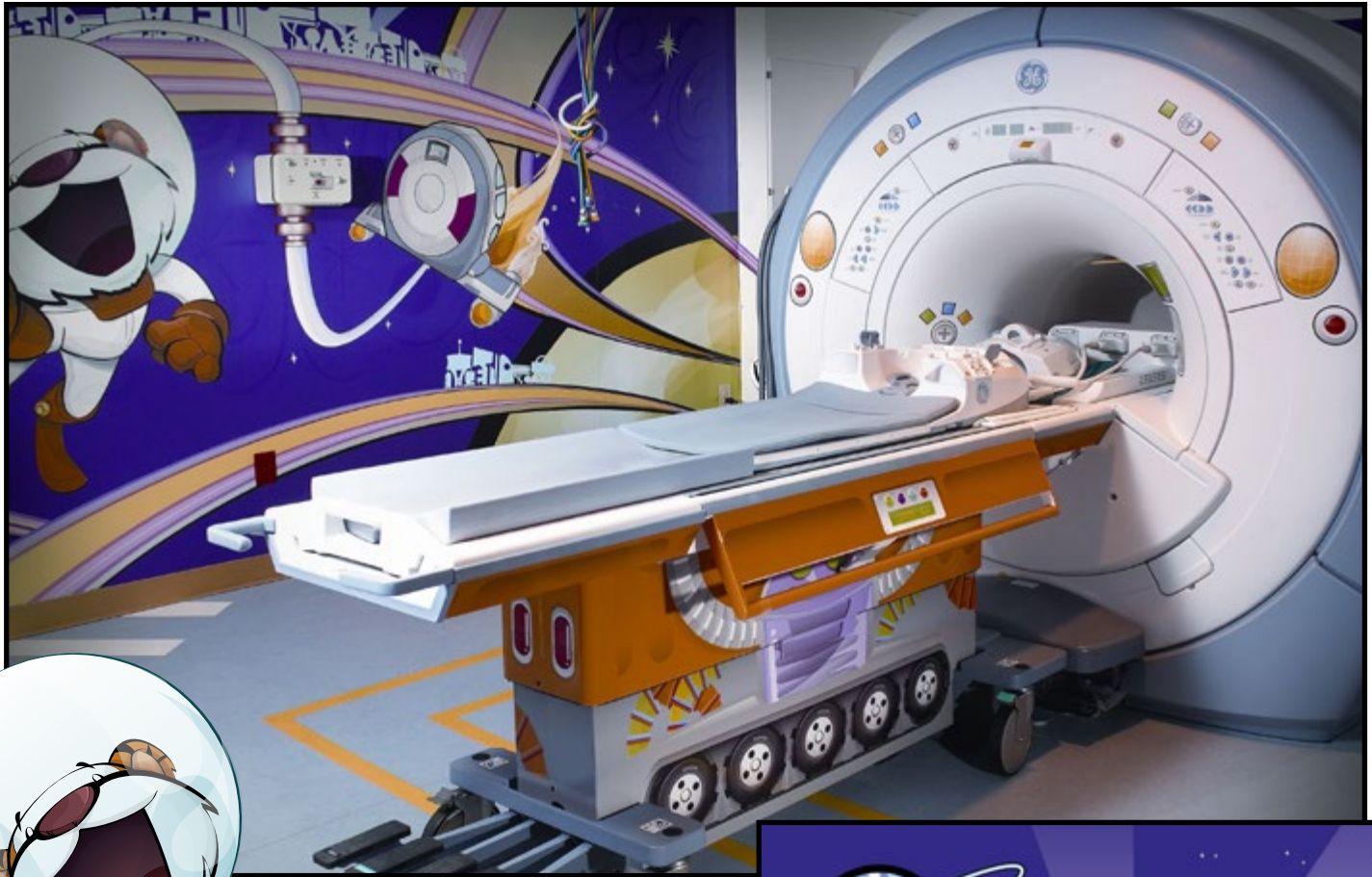
See GE Adventure Series Compatibility Guide on page MR 68

[†] MR Deep Blue Sea is not available for a ramped magnet room.

Rev. 01/21

Shop online at www.gehealthcare.com/accessories

GE Adventure Series for MR – Space Runway

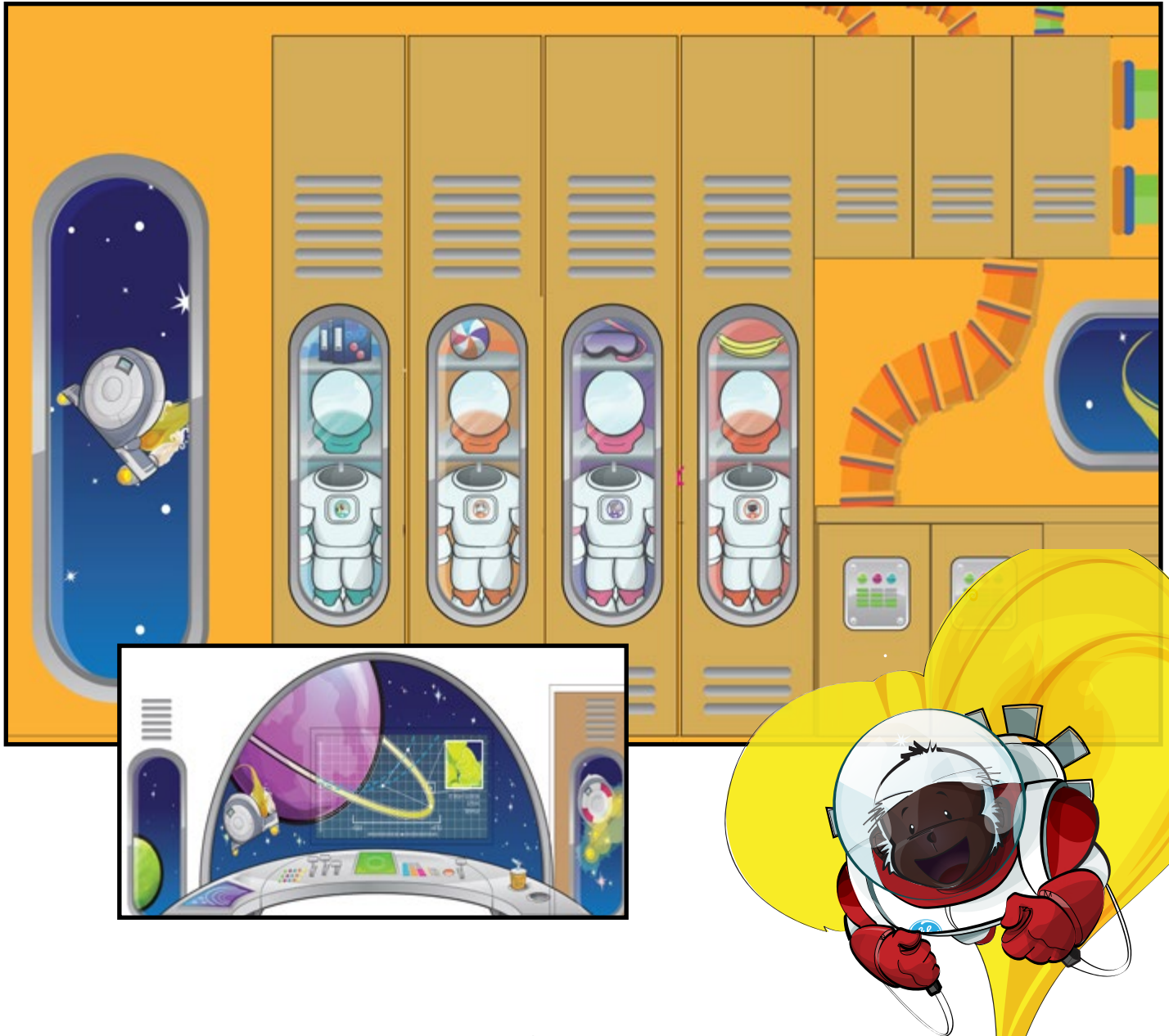


Graphics are designed for use on smooth or textured/acoustic material walls

Cat#	Description	Warranty
E1500MG	MR Space Runway for SIGNA™ Vibrant 1.5T, SIGNA HDxt 1.5T/3.0T, and SIGNA HDi 1.5T	Y
E1500MM	MR Space Runway for Discovery™ MR450, Optima™ MR450w, and Discovery MR750	Y
E1500ZA	Adventure Series - Hawaii, Alaska, Puerto Rico, Canada Install	n/a

C See GE Adventure Series Compatibility Guide on page MR 68

GE Adventure Series for MR – Space Station



Graphics are designed for use on smooth or textured/acoustic material walls

Cat#	Description	Warranty
E1500MA	MR Space Station for SIGNA™ Vibrant 1.5T, SIGNA HDxt 1.5T/3.0T, and SIGNA HDi 1.5T	Y
E1500MK	MR Space Station for SIGNA™ Architect, SIGNA Artist, SIGNA PET/MR, Optima™ MR450w/MR450w + GEM, Discovery™ MR450, Discovery MR750, and Discovery MR750w/MR750w + GEM	Y
E1500ZA	Adventure Series - Hawaii, Alaska, Puerto Rico, Canada Install	n/a



See GE Adventure Series Compatibility Guide on page MR 68

GE Adventure Series for MR – Space Planetscape





Adventure Series

Graphics are designed for use on smooth or textured/acoustic material walls

Cat#	Description	Warranty
E1500MD	MR Space Planetscape for SIGNA™ Vibrant 1.5T, SIGNA HDxt 1.5T/3.0T, and SIGNA HDi 1.5T	Y
E1500ML	MR Space Planetscape for Discovery™ MR450, Optima™ MR450w, and Discovery MR750	Y
E1500ZA	Adventure Series - Hawaii, Alaska, Puerto Rico, Canada Install	n/a

C See GE Adventure Series Compatibility Guide on page MR 68

GE Adventure Series for MR – Sunset Safari



Graphics are designed for use on smooth or textured/acoustic material walls

Cat#	Description	Warranty
E1500MN**	MR Sunset Safari for Discovery™ MR450, Optima™ MR450w, Discovery MR750, SIGNA™ Vibrant 1.5T, SIGNA HDxt 1.5T/3.0T, and SIGNA HDi 1.5T	Y
E1500ZA	Adventure Series - Hawaii, Alaska, Puerto Rico, Canada Install	n/a



See GE Adventure Series Compatibility Guide on page MR 68

** Support collaterals (Coloring Books, Field Guides, Posters & Stickers) are not available for the MR Sunset Safari Adventure.

GE Adventure Series for MR – Cub Camp



Graphics are designed for use on smooth or textured/acoustic material walls

Cat#	Description	Warranty
E1500MS	MR Cub Camp for Discovery™ MR450, Optima™ MR450w, Discovery MR750, SIGNA™ Vibrant 1.5T, SIGNA HDxt 1.5T/3.0T, and SIGNA HDi 1.5T	Y
E1500ZA	Adventure Series - Hawaii, Alaska, Puerto Rico, Canada Install	n/a

C See GE Adventure Series Compatibility Guide on page MR 68

GE Adventure Series Compatibility Guide

Modality	Adventure	Cat#	Available System
MR	Cub Camp	E1500MS	Discovery™ MR450, Optima™ MR450w, Discovery MR750, SIGNA™ Vibrant 1.5T, SIGNA HDxt 1.5T/3.0T, and SIGNA HDi 1.5T
MR	Space Planetscape	E1500MD E1500ML	SIGNA Vibrant 1.5T, SIGNA HDxt 1.5T/3.0T, and SIGNA HDi 1.5T Discovery MR450, Optima MR450w, and Discovery MR750
MR	Space Runways	E1500MG E1500MM	SIGNA Vibrant 1.5T, SIGNA HDxt 1.5T/3.0T, and SIGNA HDi 1.5T Discovery MR450, Optima MR450w, and Discovery MR750
MR	Space Station	E1500MA E1500MK	SIGNA Vibrant 1.5T, SIGNA HDxt 1.5T/3.0T, and SIGNA HDi 1.5T SIGNA Architect, SIGNA Artist, SIGNA PET/MR, Optima MR450w/MR450w + GEM, Discovery MR450, Discovery MR750, and Discovery MR750w/MR750w + GEM
MR	Sunset Safari	E1500MN	Discovery MR450, Optima MR450w, Discovery MR750, SIGNA Vibrant 1.5T, SIGNA HDxt 1.5T/3.0T, and SIGNA HDi 1.5T
MR	Deep Blue Sea	E1500MZ	SIGNA Architect, SIGNA Artist, SIGNA PET/MR, Optima MR450w + GEM, Discovery MR750, and Discovery MR750w/MR750w + GEM

Adventure Series is currently available in the US, Canada and Puerto Rico. Lead time for installation of Adventure Series rooms is approximately 4-6 weeks from date of order. Lead time for custom rooms are determined in the design process.



Save time. Order accessories online with Service Shop.

Auto-Reorder

Auto-Reorder

Set quantity, schedule frequency

Every 3 Months ▾

Customize the quantity and order frequency that works for you.



Add to Cart

Add to cart

It's that easy. Your first order has been placed. The product will be auto-delivered at your preferred delivery frequency.



Manage reorders

In advance of each delivery, we will send you a reminder email for your upcoming delivery. Skip your deliveries or cancel your subscriptions at any time.



Quick Order

Know what you need to order? Batch order multiple items at once with Quick Order on Service Shop. Enter a list of item numbers or paste from an excel spreadsheet, select quantity and add to cart. Spend less time ordering!



Payment Options

Pay by PO or credit card or integrate your purchasing system.

Register now at ServiceShop.GEHealthcare.com

1. Visit GE Healthcare Service Shop, navigating to the registration link in the upper left-hand corner of the page.
2. Give us your account details. Pro tip: Provide your customer account number for expedited registration.
3. A welcome message will come to you through the email you provide. Start shopping!



Specifications

- All specifications are subject to change without notice
- The product and brand names herein are the trademarks or registered trademarks of their respective owners

Pricing

- Please call to obtain current pricing. All pricing and product availability is subject to change without notice
- Price invoiced will be the price in effect at the time of order entry
- Quotations available upon request

Blanket Purchase Orders

You can save time and money by ordering your consumable products with our Blanket Order program. Blanket orders must be scheduled for a year or more and a signed purchase order agreement must be on file. Contact us for additional details.

Restocking Fee

- Returns are subject to, but not limited to, a minimum 15% restocking fee
- Certain items, such as sterile and environmentally controlled products within this catalog, are non-returnable and nonrefundable unless defective and have been noted as such

Product Returns

- Immediately upon receipt, please inspect all deliveries for order accuracy and condition
- For products shipped in error, please obtain return authorization from the Accessories and Supplies Call Center within thirty (30) days of delivery
- Power Quality items are nonreturnable and nonrefundable

Contact Us for General Information and Warranty Terms

In U.S.

GE Healthcare
Accessories and Supplies Customer Support Center
P.O. Box 414, W-544
Milwaukee, WI 53202

Phone: (866) 281-7545 – opt 1, opt 2, opt 1, opt 2

Fax: (877) 279-6990

Online: www.gehealthcare.com/accessories

Email: gehccaccessorysales@ge.com

All other regions

Contact your local GE Representative.

Ultrasound

U.S. Accessories & Supplies



How to Order



Shop online:
gehealthcare.com/accessories

Available 24/7, GE Healthcare Service Shop makes ordering supplies online fast and easy.

- Search real-time inventory of compatible, OEM products
- Take advantage of Auto Reorder for parts you buy regularly
- Batch order multiple items at once with Quick Order
- Get instant order and tracking confirmations
- Pay by PO or credit card or integrate your purchasing system

Visit GE Healthcare Service Shop to register.

1. Visit GE Healthcare Service Shop, navigating to the registration link in the upper left-hand corner of the page.
2. Give us your account details. Pro tip: Provide your customer account number for expedited registration.
3. A welcome message will come to you through the email you provide. Start shopping!

Register now at ServiceShop.GEHealthcare.com



Other ways to order:

Phone: (866) 281-7545 Options 1, 2, 1, 2

Fax: (877) 279-6990

Email: gehaccessoriesales@ge.com

EDI: Free – contact us for details

Hours: 7AM – 6PM (CST)



Table of Contents

Transducer Disinfection.....	U/S 4	▶
Transducer Storage.....	U/S 8	▶
trophon Products and Accessories.....	U/S 11	▶
Endocavity/General Probe Storage & Covers.....	U/S 14	▶
ABUS System Consumables.....	U/S 16	▶
SensorySuite for ABUS.....	U/S 17	▶
General Purpose Transducer Covers.....	U/S 20	▶
Endocavity Transducer Covers.....	U/S 22	▶
Ultrasound Lotion, Disinfecting Wipes & Gels.....	U/S 24	▶
Endocavity Needle Guides.....	U/S 27	▶
Furniture.....	U/S 29	▶
Printer Paper & Accessories.....	U/S 30	▶
Power Quality.....	U/S 31	▶

TD 200 portfolio of products to clean and disinfect TEE probes

- **Fastest automated cycle time in the US:** 10 minute automated disinfectant time for TEE probes; with total cycle time improved from 17 minutes to 10 minutes
- **Fastest High Level Disinfection of TEE Probes cleared by the FDA:** 3 minutes; high level disinfection time improved from 5 minutes to 3 minutes
- Single Use TD-12 AquaCide disinfectant – no longer an Aldehyde based solution – therefore a neutralization station is not needed



TD 200 Automated TEE Probe Cleaner Disinfectant



E8364GA



E8364GB



E8364GC



E8364GF



E8364GE



E8364GD

Cat#	Description	Warranty
E8364GA	TD 200 Automated TEE Probe Cleaner Disinfectant	C
E8364GB	TD-12 AquaCide	W
E8364GC	QwikCheck® Chemical Indicators	W
E8364GF	TD 200 HLD Tracker™ Documentation Log	W
E8364GE	AquaCide Spill Kit	W
E8364GD	Replacement vapor management and drain filter – TD 200	W

TD 100 portfolio of products to disinfect and protect TEE probes

TD 100 TEE Probe High Level Disinfecter

The TD 100® Automated TEE Probe Disinfecter is designed to provide high-level disinfection of transesophageal (TEE) echocardiogram ultrasound probes.

- Simple to use: quick 5 min disinfection cycle, in addition to 5 automated rinse cycles for total of 17 min
- Closed system with advanced vapor management: captures and neutralizes disinfectant fumes
- The automatic waste disposal feature helps to eliminate the potential for over-soaking the probe
- Repeatable, verified disinfection cycle: printed record for proof of successful cycle
- Tested and approved by the major TEE manufacturers



TD 100 TEE Probe Disinfecter



E8364BA



E8364BG



E8364DH



E8364DJ



E8364BE

Cat#	Description	Warranty
E8364BA	TD 100 Disinfecter (preinstallation kit, starter kit, vapor management filter & one case of disinfectant)	C
E8364BG	TD 100 Thermal Paper Roll (each)	W
E8364BF	Replacement Vapor Management Filter for TD 100 and Drain Filter	W
E8364DH	Nephros Water Filter Starter Kit	W
E8364DJ	Nephros Annual Maintenance Kit (includes 2 filters)	W
E8364BE	TD-8 Single-use, 0.59% ortho-pht halaldehydebased HLD, 32/box	W

TEEClean portfolio of product to clean and disinfect TEE probes

TEEClean Automated TEE Probe Cleaner Disinfector

TEEClean® is an automated solution that both cleans and high-level disinfects TEE probes. Automated reporting – including electronic record data logging and verification reporting – facilitates regulatory compliance/audits.

- Eliminates the manual cleaning process and need for a sink
- Reduces the potential for probe damage due to oversoaking
- Minimizes probe handling with integrated electrical leak testing
- Extra step of MRC testing NOT required – and single use disinfectant means no exposure to an open disinfectant that must be changed out regularly



E8365FM

TEEClean Automated TEE Probe both cleans and high-level disinfects. It eliminates the manual cleaning process and need for a sink.

TEEClean Automated TEE Probe Cleaner Disinfector



E8365FM



E8364FN



E8364FP



E8364FQ



E8364BE

Cat#	Description	Warranty
E8365FM	TEEClean Automated TEE Probe Cleaner Disinfector	C
E8364FN	TEEZyme for TEEClean	W
E8364FP	Nephros 5 mm filter (includes 4 filters)	W
E8364FQ	Vapor Management Filtration System	W
E8364BE	TD-8 Single-use, 0.59% ortho-pht halaldehydebased HLD, 32/box	W



TEEClean, TD 100 & TD 200 Quick Guide

Cat#	Description	Use with TD 200	Use with TD 100	Use with TEEClean
E8364GA	TD 200 Automated TEE Probe Disinfector	X		
E8364BA	TD 100 Disinfector		X	
E8364FM	TEEClean Cleaner & Disinfector			X
E8364GB	TD-12 AquaCide	X		
E8364BE	TD-8 Single-use Cartridge		X	X
E8364GC	QwikCheck® Chemical Indicators	X		
E8364FN	TEEZyme for TEEClean			X
E8364FF	TEEZyme®MC Enzymatic Cleaner	X	X	
E8364DJ	Nephros Annual Maintenance Kit	X	X	
E8364GD	Replacement Vapor Management and Drain Filter – TD 200	X		
E8364BF	TD 100 Vapor Management and Drain Filter		X	
E8364FP	Replacement Water Filter 5mm			X
E8364FQ	Main and Drain Vapor Management filter - TEEClean			X
E8364BM	TEEZyme Contoured Enzymatic Sponge	X	X	X
E8364BP	TEEZyme Sponge Storage Unit	X	X	X
E8364DF	QwikDry® Probe Drying Cloth	X	X	X
E8364DG	QwikDry Storage Unit	X	X	X
E8364DE	Electrical Leak Tester	X	X	X
E8364BQ	Leakage Tester Lead Wire	X	X	X
E8364DS	Printer Kit for Leakage Tester	X	X	X
E8364DT	Wall Mount for Leakage Tester & Printer	X	X	X
E8364EC	Printer Paper for Leakage Tester	X	X	X
E8364BC	Neutralization Station		X	X
E8364BJ	Neutralization Station Replacement Carbon Filter		X	X
E8364BH	Glycinex™		X	X
E8364GE	AquaCide Spill Kit	X		
E8364BN	Master Spill Kit		X	X
E8364GF	TD 200 HLD Tracker™ Documentation Log	X		
E8364EF	TD 100 HLD Tracker™ Documentation Log		X	
E8364BG	Thermal Paper Roll	X	X	X
E8364BB	CleanShield® TEE Probe Storage Cabinet (3 probe)	X	X	X
E8364BD	CleanShield® TEE Probe Storage Cabinet (6 probe)	X	X	X
E8364CC	HEPA Replacement Filter for Storage Cabinet	X	X	X
E8364CD	PreFilter Replacement Pack for Storage Cabinet	X	X	X
E8364DV	TPorter® Probe Transportation & Procedure Case	X	X	X
E8364EH	TPorter Cart	X	X	X
E8364FE	TPorter Handle Carrier	X	X	X
E8364DZ	PullUp™ TEE Probe Bio-Barrier Sleeve (red)	X	X	X
E8364DY	PullUp TEE Probe Cover (clear)	X	X	X
E8364DX	TPorter Tie Bands	X	X	X

Probe Care and Storage - TEEClean, TD 100 or TD 200



E8364BB



E8364BD



E8364CC



E8364CD



E8364BM



E8364BP



E8364DF



E8364DG

Cat#	Description	Warranty
E8364BB	CleanShield® TEE Probe Storage Cabinet (3 probe capacity) 88 in (H) x 25.25 in (W) x 10 in (D), 115 lb	C
E8364BD	CleanShield TEE Probe Storage Cabinet (6 probe capacity) 88 in (H) x 50.5 in (W) x 10 in (D), 230 lb	C
E8364CC	HEPA Replacement Filter for CleanShield Ultrasound Storage Cabinet (1 filter/box)	W
E8364CD	PreFilter Replacement Pack for CleanShield Ultrasound Storage Cabinet (12 filter/box)	W
E8364BM	TEEZyme Contoured Enzymatic Sponge for TEE probes, Box of 100 Sponges	W
E8364BP	TEEZyme Sponge Storage Unit	W
E8364DF	QwikDry Probe Drying Cloth, Case of 100 Cloths	W
E8364DG	QwikDry Storage Unit	W

Compliance Products - TEEClean, TD 100 or TD 200



E8364DE



E8364DT



E8364DS



E8364BN



E8364BQ



Probe adapter for leakage tester.
Contact us for details

Cat#	Description	Warranty
E8364DE	Electrical Leak Tester Base Model with added real time features (requires lead and adapter)	C
E8364BQ	Leakage Tester Lead Wire	C
E8364DT	Wall Mount for Leakage Tester & Printer	C
E8364DS	Printer Kit for Leakage Tester	C
E8364EC	Printer Paper for Leakage Tester	W
E8364BN	Master Spill Kit	W

Transport - TEEClean, TD 100 or TD 200



E8364DV



E8364EH



E8364FE



E8364DY



E8364DZ



E8364DX

Cat#	Description	Warranty
E8364DV	TPorter® Probe Transportation and Procedure Case	C
E8364EH	TPorter Cart Holds 4 Tporter cases for transport	C
E8364FE	TPorter Carrier Carrier hooks Tporter case to console handle	C
E8364DY	PullUp TEE Probe Cover 100 sleeves/box	W
E8364DZ	PullUp™ TEE Probe Bio-Barrier Sleeve 100 sleeves/box	W
E8364DX	TPorter Tie Bands Pack of 200 (100-red, 100-green)	W

Neutralization - TD 100, TEEClean



E8364BC



E8364BH

Cat#	Description	Warranty
E8364BC	Neutralization Station	C
E8364BH	Glycinex, 2 oz packets (24 per case)	W
E8364BJ	Neutralization Station Replacement Carbon Filter	W

trophon2® - Automated High Level Disinfecter

trophon2 is an environmentally friendly, efficient system for the complete High-Level Disinfection (HLD) of ultrasound transducers. It features AcuTrace™ (RFID) technology, which enhances digital record keeping to deliver a cost-effective, easy and reliable workflow for your HLD process.

trophon Sonex-HL™

Catalog #E8350MC

The cartridge contains a proprietary solution of 35% hydrogen peroxide. 80 mL each. Product cannot ship air.

trophon Chemical Indicators

Catalog #E8350MB

Chemical Indicators confirm that there is a Minimum Effective Concentration of disinfectant.



E8350MA



E8350MC



E8350MB

Cat#	Description	Packaging	Warranty
E8350MA	trophon2 Device	X	P
E8350MB	trophon Chemical Indicator (1 in/26 mm)	300/package	P
E8350MC	trophon Sonex-HL	6 bottles/box (80 ml bottle)	P



Traceability Accessories

trophon AcuTrace Operator Card

Catalog #E8350MJ

Incorporates AcuTrace™ technology to digitally capture operator interaction details, stored directly on your trophon2.



E8350MJ

trophon AcuTrace Medical Instrument Tag

Catalog #E8350MK

Incorporates AcuTrace™ technology to digitally capture ultrasound probe details, stored directly on your trophon2.



E8350MK

trophon AcuTrace PLUS License

Catalog #E8350ML

AcuTrace™ PLUS allows you to create a customized solution for streamlined workflows.



E8350ML

Cleaning and Drying Wipes

trophon Drying Wipes

Catalog #E8350MR

Are used to dry probes before and after HLD. The Drying Wipes are highly absorbent to leave surfaces completely dry.



E8350MR

trophon Wipes Wall Mount

Catalog #E8350MS

For wall mounting trophon Cleaning or Drying Wipes.

trophon Cleaning Wipes

Catalog #E8350MQ

The Wipes provide fast and efficient low level disinfection (LLD) of ultrasound equipment.



E8350MQ

Probe Storage Solutions

Clean Ultrasound Probe Covers

Catalog #E8350TA

Protect endocavitary and surface ultrasound probes from the risk of recontamination.



E8350TA

Cat#	Description	Packaging	Warranty
E8350MJ	trophon AcuTrace Operator Card	10/box	P
E8350MK	trophon AcuTrace Medical Instrument Tag	10/box	P
E8350ML	trophon AcuTrace PLUS License	1	P
E8350MQ	trophon Companion Cleaning Wipes	6/box (100 wipes/can)	P
E8350MR	trophon Companion Drying Wipes	6/box (100 wipes/can)	P
E8350MS	trophon Companion Wipes Wall Mount	1	P
E8350TA	Clean Ultrasound Probe Cover	100 covers/box	P

trophon Mounting Options

trophon2 Wall Mount2

Catalog #E8350MD
 12.0 in (L) x 11.5 in (W) x 10.8 in (H)
 Weight – 8.4 Lb/3.8 kg

trophon Mobile Cart

Catalog #E8350ME
 36.4 in (H) x 20.7 in (W) x 22.4 in (D)
 Weight – 53 Lb/24 kg



trophon Printer and Accessories

trophon Printer

Catalog #E8350PA
 trophon Printer Product Dimension:
 8.23 in (L) x 4.29 in (W) x 6.73 in (H)

Records each HLD cycle and generates an adhesive label for documentation and traceability.



trophon Printer Paper/Labels (1 roll – 600 prints)

Catalog #E8350PB
 Labels are direct thermal adhesive with a seven year print stability.

Printer Mounting Options

trophon Printer Wall Mount

Catalog #E8350PF
 Custom designed for secure, horizontal mounting of the trophon Printer including cable organization.



Printer Mount for trophon Cart 2

Catalog #E8350PG
 Designed for securely attaching the trophon Printer to the trophon Cart.
 (Note: only for customers who have both the trophon Cart and Printer).

Cat#	Description	Packaging	Warranty
E8350MD	trophon Wall Mount 2	1	P
E8350ME	trophon Cart	1	P
E8350PA	trophon Printer	1	P
E8350PB	trophon Printer Paper	1 roll – approx 600 prints	P
E8350PF	trophon Printer Wall Mount	1	P
E8350MG	Printer Mount for trophon Cart 2	1	P



Endocavity/General Purpose Probe Storage

CleanShield® Probe Storage Cabinet

Designed to effectively and securely store disinfected endocavity probes and semi-critical devices.

- Specifically designed for trans vaginal, trans rectal, and general purpose ultrasound probes
- Stores up to 6 endocavity probes
- Probes stored in vertical position to minimize stress on connection cable, strain relief and electrical pack
- Made of thermally-fused polypropylene – easy to clean and will not rust
- Unique two-stage filtration removes potential airborne contaminants from entering the cabinet
- Dimensions – 88 in (H) x 26 in (W) x 10 in (D)
- Weight – 115 lbs.

CleanShield® Ultrasound Storage Cabinet - HEPA Filter

- Recommended filter replacement interval is once every 2 years, or when indicator light comes on
- 1 filter/box

CleanShield® Ultrasound Storage Cabinet, PreFilter pack

- Recommended filter replacement interval is once every 3 months
- 12 filters/box



E8364CA



E8364CA



E8364CC



E8364CD

Cat#	Description	Packaging	Warranty
E8364CA	CleanShield® Ultrasound Storage Cabinet, 110V	1	C
E8364CC	HEPA Filter for CleanShield® Ultrasound Storage Cabinet	1/box	W
E8364CD	PreFilter Pack for CleanShield® Ultrasound Storage Cabinet	12/box	W

Ultrasound Probe Rack

Our Ultrasound Probe Rack has been designed to hold a variety of probes.

- Cable support on back plate can hold small, narrow probes ie: MSK
- Includes 4 pre-drilled holes for wall mounting
- Weight – 13.5 lbs
- Measurements – 20 in (L) x 15 in (H) x 5.5 in (D)

E8363JF



Cat#	Description	Warranty
E8363JF	Ultrasound Probe Rack	H

Compatibility: Long intracavity, large 4-D OB and standard size probes

Disposable Probe Storage Covers

Protek Non-sterile Probe Covers

- Fits endocavity and general purpose probes
- Helps protect entire probe, including handle
- Designated space for applying disinfection label
- Latex-free



E8388AA



E8388AB

Cat#	Description	Packaging	Warranty
E8388AA	Protek Non-Sterile Disposable Storage Cover – 4" x 16" clear storage cover	100/box 4 boxes/case	H
E8388AB	Protek Non-Sterile PullUp™ Disposable Storage Cover – 4" x 16" PullUp Storage cover with Secure Tape	200/box	H

Clean Non-sterile Ultrasound Probe Covers

Decrease Risk of Recontamination after High Level Disinfecting Probes Clean Ultrasound Probe Covers protect intracavity and surface ultrasound probes from the risk of recontamination through handling or the environment after high level disinfection (HLD).

- Enclosed wire wrap fastens cover around the probe and handle
- Internal cover size 4.3 in (W) x 13.6 in (L)
- Manufactured in a certified clean room (ISO 14644-1, Class 8)
- Latex-free
- Single-use
- Non-sterile
- 100/box



E8350TA

Cat#	Description	Packaging	Warranty
E8350TA	Clean Ultrasound Probe Covers	100/box	P

ABUS System Consumables

ABUS Membranes

The ABUS disposable scan membrane provides comfort to the patient during the 3D image acquisition. The flexible, polyester, mesh fabric stabilizes the breast tissue and enables better image quality during the scan. The membrane is single-use-only which eliminates the risk of cross-contamination and the need for sterilization.

ABUS Single-Use Stabilization Membrane for Invenia™ ABUS 2.0, Invenia™ ABUS and somo•v™ ABUS Platinum

Catalog #E8340AB

Curved membrane dimensions:

229 mm (L) x 213 mm (W) x 19 mm (D)

Polysonic® Ultrasound Lotion and Protex™ Ultrasound Disinfectant Wipes

See details on page U/S 18



E8340AB

GE Healthcare offers an array of consumable supplies for the ABUS (Automated Breast Ultrasound) portfolio of systems including scan membranes, Polysonic® ultrasound lotions, and Protex™ disinfectants.



E8340AB

ABUS Single-Use Stabilization Membrane for Invenia™ ABUS 2.0, Invenia™ ABUS, and somo•v™ ABUS (Automated Breast Ultrasound) Platinum systems (non-Sterile)



E8365EF

E8365EC

Compatible for use with either ABUS membrane



E8365EG

E8365EB

Compatible for use with ABUS system

Cat#	Description	Quantity per Box	Warranty
E8340AB	ABUS Single-Use Stabilization Membrane for Invenia™ ABUS 2.0, Invenia™ ABUS, and somo•v™ ABUS (Automated Breast Ultrasound) Platinum systems (non-Sterile)	50/box	W
E8365EC	Polysonic Ultrasound Lotion (Non-Sterile) – 8.5 oz dispenser bottles	12 bottles/box	H
E8365EF	Polysonic Ultrasound Lotion (Non-Sterile) – 1 US gallon with refillable dispenser	4 gallons/case	H
E8365EB	Protex Ultra Disinfectant Wipes – 60 ct Soft-pack w/stay-put adhesive backing – 6.5 in x 6.0 in	12 pack/box	H
E8365EG	Protex Ultra Disinfectant Wipes – 75 ct canister pack – 7 in x 9.5 in	8 pack/case	H

SensorySuite for ABUS

An all encompassing interactive experience centered around your patient.



Sight & Sound

A flat-screen monitor will display soothing video and relaxing ambient sounds of your selected environment.

Sight

Decorative wall panels in a choice of three ambiances and two sizes help set the mood for the selected ambiance.

Sight

A flat-screen monitor on the wall will display a slide show of photos of your selected ambiance.

Scent

A scent diffuser gently infuses the air with SensorySuite's light calming fragrance.

By focusing on your patients, we've re-invented the experience... and addressed many of the reasons why women avoid breast imaging.

Designed to stimulate a woman's senses, SensorySuite can distract her from the perceived discomfort, pain, and anxiety of a breast exam.

SensorySuite lets your patient choose the environmental ambiance she prefers for her breast imaging:

- Seaside
- Garden
- Waterfall
- Mountain

Designed to help you stand apart, SensorySuite helps enable you to:

- Improve the breast imaging experience of every woman
- Increase patient compliance with screening breast imaging
- Promote the high level of patient care you provide
- Differentiate your healthcare facility from others in your area

Advertise and promote your SensorySuite solution to women and referring physicians in your area with our comprehensive marketing tool kit of promotional materials.

Take breast imaging to a whole new place!



Seaside



Garden



Waterfall

SensorySuite may be purchased as packages or as individual items.



Seaside



Waterfall



Garden

Platinum Package includes:

- Interactive Experience including two large monitors (diag. 48 in/122 cm)
- SensorySuite Scent diffuser
- SensorySuite Exam Room fragrance capsules (Set of 30 scent diffuser refill capsules)
- One Wall Panel – Large size (106 cm x 49 cm/41.1 in x 19.3 in)
- Three Wall Panels – Large size 3 x (106 cm x 49 cm/41.1 in x 19.3 in)

Cat#	Description	Warranty
E6301RA	SensorySuite – Platinum Package – Seaside	E
E6301PA	SensorySuite – Platinum Package – Waterfall	E
E6301SA	SensorySuite – Platinum Package – Garden	E

Silver Package includes:

- Interactive Experience including one large monitor (diag. 48 in/122 cm)
- One Wall Panel – Large size (106 cm x 49 cm/41.1 in x 19.3 in)

Cat#	Description	Warranty
E6301SC	SensorySuite – Silver Package – Seaside	E
E6301RC	SensorySuite – Silver Package – Waterfall	E
E6301PC	SensorySuite – Silver Package – Garden	E

Gold Package includes:

- Interactive Experience including two small monitors (diag 32 in/81 cm)
- SensorySuite Scent diffuser
- SensorySuite Exam Room fragrance capsules (Set of 30 scent diffuser refill capsules)
- Three Wall Panels – Large size 3 x (106 cm x 49 cm/41.1 in x 19.3 in)

Cat#	Description	Warranty
E6301PB	SensorySuite – Gold Package – Seaside	E
E6301RB	SensorySuite – Gold Package – Waterfall	E
E6301SB	SensorySuite – Gold Package – Garden	E

Bronze Package includes:

- Interactive Experience including one small monitor (diag 32 in/81 cm)
- One Wall Panel – Small size (70 x 32 cm/27.5 x 12.6 in)

Cat#	Description	Warranty
E6301RD	SensorySuite – Bronze Package – Seaside	E
E6301PD	SensorySuite – Bronze Package – Waterfall	E
E6301SD	SensorySuite – Bronze Package – Garden	E

SensorySuite may be configured with individual items.

SensorySuite - Sight - Patient interactive device

Cat#	Description	Warranty
E63301CE	Tablet PC for waiting room	Y
E63301CF	Secured and flexible wall mount system for tablet PC in the waiting room	W



E63301CE

SensorySuite - Sight - Decorative Wall Panels

Cat#	Description	Warranty
E63301AA	Waterfall - One Wall Panel - Large size (106 x 49 cm/41.1 x 19.3 in)	W
E63301AB	Waterfall - Three Wall Panels - Large size 3 x (106 x 49 cm/41.1 x 19.3 in)	W
E63301AC	Waterfall - One Wall Panel - Small size (70 x 32 cm/27.5 x 12.6 in)	W
E63301AD	Waterfall - Three Wall Panels - Small size 3 x (70 x 32 cm/27.5 x 12.6 in)	W
E63301AE	Seaside - One Wall Panel - Large size (106 x 49 cm/41.1 x 19.3 in)	W
E63301AF	Seaside - Three Wall Panels - Large size 3 x (106 x 49 cm/41.1 x 19.3 in)	W
E63301AG	Seaside - One Wall Panel - Small size (70 x 32 cm/27.5 x 12.6 in)	W
E63301AH	Seaside - Three Wall Panels - Small 3 x (70 x 32 cm/27.5 x 12.6 in)	W
E63301AJ	Garden - One Wall Panel - Large size (106 x 49 cm/41.1 x 19.3 in)	W
E63301AK	Garden - Three Wall Panels - Large size 3 x (106 x 49 cm/41.1 x 19.3 in)	W
E63301AL	Garden - One Wall Panel - Small size (70 x 32 cm/27.5 x 12.6 in)	W
E63301AM	Garden - Three Wall Panels - Small size 3 x (70 x 32 cm/27.5 x 12.6 in)	W



SensorySuite - Scent: Diffuser/Capsules

Cat#	Description	Warranty
E63301BA	SensorySuite Scent diffuser	Y
E63301BB	SensorySuite Exam Room fragrance capsules (Set of 30 scent diffuser refill capsules)	W



E63301BA



E63301BB

SensorySuite - Sight & Sound - Interactive Experience

Cat#	Description	Warranty
E63301CJ	Interactive Experience including one small monitor (diag 32 in/81 cm)	E
E63301CK	Interactive Experience including two small monitors (diag 32 in/81 cm)	E
E63301CL	Interactive Experience including one large monitor (diag 48 in/122 cm)	E
E63301CM	Interactive Experience including two large monitors (diag 48 in/122 cm)	E

General Purpose Transducer Covers

PullUp™ Sterile Latex-Free General Purpose Transducer Covers

- Cover helps to provide protection against cross-contamination and maintains a sterile field
- The innovative design of the PullUp allows for the cover to be easily opened, easy application of gel, and the easy application of the cover
- Available in lengths of 24 and 48 in
- Packaged 24 Covers per box, sold per box



E8324PC/E8348PC

Cat#	Description	Packaging	Warranty
E8324PC	24 in PullUp Sterile Latex-Free Probe Cover 5.5 × 24 in (14 × 61 cm)	24/box	K
E8348PC	48 in PullUp Sterile Latex-Free Probe Cover 5.5 × 48 in (14 × 122 cm)	24/box	K

Intraoperative Transducer Covers

Protek Sterile Latex-Free Polyethylene Intraoperative Transducer Covers

- Intraoperative transducer cover for a sterile environment
- Extends up the length of the transducer cord, allowing up to 8 ft (2.4 m) of sterile protection
- Catalog #E8333AR include sterile gel packets and bands
- Packaged 12 Covers per box, sold per box



E8333AG



E8333AR

Cat#	Description	Packaging	Warranty
E8333AG	Sterile 6 in (tapers to) 3 in × 96 in (9.14 × 244 cm) Polyethylene Transducer Cover (No Gel)	12/box	K
E8333AR	Sterile 6 in (tapers to) 3 in × 96 in (9.14 × 244 cm) Polyethylene Transducer Cover (Gel)	12/box	K

Protek Sterile Latex-Free Transducer Covers

- Provides an extended field of sterile protection against cross-contamination
- Form-fitting tip provides a snug fit for small footprint transducers
- Packaged 10 Covers per box, sold per box



E8333AS

Cat#	Description	Packaging	Warranty
E8333AS	96 in PullUp Sterile Latex-Free Probe Cover 5.875 x 96 in (12.7 x 243.8 cm) with Form Fitted Tip and 2 Securing Clips	10/box	K

Compatibility: GE i12SL and i12L-RS transducers

Endocavity Transducer Covers – Non-Sterile

Endocavity Probe Covers – Non-Sterile

- Used for OB/GYN scanning procedures
- Helps to protect against cross-contamination
- Available for Auto-Reorder

Non-Sterile

	Cat#	Latex Free	Description	Bands Included	Gel Included	Packaging
	E8333AP	X	12 in (30.48 cm)	X		50/bag
	E8333KB	X	12 in (30.48 cm) with PullUP	n/a		200/bag
	E8333AL	X	2.5 x 24 in (6.4 x 61 cm)	X		24/box
	E8333DL		0.8 x 7.9 in (2 x 20 cm)	X	X	24/box
	E8333BM		1 x 7.9 in (2.6 x 20 cm)	X	X	24/box
	E8333AE		1.4 x 7.9 in (3.5 x 20 cm)	X		24/box
	E8333BR		1.4 x 7.9 in (3.5 x 20 cm)			100/bag
	E8333BS		1.4 x 7.9 in (3.5 x 20 cm)			500/bag
	E8333DM		0.8 x 2.8 in (2 x 7 cm)	200/bag		100/bag
	E8386CG	X	2.37 in tapering to 1.75 in (W) x 9.5 in (L) (60 mm tapering to 44 mm (W) x 241 mm (L))		X	100/bag

Endocavity Probe Cover Bands

	Cat#	Latex Free	Description	Packaging
	E8333AJ	X	.75 in (1.9 CM)	500/bag





NOTE: All Endocavity Probe Covers have Warranty Code K.

Endocavity Transducer Covers – Sterile

Endocavity Probe Covers – Sterile

- Used for OB/GYN scanning procedures
- Helps to protect against cross-contamination
- Available for Auto-Reorder



	Cat#	Sterile	Latex Free	Description	Bands Included	Gel Included	Packaging
	E8333KA	X	X	12 in (30.48 cm) with PullUP	n/a		200/bag
	E8333AK	X	X	2.5 X 24 in (6.4 X 61 cm)	X	X	24/box
	E8333EC	X		0.8 x 7.9 in (2 x 20 cm)	X		24/bag
	E8333BN	X		1.4 x 7.9 in (3.5 x 20 cm)	X		24/bag

Ultrasound Lotion

Parker Labs Polysonic® Ultrasound Lotion

POLYSONIC Ultrasound Lotion is an acoustic coupling lotion that is hypo-allergenic and has a light pleasing scent.



E8365EF

E8365EC

Cat#	Description	Packaging	Warranty
E8365EC	PolySonic Ultrasound Lotion (Non-Sterile) – 8.5 oz dispenser bottles	12/box	H
E8365EF	PolySonic Ultrasound Lotion (Non-Sterile) – 1 US gallon	4 gal/case	H

Compatibility: Used with GE ABUS system

Ultrasound Disinfectant Wipes

Parker Labs Protex Ultrasound Disinfectant Wipes

Protex™ one-step cleaner disinfectant kills more than 30 pathogens including HIV, H1N1 and MRSA, while remaining safe for even the most sensitive surfaces. The pre-moistened wipes are easy and convenient to use.



E8365EG

E8365EB

Cat#	Description	Packaging	Warranty
E8365EB	Protex Ultra Disinfectant Wipes – 60 ct Soft-pack w/stay-put adhesive backing – 6.5 in x 6.0 in	12 pack/box	H
E8365EG	Protex Ultra Disinfectant Wipes – 75 ct canister pack – 7 in x 9.5 in	8 pack/case	H

Compatibility: Visit gehealthcare.com/ultrasound for detailed information.

Ultrasound Gels

Parker Labs Aquasonic® 100 Gel

- Original gel for diagnostic and therapeutic applications
- Tested and approved for use with GE transducers
- Blue colored aqueous gel formula is non-staining, non-sensitizing, and non-irritating
- Hypoallergenic, bacteriostatic
- No salt or formaldehyde; not a spermicide
- 5 liter jug with dispenser, 250 ml bottles, or 20 g sterile overwrapped foil pouches



E8365BA

E8365AF

E8365BJ

Cat#	Description	Packaging	Warranty
E8365BA	Aquasonic 100 Gel (250 ml bottles)	12/case	H
E8365AF	Aquasonic 100 Gel (5 L jug – includes dispenser)	1/case	H
E8365BJ	Aquasonic 100 Gel (20 g pouches – single-use)	48/box	H

Parker Labs Aquasonic Clear Gel

- Same formula as original Aquasonic 100 Gel, but without the perfume or color
- Clear, non-scented aqueous, water-soluble gel formula is non-staining, non-sensitizing and non-irritating
- Hypoallergenic, bacteriostatic
- Offered in 250 ml bottles or 5 liter jug with dispenser



E8365CB

E8365CA

Cat#	Description	Packaging	Warranty
E8365CA	Aquasonic Clear Gel (250 ml bottles)	12/case	H
E8365CB	Aquasonic Clear Gel (5 L jug – includes dispenser)	1/case	H

Parker Labs SCAN® Gel

- Dual viscosity formula allows SCAN gel to be applied as a gel and scan as a fluid
- Less viscous than Aquasonic 100 for ultrasound procedures where a less viscous gel is desired
- Green colored gel is completely water-soluble, will not stain clothing, damage equipment, or irritate skin
- Hypoallergenic, bacteriostatic
- Offered in 250 ml bottles, 1 gallon jug with dispenser



E8365BC

E8365BD/BK

Cat#	Description	Packaging	Warranty
E8365BC	SCAN Ultrasound Gel (8 oz. bottles)	12/case	H
E8365BD	SCAN Ultrasound Gel (1 gal. jug)	1/case	H

Standoff Pads

Parker Labs Aquaflex® Standoff Pads

- Aqueous, flexible, disposable ultrasound standoff pad for use in difficult to visualize and near field areas
- Requires no gel, except in prolonged procedures
- Cushions sensitive areas for comfortable scanning
- Hypoallergenic, bacteriostatic
- Pads are disposable, which helps to prevent cross-contamination
- Each pad measures 2 × 9 cm
- Packaged 6 pads per box, sold per box



E8317C

Cat#	Description	Packaging	Warranty
E8317C	Aquaflex Standoff Pads – 2 × 9 cm	6/box	H

Endocavity Needle Guides

Protek Disposable Endocavity Needle Guide (Single Piece)

- 24 disposable procedure kits for ultrasound guided biopsy
- Disposable design of guide helps to reduce the risk associated with cross-contamination
- Directs instruments according to on-screen biopsy guidelines
- Needle Guides include (E8333JA):
 - 24 disposable biopsy needle guides
- Each starter kit includes (E8333JB):
 - 24 disposable biopsy needle guides
 - 24 latex transducer covers 1.4 × 7.9 in (3.5 × 20 cm) with gel and bands



E8333JA



E8333JB

Cat#	Description	Packaging	Warranty
E8333JA	E8C/E721/E8C-RS/IC5-9H/MTZ Needle Guides	24/box	K
E8333JB	E8C/E721/E8C-RS/IC5-9H/MTZ Biopsy Kit	24 procedures/box	K

Compatibility: E8C, E721, E8C-RS, IC5-9H and MTZ Transducers

Protek Disposable Endocavity Needle Guide

- 25 disposable procedure kits for ultrasound guided biopsy
- Disposable design of guide reduces risks associated with cross-contamination

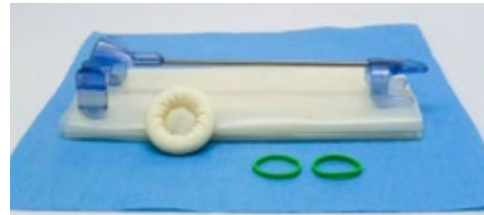


E8333DK

Cat#	Description	Packaging	Warranty
E8333DK	Sterile TV/TR 618E Endocavity Probe Long Needle Guide	25 procedures/box	K
Compatibility: TB/TR 618E transducers			

Protek Endocavity Needle Guides - Disposable

- Procedure kits for ultrasound guided biopsy
- Directs instruments according to on-screen biopsy guidelines
- Each Disposable Biopsy Needle Guide Starter Kit (E8387M) includes 24 sterile kits:
 - Each sterile kit includes: 1 disposable needle guide, 1 latex probe cover, 1 non-latex probe cover and elastic bands
- Disposable design of guide reduces risks associated with cross-contamination
- Cost-effective disposable kits helps maximize patient throughput



E8387M

Protek Endocavity Needle Guide - Reusable

- Stainless steel reusable biopsy guide allows for repeat usage after sterilization requirements have been met per hospital or clinic protocol
- Directs instruments according to on-screen biopsy guidelines



E8387MA

Cat#	Description	Packaging	Warranty
E8387M	BE9C Disposable Biopsy Needle Guide Starter Kit	24 procedures/box	H
E8387MA	BE9C Reusable Biopsy Needle Guide	1	H
Compatibility: BE9C transducers			

Ultrasound Furniture

Ultrasound Carrying Case for Venue* 40

- Dent-resistant, shatter-resistant, lightweight, air and watertight case
- Durable molded-in hasps that allow the addition of standard size padlocks
- Hinges with integrated feet that hold fast under impact, and create a flat surface for upright stability



E8365CS

Cat#	Description	Warranty
E8365CS	Venue 40 Carrying Case	H

GE Anti-Fatigue Mat

- Helps to reduce body stress and fatigue resulting from standing for long periods
- One of the most comfortable, buoyant, anti-fatigue floor mats on the market
- Durable construction; sealed to prevent moisture absorption and facilitate cleanup



E7058A



E7058AB



E7058AC

Cat#	Description	Warranty
E7058A	GE Anti-Fatigue Floor Mat (Blue 3' x 5' x 5/8") – 20 lb	H
E7058AB	GE Anti-Fatigue Floor Mat (Gray 3' x 5' x 5/8") – 20 lb	H
E7058AC	GE Anti-Fatigue Floor Mat (Blue 2' x 3' x 5/8") – 9 lb	H

Physician Mobile Armchair

- Padded arms
- Charcoal gray
- Adjusts from 17.7 to 21.7 in (45 to 55 cm)
- Weight 31 lb (14 kg)
- Chair contains some ferro-magnetic material
- Not safe for use in an MRI Suite's Zone IV, use in control room only



E80331BE

Cat#	Description	Warranty
E80331BE	Physician Mobile Armchair	H

Sony Printer Media Supplies

Sony Printer Media and Supplies

- GE offers a variety of high-quality Sony printer papers and supplies to meet all of your printing needs. Please refer to the attached matrix to find the Sony media recommended for your printer



E8310JT



E8310JS



E8310KP



E8310KS



E8310LA



E8310LB



E8310LC



E8310GA

Cat#	Cross-Ref	Description	Compatible with Sony Printers	Prints Per Pack or Roll	Sold Per	Warranty
E8310JT	UPP-210HD	Sony High-Density Black & White Media (130 prints per roll; 1 case contains 5 rolls)	UP-991AD, UP-971AD, UP-910, UP-930, UP-960, UP-980	130	1 case = 5 rolls	H
E8310JS	UPP-210SE	Sony Standard Black & White Media (130 prints per roll; 1 case contains 5 rolls)	UP-991AD, UP-971AD, UP-910, UP-930, UP-960, UP-980	130	1 case = 5 rolls	H
E8310KP	UPC-21L	Sony A6 Color Print Pack (200 prints of paper and ribbon – 50 sheets x 4 packs)	UP-D25MD, UP-25MD, UP-21MD, UP-D23MD, UP-20	200	1 carton = 6 packs	H
E8310KS	UPC-55	Sony A5 Color Print Pack (2 individual packs of 100 sheets each and 2 ribbons)	UP-D55, UP-D55MD	200	1 carton = 5 packs	H
E8310LA	UPP-110HA	Sony High-Density Black & White Media (240 prints per roll; 1 case contains 10 rolls)	UP-880, UP-890MD, UP-D890	240	1 case = 10 rolls	H
E8310LB	UPP-110HD	Sony High-Density Black & White Media (270 prints per roll; 1 case contains 10 rolls)	UP-890MD, UP-895MD, UP-D895, UP-897MD, UP-D897MD, UP-D898MD, UP-X898MD	270	1 case = 10 rolls	H
E8310LC	UPP-110HG	Sony High-Glossy Black & White Media (240 prints per roll; 1 case contains 10 rolls)	UP-895MD, UP-D895, UP-897MD, UP-D897MD, UP-D898MD, UP-X898MD	240	1 case = 10 rolls	H
E8310GA	UPP-110S	Sony Standard Black & White Media (270 prints per roll; 1 case contains 10 rolls)	UP-890MD, UP-895MD, UP-D895, UP-897MD, UP-D897MD, UP-D898MD, UP-X898MD	270	1 case = 10 rolls	H

Power Quality

Uninterruptible Power Supplies (UPS)

- Helps provide reliable, clean, consistent power for Diagnostic Imaging and PACS systems
- Helps to eliminate power anomalies (noise, transients, over and undervoltage), which could damage the system's sensitive computer components
- Enables the DI system to complete scanning after the loss of supply power and allows for the saving of valuable data and orderly system shutdown



E8349PA

Cat#	Description	Warranty
Ultrasound UPS		
E4502M	420 VA Powerware UPS	ZZ
E4502KV	2 kVA UPS	D
E8249PA	1440 VA UPS (Medical Grade)	ZZ

U/S	UPS Cat#	UPS Description
LOGIQ 200	TBD	TBD
LOGIQ 400	E4502KV	2 kVA UPS
LOGIQ 500	E4502KV	2 kVA UPS
LOGIQ L7	E4502KV	2 kVA UPS
LOGIQ 700	E4502KV	2 kVA UPS
LOGIQ P5	E4502M	0.4 kVA UPS (Battery - E4502NA) (10 ft cord - E4502NB)
LOGIQ P6	E4502KV	2 kVA UPS
LOGIQ E9	E8349PA	1440 VA UPS (Medical Grade)
LOGIQ P3	TBD	TBD
LOGIQ S7	TBD	TBD
LOGIQ S8	E8349PA	1440 VA UPS (Medical Grade)
Vivid 3	E4502KV	2 kVA UPS
Vivid 3 Expert	E4502KV	2 kVA UPS
Vivid 3 Pro	E4502KV	2 kVA UPS
Vivid FiVe	E4502KV	2 kVA UPS
Vivid 7	E4502KV	2 kVA UPS
Vivid 7 PRO	E4502KV	2 kVA UPS
Vivid P3	TBD	TBD
Vivid FiVe EchoPAC Review Stations, Options and Accessories	TBD	TBD
Voluson E8/E6	TBD	TBD



Specifications

- All specifications are subject to change without notice
- The product and brand names herein are the trademarks or registered trademarks of their respective owners

Pricing

- Please call to obtain current pricing. All pricing and product availability is subject to change without notice
- Price invoiced will be the price in effect at the time of order entry
- Quotations available upon request

Blanket Purchase Orders

You can save time and money by ordering your consumable products with our Blanket Order program. Blanket orders must be scheduled for a year or more and a signed purchase order agreement must be on file. Contact us for additional details.

Restocking Fee

- Returns are subject to, but not limited to, a minimum 15% restocking fee
- Certain items, such as sterile and environmentally controlled products within this catalog, are non-returnable and nonrefundable unless defective and have been noted as such

Product Returns

- Immediately upon receipt, please inspect all deliveries for order accuracy and condition
- For products shipped in error, please obtain return authorization from the Accessories and Supplies Call Center within thirty (30) days of delivery
- Power Quality items are nonreturnable and nonrefundable

Contact Us for General Information and Warranty Terms

In U.S.

GE Healthcare
Accessories and Supplies Customer Support Center
P.O. Box 414, W-544
Milwaukee, WI 53202

Phone: (866) 281-7545 – opt 1, opt 2, opt 1, opt 2

Fax: (877) 279-6990

Online: www.gehealthcare.com/accessories

Email: gehccaccessorysales@ge.com

All other regions

Contact your local GE Representative.

X-ray

U.S. Accessories & Supplies



How to Order



Shop online:

gehealthcare.com/accessories

Available 24/7, GE Healthcare Service Shop makes ordering supplies online fast and easy.

- Search real-time inventory of compatible, OEM products
- Take advantage of Auto Reorder for parts you buy regularly
- Batch order multiple items at once with Quick Order
- Get instant order and tracking confirmations
- Pay by PO or credit card or integrate your purchasing system

Visit GE Healthcare Service Shop to register.

1. Visit GE Healthcare Service Shop, navigating to the registration link in the upper left-hand corner of the page.
2. Give us your account details. Pro tip: Provide your customer account number for expedited registration.
3. A welcome message will come to you through the email you provide. Start shopping!

Register now at ServiceShop.GEHealthcare.com



Other ways to order:

Phone: (866) 281-7545 Options 1, 2, 1, 2

Fax: (877) 279-6990

Email: gehaccessorysales@ge.com

EDI: Free – contact us for details

Hours: 7AM – 6PM (CST)



Table of Contents

Interventional

RaySafe Dosimetry System	XR 4	▶
X-ray Injectors	XR 5	▶
3D Printer	XR 8	▶
Table Shields	XR 9	▶
Ceiling Tracks and Cable Spoolers.....	XR 16	▶
Ceiling Track Columns	XR 17	▶
Stationary Ceiling Columns	XR 18	▶
Suspended Shields & Lamps	XR 19	▶
Mobile Barriers	XR 25	▶
Single LCD Suspension.....	XR 26	▶
Monitor Carts.....	XR 27	▶
Personal Radiation Protection	XR 28	▶
Intercom System	XR 35	▶
Patient Positioning Aids	XR 36	▶
Table Pads.....	XR 38	▶
Slickers & Sterile Drapes.....	XR 38	▶

Mobile X-ray Systems

X-ray Décor Panels.....	XR 42	▶
Sterile Drapes	XR 43	▶
Mobile X-ray Accessories	XR 43	▶

Radiography

Other Accessories	XR 46	▶
-------------------------	-------	---

Radiology & Fluoroscopy

Recorder	XR 47	▶
----------------	-------	---

X-ray Misc.

Imagers	XR 48	▶
Power Quality	XR 50	▶
Adventure Series	XR 58	▶

Visualize your radiation exposure in real time.

RaySafe i3 Dosimetry System

RaySafe i3 visualizes X-ray exposure in real time using easy-to-read bar graphs. Instant feedback empowers medical staff to learn and adapt their behavior to minimize unnecessary radiation exposure.

The measurements are simultaneously stored for post-procedure analysis, to facilitate continued learning as well as to enable comparisons over time or between labs

- **Real-time Dosimeter**

The Real-time Dosimeter measures and records radiation every second. Data is transferred wirelessly to the Real-time Display

- **Real-time Display**

The Real-time Display shows dose data for connected dosimeters in real time

- **Software**

Dose Viewer is used for administrating dosimeters and viewing personal dose information



E7100RE



E7100RH

Cat#	Description	Warranty
E7100RE	RaySafe i3 package (918.3 MHz), includes base station, 4 dosimeters, rack with holder/wall mount, and Dose Viewer software	C
E7100RF	RaySafe i3 Dose Manager software	C
E7100RG	RaySafe real-time i3 Dosimeter (918.3 MHz)	C
E7100RH	RaySafe i3 Dosimeter Rack (holds up to 5)	C

Angio, Vascular and Interventional Injectors

Medrad Mark 7 Arterion Injector

The Mark 7 Arterion™ is light, maneuverable and easy to use. Less time positioning and setting up the Arterion means more time with the patient. The clearly visible and intuitive user interface guides you through proper set-up and highlights the information you need to perform injections confidently.

- Ergonomic handle for easier maneuverability
- Front load syringe for simple insertion and clean removal
- Syringe provides a clear view of the contrast
- Light injector head with a handle to make it easier to position for injection
- Smooth arc design of pedestal for extended reach
- Small footprint which increases mobility around a busy lab
- Bright and colorful intuitive user interface is designed to highlight the information you need
- Highlighted armed state to know when the system is ready to inject
- History and protocol screens to easily access the amount of contrast delivered to the patient and to store and recall protocols



E7018HA/HC

Cat#	Description	Warranty
E7018HA	Mark 7 Arterion injector on integrated pedestal with installation and warranty (GE Innova package)	E
Compatibility: Discovery IGS730/740, Innova IGS 620/630/520/530/540, Innova IQ 2100/3100/4100		
E7018HB	Mark 7 Arterion injector on table mount with installation and warranty (GE Innova package)	E
Compatibility: Innova IGS 620/630/520/530/540 (Omega table), Innova IQ 2100/3100/4100 (Omega table)		
E7018HC	Mark 7 Arterion injector on integrated pedestal with installation and warranty (GE Surgery package)	E
E7018HD	Mark 7 Arterion injector on table mount with installation and warranty (GE Surgery package)	E

Medrad Mark 7 Arterion Injector on Table Mount with Floor Mount rack for Innova IQ table

- Medrad® Mark 7 Arterion™ injector can now be mounted at table-side on the Discovery™ IGS platform equipped with the Innova IQ table. This configuration includes:
 - Two adjustable table rail-mount devices to allow for the mounting of the injector head and the DCU on the IQ table rail
 - The power rack is set on a floor-mount bracket in proximity to the table, instead of the technical room
 - The injector power rack is connected to the Innova IQ table using the GE interface cable



E70381AF

Cat#	Description	Warranty
E70381AF	Mark 7 Arterion Injector on table mount with floor mount rack (GE Interventional Package)	E
E7018HE	Box of 25 disposable syringes 150 ml with Quick Fill Tube	E
Compatibility: Discovery IGS Platform equipped with the Innova IQ table		

**Medrad Mark 7 Arterion Injector with ceiling mount**

- The Mark 7 Arterion™ is also available in a ceiling mount configuration.
- 58, 85, and 100 cm post length available
- E8007PJ mounting plate required for installation



Cat#	Description	Warranty
E70381AG	Medrad Mark 7 Arterion Injector with ceiling mount (85 cm post length) GE Interventional Package	E
E70381AH	Medrad Mark 7 Arterion Injector with ceiling mount (58 cm post length)) GE Interventional Package	E
E70381AJ	Medrad Mark 7 Arterion Injector with ceiling mount (100 cm post length)) GE Interventional Package	E
E8007PJ	OCS III Mounting Plate for Medrad Ceiling Mount Injectors	E
Compatibility: Discovery IGS730/740, Innova IGS 620/630/520/530/540, Innova IQ 2100/3100/4100		

ACIST® CVi® Contrast Delivery System

An advanced variable rate contrast injection system developed for use in cardiac and vascular angiography procedures, including coronary, ventricle, aorta and peripheral vasculatures. The CVi system is designed to replace the lab's hand manifold and power injector which means efficiency and ease of operation for the physician and staff. The responsive variable rate delivery of contrast provides quality imaging with less contrast used and delivered to the patient.

Use of the system's AngioTouch® hand controller allows real-time, responsive control of contrast delivery – from a puff to a full injection. It also helps minimize radiation dose to the staff because the hand controller allows the operator to step back from the radiation source.

Key features include:

- AngioTouch hand controller facilitates real-time, responsive control of contrast, contributing to reduced contrast dosage while providing quality images
- Air column detection sensor stops injection if air is detected, alerting operator of potential safety concern
- Automatic syringe-refill and air purge reduce operator steps, providing ease of operation and efficiency
- Integrated pressure transducer provides continuous hemodynamic monitoring, automatically sending real-time readings to lab monitors
- Touch screen interface provides easy set up of injection parameter limits, tracking contrast delivered while providing monitoring information and system alerts



E7016NH



E7016NE

Cat#	Description	Warranty
E7016NF	ACIST CVi cart to convert a table mounted CVi into a configuration on cart	E
E7016NG	GE interface cable and ground cable for stand-alone ACIST CVi	E
E7016NE	ACIST CVi contrast delivery system on cart with GE interface cable (GE package)	E
Compatibility: Discovery IGS730/740, Innova IGS 620/630/520/530/540, Innova IQ 2100/3100/4100		
E7016NH	ACIST CVi contrast delivery system on table mount with GE interface cable (GE package)	E
Compatibility: Innova IGS 620/630/520/530/540 (Omega table), Innova IQ 2100/3100/4100 (Omega table)		

3D Printer

Formlabs 3D Printer for Interventional Radiology, Interventional Cardiology and HOR

Formlabs 3D printing helps you provide on-demand, customized care through more effective workflows, patient-matched surgical tools and visual aids for diagnosis and education, so the clinical innovators on the front lines can provide quick solutions to unconventional problems.

This high quality, cost efficient solution, enables your IR department to create patient-specific anatomical models and guides, improving surgical planning and operating room efficiency.

Formlabs F3B Printer Bundle includes Catalog# E7012PR

- Formlabs F3B medical printer
- 3 year extended warranty
- 3 years of Medical service plan (US/Can)
- 2 day training, virtual or on-site

Consumables

- 1 - Form Cure (FH-CU-01)
- 1 - Form Wash (FH-WA-01)
- 3 - Form 3 Build Platforms (BP-F3-01)
- 3 - Form 3 Resin Tanks (RT-F3-02)
- 1 - Color Kit (RS-F2-PKG-CR)
- 1 - Elastic Resin Cartridge (RS-F2-ELCL-01)
- 1 - Clear Resin Cartridge (RS-F2-GPCL)
- 1 - Model Resin Cartridge (RS-F2-DMBE-02)

Reordering Resin Consumables

For additional resin and accessories visit <https://formlabs.com>



E7012PR



A 3D Printed Renal Artery Aneurysm

- Visualize complex, patient-specific anatomy prior to surgery
- Educate patients on complex procedures and obtain consent using patient-specific models

Cat#	Description	Warranty
E7012PR	Formlabs F3B Medical Printer Bundle	3 Years

Table Shields

Kenex X-ray Shields for Interventional Tables

Our portfolio of Lower Body Shields help substantially reduce exposure to scatter radiation emanating from the table or patient's body. We offer a dedicated head end shield as well as a line of standard table shields from Kenex. They are compatible with the following GE Interventional tables:

- Omega IV
- Omega V
- Innova IQ/IQ OR

NOTE – not compatible with the Maquet table

Kenex Table Head End Lower Body Shield


- The radiation exposure shield is dedicated to operators standing near the patient's head, fully integrated with the GE table
- No additional wheel is needed to support the shield, facilitating placement of all other equipment
- Interventional Radiology: Helps reduce exposure for physicians and technologists in all intrajugular and upper chest access procedures
- Interventional Cardiology: Helps reduce exposure for echographers during structural heart procedures such as left atrial appendage closure (LAAC)
- The shield is supplied with a table top adaption bracket allowing it to easily attach to the head end
- The two side curtains (one 24 cm wide, one 68 cm wide) can each attach to either the left or right side of the central section
- Dimensions – 119 cm (W) x 83 cm (H) with the lift-off top shield, 60 cm (H) without the lift-off top shield
- Shield Weight (excluding table adaption bracket) – 13.2 kg / 29.1 lb

Catalog consists of:

- 0.5 mm Pb protective curtain
- 1 central section 37 cm, 1 pivotal section 24 cm
- 1 pivotal section 68 cm
- 1 carbon fiber support fitting on table head end
- 3 lift-off top shields, 23 cm (H) x 29 cm (W)
- 1 adaptation bracket
- 1 wall rack



Head End Table Shield



Shields stored on Wall Rack

Cat#	Description	Warranty
E30591JK	Kenex table head end lower body shield, 119 cm (W) x 83 cm (H), includes (3) 29 cm lift-off top shields, includes wall rack and adaptation bracket	C



Kenex Standard Table Shields

- Shields easily mount to either side of the table allowing the pivotal arm to always face the head end
- An attachment bracket slides onto a 25 mm high tableside accessory rail (maximum 11 mm thick)
- Catalog # E30591J/JL and E11181EA are configured to fit the 25 mm high tableside rails, but may be quickly adjusted on-site to fit the 29 mm high tableside rails
- Catalog # E30591JA/JM/JS are supplied with a 35 cm long integrated accessory rail (7.7 x 25 mm section) for the attachment of equipment controls that would otherwise be located on the table side
- All shields have an automatic wear adjustment feature ensuring accurate joint friction which prevents unwanted curtain movement even when the table is tilted in any direction
- The curtain forms around the under table X-ray tube without impeding movement

E30591JL

- Dimensions: 78 cm (W) x 70 cm (H) (30.7 in (W) x 27.6 in (H))
- Weight: 8.4 kg (18.5 lb)
- Single pivot

E30591J

- Dimensions: 92 cm (W) x 70 cm (H) (36.2 in (W) x 27.6 in (H))
- Weight: 9.4 kg (20.7 lb)
- Double pivot

E11181EA

- Dimensions: 92 cm (W) x 70 cm (H) (36.2 in (W) x 27.6 in (H))
- Weight: 9.7 kg (21.4 lb)
- Double pivot



E30591JL



E30591J



E11181EA

Cat#	Description	Warranty
E30591JL	Kenex single pivot lower body shield, 78 cm (W) x 70 cm (H), including 57 cm lift-off top shield	C
E30591J	Kenex double pivot lower body shield, 92 cm (W) x 70 cm (H), includes 57cm lift-off top shield, one single curtain	C
E11181EA	Kenex double pivot lower body shield, 92 cm wide x 70 cm high, includes 57 cm lift-off top shield, one single curtain with 3 overlapping sections	C

E30591JA

- Dimensions: 100 cm (W) x 70 cm (H) (39.4 in (W) x 27.6 in (H))
- Weight: 8.8 kg (19.4 lb)
- Single pivot

E30591JS

- Dimensions: 100 cm (W) x 70 cm (H) (39.4 in (W) x 27.6 in (H))
- Weight: 11 kg (24.3 lb)
- Single pivot

E30591JM

- Dimensions: 114 cm (W) x 70 cm (H) (44.9 in (W) x 27.6 in (H))
- Weight: 12.2 kg (26.9 lb)
- Double pivot



E30591JA



E30591JS



E30591JM

Cat#	Description	Warranty
E30591JA	Kenex single pivot lower body shield, 100 cm wide x 70 cm high, includes 35 cm accessory rail	C
E30591JS	Kenex single pivot lower body shield, 100 cm wide x 70 cm high, includes 57 cm lift-off top shield, includes 35 cm integrated accessory rail	C
E30591JM	Kenex double pivot lower body shield, 114 cm wide x 70 cm high, includes 57 cm lift-off top shield, includes 35 cm integrated accessory rail	C

Kenex Top Shields

- Top shields are manufactured using the same 0.5 mm Pb protective material as the suspended curtains of the main shield. They include a flexible plastic material that enables them to stand 25 cm above the tableside rail, and provide additional higher and wider protection to the user
- The shape of the top shields (wider at the top) helps ensure that no gaps develop as the adjacent tops are pushed towards the patient during procedures
- Top shields can be quickly removed to ease patient transfer and access
- Solid stainless steel locating pins ensure the top remains in position during use

E30591JC – Kenex optional lift-off top shield, 57 cm wide

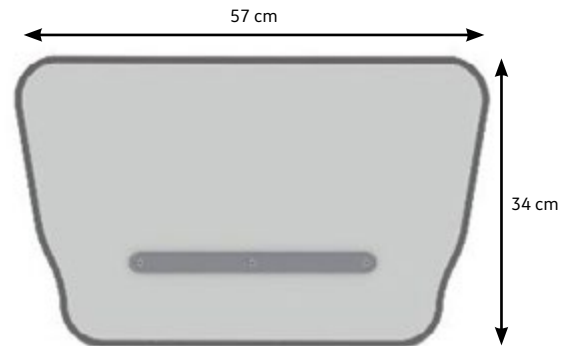
- Dimensions: 57 cm (W) x 34 cm (H) (22.4 in (W) x 13.4 in (H))
- Weight: 2.2 kg (4.9 lb)

E30591JN – Kenex optional lift-off top shield, 27 cm wide

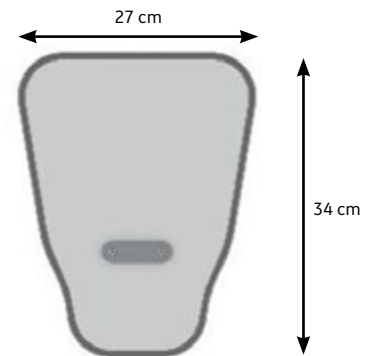
- Dimensions: 27 cm (W) x 34 cm (H) (10.6 in (W) x 13.4 in (H))
- Weight: 0.9 kg (2 lb)

E30591JP – Kenex optional lift-off top shield, 27 cm wide, short cut

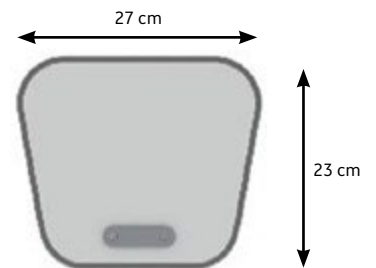
- For use on lower body shields fitted with an integrated accessory rail (Cat# E30591JA, E30591JM, E30591JS)
- Dimensions: 27 cm (W) x 23 cm (H) (10.6 in (W) x 9 in (H))
- Weight: 1 kg (2.2 lb)



E30591JC



E30591JN



E30591JP

Cat#	Description	Warranty
E30591JC	Kenex optional lift-off shield, 57 cm wide	C
E30591JN	Kenex optional lift-off shield, 27 cm wide	C
E30591JP	Kenex optional lift-off shield, 27 cm wide, short cut	C


Kenex Wall Rack Options

E30591JR - Wall Rack for Kenex Lift-off Top Shields

- The Wall Rack provides a secure storage area for the removable Kenex Top Shields - Cat# E30591JC, E30591JN and E30591JP
- Strong, plastic construction
- Maximum configuration - (1) 57 cm wide top and (2) 27 cm wide tops, or (4) 27 cm wide tops
- Width: 600 mm (23.6 in)
- Height: 108 mm (4.25 in)
- Depth: 146 mm (5.75 in)
- Weight: 1 kg (2.2 lb)

E30591JQ - Wall Rack for Kenex Lift-off Top Shields

- The Wall Rack provides a secure storage area for the Kenex Lower Body Radiation Shields - Cat# E30591JL, E30591JA, E30591JS, E30591JM, and E11181EA
- Strong, plastic construction
- Width: 400 mm (15.75 in)
- Height: 55 mm (2.2 in)
- Depth: 37 mm (1.5 in)
- Weight: 0.8 kg (1.8 lb)



E30591JR


E30591JQ

Cat#	Description	Warranty
E30591JR	Wall Rack for Kenex Lift-off Top Shields	C
E30591JQ	Wall Rack for (1) Kenex Lower Body Shield	C









Kenex Configuration Reference Guide

Head End Table Shield

Cat#	Description	Overall Curtain Width	Top Shield	Storage Wall Rack	
E30591JK	Kenex table head end lower body shield, 119 cm (W) x 83 cm (H), includes (3) 29 cm lift-off top shields, includes wall rack and adaptation bracket	119 cm	(3) Included	Included	

Standard Table Shields

Cat#	Description	Pivot Type	Overall Curtain Width	35 cm (W) integrated accessory rail, 7.7 x 25 mm section	57 cm lift-off top shield	27 cm lift-off top shield	27 cm lift-off top shield (short)	
					E30591JC	E30591JN	E30591JP	
E30591JL	Kenex single pivot lower body shield, 78 cm (W) x 70 cm (H), includes 57 cm lift-off top shield	Single	78 cm	n/a	1 Included	1 Optional	n/a	
E30591J	Kenex double pivot lower body shield, 92 cm (W) x 70 cm (H), includes 57 cm lift-off shield, one single curtain	Double	92 cm	n/a	1 Included	2 Optional	n/a	
E11181EA	Kenex double pivot lower body shield, 92 cm (W) x 70 cm (H), includes 57 cm lift-off top shield, one single curtain with overlapping sections	Double	92 cm	n/a	1 Included	2 Optional	n/a	
E30591JA	Kenex single pivot lower body shield, 100 cm (W) x 70 cm (H), includes 35 cm accessory rail	Single	100 cm	Included	1 Optional	n/a	1 Optional	
E30591JS	Kenex single pivot lower body shield, 100 cm (W) x 70 cm (H), includes 57 cm lift-off top shield, includes 35 cm integrated accessory rail	Single	100 cm	Included	1 Included	n/a	1 Optional	
E30591JM	Kenex double pivot lower body shield, 114 cm (W) x 70cm (H), includes 57 cm lift-off top shield, includes 35 cm accessory rail	Double	114 cm	Included	1 Included	1 Optional	1 Optional	

Mavig Lower Body Shields

Provides convenience, flexibility and enhanced protection for medical personnel. Helps shield technicians against scatter radiation from sources beneath the tabletop and also helps to protect the lower extremities. Flexible 0.5 mm lead equivalent curtains attached to the aluminum alloy pivoting arm. The entire lower body protector can be easily and quickly removed from the table.

The shields are compatible with the following GE interventional tables:

- Omega IV
- Omega V
- Innova IQ/IQ OR

NOTE: not compatible with the Maquet table

E3053J – Mavig Double-Pivot Lower Body Protector

- Pivotal, flexible shield: 35 x 25 in (90 x 65 cm)
- Easy-on upper protective shield: 10 x 25 in (25 x 65 cm)
- Convenient and flexible system

E3053JA – Mavig Single-Pivot Lower Body Protector

- One-piece economical model offers enhanced protection
- Comes with single joint adapter
- Measures 35 x 18 in (90 x 45 cm) including upper portion
- Upper portion is 7 in (H) (17 x 18 in) (17 x 45 cm)

E3053JB – Mavig Flexible, Double-Pivot Lower Body Protector

- This model is designed to offer enhanced protection in combination with tiltable tables
- Performance angle +/-15°
- Adjustable brakes for lower shields
- Left and right table mounting with a single adapter
- Similar features of the E3053J model
- Height: 29.5 in (75 cm) main part
12.2 in (31 cm) upper shield
- Width: 19.3 in (49 cm) 3 overlapping panels
7.9 in (20 cm) adapted sway panel



E3053J
Mavig Double-Pivot Lower Body Protector



E3053JA
Mavig Single-Pivot Lower Body Protector



E3053JB
Mavig Flexible, Double-Pivot Lower Body Protector

Cat#	Description	Warranty
E3053J	Mavig Double-Pivot, Lower Body Protector	D
E3053JA	Mavig Single-Pivot, Lower Body Protector	D
E3053JB	Mavig Double-Pivot, Flexible Lower Body Protector	D



Ceiling Tracks and Cable Spoolers

Mavig Ceiling Tracks and Cable Spoolers

The ceiling track is suited for universal use of ceiling guided accessories, including radiation protective shields, lamps, injectors, monitors, and other equipment.


- The innovative structure profile ensures smooth running of the carriage
- With little force, the installed system can be moved and positioned
- The carriage glides smoothly, even after many years of routine use
- Adjustable cross-struts simplifies the system installation
- The cable spooler houses the electrical cables for the lamp. It is only needed when planning to install a lamp on a track mounted system



E7018JZ/E3053CB



E3053CM



E3053LT, E3053CC

Cat#	Description	Warranty
Mavig Ceiling Tracks		
E7018JZ	2.5 m Track without Cable Spooler	D
E3053CB	4 m Track with Cable Spooler and Cable Holders and Stoppers	D
Cable Spoolers		
E3053CC	2.5 m (98.42 in) Cable Spooler	D
E3053LT	4 m (157.48 in) Cable Spooler	D
Cable Holders and Stoppers for Ceiling Track		
E3053CM	Cable Holders and Stoppers for Ceiling Track (3 holders included)	D

Ceiling Track Columns

Mavig Columns for Ceiling Track Mounting

360° Column with Carriage (trolley)

- Lower post allows 360° rotation
- Upper fixed post is electric with 330° rotation
- Each pin has a load capacity of 18 kg (40 lbs)

Twin Column with Carriage (trolley)

- One electric post and one standard post at the same height
- Each post offers a 330° rotation
- Each pin has a load capacity of 18 kg (40 lbs)



E3053BC/BD
360° Column with Carriage



E3053CE/CD
Twin Column with Carriage

Cat#	Description	Warranty
E3053BC	Portegra2 360° Ceiling Column w/ Carriage – 58 cm	D
E3053BD	Portegra2 360° Ceiling Column w/ Carriage – 80 cm	D
E3053CE	Portegra2 Twin Column w/ Carriage – 58 cm	D
E3053CD	Portegra2 Twin Column w/ Carriage – 80 cm	D



Stationary Ceiling Columns

Mavig Columns for Stationary Mounting

360° Stationary Column

- Lower post allows 360° rotation
- Upper fixed post is electric with 330° rotation
- Each pin has a load capacity 18 kg (40 lbs)

Twin Stationary Column

- One electric post and one standard post at the same height
- Each post offers a 330° rotation
- Each pin has a load capacity 18 kg (40 lbs)



E3053CA

E3053CG/CF
360° Column StationaryE3053BA
Twin Column Stationary

Cat#	Description	Warranty
E3053CG	360° Stationary Ceiling Column – 58 cm (requires E3053CA)	D
E3053CF	360° Stationary Ceiling Column – 80 cm (requires E3053CA)	D
E3053BA	Portegra2 Twin Stationary Ceiling Column – 58 cm (requires E3053CA)	D
E3053CA	Mounting Plate for Stationary Columns	D


Mavig LED Lamps

Mavig Surgical Lamp LED 3 MC and LED 3 SC

- Available as multi-color LED (MC) to change the light color on demand or as a single-color white LED (SC), but always with a multi-faceted lens system to minimize shadiness in the light field
- The LED light technology of the color composition inside the light source features the merging of the different colored LEDs by a computer calculated optical system with a light guide and faceted lens. The result is light composed of bright white or multi-color as it is dispersed homogeneously over the wound/surgical field. The advantages of this LED technology include excellent color rendition, tissue differentiation and shadow reduction with a goal to reduce surgeon eye strain
- The LED 3 MC features the ability to choose the optimum OR light according to the tissue type and the wound field. Five different color temperature values can be adjusted (3750, 4000, 4250, 4500, 4750 Kelvin) on the keypad or the handle
- Lights from Mavig provide up to 130,000 Lux for an optimum illumination of the surgical field and at least 40,000 hours of life span
- The cable spooler houses the electrical cables for the lamp. It is only needed when planning to install a lamp on a track mounted system
- Cat# E3053HE/HF includes the Mavig Portegra2 Extension Spring Arm (75/91 cm)



E3053HE/HF



E3053LT

Cat#	Description	Warranty
E3053HE	LED 3SC, Single Color LED Surgical Lamp	D
E3053HF	LED 3MC, Multi-color LED Surgical Lamp	D
E3053LT	Mavig Cable Spooler for Track Mounted Lamps	D

Examination & Surgical Light YLED-1F

- The compact YLED-1F contains 17 powerful LED modules. All modules provide a combined light intensity of 70,000 Lux
- A wide range power supply is integrated into the housing. This integrated power supply enables you to save space and time by means of simple installation
- Covers a wide range of applications, from examinations to minor surgical procedures
- It is intuitively controlled by means of the side-mounted control panel and the sterilizable handle
- Lifetime of at least 60,000 hours for the LED module
- Dimension: 360 x 280 mm



E63611EA/EB

Cat#	Description	Warranty
E63611EA	MAVIG Lamp YLED-1F with Portegra2 extension/spring arm 750/950 mm with 1 sterilizable handle	D
E63611EB	MAVIG Lamp YLED-1F with Portegra2 extension/spring arm 750/950 mm and 4 sterilizable handles	D



Radiation Protection Shields

Mavig Radiation Protection Shields with Overlapping Panel Curtain

- Minimization of scattered radiation exposure to the examiner and assistant due to the panel curtain and drapes

Protective shield

- The high quality of the radiation protective shield made from lead acrylic allows optimal transmission and therefore a clearer view

Panel curtain

- The panel curtain is made of a highly flexible, radiation protective material and covered with a suitable textile outer material

Extension arm options

- Catalogs E30611DA/DB have a 750 mm extension arm
- Catalogs E30611DC/DD are the same product, but with a 950 mm extension arm. Select the longer reach if installation of column is far from the patient: extra 200 mm length on total arm's length



E30611DA/DB/DC/DD

Cat#	Description	Warranty
E30611DA	X-ray protective shield with curtain RIGHT, Pb 0.5 mm, incl. Portegra2 extension/spring arm 750/910 mm	D
E30611DB	X-ray protective shield with curtain LEFT, Pb 0.5 mm, incl. Portegra2 extension/spring arm 750/910 mm	D
E30611DC	X-ray protective shield with curtain RIGHT, Pb 0.5 mm, incl. Portegra2 extension/spring arm 950/910 mm	D
E30611DD	X-ray protective shield with curtain LEFT, Pb 0.5 mm, incl. Portegra2 extension/spring arm 950/910 mm	D

Mavig Radiation Protection Shields

The lead acrylic radiation protective shields have a lead equivalent of 0.5 mm Pb. The shields provide excellent high-optical transmittance. Rounded corners and edges and shatter-proof materials minimize the risk of injury. In an emergency, the shields can be removed quickly and easily.

- All shields include the corresponding Mavig Portegra2 Extension Spring Arm (75/91 cm)



E3053CH



E3053CJ



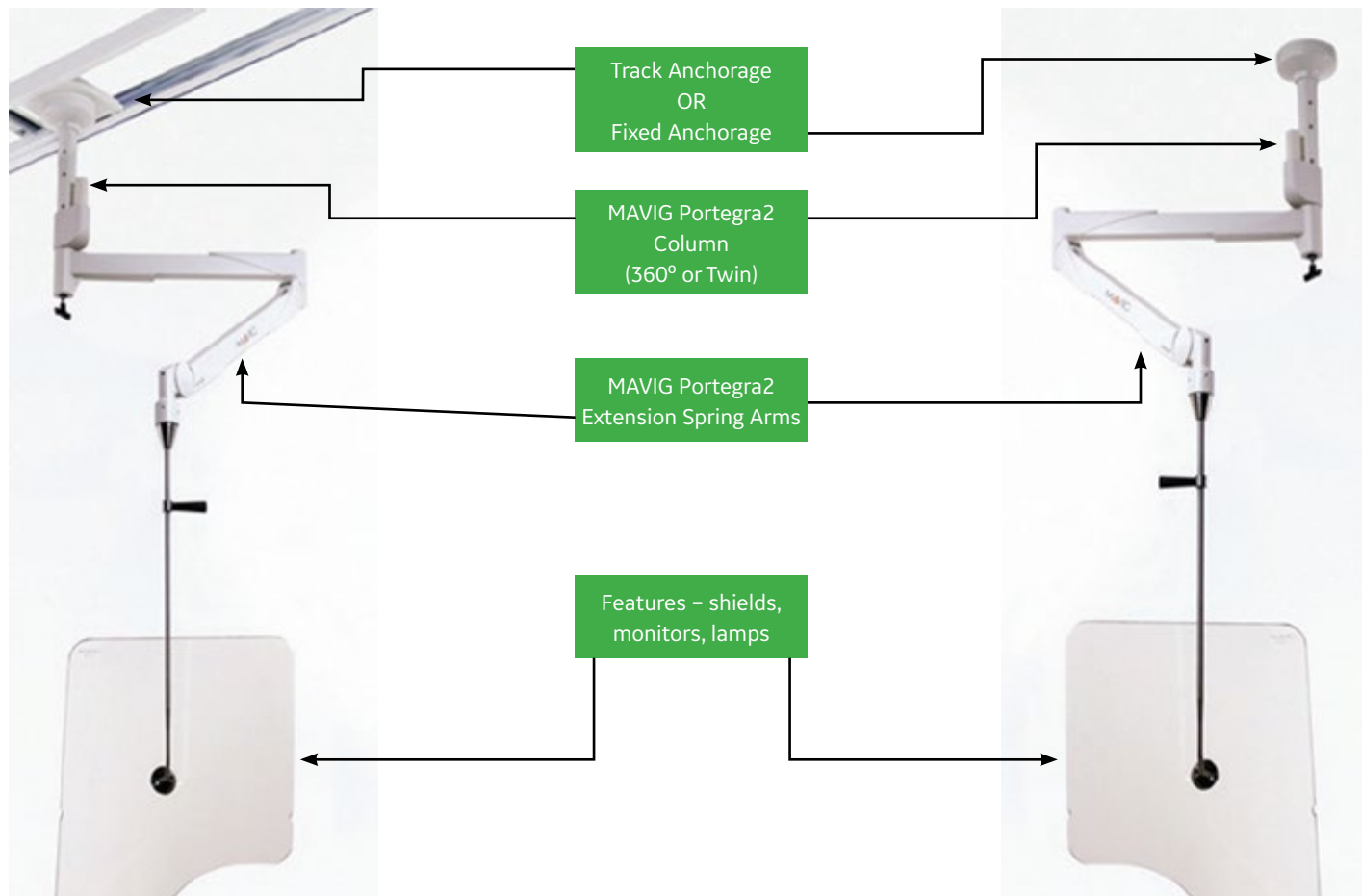
E3053CK

Cat#	Description	Warranty
E3053CH	Contour Shield 76 x 61 cm (with center connect)	D
E3053CJ	Side-Mount Shield 76 x 61 cm w/ Yolk	D
E3053CK	Rectangle Shield 40 x 50 cm w/ Yolk & Apron	D

Mavig Configuration Guide

Suspension Overview

Suspension Configurations Include:



Electrical Availability

Each standard column can support only one electrified feature (lamp or monitor holder) and one non-electrical (shield).

If your configuration requires more than one electrical feature contact the Accessories & Supplies team who can work with MAVIG on a custom order request.



Mavig Configuration Reference

Create a Customized Solution

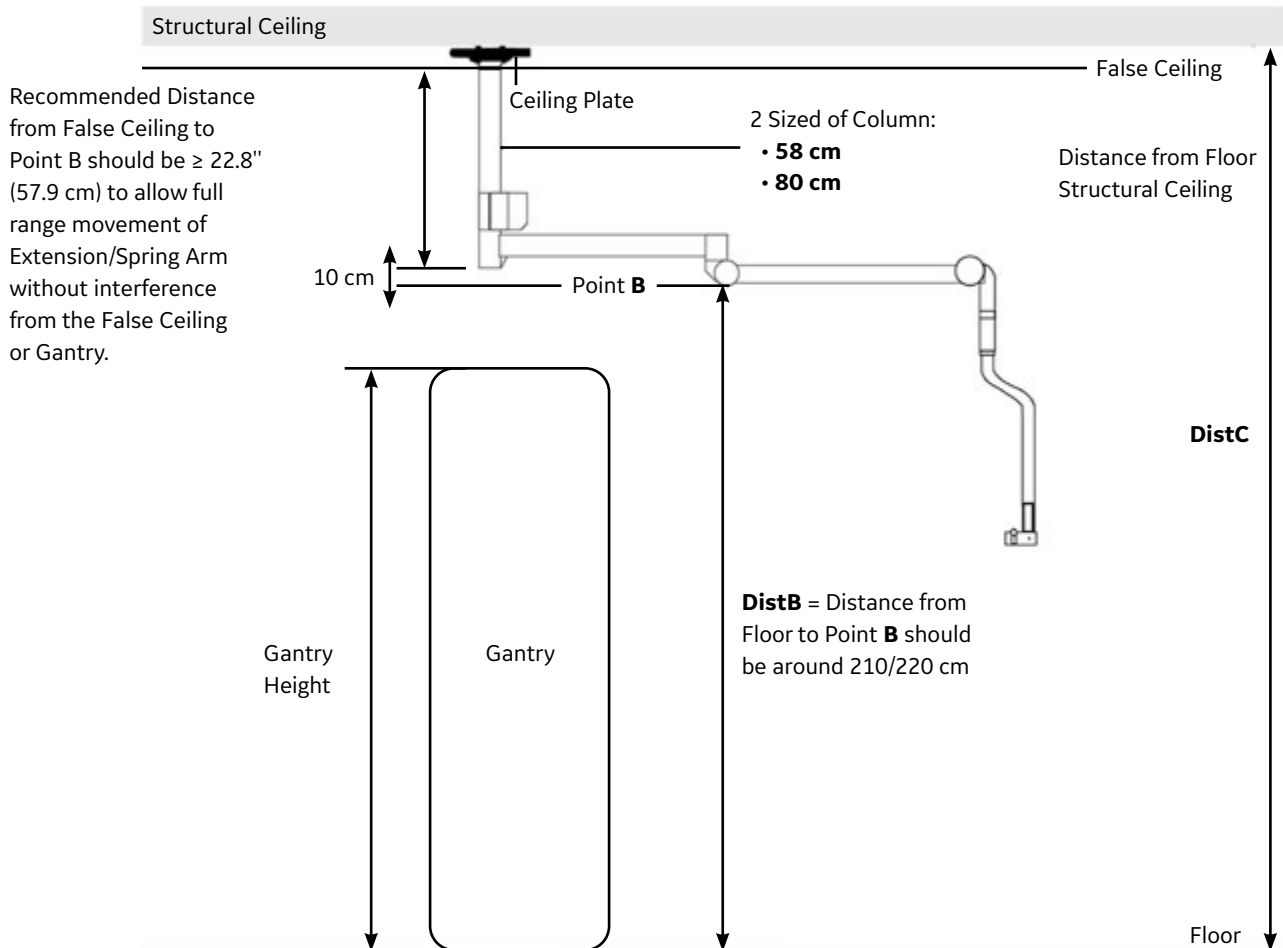
Column Length and Bridge Selection depends on the floor to structural ceiling distance (**DistC**) assuming distance between floor and point B (**DistB**) should remain around **210/220 cm**.

The bridge should be hidden on top of the false ceiling i.e. between the structure ceiling and the false ceiling.

Choose the correct column length- and bridge if needed, to achieve this distance.

Do not forget to subtract additional 10 cm (Dist between B and end of column).

Column Length and Bridge Selection



Selecting the Ceiling Anchorage

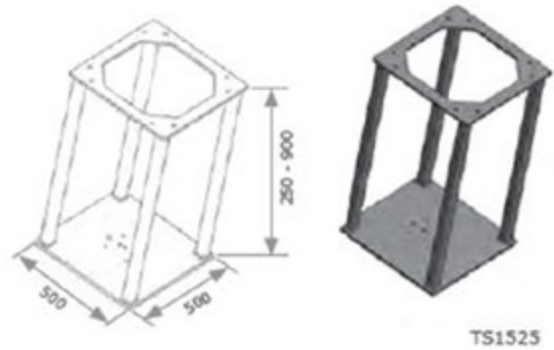
Bridge - Optional

1. Select the appropriate Bridge if required by the room configuration (refer to Column length and bridge selection on page 19)

Three bridge heights available (select one)

- 200 mm
- 500 mm
- 900 mm

Contact GE Global Parts to order the bridge.



Selecting the Suspension Type (Fixed vs. Track)

Fixed Suspension

2. Select the mounting plate - E3053CA.



Track Suspension

2. If your configuration includes an LED Lamp, please select from:

- 2.5 m Track without Light Cable Spooler - E7018JZ
- 2.5 m Light Cable Spooler - E3053CC
- 4.0 m Track with Light Cable Spooler and Monitor Cable Holders - E3053CB

If your configuration includes a monitor support, please include the Monitor Cable Holders (3 pcs) - E3053CM



E7018JZ/E3053CB



E3053CM

Selecting the Suspension Column


Fixed Suspension

Twin Column

- Length = 58 cm - E3053BA

360° Column

- Length = 58 cm - E3053CG
- Length = 85 cm - E3053CF



E3053BA
Twin Column Stationary



E3053CG/CF
360° Column Stationary

o- Electric source


Track Suspension

Twin Column

- Length = 58 cm - E3053CE
- Length = 80 cm - E3053CD

360° Column

- Length = 58 cm - E3053BC
- Length = 80 cm - E3053BD



E3053CE/CD
Twin Column with Carriage



E3053BC/BD
360° Column with Carriage

o- Electric source



Selecting the Shields, Lamps and Monitor Holders

Shields

The corresponding Portegra2 Extension Spring Arm is included with the shields.



E3053CH

- Contour cut out
- Guided by a removable handle
- 24 x 30 in



E3053CJ

- Contour cut out
- Laterally guided
- 30 x 24 in



E3053CK

- Laterally guided
- Flexible curtain
- 30 x 27 in



E30611DA/DB/DC/DD

- Contour cut out
- Flexible curtain
- 30.7 x 35.4 in

LED Lamps

The corresponding Portegra2 Extension Spring Arm is included with the lamps.



E3053HE – Single Color
E3053HF – Multi-color
M3 Surgical Lamp with Video System

- Camera and video system enabled
- 130,000 Lux



E63611EA/EB – YLED-1F
Examination & Surgical Light

- Compact LED
- 70,000 Lux

Monitor Holder

The corresponding Mavig Portegra2 Extension Spring Arm is NOT included with the E3053CL. It is available through your local GE Field Engineer. Mavig part #EOT50U010.

- Mono
- Adjustable



E3053CL



Mobile Barriers

Mavig Adjustable Height Mobile Barriers

- Mobile barriers allow easy adjustment of the clear acrylic viewing area
- E3053JH model has laterally-mounted lead rubber apron for under-the-table positioning
- For both models, upper shield is 0.5 mm lead equivalence and lower shield is 1.0 mm lead equivalence
- Wheel-based for easy positioning
- E3053JG –
 - Base width: 31 in (78 cm)
 - Height min: 45 in (115 cm)
 - Height max: 75 in (190 cm)
- E3053JH –
 - Lower width: 51 in (128 cm)
 - Upper width: 43 in (110 cm)
 - Height min: 55 in (140 cm)
 - Height max: 75 in (190 cm)



Cat#	Description	Warranty
E3053JG	Mavig Mobile Height-Adjustable Lead Acrylic Shield	D
E3053JH	Mavig Mobile Height-Adjustable Lead Acrylic Shield with Patient Cutout	D

Single LCD Suspension

Mavig Single LCD Holder-Stationary or Track Holder – Stationary Mounted

- Flexible holder for one 19" display
- Double jointed hinge to allow a wide range of different viewing angles
- In case of minor collisions, the monitor moves to the side and repositions itself
- Maximum weight load is 17 kg (39 lbs)
- The Portegra2 Extension Spring Arm is not included in E3503CL. It is available through your local GE Field Engineer Mavig part #E0T50U010

Stationary



E3053CA




E3053CF/CG

Track



E3053CL



E3053CC/LT



E3053CM



E3053BC/BD

E3053CB/E7018JZ

Cat#	Description	Warranty
Single LCD Holder		
E3053CL	Mavig Portegra2 Stationary Single LCD Holder	D
Stationary Mounting		
E3053CG	360° Stationary Ceiling Column – 58 cm (requires E3053CA)	D
E3053CF	360° Stationary Ceiling Column – 80 cm (requires E3053CA)	D
E3053CA	Mounting Plate for Stationary Columns	D
Track Mounting		
Mavig Ceiling Tracks		
E7018JZ	2.5 m Track without Cable Spooler	D
E3053CB	4 m Track with Cable Spooler and Cable Holders and Stoppers	D
Cable Spoolers		
E3053CC	2.5 m (98.42 in) Cable Spooler	D
E3053LT	4 m (157.48 in) Cable Spooler	D
Cable Holders and Stoppers for Ceiling Track		
E3053CM	Cable Holders and Stoppers for Ceiling Track (3 holders included)	D
Columns for Ceiling Track Mounting		
E3053BC	Portegra2 360° Ceiling Column w/ Carriage – 58 cm	D
E3053BD	Portegra2 360° Ceiling Column w/ Carriage – 80 cm	D

Monitor Carts

Mavig LCD Monitor Carts

- Internal cabling through the vertical column
- Movable, tiltable & swivelable vesa adapters (76/100)
- Smooth antistatic rolling casters with brakes
- Adjustable handle provides additional monitor protection
- Not approved for use with CT systems

Mavig Single LCD Monitor Cart

- Single monitor for up to 1 X 32 in
- Max weight per vesa adapter 12kg /26.4 lb
- 1585 mm x 847 mm x 604 mm
- 34 kg
- Supports mounting of one LCD monitor

Mavig Double LCD Monitor Cart

- Dual monitors up to 2 X 27 in
- Max weight per vesa adapter 12 kg/26.4 lb
- 1585 mm x 1327 mm x 604 mm
- 37 kg
- Supports mounting of two LCD monitors



E3053ME



E3053MF

Cat#	Description	Warranty
E3053ME ¹	Mavig Single LCD Monitor Cart	D
E3053MF ¹	Mavig Double LCD Monitor Cart	D

¹Not approved for use with CT systems.



Personal Radiation Protection

GE Healthcare offers premium-quality radiation protection accessories. Choose from a variety of aprons, glasses, and storage solutions from MAVIG®. MAVIG protective aprons offer innovative, light weight material providing high radiation absorption across the radiology spectrum. Their ergonomic, application-minded design helps ensure comfort for your staff.

MAVIG Allround Vest and Skirt, model RA631 Balance

The model 631 Allround combination offers great weight distribution and cut to see you through a comfortable day.

- Outer material cover: ComforTex™ HPMF Hybrid
- Inlay material: NovaLite™
- Shoulder padding is included
- Lead Equivalency: (front/back) 0.5/0.25 mm
- Color: Ocean

Cat#	Size	Warranty
E11041PA	MED	H
E11041PB	LG	H

- The skirt has a wide belt strap in addition to the high-quality hook & burr fastener
- An elastic insert in the back part allows the user to hold his/her posture and can be easily replaced if necessary, thanks to a zipper
- The upper width of the skirt can be varied by changing the size of the insert

Cat#	Size	Length
E11041PC	MED	70 cm
E11041PD	LG	80 cm

Size	Recommended for
MED	Breast girth 96 – 106 cm Waist girth 98 – 107 cm Hip girth 98 – 107 cm
LG	Breast girth 107 – 117 cm Waist girth 108 – 118 cm Hip girth 108 – 118 cm

Size choice: For the vest, the larger value of the chest and waist girth determines the size. For the skirt, the larger value of the waist and hip girth determines the size.



The images are representative of the style. Actual color is Ocean.



MAVIG Allround Coat, model RA632 Synergy


Optimally protected all around! This model is for the person that wants an apron that is fast and easy to put on and take off. The coat also includes shoulder padding. Additionally an elastic belt shifts the weight from the shoulders to the hips.

- Front protection is provided from side seam to side seam by overlapping front panels
- Coat's design creates the required safety zones by a double-layer structure in the sensitive areas
- The variable snap fastener strip permits each user to adjust the belt to his or her individual waist height
- The belt can be buttoned onto the coat on one side or both sides
- In the bottom area, the coat is also secured with a snap buckle fastener
- Outer material cover: comforTex HPMF Hybrid
- Inlay material: NovaLite
- Lead Equivalency: (front/back) 0.5/0.25 mm
- Color: Ocean

Cat#	Size	Length	Warranty
E11041QA	SM	110 cm	H
E11041QB	MED	110 cm	H
E11041QC	LG	120 cm	H
E11041QD	XL	130 cm	H

Size	Recommended for
SM	Breast girth 85 – 95 cm Waist girth 92 – 102 cm Hip girth 92 – 102 cm
MED	Breast girth 96 – 106 cm Waist girth 109 – 119 cm Hip girth 109 – 119 cm
LG	Breast girth 107 – 117 cm Waist girth 120 – 130 cm Hip girth 120 – 130 cm
XL	Breast girth 118 – 128 cm Waist girth 131 – 141 cm Hip girth 131 – 141 cm

Size choice: The size depends on the girth of the chest, waist, or hip depending on which of the three measurements is the largest.



The images are representative of the style. Actual color is Ocean.



MAVIG front apron, model RA650 Ergonomic

This apron provides protection for the entire front.



Comfortable, wide crossover belts allow the apron to be slid off easily under the surgical gown by simply opening the hook & burr fasteners.

- Apron design includes shoulder padding
- Outer material cover: ComforTex HPMF Hybrid
- Inlay material: NovaLite
- Lead Equivalency (front/back): 0.5/0.25 mm
- Color: Ocean

Cat#	Size	Length	Warranty
E11041RA	SM	100 cm	H
E11041RB	MED	110 cm	H
E11041RC	LG	120 cm	H
E11041RD	XL	130 cm	H

Size	Recommended for
SM	Breast girth 85 – 95 cm Waist girth 92 – 102 cm Hip girth 92 – 102 cm
MED	Breast girth 96 – 106 cm Waist girth 103 – 112 cm Hip girth 103 – 112 cm
LG	Breast girth 107 – 117 cm Waist girth 113 – 123 cm Hip girth 113 – 123 cm
XL	Breast girth 118 – 128 cm Waist girth 124 – 134 cm Hip girth 124 – 134 cm

Size choice: The size depends on the girth of the chest, waist, or hip depending on which of the three measurements is the largest.



The images are representative of the style. Actual color is Ocean.



MAVIG front apron, model RA660 Comfort

Easy to put on and take off, ergonomic shape, good fit, and shoulder comfort has made this model the favorite apron for front protection among our customers.

- Comfort is enhanced by the wide stretch inserts on the back wings
- Apron design includes shoulder padding
- Outer material cover: ComforTex HPMF Hybrid
- Inlay material: NovaLite
- Lead Equivalency (front/back): 0.5/0.25 mm
- Color: Ocean

Cat#	Size	Length	Warranty
E11041RE	SM	100 cm	H
E11041RF	MED	110 cm	H
E11041RG	LG	120 cm	H
E11041RH	XL	130 cm	H

Size	Recommended for
SM	Breast girth 85 – 95 cm Waist girth 92 – 102 cm Hip girth 92 – 102 cm
MED	Breast girth 96 – 106 cm Waist girth 103 – 112 cm Hip girth 103 – 112 cm
LG	Breast girth 107 – 117 cm Waist girth 113 – 123 cm Hip girth 113 – 123 cm
XL	Breast girth 118 – 128 cm Waist girth 124 – 134 cm Hip girth 124 – 134 cm

Size choice: The size depends on the girth of the chest, waist, or hip depending on which of the three measurements is the largest.



The images are representative of the style. Actual color is Ocean.



**MAVIG thyroid shield, model RA614**

- Our thyroid protection with snap fasteners for attachment of the shield to the apron is suitable for all model series
- An uncomplicated hook & burr closure, which is optionally exchangeable, ensures a sufficient range for individual adjustments
- Outer material cover: ComforTex HPMF Hybrid
- Inlay material: NovaLite
- Lead equivalency: 0.5 mm
- Color: Ocean



The image is representative of the style. Actual color is Ocean.

OCEAN

Cat#	Neck Size	Warranty
E11041JC	32 – 45 cm	H

MAVIG patient drape, model RP689

- Multilayer lead rubber material
- Outer material cover: ComforTex HPMF, edges covered with seam band
- Inlay material: Standard lead
- Lead Equivalency: 1 mm
- Color: Ocean



The image is representative of the style. Actual color is Ocean.

OCEAN

Cat#	Size	Warranty
E11041WA	90 x 100 cm	H

MAVIG children's apron, model RP664

- Provides the optimal front protection for your young patients
- The generously cut, overlapping back panels offer additional protection for the back of the body and helps ensure balance
- It is easily closed at the front with a variable snap buckle and also provides sufficient flexibility for exact fitting
- For children 6 to 8 years old
- Outer material cover: ComforTex HPMF
- Inlay material: Standard lead
- Lead Equivalency: (front/back) 0.5/0.25 mm
- Color: Teddy pattern



Cat#	Size	Length	Width	Warranty
E11041VA	MED	67 cm	43 cm	H

Weightless Lead Orthopedic Protection Device

The Weightless Lead Orthopedic Protection Device was developed with medical professionals in mind, to alleviate the weight of traditional aprons, with all of the radiation protection to compete against even the most advanced traditional and lightweight lead aprons on the market.

- Medical professionals in interventional and vascular cardiology, electrophysiology and interventional radiology, are constantly exposed to radiation while in the procedure room, and use heavy lead aprons for radiation protection
- Overtime, the strain from these standard lead aprons can cause orthopedic problems for medical professionals, limiting their procedural times, requiring corrective surgeries and in some instances, ending their careers early
- Weightless Lead was created with the purpose of alleviating the strain of a lead apron by suspending it, so that there is no weight on the doctor
- The doctor is able to perform their procedures without the weight of a lead apron, a benefit that even lightweight lead aprons are not able to offer
- Constructed of steel and aluminum. Fully assembled, compact and easy to store
- Caster wheels allow you to easily transport the device from storage to cath lab/procedure room



E3053EV

Apron not included with device.

Specifications

- Cleaning: Disinfect with standard Clorox disinfecting wipes. Should be sterile draped as directed by your facility.
- Dimensions: 75" (L) x 83" (H) x 33" (W)
- Weight: 600 lbs

Cat#	Description	Warranty
E3053EV	Weightless Lead Orthopedic Protection Device (no apron included)	C



Apron Storage

Mobile Apron Rack – 5 arm

Cat# E3053EY

- Holds up to five aprons
- Position at any convenient location, and move as required
- Easy apron selection with swiveling, shoulder-shaped hangers

Single-Apron Hanger

Cat# E3053ET

- Designed for the heavier weight loads of radiation protection garments
- Storage capacity: 1 garment/hanger

Cat#	Description	Warranty
E3053EY	Mobile Apron Rack – 5 arm	H
E3053ET	Single-Apron Hanger	H



E3053EY



E3053ET

Anti-Fatigue Mats

GE Anti-Fatigue Mats

- Helps to reduce body stress and fatigue resulting from standing for long periods
- One of the most comfortable, buoyant anti-fatigue floor mats on the market
- Durable construction; sealed to prevent moisture absorption and facilitate cleanup



E7058A



E7058AB



E7058AC

Cat#	Description	Warranty
E7058A	GE Anti-Fatigue Floor Mat (Blue 3' x 5' x 5/8'') – 20 lb	H
E7058AB	GE Anti-Fatigue Floor Mat (Gray 3' x 5' x 5/8'') – 20 lb	H
E7058AC	GE Anti-Fatigue Floor Mat (Blue 2' x 3' x 5/8'') – 9 lb	H

Intercom System

Clarson Public IV Intercom Ceiling LED system

- Easy to install and use
- Cost efficient option
- Push-to-talk
- Headset interface
- Speech key control via footswitch
- Music input
- Recording possibility



Gooseneck microphone

- Mounts to the DCS



Loudspeaker

- Mount to the ceiling above the user, or on the wall below the ceiling behind the user



Intercom console

- Mount to the ceiling above the user, or on the wall. Place as far from the control room door as possible
- Max speech distance to the microphone: 10 cm

Cat#	Description	Warranty
E62201JA	Public IV Intercom Ceiling LED system	H

Patient Positioning Aids

Headholder and Armboards

The Head Holder and Armboards are designed for patient positioning and immobilization during a variety of radiology and angiography procedures. The unique composite construction provides rigid, secure positioning. They are designed to work with flat top angiography tables and flat imaging tables. They are easily maneuvered to allow for quick positioning adjustments.

Radiolucent Head Holder

- The DSA-2Q Head Holder is provided with straps and a reusable, cleanable pad for patient comfort
- Replacement straps and pad are available (Cat# E6420BH)

Radiolucent Armboard

- The HB-1 Armboard is provided with a reusable, cleanable pad for patient comfort
- A replacement pad is available (Cat# E6420BK)

Radiolucent Double Armboard

- The Double Armboard is provided with a reusable, cleanable pad for patient comfort
- Replacement pads are available (Cat# E6420BN)



E6420BG



E6420BJ



E6420BL/BM

Cat#	Description	Warranty
E6420BG	DSA-2Q Digital Head Holder Skull Positioner	H
E6420BH	Head Holder Replacement Pad (for DSA-2Q Digital Head Holder Skull Positioner – E6420BG)	H
E6420BJ	HB-1 Radiolucent Armboard	H
E6420BK	Armboard Replacement Pad (for HB-1 radiolucent Armboard – E6420BJ)	H
E6420BL	Double Radiolucent Armboard – 22 in	H
E6420BM	Double Radiolucent Armboard – 24 in	H
E6420BN	Armboard Replacement Pad set (for Double Radiolucent Armboard – E6420BL and E6420BM – 2 pcs)	H

Clear VU Arm Supports

- Dimensions: 11.5 in x 15.75 in x 1.77 in
- Sold per pair



E6412DA

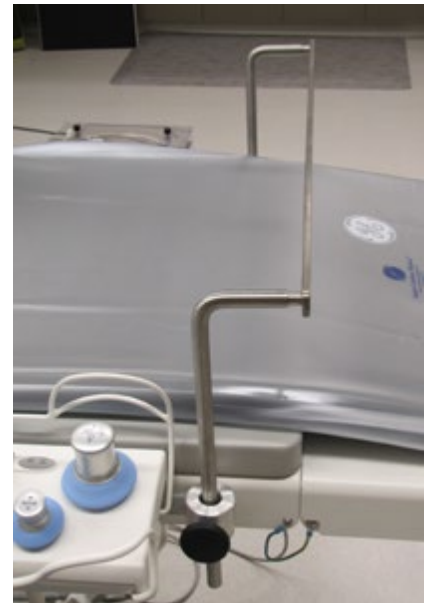
Cat#	Description	Warranty
E6412DA	Clear VU Supports - One Pair (PR)	H

Innova Foot-End Table Rail with Two Table Clamps

System controls may be located at the end of the table to enhance patient access by providing an alternate mounting location for controls. It provides for improved panning capabilities and allows dual system control.

- Allows for more physician and technologist tableside work space
- System controls placed at two locations for greater operational flexibility
- System controls can be moved to the end of the table for easy table-end panning
- Location at the foot-end is a more natural push-pull action for table panning
- Fosters productivity in patient loading and unloading, and patient safety
- Allows cardiologist and scrub tech access to the patient, unencumbered by items under the sterile drape

Primary use locations: Angiographic and Cardiographic tables
 Construction: Heavy gauge stainless steel
 Width: 30.5 in
 Depth: 4 in (L) offset
 Height: Variable with 14 in posts
 Includes: Stainless steel clamps (2)



E7060A

Cat#	Description	Warranty
E7060A	Innova Foot-End Table Rail with two table clamps	H

Quick Straps

- Disposable Velcro-like hook and loop strapping can be cut to whatever length you need
- Smooth, non-adhesive back
- Sold per roll, choose 1.5 or 3 in width



E6424GJ

E6424GK

Cat#	Description	Warranty
E6424GJ	Quick Straps – 1.5 in W × 30 ft Roll	H
E6424GK	Quick Straps – 3.0 in W × 30 ft Roll	H

Table Pads

Omega Table Pads

- Gray color
- Sold individually
- Waterproof
- 1 in thickness



E6425HE


E6425HC

Cat#	Description	Warranty
E6425HC	Table Pad for Omega IV Angiographic Tables with 118 in Top	H
E6425HE	Table Pad for Omega V Angiographic Tables with 132 in Top	H

Slickers and Sterile Drapes

X-ray Vascular and Angio Slickers

- Increase system uptime by protecting table from spills and particulate contaminants
- Easy to install and comfortable for patients
- Will not interfere with normal operation of table
- Clear PVC plastic facilitates faster cleanup of blood and fluids; latex-free
- Prevents contaminate buildup in hard-to-clean areas
- Thermosealed seams and flaps
- Recommended for trauma centers and sites concerned about exposure to blood and fluid-borne disease



E8016AY

Cat#	Description	Warranty
E8016AS	GE Angio Slicker for GE Omega IV Tables – 118 in (L) x 26 in (W)	H
E8016AY	GE Angio/Cardiac Slicker for Omega V Tables – 132 in (L) x 26 in (W)	H

Innova 2100/3100/4100 Detector Drapes

- A drape solution that complements system appearance
- Easy for technologists to quickly apply
- Elastic opening, transparent and durable polyethylene
- Sterile and disposable
- Latex-free



E7009CA/CB/CC

Cat#	Description	Drape specifications	Packaging	Warranty
E7009CA	Innova 2100 Detector Drape	13 in opening, 20 in (D) / 33 cm opening, 51 cm (D)	20/Box	H
E7009CB	Innova 3100 Detector Drape	15 in opening, 24 in (D) / 38 cm opening, 61 cm (D)	20/Box	H
E7009CC	Innova 4100 Detector Drape	15 in opening, 24 in (D) / 38 cm opening, 61 cm (D)	20/Box	H

Interventional System Full Tube Drape, Detector Drape and Drape C-arm Kit

- The Drape Kits are especially designed to cover Tube, Detector and C-arm for the OR Interventional Systems
- Each Box includes 12 Sterile Kits. Each Kit includes one drape for Tube, Detector and C-arm



E7009CD/CE/CF



E7009CD/CE/CF

Cat#	Tube Drape Specifications	Detector Drape Specifications	C-arm Drape Specifications
E7009CD	55 x 40 in / 140 x 102 cm	62 x 36 in tapered to 16 in / 157 x 91 cm tapered to 41 cm	80 x 13.75 in / 203 x 35 cm
E7009CE	62 x 44 in / 157 x 112 cm	80 x 40 in tapered to 19 in / 203 x 102 cm tapered to 48 cm	80 x 13.75 in / 203 x 35 cm
E7009CF	62 x 44 in / 157 x 112 cm	80 x 40 in tapered to 19 in / 203 x 102 cm tapered to 48 cm	80 x 13.75 in / 203 x 35 cm

Cat#	Description	Packaging	Warranty
E7009CD	Innova IGS 520 Full Drape Tube, Detector and C-arm Kit	12 Kits/Box	H
E7009CE	Innova IGS 530 and Discovery IGS 730 Full Drape Tube, Detector and C-arm Kit	12 Kits/Box	H
E7009CF	Innova IGS 540 Full Drape Tube, Detector and C-arm Kit	12 Kits/Box	H

Sterile Equipment Drapes

- Helps reduce opportunity of cross-contamination
- Large drape (E7009AG) is for 9-20 in diameter opening, measures 27 in D
 - Recommended for draping MLX tube hanger and Polarix or other C-arm intensifiers; also compatible with remote console and 16 in image intensifiers
- Medium drape (E7009AH) is for 6-15 in diameter opening, measures 14 in D
 - Recommended for draping L/U intensifiers, L/U control boxes and handles, ideal for 9 and 12 in image intensifiers and collimators
- Clear polyethylene, latex-free
- Individually packaged, 20 drapes per box
- Product is not returnable for artifacts



E7009AG/AH

Cat#	Description	Packaging	Warranty
E7009AG	Large Sterile Drapes – for 9-20 in Diameter Openings, 27 in D	20/Box	H
E7009AH	Medium Sterile Drapes – for 6-15 in Diameter Openings, 14 in D	20/Box	H

Sterile Equipment Drapes – Joystick and Pedestal

- Helps reduce opportunity of cross-contamination
- AFM/CFM pedestal drape (E7009AE) is also compatible with tableside control and 12 in image intensifiers for the tilting C-arm; packaged 25 drapes per box
- AFM/CFM joystick drape (E7009AF) has non-slip design and maintains the functionality of the joystick control; packaged 50 drapes per box
- Clear polyethylene, latex-free, individually packaged
- Product is not returnable for artifacts



E7009AE

Cat#	Description	Packaging	Warranty
E7009AE	Sterile Drapes – AFM/CFM Pedestal	25/Box	H

Sterile Equipment Drapes – Bandbags

- Helps reduce opportunity of cross-contamination
- Large size (E7009BD) is designed to fit a 16 in (40.64 cm) image intensifier, measures 20 × 30 in
- Medium size (E7009BE) is recommended for draping MLX intensifiers, L/U control boxes and handles, and X-ray collimators; measures 20 × 15 in
- Clear polyethylene, latex-free, individually packaged
- Sample pack (E7009BG) includes 10 each of large (E7009BD), medium (E7009BE), and small; individual drapes; packaged 30 per box
- Product is not returnable for artifacts



E7009BD/BE/BF/BG

Cat#	Description	Packaging	Warranty
E7009BD	Large Sterile Equipment Drapes – Bandbag Style	20/Box	H
E7009BE	Medium Sterile Equipment Drapes – Bandbag Style	20/Box	H
E7009BG	Sterile Drape Sample Pack (10 ea. size: Large, Medium, Small/box)	30/Box	H

Other Accessories

X-ray Table Clamp for Remote Panning Handle

- The X-ray table clamp allows the operator to position the table remote panning handle at the head end of the angio table on either the right side or left side of the table
- The location of the handle can be customized to meet the needs of the individual operator
- This option will support clinical studies such as T.I.P.'s procedures, or any procedure where the operator needs to position and operate the table from the patient's head and neck area
- For GE Omega cardiac/vascular tables



E6415J

Cat#	Description	Warranty
E6415J	Table Clamp for Remote Panning Handle	H



X-ray Décor Panels

Décor Panels for Optima™ XR240amx and Optima™ XR220amx

Show your warmth and personality with a decorative mobile X-ray system cover.

In many care facilities, providers are using their environments to enhance patient comfort. A greater focus on design has led to spaces that exude warmth and personality over the once-ubiquitous institutional look. Decorative GE Mobile X-ray System covers may be the ideal complement to enhance your environment.

These optional covers, with their fanciful designs, add a touch of flair. They become conversation pieces, and may create positive distractions for patients.



E7009KA



E7009KC

Cat#	Description	Warranty
E7009KA	Decor Panels (2 side panels) – Jumpidilly Frog – Brivo XR285, Optima XR200/XR220	H
E7009KC	Decor Panels (2 side panels) – Royal Ribs – Brivo XR285, Optima XR200/XR220	H

Sterile Drapes

AMX Mobile System Drapes

GE Healthcare's sterile, disposable drape solution helps protect your amx mobile systems. With a greater focus on convenience and productivity for your busy X-ray department, these drapes can be applied by a single technologist. Choose from either the tube or detector drape option.



E7009HA/E7009HB

Cat#	Description	Packaging	Warranty
E7009HA	Sterile Protective Drapes – Tube Drape (74 in x 42 in)	20/Box	H
E7009HB	Sterile Protective Drapes – Detector Drape (32 in x 21 in)	20/Box	H

Mobile X-ray Accessories

Mobile X-ray Accessories Holder

- Provides a neat, accessible way to store all accessories
- 3 pockets with Velcro closures – (2) 6 x 6 in pockets and (1) larger 8 x 16 in pocket
- Made of sturdy, easy-to-clean nylon, blue color
- Attaches easily to the side of a mobile X-ray system with 5 sturdy Velcro strips
- Overall measurements: 16 in (W) x 18 in (H)



E6520AB

Cat#	Description	Warranty
E6520AB	Mobile X-ray Accessories Holder	E

Mobile Detector Holder for Flashpad HD Detector

- Compatible with the GE FlashPad® HD detector
- A stable platform enabling images to be taken at any angle
- Counterbalanced vertical movement from floor level to 50.8" (129 cm) high
- FlashPad HD (or a cassette) can overhang the table or trolley up to 24.4" (62 cm)
- Strong and compact design
- Large, quick-locking castor wheels
- Size: 70.5 in (H) x 26.4 in (D) x 24 in (W) (179 cm (H) x 67 cm (D) x 61 cm (W))
- Weight: 121 lbs (55 kg)



E06731BL

Cat#	Description	Warranty
E06731BL	Mobile Detector Holder for Flashpad HD Detector	C
Compatibility: Flashpad HD		

Mobile Adjustable Detector Holder

The height-adjustable mobile detector stand is used in applications with a digital radiography (DR) detector.[†]

A removable clear acrylic panel and securing straps maximize patient positioning during the procedure.

- Electric height adjustment accommodates patients of various sizes
- Straps and a removable clear acrylic panel improve the accuracy of patient positioning
- Independent detector and grid holders allow for insertion and removal of detector without removing the grid
- Detector and grid can be rotated 90° in either portrait or landscape
- Small footprint with large 4" wheels provides for easy movement from room to room with detector and grid in place
- Four locking casters secure placement of the stand
- Constructed using high-grade steel and aluminum allowing the unit to be cleaned and disinfected using standard medical cleaning agents

[†] Detector and grids not included.



E6313DA

Cat#	Description	Warranty
E6313DA	Mobile Vertical Detector Holder for Flashpad Digital Detector (120V, 60Hz) – not compatible with Flashpad HD	Y
Compatibility: Flashpad		

Flexi-Holder II Detector and Cassette Holder

- The Flexi-Holder features an extra wide base for increased stability, allowing accurate radiographs to be taken from virtually any angle from floor level to 71 in + (180 cm) high
- Dimensions – 19 in (L) x 22 in (W) x 75 in (H)
- Weight – 110 lbs (50 kg)
- Teflon-coated bracket securely holds digital detector
- Helps eliminate retakes caused by improper cassette positioning
- Permits smoother scheduling and exceptional radiographs, saving film, time and labor for cost-effective radiographic procedures
- Minimizes patient assistance and discomfort in positioning
- Accepts most cassettes and does not obscure cassette film area
- Exclusive GE design



E6314J

Cat#	Description	Warranty
E6314J	Flexi-Holder Detector/Cassette Holder – not compatible with Flashpad HD	Y
Compatibility: Flashpad		



Other X-ray Accessories

Single Hand Loading Cassette Tray

- The Single Hand Loading Cassette Tray with Automatic Size Sensing is designed for use in radiographic tables and vertical bucky stands
- Sends a signal to the collimator indicating whether a film cassette is in place; if so, the cassette size is indicated
- Utilizes a spring-action clamping mechanism and cassette support tabs that allow the operator to insert and remove film cassettes with one hand
- Validated for use with both the Proteus and Precision 500D systems



E6314M

Cat#	Description	Warranty
E6314M	SHL Cassette Tray	L

Compatibility: Proteus, Precision 500D

Non-Magnetic Foot Stool

- Non-Magnetic Foot Stool works in MR or X-ray environments and offers patient stability
- Stainless steel construction
- Weight – approximately 30 lbs



E8806AB

Cat#	Description	Warranty
E8806AB	Non-Magnetic Foot Stool with Handrail	H

Physician Mobile Armchair

- Padded arms
- Charcoal gray
- Adjusts from 17.7 to 21.7 in (45 to 55 cm)
- Weight 31 lb (14 kg)
- Chair contains some ferro-magnetic material
- Not safe for use in an MRI Suite's Zone IV, use in control room only



E80331BE

Cat#	Description	Warranty
E80331BE	Physician Mobile Armchair	H

Sony® Medical DVD Recorder

Sony HVO-550MD Medical Grade HD Video Recorder

- Designed for use in a variety of clinical environments, including hospital radiology and operating rooms, surgical centers and doctors' offices
- Records up to 720P HD video using MPEG-4 or AVC/HD, enabling smaller file sizes while maintaining extremely clear and detailed images
- Video files can be burned permanently onto the recorder's internal optical disc drive (DVD-R) for convenient storage and longer-term archives
- The recorder's high-capacity disk drive allows long video recordings without interruption, even in High Definition
- A choice of three Image Quality settings (Standard/High/Best) permits between 60 and 194 hours of HD video recording (or between 158 and 348 hours of SD video)
- Each individual recording can be up to 24 hours long
- Videos can be exported as PC-friendly MP4 files

Other X-ray Accessories/Recorder

Front Panel



Rear Panel



E7010DD



E7010DE



E7010DF

Cat#	Description	Warranty
E7010DD*	Sony HVO-550MD Medical Grade HD Video Recorder	Y
E7010DE	Sony HVO-550MD Medical Grade HD Video Recorder Keyboard	Y
E7010DF*	Sony HVO-550MD Medical Grade HD Video Recorder Audio Kit	Y

Compatibility: Precision 500D

*For the Sony HVO-550MD configuration order Cat# E7010DD and E7010DF. Keyboard Cat# E7010DE is optional.

General Imagers

Carestream Dryview 5700

- Photothermographic dry laser technology
- Up to 45 films per hour: 14 x 17 in (35 x 43 cm)
- Supports 8 x 10 in, 10 x 12 in, 11 x 14 in, 14 x 17 in film sizes
- Integrated DICOM interface supports printing from DICOM print modalities
- Each film cartridge contains 125 sheets
- Solution for computed radiography (CR), digital radiography (DR), computed tomography (CT) and magnetic resonance (MR) imaging applications



E8202FT

Cat#	Description	Warranty
E8202FT	Carestream DryView 5700 Laser Imager (General Radiology)	E

Konica Drypro 832

Developed for radiology, the Konica Drypro 832 has multiple modality capabilities with a small footprint, fast printing and various film size capability.

- 50 second time to first print
- Small table-top design – less than 2 ft x 2 ft
- 90 sheets per hour throughput
- Print on five film sizes – 8 x 10 in, 10 x 12 in, 14 x 14 in, 14 x 17 in, and 11 x 14 in
- Laser technology – stable, consistent, and high resolution



E8205JG

Cat#	Description	Warranty
E8205JG	Konica Drypro 832	E
E8205JK	2nd Drawer for Konica Drypro 832	E

Codonics Imagers

Codonics Horizon GS (Grayscale) and Media

- Exceptional solution for non-color applications
- Prints large/small formats on film/paper
- Help reduce costs with DirectVista paper, an exclusive film alternative – offers savings over film
- Lightweight and moveable, weighing just 66 lbs; measures 20.5 in (W) × 24 in (L) × 14.5 in (H)
- 24 DICOM connections, PostScript key, media starter kit come standard



E8200DT

Cat#	Description	Warranty
E8200DT	Codonics Horizon GS imager	E
E8200FC	Codonics DirectVista 8.5 × 11 in Paper – 400 Sheets	W

Codonics Horizon Ci and Media

- A versatile diagnostic imager, well suited for the PACS environment
- Prints large/small format, color/grayscale, film/paper all in a desktop footprint
- Lightweight and moveable, weighing just 66 lbs; measures 20.5 in (W) × 24 in (L) × 14.5 in (H)
- Switch from film to color to grayscale paper with no operator intervention
- Up to 100 films per hour
- Color capability while satisfying traditional film needs
- Helps reduce costs with DirectVista® paper, an exclusive film alternative – offers savings over film
- 24 DICOM connections, PostScript key, media starter kit come standard



E8200DS

Cat#	Description	Warranty
E8200DS	Codonics Horizon Ci imager	E
E8200FC	Codonics DirectVista 8.5 × 11 in Paper – 400 Sheets	W
E8200FE	Codonics DirectVista 14 × 17 in Clear Film – 500 Sheets	W
E8200FF	Codonics DirectVista 14 × 17 in Paper – 400 Sheets	W



Uninterruptible Power Supplies

Uninterruptible Power Supplies (UPS)

- Helps provide reliable, clean, consistent power for Diagnostic Imaging and PACS systems
- Helps to eliminate power anomalies (noise, transients, over and undervoltage), which could damage the system's sensitive computer components
- Enables the DI system to complete scanning after the loss of supply power and allows for the saving of valuable data and orderly system shutdown
- GE has tested and approved specific On-Line Double Conversion UPS models with GE Healthcare Diagnostic Imaging systems
- Configurations are available to support multi-modalities or even complete departments



E4502FD

Cat#	Description	Warranty
Interventional UPS		
E4502FH	20 kVA Partial UPS for Innova Systems	G
E4502FD	150 kVA GE UPS SG Series	G
E4502FF	300 kVA UPS	G
Rad/R&F UPS		
E4502FD	150 kVA GE UPS SG Series	O
E4502FF	300 kVA UPS	O
E4502FZ	700 VA Partial UPS	O



See Power Quality Compatibility Guide on page XR 56-57

Transformer

Transformer

- Meets or exceeds DOE 2016, NEMA TP-1, NEMA premium and DOD CSL-3 efficiency requirements
- Qualified to the seismic requirements of ASCE7.05, IEEE-693-2005 and IBC-2006
- UL Listed
- Weather shields protect transformers from rain, snow and the elements when installed outdoors



Cat#	Description	Warranty
E4500TB	112.5 kVA Step Up Transformer – 208-480Y/277 Volt	Y
E4500AR	Weather Shield for 112.5 kVA Transformers	Y



Dynamic Sag Corrector

Dynamic Sag Corrector (DySC)

- Corrects for voltage sags at the system, department or facility level
- DySC is optimized for fast sag detection and response time (voltage detect time of 1 ms; sags are corrected with a peak voltage response time of 1.5 ms)
- A green power solution at > 99% energy efficiency, the DySC has no batteries and over time can offer lower cost of maintenance
- Smaller footprint and lighter weight than comparable (kVA) UPS systems
- Service Contracts offered by GE Healthcare



E4505SM/E4505SN

Cat#	Description	Warranty
E4505SL	110 Amp (92 kVA) ProDySC Dynamic Sag Corrector (includes limited, simple installation)	Y
E4505SJ	200 Amp (166 kVA) ProDySC Dynamic Sag Corrector (without installation)	Y
E4505SD	200 Amp (166 kVA) ProDySC Dynamic Sag Corrector (includes limited, simple installation)	Y
E4505SM	200 Amp GT (166 kVA) ProDySC Dynamic Sag Corrector (without installation)	Y
E4505SN	200 Amp GT (166 kVA) ProDySC Dynamic Sag Corrector (includes limited, simple installation)	Y
E4505SK	400 Amp (333 kVA) ProDySC Dynamic Sag Corrector (without installation)	Y
E4505SE	400 Amp (333 kVA) ProDySC Dynamic Sag Corrector (includes limited, simple installation)	Y

Maintenance Bypass Panels

Maintenance Bypass Panels

The Maintenance Bypass Panel feeds power to the UPS in the normal mode and enables an imaging system to operate when the UPS is in the manual bypass mode for routine servicing of the UPS or in the event of UPS failure.

- The UPS input and output breakers provide branch overcurrent protection, a disconnection/isolation means and OSHA lock out/tag out provisions
- The bypass breaker includes a control contact which interfaces with the UPS to switch into static bypass
- Each circuit breaker is permanently identified by function for ease of operation
- Helps reduce installation time by providing a pre-designed and tested system, eliminating the need to mount and wire a number of individual components
- Standardized design and testing helps ensure high product quality and system reliability
- Operations manual to supplement UPS documentation
- UL and cUL listed, labeled, tested and conforms to National Electric Code



E4504CG

Cat#	Description	Warranty
E4504CG	100 kVA UPS Bypass Panel (Use with UPS Catalog E4502FB)	Y
E4504CH	150 kVA UPS Bypass Panel (Use with UPS Catalog E4502FD)	Y
E4504CJ	300 kVA UPS Bypass Panel (Use with UPS Catalog E4502FF)	Y
E4504CC	300 kVA UPS Bypass Panel	Y



See Power Quality Compatibility Guide on page XR 56-57

Main Disconnect Panels

Main Disconnect Panels

Main Disconnect Panels provide emergency shut down, undervoltage protection, overcurrent protection, OSHA lockout tag provisions, and serves as a local disconnect for the GE Healthcare Diagnostic Imaging System.

- Helps reduce installation time by providing a single-point power connection, eliminating the need to mount and wire a number of individual components
- Standardized design and testing helps ensure high product quality and system reliability
- UL and cUL listed for compliance with National Electric Code
- Surface or semi-flush mounting
- Please consult your GE Healthcare Field Engineer to determine if this is the appropriate product for your needs before purchasing



E46001BA

Cat#	Description	Warranty
Interventional Main Disconnect Panels		
E4502ST	25 KAIC X-ray Main Power Disconnect Panel – 80 Amp, 480V/208V	Y
E4502RP	25 KAIC X-ray Main Power Disconnect Panel – 90 Amp, Auto-Restart	Y
E4502RS	25 KAIC X-ray Main Power Disconnect Panel – 110 Amp, 480V/208V	Y
E4502SA	25 KAIC X-ray Main Power Disconnect Panel – 110 Amp, Auto-Restart	Y
E4502RT	25 KAIC X-ray Main Power Disconnect Panel – 150 Amp, 480V/208V	Y
E4502JH	X-ray Main Power Disconnect Panel – 225 Amp, 480V/208V	Y
E46001BA	Main Disconnect Panel – UL, 100 Amp, 480 VAC, 60 Hz, 3-phase	Y
RAD/R&F Main Disconnect Panels		
E4502RP	25 KAIC X-ray Main Power Disconnect Panel – 90 Amp, Auto-Restart	Y
E4502ST	25 KAIC X-ray Main Power Disconnect Panel – 80 Amp, 480V/208V	Y
E4502JH	X-ray Main Power Disconnect Panel – 225 Amp, 480V/208V	Y
E4502RT	25 KAIC X-ray Main Power Disconnect Panel – 150 Amp, 480V/208V	Y
E4502RS	25 KAIC X-ray Main Power Disconnect Panel – 110 Amp, 480V/208V	Y
E4502RY	25 KAIC X-ray Main Power Disconnect Panel – 125 Amp	Y
E4502KP	480V, 50Hz, 90A Precision RXi System Main Disconnect Panel	Y
E4502KR	380-400V, 50/50 Hz, 125A Precision RXi System Main Disconnect Panel	Y



See Power Quality Compatibility Guide on page XR 56-57

AC Lighting Controllers

AC Lighting Controllers

- “X-ray in Use” warning and room lighting control panel provide a low voltage interface between the “X-ray in Use” warning lights, interior room general lighting systems and the X-ray system
- Convenient, push on/off pre-wired footswitch for control of room general lighting
- Enhances servicing safety by the use of a low voltage interface circuit between the imaging system and the line voltage lighting system



E4502SS

Cat#	Description	Warranty
E4502SS	X-ray Warning and Room Lighting Control Panel (X-ray, Vascular, R&F)	Y
E4502RL	X-ray Warning Light Control Panel (CT, MR, X-ray)	Y
E4500AK	X-ray Warning Light Control Panel for Infinia Hawkeye	Y



See Power Quality Compatibility Guide on page XR 56-57

Power Quality Compatibility Guide

Interventional Systems	Full UPS Cat #	Full UPS Description	Partial UPS Cat #	Partial UPS Description	Maintenance Bypass Panel	Main Disconnect Panel	AC Lighting Controller
Innova IGS 540, 530, 620	E4502FD E4502FF	150 kVA UPS 300 kVA UPS	E4502FH 20 kVA UPS	Needs interface kit S18751PS	E4504CH (Use with E4502FD) E4504CJ (Use with E4502FF)	E46001BA	E4502SS E4502RL
Discovery IGS 730, 740	E4502FD E4502FF	150 kVA UPS 300 kVA UPS	E4502FH 20 kVA UPS	Needs interface kit S18751PS	E4504CH (Use with E4502FD) E4504CJ (Use with E4502FF)	E46001BA	E4502SS E4502RL
Optima CL323i	E4502FD E4502FF	150 kVA UPS 300 kVA UPS	E4502FH 20 kVA UPS	Needs interface kit S18751PS	E4504CH (Use with E4502FD) E4504CJ (Use with E4502FF)		E4502SS E4502RL
Innova 2000, 2100, 3100, 4100 (requires Unity platform for 20 kVA UPS compatibility)	E4502FD E4502FF	150 kVA UPS 300 kVA UPS	E4502FH 20 kVA UPS	for older Innova systems w/o built-in UPS; not Innova 2000 (needs interface kit, S18751PS)	E4504CH (Use with E4502FD) E4504CJ (Use with E4502FF)		E4502SS E4502RL
CathLab (Innova 2000/2100)	E4502FD E4502FF	150 kVA UPS 300 kVA UPS	E4502FH 20 kVA UPS	Needs interface kit S18751PS	E4504CH (Use with E4502FD) E4504CJ (Use with E4502FF)	E4502RP - 90 Amp, Auto Restart E4502ST - 80 Amp E4502RS - 110 Amp E4502RT - 150 Amp E4502JH - 225 Amp E4502RY - 125 Amp, Auto Restart	E4502SS E4502RL
ComboLab (Innova 3100/4100) (Vascular/Cath)	E4502FD E4502FF	150 kVA UPS 300 kVA UPS	E4502FH 20 kVA UPS	Needs interface kit S18751PS	E4504CH (Use with E4502FD) E4504CJ (Use with E4502FF)	E4502RP - 90 Amp, Auto Restart E4502ST - 80 Amp E4502RS - 110 Amp E4502RT - 150 Amp E4502JH - 225 Amp E4502RY - 125 Amp, Auto Restart	E4502SS E4502RL

X-ray Systems	Full UPS Cat #	Full UPS Description	Partial UPS Cat #	Partial UPS Description	Maintenance Bypass Panel	Main Disconnect Panel	AC Lighting Controller
R&F Precision 500D/Rxi/MPI, Proteus Xqj/XRd-2X*/XRa, Definium 8000*	E4502FD E4502FF	150 kVA UPS 300 kVA UPS	E4504FQ	0.7kVA Partial System UPS (* indicates approval for use with these systems)	E4504CH (Use with E4502FD) E4504CJ (use with E4502FF)	E4502RP - 90 Amp, Auto Restart E4502ST - 80 Amp E4502RS - 110 Amp E4502RT - 150 Amp E4502JH - 225 Amp E4502RY - 125 Amp, Auto Restart	E4502SS E4502RL
Brivo XR385	E4502FD E4502FF	150 kVA UPS 300 kVA UPS	E4504FQ	0.7 kVA Partial System UPS	E4504CH (Use with E4502FD) E4504CJ (use with E4502FF)	E4502RP - 90 Amp, Auto Restart E4502ST - 80 Amp E4502RS - 110 Amp E4502RT - 150 Amp E4502JH - 225 Amp E4502RY - 125 Amp, Auto Restart	E4502SS E4502RL
Optima XR640* Optima 646 Discovery XR650*	E4502FD E4502FF	150 kVA UPS 300 kVA UPS	E4504FQ	0.7 kVA Partial System UPS (* indicates approval for use with these systems)	E4504CH (Use with E4502FD) E4504CJ (use with E4502FF)	E4502RP - 90 Amp, Auto Restart E4502ST - 80 Amp E4502RS - 110 Amp E4502RT - 150 Amp E4502JH - 225 Amp E4502RY - 125 Amp, Auto Restart	E4502SS E4502RL
Discovery XR656	E4502FD E4502FF	150 kVA UPS 300 kVA UPS	E4504FQ	0.7 kVA Partial System UPS	E4504CH (Use with E4502FD) E4504CJ (use with E4502FF)	E4502RP - 90 Amp, Auto Restart E4502ST - 80 Amp E4502RS - 110 Amp E4502RT - 150 Amp E4502JH - 225 Amp E4502RY - 125 Amp, Auto Restart	E4502SS E4502RL
Optima 646HD Discovery 656HD	S39212UP					E4502ST - 80 Amp	

GE Adventure Series – Customized Rooms




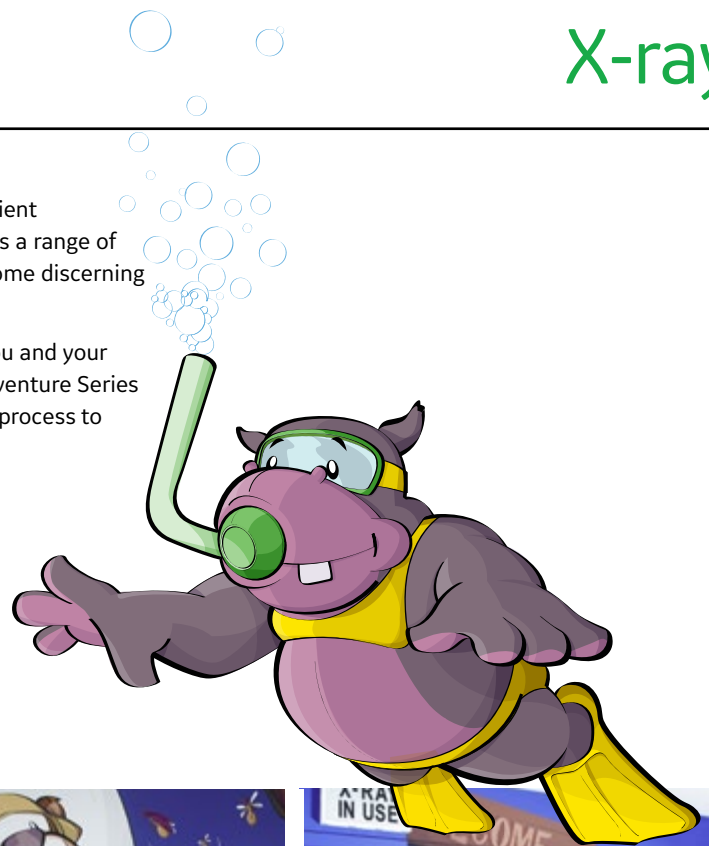
The GE Healthcare Design team will work with a small group of your hospital staff to create a custom layout and select themed graphics from the existing catalogs, or at times, create new appliques that fit the space and flow of each room.

In today's crowded markets, standing out and creating a unique patient experience can be a key to success. While Adventure Series provides a range of creative options to choose from, GE Healthcare understands that some discerning facilities desire something even more unique.

For those of you seeking a product experience custom tailored to you and your facility, we are pleased to offer you the ability to customize your Adventure Series room. GE Healthcare will work with you through the custom design process to create the experience you envision.

Adventure Series can be customized for the following spaces:

- Scan rooms
- Hallways
- Waiting rooms
- Uptake rooms
- Cafeterias
- Stress Lab
- Exam rooms



GE Adventure Series for X-ray - Cub River Falls



Cat#	Description	Warranty
E1500RA	X-ray Cub River Falls for Precision 500D	Y
E1500ZA	Adventure Series – Hawaii, Alaska, Puerto Rico, Canada Install	n/a

C See GE Adventure Series Compatibility Guide on Page XR 63

GE Adventure Series for X-ray - Bear Brook/Playful Park




Adventure Series

Cat#	Description	Warranty
E1500RD	X-ray Bear Brook for Discovery XR656 Plus, Discovery XR656/XR656HD/XR650, Optima XR646/XR646HD	Y
E1500RL	X-ray Playful Park for Discovery XR656 Plus, Discovery XR656/XR656HD/XR650, Optima XR646/XR646HD	Y
E1500ZA	Adventure Series - Hawaii, Alaska, Puerto Rico, Canada Install	n/a

C See GE Adventure Series Compatibility Guide on Page XR 63

GE Adventure Series for X-ray - Beachside

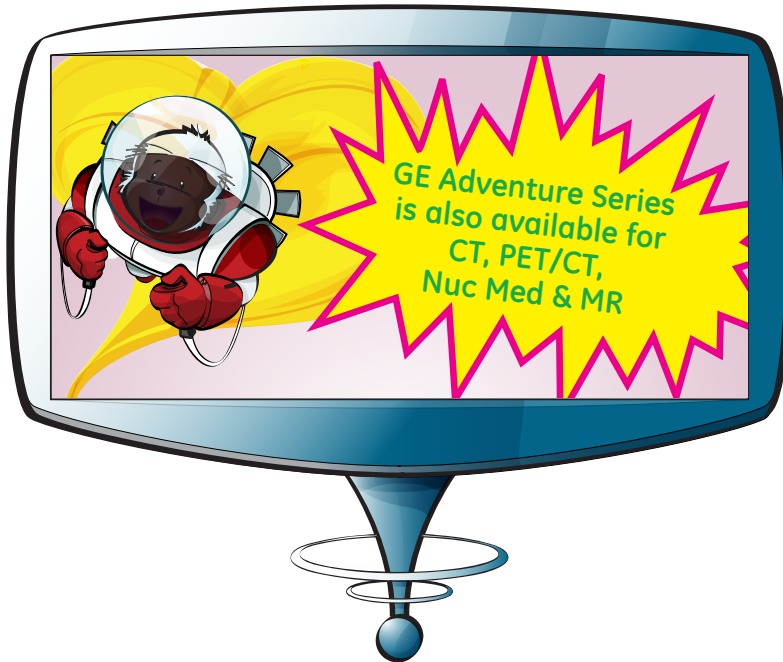


Cat#	Description	Warranty
E1500RR	X-ray Beachside for Discovery XR656 Plus, Discovery XR656/XR656HD/XR650, Optima XR646/XR646HD	Y
E1500ZA	Adventure Series – Hawaii, Alaska, Puerto Rico, Canada Install	n/a

C See GE Adventure Series Compatibility Guide on Page XR 63

GE Adventure Series Compatibility Guide

Modality	Adventure	Available System
X-ray	Bear Brook	Discovery XR656 Plus, Discovery XR650/XR656/XR656HD, Optima XR646/XR646HD
X-ray	Beachside	Discovery XR656 Plus, Discovery XR650/XR656/XR656HD, Optima XR646/XR646HD
X-ray	Playful Park	Discovery XR656 Plus, Discovery XR650/XR656/XR656HD, Optima XR646/XR646HD
X-ray	Cub River Falls	Precision™ 500D



Lead time for installation of Adventure Series rooms is approximately 4-6 weeks from date of order. Lead time for custom rooms are determined in the design process.





Specifications

- All specifications are subject to change without notice
- The product and brand names herein are the trademarks or registered trademarks of their respective owners

Pricing

- Please call to obtain current pricing. All pricing and product availability is subject to change without notice
- Price invoiced will be the price in effect at the time of order entry
- Quotations available upon request

Blanket Purchase Orders

You can save time and money by ordering your consumable products with our Blanket Order program. Blanket orders must be scheduled for a year or more and a signed purchase order agreement must be on file. Contact us for additional details.

Restocking Fee

- Returns are subject to, but not limited to, a minimum 15% restocking fee
- Certain items, such as sterile and environmentally controlled products within this catalog, are non-returnable and nonrefundable unless defective and have been noted as such

Product Returns

- Immediately upon receipt, please inspect all deliveries for order accuracy and condition
- For products shipped in error, please obtain return authorization from the Accessories and Supplies Call Center within thirty (30) days of delivery
- Power Quality items are nonreturnable and nonrefundable

Contact Us for General Information and Warranty Terms

In U.S.

GE Healthcare
Accessories and Supplies Customer Support Center
P.O. Box 414, W-544
Milwaukee, WI 53202

Phone: (866) 281-7545 – opt 1, opt 2, opt 1, opt 2

Fax: (877) 279-6990

Online: www.gehealthcare.com/accessories


Email: gehaccessorysales@ge.com

All other regions

Contact your local GE Representative.

Mammography

U.S. Accessories & Supplies



How to Order



Shop online: gehealthcare.com/accessories

Available 24/7, GE Healthcare Service Shop makes ordering supplies online fast and easy.

- Search real-time inventory of compatible, OEM products
- Take advantage of Auto Reorder for parts you buy regularly
- Batch order multiple items at once with Quick Order
- Get instant order and tracking confirmations
- Pay by PO or credit card or integrate your purchasing system

Visit GE Healthcare Service Shop to register.

1. Visit GE Healthcare Service Shop, navigating to the registration link in the upper left-hand corner of the page.
2. Give us your account details. Pro tip: Provide your customer account number for expedited registration.
3. A welcome message will come to you through the email you provide. Start shopping!

Register now at ServiceShop.GEHealthcare.com



Other ways to order:

Phone: (866) 281-7545 Options 1, 2, 1, 2

Fax: (877) 279-6990

Email: gehaccessoriesales@ge.com

EDI: Free – contact us for details

Hours: 7AM – 6PM (CST)



Table of Contents

Injectors.....	MM 4	▶
SensorySuite for Mammography	MM 6	▶
ABUS System Consumables.....	MM 9	▶
Biopsy Solutions.....	MM 10	▶
Mammography Phantom.....	MM 13	▶
Film Digitizers	MM 13	▶
Print Solutions.....	MM 14	▶
Mammography Furniture	MM 15	▶
Power Quality	MM 17	▶

Injectors

Medrad® Stellant FLEX® Injection System for Contrast Enhanced Mammography

The MEDRAD Stellant FLEX helps you meet your financial, clinical, and organizational goals, so that you can continue to deliver quality patient care while maintaining healthy business operations.

Stellant FLEX Injection System

- Compatible with GE SenoBright HD Contrast Enhanced Spectral Mammography
- User-driven design and easy-to-use interface of MEDRAD Stellant FLEX guides efficient Mammography workflow
- Staff experience with FLEX Contrast Injection System drives satisfaction and standardization

Stellant FLEX Enhanced Benefits

- Accurate contrast dose administration for better visualization of abnormalities in breast tissue
- Consistent delivery of contrast for enhancement of tumor tissue
- Simple installation to minimize operational disruption
- Small, intuitive and easy to use design to maximize operability

Certegra® Workstation

From study set-up and preparation to study administration and results management, the Certegra Workstation serves as a workflow-centralized technologist interface to help users enhance efficiencies and patient care.



MEDRAD Stellant FLEX Configuration


Pedestal-mount configuration includes:

- Dual injector head on pedestal with integral IV pole
- Syringe heat maintainer
- Certegra Workstation with USB drive
- DualFlow software
- Base control unit
- 22.8 m (75 ft) head extension cable
- 7.6 m (25 ft) base to display cable
- Power cord
- Product information package
- Operations manuals
- Installation, customer's operational training at time of installation, and one year full on-site warranty in Bayer service countries

More Choices for Operational Efficiency

Options for Contrast Delivery

- 150 mL syringe option is offered in addition to the 200 mL syringe size for protocols that require higher volumes of contrast
- Syringe options offer you the flexibility to optimize contrast media use, reduce environmental impact, and cut the cost of waste disposal, all of which reduce operational costs
- **Colored beacon technology**
A clear indication of the presence of fluid in the syringe with an orange colored identifier
- **MEDRAD Fluidots embedded on the syringe**
Offers additional assurance of fluid in the syringe prior to injection
- **Ultra-clear barrel design**
Further enhances the visualization of fluid to help prevent user error
- **2D barcodes**
System uses barcodes to determine: syringe size, expiration date, if the syringe has already been used



Cat#	Description	Warranty
E80141JA	MEDRAD Stellant FLEX Pedestal with Certegra Workstation – For use in CT and Mammography	E

SensorySuite for Mammography

An interactive experience centered around your patient.



Sight & Sound

A flat-screen monitor will display soothing video and relaxing ambient sounds of your selected environment.

Sight

Decorative wall panels in a choice of three ambiances and two sizes help set the mood for the selected ambiance.

Sight

A flat-screen monitor on the wall will display a slide show of photos of your selected ambiance.

Scent

A scent diffuser gently infuses the air with SensorySuite's light calming fragrance.

By focusing on your patients, we've re-invented the experience...and addressed many of the reasons why women avoid mammograms.

Designed to stimulate a woman's senses, SensorySuite can distract her from the perceived discomfort, pain, and anxiety of a mammogram.

SensorySuite lets your patient choose the environmental ambiance she prefers for her mammogram:


- Seaside
- Garden
- Waterfall
- Mountain

Designed to help you stand apart, SensorySuite helps enable you to:

- Improve the mammography experience of every woman
- Increase patient compliance with screening mammography
- Promote the high level of patient care you provide
- Differentiate your healthcare facility from others in your area

Advertise and promote your SensorySuite solution to women and referring physicians in your area with our comprehensive marketing tool kit of promotional materials.

Take mammography to a whole new place!



Seaside



Garden



Waterfall

SensorySuite for Mammography may be purchased as packages or as individual items.



Seaside



Waterfall



Garden

Platinum Package includes:

- Interactive Experience including two large monitors (diag. 48 in/122 cm)
- SensorySuite Scent diffuser
- SensorySuite Exam Room fragrance capsules (Set of 30 scent diffuser refill capsules)
- One Wall Panel – Large size (106 cm x 49 cm/41.1 in x 19.3 in)
- Three Wall Panels – Large size 3 x (106 cm x 49 cm/41.1 in x 19.3 in)

Cat#	Description	Warranty
E6301RA	SensorySuite – Platinum Package – Seaside	E
E6301PA	SensorySuite – Platinum Package – Waterfall	E
E6301SA	SensorySuite – Platinum Package – Garden	E

Silver Package includes:

- Interactive Experience including one large monitor (diag. 48 in/122 cm)
- One Wall Panel – Large size (106 cm x 49 cm/41.1 in x 19.3 in)

Cat#	Description	Warranty
E6301SC	SensorySuite – Silver Package – Seaside	E
E6301RC	SensorySuite – Silver Package – Waterfall	E
E6301PC	SensorySuite – Silver Package – Garden	E

Gold Package includes:

- Interactive Experience including two small monitors (diag 32 in/81 cm)
- SensorySuite Scent diffuser
- SensorySuite Exam Room fragrance capsules (Set of 30 scent diffuser refill capsules)
- Three Wall Panels – Large size 3 x (106 cm x 49 cm/41.1 in x 19.3 in)

Cat#	Description	Warranty
E6301PB	SensorySuite – Gold Package – Seaside	E
E6301RB	SensorySuite – Gold Package – Waterfall	E
E6301SB	SensorySuite – Gold Package – Garden	E

Bronze Package includes:

- Interactive Experience including one small monitor (diag 32 in/81 cm)
- One Wall Panel – Small size (70 x 32 cm/27.5 x 12.6 in)

Cat#	Description	Warranty
E6301RD	SensorySuite – Bronze Package – Seaside	E
E6301PD	SensorySuite – Bronze Package – Waterfall	E
E6301SD	SensorySuite – Bronze Package – Garden	E

SensorySuite may be configured with individual items.

SensorySuite – Sight & Sound – Interactive Experience

Cat#	Description	Warranty
E63301CJ	Interactive Experience including one small monitor (diag 32 in/81 cm)	E
E63301CK	Interactive Experience including two small monitors (diag 32 in/81 cm)	E
E63301CL	Interactive Experience including one large monitor (diag 48 in/122 cm)	E
E63301CM	Interactive Experience including two large monitors (diag 48 in/122 cm)	E

SensorySuite – Sight – Patient Interactive Device

Cat#	Description	Warranty
E63301CE	Tablet PC for waiting room	Y
E63301CF	Secured and flexible wall mount system for tablet PC in the waiting room	W



E63301CE

SensorySuite – Sight – Decorative Wall Panels

Cat#	Description	Warranty
E63301AA	Waterfall – One Wall Panel – Large size (106 x 49 cm/41.1 x 19.3 in)	W
E63301AB	Waterfall – Three Wall Panels – Large size 3 x (106 x 49 cm/41.1 x 19.3 in)	W
E63301AC	Waterfall – One Wall Panel – Small size (70 x 32 cm/27.5 x 12.6 in)	W
E63301AD	Waterfall – Three Wall Panels – Small size 3 x (70 x 32 cm/27.5 x 12.6 in)	W
E63301AE	Seaside – One Wall Panel – Large size (106 x 49 cm/41.1 x 19.3 in)	W
E63301AF	Seaside – Three Wall Panels – Large size 3 x (106 x 49 cm/41.1 x 19.3 in)	W
E63301AG	Seaside – One Wall Panel – Small size (70 x 32 cm/27.5 x 12.6 in)	W
E63301AH	Seaside – Three Wall Panels – Small size 3 x (70 x 32 cm/27.5 x 12.6 in)	W
E63301AJ	Garden – One Wall Panel – Large size (106 x 49 cm/41.1 x 19.3 in)	W
E63301AK	Garden – Three Wall Panels – Large size 3 x (106 x 49 cm/41.1 x 19.3 in)	W
E63301AL	Garden – One Wall Panel – Small size (70 x 32 cm/27.5 x 12.6 in)	W
E63301AM	Garden – Three Wall Panels – Small size 3 x (70 x 32 cm/27.5 x 12.6 in)	W



SensorySuite – Scent – Diffuser/Capsules

Cat#	Description	Warranty
E63301BA	SensorySuite Scent diffuser	Y
E63301BB	SensorySuite Exam Room fragrance capsules (Set of 30 scent diffuser refill capsules)	W



E63301BA



E63301BB

ABUS System Consumables

ABUS Membranes

The ABUS disposable scan membrane provides comfort to the patient during the 3D image acquisition. The flexible, polyester, mesh fabric stabilizes the breast tissue and enables better image quality during the scan. The membrane is single-use only which eliminates the risk of cross-contamination and the need for sterilization.

ABUS Single-Use Stabilization Membrane for Invenia™ ABUS 2.0, Invenia™ ABUS, and somo•v™ ABUS (Automated Breast Ultrasound) Platinum systems

Catalog #E8340AB

Curved membrane dimensions:

229 mm (L) x 213 mm (W) x 19 mm (D)



E8340AB

ABUS Single-Use Stabilization Membrane for Invenia™ ABUS 2.0, Invenia™ ABUS, and somo•v™ ABUS (Automated Breast Ultrasound) Platinum systems (non-Sterile)

POLYSONIC® Ultrasound Lotion

POLYSONIC® Ultrasound Lotion is an acoustic coupling lotion that is hypo allergenic and has a light pleasing scent.

Protex™ Ultrasound Disinfectant Wipes

Protex™ one-step cleaner disinfectant kills more than 30 pathogens including HIV, H1N1 and MRSA, while remaining safe for even the most sensitive surfaces. The pre-moistened wipes are easy and convenient to use.



E8365EF

E8365EC

Compatible for use with either ABUS membrane



E8365EG

E8365EB

Compatible for use with ABUS system

Cat#	Description	Quantity per Box	Warranty
E8340AB	ABUS Single-Use Stabilization Membrane for Invenia™ ABUS 2.0, Invenia™ ABUS, and somo•v™ ABUS (Automated Breast Ultrasound) Platinum systems (non-Sterile)	50/box	W
E8365EC	PolySonic Ultrasound Lotion – (Non-Sterile) 8.5 oz dispenser bottles	12 bottles/box	H
E8365EF	PolySonic Ultrasound Lotion – (Non-Sterile) 1 US gallon with refillable dispenser	4 gallons/case	H
E8365EB	Protex Ultra Disinfectant Wipes – 60 ct Soft-pack w/stay-put adhesive backing – 6.5 in x 6.0 in	12 pack/box	H
E8365EG	Protex Ultra Disinfectant Wipes – 75 ct canister pack - 7 in x 9.5 in	8 packs/case	H

Biopsy Solutions

Ultra DBI 3-in-1 Interventional Mammography Table

The Ultra DBI™ maximizes department space by incorporating upright and decubitus stereotactic breast biopsy, as well as mammography into one bariatric capable platform, increasing throughput and increasing continuity of care.

- Easy transition from chair to table provides an all-encompassing platform for varying patient population
- Accommodates both upright and decubitus positions for stereotactic breast biopsy, as well as mammography and breast ultrasound
- Can also be used as the IB contrast injection chair for CEMM (Contrast Enhanced Spectral Mammography) or other interventional procedures
- Optional IV pole accessory for CEMM exams
- Bariatric capable patient weight capacity of 500 lbs establishes continuity of care
- Reduce turnover time and increase throughput, even in small exam rooms, with interchangeable head and foot rests eliminating the need to reposition the table to accommodate each patient
- Optional battery for use when a plug-in outlet is not available



E10811SX



E10811SU



E10811SF



E10811SU

Cat#	Description	Warranty
E10811SU	Ultra DBI Table, including Power Cords Kit	E
E10811SX	Optional battery functionality for Ultra DBI Table	H
E10811SF	IV Pole for Ultra DBI 3-in-1 Mammography Table	H

Mammography Biopsy Chair

Easy maneuverability. Easy operation.

The Mammography Biopsy Chair's versatility in moving from a chair position to a fully reclined position is designed to permit convenient patient positioning and treatment.

- Shortened base and premium Tente® casters allow for easy maneuvering around imaging equipment
- The height can be adjusted using foot pedals located on both sides of the chair. Handles on either side of the back section can be used to recline and position the chair in or out of Trendelenburg positions
- The side rails can be folded away using accessible release levers for lesion site access
- The brake and steer system is operated by levers at the side of the chair base



E6315HD



E6315HD

Seat cushion Width: 22 in/55 cm
 Overall Length (Supine): 75 in/190 cm
 Overall Length (Upright): 42.5 in/108 cm
 Trendelenburg: 10°
 Maximum Weight Capacity: 325 lbs/147.5 kg

Cat#	Description	Warranty
E6315HD	Mammography Biopsy Chair	H

Rolling Table Cart

- May be used in a range of medical applications, including Mammography biopsy procedures
- Wheels allow the cart to be moved from room to room
- Locking casters offer stability when needed
- Height – 35.37 in / 898.5 mm
- Table Top Length – 18.6 in / 473.08 mm
- Table Top Width – 18.3 in / 464.18 mm
- Table Top Depth – 0.20 in / 5.08 mm (this is center/sides have more depth)
- Weight – 114.2 lb / 51.8 kg
- Table Top material – HDPE (High-density Polyethylene)



E6315HD

Cat#	Description	Warranty
E6315SA	Rolling Table Cart for Mammography Biopsy Procedures	C

Sterile Disposable Needle Guides

- Provides a horizontal or lateral approach for core biopsy and localization
- Packaged 2 guides per package, 5 packages per case; sold per case
- Sterile item, disposable – non-returnable and non-refundable



E63101DM

Cat#	Description	Needle Size		Hole Diameter mm	Warranty
		mm	Gauge		
Without slot for wire positioning					
E63101DL	Needle Guide without slot for wire positioning (10/cs)	0.8	21	0.9	H
E63101DM	Needle Guide without slot for wire positioning (10/cs)	0.9	20	1.0	H
E63101DN	Needle Guide without slot for wire positioning (10/cs)	1.1	19	1.2	H
E63101DP	Needle Guide without slot for wire positioning (10/cs)	1.3	18	1.4	H
E63101DR	Needle Guide without slot for wire positioning (10/cs)	1.6	16	1.8	H
E63101DS	Needle Guide without slot for wire positioning (10/cs)	2.0	14	2.25	H
With slot for wire positioning					
E63101EB	Needle Guide with slot for wire positioning (10/cs)	0.9	20	1.0	H
E63101EC	Needle Guide with slot for wire positioning (10/cs)	1.1	19	1.2	H

Non-Sterile Reusable Needle Guides

- Non-sterile reusable metal needle guide is to be used for standard mammography biopsy procedures
- Packaged 2 per package, 2 packages per case; sold per case




E63101MC

Cat#	Description	Needle Size		Hole Diameter mm	Warranty
		mm	Gauge		
Needle guides with retaining catch					
E63101MA	Non-Sterile Metal Reusable Needle Guide (4/cs)	0.8	21	0.9	H
E63101MB	Non-Sterile Metal Reusable Needle Guide (4/cs)	0.9	20	1.0	H
E63101MC	Non-Sterile Metal Reusable Needle Guide (4/cs)	1.07	19	1.2	H
E63101MD	Non-Sterile Metal Reusable Needle Guide (4/cs)			1.3	H
E63101ME	Non-Sterile Metal Reusable Needle Guide (4/cs)	1.3	18	1.4	H
E63101MF	Non-Sterile Metal Reusable Needle Guide (4/cs)	1.6	16	1.8	H
E63101MG	Non-Sterile Metal Reusable Needle Guide (4/cs)	2.11	14	2.25	H
Needle guides without retaining catch					
E63101MH	Non-Sterile Metal Reusable Needle Guide (4/cs)	2.55	13	2.55	H
E63101MJ	Non-Sterile Metal Reusable Needle Guide (4/cs)	2.90	12	2.9	H
E63101MK	Non-Sterile Metal Reusable Needle Guide (4/cs)	3.20	11	3.2	H

Mammography Phantom

Mammography ACR Phantom

- The phantom simulates the X-ray attenuation of a 4.2 cm slab of compressed human breast composed of 50% adipose tissue and 50% glandular tissue
- An exceptional tool to help identify artifacts due to grids, filters, film-processing (for film-screen systems), as well as those produced by digital mammography systems
- Includes a carrying case



E6322DJ



Cat#	Description	Warranty
E6322DJ	ACR Breast Phantom	H
Compatibility: Analog and digital mammography systems		

Film Digitizers

VIDAR DiagnosticPRO® Advantage Film Digitizer

(Customer must have or purchase Acquisition software to use digitizer)

VIDAR DiagnosticPRO Advantage Digitizer with its high-resolution capabilities (44.5 microns), provides the ability to digitize mammography films, and offers larger spot size options for digitizing general radiographic, CT, MR, Ultrasound, and nuclear medicine films. Features an integrated 25-sheet, mixed size film feeder supporting film sizes from 7 in to 14 in W and 8 in to 51 in L. Computer interface is USB.

- VIDAR's sophisticated High-Definition CCD array and unique Automatic Digitizer Calibration (ADC) feature delivers excellent image quality and grayscale reproduction
- Superior optical density range (0.00 – 3.85) and image resolution (44.5 micron), scan rate 125 lines per second
- Measures 25.5 in (W) × 24 in (D) × 29 in (H); weight 41 lbs



E8250MC

Cat#	Description	Warranty
E8250MC	VIDAR DiagnosticPRO Advantage Film Digitizer	E

Print Solutions

Agfa® DRYSTAR™ AXYS™

A dual film size, direct digital imager with excellent quality. AXYS offers a great range of capabilities and can be used in both centralized workflows and with dedicated applications.

- Multi-application hardcopy solution
- Mammography-quality images, with 508 dpi image resolution
- Very short access time, for fast delivery of first 4 prints
- Convenient imaging, with 2 film sizes online



Cat#	Description	Warranty
E8202NE	Agfa DRYSTAR AXYS	E
E8202NF	Smartcart for DRYSTAR AXYS	H

Konica Drypro 873

The Konica Drypro 873 has features you need for mammography, fast print times and multiple print sizes.

- 50 second first print time, 40 second subsequent print time
- 90 sheets per hour throughput (14 x 17 in film)
- Standard two tray, optional third tray – customer selects from 4 tray sizes at installation 8 x 10 in, 10 x 12 in, 11 x 14 in, 14 x 17 in



Cat#	Description	Warranty
E8205JH	Konica Drypro 873	E

Mammography Furniture

Senographe Pristina™ Accessories Storage Wall Stand

- Holds 8 paddles
- Trays for mag stand and bucky
- Two hooks – for both face shields
- Color coordinated to Senographe Pristina™ system
- Lightweight, aluminum construction for easy wall mounting
- Dimensions – 46.2 (L) x 21 (W) x 17.25 in (D)/1172.9 (L) x 533.4 (W) x 438.9 mm (D)
- Weight – 11.9 lbs

Senographe Pristina™ Accessories Storage Cabinet

- Slots available for all paddles
- Shelves for mag stands and bucky, or use top of the cabinet for additional storage
- Two hooks – for both face shields
- Color coordinated to Senographe Pristina system
- Sturdy steel base with lightweight aluminum cabinet, shelves and tracks
- Dimensions – 60.2 (L) x 25.3 (W) x 15.4 in (D)/1530.7 (L) x 643.6 (W) x 392.1 mm (D)
- Weight – 57 lb



Both cabinets are specifically designed to store the Senographe Pristina 3D accessories.



E6315TB



E6315TA

Cat#	Description	Warranty
E6315TB	Senographe Pristina Accessories Storage Wall Stand	L
E6315TA	Senographe Pristina Accessories Storage Cabinet	L

GE Mammography Accessories Cabinet

Available exclusively from GE Healthcare, this convenient mammography accessory cabinet protects and organizes your mammography components.

- Available for use with SenoClaire™, Senographe Essential™, Senographe DS™, Senographe 2000D and DMR systems
- Holds 14 paddles, including standard or tomo paddles
- Paddles hang vertically to avoid scratching
- Can be wall mounted or free standing
- Cabinet can be used for storing mag stand or phantoms
- Aluminum construction
- Dimensions – 30 in/76.2 cm (L) x 45 in/114.3 cm (H) x 14 in/35.6 cm (D)
- Weight – 49 lb/22.2 kg



Designed for
GE tomo paddles



E6315T

Cat#	Description	Warranty
E6315T	Mammography Accessories Cabinet	L

GE Anti-Fatigue Mat

- Helps to reduce body stress and fatigue resulting from standing for long periods
- One of the most comfortable, buoyant anti-fatigue floor mats on the market
- Durable construction; sealed to prevent moisture absorption and facilitate cleanup



E7058A



E7058AB




E7058AC

Cat#	Description	Warranty
E7058A	GE Anti-Fatigue Floor Mat (Blue 3' x 5' x 5/8") – 20 lb	H
E7058AB	GE Anti-Fatigue Floor Mat (Gray 3' x 5' x 5/8") – 20 lb	H
E7058AC	GE Anti-Fatigue Floor Mat (Blue 2' x 3' x 5/8") – 9 lb	H

Uninterruptible Power Supplies

Uninterruptible Power Supplies (UPS)

- Helps provide reliable, clean, consistent power for Diagnostic Imaging and PACS systems
- Helps to eliminate power anomalies (noise, transients, over and undervoltage), which could damage the system's sensitive computer components
- Enables the DI system to complete scanning after the loss of supply power and allows for the saving of valuable data and orderly system shutdown
- GE has tested and approved specific On-Line Double Conversion UPS models with GE Healthcare Diagnostic Imaging systems
- Configurations are available to support multi-modalities or even complete departments



Cat#	Description	Warranty
Mammography UPS		
E4502JS	10 kVA GE LanPro 11U Single Phase	D
E4502JJ	6 kVA Eaton 208V, Single Phase UPS (Senographe Pristina only)	O

Main Disconnect Panels

Main Disconnect Panels

Main Disconnect Panels provide emergency shut down, undervoltage protection, overcurrent protection, OSHA lockout tag provisions, and serves as a local disconnect for the GE Healthcare Diagnostic Imaging System.

- Helps reduce installation time by providing a single-point power connection, eliminating the need to mount and wire a number of individual components
- Standardized design and testing helps ensure high product quality and system reliability
- UL and cUL listed for compliance with National Electric Code
- Surface or semi-flush mounting
- Please consult your GE Healthcare Field Engineer to determine if this is the appropriate product for your needs before purchasing



Cat#	Description	Warranty
Mammography Main Disconnect Panels		
E4502PA	Main Disconnect Panel for the Senographe Pristina/Essential/DS (208-240V, 50/60 Hz, UL)	Y



Specifications

- All specifications are subject to change without notice
- The product and brand names herein are the trademarks or registered trademarks of their respective owners

Pricing

- Please call to obtain current pricing. All pricing and product availability is subject to change without notice
- Price invoiced will be the price in effect at the time of order entry
- Quotations available upon request

Blanket Purchase Orders

You can save time and money by ordering your consumable products with our Blanket Order program. Blanket orders must be scheduled for a year or more and a signed purchase order agreement must be on file. Contact us for additional details.

Restocking Fee

- Returns are subject to, but not limited to, a minimum 15% restocking fee
- Certain items, such as sterile and environmentally controlled products within this catalog, are non-returnable and nonrefundable unless defective and have been noted as such

Product Returns

- Immediately upon receipt, please inspect all deliveries for order accuracy and condition
- For products shipped in error, please obtain return authorization from the Accessories and Supplies Call Center within thirty (30) days of delivery
- Power Quality items are nonreturnable and nonrefundable

Contact Us for General Information and Warranty Terms

In U.S.

GE Healthcare
Accessories and Supplies Customer Support Center
P.O. Box 414, W-544
Milwaukee, WI 53202

Phone: (866) 281-7545 – opt 1, opt 2, opt 1, opt 2

Fax: (877) 279-6990

Online: www.gehealthcare.com/accessories

Email: gehccaccessorysales@ge.com

All other regions

Contact your local GE Representative.



Power Quality

U.S. Accessories & Supplies



How to Order



Shop online: gehealthcare.com/accessories

Available 24/7, GE Healthcare Service Shop makes ordering supplies online fast and easy.

- Search real-time inventory of compatible, OEM products
- Take advantage of Auto Reorder for parts you buy regularly
- Batch order multiple items at once with Quick Order
- Get instant order and tracking confirmations
- Pay by PO or credit card or integrate your purchasing system

Visit GE Healthcare Service Shop to register.

1. Visit GE Healthcare Service Shop, navigating to the registration link in the upper left-hand corner of the page.
2. Give us your account details. Pro tip: Provide your customer account number for expedited registration.
3. A welcome message will come to you through the email you provide. Start shopping!

Register now at ServiceShop.GEHealthcare.com



Other ways to order:

Phone: (866) 281-7545 Options 1, 2, 1, 2








Fax: (877) 279-6990

Email: gehcaccessorysales@ge.com

EDI: Free – contact us for details

Hours: 7AM – 6PM (CST)

Table of Contents

Uninterruptible Power Supplies	PQ 4	
Transformer	PQ 6	
Dynamic Sag Corrector	PQ 7	
Maintenance Bypass Panels	PQ 8	
Main Disconnect Panels	PQ 9	
AC Lighting Controllers	PQ 11	
Power Quality Compatibility Guide.....	PQ 12	



See Power Quality Compatibility Guide
on page PQ 12-17

Uninterruptible Power Supplies

Uninterruptible Power Supplies (UPS)

- Helps provide reliable, clean, consistent power for Diagnostic Imaging and PACS systems
- Helps to eliminate power anomalies (noise, transients, over and undervoltage), which could damage the system's sensitive computer components
- Enables the DI system to complete scanning after the loss of supply power and allows for the saving of valuable data and orderly system shutdown
- GE has tested and approved specific On-Line Double Conversion UPS models with GE Healthcare Diagnostic Imaging systems
- Configurations are available to support multi-modalities or even complete departments



Cat#	Description	Warranty	Cat#	Description	Warranty
CT UPS			MR UPS		
E4502FB	100 kVA GE UPS SG Series	O	E4504FP	700 VA Partial System UPS	O
E4502FD	150 kVA GE UPS SG Series	O	E4504FN	Cable for Cat# E4504FM and E4504FP (Required for SIGNA Premier, SIGNA Voyager and SIGNA Pioneer)	O
E4502WA	150 kW 93PM (non-seismic) UPS, non-upgradeable, 6.1 min runtime	O	E4502FB	100 kVA GE UPS SG Series	O
E4502WB	150 kW 93PM (seismic) UPS, non-upgradeable, 6.1 min runtime	O	E4502FD	150 kVA GE UPS SG Series	O
E4502WC	150 kW 93PM (non-seismic) UPS, upgradeable, 8.4 min runtime	O	E45971AC	400 kW TLE UPS, non-seismic, 5 min runtime, with Maintenance Bypass Panel, for shipments via surface	O
E4502WD	150 kW 93PM (seismic) UPS, upgradeable, 8.4 min runtime	O	E45971AE	400 kW TLE UPS, non-seismic, 5 min runtime, with Maintenance Bypass Panel, for air freight	O
E4502WE	50 kW UPM field upgrade for E4502WC and E4502WD	O	Interventional UPS		
E4502WF	200 kW 93PM (non-seismic) UPS, non-upgradeable, 4.1 min runtime	O	E4502FD	150 kVA GE UPS SG Series	O
E4502WG	200 kW 93PM (seismic) UPS, non-upgradeable, 4.1 min runtime	O	E4502FF	300 kVA UPS	O
E4502FG	225 kVA GE UPS	O	E4502FH	20 kVA Partial UPS for Innova Systems	O
E4502FF	300 kVA UPS	O	Ultrasound UPS		
E4502F	14 kVA Partial UPS	O	E4502M	420 VA Powervar UPS	ZZ
E4502KZ	10 kVA Partial UPS	O	E4502KV	2 kVA UPS	D
E4504CP	15 kVA Partial UPS	O	E8349PA	1440 VA UPS (Medical Grade)	ZZ
E4502YA	Seismic Kit for Cat# E4502F and E4502KY UPS	O	PET UPS		
			E4502JS	10 kVA GE LanPro 11U Single Phase UPS	O
			E4502FB	100 kVA GE UPS SG Series	O
			E4502FG	225 kVA GE UPS	O
			E4502F	14 kVA Partial UPS	G
			E4502YA	Seismic Kit for Cat# E4502F	O



See Power Quality Compatibility Guide on page PQ 12-17

Uninterruptible Power Supplies (UPS) *(cont.)*

Cat#	Description	Warranty
Nuclear Medicine UPS		
E4502KX	1.5 kVA Powercom VGS-1500 UPS for Discovery 750b	O
E4502JJ	6 kVA Eaton UPS	O
E4502FK	10 kVA GE LP33 Series UPS	G
E4502KZ	10 kVA Partial UPS	G
E4502YB	Seismic Kit for Cat# E4502JJ UPS	O
E4502KV	Powercom VGS-2000 2 kVA UPS, 120V, 50/60 Hz for Discovery NM530c	G
RAD/R&F UPS		
E4502FD	150 kVA GE UPS SG Series	O
E4502FF	300 kVA UPS	O
E4502FQ	700 VA Partial UPS	O
Mammography UPS		
E4502JJ	6 kVA Eaton UPS	O
E4502JS	10 kVA GE LanPro 11u Single Phase UPS	O
Lunar UPS		
E4502LB	1.5 kVA UPS for LUNAR iDXA and Prodigy Systems (also requires E4502LC grounding kit)	G
E4502LC	Cable Kit for Cat# E4502LB UPS	G
Multi-System UPS		
E4502FF	300 kVA GE UPS SG Series	G
E4502FJ	500 kVA GE UPS SG Series	G



See Power Quality Compatibility Guide on page PQ 12-17



Transformer

Transformer

- Meets or exceeds DOE 2016, NEMA TP-1, NEMA premium and DOD CSL-3 efficiency requirements
- Qualified to the seismic requirements of ASCE7.05, IEEE-693-2005 and IBC-2006
- UL Listed
- Weather shields protect transformers from rain, snow and the elements when installed outdoors



Cat#	Description	Warranty
E4500TB	112.5 kVA Step Up Transformer – 208-480Y/277 Volt	Y
E4500AR	Weather Shield for 112.5 kVA Transformers	Y



See Power Quality Compatibility Guide on page PQ 12-17

Dynamic Sag Corrector

Dynamic Sag Corrector (DySC)

- Corrects for voltage sags at the system, department or facility level
- DySC is optimized for fast sag detection and response time (voltage detect time of 1 ms; sags are corrected with a peak voltage response time of 1.5 ms)
- A green power solution at > 99% energy efficiency, the DySC has no batteries and over time can offer lower cost of maintenance
- Smaller footprint and lighter weight than comparable (kVA) UPS systems
- Service Contracts offered by GE Healthcare



E4505SM/E4505SN

Transformer/Dynamic Sag Corrector

Cat#	Description	Warranty
E4505SL	110 Amp (92 kVA) ProDySC Dynamic Sag Corrector (includes limited, simple installation)	Y
E4505SJ	200 Amp (166 kVA) ProDySC Dynamic Sag Corrector (without installation)	Y
E4505SD	200 Amp (166 kVA) ProDySC Dynamic Sag Corrector (includes limited, simple installation)	Y
E4505SM	200 Amp GT (166 kVA) ProDySC Dynamic Sag Corrector (without installation)	Y
E4505SN	200 Amp GT (166 kVA) ProDySC Dynamic Sag Corrector (includes limited, simple installation)	Y
E4505SK	400 Amp (333 kVA) ProDySC Dynamic Sag Corrector (without installation)	Y
E4505SE	400 Amp (333 kVA) ProDySC Dynamic Sag Corrector (includes limited, simple installation)	Y



Maintenance Bypass Panels

Maintenance Bypass Panels

- The Maintenance Bypass Panel feeds power to the UPS in the normal mode and enables an imaging system to operate when the UPS is in the manual bypass mode for routine servicing of the UPS or in the event of UPS failure.
- The UPS input and output breakers provide branch overcurrent protection, a disconnection/isolation means and OSHA lock out/tag out provisions
- The bypass breaker includes a control contact which interfaces with the UPS to switch into static bypass
- Each circuit breaker is permanently identified by function for ease of operation
- Helps reduce installation time by providing a pre-designed and tested system, eliminating the need to mount and wire a number of individual components
- Standardized design and testing helps ensure high product quality and system reliability
- Operations manual to supplement UPS documentation
- UL and cUL listed, labeled, tested and conforms to National Electric Code



E4504CG

Cat#	Description	Warranty
E4504CG	100 kVA UPS Bypass Panel (Use with UPS Catalog E4502FB)	Y
E4504CH	150 kVA UPS Bypass Panel (Use with UPS Catalog E4502FD)	Y
E4504CJ	300 kVA UPS Bypass Panel (Use with UPS Catalog E4502FF)	Y
E4505CL	225 kVA UPS Bypass Panel (Use with UPS Catalog E4505FG)	Y
E4504CC	300 kVA UPS Bypass Panel	Y
E4504CE	500 kVA UPS Bypass Panel	Y
E4504CF	500 kVA UPS Bypass Panel – 4 Breaker Distribution	Y
E4504CM	500 kVA Bypass Panel with Feed-Through Lugs (Use with UPS Catalog E4502FJ)	Y
E4504CN	500 kVA Bypass Panel with 4-Feeder Breaker (Use with UPS Catalog E4502FJ)	Y



See Power Quality Compatibility Guide
on page PQ 12-17

Main Disconnect Panels

Main Disconnect Panels

- Main Disconnect Panels provide emergency shut down, undervoltage protection, overcurrent protection, OSHA lockout tag provisions, and serves as a local disconnect for the GE Healthcare Diagnostic Imaging System.
- Helps reduce installation time by providing a single-point power connection, eliminating the need to mount and wire a number of individual components
- Standardized design and testing helps ensure high product quality and system reliability
- UL and cUL listed for compliance with National Electric Code
- Surface or semi-flush mounting
- Please consult your GE Healthcare Field Engineer to determine if this is the appropriate product for your needs before purchasing



E4502BB/BC/BE/BF

Cat#	Description	Warranty
X-ray Main Disconnect Panels		
E4502ST	25 KAIC X-ray Main Power Disconnect Panel – 80 Amp, 480V/208V	Y
E4502RP	25 KAIC X-ray Main Power Disconnect Panel – 90 Amp, Auto-Restart	Y
E4502RS	25 KAIC X-ray Main Power Disconnect Panel – 110 Amp, 480V/208V	Y
E4502SA	25 KAIC X-ray Main Power Disconnect Panel – 110 Amp, Auto-Restart	Y
E4502RT	25 KAIC X-ray Main Power Disconnect Panel – 150 Amp, 480V/208V	Y
E4502JH	X-ray Main Power Disconnect Panel – 225 Amp, 480V/208V	Y
E4502KP	480V, 50Hz, 90 Amp Precision RXi System Main Disconnect Panel	Y
E4502KR	380 – 400V, 50/50 Hz, 125 Amp Precision RXi System Main Disconnect Panel	Y
CT Main Disconnect Panels		
E4502BE	CT Main Disconnect Panel and UPS Control, 380 – 480 V, 50/60 Hz, 125 Amp	Y
E4502BF	CT Main Disconnect Panel and UPS Control, 380 – 480 V, 50/60 Hz, 150 Amp	Y
E4502BB	CT Main Disconnect Panel and UPS Control, 380 – 480 V, 50/60 Hz, 90 Amp	Y
E4502BC	CT Main Disconnect Panel and UPS Control, 380 – 480 V, 50/60 Hz, 110 Amp	Y
E4502BG	CT Main Disconnect Panel, 380 – 480V, 50/60 Hz, 175 Amp for Revolution CT Apex	Y
NM/CT Disconnect Panels		
E4502AG	90 Amp Main Disconnect Panel for NM/CT 670/870/850/860	Y
E4502AH	110 Amp Main Disconnect Panel for NM/CT 670/870/850/860	Y

See Power Quality Compatibility Guide on page PQ 12-17

Main Disconnect Panels *(cont.)*

Cat#	Description	Warranty
MR Main Disconnect Panels		
E4502SP	25 KAIC MR Signa* Main Disconnect Panel w/Shield Cooler Compressor	Y
Nuclear Medicine/PET Main Disconnect Panels		
E4502SN	25 KAIC Millennium VG Main Power Disconnect Panel – 208Y/120V	Y
E4502SU	Optima NM/CT 640 Main Power Disconnect Panel	Y
E4502SV	Discovery NM630 and Brivo NM615 Main Power Disconnect Panel	Y
Mammography Main Disconnect Panels		
E4502PA	MDP UL 208 – 240 V, 60 Hz, for Senographe Pristina/Essential/DS	Y
Interventional Main Disconnect Panels		
E46001BD	MDP for Innova IGS5, IGS7 and IGS 6 AutoRight™	Y



See Power Quality Compatibility Guide
on page PQ 12-17

AC Lighting Controllers

AC Lighting Controllers

- “X-ray in Use” warning and room lighting control panel provide a low voltage interface between the “X-ray in Use” warning lights, interior room general lighting systems and the X-ray system
- Convenient, push on/off pre-wired footswitch for control of room general lighting
- Enhances servicing safety by the use of a low voltage interface circuit between the imaging system and the line voltage lighting system



E4502SS

Cat#	Description	Warranty
E4502SS	X-ray Warning and Room Lighting Control Panel (X-ray, Vascular, R&F)	Y
E4502RL	X-ray Warning Light Control Panel (CT, MR, X-ray)	Y
E4500AK	X-ray Warning Light Control Panel for Infinia Hawkeye	Y



See Power Quality Compatibility Guide on page PQ 12-17



Power Quality Compatibility Guide

CT Systems	Full UPS Cat #	Full UPS Description	Partial UPS Cat #	Partial UPS Description	Maintenance Bypass Panel	Main Disconnect Panel	AC Lighting Controller
Discovery CT 750HD, Revolution CT, Revolution Frontier Revolution HD, Revolution GSI	E4502WA E4502WB E4502WC E4502WD	150 kW UPS (non-seismic) 150 kW (seismic OHSPD) 150 kW UPS (non-seismic, upgradeable to 200 kW for Apex) 150 kW (seismic OHSPD, upgradeable to 200 kW for Apex)	E4502F (E4502CA UPS Long Cable Kit & E4502YA* UPS Seismic Kit)	14 kVA partial system UPS	E4502WA/WB/WC/WD configurations include their own MBP. E4502WA/WB configurations include a wall-mounted load distribution panel.	E4502BE 125 Amp	E4502SS E4502RL
CT Revolution Apex	E4502WF E4502WG E4502WE	200 kW UPS (non-seismic) 200 kW (seismic OHSPD) 50 kW field upgrade of E4502WC or WD for use with Apex (200 kW)	E4502F (E4502CA UPS Long Cable Kit & E4502YA UPS Seismic Kit)	14 kVA partial system UPS	E4502WF/WG configurations include their own MBP	E4502BG 175A	E4502SS E4502RL
Optima CT660, Optima CT540/CT520,	E4502WA E4502WB	150 kW UPS (non-seismic) 150 kW (seismic OHSPD)	E4502KZ	10 kVA partial system UPS	E4502WA/WB configurations include their own MBP and a wall-mounted load distribution panel	E4502BE 125 Amp	E4502SS E4502RL
Revolution EVO	E4502FB E4502WA E4502WB	100 kVA UPS (non-seismic) 150 kW UPS (non-seismic) 150 kW (seismic OHSPD)	E4502KZ	10 kVA partial system UPS	E4504CG (use with E4502FB) E4502WA/WB configurations include their own MBP and a wall-mounted load distribution panel	E4502BB 90A E4502BE 125A	E4502SS E4502RL
Optima CT580 RT, Discovery CT590 RT, Optima CT580w	E4502FB (non-seismic)	100 kVA UPS	E4502KZ	10 kVA partial system UPS	E4504CG (use with E4502FB)	E4502BE 125 Amp	E4502SS E4502RL
LightSpeed Pro 32, LightSpeed VCT (LightSpeed 7.x series)	E4502WA E4502WB	150 kW UPS (non-seismic) 150 kW (seismic OHSPD)	E4502F (E4502CA UPS Long Cable Kit & E4502YA UPS Seismic Kit)	14 kVA partial system UPS	E4502WA/WB configurations include their own MBP and a wall-mounted load distribution panel	E4502BE 125 Amp	E4502SS E4502RL
CT/I, LS Qx/I (LightSpeed 1.x & 2.x series) LS Plus & LS Ultra (LightSpeed 3.x series) LightSpeed 16 (LightSpeed 4.x series) LS Plus & LS Ultra & LS 16 (LightSpeed 5.x series) BrightSpeed (5.x series)	E4502FB	100 kVA UPS	E4502KZ	10 kVA partial system UPS	E4504CG (use with E4502FB)	E4502BB 90 Amp	E4502SS E4502RL

E4502KZ includes the seismic kit.

*E4502YA is the seismic bracket for E4502F. E4502YB is the seismic bracket for E4502JJ.



Nuclear Medicine & Nuclear Medicine/CT Systems	Full UPS Cat #	Full UPS Description	Partial UPS Cat #	Partial UPS Description	Main Disconnect Panel
Discovery NM530c	E4502KV	2 kVA UPS			
Discovery NM630 & Brivo NM615	E4502JJ E4502YB*	6 kVA UPS			E4502SV
Discovery NM/CT 670, NM/CT 870, NM/CT850, NM/CT860	E4502FB	100 kVA UPS	E4502JJ E4502KZ	E4502YB* 6 kVA UPS for NM part 10 kVA Partial System UPS for CT part	E4502AG 90Amp E4502AH 110A
Optima NM/CT 640	E4502FH	20 kVA UPS	E4502JJ E4502YB*	6 kVA UPS	E4502SU
Discovery 750b	E4502KX	1.5 kVA UPS			
Millenium Series: MG/MC Myosite, MPR MPS	E4502KV	2 kVA UPS			
Ventri Systems	E4502KV	2 kVA UPS			

Workstations

Xeleris, Xeleris View, Entegra, Genie P&R	EE4502KV	2 kVA UPS			
Xpert (Elscint)	E4502KV	2 kVA UPS			
POWERstation LNX	E4502KV	2 kVA UPS			

PET & PET/CT Systems	Full UPS Cat #	Full UPS Description	Partial UPS Cat #	Partial UPS Description	Maintenance Bypass Panel	Main Disconnect Panel	AC Lighting Controller
Discovery IQ, Discovery MI/MI-DR	E4502WA E4502WB	150 kW UPS (non-seismic) 150 kW (seismic OHSPD)			E4502WA/WB configurations include their own MBP and a wall-mounted load distribution panel		E4502SS E4502RL
Discovery ST (Including Mobile)	E4502FB	100 kVA UPS	E4502F E4502YA*	14 kVA Partial	E4504CG (use with E4502FB)	E4502BB 90 Amp w/ Auto restart	E4502SS E4502RL
Discovery ST-HP (PET w/LS 16 5.x series) (Including Mobile)	E4502FB	100 kVA UPS	E4502F E4502YA*	14 kVA Partial	E4504CG (use with E4502FB)	E4502BB 90 Amp w/ Auto restart	E4502SS E4502RL
Discovery-VCT (DVCT)	E4502FD	150 kVA UPS	E4502F E4502YA*	14 kVA Partial	E4504CH (use with E4502FD)	E4502BE 125 Amp w/ Auto restart	E4502SS E4502RL
Optima-PET/CT 560	E4502FB	100 kVA UPS	E4502F E4502YA*	14 kVA Partial	E4504CG (use with E4502FB)	E4502BB 90 Amp w/ Auto restart	E4502SS E4502RL
Optima-PET/CT 560 FX	E4502FB	100 kVA UPS	E4502F E4502YA*	14 kVA Partial	E4504CG (use with E4502FB)	E4502BB 90 Amp w/ Auto restart	E4502SS E4502RL
Discovery-PET/CT 600	E4502FB	100 kVA UPS	E4502F E4502YA*	14 kVA Partial	E4504CG (use with E4502FB)	E4502BB 90 Amp w/ Auto restart	E4502SS E4502RL
Discovery-PET/CT 690 elite	E4502WA E4502WB	150 kW UPS (non-seismic) 150 kW (seismic OHSPD)	E4502F E4502YA*	14 kVA Partial	E4502WA/WB configurations include their own MBP and a wall-mounted load distribution panel	E4502BB 90 Amp w/ Auto restart	E4502SS E4502RL
Discovery-PET/CT 690 VCT	E4502WA E4502WB	150 kW UPS (non-seismic) 150 kW (seismic OHSPD)	E4502F E4502YA*	14 kVA Partial	E4502WA/WB configurations include their own MBP and a wall-mounted load distribution panel	E4502BE 125 Amp w/ Auto restart	E4502SS E4502RL
Discovery-PET/CT 610 (16 & 64 slice)	E4502FB	100 kVA UPS	E4502F E4502YA*	14 kVA Partial	E4504CG (use with E4502FB)	E4502BB 90 Amp w/ Auto restart	E4502SS E4502RL
Discovery-PET/CT 710 (16 & 64 slice)	E4502WA E4502WB	150 kW UPS (non-seismic) 150 kW (seismic OHSPD)	E4502F E4502YA*	14 kVA Partial	E4502WA/WB configurations include their own MBP and a wall-mounted load distribution panel	E4502BE 125 Amp w/ Auto restart	E4502SS E4502RL
Radiotracer	E4502JS	10 kVA UPS					E4502SS E4502RL
MiniTrace Cyclotron	E4502FB	100 kVA UPS			E4504CG (use with E4502FB)		E4502SS E4502RL

*E4502YA is the seismic bracket for E4502F.



MR Systems	Full UPS Cat #	Full UPS Description	Partial UPS Cat #	Partial UPS Description	Maintenance Bypass Panel	Main Disconnect Panel
SIGNA Premier	E45971AC	400kW UPS (for ship- ments via surface)	E4504FP and E4504FN (required cable)	0.7 kVA Partial System UPS	TBD	M7100AA*
	E45971AE	400 kW UPS (for air freight)				
SIGNA Artist SIGNA Architect	E4502FD	150 kVA UPS	E4504FP	0.7 kVA Partial System UPS	E4504CH	M7000WL*
SIGNA Creator SIGNA Explorer Brivo MR355 Optima MR360	E4502FB	100 kVA UPS	E4504FP	0.7 kVA Partial System UPS	E4504CG	M3088TM*
SIGNA Voyager SIGNA Pioneer	E4502FB	100 kVA UPS	E4504FP and E4504FN (required cable)	0.7 kVA Partial System UPS	E4504CG	M7000WL*
Discovery 450 1.5T Discovery 750 3.0T Optima 450w Discovery 750w SIGNA PET/MR	E4502FD	150 kVA UPS	E4504FP	0.7 kVA Partial System UPS	E4504CH	M7000WL*
SIGNA 1.0T and 1.5T MR/I Wide Open	E4502FB	100 kVA UPS	E4504FP	0.7 kVA Partial System UPS	E4504CG	E4502SP
Excite 1.5T, 3.0T, HDx, HDe	E4502FB	100 kVA UPS	E4504FP	0.7 kVA Partial System UPS	E4504CG	TBD

*To order contact your local GE Healthcare representative.

Interventional Systems	Full UPS Cat #	Full UPS Description	Partial UPS Cat #	Partial UPS Description	Maintenance Bypass Panel	Main Disconnect Panel	AC Lighting Controller
Innova IGS 540, 530, 620	E4502FD E4502FF	150 kVA UPS 300 kVA UPS	E4502FH 20 kVA UPS	Needs interface kit S18751PS	E4504CH (Use with E4502FD) E4504CJ (Use with E4502FF)	E46001BD	E4502SS E4502RL
Discovery IGS 730, 740	E4502FD E4502FF	150 kVA UPS 300 kVA UPS	E4502FH 20 kVA UPS	Needs interface kit S18751PS	E4504CH (Use with E4502FD) E4504CJ (Use with E4502FF)	E46001BD	E4502SS E4502RL
Optima CL323i	E4502FD E4502FF	150 kVA UPS 300 kVA UPS	E4502FH 20 kVA UPS	Needs interface kit S18751PS	E4504CH (Use with E4502FD) E4504CJ (Use with E4502FF)		E4502SS E4502RL
Innova 2000, 2100, 3100, 4100 (requires Unity platform for 20 kVA UPS compatibility)	E4502FD E4502FF	150 kVA UPS 300 kVA UPS	E4502FH 20 kVA UPS	for older Innova systems w/o built-in UPS; not Innova 2000 (needs interface kit, S18751PS)	E4504CH (Use with E4502FD) E4504CJ (Use with E4502FF)	E4502JE - Innova 2100, 3100, 4100	E4502SS E4502RL
CathLab (Innova 2000/2100)	E4502FD E4502FF	150 kVA UPS 300 kVA UPS	E4502FH 20 kVA UPS	Needs interface kit S18751PS	E4504CH (Use with E4502FD) E4504CJ (Use with E4502FF)	E4502RP - 90 Amp, Auto Restart E4502ST - 80 Amp E4502RS - 110 Amp E4502RT - 150 Amp E4502JH - 225 Amp E4502RY - 125 Amp, Auto Restart	E4502SS E4502RL
ComboLab (Innova 3100/4100) (Vascular/Cath)	E4502FD E4502FF	150 kVA UPS 300 kVA UPS	E4502FH 20 kVA UPS	Needs interface kit S18751PS	E4504CH (Use with E4502FD) E4504CJ (Use with E4502FF)	E4502RP - 90 Amp, Auto Restart E4502ST - 80 Amp E4502RS - 110 Amp E4502RT - 150 Amp E4502JH - 225 Amp E4502RY - 125 Amp, Auto Restart	E4502SS E4502RL



X-ray Systems	Full UPS Cat #	Full UPS Description	Partial UPS Cat #	Partial UPS Description	Maintenance Bypass Panel	Main Disconnect Panel	AC Lighting Controller
R&F Precision 500D/Rxi/MPI, Proteus Xqi/XRd-2X*/XRa, Definium 8000*	E4502FD E4502FF	150 kVA UPS 300 kVA UPS	E4504FQ	0.7kVA Partial System UPS (* indicates approval for use with these systems)	E4504CH (Use with E4502FD) E4504CJ (use with E4502FF)	E4502RP - 90 Amp, Auto Restart E4502ST - 80 Amp E4502RS - 110 Amp E4502RT - 150 Amp E4502JH - 225 Amp E4502RY - 125 Amp, Auto Restart	E4502SS E4502RL
Brivo XR385	E4502FD E4502FF	150 kVA UPS 300 kVA UPS	E4504FQ	0.7 kVA Partial System UPS	E4504CH (Use with E4502FD) E4504CJ (use with E4502FF)	E4502RP - 90 Amp, Auto Restart E4502ST - 80 Amp E4502RS - 110 Amp E4502RT - 150 Amp E4502JH - 225 Amp E4502RY - 125 Amp, Auto Restart	E4502SS E4502RL
Optima XR640* Optima 646 Discovery XR650*	E4502FD E4502FF	150 kVA UPS 300 kVA UPS	E4504FQ	0.7 kVA Partial System UPS (* indicates approval for use with these systems)	E4504CH (Use with E4502FD) E4504CJ (use with E4502FF)	E4502RP - 90 Amp, Auto Restart E4502ST - 80 Amp E4502RS - 110 Amp E4502RT - 150 Amp E4502JH - 225 Amp E4502RY - 125 Amp, Auto Restart	E4502SS E4502RL
Discovery XR656	E4502FD E4502FF	150 kVA UPS 300 kVA UPS	E4504FQ	0.7 kVA Partial System UPS	E4504CH (Use with E4502FD) E4504CJ (use with E4502FF)	E4502RP - 90 Amp, Auto Restart E4502ST - 80 Amp E4502RS - 110 Amp E4502RT - 150 Amp E4502JH - 225 Amp E4502RY - 125 Amp, Auto Restart	E4502SS E4502RL



Mammography Systems	Full UPS Cat #	Full UPS Description	Main Disconnect Panel	AC Lighting Controller
Senographe Pristina	E4502JJ	6 kVA UPS	E4502PA	TBD
SenoClaire 3D	TBD	TBD	TBD	TBD
Senographe Essential/DS	E4502JS	10 kVA UPS	E4502PA	E4502SS E4502RL
Senographe (fixed or mobile), Senographe 2000D, Senographe 700T, Senographe 800T, Senographe DMR+, SenoVision	E4502JS	10 kVA UPS		E4502SS E4502RL

U/S	UPS Cat#	UPS Description
LOGIQ 200	TBD	TBD
LOGIQ 400	E4502KV	2 kVA UPS
LOGIQ 500	E4502KV	2 kVA UPS
LOGIQ L7	E4502KV	2 kVA UPS
LOGIQ 700	E4502KV	2 kVA UPS
LOGIQ P5	E4502M	0.4 kVA UPS (Battery - E4502NA) (10 ft cord - E4502NB)
LOGIQ P6	E4502KV	2 kVA UPS
LOGIQ E9	E8349PA	1440 VA UPS (Medical Grade)
LOGIQ P3	TBD	TBD
LOGIQ S7	TBD	TBD
LOGIQ S8	E8349PA	1440 VA UPS (Medical Grade)
Vivid 3	E4502KV	2 kVA UPS
Vivid 3 Expert	E4502KV	2 kVA UPS
Vivid 3 Pro	E4502KV	2 kVA UPS
Vivid Five	E4502KV	2 kVA UPS
Vivid 7	E4502KV	2 kVA UPS
Vivid 7 PRO	E4502KV	2 kVA UPS
Vivid P3	TBD	TBD
Vivid Five EchoPAC Review Stations, Options and Accessories	TBD	TBD
Voluson E8/E6	TBD	TBD



Specifications

- All specifications are subject to change without notice
- The product and brand names herein are the trademarks or registered trademarks of their respective owners

Pricing

- Please call to obtain current pricing. All pricing and product availability is subject to change without notice
- Price invoiced will be the price in effect at the time of order entry
- Quotations available upon request

Blanket Purchase Orders

You can save time and money by ordering your consumable products with our Blanket Order program. Blanket orders must be scheduled for a year or more and a signed purchase order agreement must be on file. Contact us for additional details.

Restocking Fee

- Returns are subject to, but not limited to, a minimum 15% restocking fee
- Certain items, such as sterile and environmentally controlled products within this catalog, are non-returnable and nonrefundable unless defective and have been noted as such

Product Returns

- Immediately upon receipt, please inspect all deliveries for order accuracy and condition
- For products shipped in error, please obtain return authorization from the Accessories and Supplies Call Center within thirty (30) days of delivery
- Power Quality items are nonreturnable and nonrefundable

Contact Us for General Information and Warranty Terms

In U.S.

GE Healthcare
Accessories and Supplies Customer Support Center
P.O. Box 414, W-544
Milwaukee, WI 53202

Phone: (866) 281-7545 – opt 1, opt 2, opt 1, opt 2

Fax: (877) 279-6990

Online: www.gehealthcare.com/accessories




Email: gehccaccessorysales@ge.com

All other regions

Contact your local GE Representative.

Adventure Series

U.S. Accessories & Supplies



How to Order



Shop online: gehealthcare.com/accessories

Available 24/7, GE Healthcare Service Shop makes ordering supplies online fast and easy.

- Search real-time inventory of compatible, OEM products
- Take advantage of Auto Reorder for parts you buy regularly
- Batch order multiple items at once with Quick Order
- Get instant order and tracking confirmations
- Pay by PO or credit card or integrate your purchasing system

Visit GE Healthcare Service Shop to register.

1. Visit GE Healthcare Service Shop, navigating to the registration link in the upper left-hand corner of the page.
2. Give us your account details. Pro tip: Provide your customer account number for expedited registration.
3. A welcome message will come to you through the email you provide. Start shopping!

Register now at ServiceShop.GEHealthcare.com



Other ways to order:

Phone: (866) 281-7545 Options 1, 2, 1, 2

Fax: (877) 279-6990

Email: gehaccessorysales@ge.com

EDI: Free – contact us for details

Hours: 7AM – 6PM (CST)

Table of Contents

- Imaging Through the Eyes of a Child..... AS 4 ▶
- Customized Rooms..... AS 8 ▶
- CT Configurations.....AS 10 ▶
- PET/CT ConfigurationsAS 12 ▶
- NUC ConfigurationsAS 14 ▶
- MR Configurations.....AS 16 ▶
- X-ray Configurations.....AS 22 ▶
- Compatibility GuideAS 25 ▶



See GE Adventure Series Compatibility Guide on page AS 25



Imaging through the eyes of a child

When young patients feel anxious, they often have difficulty lying still during imaging procedures, which can affect the completion of the scan.

With the Adventure Series program, we can engage children to help improve their coping skills and reduce anxiety levels, leading to much better cooperation during the procedure.

This, in turn, may reduce the need for sedation, increase the chances of a successful scan and help reduce the need to rescan the child or reschedule the appointment.*

Now children can experience a thrilling adventure while they get their exam!

Put children first with the GE Adventure Series, an experience designed to make imaging more inviting for pediatric patients. Through themed imaging rooms, GE Healthcare leverages captivating characters, lush visuals, and hands-on activities to enhance the imaging experience for the children, their families and the hospital staff.



“Watching my daughter come out of sedation after her scan was awful. I wish we could have avoided that.”

– Parent of a young child who needed a CT scan

“I realized that we needed to help children have less anxiety when experiencing an imaging scan and decrease their need for sedation. Our goal in creating Adventure Series was to harness the power of children’s imaginations for the better so they could feel less worried for the entire scan experience.”

– Doug Dietz,
GE Adventure Series Designer

*Statement based on anecdotal information gathered from facilities who have utilized the Adventure Series product at their facilities. Substantive clinical data not available.

The big impact for Children’s Hospital has been for patient sedation rates, down to less than 1 every 2 months.** “We have one of our MIBG patients that we do quite routinely and had to be sedated previously. Now he thinks he is going on a boat ride. He gets right up on the table and lies there and falls asleep now. For this particular patient, we have been able to do his whole scan, including the CT, without sedation” adds Ms. Talley. “We are the envy of radiology, everyone wants what we have.”¹

– Katie Talley,
Children’s Hospital OU Medical Center

“The biggest change has been decreasing anxiety levels to the point where children are excited to go to the exam room and get their imaging scan.”

– Kathleen Kaspin, R.T., M.S.,
Children’s Hospital of Pittsburgh UPMC



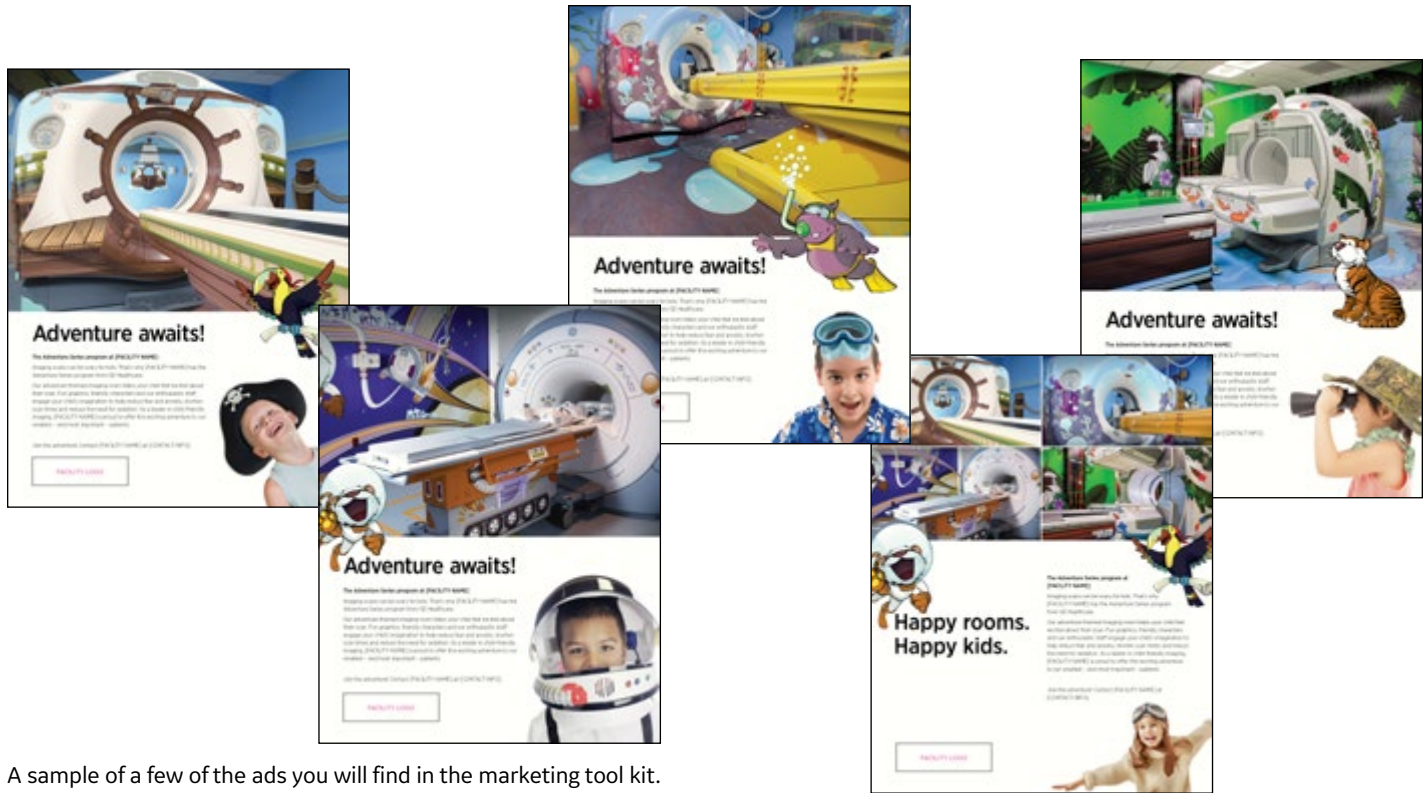
“The success of the Adventure Series program really speaks for itself. Almost half of the facilities install multiple rooms immediately and 30% of our facilities have chosen to add more after the initial adventure is installed.”

– Tom Parpart,
GE Adventure Series Manager

**Sedation rate results may vary. Not every hospital will see a decrease in sedation rates, particularly to this level, but three customers have reported a decrease in the level of sedation rates occurring at their facility when utilizing the Adventure Series. Many factors beyond the use of Adventure Series can impact whether a reduction of sedation rates will occur at your facility.

Stand out in the crowd

Advertise and promote your Adventure Series to families and referring physicians in your area with our marketing tool kit of promotional materials.



A sample of a few of the ads you will find in the marketing tool kit.



Patient pamphlet

Create the experience

The GE Adventure Series provides the setting for a great story to help ease the patient through the scan procedure. As part of the product offering we include the Explorer's Handbook. On this CD, you'll find a set of tools for you to use to guide your young patients on a wide array of adventures, which may help you get the scan you need. For example, in the Field Guides, we have provided some tips and suggestions on how to create a narrative that can enrich the experience and may help ease patient anxiety. We encourage you to take a moment to explore the room from a child's perspective and create roles that you both can play.

Your imagination is the final component. With it, the possibilities could be endless.


The Adventure Series Explorer's Handbook includes the artwork for:



Field Guides that offer tips and tricks for creating the adventure stories to help patients feel more comfortable during the scan.



Posters to decorate the department to encourage the entire staff to help improve the scan experience.



Coloring Books that engage young patient's creativity while educating them on what to expect from the scan procedure.

Start your own adventure today

There is a story ready to be written. It's the story of your facility taking steps to become a leader in child-friendly imaging. And GE Healthcare is here to help you get started. We'll show you how you may use Adventure Series themes to enhance the imaging experience for patients, families, and your hospital staff as well.



Reward Stickers for patients for a job well done.



GE Adventure Series – Customized Rooms




The GE Healthcare Design team will work with a small group of your hospital staff to create a custom layout and select themed graphics from the existing catalogs, or at times, create new appliques that fit the space and flow of each room.

In today's crowded markets, standing out and creating a unique patient experience can be a key to success. While Adventure Series provides a range of creative options to choose from, GE Healthcare understands that some discerning facilities desire something even more unique.

For those of you seeking a product experience custom tailored to you and your facility, we are pleased to offer you the ability to customize your Adventure Series room. GE Healthcare will work with you through the custom design process to create the experience you envision.

Adventure Series can be customized for the following spaces:

- Scan rooms
- Cafeterias
- Hallways
- Stress Lab
- Waiting rooms
- Exam rooms
- Uptake rooms



GE Adventure Series for CT – Pirate Island




Cat#	Description	Warranty
E1500CA	CT Pirate Island for Revolution™ Frontier, Revolution CT, Revolution EVO, Revolution HD, Discovery™ CT750 HD, Optima™ CT660/CT540/CT520, LightSpeed™ VCT, LightSpeed VCT XT, LightSpeed VCT Xte	Y
E1500ZA	Adventure Series – Hawaii, Alaska, Puerto Rico, Canada Install	n/a



See GE Adventure Series Compatibility Guide on page AS 25

GE Adventure Series for CT – Coral City




CT Configurations

Cat#	Description	Warranty
E1500CD	CT Coral City for Revolution™ Frontier, Revolution CT, Revolution EVO, Revolution HD, Discovery™ CT750 HD, Optima™ CT660/CT540/CT520, LightSpeed™ VCT, LightSpeed VCT XT, LightSpeed VCT Xte	Y
E1500ZA	Adventure Series – Hawaii, Alaska, Puerto Rico, Canada Install	n/a

C See GE Adventure Series Compatibility Guide on page AS 25



GE Adventure Series for PET/CT - Cozy Camp




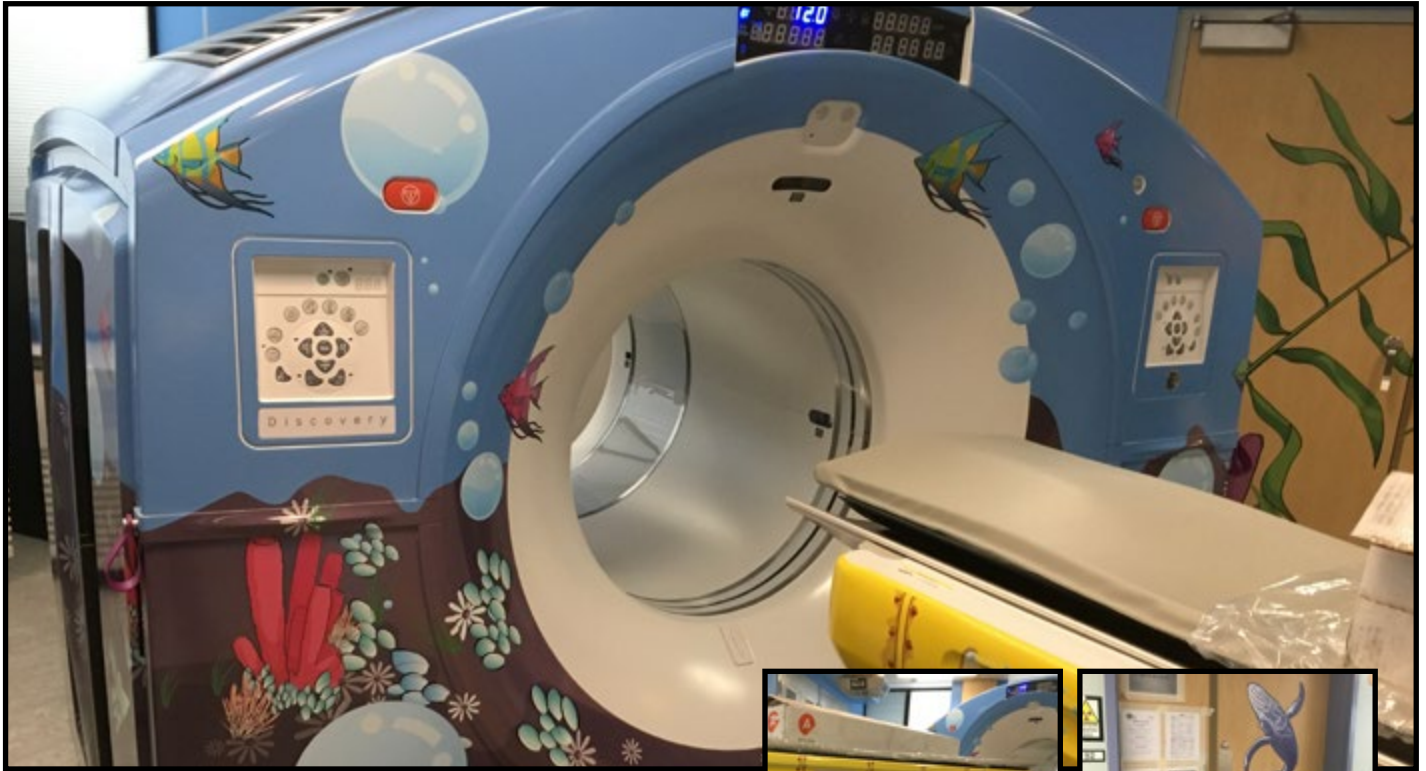
Cat#	Description	Warranty
E1500PA	PET/CT Cozy Camp for Discovery™ 600/690 & Discovery IQ systems	Y
E1500PD	PET/CT Cozy Camp for Discovery VCT	Y
E1500ZA	Adventure Series – Hawaii, Alaska, Puerto Rico, Canada Install	n/a




See GE Adventure Series Compatibility Guide on page AS 25


GE Adventure Series for PET/CT - Coral City

PET/CT Configurations




Cat#	Description	Warranty
E1500PH	PET/CT Coral City Adventure for Discovery MI, and Discovery MI DR	Y
E1500ZA	Adventure Series – Hawaii, Alaska, Puerto Rico, Canada Install	n/a

 See GE Adventure Series Compatibility Guide on page AS 25





GE Adventure Series for Nuclear Medicine – Jungle Adventure



Cat#	Description	Warranty
E1500ND	NUC Jungle Adventure for Infinia/Infinia Hawkeye	Y
E1500NE	NUC Jungle Adventure for NM/CT 870 CZR, NM/CT 870 DR, NM/CT 860/850, NM 830, Discovery NM/CT 670 Pro & NM/CT 670, Optima NM/CT 640, and Discovery NM 630	Y
E1500ZA	Adventure Series – Hawaii, Alaska, Puerto Rico, Canada Install	n/a



See GE Adventure Series Compatibility Guide on page AS 25



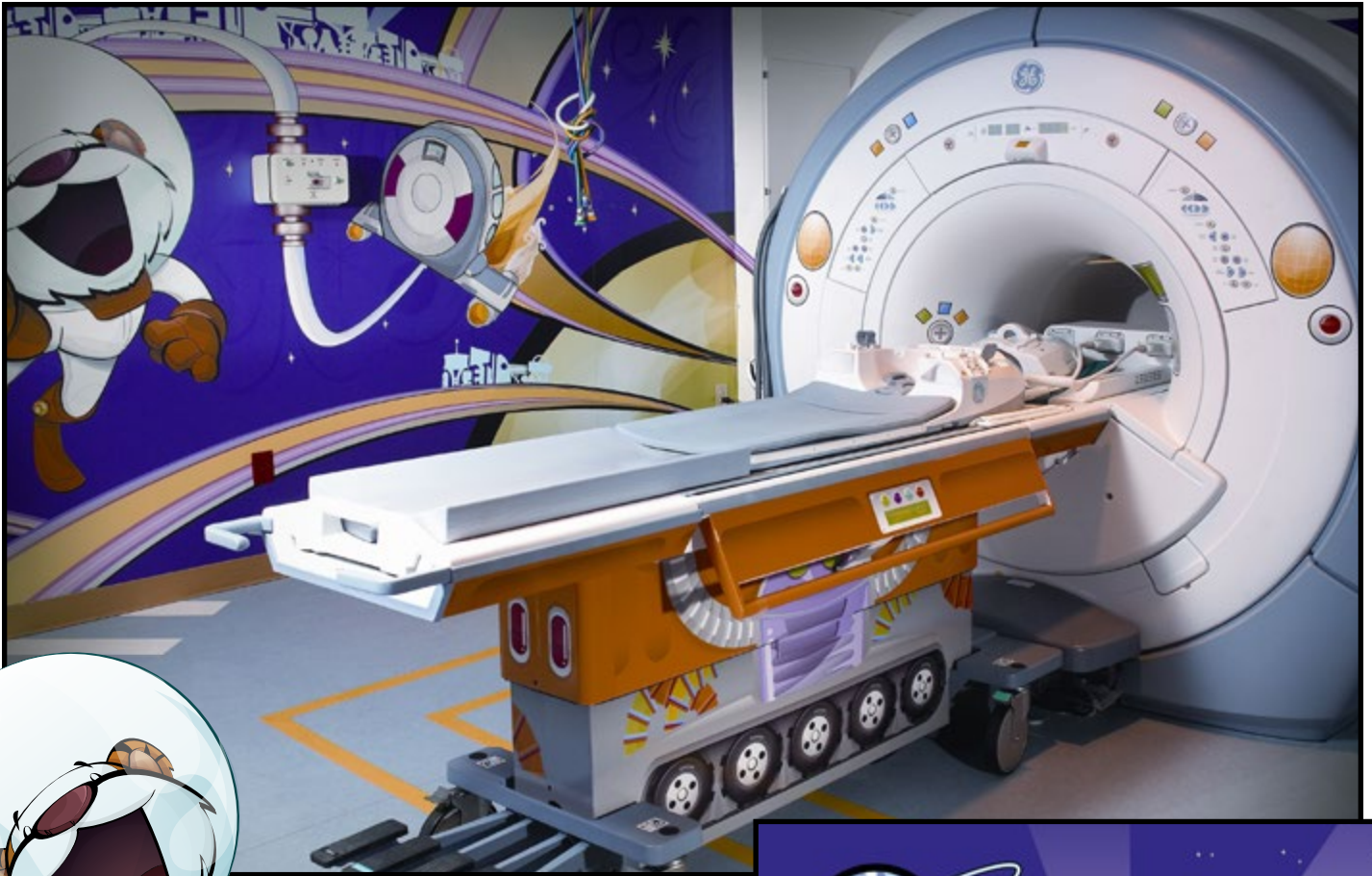
GE Adventure Series for Nuclear Medicine – Junior Explorer Park



Cat#	Description	Warranty
E1500NH	NUC Junior Explorer Park Adventure for NM/CT 870 CZR, NM/CT 870 DR, NM/CT 860/850, NM 830, Discovery NM/CT 670 Pro & NM/CT 670, Optima NM/CT 640, and Discovery NM 630	Y
E1500ZA	Adventure Series – Hawaii, Alaska, Puerto Rico, Canada Install	n/a

C See GE Adventure Series Compatibility Guide on page AS 25

GE Adventure Series for MR – Space Runway



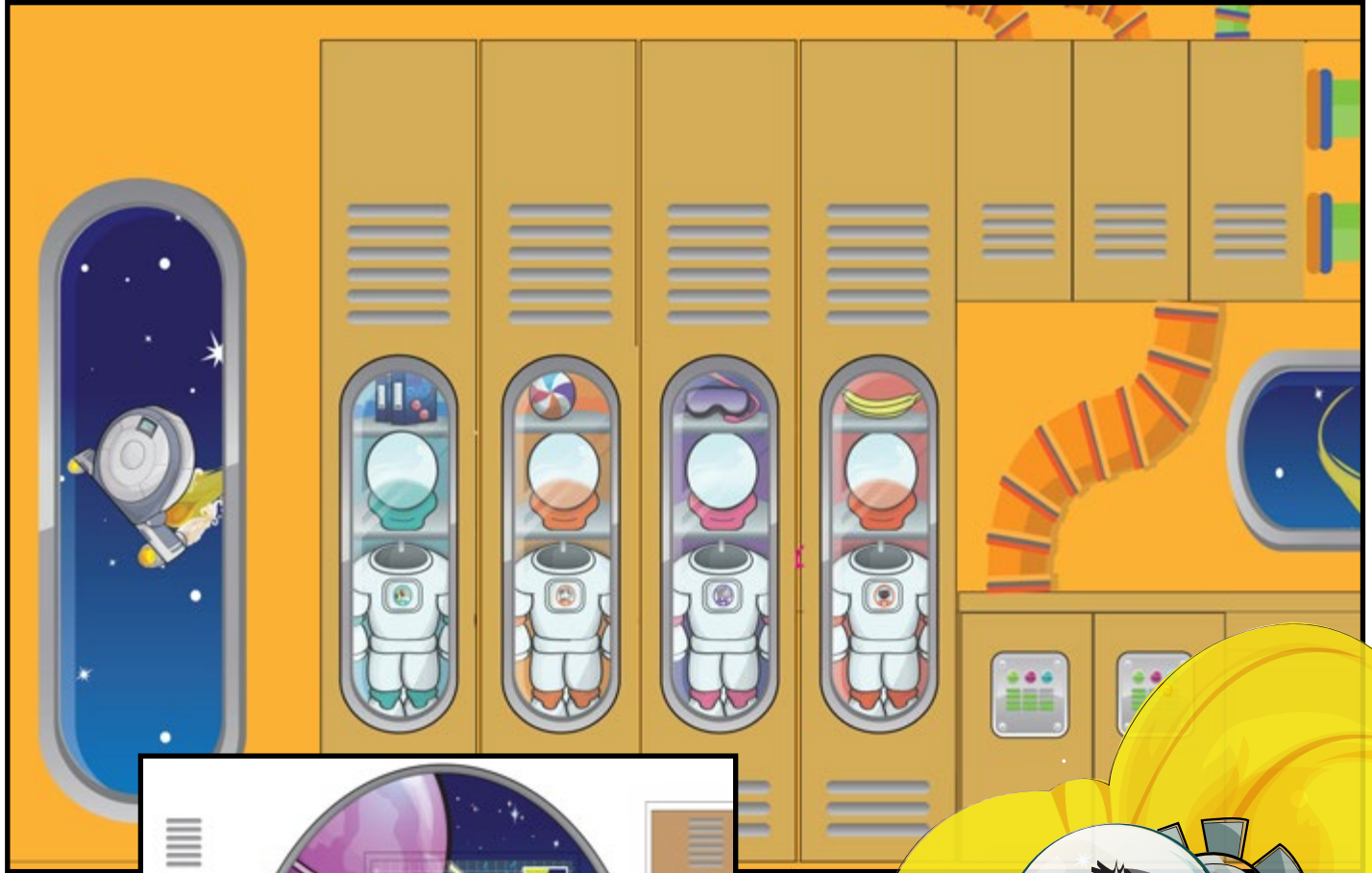
Graphics are designed for use on smooth or textured/acoustic material walls

Cat#	Description	Warranty
E1500MG	MR Space Runway for SIGNA™ Vibrant 1.5T, SIGNA HDxt 1.5T/3.0T, and SIGNA HDi 1.5T	Y
E1500MM	MR Space Runway for Discovery™ MR450, Optima™ MR450w, and Discovery MR750	Y
E1500ZA	Adventure Series – Hawaii, Alaska, Puerto Rico, Canada Install	n/a



See GE Adventure Series Compatibility Guide on page AS 25

GE Adventure Series for MR – Space Station



Graphics are designed for use on smooth or textured/acoustic material walls

Cat#	Description	Warranty
E1500MA	MR Space Station for SIGNA™ Vibrant 1.5T, SIGNA HDxt 1.5T/3.0T, and SIGNA HDi 1.5T	Y
E1500MK	MR Space Station for SIGNA™ Architect, SIGNA Artist, SIGNA PET/MR, Optima™ MR450w/MR450w + GEM, Discovery™ MR450, Discovery MR750, and Discovery MR750w/MR750w + GEM	Y
E1500ZA	Adventure Series – Hawaii, Alaska, Puerto Rico, Canada Install	n/a

C See GE Adventure Series Compatibility Guide on page AS 25



GE Adventure Series for MR – Space Planetscape





Graphics are designed for use on smooth or textured/acoustic material walls

Cat#	Description	Warranty
E1500MD	MR Space Planetscape for SIGNA™ Vibrant 1.5T, SIGNA HDxt 1.5T/3.0T, and SIGNA HDi 1.5T	Y
E1500ML	MR Space Planetscape for Discovery™ MR450, Optima™ MR450w, and Discovery MR750	Y
E1500ZA	Adventure Series – Hawaii, Alaska, Puerto Rico, Canada Install	n/a



See GE Adventure Series Compatibility Guide on page AS 25

GE Adventure Series for MR – Sunset Safari



Graphics are designed for use on smooth or textured/acoustic material walls

Cat#	Description	Warranty
E1500MN**	MR Sunset Safari for Discovery™ MR450, Optima™ MR450w, Discovery MR750, SIGNA™ Vibrant 1.5T, SIGNA HDxt 1.5T/3.0T, and SIGNA HDi 1.5T	Y
E1500ZA	Adventure Series – Hawaii, Alaska, Puerto Rico, Canada Install	n/a

C See GE Adventure Series Compatibility Guide on page AS 25

** Support collaterals (Coloring Books, Field Guides, Posters & Stickers) are not available for the MR Sunset Safari Adventure.



GE Adventure Series for MR – Cub Camp




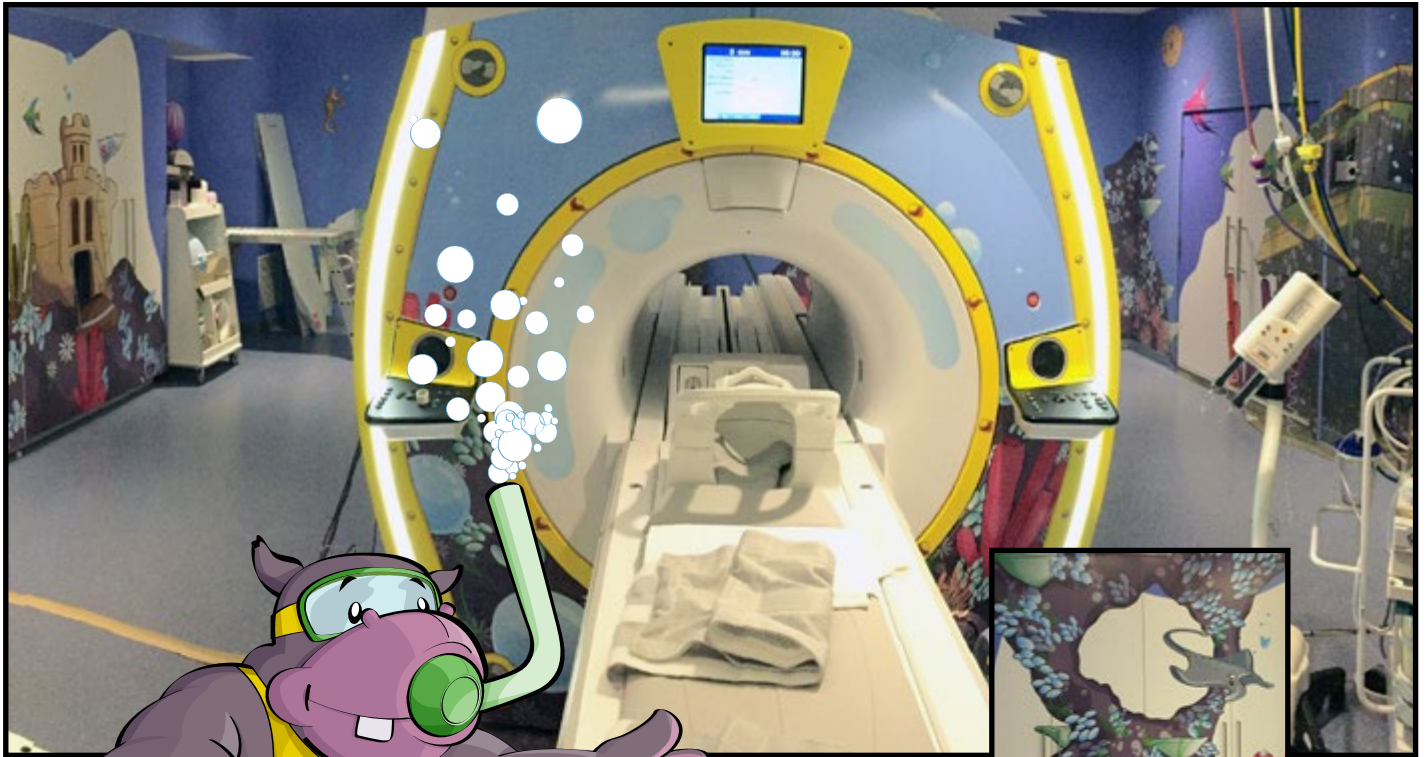
Graphics are designed for use on smooth or textured/acoustic material walls

Cat#	Description	Warranty
E1500MS	MR Cub Camp for Discovery™ MR450, Optima™ MR450w, Discovery MR750, SIGNA™ Vibrant 1.5T, SIGNA HDxt 1.5T/3.0T, and SIGNA HDi 1.5T	Y
E1500ZA	Adventure Series – Hawaii, Alaska, Puerto Rico, Canada Install	n/a




See GE Adventure Series Compatibility Guide on page AS 25

GE Adventure Series for MR – Deep Blue Sea



Graphics are designed for use on smooth or textured/acoustic material walls

Cat#	Description	Warranty
E1500MZ [†]	MR Deep Blue Sea for SIGNA™ Architect, SIGNA Artist, SIGNA PET/MR, Optima™ MR450w + GEM, Discovery™ MR750, and Discovery MR750w/MR750w + GEM	Y
E1500ZA	Adventure Series – Hawaii, Alaska, Puerto Rico, Canada Install	n/a


 See GE Adventure Series Compatibility Guide on page AS 25



GE Adventure Series for X-ray - Cub River Falls



Cat#	Description	Warranty
E1500RA	X-ray Cub River Falls for Precision 500D	Y
E1500ZA	Adventure Series – Hawaii, Alaska, Puerto Rico, Canada Install	n/a

 See GE Adventure Series Compatibility Guide on page AS 25

‡ MR Deep Blue Sea is not available for a ramped magnet room.

Rev. 01/21

Shop online at www.gehealthcare.com/accessories

GE Adventure Series for X-ray - Bear Brook/Playful Park



X-ray Configurations

Cat#	Description	Warranty
E1500RD	X-ray Bear Brook for Discovery XR656 Plus, Discovery XR656/XR656HD/XR650, Optima XR646/XR646HD	Y
E1500RL	X-ray Playful Park for Discovery XR656 Plus, Discovery XR656/XR656HD/XR650, Optima XR646/XR646HD	Y
E1500ZA	Adventure Series – Hawaii, Alaska, Puerto Rico, Canada Install	n/a

C See GE Adventure Series Compatibility Guide on page AS 25



GE Adventure Series for X-ray - Beachside



Cat#	Description	Warranty
E1500RR	X-ray Beachside for Discovery XR656 Plus, Discovery XR656/XR656HD/XR650, Optima XR646/XR646HD	Y
E1500ZA	Adventure Series – Hawaii, Alaska, Puerto Rico, Canada Install	n/a



See GE Adventure Series Compatibility Guide on page AS 25

GE Adventure Series Compatibility Guide

Modality	Adventure	Available System
CT	Coral City	Revolution™ Frontier, Revolution CT, Revolution EVO, Revolution HD, Discovery™ CT750 HD, Optima™ CT660/CT540/CT520, LightSpeed™ VCT, LightSpeed VCT XT, LightSpeed VCT Xte
CT	Pirate Island	Revolution™ Frontier, Revolution CT, Revolution EVO, Revolution HD, Discovery CT750 HD, Optima CT660/CT540/CT520, LightSpeed VCT, LightSpeed VCT XT, LightSpeed VCT Xte
MR	Cub Camp	Discovery™ MR450, Optima™ MR450w, Discovery MR750, SIGNA™ Vibrant 1.5T, SIGNA HDxt 1.5T/3.0T, and SIGNA HDi 1.5T
MR	Space Planetscape	SIGNA™ Vibrant 1.5T, SIGNA HDxt 1.5T/3.0T, and SIGNA HDi 1.5T (Cat# E1500MD) Discovery™ MR450, Optima™ MR450w, and Discovery MR750 (Cat# E1500ML)
MR	Space Runways	SIGNA™ Vibrant 1.5T, SIGNA HDxt 1.5T/3.0T, and SIGNA HDi 1.5T (Cat# E1500MG) Discovery™ MR450, Optima™ MR450w, and Discovery MR750 (Cat# E1500MM)
MR	Space Station	SIGNA™ Vibrant 1.5T, SIGNA HDxt 1.5T/3.0T, and SIGNA HDi 1.5T (Cat# E1500MA) SIGNA™ Architect, SIGNA Artist, SIGNA PET/MR, Optima™ MR450w/MR450w + GEM, Discovery™ MR450, Discovery MR750, and Discovery MR750w/MR750w + GEM (Cat# E1500MK)
MR	Sunset Safari	Discovery™ MR450, Optima™ MR450w, Discovery MR750, SIGNA™ Vibrant 1.5T, SIGNA HDxt 1.5T/3.0T, and SIGNA HDi 1.5T
MR	Deep Blue Sea	SIGNA™ Architect, SIGNA Artist, SIGNA PET/MR, Optima™ MR450w + GEM, Discovery™ MR750, and Discovery MR750w/MR750w + GEM
Nuc Med	Jungle	NM/CT 870 CZR, NM/CT 870 DR, NM/CT 860/850, NM 830, Discovery NM/CT 670 Pro & NM/CT 670, Optima NM/CT 640, and Discovery NM 630
Nuc Med	Junior Explorer Park	NM/CT 870 CZR, NM/CT 870 DR, NM/CT 860/850, NM 830, Discovery NM/CT 670 Pro & NM/CT 670, Optima NM/CT 640, and Discovery NM 630
PET/CT	Cozy Camp	Discovery IQ, Discovery PET/CT 600 or 690, Discovery VCT
PET/CT	Coral City	Discovery MI, Discovery MI DR
X-ray	Bear Brook	Discovery XR656 Plus, Discovery XR650/XR656HD/XR656, Optima XR646/XR646HD
X-ray	Beachside	Discovery XR656 Plus, Discovery XR650/XR656HD/XR656, Optima XR646/XR646HD
X-ray	Playful Park	Discovery XR656 Plus, Discovery XR650/XR656HD/XR656, Optima XR646/XR646HD
X-ray	Cub River Falls	Precision™ 500D

Lead time for installation of Adventure Series rooms is approximately 4-6 weeks from date of order. Lead time for custom rooms are determined in the design process.





www.gehealthcare.com

Harnessing data and analytics across hardware, software and biotech, GE Healthcare is the \$19 billion healthcare business of GE (NYSE:GE). As a leading provider of medical imaging equipment, with a track record of more than 100 years in the industry and more than 50,000 employees across 100 countries, we transform healthcare by delivering better outcomes for providers and patients.

Imagination at work

GE Healthcare
3000 North Grandview
Waukesha, WI 53188
USA
www.gehealthcare.com

©2021 General Electric Company.

General Electric Company reserves the right to make changes in specifications and features shown herein, or discontinue the product described at any time without notice or obligation. This does not constitute a representation or warranty or documentation regarding the product or service featured. The results expressed in this document may not be applicable to a particular site or installation and individual results may vary. This document and its contents are provided to you for informational purposes only and do not constitute a representation, warranty or performance guarantee from GE Healthcare.

GE, the GE Monogram, and imagination at work are trademarks of General Electric Company.

GE Healthcare, a division of General Electric Company.

All other product names and logos are trademarks or registered trademarks of their respective companies.

JB00708US

Rev. 01/21