

# Community and ecosystem consequences of endophyte symbiosis with tall fescue

JENNIFER A. RUDGERS<sup>1</sup> and KEITH CLAY<sup>2</sup><sup>1</sup> Dept. of Ecology and Evolutionary Biology, Rice University, Houston TX 77005 USA<sup>2</sup> Dept. of Biology, Indiana University, Bloomington IN 47405 USA

jrudgers@rice.edu

## Abstract

We have investigated community and ecosystem consequences of endophyte symbiosis with tall fescue over the past 13 years. *Lolium arundinaceum* is the most abundant plant in the eastern USA, and most is infected by the wild-type endophyte *Neotyphodium coenophialum* in Kentucky 31. We established two large experimental grasslands (in 1994 and in 2000) with E+ and E- seed sown in each on recently ploughed herbaceous vegetation. Other plant species established naturally by seed or vegetative fragments. No other treatments were applied and plots were subject to natural biotic and abiotic variation. A third experiment examined ecological influences on endophyte infection dynamics starting from an intermediate infection frequency. We found wide-ranging consequences of the endophyte from significant effects on soil feedback and decomposition rates, to plant-plant competition, diversity, productivity, invasibility and succession, to plant-herbivore interactions and energy flow to higher trophic levels. Further, we found that herbivore pressure caused rapid increases in infection frequency. Our results suggest that endophyte symbiosis in tall fescue can have a transforming effect on ecological systems.

**Keywords:** *Lolium arundinaceum*, *Neotyphodium coenophialum*, soil, competition, herbivory, trophic interactions, predators, MaxQ endophyte

## Introduction

Over the past 13 years we have investigated the community and ecosystem consequences of endophyte symbiosis with tall fescue (*Lolium arundinaceum*) in a series of long-term and large-scale field experiments in the lower Midwest, USA. A great deal of work by many researchers has been conducted to unravel the evolutionary and genetic history of the tall fescue-endophyte association (Tsai *et al.* 1994; Craven *et al.* 2001a, b; Clay & Schardl 2002; Moon *et al.* 2004), to understand the effect of endophyte infection on the host plant (De Battista *et al.* 1990; Rice *et al.* 1990; West 1994; Malinowski & Belesky 2000; Newman *et al.* 2003), and to elucidate the underlying alkaloid biochemistry and impacts on animal consumers (Clay & Cheplick 1989; Hill *et al.* 1991; Agee & Hill 1994; Bush *et al.* 1997; Panaccione *et al.* 2001; Popay & Bonos 2005). Recent efforts have used the tools of molecular biology to create engineered endophyte strains with blocked pathways for alkaloid production (Panaccione *et al.* 2001; Young *et al.* 2005). In parallel, natural endophyte variants with different alkaloid production profiles have been incorporated into commercial germplasm (Bouton *et al.* 2002; Timper *et al.* 2005). Much research effort has also been devoted to similar questions with perennial ryegrass (*Lolium perenne*), meadow fescue (*L. pratense*) and annual ryegrass (*L. multiflorum*), as well as other grasses of economic importance (e.g., *Festuca rubra*, *Agrostis* spp., *Hordeum* spp., *Poa* spp., *Dactylis glomerata*.) (Wilson *et al.* 1991; White *et al.* 1992; Bazely *et al.* 1997; Cheplick & Cho 2003; Cheplick 2004a, b). New information about endophytes continues to accumulate, showing that endophyte alkaloids may

enter the environment in unsuspected ways (Franzluebbers & Hill 2005; Koulman *et al.* 2007), and revealing that seed-transmitted, alkaloid-producing clavicipitaceous endophytes may also occur outside of monocotyledonous plants (Kucht *et al.* 2004).

Independent of the dominant grasses of managed forage and turfgrass systems worldwide, there has been much effort to quantify the diversity and frequency of endophyte-infected grasses in natural systems (Clay & Leuchtman 1989; Leuchtman 1992; Miles *et al.* 1998; Saikkonen *et al.* 2000; Moon *et al.* 2002; Zabalgoitia *et al.* 2003; Faeth *et al.* 2006; Wei *et al.* 2006). However, relative to agronomic systems, many fewer studies in natural systems have examined *experimentally* how endophyte-infection affects plant performance and interspecific interactions (Pan & Clay 2002, 2003; Faeth & Sullivan 2003; Faeth *et al.* 2004; Tintjer & Rudgers 2006). The eastern United States is very diverse with grasses infected with *Neotyphodium*-type endophytes (White & Cole 1985, 1986; White 1987; Clay & Leuchtman 1989; White *et al.* 1992) as well as grasses (and sedges) infected with symptomatic, sexual species in the genera *Atkinsonella*, *Balansia*, *Epichloë* and *Myriogenospora* (Bacon *et al.* 1975; Rykard *et al.* 1985; Stovall & Clay 1988; Clay *et al.* 1989; Leuchtman & Clay 1996). While these grasses have been of little applied interest because endophyte-infection is not vertically-transmitted through seeds, they represent a major component of the diversity of endophytes, of grasses, and of grass/endophyte interactions. With the growing interest in perennial grasses for biofuel production (Tilman *et al.* 2006), the improved biomass production conferred by endophytes in grasses may be of interest across a wider range of host taxa, regardless of the potential for disruption of grass sexual reproduction by stroma production.

Despite the diversity of past research and work in other systems, tall fescue remains the primary focus of research and the model system for grass-endophyte research. Arguably, most grass endophyte interactions worldwide are between tall fescue and *Neotyphodium coenophialum*. Tall fescue covers a significant area of the eastern USA, and is increasingly prevalent in South America, Australia, New Zealand, China and Africa. In the lower Midwest region of the USA, most tall fescue occurs on poor soils and is either unmanaged or lightly managed by occasional mowing. Much of this tall fescue was originally planted in the 1950s and 1960s, and has persisted *in situ* or spread locally from original plantings. Most of it is infected by the endophyte found in variety Kentucky 31 (KY-31). Local collections in Indiana revealed no genetic diversity and the ubiquitous distribution of this single endophyte genotype (Leuchtman & Clay 1990).

The results of our studies do not bear directly on highly managed agricultural or turf systems, on tall fescue in other regions, or on other endophyte-infected grass species. However, they are relevant to the primary tall fescue zone in the lower Midwest and upper Southeast of the USA (Ball *et al.* 1993). Our experimental results were highly consistent across plant communities that were geographically proximal but that differed in species composition, land use history, soil type and topography, suggesting that the

effects of the endophyte symbiosis are robust and predictable. Moreover, they provide a baseline against which other studies and species can be compared. In total, our research indicates that the endophyte of tall fescue is a keystone species with significant direct and indirect effects on community composition, trophic interactions and ecosystem processes. The integrated and cumulative effect of endophyte symbiosis in tall fescue was far greater than individual taxon-focused studies would suggest.

The goal of this contribution is to provide an overview of the major results of our published and unpublished studies investigating the effects of endophyte infection of tall fescue on interspecific interactions, community composition and diversity, and ecosystem processes, such as primary productivity and decomposition. Our null hypothesis is that endophyte infection has no effect on community and ecosystem properties. In addition, we compare our results to those of other relevant studies through a synthesis of recent literature on the consequences of the tall fescue endophyte for arthropod communities. We use this synthesis to highlight new directions for future research.

## Methods

### Field experiment: documenting endophyte effects on the community

We established two large experimental grasslands (one in 1994 and one in 2000) where E+ or E- seed (KY-31) was sown on recently ploughed herbaceous vegetation. Plot sizes were either 20 m x 20 m (N=8, upland site, 1994) or 30 m x 30 m (N=16, lowland site, 2000). Details of these sites and local conditions are described in Clay & Holah (1999) and in Rudgers *et al.* (2007). Many other plant species established from the seed bank, dispersal or vegetative fragments. Both sites were also colonised by a diverse assemblage of invertebrate and vertebrate animals. Voles (*Microtus* spp.) were the dominant vertebrate grazer at both sites.

A series of measurements were typically taken twice per year, early in the growing season and then again late in the growing season. Vegetation was sampled by harvesting replicated quadrats (0.5 m x 0.5 m) randomly distributed across the plots. All above-ground vegetation was collected, sorted by species or into functional groups (tall fescue, other grasses, forbs and litter), and then dried and weighed. These data provided information on plant diversity, dominance, productivity and successional patterns (Clay & Holah 1999; Matthews & Clay 2001; Rudgers *et al.* 2004). In addition, all woody plants were comprehensively censused on an approximately annual basis, identified to species and measured for size (height or dbh) (Rudgers *et al.* 2007). Voles were sampled by live-trapping and by radio collars (Fortier *et al.* 2000, 2001; Rudgers *et al.* 2007). Herbivorous arthropods were sampled by repeated sweep netting and pitfall trapping (Rudgers, unpublished). Spiders were sampled by exhaustive searching though litter in confined subplots, and by quantifying individual webs (Finkes *et al.* 2006). Alteration of soil properties following growth of E+ vs. E- tall fescue was quantified by taking soil cores from quadrats immediately following vegetation harvests, and then growing three test species in individual soil cores from defined locations (Matthews & Clay 2001).

### Field experiment: understanding ecological factors affecting endophyte frequency

Separate from these experiments where plots were either sown with 100% endophyte-infected or uninfected seed, an independent experiment was designed to examine the factors that might cause infection frequency to increase or decrease in mixed populations of tall fescue. A total of sixty 5m x 5m plots were established in

the same general area as the 2000 experiment described above (Clay *et al.* 2005). All plots were sown with a 50:50 mixture of E+ and E- seed. Half of the plots were fenced to prevent entry by vertebrate herbivores and half of the plots were sprayed with a general contact insecticide (Malathion) to reduce insect herbivory. The two treatments were alternated with unfenced and unsprayed controls in a 2 x 2 design. We occasionally put live traps into fenced plots to remove renegade voles. The frequency of infection in the fescue population was sampled twice per year for 5 years using the tissue-print immunoblot procedure (Gwinn *et al.* 1991; Hiatt *et al.* 1999, 2001; Hill *et al.* 2002). Blots were kindly developed in Chris Schardl's lab at the University of Kentucky. Vegetation was sampled at the end of the study when four 0.5 m x 0.5 m quadrats were harvested per plot and separated into four components: tall fescue, other grasses, forbs and litter.

### Literature synthesis: how tall fescue-*Neotyphodium* symbiosis may affect terrestrial food webs

We also synthesised research conducted during the past 10 years on how the endophyte in tall fescue may affect arthropod food webs. We included only those studies that explicitly manipulated the presence (or type) of endophyte in tall fescue and examined effects on other species. We focused on experimental studies because, while naturally occurring infected and uninfected plants may show differences, effects of the endophyte cannot be separated from characteristics of the plant that may influence the probability or history of endophyte infection. In addition, we concentrated on studies of wild animals (not domesticated species). We also focused on endophyte-mediated influences on fitness related variables and performance of animals rather than on behaviours or preferences because these effects will likely have more direct effects on species distribution and abundance. For each study (Appendix 1), we determined the magnitude of the effect of the endophyte treatment, quantified here as the log response ratio  $L = \ln(\text{mean}_{\text{endophyte-free}} / \text{mean}_{\text{endophyte}})$  (Hedges *et al.* 1999) to allow for scale-independent comparisons of the strength of the endophyte's influence across studies.

## Results and Discussion

### Effect of endophyte infection on plant diversity and productivity

Twice-yearly sampling of vegetation in the upland plots established in 1994 revealed that endophyte infection of tall fescue led to the competitive dominance of the host and suppression of other plant species (Clay & Holah 1999). E- plots had less tall fescue, greater biomass of other perennial grasses and more forbs compared to E+ plots (Fig. 1). Of special note was the nearly complete loss of forbs from E+ plots after 4 years (Clay & Holah 1999). There was no effect of endophyte infection on total productivity, but a strong effect on the proportional contribution of different groups to that productivity. In parallel, species richness in E+ vs. E- plots fluctuated over time with E+ plots having proportionally fewer and fewer species compared with the E- plots. The design of the study allowed us to attribute changes in response variable to either endophyte infection or random environmental variation among plots. For both species richness and composition of biomass, there was no effect of endophyte infection during the first 2 years of the study and all of the variation was between plots. However, after 4 years endophyte infection explained nearly 50% of the variation in response variables while plot explained very little. These results indicated that endophyte infection was overwhelming environmental variation and causing infected plots to converge among themselves, but diverge from uninfected plots.

We hypothesise that the primary mechanism driving changes in vegetation between E+ and E- plots is differential herbivory, primarily by voles (see additional evidence below). We suggest that voles are consuming tall fescue in the E- plots, alleviating grazing pressure on other plant species (grasses, forbs, tree seedlings). In contrast, in E+ plots voles avoid E+ fescue and spend more effort finding and consuming other plants species. Thus, E+ tall fescue is the last plant eaten if there is anything else to be found, if it is eaten at all. Like Coleridge's *Rime of the Ancient Mariner*, "Water, water, every where, nor any drop to drink." These effects are likely to be scale-dependent. At the scale of our experiments and the scale at which tall fescue is normally planted, we expect voles to have little choice about the presence of E+ fescue, because territory sizes are smaller than plot or field sizes (Fortier *et al.* 2001). If experiments were conducted on a smaller and arguably less realistic scale, voles may be able to concentrate feeding in E- patch types and community-level responses may be less strong. Finally, while voles appear to be a key driver in this system, other mechanisms may also contribute to the altered plant community. Allelopathy (Orr *et al.* 2005), alteration of decomposition rates and soil communities (Matthews & Clay 2001; Lemons *et al.* 2005), direct competition (Clay *et al.* 1993), and differential insect herbivory (Breen 1994) may play minor roles, and the relative importance of these mechanisms in altering the plant community remains to be determined. A few other studies have compared vegetation in contrasting areas with E+ or E- fescue but they have been uncontrolled, non-experimental or lacking in knowledge about starting conditions. There is a need for more field experiments of the types described here.

#### Effect of endophyte infection on succession

In both the upland and lowland experimental tall fescue grasslands, the presence of the endophyte suppressed the natural transition from grassland communities to forests (Rudgers *et al.* 2007). The endophyte reduced tree abundance by 60–80% across the two experimental sites. Endophyte symbiosis caused declines in abundance and/or growth of silver maple, red osier dogwood, and white ash, but had no significant influence on the growth or abundance of white mulberry, which was only present at the upland site (1994 planting); thus tree species composition was also affected. Importantly, consumption of tree seedlings by voles (*Microtus* spp.) was 65% higher in plots with the endophyte at one (lowland) site where these data were collected (Fig. 2). Vole predation on woody species may be more severe in E+ plots because the dominant plant (E+ tall fescue) was unpalatable to voles and, as a result, voles fed more heavily on other plant species, particularly woody species. Finally, the presence of the endophyte in tall fescue had the overall effect of stabilising the plant community by significantly reducing temporal fluctuations in the presence of both woody and herbaceous plant species. Despite its negligible contribution to community biomass, the endophyte imposes an important constraint on the natural transition from grasslands to forests in the Midwest.

#### Effects on the relation of diversity, productivity and invasibility

A large number of studies in community ecology during the past decade have investigated the impacts of biodiversity on ecosystem functioning (Hooper & Vitousek 1997; Tilman 1999). We examined the relationship between diversity and productivity and invasibility in relation to endophyte infection of tall fescue. Using a graphical model, we predicted that endophyte infection

would weaken the predicted negative correlation between species diversity and ecosystem properties, such as productivity or the success of an invader. We tested this model using field data from the 100% E+ and 100% E- field plots at the upland site, which supported a diverse array of other plant species (Rudgers *et al.* 2004). We also constructed a greenhouse experiment that experimentally varied the diversity of native prairie perennials in pots (Rudgers *et al.* 2005). Once prairie communities established, we added E+ or E- tall fescue as an invader. In both field and greenhouse studies, we found that endophyte infection in the invader weakened the negative relationship between plant species diversity and the establishment of the invader (Fig. 3). These results have important implications for understanding how endophytes can alter the effects of biodiversity on invasion and other key ecosystem processes.

#### Effects of endophyte infection on soil and subsequent plant growth

Most prior research has focused on the above-ground environment of tall fescue and how the endophyte affects plant performance and interspecific interactions. Although the endophyte does not occur in roots, there may be indirect effects on below-ground properties and processes (Pedersen *et al.* 1988; Chu-chou *et al.* 1992; Grewal *et al.* 1995; Malinowski *et al.* 1998; Franzluebbers & Hill 2005). Here, to determine if the growth of E+ vs. E- fescue affects subsequent plant growth in the same soil, soil cores were removed from E+ or E- experimental plots following vegetation sampling, and then planted with E+ or E- tall fescue, *Plantago lanceolata* or *Trifolium repens*. The growth of those species was analysed in relation to the past endophyte status of the plot and the composition of the harvested above-ground vegetation. We found that the endophyte status of the plot from which cores were obtained had no direct effect on plant performance (Matthews & Clay 2001). However, experimental plant responses suggest that, by inducing changes in plant community composition, E+ fescue may indirectly affect soil properties. In particular, there was a decrease in tall fescue biomass when grown in soil previously dominated by E+ fescue, compared to soil previously dominated by Kentucky bluegrass and quackgrass (Fig. 4). This is indicative of negative feedback (accumulation of detrimental organisms) on the growth of E+ fescue, and represents a potential long-term constraint on its ecological dominance. Interestingly, this feedback was endophyte specific as no effect was seen on E- fescue or in soil previously dominated by E- fescue.

Another important soil process is decomposition of litter and other organic matter. In the lowland field experiment, we used reciprocal transplants of E+ and E- litter into E+ or E- plots (Lemons *et al.* 2005). After 10 months in the field, decomposition of the litter was significantly slower for E+ fescue litter than for E- litter (Fig. 5). Decomposition also depended on a complex interaction between the litter source (collected from E+ or E- plots), the decomposition microenvironment (E+ or E- plots), and the presence of mesoinvertebrates (manipulated by the mesh size of litter bags). When mesoinvertebrates were excluded using fine mesh and litter was placed in a microenvironment with the endophyte, the difference between E+ and E- litter was strongest.

Several prior studies have examined the potential effect of endophyte infection on soil properties and processes. For example, Omacini *et al.* (2004) found that litter decomposition in microcosms using *Lolium multiflorum* was affected by endophyte status. Similarly, Franzluebbers and colleagues have demonstrated significant changes in soil carbon and nitrogen pools, and alkaloid levels, in soils beneath E+ vs. E- tall fescue (Franzluebbers *et al.*

1999; Franzluebbers & Hill 2005; Franzluebbers & Stuedemann 2005; Franzluebbers 2006). Other studies have demonstrated changes in mycorrhizal and nematode communities with endophyte infection (West *et al.* 1988; Kimmons *et al.* 1990; Chu-chou *et al.* 1992; Omacini *et al.* 2006). All of these alterations could feed back onto plant performance of both tall fescue and neighbouring plant species (Orr *et al.* 2005). At this stage, it remains unclear to what degree changes in soil properties and communities influence aboveground shifts in community composition. This area is ripe for further investigation.

#### Factors affecting infection dynamics in mixed populations

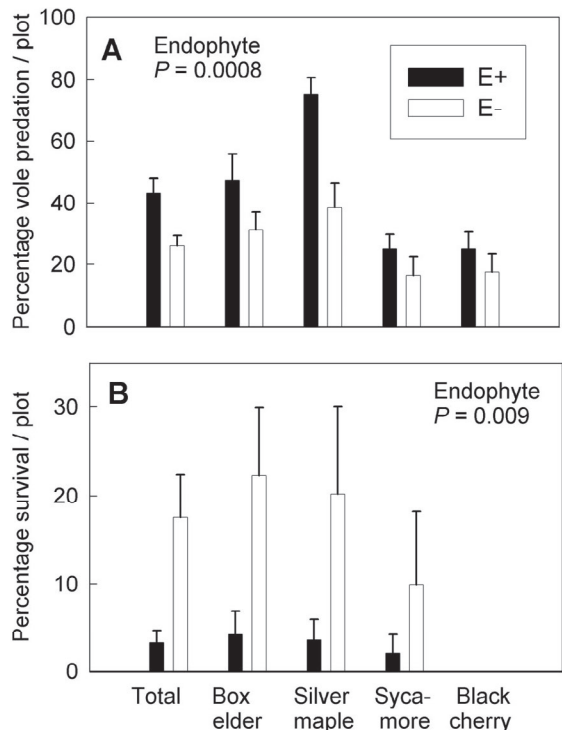
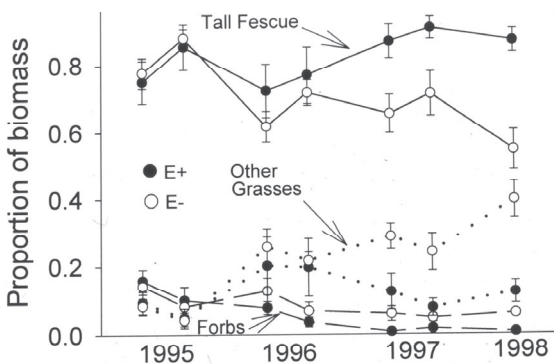
Our prior field experiments were conducted in plots with near 100% E+ or near 100% E- tall fescue. This design makes it easy to detect effects of the endophyte, and reflects the common all or nothing endophyte status of many populations of tall fescue (Clay 1997). However, many if not most populations of grass species have intermediate levels of infection (Latch *et al.* 1987; Shelby & Dalrymple 1987; Saikkonen *et al.* 2000; Spyreas *et al.* 2001). The question arises whether intermediate infection frequencies are stable or change in a directional way towards complete infection or loss of infection. In the latter case, what ecological factors drive infection frequency changes? We established replicated plots with tall fescue at 50% infection frequency and manipulated herbivore pressure by a combination of fencing and/or insecticide application with controls. There was a rapid increase in infection frequency from 50% to 80% over a 5-year period in unfenced, unsprayed plots subject to the greatest herbivore pressure (Fig. 6, Clay *et al.* 2005). In contrast, the smallest increase in infection frequency occurred in plots with the least herbivory. These results clearly show that herbivores select for highly infected tall fescue, at least under our experimental conditions, and strongly support the defensive mutualism hypothesis (Clay 1988). However, endophyte-infection frequency increased under all treatments

indicating that other factors may also favour infected fescue (Fig. 6). Alternatively, our treatments were not 100% effective and the uncontrolled herbivory may be responsible for the overall increase in infection frequency. In any case, these results emphasise that the tall fescue/endophyte relationship is highly mutualistic under normal circumstances in its introduced range (but see Cheplick *et al.* 1989).

Several other studies have followed changes in infection frequency over time, but have generally not applied any experimental treatments (Thompson *et al.* 1989; Shelby & Dalrymple 1993). In one notable case with perennial ryegrass, Argentine stem weevil herbivory (Francis & Baird 1989) led to the rapid loss of uninfected ryegrass seedlings from populations. To our knowledge, in all studies where infection frequency was monitored over time, endophyte infection frequency either increased or remained the same but never decreased in the same population. However, there have been relatively few studies of this type, and more are needed from a variety of species. In particular, could there be frequency dependence such that the relative fitness advantage of E+ fescue depends on the overall infection level in the population? Given that animals may be able to detoxify alkaloids up to a certain point,

**Figure 2** Fates of tree seedlings planted into lowland plots enriched with endophyte-infected (E+, filled bars) or endophyte-free (E-, open bars) tall fescue. (A) Mean percentage seedling predation by voles per plot (endophyte  $F_{1,56} = 12.7$ ,  $P = 0.0008$ ,  $n = 8$  plots), and (B) mean percentage survival per plot after three months (endophyte  $F_{1,42} = 7.5$ ,  $P = 0.009$ ,  $n = 8$  plots – black cherry not included in this analysis because no plants survived). With the exception of black cherry survival, the tree species responded similarly to the endophyte (endophyte  $\times$  species, predation  $F_{3,56} = 1.3$ ,  $P = 0.3$ ; survival  $F_{2,42} = 0.8$ ,  $P = 0.5$ ). Bars show means  $\pm$  s.e.m. Reprinted with permission from Rudgers *et al.* (2007).

**Figure 1** Changes in biomass composition. We divided total standing biomass into three proportions: tall fescue, other grasses, and forbs. Both the proportion of tall fescue and proportion of grasses other than fescue changed linearly over time depending on the infection status of the plot ( $F_{1,6} = 11.51$ ,  $P = 0.015$ ;  $F_{1,6} = 13.16$ ,  $P = 0.011$  for fescue and other grasses, respectively). The proportion of forb species did not change linearly through time depending on infection status ( $F_{1,6} = 4.41$ ;  $P = 0.081$ ) but has significantly decreased generally through time ( $F_{1,6} = 48.87$ ;  $P = 0.0004$ ). Statistics are the results of repeated measures ANOVA using plot means and a first-degree polynomial contrast for time. Reprinted with permission from Clay & Holah (1999).





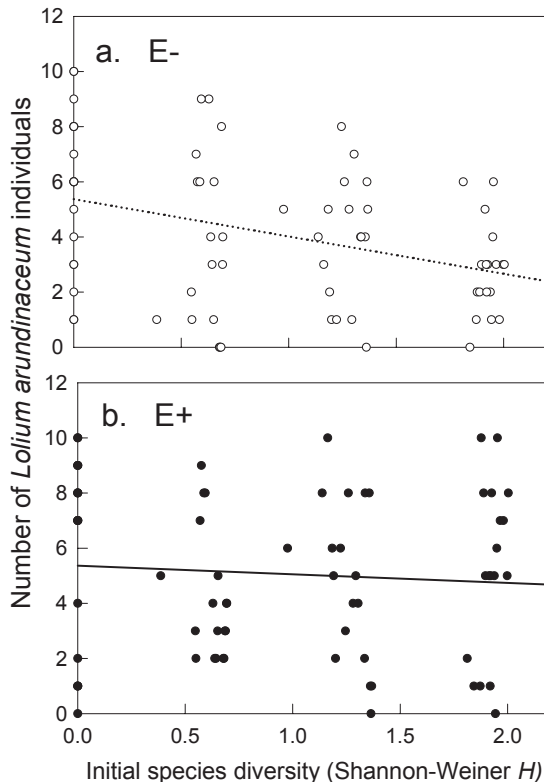
endophyte infection may provide no defense if its frequency is low, or the host is rare. It remains a theoretical dilemma to explain how purely seed-transmitted symbionts can be maintained unless the relationship is mutualistic (Lipsitch *et al.* 1995; Lipsitch *et al.* 1996). Near 100% infection frequencies may provide *de facto* evidence of mutualism.

### Literature synthesis: how endophyte symbiosis may affect terrestrial food webs

#### Aboveground herbivores and seed predators

The *Neotyphodium coenophialum* endophyte in tall fescue can strongly reduce the abundance of individual herbivores. Insects adversely affected by endophytes are taxonomically diverse, including generalist as well as grass specialist species in the Lepidoptera, Orthoptera, Hemiptera, Diptera, and Coleoptera (reviewed by Latch 1993; Breen 1994; Clay 1996; Rudgers *et al.* 2005; see also species list, Table 2 in Clement *et al.* 1994). In our survey of the recent literature, the strength of the endophyte effect differed among types of feeding guilds, with the strongest effects on leaf chewers and more moderate effects on sap (xylem and phloem) feeders. In addition, effect sizes were stronger for species characterised as grass specialists than for species known to consume a broader diet (generalists), perhaps resulting from the ability of generalists to dilute the toxic effects of fungal alkaloids

**Figure 3** The number of surviving *Lolium arundinaceum* individuals by initial plant species diversity (a) without the endophyte, *Neotyphodium coenophialum* (E-) (regression: Number =  $-1.35 \times$  initial diversity + 5.37,  $r = -0.36$ ,  $P=0.0018$ ,  $n=72$ ) and (b) with the endophyte (E+) (regression: Number =  $-0.31 \times$  initial diversity + 5.37,  $r = -0.08$ ,  $P=0.53$ ,  $n=72$ ). Reprinted with permission from Rudgers *et al.* (2004).



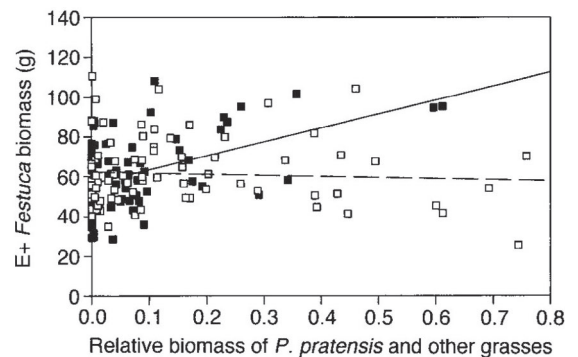
with a more diverse diet. However, *surprisingly few total species have been investigated in detail* given the wide range of possible organisms that could occur in fields where tall fescue grows, and most studies, not unexpectedly, have focused on important grass pest species.

Because the endophyte is seed-transmitted, there also exists the potential for seed predator deterrence. Although few studies have been conducted, available information suggests endophyte-mediated deterrence of seed predators can occur. For example, using a novel food source (seeds of tall fescue) presented to seed harvesting ants, (Knoch *et al.* 1993) showed that the ant *Pogonomyrmex rugosus* harvested more endophyte-free than endophyte-infected seeds; however, the related species, *P. occidentalis* had no preference. Madej & Clay (1991) found that a number of passerine birds discriminated against E+ fescue seed. In our review of the recent literature, we found very weak effect sizes for the endophyte's influence on vertebrate seed predators (no recent invertebrate studies have been conducted), especially relative to endophyte effects on vertebrate leaf chewers (rabbits, mice, voles, etc.) (Appendix 1).

#### Belowground herbivores and detritivores

Despite the localisation of *Neotyphodium coenophialum* in aboveground tissues, root-feeding insects and detritivores can be inhibited by endophyte infection. For example, Elmi *et al.* (2000) found complete mortality of the root knot nematode (*Meloidogyne marylandi*) in pots of endophyte-infected, but not in uninfected tall fescue. Similarly, survival of Japanese beetle (*Popillia japonica*) larvae belowground was reduced in pots of highly infected tall fescue compared to pots containing lower infection levels (Oliver *et al.* 1990), although across field and lab studies, results for endophyte effects on Japanese beetles have been equivocal. Our review of current literature shows much smaller effect sizes for the endophyte on root feeders than any other herbivorous group excepting vertebrate seed predators. Weak effects on root feeders are not unexpected, given that the endophyte is localised in aboveground plant tissues

**Figure 4** Regressions of experimental E+ *Lolium arundinaceum* total biomass on previous biomass of *Poa pratensis*, *Dactylis glomerata*, *Poa compressa*, *Bromus commutatus*, and *Agrostis alba*, relative to other plants species in soil from E+ plots (filled squares and solid line:  $F_{1,78} = 21.37$ ,  $P<0.0001$ ,  $r^2 = 0.22$ ) and in soil from E- plots (open squares and dashed line:  $F_{1,78} = 0.17$ ,  $P=0.68$ ,  $r^2 = 0.002$ ). Relative biomasses were proportions and were arcsine square-root transformed before analyses. Reprinted with permission from Matthews & Clay (2000).

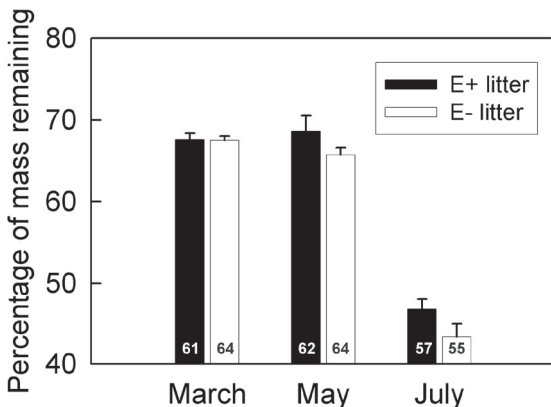


In addition to changes in belowground herbivores, we (and others) have found plot-level changes in the detritivore assemblage. However, overall endophyte-mediated effects on detritivores were small (85% smaller effect sizes) relative to effects on invertebrate herbivores. Previous plot level studies show declines in some detritivores, including chloropid flies, oribatid mites, the collembolan species *Lepidocyrtus cinereus*, and the reproductive output of earthworms (Bernard *et al.* 1997; Humphries *et al.* 2001). However, a few species appear to be unaffected or even enhanced by endophytes (e.g. earthworms, sminthurid collembola (Davidson & Potter 1995; Bernard *et al.* 1997), Hypogastruridae (Lemons *et al.* 2005)). In our work, the total abundance of one keystone detritivore group, the Collembola, did not significantly differ between endophyte treatments (E+ vs. E-), but the composition of collembolan families significantly diverged (Lemons *et al.* 2005). Specifically, the abundance of Hypogastruridae was greater in E+ plots while Isotomidae abundance was higher in E- plots. These results are consistent with other studies that demonstrate Hypogastruridae tolerate toxic environments (e.g. waste dumps and heavy metal sites) and Isotomidae are especially sensitive to environmental toxins (Fountain & Hopkin 2005). A broader examination of the decomposer food web is needed. Further, the mechanisms underlying shifts in the detritivore assemblage due to the endophyte remain unresolved.

#### Predators and parasitoids

Endophytes, particularly through their effects on insect herbivores, can indirectly modify the abundance or composition of higher trophic levels. Indirect effects may occur through endophyte-mediated reductions in the quality or abundance of prey or through changes in prey behaviour. Moving up through the food web, the effects of endophytes may remain similarly strong, accumulate, or attenuate. Most studies to date support attenuation of endophyte effects on arthropod predators and parasitoids, with an effect size of the endophyte that is 90%

**Figure 5** Effect of the endophyte (*Neotyphodium coenophialum*) treatment on the percentage remaining dry mass of litter from field plots of *Lolium arundinaceum* over three census dates. E+ = litter with the endophyte, E- = litter lacking the endophyte. Bars represent means with s.e. Sample sizes (number of litter bags) are given on each bar; unequal sample sizes resulted from some bags being lost or damaged in the field. Reprinted with permission from Lemons *et al.* (2005).

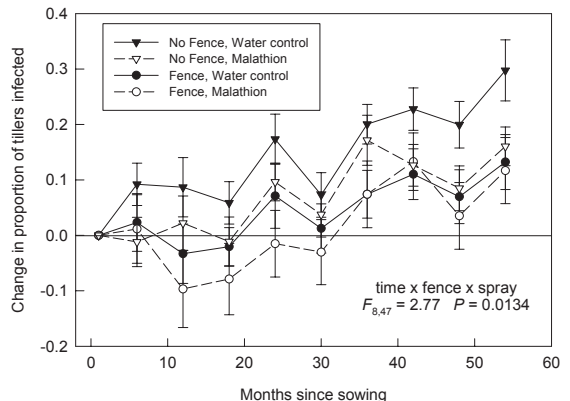


smaller for predators and parasitoids relative to invertebrate herbivores. In comparison, multitrophic level effects seem stronger in related grass-endophyte systems (e.g. perennial ryegrass-Argentine stem weevil-parasitoid, (Bultman *et al.* 1996, 1997), and Italian ryegrass-aphid-parasitoid interactions, (Omacini *et al.* 2001). However, surprisingly less attention has been given to multitrophic level interactions in the tall fescue system, given its ecological dominance, particularly in the USA.

The majority of studies testing for higher trophic level impacts of grass-endophyte interactions have examined parasitoids. Parasitoids typically have more specialised diets than predators of herbivores, and may be more sensitive to the presence of microbes in plants than other members of the third and fourth trophic levels. For example, Omacini *et al.* (2001) found that infected *Lolium multiflorum* (Italian ryegrass) reduced the rate of parasitism of aphids by several parasitoid species.

A broad range of possible effects on generalist predators could occur – from endophyte-mediated enhancement of predation to endophyte-mediated suppression. For example, entomopathogenic nematodes acted synergistically with the endophyte to reduce Japanese beetle (*Popillia japonica*) survival more than either factor alone (Grewal *et al.* 1995). In this case, fungal alkaloids appear responsible: reducing beetle consumption and mass and enhancing susceptibility to predation (Grewal *et al.* 1995). More recent work with Japanese beetles suggested a neutral effect of the endophyte on susceptibility to nematodes (Koppenhofer *et al.* 2003), and additional research is needed even

**Figure 6** The change in endophyte frequency among treatments. The change in frequency was determined by subtracting the initial proportion of tillers infected in that plot from the proportion of tillers infected on each date. The change in proportion is bounded by 0.5 and 0.5 (0% and 100% infected, respectively). Over time, infection increased in all plots (time,  $F_{8,47} = 29.6$ ,  $P < 0.0001$ ). Treatments diverged over time (fence X insecticide X time interaction,  $F_{8,47} = 2.8$ ,  $P < 0.01$ ). No main effects or two-way interactions were significant (fence,  $F_{1,54} = 3.1$ ,  $P < 0.08$ ; fence X time,  $F_{8,47} = 1.4$ ,  $P < 0.2$ ; insecticide,  $F_{1,54} = 1.9$ ,  $P < 0.2$ ; insecticide X time,  $F_{8,47} = 0.8$ ,  $P < 0.6$ ; fence X insecticide,  $F_{1,54} = 0.43$ ,  $P < 0.5$ ). Symbols show means  $\pm$  SE and are slightly offset to show error bars clearly. P values indicate a significant difference between the dual herbivore-exclusion treatment (fenced plus insecticide) and the control (unfenced plus water) for each date. Reprinted with permission from Clay *et al.* (2005).



for this well-studied species. Surveys of generalist arthropod predator abundance in field plots suggest the ants, spiders (Araneae), and two beetle groups (Staphylinidae and Carabidae) may be insensitive to the presence of the endophyte (Bernard *et al.* 1997; Koppenhofer *et al.* 2003), at least when grouped at this broad taxonomic level. However, not all predator populations appear immune to, or benefit from, the endophyte. In fact, our work suggests that more attention to changes in composition within large taxonomic groups, such as order or family, is likely to reveal stronger endophyte effects. For example, while we found no effects of endophyte presence on the total abundance of spiders, there were significant reductions in the abundance of two important families: the crab spiders (Thomisidae) and sheet web-weaving spiders (Linyphiidae) due to the presence of the endophyte (Finkes *et al.* 2006, Fig. 7). At this stage, we can only speculate on mechanisms driving these effects, although prey capture rates were significantly lower for one common orb-weaving spider (Araneidae) in E+ versus E- tall fescue plots.

#### Arthropod community structure

Many studies have examined the effects of endophytes on individual herbivores, but few investigations have considered entire arthropod communities. In agronomic, as well as naturalised, tall fescue ecosystems, identification of these broader community level impacts are important to improving pest control and conserving biodiversity. We predict, based on studies with individual herbivores, that the endophyte in tall fescue will reduce the overall abundance and species richness of invertebrate herbivores. Reductions may occur directly through the deterrent action of fungal alkaloids and/or indirectly through reductions in plant diversity (bottom-up effect) or in the diversity of higher trophic levels (top-down effect). Most likely, for complex natural food webs, the endophyte will alter community structure through a multitude of direct and indirect pathways. To our knowledge, only three prior studies have experimentally tested for an effect of *Neotyphodium coenophialum* on the arthropod community as a whole; none surveyed comprehensively across taxa. Murphy *et al.* (1993) found fewer total turfgrass pests in plots of E+ tall fescue relative to E- plots. In a second study, endophyte symbiosis reduced two aphid species, two leafhoppers, a flea beetle, and staphylinid beetles, but had minimal effects on mites, predaceous arthropods, earthworms, Japanese beetles and three other aphid species (Davidson & Potter 1995). Dissertation work by Willver (1996) (summarised in Bernard *et al.* 1997) found no effects of the endophyte on dipturans or carabid beetles, but declines in some groups of detritivores (Appendix 1). Unfortunately, most of these studies focused on the abundance responses of particular taxonomic groups and did not characterise other changes in community structure, such as species richness, taxonomic diversity, evenness, or composition. In one exception, (Muegge *et al.* 1991) found significant declines in the species richness of Cicadellidae and Cercopidae in field plots with the endophyte (Appendix 1).

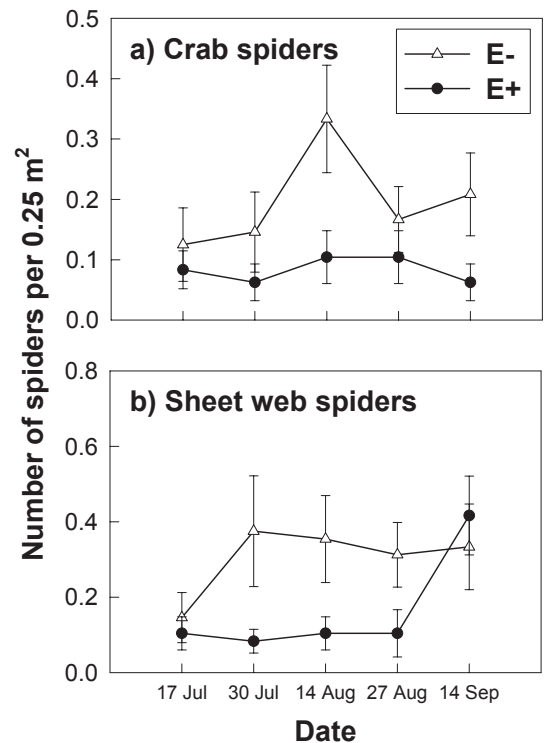
Capturing these more detailed changes in community structure has been a goal of current research by our groups, because of our interest, more broadly, in understanding how mutualisms influence the dynamics of communities. In general, our results show that experimental elimination of the endophyte in tall fescue enhances the diversity of several guilds of arthropods, including herbivores, spiders and other predators, and increases the total abundance of insect herbivores (Rudgers & Clay 2005 and unpublished data). These results indicate that finer-scale investigations of non-herbivore species are likely to reveal stronger effects of the endophyte than thus far reported.

#### The role of endophyte genotype?

Endophyte genotypes differ in compatibility with grass genotypes (Leuchtman & Clay 1989a; Christensen *et al.* 1997), production of alkaloids (Siegel *et al.* 1990; Hill *et al.* 1991; Wilkinson *et al.* 2000; Leuchtman *et al.* 2000; Rasmussen *et al.* 2007), resistance to herbivores (Leuchtman *et al.* 2000; Timper *et al.* 2001, 2005; Tintjer & Rudgers 2006), production of stromata (Leuchtman & Clay 1989b), mycelial mass (Hiatt & Hill 1997), and effects on the phenotypic plasticity of grasses (Cheplick 1998). Endophyte genotypes that differ in the types and amounts of alkaloids they produce can have dramatically different effects on plant enemies, particularly insect compared to mammalian herbivores. For example, endophyte genotypes have been introduced for forage grasses that lack the production of ergot alkaloids and consequently toxicity to livestock (Bouton *et al.* 2002). Similarly, the fungal alkaloid peramine affected one species of aphid, but combinations of both peramine and loline alkaloids were required for deterrence of other aphid species (Siegel *et al.* 1990; see also Hunt & Newman 2005).

In ongoing work, we are exploring the relative importance of plant versus endophyte genotype in affecting the diversity

**Figure 7** Effect of manipulation of the presence of *Neotyphodium coenophialum* in *Lolium arundinaceum* on the density of spiders in the families (a) Crab spiders (Thomisidae) and (b) Sheet web spiders (Linyphiidae) surveyed in 30 m × 30 m field plots in Bloomington, Indiana. Data points represent the mean abundance of spiders, and the bars show ± 1 SE. For the endophyte, treatments are represented as endophyte-infected (E+ = solid circles) or endophyte-free (E- = open triangles), n=8 plots per treatment. Reprinted with permission from Finkes *et al.* (2005).



and abundance of other community members. Results thus far suggest that endophyte genotype does significantly alter plant and insect communities, but that these effects depend on the genetic background of tall fescue. Predicting how endophyte genotype alters community structure may ultimately depend on testing unique combinations of both host plant and microbe genotypes. Genetic modification of endophytes to eliminate the production of the mammalian toxin, ergovaline, has been accomplished (Panaccione *et al.* 2001), and directly incorporating genes from endophytic fungi into plant genomes has been proposed (Dahlman *et al.* 1991). To evaluate the environmental impacts of these advances, we will need to understand how variation in grass/ endophyte genotype combinations differentially affects ecological interactions within and between trophic levels in terrestrial communities. Because most infected tall fescue in the eastern USA is infected by a single endophyte genotype found in KY-31 and because it may be highly resistant to invasion by other species or genotypes, research on genetic variation in the endophyte may be of greater academic than practical significance except in highly managed agronomic and/or turf situations.

## Conclusions

Our conclusions are based on experimental plots where fescue seed was sown on recently ploughed soil that was rapidly colonised by diverse plant and animal species. No treatments, if any, were applied following seeding so long-term community and ecosystem responses are integrating the cumulative effects of many varying biotic and abiotic factors. Results from multiple experiments are highly consistent and repeatable, suggesting that we are measuring general, rather than idiosyncratic, effects of endophyte infection on communities and ecosystems.

Several general conclusions arise from this work. One is that community-level effects are much stronger than one would predict from studies on individual species. Second, more generally, our results indicate an important role for mutualism in structuring communities and suggest that mutualisms may be critical for understanding the community and ecosystem-level consequences of non-native species such as tall fescue. Third, mechanisms of community change derive from a complex mixture of direct and indirect effects (e.g. through herbivores) of the endophyte. While we have identified vole herbivory as a key indirect mechanism, the relative importance of other factors (soil feedback, allelopathy, insect herbivory, direct competition, etc.) in mediating community-level responses is unclear and represents an important area for further study. Finally, it would be very useful to study community-level effects of endophyte symbiosis in other systems to improve generalisations and predictions, e.g. in tall fescue in different ecological settings (including where it is native), in *L. perenne* in Europe, USA and New Zealand, and in other dominant native and non-native grasses worldwide.

## ACKNOWLEDGEMENTS

Most of this research was supported by NSF grant DBI-0200485 to Jennifer Rudgers and NSF grant DEB-9727116 to Keith Clay. Many thanks to the many post-docs, graduate students and undergraduate students who contributed to this research.

## REFERENCES

Agee, C.S.; Hill, N.S. 1994. Ergovaline variability in *Acremonium*-infected tall fescue due to environment and plant genotype. *Crop Science* 34: 221-226.

Bacon, C.W.; Porter, J.K.; Robbins, J.D. 1975. Toxicity and

occurrence of *Balansia* on grasses from toxic fescue pastures. *Applied Microbiology* 29: 553-556.

Ball, D.M.; Pedersen, J.F.; Lacefield, G.D. 1993. The tall fescue endophyte. *American Scientist* 81: 370-379.

Bazely, D.R.; Vicari, M.; Emmerich, S.; Filip, L.; Lin, D.; Inman, A. 1997. Interactions between herbivores and endophyte-infected *Festuca rubra* from the Scottish islands of St. Kilda, Benbecula and Rum. *Journal of Applied Ecology* 34: 847-860.

Bernard, E.C.; Gwinn, K.D.; Pless, C.D.; Williver, C.L. 1997. Soil invertebrate species diversity and abundance in endophyte-infected tall fescue pastures. pp. 125-136. *In: Neotyphodium/ Grass Interactions*. Eds. Bacon, C.W.; Hill, N.S. Plenum Press, New York.

Bouton, J.H.; Latch, G.C. M.; Hill, N.S.; Hoveland, C.S.; McCann, M.A.; Watson, R.H.; Parish, J.A.; Hawkins, L.L.; Thompson, F.N. 2002. Reinfection of tall fescue cultivars with non-ergot alkaloid-producing endophytes. *Agronomy Journal* 94: 567-574.

Breen, J.P. 1994. *Acremonium*/endophyte interactions with enhanced plant resistance to insects. *Annual Review of Entomology* 39: 402-423.

Bultman, T.L.; Borowicz, K.L.; Coudron, T.A. 1996. Impact of a fungal endophyte on a tri-trophic level interaction. *Bulletin of the Ecological Society of America* 77: 60.

Bultman, T.L.; Borowicz, K.L.; Scheble, R.M.; Coudron, T.A.; Bush, L.P. 1997. Effect of a fungal endophyte on the growth and survival of two *Euplectrus* parasitoids. *Oikos* 78: 170-176.

Bush, L.P.; Wilkinson, H.H.; Schardl, C.L. 1997. Bioprotective alkaloids of grass-fungal endophyte symbioses. *Plant Physiology* 114: 1-7.

Cheplick, G.P. 1998. Genotypic variation in the regrowth of *Lolium perenne* following clipping: Effects of nutrients and endophytic fungi. *Functional Ecology* 12: 176-184.

Cheplick, G.P. 2004a. Recovery from drought stress in *Lolium perenne* (Poaceae): Are fungal endophytes detrimental. *American Journal of Botany* 91: 1960-1968.

Cheplick, G.P. 2004b. Symbiotic fungi and clonal plant physiology. *New Phytologist* 164: 413-415.

Cheplick, G.P.; Cho, R. 2003. Interactive effects of fungal endophyte infection and host genotype on growth and storage in *Lolium perenne*. *New Phytologist* 158: 183-191.

Cheplick, G.P.; Clay, K.; Marks, S. 1989. Interactions between infection by endophytic fungi and nutrient limitation in the grasses *Lolium perenne* and *Festuca arundinacea*. *New Phytologist* 111: 89-98.

Christensen, M.J.; Ball, O.J.P.; Bennett, R.J.; Schardl, C.L. 1997. Fungal and host genotype effects on compatibility and vascular colonization by *Epichloe festucae*. *Mycological Research* 101: 493-501.

Chu-chou, M.; Guo, G.; An, Z.Q.; Hendrix, J.W.; Ferris, R.S.; Siegel, M.R.; Dougherty, C.T.; Burrus, B.P. 1992. Suppression of mycorrhizal fungi in fescue by the *Acremonium coenophialum* endophyte. *Soil Biology and Biochemistry* 24: 633-637.

Clay, K. 1988. Fungal endophytes of grasses: a defensive mutualism between plants and fungi. *Ecology* 69: 10-16.

Clay, K. 1996. Interactions among fungal endophytes, grasses and herbivores. *Researches on Population Ecology* 38: 191-201.

Clay, K. 1997. Fungal endophytes, herbivores and the structure of grassland communities. pp. 151-169. *In: Multitrophic Interactions in Terrestrial Systems*. Eds. Gange, A.C.; Brown, V.K. Blackwell, Oxford.

Clay, K.; Cheplick, G.P. 1989. Effect of ergot alkaloids from fungal



- endophyte-infected grasses on fall armyworm (*Spodoptera frugiperda*). *Journal of Chemical Ecology* 15:169-182.
- Clay, K.; Cheplick, G.P.; Marks, S. 1989. Impact of the fungus *Balansia henningstiana* on *Panicum agrostoides*: Frequency of infection, plant growth and reproduction, and resistance to pests. *Oecologia* 80: 374-380.
- Clay, K.; Holah, J. 1999. Fungal endophyte symbiosis and plant diversity in successional fields. *Science* 285: 1742-1744.
- Clay, K.; Holah, J.; Rudgers, J.A. 2005. Herbivores cause a rapid increase in hereditary symbiosis and alter plant community composition. *Proceedings of the National Academy of Sciences U. S. A.* 102: 12465-12470.
- Clay, K.; Leuchtman, A. 1989. Infection of woodland grasses by fungal endophytes. *Mycologia* 81:805-811.
- Clay, K.; Marks, S.; Cheplick, G.P. 1993. Effects of insect herbivory and fungal endophyte infection on competitive interactions among grasses. *Ecology* 74:1767-1777.
- Clay, K.; Schardl, C. 2002. Evolutionary origins and ecological consequences of endophyte symbiosis with grasses. *American Naturalist* 160:S99-S127.
- Clement, S.L.; Kaiser, W.J.; Eichenseer, H. 1994. *Acremonium* endophytes in germplasm of major grasses and their utilization for insect resistance. pp. 185-199. In: *Biotechnology of endophytic fungi of grasses*. Eds. Bacon, C.W.; White, J.F.Jr. CRC Press, Boca Raton.
- Craven, K.D.; Blankenship, J.D.; Leuchtman, A.; Hignight, K.; Schardl, C.L. 2001a. Hybrid fungal endophytes symbiotic with the grass *Lolium pratense*. *Sydowia* 53: 44-73.
- Craven, K.D.; Hsiao, P.T.W.; Leuchtman, A.; Hollin, W.; Schardl, C.L. 2001b. Multigene phylogeny of *Epichloe* species, fungal symbionts of grasses. *Annals of the Missouri Botanical Garden* 88: 14-34.
- Dahlman, D.L.; Eichenseer, H.; Siegel, M.R. 1991. Chemical perspectives on endophyte-grass interactions and their implications to insect herbivory. pp. 227-252. In: *Microorganisms, plants and herbivores*. Eds. Jones, C.; Krischik, V.; Barbosa, P. John Wiley and Sons, New York.
- Davidson, A.W.; Potter, D.A. 1995. Response of plant-feeding, predatory, and soil-inhabiting invertebrates to *Acremonium* endophyte and nitrogen fertilization in tall fescue turf. *Journal of Economic Entomology* 88: 367-379.
- De Battista, J.P.; Bouton, J.H.; Bacon, C.W.; Siegel, M.R. 1990. Rhizome and herbage production of endophyte-removed tall fescue clones and populations. *Agronomy Journal* 82: 651-654.
- Elmi, A.A.; West, C.P.; Robbins, R.T.; Kirkpatrick, T.L. 2000. Endophyte effects on reproduction of a root-knot nematode (*Meloidogyne marylandi*) and osmotic adjustment in tall fescue. *Grass and Forage Science* 55: 166-172.
- Faeth, S.H.; Gardner, D.R.; Hayes, C.J.; Jani, A.; Wittlinger, S.K.; Jones, T.A. 2006. Temporal and spatial variation in alkaloid levels in *Achnatherum robustum*, a native grass infected with the endophyte *Neotyphodium*. *Journal of Chemical Ecology* 32: 307-324.
- Faeth, S.H.; Helander, M.L.; Saikkonen, K. 2004. Asexual *Neotyphodium* endophytes in a native grass reduce competitive abilities. *Ecology Letters* 7:304-313.
- Faeth, S.H.; Sullivan, T.J. 2003. Mutualistic asexual endophytes in a native grass are usually parasitic. *American Naturalist* 161: 310-325.
- Finkes, L.K.; Cady, A.B.; Mulroy, J.C.; Clay, K.; Rudgers, J.A. 2006. Plant-fungus mutualism affects spider composition in successional fields. *Ecology Letters* 9: 347-356.
- Fortier, G.M.; Bard, N.; Jansen, M.; Clay, K. 2000. Effects of tall fescue endophyte infection and population density on growth and reproduction in prairie voles. *Journal of Wildlife Management* 64: 122-128.
- Fortier, G.M.; Osmon, M.A.; Roach, M.; Clay, K. 2001. Are female voles food limited? Effects of endophyte-infected tall fescue on home range size in female prairie voles (*Microtus ochrogaster*). *American Midland Naturalist* 146: 63-71.
- Fountain, M.T.; Hopkin, S.P. 2005. *Folsomia candida* (Collembola): A "standard" soil arthropod. *Annual Review of Entomology* 50: 201-222.
- Francis, S.M.; Baird, D.B. 1989. Increase in the proportion of endophyte-infected perennial ryegrass plants in overdrilled pastures. *New Zealand Journal of Agricultural Research* 32: 437-440.
- Franzluebbers, A. J. 2006. Short-term responses of soil C and N fractions to tall fescue endophyte infection. *Plant and Soil* 282: 153-164.
- Franzluebbers, A.J.; Hill, N.S. 2005. Soil carbon, nitrogen, and ergot alkaloids with short- and long-term exposure to endophyte-infected and endophyte-free tall fescue. *Soil Science Society of America Journal* 69: 404-412.
- Franzluebbers, A.J.; Nazih, N.; Stuedemann, J.A.; Fuhrmann, J.J.; Schomberg, H.H.; Hartel, P.G. 1999. Soil carbon and nitrogen pools under low- and high-endophyte-infected tall fescue. *Soil Science Society of America Journal* 63: 1687-1694.
- Franzluebbers, A.J.; Stuedemann, J.A. 2005. Soil carbon and nitrogen pools in response to tall fescue endophyte infection, fertilization, and cultivar. *Soil Science Society of America Journal* 69: 396-403.
- Grewal, S.K.; Grewal, P.S.; Gaugler, R. 1995. Endophytes of fescue grasses enhances susceptibility of *Popillia japonica* larvae to an entomopathogenic nematode. *Entomologia Experimentalis et Applicata* 74: 219-224.
- Gwinn, K.D.; Collins-Shepard, M.H.; Reddick, B.B. 1991. Tissue print-immunoblot, an accurate method for the detection of *Acremonium coenophialum* in tall fescue. *Phytopathology* 81: 747-748.
- Hedges, L.V.; Gurevitch, J.; Curtis, P.S. 1999. The meta-analysis of response ratios in experimental ecology. *Ecology* 80: 1150-1156.
- Hiatt, E.E.; Hill, N.S.; Bouton, J.H.; Stuedemann, J.A. 1999. Tall fescue endophyte detection: Commercial immunoblot test kit compared with microscopic analysis. *Crop Science* 39: 796-799.
- Hiatt, E.E.; Hill, N.S.; Hiatt, E.N. 2001. Monoclonal antibodies incorporated into *Neotyphodium coenophialum* fungal cultures: Inhibition of fungal growth and stability of antibodies. *Fungal Genetics and Biology* 33: 107-114.
- Hiatt, E.E.; Hill, N.S. 1997. *Neotyphodium coenophialum* mycelial protein and herbage mass effects on ergot alkaloid concentration in tall fescue. *Journal of Chemical Ecology* 23: 2721-2736.
- Hill, N.S.; Hiatt, E.E.; De Battista, J.P.; Costa, M.C.; Griffiths, C.H.; Klap, J.; Thorogood, D.; Reeves, J.H. 2002. Seed testing for endophytes by microscopic and immunoblot procedures. *Seed Science and Technology* 30: 347-355.
- Hill, N.S.; Parrott, W.A.; Pope, D.D. 1991. Ergopeptine alkaloid production by endophytes in a common tall fescue genotype. *Crop Science* 31: 1545-1547.
- Hooper, D.U.; Vitousek, P.M. 1997. The effects of plant composition and diversity on ecosystem processes. *Science* 277: 1302-1305.
- Humphries, S.S.; Gwinn, K.D.; Stewart, A.J. 2001. Effects of endophyte status of tall fescue tissues on the earthworm

- (*Eisenia fetida*). *Environmental Toxicology and Chemistry* 20: 1346-1350.
- Hunt, M.G.; Newman, J.A. 2005. Reduced herbivore resistance from a novel grass-endophyte association. *Journal of Applied Ecology* 42: 762-769.
- Kimmons, C.A.; Gwinn, K.D.; Bernard, E.C. 1990. Nematode reproduction on endophyte-infected and endophyte-free tall fescue. *Plant Disease* 74: 757-761.
- Knoch, T.R.; Faeth, S.H.; Arnott, N.H. 1993. Endophytic fungi alter foraging and dispersal by desert seed-harvesting ants. *Oecologia* 95: 470-473.
- Koppenhofer, A.M.; Cowles, R.S.; Fuzy, E.M. 2003. Effects of turfgrass endophytes (Clavicipitaceae : Ascomycetes) on white grub (Coleoptera : Scarabaeidae) larval development and field populations. *Environmental Entomology* 32: 895-906.
- Koulman, A.; Lane, G.A.; Christensen, M.J.; Fraser, K.; Tapper, B.A. 2007. Peramine and other fungal alkaloids are exuded in the guttation fluid of endophyte-infected grasses. *Phytochemistry* 68: 355-360.
- Kucht, S.; Grob, J.; Hussein, Y.; Grothe, T.; Keller, U.; Basar, S.; Konig, W.A.; Steiner, U.; Leister, E. 2004. Elimination of ergoline alkaloids following treatment of *Ipomoea asarifolia* (Convolvulaceae) with fungicides. *Planta* 219: 619-625.
- Latch, G.C.M. 1993. Physiological interactions of endophytic fungi and their hosts: Biotic stress tolerance imparted to grasses by endophytes. *Agriculture, Ecosystems and Environment* 44:143-156.
- Latch, G.C.M.; Potter, L.R.; Tyler, B.F. 1987. Incidence of endophytes in seeds from collections of *Lolium* and *Festuca* species. *Annals of Applied Biology* 111: 59-64.
- Lemons, A.; Clay, K.; Rudgers, J.A. 2005. Connecting plant-microbial interactions above and belowground: a fungal endophyte affects decomposition. *Oecologia* 145:595-604.
- Leuchtman, A. 1992. Systematics, distribution, and host specificity of grass endophytes. *Natural Toxins* 1:150-162.
- Leuchtman, A.; Clay, K. 1989a. Experimental evidence for genetic variation in compatibility between the fungus *Atkinsonella hypoxylon* and its three host grasses. *Evolution* 43: 825-834.
- Leuchtman, A.; Clay, K. 1989b. Morphological, cultural and mating studies on *Atkinsonella*, including *Atkinsonella texensis* new status. *Mycologia* 81: 692-701.
- Leuchtman, A.; Clay, K. 1990. Isozyme variation in the *Acremonium/Epichloe* fungal endophyte complex. *Phytopathology* 80: 1133-1139.
- Leuchtman, A.; Clay, K. 1996. Isozyme evidence for host races of the fungus *Atkinsonella hypoxylon* (Clavicipitaceae) infecting the *Danthonia* (Poaceae) complex in the southern Appalachians. *American Journal of Botany* 83: 1144-1152.
- Leuchtman, A.; Schmidt, D.; Bush, L.P. 2000. Different levels of protective alkaloids in grasses with stroma-forming and seed-transmitted *Epichloe/Neotyphodium* endophytes. *Journal of Chemical Ecology* 26: 1025-1036.
- Lipsitch, M.; Nowak, M.A.; Ebert, D.; May, R.M. 1995. The population dynamics of vertically and horizontally transmitted parasites. *Proceedings of the Royal Society of London Series B-Biological Sciences* 260: 321-327.
- Lipsitch, M.; Siller, S.; Nowak, M.A. 1996. The evolution of virulence in pathogens with vertical and horizontal transmission. *Evolution* 50: 1729-1741.
- Madej, C.W.; Clay, K. 1991. Avian seed preference and weight loss. experiments: the effect of fungal endophyte-infected tall fescue. seeds. *Oecologia* 88: 296-303.
- Malinowski, D.P.; Alloush, G.A.; Belesky, D.P. 1998. Evidence for chemical changes on the root surface of tall fescue in response to infection with the fungal endophyte *Neotyphodium coenophialum*. *Plant and Soil* 205: 1-12.
- Malinowski, D.P.; Belesky, D.P. 2000. Adaptations of endophyte-infected cool-season grasses to environmental stresses: Mechanisms of drought and mineral stress tolerance. *Crop Science* 40: 923-940.
- Matthews, J.W.; Clay, K. 2001. Influence of fungal endophyte infection on plant-soil feedback and community interactions. *Ecology* 82: 500-509.
- Miles, C.O.; Di Menna, M.E.; Jacobs, S.W.L.; Garthwaite, I.; Lane, G.A.; Prestidge, R.A.; Marshall, S.L.; Wilkinson, H.H.; Schardl, C.L.; Ball, O.J.P.; Latch, G.C.M. 1998. Endophytic fungi in indigenous Australasian grasses associated with toxicity to livestock. *Applied and Environmental Microbiology* 64: 601-606.
- Moon, C.D.; Craven, K.D.; Leuchtman, A.; Clement, S.L.; Schardl, C.L. 2004. Prevalence of interspecific hybrids amongst asexual fungal endophytes of grasses. *Molecular Ecology* 13: 1455-1467.
- Moon, C.D.; Miles, C.O.; Jarlfors, U.; Schardl, C.L. 2002. The evolutionary origins of three new *Neotyphodium* endophyte species from grasses indigenous to the Southern Hemisphere. *Mycologia* 94: 694-711.
- Muegge, M.A.; Quisenberry, S.S.; Bates, G.E.; Joost, R.E. 1991. Influence of *Acremonium* infection and pesticide use on seasonal abundance of leafhoppers and froghoppers (Homoptera, Cicadellidae, Cercopidae) in tall fescue. *Environmental Entomology* 20: 1531-1536.
- Murphy, J.A.; Sun, S.; Betts, L.L. 1993. Endophyte-enhanced resistance to billbug (Coleoptera: Curculionidae), sod webworm (Lepidoptera; Pyralidae), and white grub (Coleoptera; Scarabaeidae) in tall fescue. *Environmental Entomology* 22: 699-703.
- Newman, J.A.; Abner, M.L.; Dado, R.J.; Gibson, D.J.; Brookings, A.; Parsons, A.J. 2003. Effects of elevated CO<sub>2</sub>, nitrogen and fungal endophyte-infection on tall fescue: growth, photosynthesis, chemical composition and digestibility. *Global Change Biology* 9: 425-437.
- Oliver, J.B.; Pless, C.D.; Gwinn, K.D. 1990. Effect of endophyte, *Acremonium coenophialum*, in "Kentucky 31" tall fescue, *Festuca arundinacea*, on survival of *Popillia japonica*. pp. 173-175. In: Proceedings of the international symposium on *Acremonium/Grass Interactions*. Eds. Quisenberry, S.S.; Joost, R.E. Louisiana Agricultural Experimental Station, Baton Rouge, LA.
- Omacini, M.; Chaneton, E.J.; Ghersa, C.M.; Muller, C.B. 2001. Symbiotic fungal endophytes control insect host-parasite interaction webs. *Nature* 409: 78-81.
- Omacini, M.; Chaneton, E.J.; Ghersa, C.M.; Otero, P. 2004. Do foliar endophytes affect grass litter decomposition? A microcosm approach using *Lolium multiflorum*. *Oikos* 104: 581-590.
- Omacini, M.; Eggers, T.; Bonkowski, M.; Gange, A.C.; Jones, T.H. 2006. Leaf endophytes affect mycorrhizal status and growth of co-infected and neighbouring plants. *Functional Ecology* 20: 226-232.
- Orr, S.P.; Rudgers, J.A.; Clay, K. 2005. Invasive plants can inhibit native tree seedlings: testing potential allelopathic mechanisms. *Plant Ecology* 181: 153-165.
- Pan, J.J.; Clay, K. 2002. Infection by the systemic fungus *Epichloe glyceriae* and clonal growth of its host grass *Glyceria striata*.

- Oikos* 98: 37-46.
- Pan, J.J.; Clay, K. 2003. Infection by the systemic fungus *Epichloe glyceriae* alters clonal growth of its grass host, *Glyceria striata*. *Proceedings of the Royal Society of London Series B-Biological Sciences* 270: 1585-1591.
- Panaccione, D.G.; Johnson, R.D.; Wang, J.; Young, C.A.; Damrongkool, P.; Scott, B.; Schardl, C.L. 2001. Elimination of ergovaline from a grass-*Neotyphodium* endophyte symbiosis by genetic modification of the endophyte. *Proceedings of the National Academy of Sciences of the United States of America* 98: 12820-12825.
- Pedersen, J.F.; Rodriguez-Kabana, R.; Shelby, R.A. 1988. Ryegrass cultivars and endophyte in tall fescue affect nematodes in grass and succeeding soybean. *Agronomy Journal* 80: 811-814.
- Popay, A.J.; Bonos, S.A. 2005. Biotic responses in endophytic grasses. pp. 163-186. *In: Neotyphodium in Cool-Season Grasses: Current Research and Applications*. Eds. Roberts, C.; West, C.P.; Spiers, D.A. Blackwell, Ames, IA.
- Rasmussen, S.; Parsons, A.J.; Bassett, S.; Christensen, M.J.; Hume, D.E.; Johnson, L.J.; Johnson, R.D.; Simpson, W.R.; Stacke, C.; Voisey, C.R.; Xue, H.; Newman, J.A.. 2007. High nitrogen supply and carbohydrate content reduce fungal endophyte and alkaloid concentration in *Lolium perenne*. *New Phytologist* 173: 787-797.
- Rice, J.S.; Pinkerton, B.W.; Stringer, W.C.; Undersander, D.J. 1990. Seed production in tall fescue as affected by fungal endophyte. *Crop Science* 30: 1303-1305.
- Rudgers, J. A., and K. Clay. 2005. Fungal endophytes in terrestrial communities and ecosystems. pp 423-442. *In: The Fungal Community*. Eds. Dighton, E.J.; Oudemans, P.; White, J.F. Jr. M. Dekker, New York.
- Rudgers, J.A.; Holah, J.; Orr, S.P.; Clay, K. 2007. Forest succession suppressed by an introduced plant-fungal symbiosis. *Ecology*: in press.
- Rudgers, J.A.; Koslow, J.M.; Clay, K. 2004. Endophytic fungi alter relationships between diversity and ecosystem properties. *Ecology Letters* 7: 42-51.
- Rudgers, J.A.; Mattingly, W.B.; Koslow, J.M. 2005. Mutualistic fungus promotes plant invasion into diverse communities. *Oecologia* 144: 463-471.
- Rykar, D.M.; Bacon, C.W.; Luttrell, E.S. 1985. Host relations of *Myriogenospora atramentosa* and *Balsania epichloe* (Clavicipitaceae). *Phytopathology* 75: 950-956.
- Saikkonen, K.; Ahlholm, J.; Helander, M.; Lehtimäki, S.; Niemeläinen, O. 2000. Endophytic fungi in wild and cultivated grasses in Finland. *Ecography* 23: 360-366.
- Shelby, R.A.; Dalrymple, L.W. 1987. Incidence and distribution of the tall fescue endophyte in the USA. *Plant Disease* 71: 783-786.
- Shelby, R.A.; Dalrymple, L.W. 1993. Long-term changes of endophyte infection in tall fescue stands. *Grass and Forage Science* 48: 356-361.
- Siegel, M.R.; Latch, G.C.M.; Bush, L.P.; Fannin, F.F.; Rowan, D.D.; Tapper, B.A.; Bacon, C.W.; Johnson, M.C. 1990. Fungal endophyte-infected grasses: alkaloid accumulation and aphid response. *Journal of Chemical Ecology* 16: 3301-3316.
- Spyreas, G.; Gibson, D.J.; Basinger, M. 2001. Endophyte infection levels of native and naturalized fescues in Illinois and England. *Journal of the Torrey Botanical Society* 128: 25-34.
- Stovall, M.E.; Clay, K. 1988. The effect of the fungus, *Balsania cyperi* Edg., on growth and reproduction of purple nutsedge, *Cyperus rotundus* L. *New Phytologist* 109: 351-360.
- Thompson, R.W.; Fribourg, H.A.; Reddick, B.B. 1989. Sample intensity and timing for detecting *Acremonium coenophialum* incidence in tall fescue pastures. *Agronomy Journal* 81: 966-971.
- Tilman, D. 1999. The ecological consequences of changes in biodiversity: a search for general principles. *Ecology* 80: 1455-1474.
- Tilman, D., J. Hill, and C. Lehman. 2006. Carbon-negative biofuels from low-input high-diversity grassland biomass. *Science* 314: 1598-1600.
- Timper, P.; Gates, R.N.; Bouton, J.H. 2001. Nematode reproduction in tall fescue infected with different endophyte strains. *Phytopathology* 91: S144.
- Timper, P.; Gates, R.N.; Bouton, J.H. 2005. Response of *Pratylenchus* spp. in tall fescue infected with different strains of the fungal endophyte *Neotyphodium coenophialum*. *Nematology* 7: 105-110.
- Tintjer, T.; Rudgers, J.A. 2006. Grass-herbivore interactions altered by strains of a native endophyte. *New Phytologist* 170: 513-521.
- Tsai, H.F.; Liu, J.S.; Staben, C.; Christensen, M.J.; Latch, G.C.M.; Siegel, M.R.; Schardl, C.L. 1994. Evolutionary diversification of fungal endophytes of tall fescue grass by hybridization with *Epichloe* species. *Proceedings of the National Academy of Sciences of the United States of America* 91: 2542-2546.
- Wei, Y.K.; Gao, Y.B.; Xu, H.; Su, D.; Zhang, X.; Wang, Y.H.; Lin, F.; Chen, L.; Nie, L.Y.; Ren, A. Z. 2006. *Neotyphodium* in native grasses in China and observations on endophyte/host interactions. *Grass and Forage Science* 61: 422-429.
- West, C. P. 1994. Physiology and drought tolerance of endophyte-infected grasses. pp. 87-101. *In: Biotechnology of endophytic fungi of grasses*. Eds. Bacon, C.W.; White, J.F.Jr. CRC Press, Boca Raton.
- West, C.P.; Izeke, E.; Oosterhuis, D.M.; Robbins, R.T. 1988. The effect of *Acremonium coenophialum* on the growth and nematode infestation of tall fescue. *Plant and Soil* 112:3-6.
- White, J.F., Jr. 1987. Widespread distribution of endophytes in the Poaceae. *Plant Disease* 71: 340-342.
- White, J.F.; Cole, G.T. 1985. Endophyte-host associations in forage grasses. I. Distribution of fungal endophytes in some species of *Lolium* and *Festuca*. *Mycologia* 77: 323-327.
- White, J.F.; Cole, G.T. 1986. Endophyte-host associations in forage grasses. V. Occurrence of fungal endophytes in certain species of *Bromus* and *Poa*. *Mycologia* 78: 846-850.
- White, J.F.; Halisky, P.M.; Sun, S.C.; Morgan-Jones, G.; Funk, C.R. 1992. Endophyte-host associations in grasses. XVI. Patterns of endophyte distribution in species of the tribe Agrostideae. *American Journal of Botany* 79: 472-477.
- Wilkinson, H.H.; Siegel, M.R.; Blankenship, J.D.; Mallory, A.C.; Bush, L.P.; Schardl, C.L. 2000. Contribution of fungal loline alkaloids to protection from aphids in a grass-endophyte mutualism. *Molecular Plant-Microbe Interactions* 13: 1027-1033.
- Wilson, A.D.; Clement, S.L.; Kaiser, W.J.; Lester, D.G. 1991. First report of clavicipitaceous anamorphic endophytes in *Hordeum* species. *Plant Disease* 75:215.
- Young, C.A.; Bryant, M.K.; Christensen, M.J.; Tapper, B.A.; Bryan, G.T.; Scott, B. 2005. Molecular cloning and genetic analysis of a symbiosis-expressed gene cluster for lolitrem biosynthesis from a mutualistic endophyte of perennial ryegrass. *Molecular Genetics and Genomics* 274: 13-29.
- Zabalgoizcoa, I.; de Aldana, B.R.V.; Ciudad, A.G.; Criado, B.G. 2003. Fungal endophytes in grasses from semi-arid permanent grasslands of western Spain. *Grass and Forage Science* 58: 94-97.

## Appendix 1

Summary of recent studies on the effects of the tall fescue endophyte on wild animals. We included all studies published since 1996 identified by the search terms “tall fescue” and “endophyt\*” and “herbivor\*” (and replacing both tall fescue and endophyt\* with species names) on Web of Science (with one notable exception (Muegge *et al.* 1991) because it examined a species richness response). We also included relevant data available in recent book chapters. We only included studies that experimentally manipulated endophyte presence in tall fescue and that recorded at least one fitness-related response variable to estimate animal performance. Where multiple variables were measured, an effect size was determined for each. Effect size is the log response ratio =  $\ln(\text{mean}_{E-} / \text{mean}_{E+})$ . Direction of the effect is for E+ relative to E- (i.e., lower means the response variable was lower in E+ relative to E-). Neutral effects (assigned an effect size of zero) were those reported as non-significant following statistical analysis. Some treatment means had to be estimated from data presented in figures, and those are indicated in the table.

Ref	Arthropod	Guild	Specialization	Direction	Effect size (L)	Response variable	Field or Lab/ Greenhouse	Means estimated from figures
(1)	<i>Chaetocnema pulicaria</i> (beetle)	leaf chewer	grass specialist	lower	0.88	percentage survival of adults after 4 d	field	
(2)	<i>Peromyscus leucopus</i> (mouse)	seed predator	generalist	neutral	0.00	daily food intake	lab	
(2)	<i>Peromyscus leucopus</i> (mouse)	seed predator	generalist	higher	-0.23	urine volume	lab	
(3)	Sminthuridae (Collembola)	detritivore	generalist	higher	n/a	number per plot	field	
(3)	<i>Lepidocyrtus cinereus</i> (Collembola)	detritivore	generalist?	lower	0.75	number per plot	field	X
(3)	<i>Homidia socia</i> (Collembola)	detritivore	generalist?	neutral	0.00	number per plot	field	
(3)	<i>Galumna</i> sp.	detritivore	generalist	lower	1.21	number per plot	field	X
(3)	<i>Epilohmannia</i> sp. (oribatid mite)	detritivore	generalist	neutral	0.00	number per plot	field	
(3)	Chloropidae (flies)	detritivore	generalist	lower	0.92	number per plot	field	X
(3)	<i>Parajapyx isabellae</i> (dipluran)	predator	generalist	neutral	0.00	number per plot	field	
(3)	Carabidae (ground beetles)	predator	generalist	neutral	0.00	number per plot	field	
(4)	<i>Spodoptera frugiperda</i> (caterpillar)	leaf chewer	generalist	lower	0.34	larval mass	greenhouse	X
(4)	<i>Spodoptera frugiperda</i> (caterpillar)	leaf chewer	generalist	slower	-0.04	development time	greenhouse	X
(4)	<i>Spodoptera frugiperda</i> (caterpillar)	leaf chewer	generalist	higher	-0.16	pupal mass	greenhouse	X
(4)	<i>Spodoptera frugiperda</i> (caterpillar)	leaf chewer	generalist	higher	-0.06	pupal mass in induced plants (pre-damaged)	greenhouse	X
(5)	<i>Spodoptera frugiperda</i> (caterpillar)	leaf chewer	generalist	higher	-0.22	larval growth	greenhouse	
(5)	<i>Spodoptera frugiperda</i> (caterpillar)	leaf chewer	generalist	faster	0.05	development time	greenhouse	
(5)	<i>Rhopalosiphum padi</i> (aphid)	sap feeder	grass specialist	lower	0.33	apterae density	greenhouse	
(6)	<i>Spodoptera frugiperda</i> (caterpillar)	leaf chewer	generalist	higher	-0.18	larval mass	greenhouse	
(6)	<i>Spodoptera frugiperda</i> (caterpillar)	leaf chewer	generalist	faster	0.04	development time	greenhouse	
(6)	<i>Spodoptera frugiperda</i> (caterpillar)	leaf chewer	generalist	lower	0.11	pupal mass	greenhouse	
(6)	<i>Spodoptera frugiperda</i> (caterpillar)	leaf chewer	generalist	neutral	0.00	survival	greenhouse	
(6)	<i>Spodoptera frugiperda</i> (caterpillar)	leaf chewer	generalist	neutral	0.00	assimilation	greenhouse	
(7)	<i>Euplectrus comstockii</i> (parasitoid wasp)	parasitoid	moderate	faster	0.10	female development time	lab	X
(7)	<i>Euplectrus comstockii</i> (parasitoid wasp)	parasitoid	moderate	lower	0.41	pupal mass	lab	X
(7)	<i>Euplectrus comstockii</i> (parasitoid wasp)	parasitoid	moderate	neutral	0.00	survival	lab	



Ref	Arthropod	Guild	Specialization	Direction	Effect size (L)	Response variable	Field or Lab/ Greenhouse	Means estimated from figures
(7)	<i>Euplectrus comstockii</i> (parasitoid wasp)	parasitoid	moderate	neutral	0.00	sex ratio	lab	
(7)	<i>Euplectrus plathypenae</i> (parasitoid wasp)	parasitoid	moderate	neutral	0.00	development time	lab	
(7)	<i>Euplectrus plathypenae</i> (parasitoid wasp)	parasitoid	moderate	lower	0.37	female pupal mass	lab	X
(7)	<i>Euplectrus plathypenae</i> (parasitoid wasp)	parasitoid	moderate	neutral	0.00	survival	lab	
(7)	<i>Euplectrus plathypenae</i> (parasitoid wasp)	parasitoid	moderate	neutral	0.00	sex ratio	lab	
(8)	<i>Rhopalosiphum padi</i> (aphid)	sap feeder	grass specialist	lower	0.80	intrinsic rate of increase	greenhouse	X
(8)	<i>Rhopalosiphum padi</i> (aphid)	sap feeder	grass specialist	lower	1.56	intrinsic rate of increase following artificial clipping	greenhouse	X
(8)	<i>Rhopalosiphum padi</i> (aphid)	sap feeder	grass specialist	lower	1.10	intrinsic rate of increase (replicate experiment)	greenhouse	X
(8)	<i>Rhopalosiphum padi</i> (aphid)	sap feeder	grass specialist	lower	1.12	intrinsic rate of increase following artificial clipping (replicate experiment)	greenhouse	X
(9)	<i>Diuraphis noxia</i> (aphid)	sap feeder	grass specialist	lower	3.40	number per plant	greenhouse	X
(9)	<i>Diuraphis noxia</i> (aphid)	sap feeder	grass specialist	lower	2.52	number per plant	field	
(10)	<i>Reithrodontomys humulis</i> (mouse)	omnivore esp. seeds	generalist	lower	1.04	number caught per plot	field	
(10)	<i>Blarina brevicauda</i> (shrew)	omnivore	generalist	lower	0.66	number caught per plot	field	
(10)	<i>Microtus pinetorum</i> (vole)	root feeder	generalist	lower	0.56	number caught per plot	field	
(10)	<i>Sigmodon hispidus</i> (rat)	leaf chewer	generalist	neutral	0.00	number caught per plot	field	
(12)	<i>Microtus pennsylvanicus</i> (vole)	leaf chewer	generalist	neutral	0.00	offspring number	lab	
(12)	<i>Microtus pennsylvanicus</i> (vole)	leaf chewer	generalist	neutral	0.00	body mass	lab	
(12)	<i>Microtus pennsylvanicus</i> (vole)	leaf chewer	generalist	neutral	0.00	survival at 21C	lab	
(12)	<i>Microtus pennsylvanicus</i> (vole)	leaf chewer	generalist	lower	1.29	survival at 31C	lab	
(13)	<i>Branta canadensis</i> (Canada goose)	leaf chewer	generalist	lower	0.12	body mass	field	X
(14)	<i>Hematobia irritans</i> (fly larva)	coprophage	generalist	lower	0.94	% pupae from larvae in dung with N-formyl loline	lab	
(14)	<i>Hematobia irritans</i> (fly larva)	coprophage	generalist	lower	1.37	% pupae from larvae in dung with ergotamine tartrate	lab	
(14)	<i>Hematobia irritans</i> (fly larva)	coprophage	generalist	lower	0.10	pupal mass in dung with N-formyl loline	lab	
(14)	<i>Hematobia irritans</i> (fly larva)	coprophage	generalist	lower	0.59	pupal mass in dung with ergotamine tartrate	lab	
(14)	<i>Hematobia irritans</i> (fly larva)	coprophage	generalist	lower	0.62	% adults from larvae in dung with N-formyl loline	lab	

Ref	Arthropod	Guild	Specialization	Direction	Effect size (L)	Response variable	Field or Lab/ Greenhouse	Means estimated from figures
(14)	<i>Hematobia irritans</i> (fly larva)	coprophage	generalist	lower	1.95	% adults from larvae in dung with ergotamine tartrate	lab	
(14)	<i>Hematobia irritans</i> (fly larva)	coprophage	generalist	neutral	0.00	adult mass	lab	
(14)	<i>Hematobia irritans</i> (fly larva)	coprophage	generalist	neutral	0.00	adult mass	lab	
(15)	<i>Microtus ochrogaster</i> (vole)	leaf chewer	generalist	lower	1.44	adult male growth rate	lab	
(15)	<i>Microtus ochrogaster</i> (vole)	leaf chewer	generalist	lower	0.86	growth rate of litters	lab	
(15)	<i>Microtus ochrogaster</i> (vole)	leaf chewer	generalist	lower	1.61	number of litters produced	lab	
(15)	<i>Microtus ochrogaster</i> (vole)	leaf chewer	generalist	lower	1.63	percentage of offspring surviving to 21 d	lab	
(16)	<i>Meloidogyne marylandi</i> (root knot nematode)	root endoparasite	grass specialist?	lower	3.98	number of nematodes per pot	greenhouse	
(17)	rabbit (species name not given)	leaf chewer	generalist	lower	0.73	male body mass	lab	
(18)	Araneae (spiders)	predator	generalist	neutral	0.00	total abundance		
(18)	Araneae (spiders)	predator	generalist	lower	0.13	morphospecies richness		
(18)	Araneae (spiders)	predator	generalist	lower	0.16	family richness		
(18)	Linyphidae (sheet web spiders)	predator	generalist	lower	0.63	number per subplot		
(18)	Thomisidae (crab spiders)	predator	generalist	lower	0.85	number per subplot		
(18)	Salticidae (jumping spiders)	predator	generalist	higher	-0.66	number per subplot		
(19)	<i>Microtus ochrogaster</i> (vole)	leaf chewer	generalist	neutral	0.00	number per plot	field	
(19)	<i>Microtus ochrogaster</i> (vole)	leaf chewer	generalist	higher	-0.32	proportion of males (skewed sex ratio)	field	
(19)	<i>Microtus ochrogaster</i> (vole)	leaf chewer	generalist	neutral	0.00	rate of sexual maturity in males	field	
(19)	<i>Microtus ochrogaster</i> (vole)	leaf chewer	generalist	lower	1.24	rate of sexual maturity in females	field	X
(19)	<i>Microtus ochrogaster</i> (vole)	leaf chewer	generalist	neutral	0.00	growth rate of individuals	field	
(20)	<i>Microtus ochrogaster</i> (vole)	leaf chewer	generalist	neutral	0.00	home range size	field	
(21)	<i>Eisenia fetida</i> (earthworm)	detritivore	generalist	neutral	0.00	survival	lab	
(21)	<i>Eisenia fetida</i> (earthworm)	detritivore	generalist	greater	-1.30	growth	lab	
(21)	<i>Eisenia fetida</i> (earthworm)	detritivore	generalist	lower	0.29	reproduction	lab	
(22)	<i>Rhopalosiphum padi</i> (aphid)	sap feeder	grass specialist	lower	1.28	intrinsic rate of increase (clip cage)	greenhouse	X
(22)	<i>Rhopalosiphum padi</i> (aphid)	sap feeder	grass specialist	lower	2.54	intrinsic rate of increase (enclosure)	greenhouse	X
(23)	<i>Parapediasia teterella</i> (webworm)	leaf chewer	grass specialist	lower	4.44	survival		
(24)	<i>Exomala orientalis</i> (beetle)	root feeder	generalist	higher	1.03	susceptibility to nematode	greenhouse	
(24)	<i>Popilla japonica</i> (Japanese beetle)	root feeder	generalist	neutral	0.00	susceptibility to nematode	greenhouse	
(24)	<i>Cyclocephala borealis</i> (beetle)	root feeder	generalist	neutral	0.00	susceptibility to nematode	greenhouse	

Ref	Arthropod	Guild	Specialization	Direction	Effect size (L)	Response variable	Field or Lab/ Greenhouse	Means estimated from figures
(24)	<i>Exomala orientalis</i> (beetle)	root feeder	generalist	neutral	0.00	susceptibility to nematode	field	
(24)	<i>Popilla japonica</i> (Japanese beetle)	root feeder	generalist	neutral	0.00	susceptibility to nematode	field	
(24)	<i>Cyclocephala borealis</i> (beetle)	root feeder	generalist	neutral	0.00	susceptibility to nematode	field	
(24)	Formicidae (ants)	predator	generalist	neutral	0.00	number per plot	field	
(24)	Araneae (spiders)	predator	generalist	neutral	0.00	number per plot	field	
(24)	Staphylinidae (beetles)	predator	generalist	neutral	0.00	number per plot	field	
(24)	Carabidae (ground beetles)	predator	generalist	neutral	0.00	number per plot	field	
(24)	<i>Exomala orientalis</i> (beetle)	root feeder	generalist	lower	0.63	survival	greenhouse	
(24)	<i>Exomala orientalis</i> (beetle)	root feeder	generalist	neutral	0.00	body mass	greenhouse	
(24)	<i>Popilla japonica</i> (Japanese beetle)	root feeder	generalist	neutral	0.00	survival	greenhouse	
(24)	<i>Popilla japonica</i> (Japanese beetle)	root feeder	generalist	neutral	0.00	body mass	greenhouse	
(24)	<i>Exomala orientalis</i> (beetle)	root feeder	generalist	lower	0.76	survival	field	
(24)	<i>Exomala orientalis</i> (beetle)	root feeder	generalist	neutral	0.00	body mass	field	
(24)	<i>Popilla japonica</i> (Japanese beetle)	root feeder	generalist	neutral	0.00	survival	field	
(24)	<i>Popilla japonica</i> (Japanese beetle)	root feeder	generalist	lower	0.19	body mass	field	
(24)	white grubs (all species, Scarabidae)	root feeder	generalist	higher	-0.56	number per plot (avg of several censuses)	field	
(25)	Collembola	detritivore	generalist	neutral	0.00	number per plot		
(25)	Hypogastruridae (collembola)	detritivore	generalist	higher	-0.52	number per plot		
(25)	Isotomidae (collembola)	detritivore	generalist	lower	0.36	number per plot		
(26)	Spodoptera frugiperda (caterpillar)	leaf chewer	generalist	lower	0.36	relative growth rate	greenhouse	
(27)	<i>Schistocerca gregaria</i> (locust)	leaf chewer	generalist	neutral	0.00	survival	field	
(28)	<i>Agallia constricta</i> (leafhopper)	sap feeder	grass specialist	lower	0.73	number per plot	field	X
(28)	<i>Agallia deleta</i> (leafhopper)	sap feeder	grass specialist	neutral	0.00	number per plot	field	X
(28)	<i>Draeculacephala</i> spp. (leafhopper)	sap feeder	generalist	lower	1.06	number per plot	field	X
(28)	<i>Exitianus exitiosus</i> (leafhopper)	sap feeder	grass specialist	lower	1.43	number per plot	field	X
(28)	<i>Graminella nigrifrons</i> (leafhopper)	sap feeder		lower	1.67	number per plot	field	X
(28)	<i>Unerus colonus</i> (leafhopper)	sap feeder		neutral	0.00	number per plot	field	X
(28)	<i>Prosapia bicincta</i> (froghopper)	sap feeder	grass specialist	lower	1.59	number per plot	field	X
(28)	species diversity (cicadellidae and cercopidae)	sap feeder		lower	0.26	species diversity (index not given)	field	X
(29)	<i>Rhopalosiphum padi</i> (aphid)	sap feeder	grass specialist	neutral	0.00	number of apterae per plant	greenhouse	
(30)	<i>Balannococcus poae</i> (mealybug)	sap feeder	grass specialist	lower	2.41	percentage infestation		
(31)	<i>Popilla japonica</i> (Japanese beetle)	root feeder	generalist	neutral	0.00	body mass	greenhouse	
(31)	<i>Popilla japonica</i> (Japanese beetle)	root feeder	generalist	neutral	0.00	survival	greenhouse	
(32)	<i>Phenacoccus solani</i> (mealybug)	sap feeder	grass specialist	lower	4.19	number per plant	greenhouse	
(32)	<i>Phenacoccus solani</i> (mealybug)	sap feeder	grass specialist	lower	3.43	number per plant	greenhouse	

Ref	Arthropod	Guild	Specialization	Direction	Effect size (L)	Response variable	Field or Lab/ Greenhouse	Means estimated from figures
(32)	<i>Sipha maydis</i> (aphid)	sap feeder	grass specialist	lower	0.84	number per plant	greenhouse	
(33)	<i>Peromyscus leucopus</i> (mouse)	seed predator	generalist	neutral	0.00	body mass - male	lab - 62 d	
(33)	<i>Peromyscus leucopus</i> (mouse)	seed predator	generalist	neutral	0.00	body mass - female	lab - 62 d	
(33)	<i>Peromyscus leucopus</i> (mouse)	seed predator	generalist	neutral	0.00	reproductive organ mass - male	lab - 62 d	
(33)	<i>Peromyscus leucopus</i> (mouse)	seed predator	generalist	neutral	0.00	reproductive organ mass - female	lab - 62 d	
(33)	<i>Peromyscus leucopus</i> (mouse)	seed predator	generalist	neutral	0.00	body mass - male	lab - 113 d	
(33)	<i>Peromyscus leucopus</i> (mouse)	seed predator	generalist	neutral	0.00	body mass - female	lab - 113 d	
(33)	<i>Peromyscus leucopus</i> (mouse)	seed predator	generalist	neutral	0.00	reproductive organ mass - male	lab - 113 d	
(33)	<i>Peromyscus leucopus</i> (mouse)	seed predator	generalist	neutral	0.00	reproductive organ mass - female	lab - 113 d	
(33)	<i>Peromyscus leucopus</i> (mouse)	seed predator	generalist	neutral	0.00	mean number of litters per female	lab - 113 d	
(33)	<i>Peromyscus leucopus</i> (mouse)	seed predator	generalist	neutral	0.00	number of offspring per litter	lab - 113 d	
(33)	<i>Peromyscus leucopus</i> (mouse)	seed predator	generalist	neutral	0.00	body mass - unpaired female	lab - 113 d	
(33)	<i>Peromyscus leucopus</i> (mouse)	seed predator	generalist	neutral	0.00	reproductive organ mass - unpaired female	lab - 113 d	
(34)	<i>Acromyrmex versicolor</i> (ant)	leaf chewer	generalist	lower	0.97	queen survival time	lab	X
(34)	<i>Acromyrmex versicolor</i> (ant)	leaf chewer	generalist	lower	13.16	queen percentage survival after 11 wks	lab	
(34)	<i>Acromyrmex versicolor</i> (ant)	leaf chewer	generalist	neutral	0.00	worker number	lab	
(34)	<i>Acromyrmex versicolor</i> (ant)	leaf chewer	generalist	lower	12.15	fungus garden size	lab	
(35)	<i>Agrotis ipsilon</i> (black cutworm)	leaf chewer	generalist	neutral	0.00	larval mass	greenhouse	
(35)	<i>Agrotis ipsilon</i> (black cutworm)	leaf chewer	generalist	neutral	0.00	pupal mass	greenhouse	
(35)	<i>Agrotis ipsilon</i> (black cutworm)	leaf chewer	generalist	neutral	0.00	days to emergence	greenhouse	
(35)	<i>Agrotis ipsilon</i> (black cutworm)	leaf chewer	generalist	neutral	0.00	percentage survival	greenhouse	
<b>average</b>					0.66			
<b>vertebrate herbivores</b>					0.31			
<b>leaf chewers</b>					0.54			
<b>seed predators</b>					0.05			
<b>invertebrate herbivores</b>					1.01			
<b>sap feeders</b>					1.47			
<b>leaf chewers</b>					1.59			
<b>root feeders</b>					0.33			
<b>generalist</b>					0.74			
<b>grass specialist</b>					1.84			
<b>non-herbivores</b>					0.24			
<b>detritivores</b>					0.15			
<b>predators/parasitoids</b>					0.10			



1. O. J. P. Ball, C. Pless, K. D. Gwinn, in *Neotyphodium/Grass Interactions* C. W. Bacon, N. S. Hill, Eds. (Plenum Press, New York, New York, 1997) pp. 243-246.
2. J. L. Barger, M. G. Tannenbaum, *Journal of Mammalogy* **79**, 464 (1998).
3. E. C. Bernard, K. D. Gwinn, C. D. Pless, C. L. Williver, in *Neotyphodium/Grass Interactions* C. W. Bacon, N. S. Hill, Eds. (Plenum Press, New York, 1997) pp. 125-136.
4. R. A. Boning, T. L. Bultman, *American Midland Naturalist* **136**, 328 (1996).
5. T. L. Bultman, G. D. Bell, *Oikos* **103**, 182 (2003).
6. T. L. Bultman, N. J. Conard, *Environmental Entomology* **27**, 631 (1998).
7. T. L. Bultman, K. L. Borowicz, R. M. Schneble, T. A. Coudron, L. P. Bush, *Oikos* **78**, 170 (1997).
8. T. L. Bultman, G. Bell, W. D. Martin, *Ecology* **85**, 679 (2004).
9. S. L. Clement, D. G. Lester, A. D. Wilsokn, R. C. Johnson, J. H. Bouton, *Journal of Economic Entomology* **89**, 766 (1996).
10. A. B. Coley, H. A. Fribourg, M. R. Pelton, K. D. Gwinn, *Journal of Environmental Quality* **24**, 472 (1995).
11. P. D. Coley, *Climate Change* **39**, 455 (1998).
12. M. R. Conover, *Journal of Mammalogy* **79**, 457 (1998).
13. M. R. Conover, T. A. Messmer, *Auk* **98**, 859 (1996).
14. C. T. Dougherty, F. W. Knapp, L. P. Bush, *Journal of Medical Entomology* **36**, 73 (1999).
15. W. F. Durham, M. G. Tannenbaum, *Canadian Journal of Zoology* **76**, 960 (1998).
16. A. A. Elmi, C. P. West, R. T. Robbins, T. L. Kirkpatrick, *Grass and Forage Science* **55**, 166 (2000).
17. N. M. Filipov *et al.*, *Journal of Animal Science* **76**, 2456 (1998).
18. L. K. Finkes, A. B. Cady, J. C. Mulroy, K. Clay, J. A. Rudgers, *Ecology Letters* **9**, 347 (2006).
19. G. M. Fortier, N. Bard, M. Jansen, K. Clay, *Journal of Wildlife Management* **64**, 122 (2000).
20. G. M. Fortier, M. A. Osmon, M. Roach, K. Clay, *American Midland Naturalist* **146**, 63 (2001).
21. S. S. Humphries, K. D. Gwinn, A. J. Stewart, *Environmental Toxicology and Chemistry* **20**, 1346 (2001).
22. M. G. Hunt, J. A. Newman, *Journal of Applied Ecology* **42**, 762 (Aug, 2005).
23. H. Koga, Y. Hirai, K. Kanda, T. Tsukiboshi, T. Uematsu, *Jarq-Japan Agricultural Research Quarterly* **31**, 109 (1997).
24. A. M. Koppenhofer, R. S. Cowles, E. M. Fuzy, *Environmental Entomology* **32**, 895 (2003).
25. A. Lemons, K. Clay, J. A. Rudgers, *Oecologia* **145**, 595 (2005).
26. S. Marks, D. E. Lincoln, *Environmental Entomology* **25**, 618 (1996).
27. A. R. McLeod, A. Rey, K. K. Newsham, G. C. Lewis, P. Wolferstan, *Journal of Photochemistry and Photobiology B Biology* **62**, 97 (2001).
28. M. A. Muegge, S. S. Quisenberry, G. E. Bates, R. E. Joost, *Environmental Entomology* **20**, 1531 (1991).
29. J. C. Murphy, T. L. Bultman, in *Neotyphodium/Grass Interactions* C. W. Bacon, N. S. Hill, Eds. (Plenum Press, New York, New York, 1997) pp. 187-190.
30. C. Pennell, O. J. P. Ball, *Proceedings of the 52nd N. Z. Plant Protection Conference* **1999**, 259 (1999).
31. D. S. Richmond, P. S. Grewal, J. Cardina, *Journal of Vegetation Science* **14**, 835 (2003).
32. M. R. Sabzalian, B. Hatami, A. Mirlohi, *Entomologia Experimentalis et Applicata* **113**, 205 (2004).
33. M. G. Tannenbaum, S. L. Seematter, D. M. Zimmerman, *American Midland Naturalist* **139**, 114 (1998).
34. T. M. Tibbets, S. H. Faeth, *Oecologia* **118**, 297 (1999).
35. R. C. Williamson, D. A. Potter, *Journal of Economic Entomology* **90**, 1290 (1997).