



Air comfort for all

GREECOMFORT.COM



Heating  
& Cooling

Maximum  
Performance

Ultra  
Capabilities



HEATING &  
COOLING

SUPERIOR  
**COMFORT**  
FOR THE  
GLOBAL  
**MARKETPLACE**



THE TECHNOLOGY of air conditioning is only part of our daily focus. We are committed to continually advancing the performance of our products, with a never-satisfied approach to R&D. We're also passionate about delivering superior customer service, unparalleled global leadership and planet-wide environmental stewardship. That's the GREE formula for success, and it's one that brings true comfort to the world.



# TABLE OF CONTENTS

About GREE . . . . .	2	■
What Is Ductless? . . . . .	4	■
GREE Superior Technology . . . . .	6	■
Product Line Up . . . . .	8	■
Save Energy With GREE . . . . .	10	□
Single-Zone Applications & Benefits . . . . .	12	■
Single-Zone System . . . . .	14	■
FLEXX . . . . .	24	■
Single-Zone Quick Reference Guide . . . . .	26	■
Get Smart With GREE . . . . .	28	□
Multi-Zone Applications & Benefits . . . . .	30	■
Multi-Zone System . . . . .	32	■
Controls & Accessories . . . . .	42	■
Multi-Zone Quick Reference Guide . . . . .	44	■
Multi-Zone Compatibility Chart . . . . .	46	■
MULTI PRO . . . . .	48	■
GREE Select Dealer Program . . . . .	60	■
Terms & Conditions . . . . .	63	■



# WHAT IS DUCTLESS?



Ductless Mini-Splits operate via an indoor air handler & an outdoor compressor unit with utmost efficiency and climate control.

Ideal for  
**ANY SIZE ROOM**

—  
**MORE AFFORDABLE**  
than replacing  
a central system

—  
Great for  
**SUPPLEMENTING**  
a central system

## BETTER THAN A WINDOW AC...

- Enjoy your indoor space without noisy AC distractions – 19 dB(A) as compared to 52 dB(A) with a typical 12K window unit
- Sleek look to blend with your decor blends seamlessly into any room setting and doesn't block your natural light
- Prevents intruders, pests and dust from entering your home – no window is compromised

AS **QUIET** AS A WHISPER,  
WITH **POWER** AND **EFFICIENCY**.



## ENJOY THE DUCT-FREE ADVANTAGE

- Precisely heats & cools only desired (occupied) spaces
- Maintains a constant temperature – no wild swings or noisy HVAC starts & stops
- Delivers up to 50% energy savings (up to 27 SEER2) compared to conventional ducted systems – check for rebates
- Simplifies maintenance of filters to maintain optimal air quality
- Acts as a personalized thermostat through remote control/WIFI capabilities
- Avoids 30% heating & cooling loss from air passing through ductwork
- Easy install, no mess in home - licensed contractor installation required for Warranty Coverage

FASTER  
HEATING/COOLING

PRECISE  
CONTROL

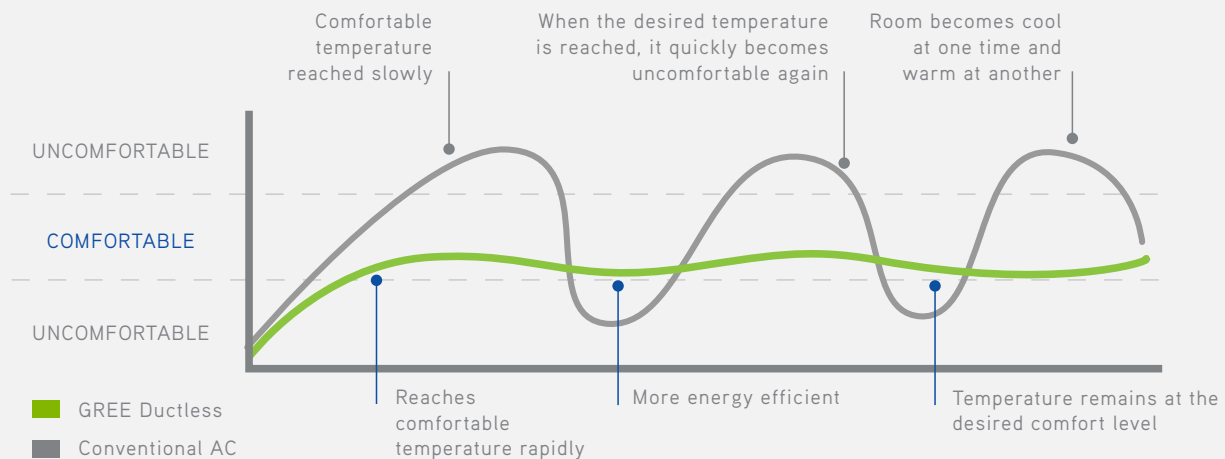
ENERGY  
SAVINGS

ECO-FRIENDLY  
REFRIGERANT

## WHERE TO INSTALL

- Houses & rooms that require cooling, heat or both
- Sun & Season rooms
- Open-wall remodels
- Historical structures
- Vacation rentals
- Bonus space - garages, basements, attics, sheds
- Commercial spaces – offices, restaurants, classrooms, hotel/motel, dorms, etc.
- Supplement to inefficient/insufficient systems to maintain desired comfort level

## INVERTER TECHNOLOGY DELIVERS OPTIMAL, STEADY COMFORT



# GREE TECHNOLOGY: EFFICIENCY FEATURES FOR **MAXIMUM PERFORMANCE**



**GREE'S LOAD MATCH VARIABLE  
SPEED COMPRESSOR**

VS.



**TRADITIONAL SINGLE  
SPEED COMPRESSOR**

## KEY FACTORS FOR **HIGH EFFICIENCY**

### **INTEGRATED EVAPORATOR**

Compact design minimizes indoor unit size while greatly enhancing coil performance.

### **INTEGRATED DESIGN**

Integrated rear chassis and water tray avoids water leakage & reduces noise.

### **DUAL SIDE INSTALLATION**

Choose left or right piping outlet for easier installation.

### **LOW VOLTAGE START UP**

Unit can operate from 187V to 253V, adapting to unstable power supply while providing better PCB protection.

### **AUTO RESTART**

After power outage, unit automatically recovers to previous settings.

## CONTROLS

- Cutting-edge micro-circuit for precise inverter control



## REFRIGERATION

- Stable, reliable compressor
- Larger heat exchanger with optimized piping
- Electronic expansion valve (EEV) for precise refrigerant flow

## AIRFLOW

- Enlarged air intake and outlet
- Optimized crossflow fan design with larger air volume to enhance heat exchange efficiency
- Optimized axial fan design with larger diameter for greater volume and higher efficiency control

## AUTO-CLEAN FUNCTION

- Easy removal of dirt and odors through proprietary cleansing process of evaporator
- Units performs 4-stage process to remove unwanted particles from coil: condenses, frosts, sterilizes and defrosts



- LOW FREQUENCY TORQUE CONTROL
- HIGH-SPEED MICROPROCESSORS
- AUTOMATIC VOLTAGE ADAPTION
- HIGH RELIABILITY
- ECO-FRIENDLY R410A REFRIGERANT



# RELIABILITY IS IN THE DESIGN

## QUIET, HIGH-EFFICIENCY FAN

Tri-Blade axial fan is resistant to high temperatures and operates quietly.

## DURABLE STEEL FINISH

Outdoor unit cabinets are built with heavy gauge rolled steel and coated with weather-resistant paint to withstand harsh conditions all year round.

## SELF-DIAGNOSIS

Automatic system diagnostics continuously scans for errors or malfunctions. Fault codes are shown on the unit display to facilitate troubleshooting and repair.

## COIL PROTECTION

Acrylic resin coil coating maintains excellent heat transfer, resists corrosive elements and provides years of reliable service.

## HIGH TEMP RESISTANCE CIRCUIT BOARDS

Reliable printed circuit boards (PCB) operate in temperatures up to 185°F while protected by a fire-proof metal casing.

## SELF-DRAINING BASE PAN

Condensate water drains freely to help prevent freezing in base pan.

**Note:** Not all GREE products have each one of these features. Consult individual product guides for specific features and functions.

# ULTRA CAPABILITIES FOR **EXTREME** CONDITIONS


Available in Single & Multi-Zone systems.

**COOLING RANGE:** -20°F - 129°F

**HEATING RANGE:** -31°F - 75°F



# THE **PROOF** IS IN THE **COMFORT...**



## LOW NOISE

Noise lower than typical library sound levels for the ultimate in quiet unobtrusiveness.

## INTELLIGENT DEFROSTING

While traditional defrosting activates for a set time period (for example, 10 minutes every hour), GREE's Intelligent Defrost only operates when needed: getting the job done efficiently without wasting energy.

## TURBO COOLING

Press "Turbo" button on remote controller to maximize air flow and reach desired temperature in the shortest possible time.

## 4-WAY AIR FLOW

Louvers can be vertically or horizontally adjusted to direct airflow towards anywhere in the room to maximize room comfort.

## MULTIPLE FAN SPEEDS

















Choose your desired airflow, from super low to turbo. The SAPPHIRE models have 7 discrete fan speeds.

## I-FEEL

Senses temperature at the remote controller instead of at the indoor unit. Adjusts airflow & temperature accordingly for personal comfort and energy savings.

# PRODUCT LINEUP

## SINGLE-ZONE SYSTEMS

							
		4LIV09HP115V1AH      4LIV12HP115V1AH			4LIV09HP230V1AH      4LIV12HP230V1AH		
	See the 230V Indoor unit options →						
	9k, 12k 18k, 24k		12k, 18k, 24k				
							
SAP09HP230V1AH      SAP12HP230V1AH      SAP18HP230V1AH      SAP24HP230V1AH							

## CENTRAL AIR

						FLEXE60HP230V1AH
	FLEXE24HP230V1AH      FLEXE30HP230V1AH      FLEXE36HP230V1AH      FLEXE42HP230V1AH      FLEXE48HP230V1AH      FLEXE60HP230V1AH					
					A COIL → 	
	FLEXX24HP230V1BH      FLEXX36HP230V1BH      FLEXX48HP230V1BH      FLEXX60HP230V1BH      FLEXX24C					

## MULTI-ZONE: INDOOR UNITS

									
	4LIV05HP230V1AH      4LIV07HP230V1AH      4LIV09HP230V1AH      4LIV12HP230V1AH      4LIV18HP230V1AH      4LIV24HP230V1AH								
	WALL MOUNT								
		3VIR09HP230V1AH*      3VIR12HP230V1AH*      3VIR18HP230V1AH*      3VIR24HP230V1AH*							
	CEILING CASSETTE *								
		SAP09HP230V1AH      SAP12HP230V1AH      SAP18HP230V1AH      SAP24HP230V1AH							
DECORATIVE GRILLE SOLD SEPARATELY	CEILING CASSETTE *								
		CAS12HP230V1BC      CAS18HP230V1BC      CAS24HP230V1BC							
SLIM DUCT *	DECORATIVE GRILLE SOLD SEPARATELY								
		CASGRILLEBSM      CASGRILLEBSM      CASGRILLEBLG							
	SLIM DUCT *								
		DUCT09HP230V1BD      DUCT12HP230V1BD      DUCT18HP230V1BD      DUCT24HP230V1BD							
	UNIVERSAL * FLOOR / CEILING								
		FLR09HP230V1BF      FLR12HP230V1BF      FLR18HP230V1BF      FLR24HP230V1BF							
MINI FLOOR CONSOLE	SLIM DUCT *								
		CONS09HP230V1AF      CONS12HP230V1AF      CONS18HP230V1AF							

\*Compatible with single zone VIREO GEN3 Outdoor Unit.





4LIV18HP230V1AH



4LIV24HP230V1AH



4LIV30HP230V1AH



4LIV36HP230V1AH



4LIV\*\*HP\*\*V1AO

or



9k, 12k 18k, 24k

or



9k, 12k 18k, 24k

Vireo GEN3 systems also work with the cassettes, slim ducts, and floor/ceiling units located in the Multi-Zone section below.



3VIR\*\*HP230V1BO



SAP\*\*HP230V1AO

vireo+ ULTRA



VIRU30HP230V1AH



VIRU36HP230V1AH



VIRU\*\*HP230V1AO



FLEXE60HP230V1AH



FLEXE24HP230V1AO



FLEXE30HP230V1AO



FLEXE36HP230V1AO



FLEXE42HP230V1AO



FLEXE48HP230V1AO



FLEXE60HP230V1AO



FLEXX36C



FLEXX48C



FLEXX60C



FLEXX36HP230V1AO



FLEXX60HP230V1AO

### MULTI-ZONE: OUTDOOR UNITS

GEN2 MULTI



MULTI18HP230V1EO



MULTI24HP230V1EO



MULTI30HP230V1EO



MULTI36HP230V1EO



MULTI42HP230V1EO

MULTI+ULTRA



MULTIU18HP230V1DO



MULTIU24HP230V1DO



MULTIU36HP230V1DO



MULTIU42HP230V1DO

### MULTI-PRO SYSTEMS

MULTI+PRO



GMV-24WL/C-T(U)



GMV-28WL/C-T(U)



GMV-36WL/C-T(U)



GMV-48WL/C-T(U)



GMV-60WL/C-T(U)

9 INDOOR UNITS TO CHOOSE

- Wall Mount
- Multi-Position Air Handler
- Horizontal Slim Ducted
- 360 Compact Ceiling Cassette
- 360 Standard Ceiling Cassette
- One-Way Cassette
- Two-Way Cassette
- Console
- Floor Ceiling



GMV-36WL/B-T(U)



GMV-48WL/B-T(U)

### ULTRA HEAT MODELS

\*Actual product appearance may vary from images shown.





**Save Energy.  
Get a GREE.**







REE

74  
☀️ ❄️ 🌀

## HEAT PUMP SYSTEMS

Heat pumps are the optimal solution for **cooling and heating** your home. Unlike traditional furnaces that create heat from burning oil or gas, heat pumps use the refrigeration cycle to transfer thermal energy.

## WHAT DOES THIS MEAN FOR YOU?

- ✔️ Consume up to 50% less energy
- ✔️ Reduce load on electric grid
- ✔️ Support shift from fossil fuels to renewable energy sources
- ✔️ Lower greenhouse gas emissions



# SINGLE-ZONE APPLICATIONS & BENEFITS



Solve those too-hot/too-cold “problem areas”







Gain that extra living space in your home...



Add that guest cottage or getaway place in your backyard or above the garage...





# HEATING AND COOLING YOU CAN COUNT ON

115V & 230V MODELS



## QUIET, EFFICIENT AND OH-SO-SOPHISTICATED.

Slim, stylish and elegant, the latest Livo GEN4 units are designed to be energy efficient at an affordable price. These 17.5-20 SEER2 heat pump systems are built around GREE's variable speed compressor technology, using eco-friendly R410A refrigerant.

- HIGH EFFICIENCY, UP TO 20 SEER2 / 8.8 HSPF2
- COOLING RANGE: -4°F - 122°F
- HEATING RANGE: -13°F - 75°F
- PRECISE AIRFLOW CONTROL
- BUILT-IN WIFI
- AUTO - CLEAN FUNCTION

- G10 inverter technology
- I-Feel function
- Multiple fan speeds
- Sleep function
- Acrylic resin coil coating
- Dehumidification
- Intelligent preheating
- Automatic voltage adaption
- Low voltage start-up
- Self-diagnosis
- Swing louver control
- LED display settings
- Privacy lock mode
- Cooling range: -4°F - 122°F
- Heating range: -13°F - 75°F
- Auto-Clean



09-24k



30-36k



LIVO GEN4		4LIV09HP115V1A*	4LIV12HP115V1A*	4LIV09HP230V1A*	4LIV12HP230V1A*	4LIV18HP230V1A*	4LIV24HP230V1A*	4LIV30HP230V1A*	4LIV36HP230V1A*
System Type		HEAT PUMP							
<b>SYSTEM PERFORMANCE</b>									
Cooling Capacity (Min-Max)	Btu/h	9100 (3000 - 11000)	12000 (2388 - 13307)	9100 (2800 - 10300)	12000 (2388 - 13307)	17600 (3753 - 19960)	22000 (6824 - 25249)	30000 (7780 - 35500)	33600 (7500 - 37200)
Heating Capacity (Min-Max)	Btu/h	10000 (2200 - 13000)	12000 (2388 - 15013)	10000 (2200 - 12200)	12000 (2388 - 15013)	19100 (2730 - 22519)	24000 (5971 - 27296)	30000 (9100 - 36850)	34600 (10200 - 38500)
SEER2 / EER2		19.5 / 11.3	17.5 / 8.7	19.5 / 11.3	17.5 / 8.7	17.5 / 10.1	18 / 11.6	20 / 11.3	20 / 10.5
HSPF2 / COP		8.6 / 3.6	8.5 / 3.5	8.8 / 3.8	8.5 / 3.5	8.5 / 3.2	8.5 / 3.4	8.5 / 3.4	8.5 / 3.2
Energy Star®		NO	NO	NO	NO	NO	NO	NO	NO
Cooling Temperature Range	°F	0 - 115	0 - 115	0 - 115	0 - 115	0 - 115	0 - 122	-4 - 115	-4 - 115
Heating Temperature Range	°F	-13 - 75	-13 - 75	-13 - 75	-13 - 75	-13 - 75	-13 - 75	-13 - 75	-13 - 75
Refrigerant Type		R410A				R410A			
<b>INDOOR UNIT DATA</b>		<b>4LIV09HP115V1AH</b>	<b>4LIV12HP115V1AH</b>	<b>4LIV09HP230V1AH</b>	<b>4LIV12HP230V1AH</b>	<b>4LIV18HP230V1AH</b>	<b>4LIV24HP230V1AH</b>	<b>4LIV30HP230V1AH</b>	<b>4LIV36HP230V1AH</b>
Air Flow (Min-Max)	CFM	159 - 353	182 - 424	159 - 353	182 - 424	283 - 618	412 - 677	471 - 912	471 - 912
Sound Pressure Level (Min-Max)	dB(A)	26 - 41	27 - 47	26 - 41	27 - 47	32 - 50	36 - 51	37 - 56	37 - 56
Dehumidification	pt/hr	1.69	2.96	1.69	2.96	3.80	5.28	7.40	7.40
External Dimensions (W x H x D)	in	32 7/8 x 10 7/8 x 7 7/8	32 7/8 x 10 7/8 x 7 7/8	32 7/8 x 10 7/8 x 7 7/8	32 7/8 x 10 7/8 x 7 7/8	37 1/8 x 13 1/8 x 9 11/16	42 7/16 x 13 1/8 x 9 11/16	53 3/16 x 12 13/16 x 9 15/16	53 3/16 x 12 13/16 x 9 15/16
Package Dimension (WxHxD)	in	35 1/4 x 13 5/8 x 10 11/16	35 1/4 x 13 5/8 x 10 11/16	35 1/4 x 13 5/8 x 10 11/16	35 1/4 x 13 5/8 x 10 11/16	39 7/16 x 15 15/16 x 12 11/16	44 5/8 x 16 5/16 x 13 1/8	56 3/4 x 16 5/8 x 14 1/2	56 3/4 x 16 5/8 x 14 1/2
Weight (Net / Gross)	lbs	19.8 / 24.3	19.8 / 24.3	19.8 / 24.3	19.8 / 24.3	28.7 / 34.2	33.1 / 39.7	44.1 / 54.0	44.1 / 54.0
<b>OUTDOOR UNIT DATA</b>		<b>4LIV09HP115V1AO</b>	<b>4LIV12HP115V1AO</b>	<b>4LIV09HP230V1AO</b>	<b>4LIV12HP230V1AO</b>	<b>4LIV18HP230V1AO</b>	<b>4LIV24HP230V1AO</b>	<b>4LIV30HP230V1AO</b>	<b>4LIV36HP230V1AO</b>
Compressor Type		GREE G-10 / 2 - STAGE INVERTER				GREE G-10 / 2 - STAGE INVERTER			
Sound Pressure Level	dB(A)	51	52	51	52	57	57	62	62
External Dimensions (W x H x D)	in	28 13/16 x 21 7/8 x 13	28 13/16 x 21 7/8 x 13	28 13/16 x 21 7/8 x 13	28 13/16 x 21 7/8 x 13	31 5/8 x 21 7/8 x 13 13/16	37 3/4 x 26 x 15 7/8	39 3/8 x 29 3/8 x 16 13/16	39 3/8 x 29 3/8 x 16 13/16
Package Dimension (W x H x D)	in	31 5/16 x 24 3/4 x 14 13/16	31 5/16 x 24 3/4 x 14 13/16	31 5/16 x 24 3/4 x 14 13/16	31 5/16 x 24 3/4 x 14 13/16	34 6/16 x 24 7/16 x 15 11/16	40 5/8 x 29 1/16 x 17 15/16	42 9/16 x 31 15/16 x 19 1/16	42 9/16 x 31 15/16 x 19 1/16
Weight (Net / Gross)	lbs	59.5 / 65.0	59.5 / 65.0	56.2 / 61.7	57.3 / 62.8	71.7 / 77.2	97.0 / 106.9	113.6 / 124.6	127.9 / 138.9
<b>REFRIGERANT PIPING</b>									
Refrigerant Charge - R410A	oz	24.3	24.7	24.7	27.5	44.1	52.9	74.1	84.7
Additional Charge	oz/ft	0.2	0.2	0.2	0.2	0.2	0.5	0.5	0.5
Line Set Size (Liquid - Gas) - Flared Connections	in	1/4 - 3/8	1/4 - 3/8	1/4 - 3/8	1/4 - 3/8	1/4 - 1/2	1/4 - 5/8	1/4 - 5/8	1/4 - 5/8
Pre-Charge Length	ft	25				25			
Pipe Length (Min - Max)	ft	10 - 66	10 - 66	10 - 66	10 - 66	10 - 100	10 - 131	10 - 131	10 - 131
Max. Pipe Elevation	ft	40	40	40	40	50	82	82	82
<b>ELECTRICAL</b>									
Power Supply		115V / 1PH / 60 HZ				208-230V / 1Ph / 60Hz			
Voltage Range (Min - Max)	VAC	103-127				187-253			
Rated Current - Cooling	A	17.5	18	6.5	6.7	9.5	12	19	20
Rated Current - Heating	A	18	18	7	7.4	9.5	12	18	18
MCA	A	16	20	9	11	14	15	20	23
MOCP	A	20	30	15	15	20	20	30	35
Main Power Wire Size	AWG	Per Local Code				Per Local Code			
Interconnecting Wire Size	AWG	14 / 4				14 / 4			
<b>LIMITED WARRANTY</b>									
5 Years Parts, 7 Years Compressor – Residential & Commercial									



# EFFICIENT AND FLEXIBLE TO FIT YOUR LIFESTYLE

**SINGLE-ZONE 230V**



## ELEVATE THE ATMOSPHERE IN ANY ROOM.

The Energy Star®-compliant\* Vireo GEN3 line brings dramatic new performance and style to every room. Never before has it been so easy to maintain constant indoor comfort, regardless of the outdoor conditions.

- 4 INDOOR UNITS TO CHOOSE
- HIGH EFFICIENCY, UP TO 25.5
- SEER2 / 10.2 HSPF2
- HEATING DOWN TO -22°F
- COOLING DOWN TO -20°F
- AUTO-CLEAN FUNCTION
- SUB-ZERO COOLING CAPABILITIES

- Smart Home Integration
- Ultra heat down to -22F
- Ultra cool down to -20F
- 7 fan speeds + Turbo
- Intelligent defrost
- Low voltage start-up
- Automatic voltage adaptation
- Intelligent preheating
- Easier to Clean/Change Filters
- Optimized Airflow Design
- Timer function
- Remote & wired controller options
- I-Feel function
- Swing louver control
- Privacy lock mode

\* See individual indoor unit for compliance





VIREO GEN3		3VIR09HP230V1**	3VIR12HP230V1**	3VIR18HP230V1**	3VIR24HP230V1**
System Type		HEAT PUMP			
<b>SYSTEM PERFORMANCE</b>		SEE INDIVIDUAL INDOOR UNIT DATA TABLES			
OUTDOOR UNIT		3VIR09HP230V1BO	3VIR12HP230V1BO	3VIR18HP230V1BO	3VIR24HP230V1BO
Cooling Temperature Range	°F	-20 - 122	-20 - 122	-20 - 122	-20 - 122
Heating Temperature Range	°F	-22 - 86	-22 - 86	-22 - 86	-22 - 86
Refrigerant Type		R410A			
Compressor Type		G-10 / 1 - Stage Inverter			
Sound Pressure Level	dB(A)	52	52	59	62
External Dimensions (W x H x D)	in	31 5/8 x 21 7/8 x 13 13/16	31 5/8 x 21 7/8 x 13 13/16	37 3/4 x 26 x 15 7/8	39 3/8 x 29 3/8 x 16 13/16
Package Dimension (W x H x D)	in	34 3/8 x 24 7/16 x 15 11/16	34 3/8 x 24 7/16 x 15 11/16	40 5/8 x 29 1/16 x 18	42 9/16 x 31 15/16 x 19 1/16
Weight (Net / Gross)	lbs	70.6 / 76.1	70.6 / 76.1	98.1 / 106.9	125.7 / 136.7
<b>REFRIGERANT PIPING</b>					
Refrigerant Charge - R410A	oz	35.3	42.3	54.7	60
Additional Charge	oz/ft	0.2	0.2	0.5	0.5
Line Set Size (Liquid - Gas) - Flared Connections	in	LINE SET SIZED BY INDOOR UNIT VALVE SIZE			
Pre-Charge Length	ft	25			
Pipe Length (Min / Max)	ft	10 / 66	10 / 66	10 / 100	10 / 131
Max. Pipe Elevation	ft	40	40	50	82
<b>ELECTRICAL</b>					
Power Supply		208-230V / 1Ph / 60Hz			
Voltage Range (Min - Max)		187 - 253			
Rated Current - Cooling	A	4.7	6.3	11.5	15.3
Rated Current - Heating	A	6	6.7	11.5	13.5
MCA	A	10	10	14	16
MOCP	A	15	15	20	25
Main Power Wire Size	AWG	Per Local Code			
Communication Wire Size	AWG	14 / 4			
<b>LIMITED WARRANTY</b>		<b>5 Years Parts, 7 Years Compressor – Residential &amp; Commercial</b>			

# 4 INDOOR UNITS TO CHOOSE

- Wall Mount
- Ceiling Cassette
- Universal Floor/Ceiling
- Slim Duct (High Static)



Slim compact design hangs inconspicuously on the wall and mixes with most interior designs. Built-in WIFI technology allows local to long distance control from smartphones with the GREE+ smart app.

## WALL MOUNT

MODEL		3VIR09HP230V1AH & BH <sup>1</sup>	3VIR12HP230V1AH & BH <sup>1</sup>	3VIR18HP230V1AH & BH <sup>1</sup>	3VIR24HP230V1AH & BH <sup>1</sup>
System Type		HEAT PUMP			
<b>SYSTEM PERFORMANCE</b>					
Cooling Capacity (Min-Max)	Btu/h	9100 (1535 - 10747)	12000 (3071 - 14098)	18000 (5118 - 21154)	22000 (8870 - 28000)
Heating Capacity (Min-Max)	Btu/h	10500 (3412 - 14672)	12000 (3071 - 15501)	18000 (5118 - 21154)	24000 (7200 - 30708)
SEER2 / EER2		25.5 / 14.7	24 / 12.5	23.5 / 13	24.5 / 13.1
HSPF2 / COP		10.2 / 3.9	9 / 3.8	9 / 3.8	9.5 / 3.8
Energy Star®		YES	YES	YES	YES
<b>INDOOR UNIT DATA</b>		3VIR09HP230V1AH & BH <sup>1</sup>	3VIR12HP230V1AH & BH <sup>1</sup>	3VIR18HP230V1AH & BH <sup>1</sup>	3VIR24HP230V1AH & BH <sup>1</sup>
Air Flow (Min-Max)	CFM	159 - 353	182 - 424	353 - 618	412 - 677
Sound Pressure Level (Min-Max)	dB(A)	25 - 40	27 - 43	29 - 49	34 - 52
Dehumidification	pt/hr	1.69	2.96	3.80	5.07
External Dimensions (W x H x D)	in	32 1/2 x 11 9/16 x 7 3/4	32 1/2 x 11 9/16 x 7 3/4	38 11/16 x 12 1/4 x 8 3/4	42 3/8 x 13 1/8 x 9 11/16
Package Dimension (W x H x D)	in	34 7/16 x 14 3/8 x 10 9/16	34 7/16 x 14 3/8 x 10 9/16	41 1/8 x 15 3/16 x 11 3/4	44 5/8 x 16 5/16 x 13 1/8
Weight (Net / Gross)	lbs	20.9 / 25.4	20.9 / 25.4	28.7 / 35.3	35.3 / 41.9
<b>REFRIGERANT PIPING</b>					
Line Set Sized by Indoor Unit (Liquid - Gas)	in	1/4 - 3/8	1/4 - 1/2	1/4 - 5/8	1/4 - 5/8
<b>ELECTRICAL</b>					
Power Supply		208-230V / 1Ph / 60Hz (Powered by the Outdoor Unit)			
<b>LIMITED WARRANTY</b>		<b>5 Years Parts, 7 Years Compressor – Residential &amp; Commercial</b>			

<sup>1</sup>AH=MATT FINISH AND BH=SMOOTH FINISH



Suitable for any room; installs easily in suspended ceilings.

## CEILING CASSETTE

MODEL		CAS12HP230V1BC	CAS18HP230V1BC	CAS24HP230V1BC
System Type		HEAT PUMP		
<b>SYSTEM PERFORMANCE</b>				
Cooling Capacity - Nominal	Btu/h	12000	14400	22800
Heating Capacity - Nominal	Btu/h	13000	16000	27400
SEER2 / EER2		24 / 12.5	19 / 10.3	21 / 13.1
HSPF2 / COP		8.5 / 4	9.5 / 3.3	9.5 / 3.6
Energy Star®		YES	NO	YES
<b>INDOOR UNIT DATA</b>		CAS12HP230V1BC	CAS18HP230V1BC	CAS24HP230V1BC
Air Flow (Min-Max)	CFM	265 - 383	265 - 418	518 - 753
Sound Pressure Level (Min - Max)	dB(A)	34 - 44	35 - 47	36 - 47
Dehumidification	pt/hr	3.0	3.8	5.3
External Dimensions (W x H x D)	in	23 1/2 x 9 1/2 x 23 1/2	23 1/2 x 9 1/2 x 23 1/2	33 x 9 1/2 x 33
Package Dimension (W x H x D)	in	30 1/2 x 11 1/4 x 29	30 1/2 x 11 1/4 x 29	37 1/2 x 12 1/8 x 37 1/2
Weight (Net / Gross)	lbs	55.0 / 66.2	56.3 / 67.3	72.8 / 88.2
<b>CASSETTE GRILLE (Required)</b>		CASGRILLEBSM	CASGRILLEBSM	CASGRILLEBLG
Grille Dimension (W x H x D)	in	26 3/8 x 2 x 26 3/8	26 3/8 x 2 x 26 3/8	37 7/16 x 2 3/8 x 37 7/16
Package Dimension (W x H x D)	in	30 X 3 1/2 X 30	30 X 3 1/2 X 30	40 1/2 x 4 5/8 x 40 3/4
Weight (Net / Gross)	lbs	7.7 / 11.0	7.7 / 11.0	15.4 / 24.3
<b>REFRIGERANT PIPING</b>				
Line Set Sized by Indoor Unit (Liquid - Gas)	in	1/4 - 3/8	1/4 - 1/2	3/8 - 5/8
<b>ELECTRICAL</b>				
Power Supply		208-230V / 1Ph / 60Hz (Powered by the Outdoor Unit)		
<b>LIMITED WARRANTY</b>		<b>5 Years Parts, 7 Years Compressor – Residential &amp; Commercial</b>		



Slender, lightweight and attractive; ideal for limited spaces.  
Suspend from the ceiling or mount low on the wall.

## UNIVERSAL FLOOR/CEILING

MODEL		FLR09HP230V1BF	FLR12HP230V1BF	FLR18HP230V1BF	FLR24HP230V1BF
System Type		HEAT PUMP			
<b>SYSTEM PERFORMANCE</b>					
Cooling Capacity - Nominal	Btu/h	8500	11900	17000	22800
Heating Capacity - Nominal	Btu/h	9500	13100	17800	27400
SEER2 / EER2		19 / 13	18.5 / 11.5	19 / 11.3	20 / 13.1
HSPF2 / COP		9.5 / 3.8	8.5 / 3.5	8.3 / 3.3	9 / 3.5
Energy Star®		YES	NO	NO	YES
<b>INDOOR UNIT DATA</b>		<b>FLR09HP230V1BF</b>	<b>FLR12HP230V1BF</b>	<b>FLR18HP230V1BF</b>	<b>FLR24HP230V1BF</b>
Air Flow (Min-Max)	CFM	257 - 412	257 - 412	241 - 400	424 - 560
Sound Pressure Level (Min-Max)	dB(A)	26 - 38	26 - 38	27 - 38	27 - 38
Dehumidification	pt/hr	1.7	3.0	3.8	5.3
External Dimensions (W x H x D)	in	34 1/4 x 26 1/4 x 9 1/4	34 1/4 x 26 1/4 x 9 1/4	34 1/4 x 26 1/4 x 9 1/4	47 1/4 x 26 1/4 x 9 1/4
Package Dimension (W x H x D)	in	40 1/2 x 30 1/4 x 11 1/4	40 1/2 x 30 1/4 x 11 1/4	40 1/2 x 30 1/4 x 11 1/4	53 1/2 x 30 1/4 x 11 1/4
Weight (Net / Gross)	lbs	55.0 / 66.2	55.0 / 66.2	56.3 / 67.3	72.8 / 88.2
<b>REFRIGERANT PIPING</b>					
Line Set Sized by Indoor Unit (Liquid - Gas)	in	1/4 - 3/8	1/4 - 1/2	1/4 - 1/2	3/8 - 5/8
<b>ELECTRICAL</b>					
Power Supply		208-230V / 1Ph / 60Hz (Powered by the Outdoor Unit)			
<b>LIMITED WARRANTY</b>		<b>5 Years Parts, 7 Years Compressor – Residential &amp; Commercial</b>			



Hides above a suspended ceiling or in closet space; delivers air via ducting or suitable ceiling /wall grilles.

## SLIM DUCT

MODEL		DUCT09HP230V1BD	DUCT12HP230V1BD	DUCT18HP230V1BD	DUCT24HP230V1BD
System Type		HEAT PUMP			
<b>SYSTEM PERFORMANCE</b>					
Cooling Capacity - Nominal	Btu/h	9000	12000	18000	24000
Heating Capacity - Nominal	Btu/h	9500	13000	19000	27000
SEER2 / EER2		21 / 13.5	20 / 12.5	21 / 12.7	20 / 13.1
HSPF2 / COP		9 / 3.9	8.5 / 3.8	8.3 / 3.7	9 / 3.9
Energy Star®		YES	YES	YES	YES
<b>INDOOR UNIT DATA</b>		<b>DUCT09HP230V1BD</b>	<b>DUCT12HP230V1BD</b>	<b>DUCT18HP230V1BD</b>	<b>DUCT24HP230V1BD</b>
Air Flow (Min-Max)	CFM	188 - 324	212 / 353	288 / 589	406 / 736
External Static Pressure	In W.c.	0.6	0.6	0.8	0.8
Sound Pressure Level (Min - Max)	dB(A)	25 - 36	26 - 38	26 - 39	28 - 42
Dehumidification	pt/hr	1.70	3.0	3.8	5.3
External Dimensions (W x H x D)	in	32 11/16 x 11 7/8 x 29 11/16	32 11/16 x 11 7/8 x 29 11/16	44 1/2 x 11 7/8 x 29 3/4	44 1/2 x 11 7/8 x 29 3/4
Package Dimension (W x H x D)	in	35 1/4 x 13 5/8 x 31 3/4	35 1/4 x 13 5/8 x 31 3/4	47 5/16 x 13 5/8 x 32	47 5/16 x 13 5/8 x 32
Weight (Net / Gross)	lbs	71 / 84	71 / 84	93 / 107	93 / 107
<b>REFRIGERANT PIPING</b>					
Line Set Sized by Indoor Unit (Liquid - Gas)	in	1/4 - 3/8	1/4 - 1/2	3/8 - 5/8	3/8 - 5/8
<b>ELECTRICAL</b>					
Power Supply		208-230V / 1Ph / 60Hz (Powered by the Outdoor Unit)			
<b>LIMITED WARRANTY</b>		<b>5 Years Parts, 7 Years Compressor – Residential &amp; Commercial</b>			



# OPTIMAL PERFORMANCE IN THE MOST CHALLENGING CLIMATES



- HIGH EFFICIENCY, UP TO 20 SEER2 / 8.5 HSPF2
- HEATING RANGE: - 31°F - 7.5°F
- COOLING RANGE: 0°F TO 115°F
- AVAILABLE IN 30K & 36K

## DISCRETE AND ELEGANT DESIGN.

Discrete and elegant design, the Vireo+ ULTRA unit can cool and heat in extreme conditions... from -31°F to 115°F with utmost energy efficiency. Both sizes include GREE's G10 2 stage / 3 cylinder variable speed compressor technology and Built-in WIFI.





- G10 inverter technology
- 30,000 - 36,000 BTU models
- Heat pump advantage
- Rugged construction
- Multiple fan speeds
- Intelligent defrost
- Acrylic resin coil coating
- Low voltage start-up
- Automatic voltage adaption
- Intelligent preheating
- Washable, polymeric air filters
- Timer function
- Remote & wired controller options
- I-Feel function
- Swing louver control
- Privacy lock mode
- Sleep function
- Energy saving mode
- Fahrenheit / Celsius
- LED display settings
- Self-diagnosis

VIREO+ ULTRA		VIRU30HP230V1A*	VIRU36HP230V1A*
System Type		HEAT PUMP	
<b>SYSTEM PERFORMANCE</b>			
Cooling Capacity (Min-Max)	Btu/h	28000 (5500 - 30700)	33000 (8800 - 40900)
Heating Capacity (Min-Max)	Btu/h	28700 (4400 - 35200)	34600 (16700 - 49400)
SEER2 / EER2		20 / 10.6	18 / 10.3
HSPF2 / COP		8.5 / 3.1	8.5 / 3.2
Energy Star®		NO	NO
Cooling Temperature Range	*F	0 - 115	0 - 115
Heating Temperature Range	*F	-31 - 75	-31 - 75
Refrigerant Type		R410A	R410A
<b>INDOOR UNIT DATA</b>		<b>VIRU30HP230V1AH</b>	<b>VIRU36HP230V1AH</b>
Air Flow (Min-Max)	CFM	441 - 824	441 - 824
Sound Pressure Level (Min-Max)	dB(A)	36 - 55	36 - 55
Dehumidification	pt/hr	6.34	7.40
External Dimensions (W x H x D)	in	53 3/16 x 12 5/8 x 10	53 3/16 x 12 5/8 x 10
Package Dimension (W x H x D)	in	57 x 16 5/8 x 14	57 x 16 5/8 x 14
Weight (Net / Gross)	lbs	42 / 52	42 / 52
<b>OUTDOOR UNIT DATA</b>		<b>VIRU30HP230V1AO</b>	<b>VIRU36HP230V1AO</b>
Compressor Type		GREE G-10 / 2 - STAGE / 3 CYLINDER INVERTER	
Sound Pressure Level	dB(A)	61	63
External Dimensions (W x H x D)	in	43 5/8 x 43 1/2 x 17 5/16	43 5/8 x 43 1/2 x 17 5/16
Package Dimension (W x H x D)	in	45 5/8 x 48 5/8 x 19	45 5/8 x 48 5/8 x 19
Weight (Net / Gross)	lbs	229 / 240	254 / 265
<b>REFRIGERANT PIPING</b>			
Refrigerant Charge - R410A	oz	123.5	123.5
Additional Charge	oz/ft	0.3	0.3
Line Set Size (Liquid - Gas) - Flared Connections	in	1/4 - 5/8	1/4 - 5/8
Pre-Charge Length	ft	25	
Pipe Length (Min - Max)	ft	10 - 165	10 - 165
Max. Pipe Elevation	ft	100	100
<b>ELECTRICAL</b>			
Power Supply		208-230V / 1Ph / 60Hz	
Voltage Range (Min - Max)	VAC	187 - 253	
Rated Current - Cooling	A	17	19
Rated Current - Heating	A	25	30
MCA	A	30	32
MOCP	A	50	50
Main Power Wire Size	AWG	Per Local Code	
Interconnecting Wire Size	AWG	14 / 4	
<b>LIMITED WARRANTY</b>		5 Years Parts, 7 Years Compressor - Residential & Commercial	



## DISCOVER THE **PREMIER GEM** OF HEATING AND COOLING



### THE HALLMARK OF ELEGANCE & FUNCTIONALITY.

With the Sapphire wall mount ductless mini-splits, you can keep any room comfortable without sacrificing aesthetics. The quiet, unobtrusive design delivers advanced performance with an industry-best energy efficiency rating of up to 27 SEER2 in cooling and 11 HSPF2 in heating.

- HIGH EFFICIENCY, 27 SEER2 / 11 HSPF2
- INTELLIGENT DEFROST
- SELF-DIAGNOSIS
- SIMPLE OPERATION
- HEATING RANGE: - 22°F - 129°F
- COOLING RANGE: 0°F T O 129°F

- Built-in WIFI
- Ultra heat down to -22°F
- Energy Star®
- High efficiency, up to 27 SEER2 / 11 HSPF2
- Precise airflow control
- Multiple fan speeds
- Intelligent preheating
- Intelligent defrost
- Low voltage start-up
- Sleek look to blend with your decor
- I-Feel function
- Privacy lock mode
- Sleep function
- Timer function
- Self-diagnosis
- Cleanable air filter



SAPHIRE		SAP09HP230V1A*	SAP12HP230V1A*	SAP18HP230V1A*	SAP24HP230V1A*
System Type		HEAT PUMP			
<b>SYSTEM PERFORMANCE</b>					
Cooling Capacity (Min-Max)	Btu/h	9000 (1535 - 12966)	12000 (2900 - 15354)	18000 (4094 - 21837)	22000 (6800 - 30700)
Heating Capacity (Min-Max)	Btu/h	9000 (2388 - 13648)	12200 (3071 - 18766)	18000 (4094 - 24566)	24000 (6800 - 32000)
SEER2 / EER2		27 / 16.6	24 / 14	22 / 13.5	21.5 / 13
HSPF2 / COP		11 / 4.3	8.5 / 3.8	10 / 3.5	9.5 / 3.5
Energy Star®		YES	YES	YES	YES
Cooling Temperature Range	*F	0 - 129	0 - 129	0 - 129	0 - 129
Heating Temperature Range	*F	-22 - 75	-22 - 75	-22 - 75	-22 - 75
Refrigerant Type		R410A			
<b>INDOOR UNIT DATA</b>		<b>SAP09HP230V1AH</b>	<b>SAP12HP230V1AH</b>	<b>SAP18HP230V1AH</b>	<b>SAP24HP230V1AH</b>
Air Flow (Min-Max)	CFM	206 - 424	235 - 500	353 - 736	383 - 824
Sound Pressure Level (Min-Max)	dB(A)	19 - 46	22 - 49	34 - 51	34-54
Dehumidification	pt/hr	1.69	2.96	3.80	4.23
External Dimensions (W x H x D)	in	39 7/8 x 12 1/8 x 8 3/4	39 7/8 x 12 1/8 x 8 3/4	44 3/16 x 13 x 9 13/16	44 3/16 x 13 x 9 13/16
Package Dimension (W x H x D)	in	42 7/16 x 14 13/16 x 11 13/16	42 7/16 x 14 13/16 x 11 13/16	46 7/8 x 16 x 13 3/16	46 7/8 x 16 x 13 3/16
Weight (Net / Gross)	lbs	29.8 / 36.4	29.8 / 36.4	36.4 / 44.1	35.3 / 41.9
<b>OUTDOOR UNIT DATA</b>		<b>SAP09HP230V1AO</b>	<b>SAP12HP230V1AO</b>	<b>SAP18HP230V1AO</b>	<b>SAP24HP230V1AO</b>
Compressor Type		GREE G-10 / 2 - STAGE INVERTER			
Sound Pressure Level	dB(A)	57	53	59	59
External Dimensions (W x H x D)	in	35 13/32 x 23 1/2 x 14 7/8	35 13/32 x 23 1/2 x 14 7/8	38 5/8 x 31 1/8 x 16 13/16	38 5/8 x 31 1/8 x 16 13/16
Package Dimension (W x H x D)	in	37 3/16 x 24 13/16 x 16 7/16	37 3/16 x 24 13/16 x 16 7/16	42 1/2 x 33 1/8 x 19 1/8	42 1/2 x 33 1/8 x 19 1/8
Weight (Net / Gross)	lbs	99.2 / 105.8	99.2 / 105.8	141.1 / 152.1	147.7 / 158.8
<b>REFRIGERANT PIPING</b>					
Refrigerant Charge - R410A	oz	50.4	49.4	70.6	81.1
Additional Charge	oz/ft	0.2	0.2	0.5	0.5
Line Set Size (Liquid - Gas) - Flared Connections	in	1/4 - 1/2	1/4 - 1/2	1/4 - 5/8	1/4 - 5/8
Pre-Charge Length	ft	25			
Pipe Length (Min - Max)	ft	10 - 49	10 - 98	10 - 131	10 - 164
Max. Pipe Elevation	ft	33	49	66	98
<b>ELECTRICAL</b>					
Power Supply		208-230V / 1Ph / 60Hz			
Voltage Range (Min - Max)	VAC	187-253			
Rated Current - Cooling	A	6.2	6.5	10.8	16.4
Rated Current - Heating	A	6.9	6.9	10.8	16.4
MCA	A	9	9	22	22
MOCP	A	15	15	30	35
Main Power Wire Size	AWG	Per Local Code			
Interconnecting Wire Size	AWG	14 / 4			
<b>LIMITED WARRANTY</b>		5 Years Parts, 7 Years Compressor - Residential & Commercial			





# CENTRAL AIR FLEXIBILITY COMFORT AND VALUE.



- 24V THERMOSTAT
- UP TO 15.5 SEER2 / 7.8 HSPF2
- COOLING RANGE 5°F - 118°F
- HEATING RANGE: 5°F - 75°F

## EFFICIENCY, COMFORT AND VALUE WITH THE FLEXX ECO

With the FLEXX ECO as your Central Air system, experience comfort and flexibility. Equipped with GREE's inverter technology, both compressor and motor automatically adapt to changing ambient temperatures, ensuring optimal performance and energy efficiency. With 24 VAC flexibility, the FLEXX ECO delivers up to 15.5 SEER2/7.8 HSPF2 results. Our compact single-fan outdoor units save valuable space while granting you installation freedom on both ground and wall.

- High efficiency, up to 15.5 SEER2 / 7.8 HSPF2
- Cooling range: 5°F - 118°F
- Heating range: 5°F - 75°F
- Sound levels down to 56 dB(A) on outdoor unit
- Conventional, 24 VAC thermostat control
- Eco-friendly R410A refrigerant
- All FLEXX ODU's have golden fin and all IDU's have blue fin
- Golden Fin Equipment - 1500 Hrs Salt Spray tested
- Blue Fin Equipment - 500 Hrs Salt Spray test





**FLEXX ECO HEAT PUMP**

Outdoor Model	FLEXE24HP230V1AO	FLEXE30HP230V1AO	FLEXE36HP230V1AO	FLEXE42HP230V1AO	FLEXE48HP230V1AO	FLEXE60HP230V1AO
Indoor Model	FLEXE24HP230V1AH	FLEXE30HP230V1AH	FLEXE36HP230V1AH	FLEXE42HP230V1AH	FLEXE48HP230V1AH	FLEXE60HP230V1AH

**SYSTEM PERFORMANCE**

Cooling Capacity @95°F	Btu/h	23000	28600	34000	40000	46000	54000
Heating Capacity @47°F	Btu/h	23000	28600	34000	40000	46000	54000
Heating Capacity @17°F	Btu/h	14600	18600	19000	25000	26000	30000
Heating Capacity @5°F	Btu/h	13100	16100	18700	23400	26200	31400
SEER2		15.5	15.2	15.5	15.5	15	15.2
EER2		10.5	10	10	10	8.6	10
HSPF2		7.8	7.8	7.7	7.8	7.7	7.8
COP @5°F		1.8	1.8	1.8	1.8	1.8	1.8
COP @47°F		3.1	2.9	2.9	2.8	2.7	2.9
Energy Star®		NO	NO	NO	NO	NO	NO
Cooling Temperature Range	°F	5 - 118	5 - 118	5 - 118	5 - 118	5 - 118	5 - 118
Heating Temperature Range	°F	5 - 75	5 - 75	5 - 75	5 - 75	5 - 75	5 - 75

Refrigerant Type R410A

**OUTDOOR UNIT DATA**

		FLEXE24HP230V1AO	FLEXE30HP230V1AO	FLEXE36HP230V1AO	FLEXE42HP230V1AO	FLEXE48HP230V1AO	FLEXE60HP230V1AO
Power Supply	VAC	208-230V / 1Ph / 60 Hz	208-230V / 1Ph / 60 Hz	208-230V / 1Ph / 60 Hz	208-230V / 1Ph / 60 Hz	208-230V / 1Ph / 60 Hz	208-230V / 1Ph / 60 Hz
Sound Pressure Level	dB(A)	56	58	60	62	63	65
Control Voltage	VAC	24	24	24	24	24	24
Rated Current Cooling	A	15.5	15.3	20	22	29	32
Rated Current Heating	A	15.5	16	20	20.8	29	32
MCA	A	17	20	22.5	25.5	29	32
MOCP	A	20	25	30	35	40	45
External Dimensions (W x H x D)	in	35 x 25-7/8 x 13-3/8	36-3/8 x 29-3/8 x 14-5/8	36-3/8 x 29-3/8 x 14-5/8	37-1/8 x 32-1/2 x 14-5/8	37-1/8 x 32-1/2 x 14-5/8	39 x 37-3/4 x 14-5/8
Package Dimension (W x H x D)	in	40-5/8 x 28-3/4 x 18	42-5/8 x 31-1/28 x 19	42-5/8 x 31-1/28 x 19	43 x 34-7/8 x 19-5/8	43 x 34-7/8 x 19-5/8	45-7/16 x 43-3/4 x 18-7/8
Net Weight / Gross Weight	lbs	99.2 / 108	119 / 127.9	132.5 / 141.8	152.1 / 163.1	164.2 / 175.3	200.6 / 223.8
Refrigerant Charge - R410A	oz	70.6	77.6	105.8	123.5	158.7	197.5
Additional Charge	oz/ft	0.32	0.32	0.32	0.32	0.32	0.32

**INDOOR UNIT DATA**

		FLEXE24HP230V1AH	FLEXE30HP230V1AH	FLEXE36HP230V1AH	FLEXE42HP230V1AH	FLEXE48HP230V1AH	FLEXE60HP230V1AH
Power Supply	VAC	208-230V / 1Ph / 60 Hz	208-230V / 1Ph / 60 Hz	208-230V / 1Ph / 60 Hz	208-230V / 1Ph / 60 Hz	208-230V / 1Ph / 60 Hz	208-230V / 1Ph / 60 Hz
Sound Pressure Level	dB(A)	47	51	51	53	53	54
Control Voltage	VAC	24	24	24	24	24	24
Rated Current Cooling	A	3	3	5	5	5	5
Rated Current Heating	A	3	3	5	5	5	5
MCA	A	1.8	3.5	4	4.3	6.9	7.5
MOCP	A	15	15	15	15	15	15
Electric Heater (Optional)	kW	5, 8	5, 8	5, 8, 10	5, 8, 10	5, 8, 10, 15, 20	5, 8, 10, 15, 20
Air Flow	CFM	800	900	1050	1230	1400	1500
External Static Pressure (Up to)	In W.c.	1.0	1.0	1.0	1.0	1.0	1.0
Dehumidification	pt/hr	3.06	9.70	9.94	12.13	12.13	12.13
External Dimensions (W x H x D)	in	18-1/8 x 43-1/2 x 21-1/4	18-1/8 x 43-1/2 x 21-1/4	21-1/4 x 48-1/4 x 21-1/4	21-1/4 x 48-1/4 x 21-1/4	24-3/4 x 52 x 21-1/4	24-3/4 x 52 x 21-1/4
Package Dimension (W x H x D)	in	20-5/8 x 45-11/16 x 26	20-5/8 x 45-11/16 x 26	26 x 50-7/16 x 23-3/4	26 x 50-7/16 x 23-3/4	27-5/16 x 54-1/4 x 26	27-5/16 x 54-1/4 x 26
Net Weight / Gross Weight	lbs	125.7 / 134.5	125.7 / 134.5	154.3 / 167.6	202 / 218	154.3 / 167.6	189.6 / 203.9

**REFRIGERANT PIPING**

Line Set Size (Liquid - Gas) - Flared Connections	in	3/8 - 3/4	3/8 - 3/4	3/8 - 3/4	3/8 - 3/4	3/8 - 3/4	3/8 - 3/4
Pre-Charge Length	ft	31	31	31	31	31	31
Pipe Length (Min - Max)	ft	10 - 98.4	10 - 98.4	10 - 164	10 - 164	10 - 164	10 - 164
Max. Pipe Elevation	ft	49.2	49.2	98.4	98.4	98.4	98.4

**LIMITED WARRANTY** 5 Years Parts, 7 Years Compressor – Residential & Commercial



PROVIDES **OUTDOOR AND INDOOR FLEXIBILITY** WITH **COMFORT.**



- 24 VAC THERMOSTAT CONTROL
- HEATING RANGE: -22°F - 75°F
- COOLING RANGE: 5°F - 129°F
- UP TO 17 SEER2 / 9 HSPF2 EFFICIENCY
- ULTRA HEATING & COOLING CAPABILITIES

## WHEN YOU WANT TO FLEXX

With GREE's inverter technology and horizontal (side) discharge design, the FLEXX delivers up to 17 SEER2 efficiency with 24 VAC flexibility. The FLEXX is ideal for add-on replacement and new construction with ULTRA heating & cooling capabilities, a quiet operation and small outdoor footprint.

- High efficiency, up to 17 SEER2 / 9 HSPF2
- Cooling range: 5°F - 129°F
- Heating range: -22°F - 75°F
- Sound levels down to 55 dB(A) on outdoor unit
- Conventional, 24 VAC thermostat control
- Eco-friendly R410A refrigerant
- All FLEXX ODU's have golden fin and all IDU's have blue fin
- Golden Fin Equipment - 1500 Hrs Salt Spray tested
- Blue Fin Equipment - 500 Hrs Salt Spray tested



**FLEXX HEAT PUMP**

Outdoor Model	FLEXX36HP230V1AO		FLEXX60HP230V1AO	
Indoor Model	FLEXX24HP230V1BH	FLEXX36HP230V1BH	FLEXX48HP230V1BH	FLEXX60HP230V1BH

SYSTEM PERFORMANCE					
Cooling Capacity (Min - Max)	Btu/h	24000 (12000 - 24000)	36000 (18000 - 37000)	48000 (34000 - 48000)	54000 (35000 -54000)
Heating Capacity (Min - Max)	Btu/h	24000 (12000 - 30000)	36000 (18000 - 38000)	48000 (34000 - 52000)	54000 (35000 - 60000)
SEER2 / EER2		17 / 12	16 / 10	17 / 11	16 / 10
HSPF2 / COP		9 / 4	9 / 3	9 / 3.3	9 / 3.5
Energy Star®		YES	NO	NO	NO
Cooling Temperature Range	°F	5 - 129		5 - 129	
Heating Temperature Range	°F	-22 - 75		-22 - 75	
Refrigerant Type		R410A		R410A	

OUTDOOR UNIT DATA		FLEXX36HP230V1AO		FLEXX60HP230V1AO	
Power Supply	VAC	208-230V / 1Ph / 60 Hz	208-230V / 1Ph / 60 Hz	208-230V / 1Ph / 60 Hz	208-230V / 1Ph / 60 Hz
Sound Pressure Level	dB(A)	55	57	58	58
Control Voltage	VAC	24		24	
Rated Current Cooling	A	21		30	
Rated Current Heating	A	25		31	
MCA	A	24		35	
MOCP	A	35		45	
Recommended Breaker Size	A	30		40	
External Dimensions (W x H x D)	in	37 x 32 1/4 x 18 1/8		39 3/8 x 53 5/8 x 14 1/2	
Package Dimension (W x H x D)	in	42 11/16 x 38 3/8 x 22 9/16		45 7/16 x 59 1/4 x 19 7/16	
Net Weight / Gross Weight	lbs	217 / 240		308 / 337	
Refrigerant Charge - R410A	oz	148		220.5	
Additional Charge	oz/ft	0.32		0.32	

INDOOR UNIT DATA		FLEXX24HP230V1BH	FLEXX36HP230V1BH	FLEXX48HP230V1BH	FLEXX60HP230V1BH
Power Supply	VAC	208-230V / 1Ph / 60 Hz	208-230V / 1Ph / 60 Hz	208-230V / 1Ph / 60 Hz	208-230V / 1Ph / 60 Hz
Sound Pressure Level	dB(A)	45	47	50	51
Control Voltage	VAC	24	24	24	24
Rated Current Cooling	A	3	3	5	5
Rated Current Heating	A	3	3	5	5
MCA	A	4	4	8	8
MOCP	A	15	15	15	15
Electric Heater (Optional)	kW	5, 8, 10	5, 8, 10, 15	10, 15, 20	10, 15, 20
Air Flow	CFM	940	1000	1470	1600
External Static Pressure (Up to)	In W.c.	1.0	1.0	1.0	1.0
Dehumidification	pt/hr	3.06	9.70	9.94	12.13
External Dimensions (W x H x D)	in	21 1/4 x 48 1/4 x 21 1/4	21 1/4 x 48 1/4 x 21 1/4	24 3/4 x 57 x 21 1/4	24 3/4 x 57 x 21 1/4
Package Dimension (W x H x D)	in	26 x 50 7/16 x 23 3/4	26 x 50 7/16 x 23 3/4	27 5/16 x 59 3/8 x 26	27 5/16 x 59 3/8 x 26
Net Weight / Gross Weight	lbs	156 / 169	156 / 169	202 / 218	202 / 218

INDOOR A COIL		FLEXX24C	FLEXX36C	FLEXX48C	FLEXX60C
External Dimensions (W x H x D)	in	17 1/2 x 23 x 21 1/4		24 1/2 x 28 1/2 x 21 1/4	
Net Weight / Gross Weight	lbs	64 / 75		95 / 110	

REFRIGERANT PIPING					
Line Set Size (Liquid - Gas) - Flared Connections	in	3/8 - 3/4	3/8 - 3/4	3/8 - 3/4	3/8 - 3/4
Pre-Charge Length	ft	31	31	31	31
Pipe Length (Min - Max)	ft	10 - 164	10 - 164	10 - 100	10 - 100
Max. Pipe Elevation	ft	100	100	50	50


**LIMITED WARRANTY** 5 Years Parts, 7 Years Compressor – Residential & Commercial




# SINGLE-ZONE QUICK REFERENCE GUIDE




## SINGLE-ZONE SYSTEMS


		Indoor Model No.
115-1-60		4LIV09HP115V1AH
		4LIV12HP115V1AH
 208/ 230-1-60		4LIV09HP230V1AH
		4LIV12HP230V1AH
		4LIV18HP230V1AH
		4LIV24HP230V1AH
		4LIV30HP230V1AH
		4LIV36HP230V1AH

 208/ 230-1-60		3VIR09HP230V1AH & BH <sup>1</sup>
		3VIR12HP230V1AH & BH <sup>1</sup>
		3VIR18HP230V1AH & BH <sup>1</sup>
		3VIR24HP230V1AH & BH <sup>1</sup>

<sup>1</sup> AH=MATT FINISH AND BH=SMOOTH FINISH

## ULTRA PRODUCT FOR EXTREME CONDITIONS & HIGH EFFICIENCY

 208/ 230-1-60		VIRU30HP230V1AH
		VIRU36HP230V1AH

 208/ 230-1-60		SAP09HP230V1AH
		SAP12HP230V1AH
		SAP18HP230V1AH
		SAP24HP230V1AH

		Indoor Model No.
 HEAT PUMP		FLEXX24HP230V1BH
		FLEXX36HP230V1BH
		FLEXX48HP230V1BH
		FLEXX60HP230V1BH

Outdoor Model No.	Nominal Capacity (Btu)	SEER2 / EER2	HSPF2 / COP	Cooling Range (°F)	Heating Range (°F)	MCA / MOCP		Line Set (Port) Size	Max line length	Max Lift/Drop OD to ID units	WIFI
<b>LIVO GEN3</b>											
4LIV09HP115V1AO	9K	19.5 / 11.3	8.6 / 3.6	0 - 115	-13 - 75	16 / 20	NO	1/4 x 3/8	66'	40'	Built-In
4LIV12HP115V1AO	12K	17.5 / 8.7	8.5 / 3.5	0 - 115	-13 - 75	20 / 30	NO	1/4 x 3/8	66'	40'	Built-In
4LIV09HP230V1AO	9K	19.5 / 11.3	8.5 / 3.5	0 - 115	-13 - 75	9 / 15	NO	1/4 x 3/8	66'	40'	Built-In
4LIV12HP230V1AO	12K	17.5 / 8.7	8.5 / 3.5	0 - 115	-13 - 75	11 / 15	NO	1/4 x 3/8	66'	40'	Built-In
4LIV18HP230V1AO	18K	17.5 / 10.1	8.5 / 3.2	0 - 115	-13 - 75	14 / 20	NO	1/4 x 1/2	100'	50'	Built-In
4LIV24HP230V1AO	24K	18 / 11.6	8.5 / 3.4	0 - 122	-13 - 75	15 / 20	NO	1/4 x 5/8	131'	82'	Built-In
4LIV30HP230V1AO	30K	20 / 11.35	8.5 / 3.4	-4 - 115	-13 - 75	20 / 30	NO	1/4 x 5/8	131'	82'	Built-In
4LIV36HP230V1AO	36K	20 / 10.5	8.5 / 3.2	-4 - 115	-13 - 75	23 / 35	NO	1/4 x 5/8	131'	82'	Built-In

<b>VIREO GEN3</b>											
3VIR09HP230V1BO	9K	25.5 / 14.7	10.2 / 3.9	-20 - 122	-22 - 86	10 / 15	YES	1/4 x 3/8	66'	40'	Built-In
3VIR12HP230V1BO	12K	24 / 12.5	9 / 3.8	-20 - 122	-22 - 86	10 / 15	YES	1/4 x 1/2	66'	40'	Built-In
3VIR18HP230V1BO	18K	23.5 / 13	9 / 3.8	-20 - 122	-22 - 86	14 / 20	YES	1/4 x 5/8	100'	50'	Built-In
3VIR24HP230V1BO	24K	24.5 / 13	9.5 / 3.8	-20 - 122	-22 - 86	16 / 25	YES	1/4 x 5/8	131'	82'	Built-In



9k, 12k 18k, 24k

OR



12k, 18k, 24k

OR



9k, 12k 18k, 24k


OR



9k, 12k 18k, 24k

<b>VIREO+ ULTRA</b>											
VIRU30HP230V1AO	30K	23 / 11.2	10.5 / 3.11	0 - 115	-31 - 75	30 / 50	NO	1/4 x 5/8	165'	100'	Built-In
VIRU36HP230V1AO	36K	23 / 10.25	10.5 / 3.17	0 - 115	-31 - 75	32 / 50	NO	1/4 x 5/8	165'	100'	Built-In

<b>SAPPHIRE</b>											
SAP09HP230V1AO	9K	38 / 16.67	15 / 4.47	0 - 129	-22 - 75	9 / 15	YES	1/4 x 1/2	49'	33'	Built-In
SAP12HP230V1AO	12K	30.5 / 15.3	14 / 3.8	0 - 129	-22 - 75	9 / 15	YES	1/4 x 1/2	98'	49'	Built-In
SAP18HP230V1AO	18K	24.5 / 13.54	12 / 3.52	0 - 129	-22 - 75	22 / 30	YES	1/4 x 5/8	131'	66'	Built-In
SAP24HP230V1AO	24K	21.5 / 13	12 / 3.5	0 - 129	-22 - 75	22 / 35	YES	1/4 x 5/8	164'	98'	Built-In

Outdoor Model No.	Nominal Capacity (Btu)	SEER2 / EER2	HSPF2 / COP	Cooling Range (°F)	Heating Range (°F)	MCA / MOCP (INDOOR-NO HEATER)	MCA / MOCP (OUTDOOR)		Line Set (Port) Size	Max line length	Max Lift/Drop OD to ID units
<b>FLEXX HP</b>											
FLEXX36HP230V1AO	24K	17 / 12	9 / 4	5 - 129	-22 - 75	4 / 15	24 / 35	YES	3/8 x 3/4	164'	100'
	36K	16 / 10	9 / 3	5 - 129	-22 - 75	4 / 15	24 / 35	NO	3/8 x 3/4	164'	100'
FLEXX60HP230V1AO	48K	17 / 11	9 / 3.3	5 - 129	-22 - 75	8 / 15	35 / 45	NO	3/8 x 3/4	100'	50'
	60K	16 / 10	9 / 3.5	5 - 129	-22 - 75	8 / 15	35 / 45	NO	3/8 x 3/4	100'	50'



# GET SMART WITH GREE

- ✔ Convenience and Comfort
- ✔ Voice Control
- ✔ Smart Home Integration







**“Alexa, turn on the  
Air Conditioning”**





# MULTI-ZONE APPLICATIONS & BENEFITS


WALL  
MOUNT

65°

OFF

SLIM  
DUCT





CEILING  
CASSETTE

70°

73°





IT ALL FITS TOGETHER  
FOR COMFORT



- HIGH EFFICIENCY, UP TO 21 SEER2 / 10 HSPF2
- HEAT AND COOL UP TO 5 ZONES
- WITH ONE OUTDOOR UNIT
- HEATING RANGE: - 22°F - 75°F
- COOLING RANGE: - 22°F - 118°F
- 5 UNIQUE INDOOR UNIT OPTIONS TO SELECT FROM
- IDEAL FOR RESIDENTIAL AND COMMERCIAL SPACES

## 21 SEER2 MULTI-ZONE SYSTEM IS HERE.

The highly versatile Multi GEN2 systems, featuring GREE's G10 inverter-driven compressor and eco-friendly R410A refrigerant, are among the most innovative ductless split heat pumps available today. Our advanced G10 Inverter technology gives you maximum efficiency to reduce your energy consumption.

- G10 inverter technology
- High efficiency, up to 21 SEER2 / 10 HSPF2
- Sound levels down to 53 dB(A) on outdoor unit
- Cooling range: -22°F - 118°F
- Heating range: -22°F - 75°F
- Self-diagnosis
- Indoor units powered by outdoor unit.
- Intelligent defrost
- All Indoor units are WiFi capable
- Automatic voltage adaptation
- Small "Foot Print" design





MULTI GEN2		MULTI18HP230V1EO	MULTI24HP230V1EO	MULTI30HP230V1EO	MULTI36HP230V1EO	MULTI42HP230V1EO
System Type		HEAT PUMP				
Number of Zones		2	2 - 3	2 - 4	2 - 4	2 - 5
<b>SYSTEM PERFORMANCE (Non-Ducted Indoor Units)</b>						
Cooling Capacity (Min-Max)	Btu/h	17000 (7000 - 19600)	23200 (7500 - 31400)	28400 (8190 - 34100)	34000 (8871 - 35826)	36000 (8871 - 40944)
Heating Capacity (Min-Max)	Btu/h	18000 (7000 - 19600)	24000 (7500 - 31400)	30000 (8190 - 40900)	36000 (8871 - 44356)	40000 (8871 - 46062)
SEER2 / EER2		21 / 12	21 / 12.5	21 / 12.5	21 / 12	21 / 12
HSPF2 / COP		10 / 3.8	10 / 3.9	10 / 3.9	10 / 3.6	10 / 3.9
Energy Star®		YES	YES	YES	YES	YES
<b>SYSTEM PERFORMANCE (Ducted Indoor Units)</b>						
Cooling Capacity (Min-Max)	Btu/h	17000 (7000 - 19600)	23200 (7500 - 31400)	28400 (8190 - 34100)	34000 (8871 - 35826)	36000 (8871 - 40944)
Heating Capacity (Min-Max)	Btu/h	18000 (7000 - 19600)	24000 (7500 - 31400)	30000 (8190 - 40900)	36000 (8871 - 44356)	40000 (8871 - 46062)
SEER2 / EER2		16 / 11	16 / 11	16 / 11	16 / 11	16 / 11
HSPF2 / COP		8 / 3.3	8 / 3.4	8 / 3.4	8 / 3.3	8 / 3.5
Energy Star®		NO	NO	NO	NO	NO
<b>SYSTEM PERFORMANCE (Mixed Ducted and Non-Ducted Indoor Units)</b>						
Cooling Capacity (Min - Max)	Btu/h	17000 (7000 - 19600)	23200 (7500 - 31400)	28400 (8190 - 34100)	34000 (8871 - 35826)	36000 (8871 - 40944)
Heating Capacity (Min - Max)	Btu/h	18000 (7000 - 19600)	24000 (7500 - 31400)	30000 (8190 - 40900)	36000 (8871 - 44356)	40000 (8871 - 46062)
SEER2 / EER2		18.5 / 11.5	18.5 / 11.8	18.5 / 11.8	18.5 / 11.5	18.5 / 11.5
HSPF2 / COP		9 / 3.6	9 / 3.7	9 / 3.7	9 / 3.5	9 / 3.7
Energy Star®		NO	YES	YES	NO	NO
<b>OUTDOOR UNIT DATA</b>						
Cooling Temperature Range	*F	-22 - 118	-22 - 118	-22 - 118	-22 - 118	-22 - 118
Heating Temperature Range	*F	-22 - 75	-22 - 75	-22 - 75	-22 - 75	-22 - 75
Refrigerant Type		R410A				
Compressor Type		GREE G-10 / 2 - STAGE INVERTER				
Sound Pressure Level	dB(A)	53	58	63	63	63
External Dimensions (W x H x D)	in	32 3/8 x 21 11/16 x 13 7/8	38 x 26 x 15 7/8	40 3/16 x 32 9/16 x 16 13/16	40 3/16 x 32 9/16 x 16 13/16	40 3/16 x 32 9/16 x 16 13/16
Package Dimension (W x H x D)	in	34 3/8 x 24 7/16 x 15 11/16	40 5/8 x 29 x 18	43 x 34 7/8 x 19 5/8	43 x 34 7/8 x 19 5/8	43 x 34 7/8 x 19 5/8
Weight (Net / Gross)	lbs	77.2 / 82.7	114.6 / 124.6	152.1 / 167.6	172.0 / 187.4	174.2 / 189.6
<b>REFRIGERANT PIPING</b>						
Refrigerant Charge - R410A	oz	45.9	84.6	105.8	130.5	134
Additional Charge	oz/ft	0.2	0.2	0.2	0.2	0.2
Port Size (Liquid - Gas)	Port A (in)	1/4 - 3/8	1/4 - 3/8	1/4 - 3/8	1/4 - 3/8	1/4 - 3/8
	Port B (in)	1/4 - 3/8	1/4 - 3/8	1/4 - 3/8	1/4 - 3/8	1/4 - 3/8
	Port C (in)		1/4 - 3/8	1/4 - 3/8	1/4 - 3/8	1/4 - 3/8
	Port D (in)			1/4 - 3/8	1/4 - 3/8	1/4 - 3/8
	Port E (in)					1/4 - 3/8
Pre-Charge Length	ft	33	98	131	131	164
Pipe Length (Min - Max)	ft	10 - 131	10 - 197	10 - 263	10 - 263	10 - 328
Pipe Length to furthest Indoor Unit	ft	66	66	82	82	82
Max. Pipe Elevation	ft	49	49	82	82	82
<b>ELECTRICAL</b>						
Power Supply		208-230V / 1Ph / 60Hz				
Voltage Range (Min - Max)	VAC	187 - 253				
Rated Current - Cooling	A	10	15	22	23	23
Rated Current - Heating	A	10	15	22	23	23
MCA	A	15	19	23	29	29
MOCP	A	20	25	35	45	45
Main Power Wire Size	AWG	Per Local Code				
Interconnecting Wire Size	AWG	14 / 4				
<b>LIMITED WARRANTY</b>		<b>5 Years Parts, 7 Years Compressor – Residential &amp; Commercial</b>				

# MULTI+ULTRA

## ULTRA HEATING & COOLING POWER



- HIGH EFFICIENCY, UP TO 20 SEER2 / 10 HSPF2
- HEATING RANGE: -31°F - 75°F
- COOLING RANGE: 0°F - 115°F
- CONNECT UP TO 5 INDOOR UNITS (ZONES) TO OUTDOOR SYSTEM
- 5 UNIQUE OPTIONS FOR INDOOR UNIT

### OPTIMAL PERFORMANCE IN THE MOST CHALLENGING CLIMATES... -31°F - 115°F.

The Multi+ ULTRA heat pump units provide ULTRA heating & cooling powered by the “unique to GREE” 2 stage / 3 cylinder variable speed compressor. Each outdoor coil has corrosion-resistant, acrylic resin coil coating to maintain energy efficiency in the harshest climates.

- Sound levels down to 58 dB(A) on outdoor unit
- Up to 5 unique indoor units
- Cooling range: 0°F - 115°F
- Heating range: -31°F - 75°F





MULTI+ ULTRA		MULTIU18HP230V1DO	MULTIU24HP230V1DO	MULTIU36HP230V1DO	MULTIU42HP230V1DO
System Type		HEAT PUMP			
Number of Zones		2	2 - 3	2 - 4	2 - 5
<b>SYSTEM PERFORMANCE (Non-Ducted Indoor Units)</b>					
Cooling Capacity (Min-Max)	Btu/h	18000 (6998 - 21001)	22000 (7500 - 30000)	36000 (8871 - 40000)	42000 (8871 - 42991)
Heating Capacity (Min-Max)	Btu/h	21000 (7000 - 26000)	26000 (7500 - 31000)	36000 (8871 - 42514)	42000 (8871 - 46062)
SEER2 / EER2		20 / 12	20 / 12	16 / 9	16 / 9
HSPF2 / COP		10 / 3.6	10 / 3.9	8.6 / 3.5	8.6 / 3.7
Energy Star®		YES	YES	NO	NO
<b>SYSTEM PERFORMANCE (Ducted Indoor Units)</b>					
Cooling Capacity (Min-Max)	Btu/h	17000 (7000 - 19600)	23200 (7500 - 31400)	34000 (8871 - 35826)	36000 (8871 - 40944)
Heating Capacity (Min-Max)	Btu/h	18000 (7000 - 19600)	24000 (7500 - 31400)	36000 (8871 - 44356)	40000 (8871 - 46062)
SEER2 / EER2		14.5 / 8.5	14.5 / 8.5	14.5 / 8	14.5 / 8
HSPF2 / COP		7.8 / 2.7	7.8 / 2.9	7.6 / 3.4	7.6 / 3.4
Energy Star®		NO	NO	NO	NO
<b>SYSTEM PERFORMANCE (Mixed Ducted and Non-Ducted Indoor Units)</b>					
Cooling Capacity (Min - Max)	Btu/h	17000 (7000 - 19600)	23200 (7500 - 31400)	34000 (8871 - 35826)	36000 (8871 - 40944)
Heating Capacity (Min - Max)	Btu/h	18000 (7000 - 19600)	24000 (7500 - 31400)	36000 (8871 - 44356)	40000 (8871 - 46062)
SEER2 / EER2		18 / 10.5	18 / 10.5	15 / 8.3	15 / 8.3
HSPF2 / COP		8.6 / 3.2	8.6 / 3.4	8 / 3.5	8 / 3.5
Energy Star®		NO	NO	NO	NO
<b>OUTDOOR UNIT</b>					
Cooling Temperature Range	*F	0 - 115	0 - 115	0 - 115	0 - 115
Heating Temperature Range	*F	-31 - 75	-31 - 75	-31 - 75	-31 - 75
Refrigerant Type		R410A			
Compressor Type		GREE G-10 / 2 - STAGE INVERTER			
Sound Pressure Level	dB(A)	58	60	62	62
External Dimensions (W x H x D)	in	37 5/8 x 27 5/8 x 15 5/8	38 5/8 x 31 1/8 x 16 13/16	42 13/16 x 43 7/16 x 17 5/16	42 13/16 x 43 7/16 x 17 5/16
Package Dimension (W x H x D)	in	40 7/16 x 28 7/8 x 17 7/8	42 1/2 x 33 1/8 x 19 1/8	45 1/2 x 45 1/2 x 18 7/8	45 1/2 x 45 1/2 x 18 7/8
Weight (Net / Gross)	lbs	172 / 183	174 / 185	280 / 298	282 / 300
<b>REFRIGERANT PIPING</b>					
Refrigerant Charge - R410A	oz	77.6	95.2	158.7	176.3
Additional Charge	oz/ft	0.2	0.2	0.2	0.2
Port Size (Liquid - Gas)	Port A (in)	1/4 - 3/8	1/4 - 3/8	1/4 - 3/8	1/4 - 3/8
	Port B (in)	1/4 - 3/8	1/4 - 3/8	1/4 - 3/8	1/4 - 3/8
	Port C (in)		1/4 - 3/8	1/4 - 3/8	1/4 - 3/8
	Port D (in)			1/4 - 3/8	1/4 - 3/8
	Port E (in)				1/4 - 3/8
Pre-Charge Length	ft	66	98	131	131
Pipe Length (Min / Max)	ft	10 / 164	10 / 230	10 / 246	10 / 246
Pipe Length to furthest Indoor Unit	ft	82	82	82	82
Max. Pipe Elevation	ft	26	49	49	49
<b>ELECTRICAL</b>					
Power Supply		208-230V / 1Ph / 60Hz			
Voltage Range (Min - Max)	VAC	187 - 253			
Rated Current Cooling	A	22	26	32	32
Rated Current Heating	A	22	26	32	32
MCA	A	20	23	36	38
MOCP	A	35	40	60	60
Main Power Wire Size	AWG	Per Local Code			
Interconnecting Wire Size	AWG	14 / 4			
<b>LIMITED WARRANTY</b>		<b>5 Years Parts, 7 Years Compressor – Residential &amp; Commercial</b>			

## INDOOR UNIT OPTIONS FOR ALL MULTI-ZONE SYSTEMS

# WALL MOUNTS

Check outdoor unit match-ups for SEER2 / EER2 / HSPF2 / COP ratings



The Sapphire, the smart ductless wall mount unit. Slim compact design hangs inconspicuously on the wall and mixes with most interior designs. Built-in Universal technology WIFI allows control from any smartphone with the GREE+ smart app.



- Built-in WIFI
- Smartphone interface
- Quiet down to 19 dB(A)
- Multiple fan speeds
- Precise airflow control
- Swing louver control
- I-Feel function
- Remote & wired controller options



The Vireo GEN3 ductless wall mount has a compact design that blends well with any decor, the perfect option for your home or office needs.



- Multiple fan speeds
- Auto Clean function
- Swing louver control
- Precise airflow control
- Built-in WIFI
- Automatic voltage adaption
- I-Feel function
- Remote & wired controller options



\*Size 09-24K, refer to the submittals for 30-36K images.

The Livo GEN4 ductless wall mount has a compact design, for quiet comfort and attractive appearance. You can count on consistent comfort from the Livo GEN4.



- Multiple fan speeds
- Auto Clean function
- Swing louver control
- LED display settings
- Sleep function
- Built-in WIFI
- Timer function
- Privacy lock mode
- Remote & wired controller options



## SAPPHIRE WALL MOUNT

MODEL		SAP09HP230V1AH	SAP12HP230V1AH	SAP18HP230V1AH	SAP24HP230V1AH
System Type		HEAT PUMP			
Cooling Capacity - Nominal	Btu/h	9000	12000	18000	22000
Heating Capacity - Nominal	Btu/h	9000	12200	18000	24000
Energy Star®		Check Outdoor Unit Match-ups for Energy Star Qualification			
Air Flow (Min-Max)	CFM	206 - 424	235 - 500	353 - 736	383 - 824
Sound Pressure Level (Cooling / Heating)	dB(A)	19 - 46 / 19 - 46	22 - 49 / 22 - 49	34 - 51 / 34 - 51	27 - 54 / 37 - 55
Dehumidification	pt/hr	1.69	2.96	3.8	4.23
Condensate Drain Size	in	5/8	5/8	5/8	5/8
Unit Dimension (WxHxD)	in	39 7/8 x 12 1/8 x 8 3/4	39 7/8 x 12 1/8 x 8 3/4	44 3/16 x 13 x 9 13/16	44 3/16 x 13 x 9 13/16
Package Dimension (WxHxD)	in	42 7/16 x 14 13/16 x 11 13/16	42 7/16 x 14 13/16 x 11 13/16	46 7/8 x 16 x 13 3/16	46 7/8 x 16 x 13 3/16
Weight (Net / Gross)	lbs	29.8 / 36.4	29.8 / 36.4	36.4 / 44.1	35.3 / 41.9
Line Set Size (Liquid - Gas)	in	1/4 - 1/2	1/4 - 1/2	1/4 - 5/8	1/4 - 5/8
Power Supply		208-230V / 1Ph / 60Hz (Powered by the Outdoor Unit)			
<b>LIMITED WARRANTY</b>		<b>5 Years Parts, 7 Years Compressor – Residential &amp; Commercial</b>			

## VIREO GEN3 WALL MOUNT

MODEL		3VIR09HP230V1AH & BH <sup>1</sup>	3VIR12HP230V1AH & BH <sup>1</sup>	3VIR18HP230V1AH & BH <sup>1</sup>	3VIR24HP230V1AH & BH <sup>1</sup>
System Type		HEAT PUMP			
Cooling Capacity - Nominal	Btu/h	9100	12000	18000	22000
Heating Capacity - Nominal	Btu/h	11000	12000	18000	24000
Energy Star®		Check Outdoor Unit Match-ups for Energy Star Qualification			
Air Flow (Min-Max)	CFM	194 - 353	230 - 400	353 - 618	400 - 824
Sound Pressure Level (Min-Max)	dB(A)	25 - 40	27 - 43	31 - 46	35 - 53
Dehumidification	pt/hr	1.70	3	3.8	5.1
Condensate Drain Size (OD)	in	5 / 8	5 / 8	5 / 8	5 / 8
Unit Dimension (WxHxD)	in	32 1/2 x 11 1/2 x 7 3/4	32 1/2 x 11 1/2 x 7 3/4	38 5/8 x 12 1/4 x 8 3/4	42 5/8 x 13 1/8 x 9 3/4
Package Dimension (WxHxD)	in	34 1/4 x 13 3/4 x 10 1/8	34 1/4 x 13 3/4 x 10 1/8	40 7/8 x 14 7/8 x 11 5/16	44 7/16 x 16 x 12 3/4
Weight (Net / Gross)	lbs	21 / 25.4	21 / 25.4	30 / 35.3	35.3 / 42
Line Set Size (Liquid - Gas)	in	1/4 - 3/8	1/4 - 1/2	1/4 - 5/8	1/4 - 5/8
Power Supply		208-230V / 1Ph / 60Hz (Powered by the Outdoor Unit)			
<b>LIMITED WARRANTY</b>		<b>5 Years Parts, 7 Years Compressor – Residential &amp; Commercial</b>			

<sup>1</sup>AH=MATT FINISH AND BH=SMOOTH FINISH

## LIVO GEN4 WALL MOUNT

MODEL		4LIV05HP230V1AH	4LIV07HP230V1AH	4LIV09HP230V1AH	4LIV12HP230V1AH	4LIV18HP230V1AH	4LIV24HP230V1AH
System Type		HEAT PUMP					
Cooling Capacity - Nominal	Btu/h	5000	7000	9100	12000	17600	22000
Heating Capacity - Nominal	Btu/h	6000	8000	10000	12000	19100	24000
Energy Star®		Check Outdoor Unit Match-ups for Energy Star Qualification					
Air Flow (Min-Max)	CFM	123 - 247	135 - 258	159 - 353	182 - 424	283 - 618	412 - 677
Sound Pressure Level (Min-Max)	dB(A)	24 - 38	24 - 39	26 - 41	27 - 47	32 - 50	36 - 51
Dehumidification	pt/hr	0.63	1.27	1.69	2.96	3.8	5.28
Condensate Drain Size	in	5/8	5/8	5/8	5/8	5/8	5/8
Unit Dimension (WxHxD)	in	27 7/8 x 10 1/4 x 7 5/6	27 7/8 x 10 1/4 x 7 5/6	32 7/8 x 10 7/8 x 7 7/8	32 7/8 x 10 7/8 x 7 7/8	37 1/8 x 13 1/8 x 9 11/16	42 7/16 x 13 1/8 x 9 11/16
Package Dimension (WxHxD)	in	29 5/8 x 13 1/16 x 10 3/16	29 5/8 x 13 1/16 x 10 3/16	35 1/4 x 13 5/8 x 10 11/16	35 1/4 x 13 5/8 x 10 11/16	39 7/16 x 15 15/16 x 12 11/16	44 5/8 x 16 5/16 x 13 1/8
Weight (Net / Gross)	lbs	15.4 / 18.7	15.4 / 18.7	19.8 / 24.3	19.8 / 24.3	28.7 / 34.2	33.1 / 39.7
Line Set Size (Liquid - Gas)	in	1/4 - 3/8	1/4 - 3/8	1/4 - 3/8	1/4 - 3/8	1/4 - 1/2	1/4 - 5/8
Power Supply		208-230V / 1Ph / 60Hz (Powered by the Outdoor Unit)					
<b>LIMITED WARRANTY</b>		<b>5 Years Parts, 7 Years Compressor – Residential &amp; Commercial</b>					

# INDOOR UNIT OPTIONS FOR ALL MULTI-ZONE SYSTEMS (CONTINUED)

## CEILING CASSETTE & FLOOR/CEILING

Check outdoor unit match-ups for SEER2 / EER2 / HSPF2 / COP ratings

### CEILING CASSETTE

GREE's ceiling cassette will inconspicuously provide quiet performance through innovative design. The ceiling cassette is suitable for any room and can be easily installed in a suspended ceiling with only a discreet decorative discharge grille visible.



- 4-Way discharge air
- Multiple fan speeds
- Swing louver control
- Automatic voltage adaption
- Internal condensate drain pump
- Sentry float switch
- Decorative discharge air grille (sold separately)
- Remote & wired controller options

### UNIVERSAL FLOOR/CEILING

Our universal floor/ceiling indoor units are designed to be suspended from a ceiling or mounted low on a wall. The slender and lightweight design is perfect for restaurants or hallways where wall space is limited.



- 4-Way discharge air
- Multiple fan speeds
- Sleep function
- Swing louver control
- Washable, polymeric air filters
- Privacy lock mode
- Automatic voltage adaption
- Remote & wired controller options

### MINI FLOOR CONSOLE

GREE's Mini Console indoor units are aesthetically pleasing and the perfect size for any room. It can be mounted as low as six inches above the floor and has front panel access to the filter for ease of cleaning.



- 4-Way discharge air
- Multiple fan speeds
- Comfortable sleep mode
- Swing louver
- Cleanable air filter
- Dry coil mode for anti-mildew protection
- IR remote control included



## CEILING CASSETTE

MODEL		CAS12HP230V1BC	CAS18HP230V1BC	CAS24HP230V1BC
System Type		HEAT PUMP		
Cooling Capacity - Nominal	Btu/h	12000	18000	22000
Heating Capacity - Nominal	Btu/h	12000	18200	24000
Energy Star®		Check Outdoor Unit Match-ups for Energy Star Qualification		
Air Flow (Min-Max)	CFM	265 - 383	265 - 418	518 - 753
Sound Pressure Level	dB(A)	34 - 44	35 - 47	36 - 47
Dehumidification	pt/hr	2.96	3.80	5.3
Condensate Drain Size (OD)	in	1	1	1
Unit Dimension (WxHxD)	in	23 1/2 x 9 1/2 x 23 1/2	23 1/2 x 9 1/2 x 23 1/2	33 x 9 1/2 x 33
Package Dimension (WxHxD)	in	30 1/2 x 11 1/4 x 29	30 1/2 x 11 1/4 x 29	37 1/2 x 12 1/8 x 37 1/2
Weight (Net / Gross)	lbs	44 / 53	44 / 53	57.3 / 70.5
Line Set Size (Liquid - Gas)	in	1/4 - 3/8	1/4 - 1/2	3/8 - 5/8
Power Supply		208-230V / 1Ph / 60Hz (Powered by the Outdoor Unit)		
<b>LIMITED WARRANTY</b>				
5 Years Parts, 7 Years Compressor – Residential & Commercial				
CASSETTE GRILLE (Required)		CASGRILLEBSM	CASGRILLEBSM	CASGRILLEBLG
Grille Dimension (WxHxD)	in	26 3/8 x 2 x 26 3/8	26 3/8 x 2 x 26 3/8	37 7/16 x 2 3/8 x 37 7/16
Package Dimension (WxHxD)	in	30 X 3 1/2 X 30	30 X 3 1/2 X 30	40 1/2 x 4 5/8 x 40 3/4
Weight (Net / Gross)	lbs	7.7 / 11	7.7 / 11	15.4 / 24.25

## UNIVERSAL FLOOR/CEILING

MODEL		FLR09HP230V1BF	FLR12HP230V1BF	FLR18HP230V1BF	FLR24HP230V1BF
System Type		HEAT PUMP			
Cooling Capacity - Nominal	Btu/h	9100	12000	18000	22000
Heating Capacity - Nominal	Btu/h	11000	12000	18200	24000
Energy Star®		Check Outdoor Unit Match-ups for Energy Star Qualification			
Air Flow (Min-Max)	CFM	257 - 412	257 - 412	241 - 400	424 - 560
Sound Pressure Level (Min-Max)	dB(A)	26 - 38	26 - 38	27 - 38	27 - 38
Dehumidification	pt/hr	1.7	3	3.8	5.3
Condensate Drain Size	in	1 1/16	1 1/16	1 1/16	1 1/16
Unit Dimension (WxHxD)	in	34 1/4 x 26 1/4 x 9 1/4	34 1/4 x 26 1/4 x 9 1/4	34 1/4 x 26 1/4 x 9 1/4	47 1/4 x 26 1/4 x 9 1/4
Package Dimension (WxHxD)	in	40 1/2 x 30 1/4 x 11 1/4	40 1/2 x 30 1/4 x 11 1/4	40 1/2 x 30 1/4 x 11 1/4	53 1/2 x 30 1/4 x 11 1/4
Weight (Net / Gross)	lbs	55 / 66.2	55 / 66.2	66.3 / 67.3	72.8 / 88.2
Line Set Size (Liquid - Gas)	in	1/4 - 3/8	1/4 - 1/2	1/4 - 1/2	3/8 - 5/8
Power Supply		208-230V / 1Ph / 60Hz (Powered by the Outdoor Unit)			
<b>LIMITED WARRANTY</b>					
5 Years Parts, 7 Years Compressor – Residential & Commercial					

## MINI FLOOR CONSOLE

MODEL		CONS09HP230V1AF	CONS12HP230V1AF	CONS18HP230V1AF
System Type		HEAT PUMP		
Cooling Capacity - Nominal	Btu/h	9000	12000	18000
Heating Capacity - Nominal	Btu/h	9500	13000	19800
Energy Star®		Check Outdoor Unit Match-ups for Energy Star Qualification		
Air Flow (Min-Max)	CFM	188 - 383	206 - 441	241 - 494
Sound Pressure Level	dB(A)	25 - 40	27 - 43	33 - 48
Dehumidification	pt/hr	1.69	2.96	3.8
Condensate Drain Size	in	1 1/8	1 1/8	1 1/8
Unit Dimension (WxHxD)	in	27 9/16 x 23 5/8 x 8 1/2	27 9/16 x 23 5/8 x 8 1/2	27 9/16 x 23 5/8 x 8 1/2
Package Dimension (WxHxD)	in	31 x 27 3/8 x 11 1/8	31 x 27 3/8 x 11 1/8	31 x 27 3/8 x 11 1/8
Weight (Net / Gross)	lbs	33 / 39.7	33 / 39.7	33 / 39.7
Line Set Size (Liquid - Gas)	in	1/4 - 3/8	1/4 - 3/8	1/4 - 1/2
Power Supply		208-230V / 1Ph / 60Hz (Powered by the Outdoor Unit)		
<b>LIMITED WARRANTY</b>				
5 Years Parts, 7 Years Compressor – Residential & Commercial				

# INDOOR UNIT OPTIONS FOR ALL MULTI-ZONE SYSTEMS (CONTINUED)

## SLIM DUCT

Check outdoor unit match-ups for SEER2 / EER2 / HSPF2 / COP ratings

### SLIM DUCT

Compact and powerful, the high static slim duct offers the ultimate in flexibility and discretion. Concealed above a suspended ceiling or within open closet spaces to deliver conditioned air via extended ducting and suitable ceiling or wall grilles.



- High static pressure capability
- Slim line construction
- Outside air capability
- Cleanable air filter
- Internal condensate pump
- Sentry float switch
- Remote & wired controller options
- I-Feel function

MODEL		DUCT09HP230V1BD	DUCT12HP230V1BD	DUCT18HP230V1BD	DUCT24HP230V1BD
System Type		HEAT PUMP			
Cooling Capacity - Nominal	Btu/h	9000	12000	18000	24000
Heating Capacity - Nominal	Btu/h	9500	13000	19000	27000
Energy Star®		NO			
Air Flow (Min-Max)	CFM	188 - 354	212 / 353	288 / 589	406 / 736
External Static Pressure	In W.c.	0.6	0.6	0.8	0.8
Sound Pressure Level	dB(A)	25 - 36	26 - 38	26 - 39	28 - 42
Dehumidification	pt/hr	1.69	2.96	3.8	5.28
Condensate Drain Size	in	1 1/8	1 1/8	1 1/8	1 1/8
Unit Dimension (WxHxD)	in	32 3/4 x 11 7/8 x 29 3/4	32 3/4 x 11 7/8 x 29 3/4	44 1/2 x 11 7/8 x 29 3/4	44 1/2 x 11 7/8 x 29 3/4
Package Dimension (WxHxD)	in	35 1/4 x 13 5/8 x 31 3/4	35 1/4 x 13 5/8 x 31 3/4	47 5/16 x 13 5/8 x 32	47 5/16 x 13 5/8 x 32
Weight (Net / Gross)	lbs	70.5 / 83.8	70.5 / 83.8	92.6 / 107	92.6 / 107
Line Set Size (Liquid - Gas)	in	1/4 - 3/8	1/4 - 1/2	3/8 - 5/8	3/8 - 5/8
Power Supply		208-230V / 1Ph / 60Hz (Powered by the Outdoor Unit)			
<b>LIMITED WARRANTY</b>		<b>5 Years Parts, 7 Years Compressor – Residential &amp; Commercial</b>			



# RATED COMBINATIONS

MODEL NUMBER	TWO UNITS	THREE UNITS	FOUR UNITS	FIVE UNITS
MULTI18HP230V1EO MULTIU18HP230V1DO	9+9			
	9+12			
	12+12			
MULTI24HP230V1EO MULTIU24HP230V1DO	<b>ABOVE SIZES PLUS:</b>			
	9+18	9+9+9		
	12+18	9+9+12		
	18+18	9+9+18		
		9+12+12		
		12+12+12		
MULTI30HP230V1EO	<b>ABOVE SIZES PLUS:</b>	<b>ABOVE SIZES PLUS:</b>		
	9+24	9+9+24	9+9+9+9	
	12+24	9+12+18	9+9+9+12	
	18+24	12+12+18	9+9+9+18	
		9+9+12+12		
MULTI36HP230V1EO MULTIU36HP230V1DO	<b>ABOVE SIZES PLUS:</b>	<b>ABOVE SIZES PLUS:</b>	<b>ABOVE SIZES PLUS:</b>	
	9+24	9+9+24	9+9+9+24	
	12+24	9+12+24	9+9+12+18	
	18+24	9+18+18	9+9+12+24	
	24+24	9+18+24	9+9+18+18	
		12+12+24	9+12+12+12	
		12+18+18	9+12+12+18	
		12+18+24	12+12+12+12	
	18+18+18	12+12+12+18		
MULTI42HP230V1EO MULTIU42HP230V1DO	<b>ALL THE ABOVE SIZES</b>	<b>ABOVE SIZES PLUS:</b>	<b>ABOVE SIZES PLUS:</b>	
		9+24+24	9+9+18+24	9+9+9+9+9
		12+24+24	9+12+12+24	9+9+9+9+12
		18+18+24	9+12+18+18	9+9+9+9+18
			9+12+18+24	9+9+9+9+24
			9+18+18+18	9+9+9+12+12
			12+12+12+24	9+9+9+12+18
			12+12+18+18	9+9+9+12+24
				9+9+9+18+18
				9+9+12+12+12+12
				9+9+12+12+18
				9+12+12+12+12
				12+12+12+12+12
				9+9+12+12+18
				9+12+12+12+12
				9+12+12+12+18
				12+12+12+12+12

**Note:** You may substitute the 9K unit with a 5K or 7K High Wall unit.








# CONTROLS & ACCESSORIES

## QUICK REFERENCE GUIDE

### REMOTE CONTROLLERS

CONTROLLER	COMPATIBLE WITH	MODEL NUMBER	PART NUMBER	KEYPAD FEATURES & FUNCTIONS													
				POWER (ON/OFF)	MODE (+/-)	CLOCK	I-FEEL	WIFI	TIMER (ON/OFF)	FAN	TURBO	X-FAN	LIGHT	TEMP	QUIET	SLEEP	FRESH AIR
	<b>SINGLE-ZONE (ALL)</b>																
	<b>MULTI-ZONE</b> CEILING CASSETTE UNIVERSAL FLOOR / CEILING SLIM DUCT SERIES MINI FLOOR CONSOLE	YAC1FB6F	305001000101	✓	✓	✓	✓	✓	✓	✓	✓	✓	✓	✓	✓	✓	✓
	<b>SINGLE-ZONE</b> LIVO SERIES VIREO SERIES																
	UNIVERSAL FLOOR / CEILING CEILING CASSETTE SLIM DUCT SERIES MINI FLOOR CONSOLE	YAP1FB2F	305001000121	✓	✓	✓	✓		✓	✓	✓	✓	✓	✓	✓	✓	✓
	<b>SINGLE-ZONE</b> SAPPHIRE	YAG1FB2	30510138	✓	✓		✓	✓	✓	✓	✓	✓	✓	✓	✓	✓	✓
	<b>SINGLE-ZONE</b>																
	LIVO	YAN1F1F	30510475	✓	✓		✓	✓	✓	✓	✓						✓
	LIVO+ LIVO GEN3 VIREO VIREO+ VIREO+ ULTRA	YAN1F10F YAN1F6F	305001060022 305001000085	✓ ✓	✓ ✓	✓ ✓	✓ ✓	✓ ✓	✓ ✓	✓ ✓	✓ ✓						✓ ✓
	<b>MULTI-ZONE</b> CEILING CASSETTE UNIVERSAL FLOOR / CEILING SLIM DUCT SERIES	YT1F	305100491	✓	✓		✓	✓	✓	✓	✓	✓			✓	✓	✓
	<b>U-MATCH &amp; U-MATCH+</b> CEILING CASSETTE UNIVERSAL FLOOR / CEILING SLIM DUCT SERIES	YB1FA	30510516	✓	✓		✓	✓	✓	✓	✓	✓			✓	✓	

## WIRED CONTROLLERS

CONTROLLER	COMPATIBLE WITH	MODEL NUMBER	PART NUMBER	KEYPAD FEATURES & FUNCTIONS										
				ENTER / CANCEL	FUNCTION	FAN	TIMER	MODE (+/-)	POWER (ON/OFF)	SWING	MENU/OK	IR RECEIVER	WIFI	
	<b>SINGLE &amp; MULTI-ZONE</b> LIVO SERIES VIREO SERIES SAPPHIRE UNIVERSAL FLOOR / CEILING CEILING CASSETTE SLIM DUCT	XE71	MC20700970	✓	✓	✓	✓	✓	✓	✓	✓	✓		
	<b>WIFI CONTROLLER</b> CEILING CASSETTE UNIVERSAL FLOOR / CEILING SLIM DUCT (For use with both A and B series models)	XE72	MC20701210	✓	✓	✓	✓	✓	✓	✓	✓	✓	✓	✓
	<b>SINGLE &amp; MULTI-ZONE</b> LIVO SERIES VIREO SERIES SAPPHIRE CEILING CASSETTE UNIVERSAL FLOOR / CEILING SLIM DUCT	XK76	MC20700360	✓	✓	✓		✓	✓	✓	✓	✓		
	<b>U-MATCH &amp; U-MATCH+</b> CEILING CASSETTE UNIVERSAL FLOOR / CEILING SLIM DUCT	XK60	MC20700550	✓	✓	✓	✓	✓	✓	✓		✓		
	<b>MULTI-ZONE</b> CEILING CASSETTE UNIVERSAL FLOOR / CEILING SLIM DUCT	XK19	MC20700140	✓	✓	✓		✓	✓	✓		✓		



# MULTI-ZONE QUICK REFERENCE GUIDE

## OUTDOOR UNITS

Outdoor Model No.	Nominal Capacity (Btu)	Zones	SEER2 / EER2	HSPF2 / COP	Cooling Range (°F)	Heating Range (°F)	Initial Unit Charge	Max Pipe length	Max length to indoor unit	Max Lift/Drop OD to ID units	MCA / MCOP	Min AWG
<b>MULTI GEN2</b>												
MULTI18HP230V1EO	18K	2	21 / 12	10 / 3.8	22 - 118	-22 - 75	33'	131'	66'	49'	15 / 20	14
MULTI24HP230V1EO	24K	2 - 3	21 / 12.5	10 / 3.9	22 - 118	-22 - 75	98'	197'	66'	49'	19 / 25	12
MULTI30HP230V1EO	30K	2 - 4	21 / 12.5	10 / 3.9	22 - 118	-22 - 75	131'	263'	82'	82'	23 / 35	10
MULTI36HP230V1EO	36K	2 - 4	21 / 12	10 / 3.6	22 - 118	-22 - 75	131'	263'	82'	82'	29 / 45	10
MULTI42HP230V1EO	42K	2 - 5	21 / 12	10 / 3.6	22 - 118	-22 - 75	164'	328'	82'	82'	24 / 40	10
<b>MULTI+ ULTRA FOR EXTREME EONDITIONS &amp; HIGH EFFICIENCY</b>												
MULTIU18HP230V1DO	18K	2	20 / 12	10 / 3.6	0 - 115	-31 - 75	66'	164'	82'	26'	20 / 35	10
MULTIU24HP230V1DO	24K	2 - 3	20 / 12	10 / 3.9	0 - 115	-31 - 75	98'	230'	82'	49'	23 / 40	10
MULTIU36HP230V1DO	36K	2 - 4	16 / 9	8.6 / 3.5	0 - 115	-31 - 75	131'	246'	82'	49'	36 / 60	8
MULTIU42HP230V1DO	42K	2 - 5	16 / 9	8.6 / 3.7	0 - 115	-31 - 75	131'	246'	82'	49'	36 / 60	8

## INDOOR UNITS

Indoor Model No.	Nominal Capacity (Btu)	Line Set (Port) Size	Indoor Model No.	Nominal Capacity (Btu)	Line Set (Port) Size	Indoor Model No.	Nominal Capacity (Btu)	Line Set (Port) Size	Indoor Model No.	Nominal Capacity (Btu)	Line Set (Port) Size	E.S.P
<b>LIVO GEN4</b>			<b>SAPPHIRE</b>			<b>FLOOR/CEILING</b>			<b>SLIM DUCT</b>			
4LIV05HP230V1AH	5K	1/4 x 3/8	SAP09HP230V1AH	9K	1/4 x 1/2	FLR09HP230V1BF	9K	1/4 x 3/8	DUCT09HP230V1BD	9K	1/4 x 3/8	0 - .6
4LIV07HP230V1AH	7K	1/4 x 3/8	SAP12HP230V1AH	12K	1/4 x 1/2	FLR12HP230V1BF	12K	1/4 x 1/2	DUCT12HP230V1BD	12K	1/4 x 1/2	0 - .6
4LIV09HP230V1AH	9K	1/4 x 3/8	SAP18HP230V1AH	18K	1/4 x 5/8	FLR18HP230V1BF	18K	1/4 x 1/2	DUCT18HP230V1BD	18K	3/8 x 5/8	0 - .8
4LIV12HP230V1AH	12K	1/4 x 3/8	SAP24HP230V1AH	24K	1/4 x 5/8	FLR24HP230V1BF	24K	3/8 x 5/8	DUCT24HP230V1BD	24K	3/8 x 5/8	0 - .8
4LIV18HP230V1AH	18K	1/4 x 1/2										
4LIV24HP230V1AH	24K	1/4 x 5/8										
<b>VIRO GEN3<sup>2</sup></b>			<b>CASSETTE<sup>1</sup></b>			<b>MINI CONSOLE</b>						
3VIR09HP230V1AH & BH <sup>2</sup>	9K	1/4 x 3/8	CAS12HP230V1BC	12K	1/4 x 3/8	CONS09HP230V1AF	9K	1/4 x 3/8				
3VIR12HP230V1AH & BH <sup>2</sup>	12K	1/4 x 1/2	CAS18HP230V1BC	18K	1/4 x 1/2	CONS12HP230V1AF	12K	1/4 x 3/8				
3VIR18HP230V1AH & BH <sup>2</sup>	18K	1/4 x 5/8	CAS24HP230V1BC	24K	3/8 x 5/8	CONS18HP230V1AF	18K	1/4 x 1/2				
3VIR24HP230V1AH & BH <sup>2</sup>	24K	1/4 x 5/8	<sup>1</sup> CASGRILLEBSM      12K & 18K									
			<sup>1</sup> CASGRILLEBLG      24K									

<sup>1</sup> DECORATIVE CASSETTE GRILLE IS REQUIRED

<sup>2</sup> AH=MATT FINISH AND BH=SMOOTH FINISH

## GLOSSARY

AWG: Main Power Wire Size

MCA: Min Circuit Amps

MOCP: Max Over Current Protection (Amps)

E.S.P.: External Static Pressure

## NOTES

### ELECTRICAL & COMMUNICATION

- System must be on a single dedicated circuit
- Main power is supplied to the outdoor unit
- Follow all local building codes and NEC regulations
- Interconnecting Cable recommendation: 14/4 AWG stranded copper conductors, THHN 600V unshielded wire
- Use shielded cable if installation is in close proximity to RF and EMI transmitting devices

### SYSTEM EFFICIENCY RATINGS

- Check AHRI Documents for SEER/EER/HSPF Ratings

### LINE SETS

- Minimum length to indoor unit: 10'
- Line Sets are sized to indoor unit port sizes
- See submittal for line set adapters included with outdoor unit, additional field supplied adapters may be required

### WIRED & REMOTE CONTROLLERS

- Wireless Remote Controller included with all models
- Wired Controller optional on Livo GEN4, Vireo GEN3 and Sapphire
- WIFI enabled for Sapphire, Vireo GEN3 and Livo GEN4
- XE72 WIFI wired controller is included with Slim Duct, Floor/Ceiling, Cassette

### INSTALL

- Wind baffle not required for outdoor units



# MULTI-ZONE COMPATIBILITY CHART

## WALL MOUNT OPTIONS



MULTI GEN2					MULTI+ ULTRA			
MULTI18HP230VIEO	MULTI24HP230VIEO	MULTI30HP230VIEO	MULTI36HP230VIEO	MULTI42HP230VIEO	MULTIU8HP230VIDO	MULTIU24HP230VIDO	MULTIU36HP230VIDO	MULTIU42HP230VIDO

### LIVO GEN3

System Model no.	MULTI18HP230VIEO	MULTI24HP230VIEO	MULTI30HP230VIEO	MULTI36HP230VIEO	MULTI42HP230VIEO	MULTIU8HP230VIDO	MULTIU24HP230VIDO	MULTIU36HP230VIDO	MULTIU42HP230VIDO
LIVV09HP230VIAH	•	•	•	•	•	•	•	•	•
LIVV12HP230VIAH	•	•	•	•	•	•	•	•	•
LIVV18HP230VIAH		•	•	•	•		•	•	•
LIVV24HP230VIAH			•	•	•			•	•
LIVV30HP230VIAH									
LIVV36HP230VIAH									

### LIVO GEN4

System Model no.	MULTI18HP230VIEO	MULTI24HP230VIEO	MULTI30HP230VIEO	MULTI36HP230VIEO	MULTI42HP230VIEO	MULTIU8HP230VIDO	MULTIU24HP230VIDO	MULTIU36HP230VIDO	MULTIU42HP230VIDO
4LIV05HP230VIAH	•	•	•	•	•				
4LIV07HP230VIAH	•	•	•	•	•				
4LIV09HP230VIAH	•	•	•	•	•	•	•	•	•
4LIV12HP230VIAH	•	•	•	•	•	•	•	•	•
4LIV18HP230VIAH		•	•	•	•		•	•	•
4LIV24HP230VIAH			•	•	•			•	•
4LIV30HP230VIAH									
4LIV36HP230VIAH									

### VIRO GEN3

System Model no.	MULTI18HP230VIEO	MULTI24HP230VIEO	MULTI30HP230VIEO	MULTI36HP230VIEO	MULTI42HP230VIEO	MULTIU8HP230VIDO	MULTIU24HP230VIDO	MULTIU36HP230VIDO	MULTIU42HP230VIDO
3VIR09HP230VIAH & BH	•	•	•	•	•	•	•	•	•
3VIR12HP230VIAH & BH	•	•	•	•	•	•	•	•	•
3VIR18HP230VIAH & BH		•	•	•	•		•	•	•
3VIR24HP230VIAH & BH			•	•	•			•	•

### VIRO+ ULTRA

System Model no.	MULTI18HP230VIEO	MULTI24HP230VIEO	MULTI30HP230VIEO	MULTI36HP230VIEO	MULTI42HP230VIEO	MULTIU8HP230VIDO	MULTIU24HP230VIDO	MULTIU36HP230VIDO	MULTIU42HP230VIDO
VIRU30HP230VIAH									
VIRU36HP230VIAH									

### SAPPHIRE

System Model no.	MULTI18HP230VIEO	MULTI24HP230VIEO	MULTI30HP230VIEO	MULTI36HP230VIEO	MULTI42HP230VIEO	MULTIU8HP230VIDO	MULTIU24HP230VIDO	MULTIU36HP230VIDO	MULTIU42HP230VIDO
SAP09HP230VIAH	•	•	•	•	•	•	•	•	•
SAP12HP230VIAH	•	•	•	•	•	•	•	•	•
SAP18HP230VIAH		•	•	•	•		•	•	•
SAP24HP230VIAH			•	•	•			•	•



## ADDITIONAL INDOOR UNIT OPTIONS



MULTI GEN2					MULTI+ ULTRA			
MULTI18HP230V1EO	MULTI24HP230V1EO	MULTI30HP230V1EO	MULTI36HP230V1EO	MULTI42HP230V1EO	MULTIU18HP230VID	MULTIU24HP230VID	MULTIU36HP230VID	MULTIU42HP230VID

### HIGH STATIC CONCEALED SLIM DUCT

System Model no.	MULTI18HP230V1EO	MULTI24HP230V1EO	MULTI30HP230V1EO	MULTI36HP230V1EO	MULTI42HP230V1EO	MULTIU18HP230VID	MULTIU24HP230VID	MULTIU36HP230VID	MULTIU42HP230VID
DUCT09HP230V1BD	•	•	•	•	•	•	•	•	•
DUCT12HP230V1BD	•	•	•	•	•	•	•	•	•
DUCT18HP230V1BD		•	•	•	•		•	•	•
DUCT24HP230V1BD			•	•	•			•	•

### CEILING CASSETTE

System Model no.	MULTI18HP230V1EO	MULTI24HP230V1EO	MULTI30HP230V1EO	MULTI36HP230V1EO	MULTI42HP230V1EO	MULTIU18HP230VID	MULTIU24HP230VID	MULTIU36HP230VID	MULTIU42HP230VID
CAS12HP230V1BC	•	•	•	•	•	•	•	•	•
CAS18HP230V1BC		•	•	•	•		•	•	•
CAS24HP230V1BC			•	•	•			•	•

### FLOOR / CEILING

System Model no.	MULTI18HP230V1EO	MULTI24HP230V1EO	MULTI30HP230V1EO	MULTI36HP230V1EO	MULTI42HP230V1EO	MULTIU18HP230VID	MULTIU24HP230VID	MULTIU36HP230VID	MULTIU42HP230VID
FLR09HP230V1BF	•	•	•	•	•	•	•	•	•
FLR12HP230V1BF	•	•	•	•	•	•	•	•	•
FLR18HP230V1BF		•	•	•	•		•	•	•
FLR24HP230V1BF			•	•	•			•	•

### MINI-CONSOLE

System Model no.	MULTI18HP230V1EO	MULTI24HP230V1EO	MULTI30HP230V1EO	MULTI36HP230V1EO	MULTI42HP230V1EO	MULTIU18HP230VID	MULTIU24HP230VID	MULTIU36HP230VID	MULTIU42HP230VID
CONS09HP230V1AF	•	•	•	•	•	•	•	•	•
CONS12HP230V1AF	•	•	•	•	•	•	•	•	•
CONS18HP230V1AF		•	•	•	•		•	•	•

#### NOTE:

All indoor units listed above are backward compatible with MULTI AO, BO, & CO models and MULTIU BO models. However, 4LIV05HP230V1AH & 4LIV07HP230V1AH are only backward compatible with MULTI CO models.



## YOUR COMPLETE COMFORT SOLUTION



- USE WITH 1 TO 10 INDOOR UNITS,
- INCLUDING AIR HANDLERS
- ULTRA-LONG PIPING (UP TO 985 FT.)
- AUTOMATIC ADDRESS SETTING
- COOLING UP TO 129°F | HEATING DOWN TO -22°F
- EASY INSTALL

### THE MULTIPRO FOR THE ULTIMATE IN COMFORT & FLEXIBILITY.

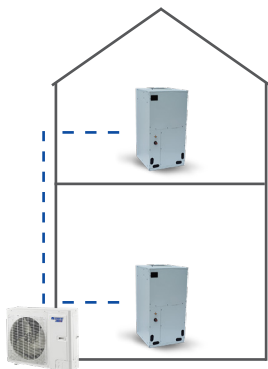
The GREE MultiPRO is ideal for handling today's challenging spaces. With the outdoor unit's small footprint and long piping capabilities, the system provides optimal installation flexibility and efficiency. Connect to a conventional-style multi-position air handler, high wall, or any of the other 7 ducted and ductless indoor unit options. With ULTRA heating & cooling options, the MultiPRO can also handle up to 10 zones with just one outdoor unit.

- Up to 10 indoor units with each outdoor unit
- CAN-BUS communication network technology
- Ultra-long piping: up to 985 ft.
- Automatic address setting
- Small installation footprint
- Whisper-quiet operation
- Advanced torque control
- Sensorless DC inverter fan motor
- High efficiency, digital PFC control
- Wide operating range
- Compressor oil storage, separation (2-stage, balance control technology)
- Automatic fault detection

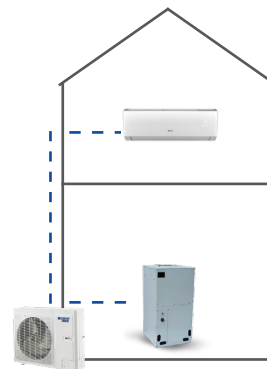


MULTI PRO		GMV-24WL/C-T(U)	GMV-28WL/C-T(U)	GMV-36WL/C-T(U)	GMV-48WL/C-T(U)	GMV-60WL/C-T(U)	GMV-36WL/B-T(U)	GMV-48WL/B-T(U)	
System Type		HEAT PUMP					ULTRA HEAT MODELS		
<b>SYSTEM PERFORMANCE - FOR MORE DETAIL, SEE SALES MANUALS AT GREECOMFORT.COM</b>									
Cooling Capacity	Btu/h	24000	28000	37500	48000	60000	36000	48000	
Heating Capacity	Btu/h	28000	30000	42000	54000	64000	45000	54000	
Cooling Temperature Range (Rated)	°F	23 - 118	23 - 118	23 - 118	23 - 118	23 - 118	50 - 129	50 - 129	
Heating Temperature Range (Rated)	°F	-4 - 81	-4 - 81	-4 - 81	-4 - 81	-4 - 81	-22 - 81	-22 - 81	
SEER (Non-Ducted / Ducted)		18 / 18	18 / 18	22 / 19.5	22 / 19.5	21 / 19.5	20.5 / 16.5	20 / 16.5	
EER @ 95°F (Non-Ducted / Ducted)		11 / 11	11 / 11	11.5 / 11.5	11.5 / 11	11 / 10.5	13 / 11.3	12.5 / 9.5	
HSPF (Non-Ducted / Ducted)		10 / 10	10 / 9	11 / 10.5	10.8 / 10.6	11 / 10.5	11.7 / 10.3	11 / 10.2	
COP @ 47°F (Non-Ducted / Ducted)		2.99 / 3.01	3.16 / 3.16	4.24 / 3.57	4.04 / 3.31	3.89 / 3.58	4.00 / 3.47	3.90 / 3.46	
COP @ 5°F (Non-Ducted / Ducted)		2.4 / 1.48	2.34 / 1.48	1.98 / 1.95	1.99 / 1.92	2.03 / 1.98	1.50 / 1.50	1.50 / 1.50	
Unit Dimension (WxDxH)	in	38 5/8 x 14 3/16 x 31 1/8	38 5/8 x 14 3/16 x 31 1/8	35 7/16 x 13 3/8 x 52 15/16	35 7/16 x 13 3/8 x 52 15/16	37 x 12 5/8 x 56 5/16	35 3/8 x 13 3/8 x 53	35 3/8 x 13 3/8 x 53	
Package Dimension (WxDxH)	in	43-3/16 x 18 3/4 x 36 7/8	43-3/16 x 18 3/4 x 36 7/8	39 1/4 x 18 x 59 1/16	39 1/4 x 18 x 59 1/16	40 5/8 x 17 1/16 x 62 1/4	39 5/16 x 18 1/16 x 59 5/8	39 5/16 x 18 1/16 x 59 5/8	
Weight (Net / Gross)	lbs	176/198	176/198	246/273	246/273	273/299	296/320	296/320	
<b>REFRIGERANT PIPING</b>									
Max. Length from ODU to IDU (Equivalent)	ft	394	394	492	492	492	492	492	
Max. Length from First Branch to IDU	ft	131	131	131	131	131	131	131	
Max. Height Difference ODU to IDU (High/Low)		98/98	98/98	164/131	164/132	164/133	164/134	164/131	
Max. Height Difference IDU to IDU	ft	33	33	49	49	49	49	49	
<b>ELECTRICAL</b>									
Power Supply		208-230V / 1Ph / 60Hz							
MCA	amps	21	21	28.5	33	34.5	37	37	
MOCP	amps	25	30	35	40	40	50	50	
Main Power Wire Size	AWG	Per Local Code							
Interconnecting Wire Size	AWG	18/2 Stranded. Shielding recommended.							
<b>LIMITED WARRANTY</b>		<b>5 Years Parts 7 Years Compressor Residential &amp; Commercial</b>							

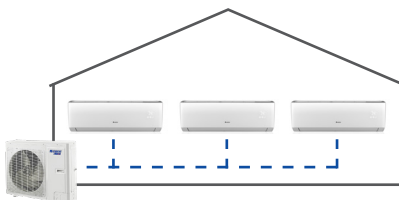
## COMMON CONFIGURATIONS




**House**  
2 X  
Vertical Air Handlers



**House**  
Vertical Air Handler  
+  
High Wall



**Coffee Shop**  
3 X  
High Walls



**Whole Home Solution**  
1 X  
Vertical Air Handler



# 9 INDOOR UNITS TO CHOOSE

- Wall Mount
- Multi-Position Air Handler
- Horizontal Slim Ducted
- 360 Compact Ceiling Cassette
- 360 Standard Ceiling Cassette
- One-Way Cassette
- Two-Way Cassette
- Console
- Floor Ceiling



Slim compact design hangs inconspicuously on the wall and mixes with most interior designs.

## WALL MOUNT

MODEL		GMV-ND06G/B4B-T(U)	GMV-ND07G/B4B-T(U)	GMV-ND09G/B4B-T(U)	GMV-ND12G/B4B-T(U)	GMV-ND14G/B4B-T(U)
System Type		HEAT PUMP				
<b>SYSTEM PERFORMANCE (Non-Ducted Indoor Units)</b>						
Cooling Capacity (Min-Max)	Btu/h	6000	7500	9500	12000	15000
Heating Capacity (Min-Max)	Btu/h	6000	8500	10500	13500	17000
MCA	A	1	1	1	1	1
MOP	A	15	15	15	15	15
Air Flow (Min-Max)	CFM	294 / 177	294 / 177	294 / 177	371 / 188	500 / 294
Sound Pressure Level (Min-Max)	dB(A)	35 / 30	35 / 30	35 / 30	38 / 31	43 / 37
Condensate Drain Size (OD)	in	13/16	13/16	13/16	13/16	13/16
Unit Dimension (WxHxD)	in	33 1/4 x 8 1/4 x 11 3/8				
Package Dimension (WxHxD)	in	38 7/16 x 14 15/16 x 11 1/16				
Weight (Net / Gross)	lbs	23.5/27.5				
Line Set Size (Liquid - Gas)	in	1/4 - 3/8	1/4 - 3/8	1/4 - 3/8	1/4-1/2	1/4-1/2
Power Supply		208-230V / 1Ph / 60Hz				
<b>LIMITED WARRANTY</b>		<b>5 Years Parts, 7 Years Compressor – Residential &amp; Commercial</b>				

MODEL		GMV-ND18G/B4B-T(U)	GMV-ND24G/B4B-T(U)	GMV-ND30G/B4B-T(U)	GMV-ND36G/B4B-T(U)	
System Type		HEAT PUMP				
<b>SYSTEM PERFORMANCE (Non-Ducted Indoor Units)</b>						
Cooling Capacity (Min-Max)	Btu/h	18000	24000	30000	32500	
Heating Capacity (Min-Max)	Btu/h	20000	25500	34000	36000	
MCA	A	1	1	1	1	
MOP	A	15	15	15	15	
Air Flow (Min-Max)	CFM	647 / 383	706 / 383	912 / 471	971 / 530	
Sound Pressure Level (Min-Max)	dB(A)	43 / 37	44 / 37	49 / 40	52 / 40	
Condensate Drain Size (OD)	in	13/16	13/16	13/16	13/16	
Unit Dimension (WxHxD)	in	42 7/16 x 12 13/16 x 9 11/16		53 1/8 x 10 3/16 x 12 13/16		
Package Dimension (WxHxD)	in	47 3/8 x 16 1/4 x 13 3/4		58 7/8 x 16 9/16 x 14 1/2		
Weight (Net / Gross)	lbs	35.5/42		41/52		
Line Set Size (Liquid - Gas)	in	3/8-5/8	3/8-5/8	3/8-5/8	3/8-5/8	
Power Supply		208-230V / 1Ph / 60Hz				
<b>LIMITED WARRANTY</b>		<b>5 Years Parts, 7 Years Compressor – Residential &amp; Commercial</b>				



Installation space for this unit is small, allowing easy installation and maintenance. This unit installs like a traditional air handler, using traditional ducting methods. It can be installed in vertical up-flow, horizontal-right, and horizontal-left applications.

## MULTI-POSITION AIR HANDLER

MODEL	GMV-ND12A/B-T(U)	GMV-ND18A/B-T(U)	GMV-ND24A/B-T(U)	GMV-ND30A/B-T(U)
System Type	HEAT PUMP			
Cooling Capacity - Nominal	12000	18000	24000	30000
Heating Capacity - Nominal	13500	20000	27000	34000
MCA	3.0	3.0	3.0	4.0
MOP	15	15	15	15
Air Flow (Min-Max)	420 / 300	650 / 300	880 / 690	910 / 710
External Static Pressure (Default/Min-Max)	0.2 / 0-1.0	0.2 / 0-1.0	0.2 / 0-1.0	0.2 / 0-1.0
Sound Pressure Level (Min-Max)	36 / 33	39 / 33	43 / 40	44 / 40
Condensate Drain Size	1	1	1	1
Unit Dimension (WxDxH)	18 1/8 x 21 1/4 x 43 1/2	18 1/8 x 21 1/4 x 43 1/2	18 1/2 x 21 1/4 x 43 1/2	18 1/2 x 21 1/4 x 43 1/2
Package Dimension (WxDxH)	20 3/8 x 24 3/8 x 46 1/8	20 3/8x24 3/8x46 1/8	20 3/8 x 24 3/8 x 46 1/8	20 3/8 x 24 3/8 x 46 1/8
Weight (Net / Gross)	119/130	121/132	123/134	123/134
Line Set Size (Liquid - Gas)	1/4 - 3/8	1/4 - 1/2	3/8 - 5/8	3/8 - 5/8
Power Supply	208-230V / 1Ph / 60Hz			
<b>LIMITED WARRANTY</b>	<b>5 Years Parts, 7 Years Compressor – Residential &amp; Commercial</b>			

MODEL	GMV-ND36A/B-T(U)	GMV-ND42A/B-T(U)	GMV-ND48A/B-T(U)	GMV-ND60A/B-T(U)
System Type	HEAT PUMP			
Cooling Capacity - Nominal	36000	42000	48000	60000
Heating Capacity - Nominal	40000	47000	54000	66000
MCA	5.0	5.0	8.7	8.7
MOP	15	15	15	15
Air Flow (Min-Max)	1230 / 970	1260 / 1000	1800 / 1500	1820 / 1530
External Static Pressure (Default/Min-Max)	0.2 / 0-1.0	0.2 / 0-1.0	0.2 / 0-1.0	0.2 / 0-1.0
Sound Pressure Level (Min-Max)	45 / 42	46 / 43	50 / 48	51 / 49
Condensate Drain Size	1	1	1	1
Unit Dimension (WxDxH)	21 1/4 x 21 1/4 x 48 1/4	21 1/4 x 21 1/4 x 48 1/4	24 3/4 x 21 1/4 x 57	24 3/4 x 21 1/4 x 57
Package Dimension (WxDxH)	26 x 23 3/4 x 50 3/8	26 x 23 3/4 x 50 3/8	27 5/16 x 26 x 59 3/8	27 5/16 x 26 x 59 3/8
Weight (Net / Gross)	159/170	159/170	198/216	198/216
Line Set Size (Liquid - Gas)	3/8 - 5/8	3/8 - 5/8	3/8 - 5/8	3/8 - 5/8
Power Supply	208-230V / 1Ph / 60Hz			
<b>LIMITED WARRANTY</b>	<b>5 Years Parts, 7 Years Compressor – Residential &amp; Commercial</b>			

ELECTRIC HEATER KITS		
HEATER MODEL NUMBERS	DESCRIPTION	AIR HANDLER COMBINATION
FLEXHTR5KW	5 kW	GMV-ND09A/B-T(U) GMV-ND12A/B-T(U) GMV-ND18A/B-T(U)
FLEXHTR5KW	5 kW	
FLEXHTR8KW	8 kW	GMV-ND24A/B-T(U) GMV-ND30A/B-T(U) GMV-ND36A/B-T(U)
FLEXHTR10KW	10 kW	
FLEXHTR5KW	5 kW	
FLEXHTR8KW	8 kW	GMV-ND36A/B-T(U) GMV-ND42A/B-T(U) GMV-ND48A/B-T(U)
FLEXHTR10KW	10 kW	
FLEXHTR15KW	15 kW	GMV-ND54A/B-T(U) GMV-ND60A/B-T(U)
FLEXHTR20KW	20 kW	



Compact and powerful, the high static slim duct offers the ultimate in flexibility and discretion. Concealed above a suspended ceiling or within open closet spaces to deliver conditioned air via extended ducting and suitable ceiling or wall grilles.

## HORIZONTAL SLIM DUCTED

MODEL		GMV-ND07PHS/B-T(U)	GMV-ND09PHS/B-T(U)	GMV-ND12PHS/B-T(U)	GMV-ND15PHS/B-T(U)	GMV-ND18PHS/B-T(U)
System Type		HEAT PUMP				
Cooling Capacity - Nominal	Btu/h	7500	9500	12000	15000	18000
Heating Capacity - Nominal	Btu/h	8500	10500	13500	17000	20000
MCA	A	1	1	1	1	1
MOP	A	15	15	15	15	15
Air Flow (Min-Max)	CFM	324 / 235	324 / 235	353 / 247	500 / 353	589 / 412
External Static Pressure (Default/Min-Max)	In W.c.	0.24/0-0.6	0.24/0-0.6	0.24/0-0.6	0.24/0-0.6	0.36/0-0.8
Sound Pressure Level (Min-Max)	dB(A)	35 / 31	35 / 31	36 / 32	40 / 34	42 / 35
Condensate Drain Size	in	1	1	1	1	1
Unit Dimension (WxDxH)	in	27 9/16 x 27 9/16 x 11 13/16	27 9/16 x 27 9/16 x 11 13/16	39 3/8 x 27 9/16 x 11 13/16	39 3/8 x 27 9/16 x 11 13/16	39 3/8 x 27 9/16 x 11 13/16
Package Dimension (WxDxH)	in	35 5/16 x 32 x 14 3/16	35 5/16 x 32 x 14 3/16	47 7/16 x 32 x 14 3/16	47 7/16 x 32 x 14 3/16	47 7/16 x 32 x 14 3/16
Weight (Net / Gross)	lbs	73/86	73/86	94/108	94/108	94/108
Line Set Size (Liquid - Gas)	in	1/4 - 3/8	1/4 - 1/2	1/4 - 1/2	1/4 - 1/2	3/8 - 5/8
Power Supply		208-230V / 1Ph / 60Hz				

### LIMITED WARRANTY

5 Years Parts, 7 Years Compressor – Residential & Commercial


MODEL		GMV-ND22PHS/B-T(U)	GMV-ND24PHS/B-T(U)	GMV-ND30PHS/B-T(U)	GMV-ND36PHS/B-T(U)	GMV-ND42PHS/B-T(U)
System Type		HEAT PUMP				
Cooling Capacity - Nominal	Btu/h	22000	24000	30000	36000	42000
Heating Capacity - Nominal	Btu/h	24000	27000	34000	40000	47000
MCA	A	1	1.2	1.7	1.7	1.7
MOP	A	15	15	15	15	15
Air Flow (Min-Max)	CFM	589 / 412	736 / 559	1059 / 736	1177 / 824	1177 / 824
External Static Pressure (Default/Min-Max)	In W.c.	0.36/0-0.8	0.36/0-0.8	0.36/0-0.8	0.36/0-0.8	0.36/0-0.8
Sound Pressure Level (Min-Max)	dB(A)	42 / 35	43 / 35	44 / 38	45 / 40	45 / 40
Condensate Drain Size	in	1	1	1	1	1
Unit Dimension (WxDxH)	in	39 3/8 x 27 9/16 x 11 13/16	39 3/8 x 27 9/16 x 11 13/16	55 1/8 x 27 9/16 x 11 13/16	55 1/8 x 27 9/16 x 11 13/16	55 1/8 x 27 9/16 x 11 13/16
Package Dimension (WxDxH)	in	47 7/16 x 32 x 14 3/16	47 7/16 x 32 x 14 3/16	63 1/16 x 32 x 14 3/8	63 1/16 x 32 x 14 3/8	63 1/16 x 32 x 14 3/8
Weight (Net / Gross)	lbs	94/108	94/108	121/137	121/137	121/137
Line Set Size (Liquid - Gas)	in	3/8 - 5/8	3/8 - 5/8	3/8 - 5/8	3/8 - 5/8	3/8 - 5/8
Power Supply		208-230V / 1Ph / 60Hz				

### LIMITED WARRANTY

5 Years Parts, 7 Years Compressor – Residential & Commercial








The 360° air supply design provides complete airflow coverage and balanced temperature distribution, making for a more comfortable space.

## 360 COMPACT CEILING CASSETTE

MODEL		GMV-ND05T/E-T(U)	GMV-ND07T/E-T(U)	GMV-ND09T/E-T(U)	GMV-ND12T/E-T(U)	GMV-ND18T/E-T(U)
System Type		HEAT PUMP				
Cooling Capacity - Nominal	Btu/h	5800	7500	9500	12000	18000
Heating Capacity - Nominal	Btu/h	6200	8500	10500	13500	20000
MCA	A	0.7	0.7	0.7	0.8	0.8
MOP	A	15	15	15	15	15
Air Flow (Min-Max)	CFM	33 / 25	36 / 25	36 / 28	39 / 35	43 / 39
Sound Pressure Level (Min-Max)	dB(A)	35 / 31	35 / 31	36 / 32	40 / 34	42 / 35
Condensate Drain Size	in	1	1	1	1	1
Unit Dimension (WxDxH)	in	22 7/16 x 22 7/16 x 10 7/16	22 7/16 x 22 7/16 x 10 7/16	22 7/16 x 22 7/16 x 10 7/16	22 7/16 x 22 7/16 x 10 7/16	22 7/16 x 22 7/16 x 10 7/16
Package Dimension (WxDxH)	in	27 1/2 x 25 11/16 x 11 5/8	27 1/2 x 25 11/16 x 11 5/8	27 1/2 x 25 11/16 x 11 5/8	27 1/2 x 25 11/16 x 11 5/8	27 1/2 x 25 11/16 x 11 5/8
Weight (Net / Gross)	lbs	38.6/49.6	38.6/49.6	38.6/49.6	38.6/49.6	38.6/49.6
Line Set Size (Liquid - Gas)	in	1/4 - 1/2	1/4 - 3/8	1/4 - 3/8	1/4 - 1/2	3/8 - 5/8
Power Supply		208-230V / 1Ph / 60Hz				
<b>LIMITED WARRANTY</b>		<b>5 Years Parts, 7 Years Compressor – Residential &amp; Commercial</b>				

CASSETTE GRILLE (Required)		TF05	TF05	TF05	TF05	TF05
Grille Dimension (WxDxH)	in	24 3/8 x 24 3/8 x 1 7/8	24 3/8 x 24 3/8 x 1 7/8	24 3/8 x 24 3/8 x 1 7/8	24 3/8 x 24 3/8 x 1 7/8	24 3/8 x 24 3/8 x 1 7/8
Package Dimension (WxDxH)	in	27 5/8 x 27 5/8 x 5	27 5/8 x 27 5/8 x 5	27 5/8 x 27 5/8 x 5	27 5/8 x 27 5/8 x 5	27 5/8 x 27 5/8 x 5
Weight (Net / Gross)	lbs	6.6/10	6.6/10	6.6/10	6.6/10	6.6/10





360° air supply design for a wide air supply range and balanced temperature distribution, more comfortable.

## 360 STANDARD CEILING CASSETTE

MODEL		GMV-ND07T/C-T(U)	GMV-ND09T/C-T(U)	GMV-ND12T/C-T(U)	GMV-ND15T/C-T(U)	GMV-ND18T/C-T(U)
System Type		HEAT PUMP				
Cooling Capacity - Nominal	Btu/h	7500	9500	12000	15000	18000
Heating Capacity - Nominal	Btu/h	8500	10500	13500	17000	20000
MCA	A	1	1	1	1	1
MOP	A	15	15	15	15	15
Air Flow (Min-Max)	CFM	471 / 353	471 / 353	471 / 353	471 / 353	559 / 441
Sound Pressure Level (Min-Max)	dB(A)	33 / 28	33 / 28	33 / 28	33 / 28	36 / 30
Condensate Drain Size	in	1	1	1	1	1
Unit Dimension (WxDxH)	in	33 1/8 x 33 1/8 x 9 1/2				
Package Dimension (WxDxH)	in	37 7/8 x 37 7/8 x 12 3/4	37 7/8 x 37 7/8 x 12 3/4	37 7/8 x 37 7/8 x 12 3/4	37 7/8 x 37 7/8 x 12 3/4	37 7/8 x 37 7/8 x 12 3/4
Weight (Net / Gross)	lbs	13.2/20.9	13.2/20.9	13.2/20.9	13.2/20.9	13.2/20.9
Line Set Size (Liquid - Gas)	in	1/4 - 3/8	1/4 - 1/2	3/8 - 5/8	3/8 - 5/8	3/8 - 5/8
Power Supply		208-230V / 1Ph / 60Hz				
<b>LIMITED WARRANTY</b>		<b>5 Years Parts, 7 Years Compressor – Residential &amp; Commercial</b>				

MODEL		GMV-ND24T/C-T(U)	GMV-ND30T/C-T(U)	GMV-ND36T/C-T(U)	GMV-ND42T/C-T(U)	GMV-ND48T/C-T(U)
System Type		HEAT PUMP				
Cooling Capacity - Nominal	Btu/h	24000	30000	36000	42000	48000
Heating Capacity - Nominal	Btu/h	27000	34000	40000	47000	54000
MCA	A	1	1	1	1	1
MOP	A	15	15	15	15	15
Air Flow (Min-Max)	CFM	677 / 500	736 / 530	883 / 589	971 / 647	971 / 647
Sound Pressure Level (Min-Max)	dB(A)	37 / 31	39 / 34	41 / 37	43 / 39	43 / 39
Condensate Drain Size	in	1	1	1	1	1
Unit Dimension (WxDxH)	in	33 1/8 x 33 1/8 x 9 1/2	33 1/8 x 33 1/8 x 11 3/8	33 1/8 x 33 1/8 x 11 3/8	33 1/8 x 33 1/8 x 11 3/8	33 1/8 x 33 1/8 x 11 3/8
Package Dimension (WxDxH)	in	37 7/8 x 37 7/8 x 12 3/4	37 7/8 x 37 7/8 x 14 7/8	37 7/8 x 37 7/8 x 14 7/8	37 7/8 x 37 7/8 x 14 7/8	37 7/8 x 37 7/8 x 14 7/8
Weight (Net / Gross)	lbs	63.9/81.6	68.4/83.8	77.2/97	77.2/97	77.2/97
Line Set Size (Liquid - Gas)	in	3/8 - 5/8	3/8 - 5/8	3/8 - 5/8	3/8 - 5/8	3/8 - 5/8
Power Supply		208-230V / 1Ph / 60Hz				
<b>LIMITED WARRANTY</b>		<b>5 Years Parts, 7 Years Compressor – Residential &amp; Commercial</b>				

CASSETTE GRILLE (Required)		TF06	TF06	TF06	TF06	TF06
Grille Dimension (WxDxH)	in	24 3/8 x 24 3/8 x 1 7/8	24 3/8 x 24 3/8 x 1 7/8	24 3/8 x 24 3/8 x 1 7/8	24 3/8 x 24 3/8 x 1 7/8	24 3/8 x 24 3/8 x 1 7/8
Package Dimension (WxDxH)	in	27 5/8 x 27 5/8 x 5	27 5/8 x 27 5/8 x 5	27 5/8 x 27 5/8 x 5	27 5/8 x 27 5/8 x 5	27 5/8 x 27 5/8 x 5
Weight (Net / Gross)	lbs	6.6/10	6.6/10	6.6/10	6.6/10	6.6/10



## ONE-WAY CASSETTE



With an ultra-thin design at less than 7-5/16" tall, the unit can be installed in a 7-1/2" ceiling.

MODEL		GMV-ND07TD/A-T(U)	GMV-ND09TD/A-T(U)	GMV-ND12TD/A-T(U)
System Type		HEAT PUMP		
Cooling Capacity - Nominal	Btu/h	7500	9500	12000
Heating Capacity - Nominal	Btu/h	8500	10500	13500
MCA	A	1	1	1
MOP	A	15	15	15
Air Flow (Min-Max)	CFM	353 / 265	353 / 265	353 / 265
Sound Pressure Level (Min-Max)	dB(A)	36 / 28	36 / 28	36 / 28
Condensate Drain Size	in	1	1	1
Unit Dimension (WxDxH)	in	38 7/8 x 15 3/16 x 7	38 7/8 x 15 3/16 x 7	38 7/8 x 15 3/16 x 7
Package Dimension (WxDxH)	in	51 1/2 x 19 3/4 x 12 3/16	51 1/2 x 19 3/4 x 12 3/16	51 1/2 x 19 3/4 x 12 3/16
Weight (Net / Gross)	lbs	44/60	44/60	44/60
Line Set Size (Liquid - Gas)	in	1/4 - 3/8	1/4 - 3/8	1/4 - 1/2
Power Supply		208-230V / 1Ph / 60Hz		
<b>LIMITED WARRANTY</b>		<b>5 Years Parts, 7 Years Compressor – Residential &amp; Commercial</b>		

CASSETTE GRILLE (Required)		TD01	TD01	TD01
Grille Dimension (WxDxH)	in	47 1/4 x 18 1/8 x 2 3/16	47 1/4 x 18 1/8 x 2 3/16	47 1/4 x 18 1/8 x 2 3/16
Package Dimension (WxDxH)	in	49 13/16 x 21-1/8 x 4 3/4	49 13/16 x 21 1/8 x 4 3/4	49 13/16 x 21 1/8 x 4 3/4
Weight (Net / Gross)	lbs	9.3/13.2	9.3/13.2	9.3/13.2



The two-way cassette unit has a very thin body (11 inches) which is more practical in field applications as less installation space is required.

## TWO-WAY CASSETTE

MODEL		GMV-ND09TS/B-T(U)	GMV-ND12TS/B-T(U)	GMV-ND15TS/B-T(U)	GMV-ND18TS/B-T(U)	GMV-ND24TS/B-T(U)
System Type		HEAT PUMP				
Cooling Capacity - Nominal	Btu/h	9500	12000	15000	18000	24000
Heating Capacity - Nominal	Btu/h	10500	13500	17000	20000	27000
MCA	A	1	1	1	1	1
MOP	A	15	15	15	15	15
Air Flow (Min-Max)	CFM	395 / 363 / 302	395 / 363 / 302	421 / 363 / 302	450 / 417 / 398	480 / 438 / 388
Sound Pressure Level	dB(A)	33 / 31 / 28	33 / 31 / 28	35 / 31 / 28	37 / 35 / 32	39 / 37 / 34
Dehumidification	pt/hr	2.96	3.8	5.28	5.28	5.28
Condensate Drain Size	in	1	1	1	1	1
Unit Dimension (WxDxH)	in	31 1/8 x 24 13/16 x 11	31 1/8 x 24 13/16 x 11	31 1/8 x 24 13/16 x 11	31 1/8 x 24 13/16 x 11	31 1/8 x 24 13/16 x 11
Package Dimension (WxDxH)	in	40 5/8 x 29 1/8 x 14 3/8	40 5/8 x 29 1/8 x 14 3/8	40 5/8 x 29 1/8 x 14 3/8	40 5/8 x 29 1/8 x 14 3/8	40 5/8 x 29 1/8 x 14 3/8
Weight (Net / Gross)	lbs	56/74	56/74	56/74	57/76	57/76
Line Set Size (Liquid - Gas)	in	1/4 - 3/8	1/4 - 1/2	1/4 - 1/2	3/8 - 5/8	3/8 - 5/8
Power Supply		208-230V / 1Ph / 60Hz				
<b>LIMITED WARRANTY</b>		<b>5 Years Parts, 7 Years Compressor – Residential &amp; Commercial</b>				

CASSETTE GRILLE (Required)		TE03	TE03	TE03	TE03	TE03
Grille Dimension (WxDxH)	in	43 5/16 x 28 x 1 3/32	43 5/16 x 28 x 1 3/32	43 5/16 x 28 x 1 3/32	43 5/16 x 28 x 1 3/32	43 5/16 x 28 x 1 3/32
Package Dimension (WxDxH)	in	48 7/16 x 33 3/16 x 5 1/8	48 7/16 x 33 3/16 x 5 1/8	48 7/16 x 33 3/16 x 5 1/8	48 7/16 x 33 3/16 x 5 1/8	48 7/16 x 33 3/16 x 5 1/8
Weight (Net / Gross)	lbs	13/23	13/23	13/23	13/23	13/23





Installed low on a wall, it is perfect for knee-walls and radiator-style installations.

## CONSOLE

MODEL		GMV-ND07C/A-T(U)	GMV-ND09C/A-T(U)	GMV-ND12C/A-T(U)	GMV-ND18C/A-T(U)
System Type		HEAT PUMP			
Cooling Capacity - Nominal	Btu/h	7500	9500	12000	18000
Heating Capacity - Nominal	Btu/h	8500	11000	13500	20000
MCA	A	1	1	1	1
MOP	A	15	15	15	15
Air Flow (Min-Max)	CFM	235 / 159	235 / 159	282 / 182	400 / 294
Sound Pressure Level (Min-Max)	dB(A)	38 / 27	38 / 27	40 / 32	46 / 39
Condensate Drain Size	in	1	1	1	1
Unit Dimension (WxDxH)	in	27 9/16 x 8 1/2 x 23 5/8	27 9/16 x 8 1/2 x 23 5/8	27 9/16 x 8 1/2 x 23 5/8	27 9/16 x 8 1/2 x 23 5/8
Package Dimension (WxDxH)	in	31 x 11 1/8 x 30 5/8	31 x 11 1/8 x 30 5/8	31 x 11 1/8 x 30 5/8	31 x 11 1/8 x 30 5/8
Weight (Net / Gross)	lbs	35/42	35/42	35/42	35/42
Line Set Size (Liquid - Gas)	in	1/4 - 3/8	1/4 - 3/8	1/4 - 1/2	1/4 - 1/2
Power Supply		208-230V / 1Ph / 60Hz			
<b>LIMITED WARRANTY</b>		<b>5 Years Parts, 7 Years Compressor – Residential &amp; Commercial</b>			



The unit can be ceiling or floor mounted. Excellent air throw when ceiling mounted.

## FLOOR CEILING

MODEL		GMV-ND09ZD/A-T(U)	GMV-ND12ZD/A-T(U)	GMV-ND18ZD/A-T(U)	GMV-ND24ZD/A-T(U)
System Type		HEAT PUMP			
Cooling Capacity - Nominal	Btu/h	9500	12000	18000	24000
Heating Capacity - Nominal	Btu/h	10500	13500	20000	27000
MCA	A	1	1	1	1
MOP	A	15	15	15	15
Air Flow (Min-Max)	CFM	471 / 353	471 / 353	471 / 353	471 / 353
Sound Pressure Level (Min-Max)	dB(A)	33 / 28	33 / 28	33 / 28	33 / 28
Condensate Drain Size	in	1	1	1	1
Unit Dimension (WxDxH)	in	48 x 8 7/8 x 27 9/16	48 x 8 7/8 x 27 9/16	48 x 8 7/8 x 27 9/16	56 x 9 5/8 x 27 9/16
Package Dimension (WxDxH)	in	52 7/8 x 12 3/8 x 32 3/8	52 7/8 x 12 3/8 x 32 3/8	52 7/8 x 12 3/8 x 32 3/8	60 15/16 x 13 9/16 x 32 5/8
Weight (Net / Gross)	lbs	13.2/20.9	13.2/20.9	13.2/20.9	13.2/20.9
Line Set Size (Liquid - Gas)	in	1/4 - 3/8	1/4 - 1/2	3/8 - 5/8	3/8 - 5/8
Power Supply		208-230V / 1Ph / 60Hz			
<b>LIMITED WARRANTY</b>		<b>5 Years Parts, 7 Years Compressor – Residential &amp; Commercial</b>			

MODEL		GMV-ND30ZD/A-T(U)	GMV-ND36ZD/A-T(U)	GMV-ND42ZD/A-T(U)	GMV-ND48ZD/A-T(U)
System Type		HEAT PUMP			
Cooling Capacity - Nominal	Btu/h	30000	36000	42000	48000
Heating Capacity - Nominal	Btu/h	33000	40000	47000	54000
MCA	A	1	1	1	1
MOP	A	15	15	15	15
Air Flow (Min-Max)	CFM	1230 / 970	1260 / 1000	1800 / 1500	1820 / 1530
Sound Pressure Level (Min-Max)	dB(A)	45 / 42	46 / 43	50 / 48	51 / 49
Condensate Drain Size	in	1	1	1	1
Unit Dimension (WxDxH)	in	56 x 9 5/8 x 27 9/16	66 15/16 x 9 5/8 x 27 9/16	66 15/16 x 9 5/8 x 27 9/16	66 15/16 x 9 5/8 x 27 9/16
Package Dimension (WxDxH)	in	60 15/16 x 13 9/16 x 32 5/8	71 15/16 x 13 9/16 x 32 5/8	71 15/16 x 13 9/16 x 32 5/8	71 15/16 x 13 9/16 x 32 5/8
Weight (Net / Gross)	lbs	110/128	132/150	132/150	132/150
Line Set Size (Liquid - Gas)	in	3/8 - 5/8	3/8 - 5/8	3/8 - 5/8	3/8 - 5/8
Power Supply		208-230V / 1Ph / 60Hz			
<b>LIMITED WARRANTY</b>		<b>5 Years Parts, 7 Years Compressor – Residential &amp; Commercial</b>			



## FRESH AIR FAN COILS






INDOOR UNIT MODEL	OUTDOOR UNIT MODEL
GMV-NDX42P/A-T(U)	
GMV-NDX48P/A-T(U)	Total capacity of connected fresh air fan-coils and indoor units must be within 50% - 100% of the capacity of the outdoor unit.
GMV-NDX54P/A-T(U)	Total capacity of connected fresh air fan-coils cannot exceed 30% of the capacity of the outdoor unit.
GMV-NDX72P/A-T(U)	
GMV-NDX96P/A-T(U)	

- Fresh air processing unit
- Applications for residential homes, villas business buildings, hotels, apartments
- Can be combined with Gree GMV5
- The unit controls refrigerant output according to actual needs to ensure constant airflow temperature
- Adjusts power output so that high power operation during light-load conditions are avoided. 589 - 2060 CFM
- Up to 0.8 inch. W.G. for 42.48
- Up to 1.2 inch W.G. for 54.72.96

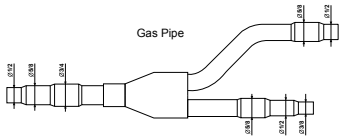
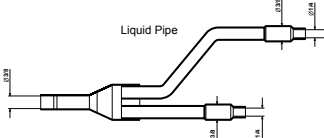
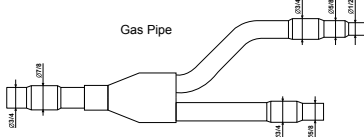
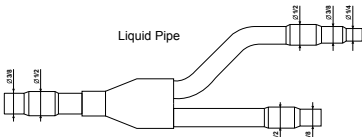
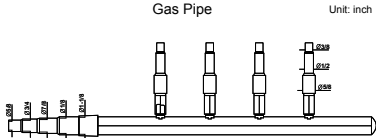
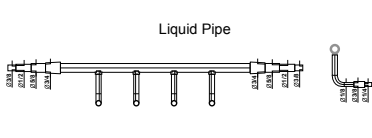
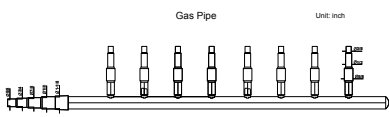
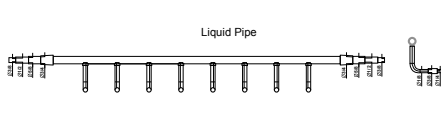




# CONTROLS & ACCESSORIES

MODEL NUMBER	CONTROLLER	STANDARD	COMPATIBLE WITH	KEYPAD FEATURES & FUNCTIONS
YAPIF		INCLUDED	HIGH WALL CEILING CASSETTES FLOOR CEILING CONSOLE	<b>Wireless Remote Controller</b> <ul style="list-style-type: none"> <li>Included with all ductless units including High Wall, Ceiling Cassettes, Floor Ceiling, and Consoles</li> <li>Includes all operation features such as mode selection, fan speeds, setpoint control, timers, sleep, and more</li> </ul>
XK79		NONE	ALL INDOOR UNIT TYPES	<b>Gate Control Wired Controller (With Remote On/Off) (Non-programmable)</b> <ul style="list-style-type: none"> <li>Includes all operation features such as mode selection, fan speeds, setpoint control, timers, sleep, and more</li> <li>Enables access to user and engineering parameters and can display all troubleshooting data</li> <li>Remote operation interface built in. Connect to door switches, motion sensors, and more</li> </ul>
XE70-33/H		MULTI-POSITION AIR HANDLER	ALL INDOOR UNIT TYPES	<b>7-Day Programmable Wired Controller with Gate Control (Remote On/Off)</b> <ul style="list-style-type: none"> <li>Included with Multi-Position Air Handler</li> <li>Capacitive touch screen ensures long life</li> <li>Seven Day programmable. Set up to 4 weekly schedules and enable or disable specific days within a schedule</li> <li>Remote operation interface built in. Connect to door switches, motion sensors, and more</li> <li>Enables access to user and engineering parameters and can display all troubleshooting data including indoor and outdoor data</li> <li>Includes all operation features such as mode selection, fan speeds, setpoint control, timers, sleep, and more</li> </ul>
CE52-24/(FC)		NONE	ALL INDOOR UNIT TYPES	<b>E-Smart Zone Central Controller</b> <ul style="list-style-type: none"> <li>Allows central control of up to 16 systems and 32 indoor units</li> <li>Seven Day programmable. Set up to 4 weekly schedules and enable or disable specific days within a schedule</li> <li>Operate and schedule individual units or set multiple groups of units to be controlled at the same time</li> <li>Customizable names and icons for each zone</li> <li>Easy-to-read color touchscreen (3-3/8" H x 5" W). Only 7/16" thick when flush-mounted</li> <li>Includes galvanized mounting box with grommets for non-flush-mount installation (1-1/2" thick)</li> <li>Independent power supply (100-240V)</li> </ul>
ME32-33/H		NONE	ALL INDOOR UNIT TYPES	<b>Universal 24V Adapter with Dry Contact Interface</b> <ul style="list-style-type: none"> <li>Enables use of your favorite third-party 24VAC thermostat or control system</li> <li>Up to three fan speeds (G1, G2, G3)</li> <li>Four sets of dry contacts are available for broad control including remote on/off, emergency shut down, and more</li> <li>24V transformer is required unless installed with a Multi-Position Air Handler</li> </ul>

# Y-BRANCHES AND HEADERS

FQ01AA			<ul style="list-style-type: none"> <li>Y Branch for GMV5 capacity &lt;68,000</li> </ul>
FQ01BA			<ul style="list-style-type: none"> <li>Y Branch for GMV5 capacity &gt;68,000 - 102,000</li> </ul>
FQ14/H1			<ul style="list-style-type: none"> <li>T-Type 4 port Manifold &lt;134,000</li> </ul>
FQ18/H1			<ul style="list-style-type: none"> <li>T-Type 8 port Manifold &lt;272,000</li> </ul>



# Select Dealer Program

Partner with success...

## HOW TO BECOME A GREE SELECT DEALER

- ✓ Meet all local & state contractor licensing requirements
- ✓ Complete at least one **4-hour training class** in person or online within the first year of signup
- ✓ Attend an additional **4 hours of certified training per year** (in person or online)
- ✓ Provide updated **contact information** to receive qualified leads through our Dealer Locator
- ✓ Be **courteous, responsive and professional** to all potential and existing GREE customers



Contact us:  
greeselect@  
twclimate.com



## ADVANTAGES START HERE...

- Partner with one of the **fastest-growing brands** in the duct-free market that delivers **exceptional products, competitive pricing, and unbeatable service.**
- **Build points with every sale and redeem them for digital gift cards** so you can enjoy even more rewards for your hard work.
- Only Select Dealers can offer their customers peace of mind with our **10-year Parts and Compressor replacement warranty.**
- Stay ahead of the competition with **exclusive training and promotional opportunities.**
- Get **qualified leads** through our powerful **Dealer Locator tool.** Stand out with special badge and get qualified leads.
- **Upon registering your first warranty, you will receive a fully loaded GREE Starter Kit.** This kit includes GREE branded items and literature, so you can enhance your presence and showcase your expertise.

## SELECT DEALER WARRANTY PROGRAM\*

- 10-year Parts replacement, shipped same day
- 10-year Compressor replacement, shipped same day

\* Product sales must be registered within 60 days of installation to qualify. Only applies to residential applications, with certain restrictions. Visit [greecomfort.com/warranty](http://greecomfort.com/warranty) for details.

10 year Parts & Compressor warranty is only offered when registering a complete new system except for FLEXX outdoor units can be registered as outdoor unit only.

VISIT [GREECOMFORT.COM/GREESELECT](http://GREECOMFORT.COM/GREESELECT) FOR DETAILS

SELECT

10  
YEARS

PARTS  
COMPRESSOR



# WHEN YOU BUY A **GREE**...

## WARRANTY



### GREE SELECT DEALER WARRANTY

- **10 Years on all Parts** and **10 Years on the Compressor** to the original registered end user/homeowner when installed for residential use.
- Unit must be purchased and installed by a certified GREE Select Dealer.
- The installation must be registered on [greecomfort.com/register](http://greecomfort.com/register) within 60 days of installation.



### STANDARD WARRANTY

- **5 Years on all Parts** and **7 Years on the Compressor** to the original registered end user/homeowner when installed for residential use. Registration of installation is strongly recommended.



### COMMERCIAL WARRANTY

- **5 Year on all Parts** and **7 Years on the Compressor** when installed in commercial applications.



### CONTROLS WARRANTY

- **1 Year** on GREE branded controls from purchase date.

Visit [greecomfort.com/warranty](http://greecomfort.com/warranty) for more details.

## CERTIFICATIONS

GREE systems are among the most environmentally-friendly and energy efficient in the market today.



## DISCLAIMERS

- Always use a licensed contractor to install this product to avoid potential hazards such as electrical shock, refrigerant leakage, fire or explosion.
- Only use GREE-sourced parts and accessories with a GREE system.
- Review all safety, installation and operating instructions prior to installing your GREE system for optimal performance.
- GREE reserves the right to modify product design, specifications and informational data in this catalog without notice or obligation.
- The data and information provided here are general in nature and may vary due to your actual installation conditions. Please refer to submittals and product installation documents for more detailed information.

# BEFORE YOU INSTALL A **GREE**...

## TOOLS REQUIRED

- R410a flaring tool
- Clamp-on amp meter
- Wrenches (std / adj / torque)
- Vacuum pump
- Refrigerant scale
- Micron gauge
- Manifold & gauges
- Drill & drill bits
- Hole saw
- Pipe cutter
- Level
- Screwdrivers
- Safety goggles & gloves

## BEST PRACTICES

### UNIT PLACEMENT

- Follow clearance guidelines on indoor & outdoor units for airflow & servicing
- Include space for condensate drainage
- Anchor units properly to prevent vibration or malfunction
- Pitch condensate drain tubing downward for proper drainage

### WIRING

- Use only 14/4 STRANDED wire - Never use wire nuts or splices
- L1 & L2 are polarity sensitive
- Use spade connectors on all terminal connections
- Use only a dedicated electrical circuit
- Always GROUND indoor & outdoor unit
- Surge protector HIGHLY recommended

### PIPING

- Use only correct line set size as determined by indoor unit
- Use only copper refrigerant piping
- Insulate both refrigerant lines from each other
- For flare connections, use a 45° flaring tool
- All pipe length must be within the maximum and minimum allowance
- Prevent loops, sagging or bending in the piping
- For the FLEXX series, only the gas line requires insulation

### CHARGING

- Test refrigerant lines for leaks by pressurizing with nitrogen to 450 P.S.I.
- While under pressure, use a leak detection solution to check all flare connections
- Use only approved evacuation hose & vacuum pump oil for proper evacuation and leak testing: Evacuate to less than 500 microns and hold for 30 minutes
- If refrigerant is added, use electronic scale and weigh in precise amount
- Open service valves prior to energizing unit

## INSTALL SUPPORT

[greetraining.com](http://greetraining.com)  
[greecomfort.com/resources](http://greecomfort.com/resources)



SCAN FOR INSTALLATION TIPS

## WARRANTY

**ONLY VALID IF SYSTEM IS INSTALLED BY A LICENSED CONTRACTOR.**

**Installation must comply with applicable local & national codes.**



**G R E E C O M F O R T . C O M**

Specifications are subject to change without notice. Manufacturer reserves the right to discontinue or change at any time, specifications or designs without notice or without incurring obligations. 2023 All rights reserved.