



Computer-Aided Quality

*smart & practical
since 1983*

PD&P
by  **JessenLenz**

Quality Management
Computer - Aided Quality

Data Management
Interfaces

Data Analysis
Controlling mit BI

Digitalization
Chances and Risks

Quality Management



Overview

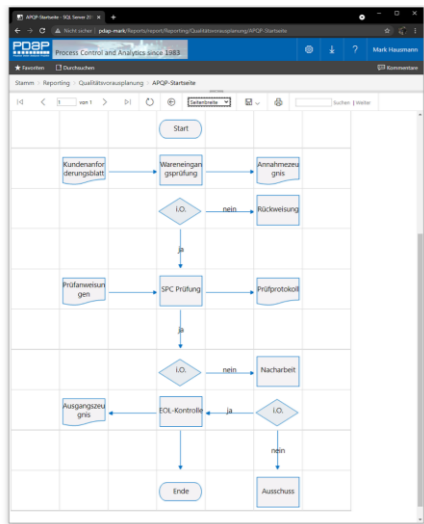
Our CAQ software PDAP8 supports you in managing your business processes and quality assurance. It regulates the implementation of all measures, monitors compliance with quality objectives and provides information from the quality-relevant processes as a basis for decisions. Your relevant corporate data are the pivot point for the web-based analyses and evaluations of PDAP8 and the basis of your process and corporate decisions.

Before production, your specifications are defined and the adherence to the manufacturing process is continuously monitored taking into account industry standards.



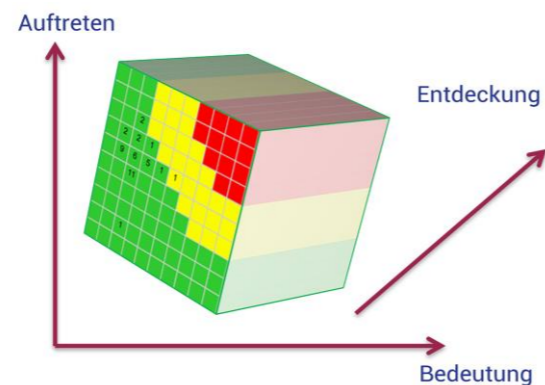
Advanced Product Quality Planning

Advanced Product Quality Planning (APQP) defines quality standards before production begins. With the creation of FMEA, production monitoring and test plans, a link is made to the production process and complaint management. Through this feedback from SPC and complaints in the CAQ system PDAP8, automatic action processes are generated.



Prozessübersicht im Browser

- ✓ Failure Mode and Effects Analysis (FMEA)
- ✓ Graphical Structural Planner and Functional Analysis
- ✓ Browser-based Process Flow Designer
- ✓ Manufacturing Support Plans and Test Plans
- ✓ First Article Inspection Report
- ✓ Risk Matrix with Traffic Light Factor
- ✓ Evaluations

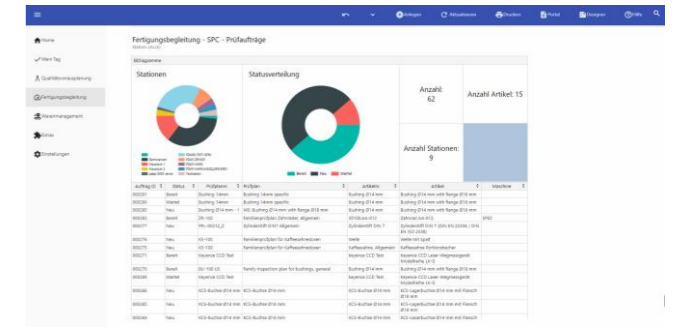


Quality Management



Statistical Process Control

Statistical Process Control provides manufacturing support with digital connection to manufacturing stations, testing machines, and measuring instruments. Use analytics to link to capacity and production planning. Utilize standardized evaluation methods and control charts to demonstrate compliance with regulatory requirements. The knowledge gained from your process data is incorporated into continuous improvement management.

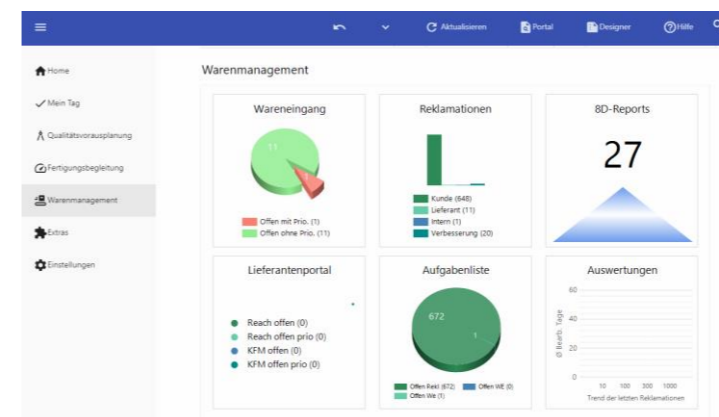


Extensive analysis capabilities highlight trends and improvement potentials.

- ✓ Statistical Process Control (SPC)
- ✓ Inspection Plan Management / Inspection Order Control
- ✓ Shewhart Control Charts
- ✓ 5S Method for Organizational Assessment

Goods Management

The Goods Management connects goods receipt inspection, supplier evaluation and complaint management. The dynamic 8D-Report systematically accompanies you in creating it. The supplier portal enables effective exchange with your external service providers. The improvement management offers you the integration of internal measures.



- ✓ Goods Receipt
- ✓ Claims
- ✓ Supplier Evaluation
- ✓ Supplier Portal
- ✓ Dynamic 8D Report
- ✓ Improvements

Use the standardized connection with the ERP system for production and cost information, e.g. for a monthly automatic fault cost review of internal and external complaint costs.



Quality Management

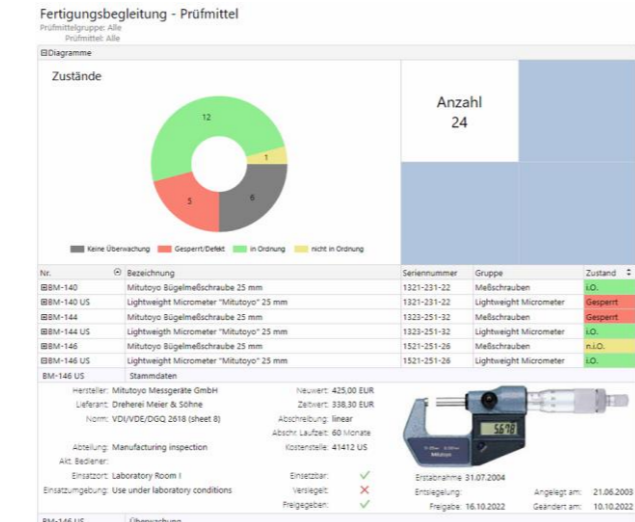
Test Equipment and Tool Management

The test equipment and tool management supports in planning, managing and monitoring all relevant tasks. For operating, measuring and testing tools, tools and machines, independent monitoring cycles such as maintenance, service, calibration and calibration dates can be defined. The system monitors the out- and intake of testing and operating tools.

- ✓ Calibration life cycle
- ✓ Import of text and test standards
- ✓ Calculation of measurement tolerances/capabilities
- ✓ Automatic lockouts on deadline breaches
- ✓ Custom catalogs for manufacturers and suppliers
- ✓ Planning, controlling, administration
- ✓ Cost tracking

Aufgaben	Bezeichnung	Priorität	Status	Durchführer	Wartungsdatum	Ziel
✓ Aufgaben
✓ Aufgaben

- ✓ Task Management
- ✓ Service Management
- ✓ Qualification Management
- ✓ Risk Assessment
- ✓ Analysis and Evaluation



Dashboard für Prüf- und Betriebsmittel

Action and Task Management

PDAP8 provides a common, web-based platform where measures can be quickly recorded, and the current status of action plans can be viewed at any time. The action management is evaluable across departments and locations and the reminder supports the responsible persons in the tracking of dates and thus ensures punctuality.

Gruppe	Mitarbeiter	anforderungsbereit	anforderungsbereit	anforderungsbereit	anforderungsbereit	anforderungsbereit	anforderungsbereit	anforderungsbereit	anforderungsbereit	anforderungsbereit
Lohnbuchhalter	Melanie Müller	1	1	1	1	1	1	1	1	1
Recruiter	Sandra Meier	1	1	1	1	1	1	1	1	1
HR-Mitarbeiter	Bodo Weber	1	1	1	1	1	1	1	1	1
Leiter	Sandra Meier	1	1	1	1	1	1	1	1	1
Leiter	Stefanie Koehler	1	1	1	1	1	1	1	1	1



Data Management

Intelligent Networking of Process, Machine, Human

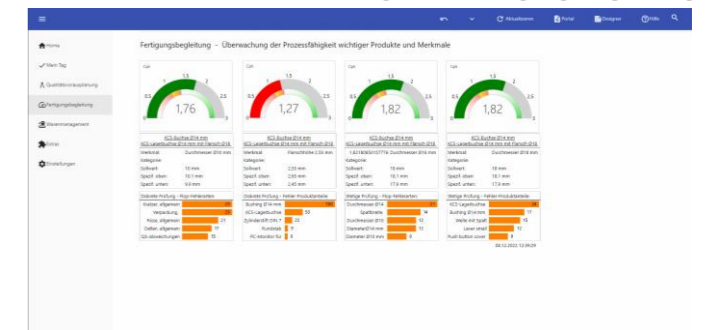
Digitalization has great potential and opportunities. Digitalizing businesses means optimizing processes using digital solutions and making work more efficient with data management. Manageable digital processes are machine connections or coupling ERP and/or other systems. We support companies in data integration with maximum benefit.

- ✓ ERP z.B. SAP, Microsoft Dynamics, SAGE
- ✓ Office Integration
- ✓ Networked Machines, Equipment, Measuring Systems
- ✓ External Services

Integrated Process Control

The inspection data acquisition is integrated through an automatic log import across all machines. A large part of the features flow from running orders into the CAQ database. Subsequently, the inspectors check the orders and confirm them. Automated alert systems inform rule-based about critical deviations in production. The central report portal informs browser-based and continuously about the current status of the key figures and the failure rate.

PDAP8 - Maschinenanbindung in der Fertigungsbegleitung



Knowledge Database

The directory in Knowledge Management provides you with a quick overview of the structure of your collected corporate knowledge. Whether it's policies, procedures or documentations, you always have browser access to your data.

Verzeichnis

Titel	Bezeichnung
...	...
...	...
...	...

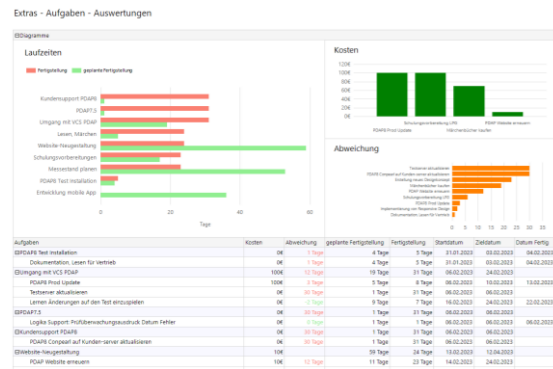
- ✓ Browser-based access
- ✓ Custom modules for CAQ applications
- ✓ Permissions management at all levels
- ✓ Integration of domain users and groups
- ✓ Mark inactive/expired documents
- ✓ Use reminders and subscriptions
- ✓ Conduct conversation history to report elements

Data Management



Controlling and Business Intelligence

In this area, the relevant data is collected and presented in a graphical format. This way, the executive team and/or the key user will have an up-to-date overview of the key figures. The basis for quick action is thus laid. PDAP-BI is based on Microsoft Power BI and is the perfect tool for your controller. Use the standard or customize the necessary areas.

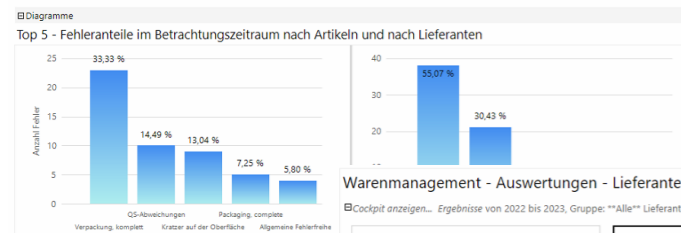


Management View

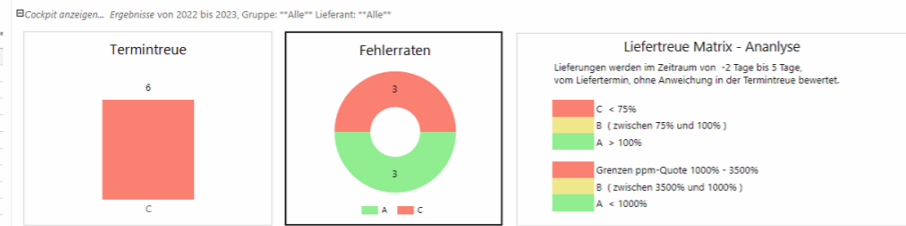
Take advantage of visualizations from interactive analytics for your controlling to clearly demonstrate evaluations and developments. With PDAP8, you get context-based, powerful visualizations that can be displayed with interactive self-service analytics on mobile devices.

- ✓ Server based Enterprise Reporting Plattform
- ✓ Use Data Models with Power BI and Excel
- ✓ KPI and Key Metrics as One Click/One Page Views
- ✓ Display on PC, browser or smart phone

Warenmanagement - Auswertungen - Fehleranteile Wareneingang



Warenmanagement - Auswertungen - Lieferantenbewertung



Kategorie	ppm	Lieferant Nr.	Lieferantenname	Anz. Ausfälle	Liefermenge
C		124745	Alle	840	6155
A	0	10000000	Plastik Meier GmbH & CoKG		250
A	0	10000005	Hifi Plus GmbH		330
A	0	10001578	Klueder GmbH & Co.KG		130
C	85106	10000003	Bushing Factory, INC	200	2350
C	187175	10000002	Dreherlei Meier & Söhne	540	2885
C	476190	10002397	Perfruit	100	210

Quality Management



"With the goal of achieving optimal results together with our partners in mind, we stand for a close and trusting collaboration with our customers from the following industries!"

- Automotive
- Manufacturing
- Food
- Machinery / Equipment
- Electronic
- Laboratory / LIMS
- Metal Processing
- Plastic Technology
- Pharmaceutical

PDAP8 Software Features

- ✓ Platform-independent web apps
- ✓ Microsoft SQL Server
- ✓ No complex client installation
- ✓ Microsoft Reporting Services / MS Power BI
- ✓ Full integration
- ✓ Standardized interfaces for ERP
- ✓ Customizable
- ✓ Multilingual



- German
- English
- Czech
- Hungarian
- Chinese



Computer-Aided Quality

*smart & practical
since 1983*




"Quality ensures long-term business success."

At JessenLenz, we have been specialized in the implementation of innovative and future-oriented technologies since 1983, as a business area of the Lübeck company. We stand for processes, data, analyses and quality management projects. From goods receipt to production to the analysis and handling of complaints. With PDAP8 you have an overview of the quality of your products and processes. You can assess your risks and secure your company's success in the long term.


In these times, climate change is more present and urgent than ever. Although the terms quality and sustainability refer to different fields, there is a close connection between them. "Quality" and "sustainability" strive for a high product, life and environmental quality. This not only saves costs but also preserves resources.

PDAP
by  **JessenLenz**

PDAP
Business area of
JessenLenz GmbH

 Steinmetzstr. 3
23556 Lübeck, Germany

E-Mail: info@pdap.de

 Phone: +49 451 – 87 360 12