

HartsNursery

LILY & BULB SPECIALISTS

Lilies and Spring Bulbs Mail Order Catalogue

£1.00



Spring
Dispatch



Autumn
Dispatch



Autumn
Dispatch

Tel: 01270 485379 Mob: 07855785540

E: enquiries@hartsnursery.co.uk W: www.hartsnursery.co.uk

Harts Nursery, 28 Lodge Road, Alsager, Cheshire ST7 2HD



Contents

Introduction to Harts Nursery.....	3
Roselily Series.....	6
Oriental Lilies (O).....	7
Double Oriental Lilies (DO).....	11
Longiflorum x Oriental Lilies (LO).....	12
Trumpet Lilies (T).....	13
Oriental x Trumpet Lilies (OT or Orienpet).....	13
Asiatic Lilies (A).....	16
Longiflorum x Asiatic Lilies (LA).....	20
Martagon Lilies.....	22
Pot Lilies (Short Varieties).....	23
Special Varieties.....	24
Special Offer Collections.....	25
Spring Bulbs.....	27
Alliums.....	28
Spring Bulbs Special Offers.....	30
Tulips.....	32
Miniature Tulips.....	35
Eremurus (Foxtail Lilies).....	35
Fritillaria (Crown Imperials).....	36
Camassia.....	36
Miniature Narcissus.....	37
Miscellaneous Spring Bulbs.....	37
Planting and Care Instructions	
Scarlet Beetle.....	40
Alliums.....	40
Camassia.....	41
Tulips.....	42
Miniature Narcissus.....	42
Fritillaria (Crown Imperials).....	43
Eremurus.....	44
How to Order.....	45
Delivery.....	46
P&P.....	47



Introduction
Welcome to Harts Nursery's new catalogue of Lily Bulbs and Spring Flowering Bulbs. You can now order all your favourite flowers in one go by completing the Order Form on the inside back page or simply use our website to order as and when you want at www.hartsnursery.co.uk.

Harts Nursery is a third generation nursery based in Cheshire, specialising in growing lilies. We have achieved many RHS Chelsea Flower Show gold medals and many more gold medals for our displays around the UK. We have also won the EH trophy twice for the best cut flower display of the year by the Royal Horticultural Society. Not only do we love lilies, we also have a passion for many other spring and summer flowers too, so we have chosen a selection of all our favourite varieties and put them in this catalogue or online at www.hartsnursery.co.uk.

If you need any additional information on how to grow your plants or when you will receive your order, please find the relevant sections towards the back of this catalogue. Alternatively, please refer to our website for more details at www.hartsnursery.co.uk.

We hope you find what you are looking for and we look forward to receiving your order whether large or small.

The Hart Family.



Lily Bulbs

Roselily Series

The Roselily series is an exciting line of ‘pollen-free’ double flowering Oriental Liliums. The first generation varieties of Roselily released for the market are Roselily Belonica and Roselily Fabiola which range between 85–100cm tall (up to 3ft). The second generation contains varieties including Roselily Natalia and Elena. The third generation varieties are selections with more stem length, including Roselily Isabella, Annika and many more. They are highly scented varieties preferring an Ericaceous (Acidic) compost.



Annika Height: 80cm
A: £3.00 B: £2.50 C: £2.00



Belonica Height: 85cm
A: £3.00 B: £2.50 C: £2.00



Carolina Height: 80cm
A: £3.00 B: £2.50 C: £2.00




Elena Height: 80cm
A: £3.00 B: £2.50 C: £2.00



Fabiola Height: 80cm
A: £3.00 B: £2.50 C: £2.00



Isabella Height: 80cm
A: £3.00 B: £2.50 C: £2.00



Natalia Height: 80cm
A: £3.00 B: £2.50 C: £2.00



Thalita Height: 80cm
A: £3.00 B: £2.50 C: £2.00



Oriental Lilies (O)

The Oriental Lily opens a 6 petal bloom that can spread up to 20cm in diameter. The height of the Oriental Lily can range between 90cm and 150cm (3 to 5 feet). Oriental Lilies tend to flower mid-season in July/August. They are highly scented varieties preferring an Ericaceous (Acidic) compost. They will not tolerate an Alkaline soil (lime). If this is the case, we advise to plant in pots/containers.



Auratum Goldband
Height: 90cm
A: £2.50 B: £1.75 C: £1.50



Brasilia
Height: 100cm
A: £2.50 B: £1.75 C: £1.50




Bodyguard
Height: 120cm
A: £2.50 B: £1.75 C: £1.50



Casa Blanca
Height: 110cm
A: £2.50 B: £1.75 C: £1.50



Chelsea
Height: 110cm
A: £2.50 B: £1.75 C: £1.50



Columbia
Height: 120cm
A: £2.50 B: £1.75 C: £1.50



Companion

Height: 100cm

A: £2.50 B: £1.75 C: £1.50



Corvara

Height: 100cm

A: £2.50 B: £1.75 C: £1.50



Extravaganza

Height: 90cm

A: £2.50 B: £1.75 C: £1.50



Joop

Height: 120cm


A: £2.50 B: £1.75 C: £1.50



Lucille

Height: 115cm

A: £2.50 B: £1.75 C: £1.50



Mambo

Height: 100cm

A: £2.50 B: £1.75 C: £1.50



Firebolt

Height: 85cm

A: £3.00 B: £2.50 C: £2.00



Gran Turismo

Height: 105cm


A: £2.50 B: £1.75 C: £1.50



Helvetia

Height: 120cm

A: £2.50 B: £1.75 C: £1.50



Marlon

Height: 100cm

A: £2.50 B: £1.75 C: £1.50



Metropolitan

Height: 140cm

A: £2.50 B: £1.75 C: £1.50



Millesimo

Height: 110cm

A: £2.50 B: £1.75 C: £1.50



Homerus

Height: 120cm


A: £2.50 B: £1.75 C: £1.50



Hotline

Height: 120cm

A: £2.50 B: £1.75 C: £1.50



Hot Spot

Height: 100cm

A: £2.50 B: £1.75 C: £1.50



Muscadet

Height: 80cm

A: £2.50 B: £1.75 C: £1.50



Queenfish

Height: 120cm

A: £2.50 B: £1.75 C: £1.50

A= Price per bulb if you purchase 1–2 bulbs B= Price per bulb if you purchase 3–4 bulbs



Rialto
Height: 110cm
A: £2.50 B: £1.75 C: £1.50



Red Empire
Height: 100cm
A: £2.50 B: £1.75 C: £1.50



Red Eyes
Height: 100cm
A: £2.50 B: £1.75 C: £1.50



Santander
Height: 100cm
A: £2.50 B: £1.75 C: £1.50




Sorbonne
Height: 105cm
A: £2.50 B: £1.75 C: £1.50



Spectator
Height: 100cm
A: £2.50 B: £1.75 C: £1.50



Stargazer
Height: 100cm
A: £2.50 B: £1.75 C: £1.50



Tiger Edition
Height: 100cm
A: £2.50 B: £1.75 C: £1.50

C= Price per bulb if you purchase 5+ bulbs

Double Oriental Lilies (DO)


These beautiful Double Oriental Lilies are a popular choice amongst lily lovers as they are pollen free. Its height of 90cm to 120cm (3 to 4 feet), colour, shape and fragrance contribute to its striking appearance. Double Oriental Lilies prefer acid soil (Ericaceous). If your soil is alkaline, plant in containers in Ericaceous compost.



Exotic Sun
Height: 75cm
A: £3.00 B: £2.50 C: £2.00



My Wedding
Height: 120cm
A: £3.00 B: £2.50 C: £2.00



Pretty Girl
Height: 70cm
A: £3.00 B: £2.50 C: £2.00



Polar Star
Height: 100cm
A: £3.00 B: £2.50 C: £2.00



Snowboard
Height: 100cm
A: £3.00 B: £2.50 C: £2.00



Sweet Rosy
Height: 70cm
A: £3.00 B: £2.50 C: £2.00

Longiflorum x Oriental Lilies (LO)

Longiflorum Oriental Lilies are delicately scented and later flowering (August). They are lime tolerant and therefore suitable for borders or pots in either Alkaline or Acidic soils that are well drained. LO lilies tend to grow between 90cm to 120cm (3 to 4 feet).



Gizmo
Height: 120cm
A: £2.50 B: £1.75 C: £1.50



Pink Brilliant
Height: 100cm
A: £2.50 B: £1.75 C: £1.50



Pink Heaven
Height: 120cm
A: £2.50 B: £1.75 C: £1.50



Polar
Height: 110cm
A: £2.50 B: £1.75 C: £1.50



Prince Promise
Height: 120cm
A: £2.50 B: £1.75 C: £1.50



Triumphator
Height: 110cm
A: £2.50 B: £1.75 C: £1.50



White Triumph
Height: 95cm
A: £2.50 B: £1.75 C: £1.50

Trumpet Lilies (T)

Trumpet Lilies are impressive in any garden due to their stately appearance and fragrance. The flowers are trumpet shaped, facing outward and are very early flowering. Ideal for the garden. These tall varieties can grow up to 200cm (8 feet) with a beautiful perfume.



African Queen
Height: 150cm
A: £3.00 B: £2.50 C: £2.00



Pink Perfection
Height: 150cm
A: £3.00 B: £2.50 C: £2.00



Regale
Height: 150cm
A: £3.00 B: £2.50 C: £2.00

Oriental x Trumpet Lilies (OT or Orienpet)

These giant Oriental Trumpet Lilies (also know as Orienpet or Tree Lilies) are a hybrid of the showy Trumpet Lily and hardy Oriental Lily. The result is a sweetly scented and stunning show of up to twenty blooms per stem. These Tree-like Lilies are very sturdy and can grow up to 250cm (8 feet) once established. They are lime tolerant and therefore ideal for borders or containers. Soil must be well drained.



Amarossi
Height: 120cm
A: £2.50 B: £1.75 C: £1.50



Big Brother
Height: 120cm
A: £2.50 B: £1.75 C: £1.50



Carbonero
Height: 120cm
A: £2.50 B: £1.75 C: £1.50

A= Price per bulb if you purchase 1–2 bulbs B= Price per bulb if you purchase 3–4 bulbs

C= Price per bulb if you purchase 5+ bulbs



Cocossa
Height: 150cm+
A: £2.50 B: £1.75 C: £1.50



Conca D'or
Height: 120cm
A: £2.50 B: £1.75 C: £1.50



Corcovado
Height: 120cm
A: £2.50 B: £1.75 C: £1.50



Morini
Height: 120cm
A: £2.50 B: £1.75 C: £1.50



Mussasi
Height: 150cm
A: £2.50 B: £1.75 C: £1.50



Nymph
Height: 130cm
A: £2.50 B: £1.75 C: £1.50



Cyclone
Height: 120cm
A: £2.50 B: £1.75 C: £1.50



Eudoxia
Height: 120cm
A: £2.50 B: £1.75 C: £1.50



Flashpoint
Height: 105cm
A: £2.50 B: £1.75 C: £1.50



Paraguay
Height: 120cm
A: £2.50 B: £1.75 C: £1.50




Palazzo
Height: 120cm+
A: £2.50 B: £1.75 C: £1.50



Robina
Height: 200cm
A: £2.50 B: £1.75 C: £1.50



High Tea
Height: 120cm
A: £2.50 B: £1.75 C: £1.50



Holland Beauty
Height: 200cm
A: £2.50 B: £1.75 C: £1.50



Manissa
Height: 200cm
A: £2.50 B: £1.75 C: £1.50



Sucinto
Height: 140cm
A: £2.50 B: £1.75 C: £1.50




Table Dance
Height: 100cm
A: £2.50 B: £1.75 C: £1.50



Zambesi
Height: 125cm
A: £3.00 B: £2.50 C: £2.00

Asiatic Lilies (A)

Asiatic Lilies are mostly unscented and brightly coloured varieties. These lilies are medium sized with upward or outward facing flowers. They grow between 30–150cm (1 to 5 feet) and are the hardiest of the lilies. They are ideal for pots or borders and prefer well-drained Alkaline soils but will tolerate most conditions. Asiatic Lilies will typically flower in June/July.



Arsenal
Height: 100cm
A: £1.75 B: £1.20 C: £1.00



Black Charm
Height: 90cm
A: £2.50 B: £1.75 C: £1.50



Black Out
Height: 90cm
A: £1.75 B: £1.20 C: £1.00



Chocolate Canary
Height: 120cm
A: £2.50 B: £1.75 C: £1.50



Delicate Joy (Double)
Height: 60cm
A: £2.50 B: £1.75 C: £1.50




Dixie Jass
Height: 100cm
A: £2.50 B: £1.75 C: £1.50



Easy Dance
Height: 75cm
A: £1.75 B: £1.20 C: £1.00



Easy Salsa
Height: 100cm
A: £1.75 B: £1.20 C: £1.00



Elodie (Double)
Height: 100cm
A: £1.75 B: £1.20 C: £1.00



Flore Pleno (Double)
Height: 150cm
A: £2.50 B: £1.75 C: £1.50



Foreigner
Height: 100cm
A: £2.50 B: £1.75 C: £1.50



Forever Susan
Height: 90cm
A: £1.75 B: £1.20 C: £1.00



Heartstrings
Height: 100cm
A: £2.50 B: £1.75 C: £1.50



Hiawatha
Height: 120cm
A: £2.50 B: £1.75 C: £1.50



Kaveri (Oriental Asiatic)
Height: 100cm
A: £2.50 B: £1.75 C: £1.50



Landini
Height: 90cm
A: £2.50 B: £1.75 C: £1.50



London Heart
Height: 120cm
A: £2.50 B: £1.75 C: £1.50



Must See
Height: 100cm
A: £2.50 B: £1.75 C: £1.50




Patricia's Pride
Height: 90cm
A: £2.50 B: £1.75 C: £1.50



Pink Flavour
Height: 120cm
A: £1.75 B: £1.20 C: £1.00



Netty's Pride
Height: 100cm
A: £2.50 B: £1.75 C: £1.50



Orange Cocotte
Height: 90cm
A: £1.75 B: £1.20 C: £1.00




Pup Art
Height: 90cm
A: £1.75 B: £1.20 C: £1.00



Night Flyer
Height: 200cm
A: £2.50 B: £1.75 C: £1.50



Red Twin (Double)
Height: 100cm
A: £1.75 B: £1.20 C: £1.00



Sweet Surrender
Height: 110cm
A: £2.50 B: £1.75 C: £1.50

Longiflorum x Asiatic Lilies (LA)

Longiflorum Asiatic Lilies produce a wide variety of vibrantly coloured blooms that are mostly scented. They are lime tolerant and therefore suitable for borders or pots. They are easy to grow in Alkaline or Acidic, well-drained soils and will reach up to 100cm (3.5 feet).

A= Price per bulb if you purchase 1 – 2 bulbs

B= Price per bulb if you purchase 3 – 4 bulbs

C= Price per bulb if you purchase 5+ bulbs



Bright Diamond

Height: 100cm

A: £1.75 B: £1.20 C: £1.00



Brindisi

Height: 90cm

A: £1.75 B: £1.20 C: £1.00



Cereza

Height: 90cm

A: £1.75 B: £1.20 C: £1.00



Golden Stone

Height: 80cm

A: £1.75 B: £1.50 C: £1.00



Golden Tycoon

Height: 85cm

A: £1.75 B: £1.20 C: £1.00



Longwood

Height: 110cm

A: £2.50 B: £1.75 C: £1.50



Mapira

Height: 90cm

A: £2.50 B: £1.75 C: £1.50



Original Love

Height: 100cm

A: £1.75 B: £1.20 C: £1.00



Pink River

Height: 120cm

A: £1.75 B: £1.20 C: £1.00



Esprit

Height: 90cm

A: £1.75 B: £1.20 C: £1.00



Eyeliner

Height: 100cm

A: £2.50 B: £1.75 C: £1.50



Forza Red

Height: 100cm

A: £1.75 B: £1.20 C: £1.00



Paintball

Height: 100cm

A: £2.50 B: £1.75 C: £1.50



Sweet Desire

Height: 100cm

A: £2.50 B: £1.75 C: £1.50



Trebbiano

Height: 110cm

A: £1.75 B: £1.20 C: £1.00

Martagon Lilies

Martagons are ideal for woodland type gardens. These special varieties of Lilies need to be planted in the Autumn and grow especially well in dappled shade in Humus rich, Alkaline soil. They naturalize really well and are long lived and hardy. Martagon Lilies can take a year or so to establish themselves but they will grow strongly after their second year of planting.

Please Note: All Martagon Lilies are dispatched in the Autumn from September to November.



Arabian Night
Height: 150cm
£7.50 EACH



Martagon 'Album'
Height: 120cm
£8 EACH



Chameleon
Height: 160cm
£7.50 EACH



Claude Shride
Height: 180cm
£7.50 EACH



Guinea Gold
Height: 180cm
£7.50 EACH

Dispatched in the Autumn for early Summer flowering



Manitoba Morning
Height: 120cm
£7.50 EACH



Orange Marmalade
Height: 80cm
£7.50 EACH




Terrace City
Height: 80cm
£7.50 EACH

Pot Lilies (Short Varieties)

These plants are genetically short and strong and come in Asiatic or Oriental varieties. With the solid coloured 'Tiny Series' presenting some new selections including Tiny Ghost and Tiny Padhye both of which are part of the unique line of Asiatic lilies for pots. These lilies will grow between 35cm and 60cm (1 to 2 feet).

A= Price per bulb if you purchase 1 – 2 bulbs
B= Price per bulb if you purchase 3 – 4 bulbs
C= Price per bulb if you purchase 5+ bulbs



Mona Lisa (Oriental)
Height: 60cm
A: £2.00 B: £1.75 C: £1.50



Tiny Ghost (Asiatic)
Height: 35cm
A: £2.00 B: £1.75 C: £1.50



Tiny Padhye (Asiatic)
Height: 35cm
A: £2.00 B: £1.75 C: £1.50



Salmon Star (Oriental)
Height: 60cm
A: £2.00 B: £1.75 C: £1.50


Special Varieties

In this section we have chosen a few of our favourite unusual varieties of lilies including the very popular 'Flame Lily', also known as Gloriosa. All of these bulbs are dispatched in the Spring except *Lilium Candidum*, which is sent out in the Autumn.

A= Price per bulb if you purchase 1 – 2 bulbs

B= Price per bulb if you purchase 3 – 4 bulbs

C= Price per bulb if you purchase 5+ bulbs



Gloriosa (The Flame Lily)

Height: 3m

£10 For 3 Bulbs



Kushi Maya (Nepalense Hybrid)

Height: 1.5m

£5.00 Each



Fusion (Longflorum Hybrid)

Height: 100cm

A: £3.00 B: £2.50 C: £2.50



Lankon

Height: 120cm

A: £2.50 B: £1.75 C: £1.50



Leichtlinii

Height: 200cm

A: £1.75 B: £1.20 C: £1.00



Lilium Candidum (Madonna Lily)

Height: 120cm

3 Bulbs for £10



Speciosum Uchida

Height: 120cm

A: £2.50 B: £1.75 C: £1.50

Special Offer Collections

We have put together some collections of Lily bulbs to give you a variety of top selling bulbs for a special offer price of £15 per collection.



Tree-like Lily Collection

INCLUDES


3x Manissa

3x Nymph

3x Robina

3x The Torch

£15.00



Oriental Lily Collection

INCLUDES


3x Chelsea

3x Marlon

3x Casa Blanca

3x Mambo

£15.00



Asiatic Lily Collection

INCLUDES

3x Black Out

3x Forever Susan

3x Original Love

3x Patricia's Pride

£15.00



'Dazzling Whites' Lily Collection
Pack of 12 Bulbs
£15.00



'Flaming Oranges' Lily Collection
Pack of 12 Bulbs
£15.00



'Perfect Pinks' Lily Collection
Pack of 12 Bulbs
£15.00



'Hot Red Bed' Lily Collection
Pack of 12 Bulbs
£15.00



Multicoloured Tree-Like Lily Collection
Pack of 12 Bulbs
£15.00



Roselily Bulb Collection
Pack of 10 Bulbs
£15.00



Spring Bulbs


● = Full Sun

● = Semi-shade

● = Full-shade

**Ambassador**

Height: 100cm
Plant Depth: 10-15cm
3 FOR **£10.00** ●

**Christophii**

Height: 50-60cm
Plant Depth: 10-12cm
10 FOR **£5.00** ●

**Drumstick**

Height: 60-90cm
Plant Depth: 8cm
20 FOR **£5.00** ●

**Pinball Wizard**


Height: 120cm
Plant Depth: 10-15cm
3 FOR **£10.00** ●

**Purple Rain**

Height: 120cm
Plant Depth: 10-15cm
10 FOR **£7.50** ●

**Purple Sensation**

Height: 70-90cm
Plant Depth: 10-12cm
10 FOR **£5.00** ●

**Giganteum**

Height: 150cm
Plant Depth: 10-15cm
3 FOR **£5.00** ●

**Forelock**


Height: 150cm
Plant Depth: 10-15cm
3 FOR **£10.00** ●

**Gladiator**

Height: 150cm
Plant Depth: 10-15cm
3 FOR **£5.00** ●

**Summer Drummer**

Height: 180cm
Plant Depth: 10-15cm
5 FOR **£10.00** ●

**Red Mohican**

Height: 100cm
Plant Depth: 10-15cm
5 FOR **£10.00** ●

**Globemaster**

Height: 80cm
Plant Depth: 10-15cm
3 FOR **£10.00** ●

**Mount Everest**

Height: 120cm
Plant Depth: 10-15cm
3 FOR **£5.00** ●

**Nectaroscordum**

Height: 80-100cm
Plant Depth: 10-15cm
10 FOR **£5.00** ●

**Schubertii**

Height: 50cm
Plant Depth: 10-12cm
3 FOR **£5.00** ●

**Angelique**

Height: 50cm
Plant Depth: 10-12cm
20 FOR £7.50

**Angel's Wish**


Height: 60cm
Plant Depth: 10-12cm
10 FOR £5.00

**Ballerina**

Height: 60cm
Plant Depth: 10-12cm
20 FOR £7.50

**Exotic Emperor**

Height: 50cm
Plant Depth: 10-12cm
20 FOR £7.50

**Flaming Parrot**

Height: 60cm
Plant Depth: 10-12cm
20 FOR £7.50

**Flaming Spring Green**

Height: 50cm
Plant Depth: 10-12cm
20 FOR £7.50

**Black Parrot**


Height: 45cm
Plant Depth: 10-12cm
20 FOR £7.50

**Carnival De Nice**

Height: 50cm
Plant Depth: 10-12cm
20 FOR £7.50

**China Town**

Height: 45cm
Plant Depth: 10-12cm
20 FOR £7.50

**Golden Artist**

Height: 60cm
Plant Depth: 10-12cm
20 FOR £7.50

**Golden Dynasty**

Height: 45cm
Plant Depth: 10-12cm
20 FOR £7.50

**Ice Cream**


Height: 25cm
Plant Depth: 10-12cm
5 FOR £10.00

**Claudia**

Height: 45cm
Plant Depth: 10-12cm
20 FOR £7.50

**Esperanto**

Height: 30cm
Plant Depth: 10-12cm
20 FOR £7.50

**Estella Rynveld**

Height: 50cm
Plant Depth: 10-12cm
20 FOR £7.50

**Princess Irene**

Height: 35cm
Plant Depth: 10-12cm
20 FOR £7.50

**Queen of Night**

Height: 60cm
Plant Depth: 10-12cm
20 FOR £7.50

**Rems Favourite**

Height: 60cm
Plant Depth: 10-12cm
20 FOR £7.50



**Russian Princess**

Height: 50cm
Plant Depth: 10-12cm
20 FOR **£7.50**

**Shirley**

Height: 40cm
Plant Depth: 10-12cm
20 FOR **£7.50**

**Spring Green**

Height: 50cm
Plant Depth: 10-12cm
20 FOR **£7.50**

**Heart's Delight**

Height: 20cm
Plant Depth: 10-12cm
30 FOR **£5.00**

**Giuseppe Verdi**

Height: 30cm
Plant Depth: 10-12cm
30 FOR **£5.00**

**Scarlet Baby**

Height: 20cm
Plant Depth: 10-12cm
30 FOR **£5.00**

**Super Parrot**

Height: 50cm
Plant Depth: 10-12cm
20 FOR **£7.50**

**Van Eijk**

Height: 40cm
Plant Depth: 10-12cm
20 FOR **£7.50**

**Red Riding Hood**

Height: 30cm
Plant Depth: 10-12cm
30 FOR **£5.00**

**Mixed Cottage Tulips**

Height: 35cm
Plant Depth: 10-12cm
30 FOR **£5.00**

**Uncle Tom**

Height: 45cm
Plant Depth: 10-12cm
20 FOR **£7.50**

**Bungei**

Height: 90cm
Plant Depth: 5-10cm
3 FOR **£5.00**

**Cleopatra**

Height: 125cm
Plant Depth: 5-10cm
3 FOR **£5.00**

**Rubustus**

Height: 175cm
Plant Depth: 5-10cm
£5.00 EACH



**Imperialis Aurora**

Height: 90cm
Plant Depth: 15cm
3 FOR **£10.00**

**Imperialis Lutea**

Height: 90cm
Plant Depth: 15cm
3 FOR **£10.00**

**Imperialis Rubra Maxima**

Height: 90cm
Plant Depth: 15cm
3 FOR **£10.00**

**Minnow**

Height: 25cm
Plant Depth: 10-15cm
30 FOR **£5.00**

**Jetfire**

Height: 20cm
Plant Depth: 10-15cm
30 FOR **£5.00**

**Rip Van Winkle**

Height: 15cm
Plant Depth: 10-15cm
20 FOR **£5.00**

**Assyriaca/Uva Vulpis**

Height: 30cm
Plant Depth: 6-8cm
20 FOR **£5.00**

**Meleagris**

Height: 15-20cm
Plant Depth: 6-8cm
20 FOR **£5.00**

**Persica**

Height: 80cm
Plant Depth: 15cm
3 FOR **£10.00**

**Anemone Blanda Mixed**

Height: 10-15cm
Plant Depth: 10-15cm
20 FOR **£4.00**

**Chinodoxa Glory of the Snow**

Height: 10-15cm
Plant Depth: 3-5cm
50 FOR **£4.00**

**Cyclamen Coum**

Height: 6-8cm
Plant Depth: 6-8cm
5 FOR **£5.00**

**Leichtlinii Alba**

Height: 80cm
Plant Depth: 10-15cm
3 FOR **£5.00**

**Leichtlinii Caerulea**

Height: 80cm
Plant Depth: 10-15cm
3 FOR **£5.00**

**Cusickii**

Height: 65cm
Plant Depth: 10-15cm
3 FOR **£5.00**

**Mixed Crocus**

Height: 10-12cm
Plant Depth: 6-8cm
40 FOR **£4.00**

**Russian Snowdrops**

Height: 10-20cm
Plant Depth: 6-8cm
50 FOR **£4.00**

**Snow Drops**

Height: 10-15cm
Plant Depth: 6-8cm
40 FOR **£4.00**





Tete-a-Tete

Height: 15cm

Plant Depth: 10-15cm

30 FOR **£5.00**



Cyclamen Hederifolium

Height: 10-13cm

Plant Depth: 6-8cm

3 FOR **£8.00**



Erythronium Pagoda

Height: 20-25cm

Plant Depth: 6-8cm

6 FOR **£5.00**



Leucojum Aestivum

Height: 45-55cm

Plant Depth: 10-15cm

10 FOR **£5.00**



Muscari Latifolium

Height: 10-20cm

Plant Depth: 6-8cm

20 FOR **£3.00**



Narcissus Pheasant Eye

Height: 35-50cm

Plant Depth: 8-10cm

20 FOR **£5.00**



Hyacinthoides

Non-scripta Blue Bells

Height: 25cm

Plant Depth: 6-8cm

20 FOR **£5.00**



Lilium Candidum

'Madonna Lily'

Height: 120cm

3 FOR **£10.00**

Late spring
flowering



Planting Instructions

Lilies

Planting Instructions

- * Lily Bulbs should be planted as soon as possible. Ideally in the Spring but can be planted up until the Autumn.
- * Find a location with full sun or partial shade with well-drained soil.
- * Different Lily varieties tolerate different soil types, Acidic or Alkaline. See Planting Instructions on each Lily for more information at www.hartsnursery.co.uk.
- * Arrange the Lilies in an odd-number grouping.
- * If planting in the garden, plant the bulbs about 8" apart. Space the groupings at least 3 feet apart.
- * If planting in pots, plant 3 bulbs in a 14" patio-type pot using good-quality, multi-purpose compost.
- * Plant the bulbs with 6" of soil above them.

Care Instructions

- * Lilies can tolerate very cold conditions but they do not like to get wet.
- * If planting in borders in the garden, the soil must be well drained and, preferably, humus rich.
- * If planting in pots, make sure lilies are kept moist but do not get waterlogged.
- * Lilies prefer to be planted in a location with at least half a day's full sunshine, if it's a bit too shady they will lean their stems towards the sun.
- * Lily bulbs do not like to be dried out so they must be kept in soil at all times.
- * Try to plant your lilies where they will dry out after rain to prevent Botrytis, a fungus that spots the leaves. If you do see brown spots on your leaves, spray with a fungicide recommended for roses.
- * If planting in pots, it may be an idea to tilt the pots on their side in the winter to prevent waterlog.
- * When the Lily has finished flowering, cut any seed heads back and allow the foliage to die back naturally. Do not be tempted to cut the stem back until stems becomes hollow and brown.
- * After a few years of flowering, you may find your lilies produce less blooms, it may be time to lift your bulbs and divide them by breaking off the bulblets. All the bulbs will then need replanting.

Scarlet Lily Beetle Care (*Lilioceris Lili*)

This scarlet coloured pest is fast becoming the most dangerous lily predator. Feeding on foliage in Spring and early Summer and damage increasing throughout the remainder of flowering growth, bulbs can become under-sized and flowering the following year can be jeopardised. These pests can be seen in their various stages of growth and are all equally dangerous. Reddish brown eggs lead onto grubs and then finally to bright red beetles with blackhead and legs. To destroy these insects, we recommend inspecting plants regularly and picking off any adult bugs and wiping away any grubs off the backs of leaves. A good remedy is to crush garlic (a whole bulb) in boiling water, strain and store in a (250ml) bottle in the fridge. Dilute 3 parts water to 1 part garlic solution and spray plants every few days. This is better than insecticides as it will not affect bees.



- * Cut the Alliums back at the end of their blooming season. They will then continue to grow in your garden year on year with very little maintenance.

Care Instructions

- * Allow flower to die back and remove any dead foliage in early Summer.
- * Remove any dead stems that become detached from their bases.
- * Alliums are hardy and can therefore be left in the ground all year round.
- * Keep an eye out for any diseased foliage.
- * Seldom need support.



Alliums

Planting Instructions

- * Choose a location to plant your Allium Bulbs, they like to be in full sunlight and well-drained soil.
- * Once you have found the perfect spot in your garden to grow your Alliums, you need to dig holes in the flower bed that are three times the circumference of the bulb. For example, if the bulb is two inches in size then it needs to be planted six inches deep.
- * Plant the bulbs about 8-12 inches apart. For impact, plant in groups.
- * Alliums work well in rockeries and crowded gardens as they don't take up much space.
- * The Allium bulbs need to be planted pointy end up.
- * Water the bulb well once in situ.
- * To help the soil drain well it is also beneficial to spread mulch,
 - * wood chips and organic matter over the entire planting area.
- * Alliums will flower around May/June.

Camassia

Planting Instructions

- * Find a location with well-drained soil.
- * Camassia like to receive full sun if the soil is moist.
- * In slightly dried soils, Camassia can be grown in areas that receive 4-5 hours of direct sunlight.
- * Plant the Camassia bulbs 4" deep and 8-10" apart.
- * The bulbs are rounded, with small pointy ends. Plant the points facing upwards.
- * After planting, water the Camassia well, gently soaking the soil to settle it around the bulbs.
- * Buds will be visible in late Spring and it will produce flowers in early Summer.

Care Instructions

- * For best naturalising results, leave the plants undisturbed; they'll be fine for years in the same spot.
- * After blooming has finished for the season leave the foliage in place; don't cut it off. The leaves will gather sunlight, create food through photosynthesis and strengthen the bulbs for the future.
- * Water as needed during active growth periods.
- * By mid summer the leaves may yellow and die back. Foliage may be removed at this point.
- * Camassia prefer to be undisturbed. These are not the best plants to use for containers.



Tulips

Planting Instructions

- * Find a location with well-drained soil. Tulips will not thrive in water-logged areas.
- * Tulips like to receive full sun for most of the day. However, some varieties can tolerate shady areas too. Check with the individual variety at www.hartsnursery.co.uk.
- * If planting in the garden, plant the bulbs with their pointed tops 12cm below the soil surface. Allow 4-5 bulbs per square foot.
- * If planting in Pots, find a large container and fill

it with good-quality, well-drained soil. Ensure there is adequate draining holes.

- * Plant in the Autumn, September through to November.
- * After planting, water the Tulips well, gently soaking the soil to settle it around the bulbs.
- * Tulips will flower early Spring.

Care Instructions

- * Dead head the flowers during the season before the petals fall off.
- * After flowering has finished for the season leave the foliage in place; don't cut it off. The leaves will gather sunlight, create food through photosynthesis and strengthen the bulbs for the future.
- * Water as needed during active growth periods.
- * By mid summer the leaves may yellow and die back. Foliage may be removed at this point.

Miniature Narcissus (Daffodils)

Planting Instructions

- * Find a location with well-drained soil. Daffodils will not thrive in water-logged areas.
- * Daffodils like to receive full sun for most of the day.
- * If planting in the garden, plant the bulbs with their pointed tops 4-7" below the soil surface with smaller bulbs placed more shallowly than larger ones. Allow 4-5 bulbs per square foot.
- * If planting in Pots, find a large container and fill it with good-quality, well-drained soil. Ensure there is adequate draining holes.
- * Plant in the Autumn, September through to November.
- * After planting, water the Daffodils well, gently soaking the soil to settle it around the bulbs.



- * Daffodils will flower early Spring.

Care Instructions

- * After flowering has finished for the season leave the foliage in place; don't cut it off. The leaves will gather sunlight, create food through photosynthesis and strengthen the bulbs for the future.
- * Water as needed during active growth periods.
- * By mid summer the leaves may yellow and die back. Foliage may be removed at this point.

Fritillaria Imperialis (Crown Imperials)

Planting Instructions

- * Fritillaria Imperialis should be planted in the Autumn for Spring flowering.
- * Find a location with full sun or partial shade with well-drained, sandy soil, if necessary add sand, grit or gravel to be improve the condition of the area for planting.
- * Arrange the bulbs in an odd-number grouping.
- * If planting in the garden, plant the bulbs about 10-12" apart. Space the groupings at least 3 feet apart.
- * If planting in pots, plant 1 bulb in a 6-8" pot using good-quality, multi-purpose compost, preferably adding sand to the hole to prevent the bulb from rotting.
- * Plant the bulbs quite deep with 6-8" of soil above them.
- * It is best to plant the Crown Imperial bulb on its side, this prevents water collecting at the top of the bulb and causing it to rot.
- * When the Fritillaria Imperialis has finished flowering, cut any seed heads back and allow the foliage to die back naturally.
- * Fritillaria Imperialis bulbs will multiply during the first or second year of planting. Ideally, the best time to lift and check your bulbs for dividing is during the months of August and September.
- * Once, you have divided your bulbs, they will all need replanting.
- * Keep a look out for Scarlet Lily Beetle. See Scarlet Lily Beetle Care on page 38.



Care Instructions

- * Fritillaria Imperialis can tolerate very cold conditions but they do not like to get wet.
- * If planting in borders in the garden, the soil must be well drained and, preferably, sandy.
- * If planting in pots, make sure the Fritillaria Imperialis are kept moist but do not get waterlogged.
- * If planting in pots, it may be an idea to tilt the pots on their side in the winter to prevent waterlog.



Eremurus

Planting Instructions

- * Choose a Sunny position to plant your Eremurus Bulbs. Choose your position carefully as Eremurus resents being disturbed. They prefer a Sunny position as they will develop stronger stems but they will grow in light shade also.
- * Eremurus Bulbs like a well-drained, sandy soil. Preferably an ordinary Acidic or Neutral soil type.
- * Gently tuck your Eremurus roots into a hole that is 5-6" deep and 10-12" across, fanning them out and pointing them slightly downwards.
- * Space plants about a foot apart. Plant carefully as the roots can break if not handled gently.
- * After planting, water well, gently soaking the soil and settling it around the roots. Root growth will begin in the Autumn. Top growth and flower stems will form in the Spring.

Care Instructions

- * Water as needed throughout its growth. Keep in mind that weekly deep waterings are better than lighter drinks every one to two days.
- * After blooming has finished for the season, feel free to trim off the flower spikes but leave the foliage in place. The leaves will gather sunlight, create food through photosynthesis and strengthen the bulb for the future.
- * By mid summer the leaves will yellow and die back as the plant slips into dormancy. Foliage may be removed at this point. Marking the spot with a small stake is recommended to ensure that the roots are not disturbed. Fresh growth will appear again in late Autumn or Spring, depending on where you live.
- * Eremurus prefer to remain undisturbed and therefore are not ideal for containers. We recommend planting them in beds and borders rather than in containers.

How to Order

To order your bulbs, simply complete the order form on the back page or order online at our website at www.hartsnursery.co.uk. Alternatively, please feel free to give us a call on 01270 485379 and order over the phone. **Please note:** During the Spring and Summer months, we are busy with the flower shows, therefore we will endeavour to return your call upon our return.

Delivery

All orders to the UK will be dispatched by courier or the Royal Mail. We have a standard charge for all orders to the UK of £5.50 P&P. (However, there is a surcharge of £2.00 to orders being dispatched to postcodes IM, HS and ZE.) Every effort is made to send out orders as soon as possible, please see Dispatch Dates below.

There is also a surcharge for any additional deliveries if you order Lily Bulbs, Spring Flowering Bulbs and Summer Flowering Bulbs in one transaction (or just two out of the three categories) as they will be dispatched at different times of the year. If you are ordering online, this will be calculated for you at the check out. If you wish to complete the order form on the back page, please see below for any surcharges for additional packages and our delivery dates. If in doubt, please give us a call on 01270 485379.

P&P Rates

The following P&P rates apply:

- * For **UK customers**, a small parcel rate of £5.50 will be charged (with a surcharge of £2.00 to postcodes IM, HS and ZE).
- * For **EU customers**, a small parcel rate of £25.00 will be charged.

Larger parcels (up to 10kg) will vary depending on weight and destination. We will contact customers direct if we need to amend the postage cost. Unfortunately, we do not deliver to those living outside of the EU.

The following surcharges for additional packages will apply:

- * For **UK customers**, a surcharge for each additional package to the UK is £4.00.
- * For **EU customers**, a surcharge for each additional package to the EU is £20.00.

HartsNursery

LILY & BULB SPECIALISTS

Tel: 01270 485379 Mob: 07855785540

E: enquiries@hartsnursery.co.uk W: www.hartsnursery.co.uk

Harts Nursery, 28 Lodge Road, Alsager, Cheshire ST7 2HD