

Mediterranean chromosome number reports – 22

edited by G. Kamari, C. Blanché & S. Siljak-Yakovlev

Abstract

Kamari, G., Blanché, C. & Siljak-Yakovlev, S. (eds): Mediterranean chromosome number reports – 22. — Fl. Medit. 22: 211-232. 2012. — ISSN: 1120-4052 printed, 2240-4538 online.

This is the twenty-two of a series of reports of chromosomes numbers from Mediterranean area, peri-Alpine communities and the Atlantic Islands, in English or French language. It comprises contributions on 15 taxa: *Cakile*, *Chrithmum*, *Dorycnium*, *Inula*, *Reichardia* and *Pancreatium* from Greece by E. Liveri, P. Bareka & G. Kamari (Nos 1753-1758); *Pimpinella* from Turkey by Ç. Kızılarşlan & E. Akalın (Nos 1759-1760); *Anagyris* from Italy, Sardinia, Sicily, Spain, Balearic Islands, Greece, Crete, East Aegean Islands, Asiatic Turkey and Canary Islands by T. Cusma Velari, L. Feoli Chiapella, V. Kosovel & L. Pellizzari (Nos 1761-1762); *Chenopodium* and *Suaeda* from Bulgaria by N. Grozeva (Nos 1763-1767).

Addresses of the editors:

Prof. Georgia Kamari, Botanical Institute, Section of Plant Biology, Department of Biology, University of Patras, GR-265 00 Patras, Greece.

E-mail: kamari@upatras.gr

Prof. Cesar Blanché, IRBio-GReB, Laboratori de Botànica, Facultat de Farmàcia, Universitat de Barcelona, Av. Joan XXIII s/n, E-08028 Barcelona, Catalonia, Spain.

E-mail: cesarblanche@ub.edu

Dr. Sonja Siljak-Yakovlev, CNRS, Unité Ecologie, Systématique, Evolution, UMR 8079 UPS-CNRS-AgroParisTech, Département "Biodiversité, Systématique et Evolution, Université Paris-Sud 11, Bat. 360, 91405 ORSAY CEDEX, France.

E-mail: sonia.yakovlev@u-psud.fr

Reports (1753-1758) by Eleni Liveri, Pepy Bareka & Georgia Kamari

1753. *Cakile maritima* Scop. — $2n = 18$ (Fig. 1A).

Gr: Peloponnisos, Nomos Ilias, Palouki beach, 37° 45' N, 21° 18' E, alt. 0-10 m, 30 Aug 2009, *E. Liveri*, cult. no L4 (UPA).

Cakile maritima has a wide distribution throughout Europe, occurring in sandy or shingly beaches, rarely in other habitats near open sea from 0-100 m.

The chromosome number $2n = 18$ found here from continental Greece is in accordance with the reports by Wulff (1937) from Europe, north Africa and southwest Asia, Gjelsås (1970) and Engelskjøn (1979) from Norway, Strid (1971) from Albania, Zeybek & al. (1977) from Turkey, Baltisberger (1988) from Italy, Baltisberger & Charpin (1989) and Diosdado & al. (1993) from Spain, Runermark (2000) from Greece (East Aegean and Cyclades Islands). Gjelsås (l.c.) has also reported the chromosome number $2n = 36$, which, according to him, is a result of endopolyploidy.

The diploid karyotype is symmetrical, consisting mainly of metacentric (m) chromosomes. Their size is small, ranging from 0.47 to 1.11 μm .

1754. *Crithmum maritimum* L. — $2n = 20$ (Fig. 1B & 2A).

Gr: Peloponnisos, Nomos Ilias, Kourouta beach, 37° 46' N, 21° 17' E, alt. 0-10 m, 29 Jul 2010, *E. Liveri*, cult. no L82 (UPA).

Crithmum maritimum is distributed in the Atlantic coast of Europe, in the Mediterranean and Black Sea coasts and Macaronesia, growing in rocky places, such as maritime rocks and rock crevices.

The chromosome numbers given for this taxon are $2n = 20, 22$ with the first one being the most frequent. The chromosomal number $2n = 20$ is given by Malheiros Gardé & Gardé (1950, 1951) in material from Portugal, Vazart (1960), Cauwet (1968) and Delay (1969) in material from France, Queirós (1974) from Portugal, Villa (1978) from Italy, Dalgaard (1986) from the Canary Islands, Ruiz de Clavijo (1990) from Spain, Hollingsworth & al. (1992) and Al-Bermani & al. (1993) from the United Kingdom, Vasil'eva & al. (1993) from Georgia and Pimenov & al. (1998) from Tunisia. The number $2n = 22$ is reported from the Canary Islands by Borgen (1970). Pimenov & al. (1998) suggests that the number $2n = 20$ could be considered as an aneuploidy.

The chromosome number of $2n = 20$ presented here is given to the best of our knowledge for the first time from Greece. The karyotype is symmetrical, consisting of $2n = 10\text{m} + 2\text{sm} + 4\text{sm/st} + 4\text{st} = 20$ chromosomes, varying in size from 4.65 to 7.9 μm .

1755. *Dorycnium hirsutum* Ser. — $2n = 14+2B$ (Fig. 1C & 2B).

Gr: Peloponnisos, Nomos Ilias, Skafidia beach, 37° 42' N, 21° 19' E, alt. 0-10 m, 5 Aug 2009, *E. Liveri*, cult. no L5 (UPA).

Dorycnium hirsutum is a Mediterranean element found in areas with full sun and well drained soil at altitudes of 0-1500 m.

The chromosome number $2n = 14$ has also been reported from Greece by van Loon & Snelders (1979) in material from W. Macedonia, near Konitsa, Strid & Franzén (1981) in material from Mt. Olympus and Runermark (2006) in material from Kyklades Islands. The same chromosome number has been found in material from elsewhere (Fernandes & Santos 1975 from Portugal, Natarajan 1978 from France, De Leonardis & al. 1981 from Italy and Vioque & Pastor 1991 from Spain). Demiriz & Celebioglu (1980) found the chromosome number of $2n = 12$ in a population originating from Turkey, although Vioque & Pastor (1991) point out that this different chromosomal number should be treated with caution.

In the population studied here, B-chromosomes are observed to the best of our knowledge for the first time. The karyotype is symmetrical, consisting of metacentric and sub-metacentric chromosomes, ranging in size from 2.06 to 3.53 μm . The karyotype formula is given as $2n = 2x = 8m + 4m/sm + 2sm = 14+2B$ chromosomes.

1756. *Inula crithmoides* L. — $2n = 18$ (Fig. 1D).

Gr: Peloponnisos, Nomos Ilias, Kourouta beach, 37° 46' N, 21° 17' E, alt. 0-10 m, 29 Jul 2010, *E. Liveri*, cult. no L85 (UPA).

The taxon is distributed in the coastal areas of southern and western Europe, extending northwards to Scotland.

The somatic number $2n = 18$, found in the hereby studied population, is given for the first time in material from Greece and is in accordance with the one given by Rutland (1941) and Morton (1977) for the British Isles, Castro & Fontes (1946) and Fernandes & Queirós (1971) for Portugal, Delay (1968) and Labadie (1976) for France, Pavone & al. (1981) for Sicily, Gallego Martín & al. (1984) and Luque (1985) for Spain, Dempsey & al. (1994) and Montgomery & al. (1997) for United Kingdom. The karyotype is symmetrical and consists mostly of metacentric (m) and submetacentric chromosomes (sm), varying in size from 2.65 to 4.42 μm .

1757. *Reichardia picroides* (L.) Roth — $2n = 14$ (Fig. 1E & 2C).

Gr: Peloponnisos, Nomos Ilias, Skafidia beach, 37° 42' N, 21° 19' E, alt. 0-10 m, 5 Aug 2009, *E. Liveri*, cult. no L13 (UPA).

Reichardia picroides is a Mediterranean element found mostly in S Europe. It grows on dry, stony and rocky places as well as in cultivated fields.

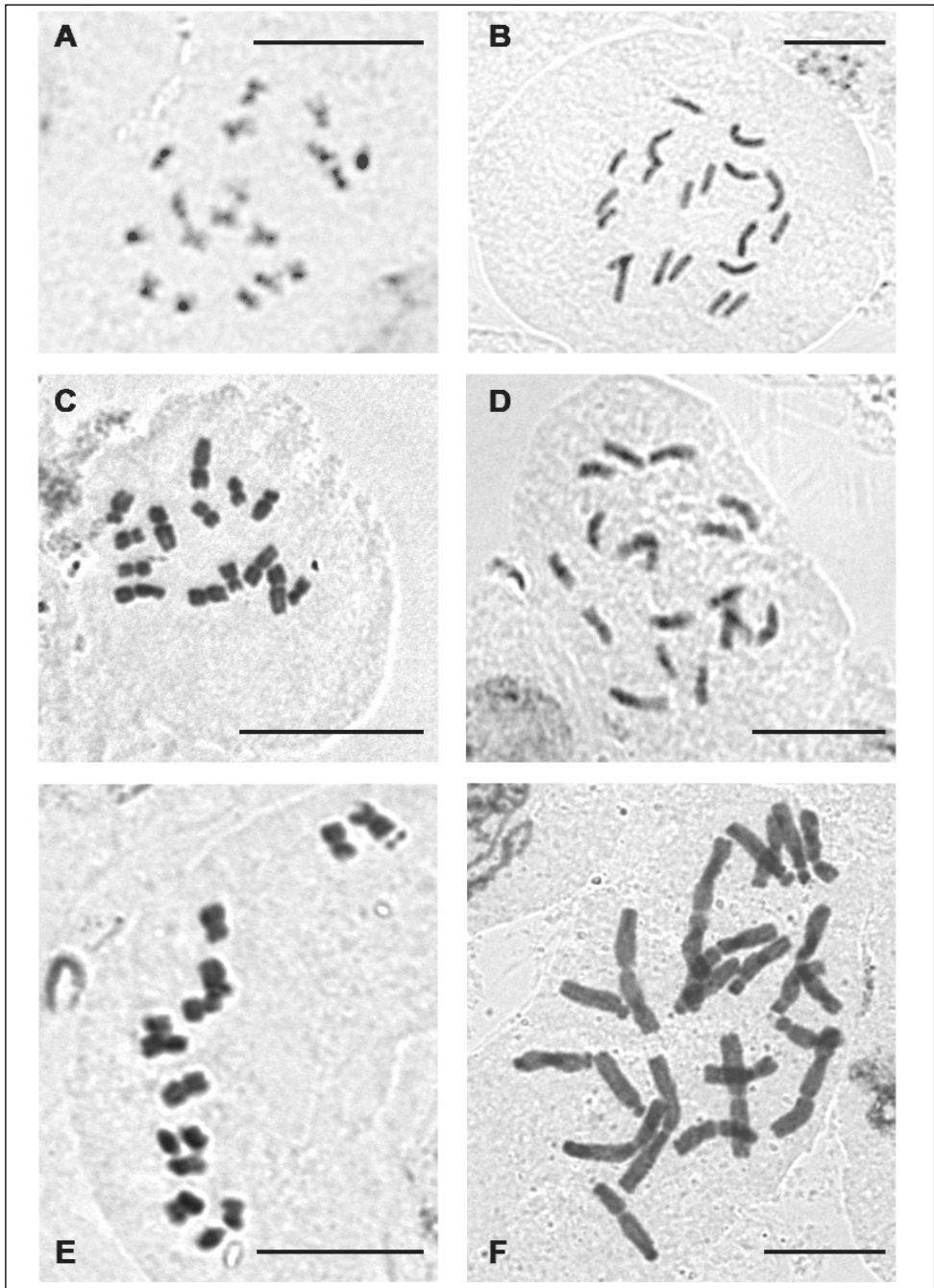


Fig. 1. Microphotographs of mitotic metaphase plates of: **A**, *Cakile maritime*, $2n = 18$; **B**, *Crithmum maritimum*, $2n = 20$; **C**, *Dorycnium hirsutum*, $2n = 14+2B$; **D**, *Inula crithmoides*, $2n = 18$; **E**, *Reichardia picroides*, $2n = 14$; **F**, *Pancratium maritimum*, $2n = 22$. – Scale bars = 10 μ m.

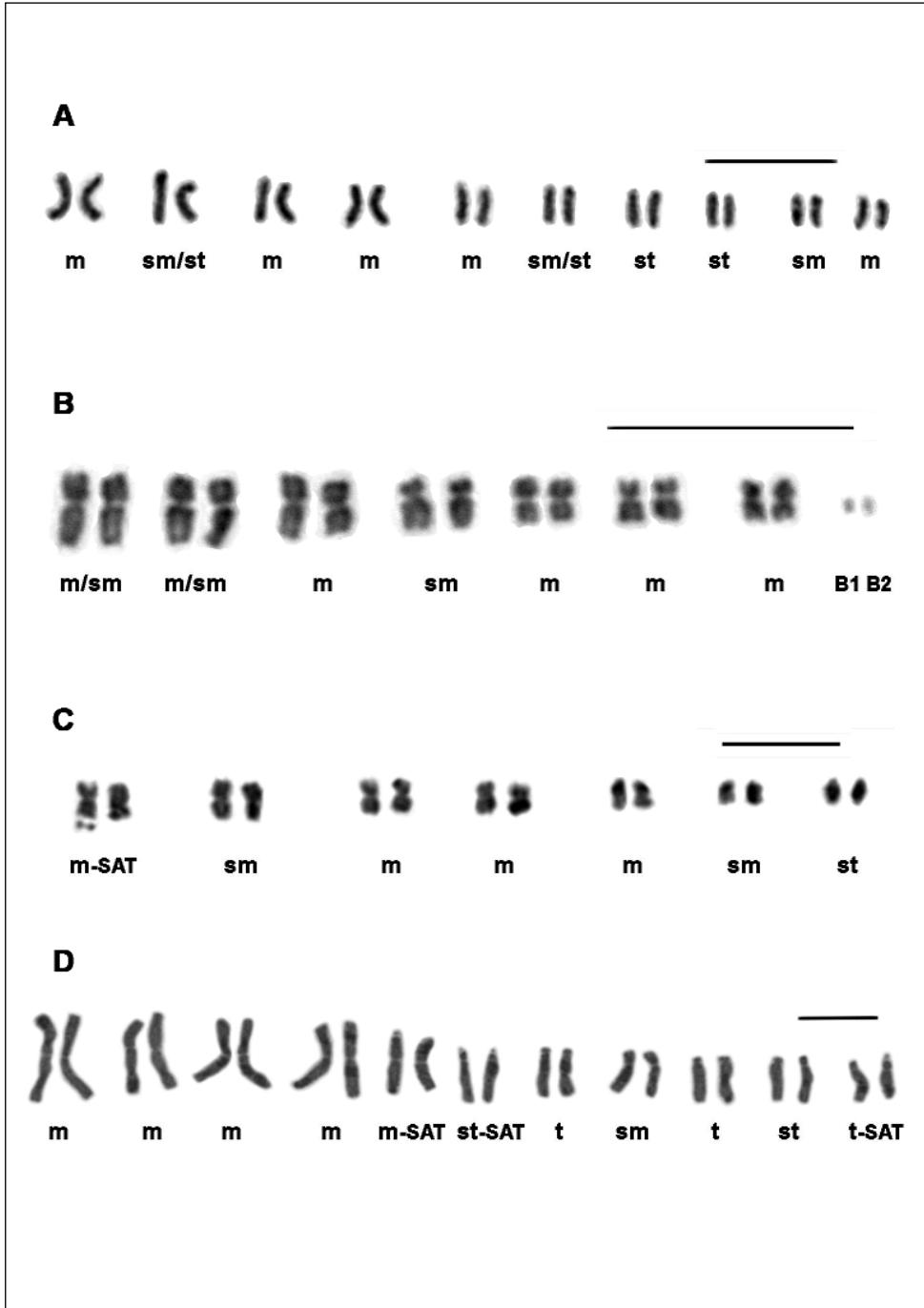


Fig. 2. Karyograms of: **A**, *Crithmum maritimum*, $2n = 20$; **B**, *Dorycnium hirsutum*, $2n = 14+2B$; **C**, *Reichardia picroides*, $2n = 14$; **D**, *Pancratium maritimum*, $2n = 22$. – Scale bars = 10 μ m.

The population studied in the present study from the west coasts of continental Greece showed the somatic number $2n = 14$ and the same karyotype morphology with previous reports from several Aegean islands (Snogerup 1980, Kapasa & al. 2001), as well as from other countries (Larsen 1955, Dolcher & Pignatti 1960, Dalgreen & al. 1971, Nilson & Lassen 1971, Fernandes & Queirós 1971, Strid 1971, Queirós 1973, Cardona 1973 & 1974, Šiljak 1977, Brullo & Pavone 1978, Šiljak-Yakovlev 1981, 1982, 1986, 1996, Natarajan 1978, Gallego 1980, Talavera & al. 1984, Aparicio 1989, Brullo & al. 1990 and Mejías 1998). Romano & al. 1991 reported $2n = 16$ for *R. picroides* var. *intermedia* (Sch.-Bip.) Fiori while Kamel (2004) also reports $2n = 16$ in material from Egypt.

The karyotype formula is given as $2n = 10m + 2m\text{-SAT} + 2m/sm = 14$ chromosomes, ranging in size from 1.67 to 2.96 μm .

1758. *Pancratium maritimum* L. — $2n = 22$ (Fig. 1F & 2D).

Gr: Peloponnisos, Nomos Ilias, Palouki beach, 37° 45' N, 21° 18' E, alt. 0-10 m, 21 Apr 2009, *E. Liveri*, cult. no L3 (UPA).

Pancratium maritimum is a bulbous perennial geophyte, growing in maritime sands and dunes of the Mediterranean area.

The chromosome number $2n = 22$ has been previously reported from Greece by Constantinidis & Kamari (1995), as well as from several countries (Fernandes 1933, Martinoli 1939, 1949, Contandriopoulos 1962, Bhattacharya & al. 1971, Bartolo & al. 1978, Oliva 1978, Valdés-Bermejo 1980, Badr 1980, Bartolo & al. 1980, Pastor & Valdés 1986, Zakharjeva 1990, Kuzmanov 1993, Oberprieler & Vogt 1994, Dalgıç & Basak 1996, d'Amato & de Dominicis 1996, Zemska & Sveshnikova 1999, Fernández & al. 2001, Şenel & al. 2002 and Christou 2010).

The karyotype formula of the population studied here is symmetrical consisting of $2n = 2x = 8m + 2m\text{-SAT} + 2sm + 2st + 2st\text{-SAT} + 4t + 2t\text{-SAT} = 22$ chromosomes, varying in size from 6.12 to 19.59 μm . The karyotype morphology of the population studied here is different from the karyotype morphology given by Constantinidis & Kamari (1995) with $2n = 8m + 4sm + 2st + 8t = 22$ chromosomes, Şenel & al. (2002) with $2n = 10m + 2sm + 10st = 22$ chromosomes in material from Turkey and Christou (2010) with $2n = 8m + 4sm + 6st + 4t = 22$ in material from Cyprus. It should be noted that until today, no satellite chromosomes had been reported in the karyotype of this taxon.

References

- Al-Bermani, A. K. K. A., Al-Shammari, K. I. A., Gornall, R. G. & Bailey, G. P. 1993: Contribution to a cytological catalogue of the British and Irish flora, 3. – *Watsonia* **19**: 169-171.
- D'Amato, G. F. & De Dominicis, R. I. 1996: Heterochromatin pattern, nucleolar organizer regions and rDNA in *Panocratium illyricum* and *P. maritimum* (*Amaryllidaceae*). – *Cytobios* **85**: 185-194.
- Aparicio, A. 1989: Números cromosómicos de plantas occidentales: 487-507. – *Anales Jard. Bot. Madrid* **45**: 483-494.
- Badr, A. 1980: Chromosome counts of six Egyptian plants. – *United Arab. Rep. J. Bot.* **23**: 127-129.

- Baltisberger, M. 1988: Numeri cromosomici per la flora Italiana: 1167-1184. – *Inform. Bot. Ital.* **20**: 627-636.
- & Charpin, A. 1989: Chromosomenzählungen von Gilbert Bocquet. – *Ber. Geobot. Inst. ETH Stiftung Rübel* **55**: 246-251.
- Bartolo, G., Brullo, S. & Pavone, P. 1978: Numeri cromosomici per la Flora Italiana: 484-493. – *Inform. Bot. Ital.* **10(2)**: 267-290.
- , —, —, & Terrasi, M. C. 1980: Contributo alla cariologia del genere *Plantago* in Sicilia e Calabria meridionale. – *Giorn. Bot. Ital.* **114**: 100.
- Bhattacharya, S., Khalifa, M. & Chaundri, I. 1971: Reports. [In Löve, Å. (ed.), *IOPB Chromosome number reports XXXII*]. – *Taxon* **20**: 349-350.
- Borgen, L. 1970: Chromosome numbers of Macronesian flowering plants. – *Nytt Mag. Bot.* **17(3-4)**: 145-161.
- Brullo, S., Guglielmo, A., Pavone, P. & Terrasi, M. C. 1990: Chromosome counts of flowering plants from N. Cyrenaica. – *Candollea* **45(1)**: 65-74.
- & Pavone, P. 1978: Numeri cromosomici per la Flora Italiana: 464-483. – *Inform. Bot. Ital.* **10(2)**: 248-265.
- Cardona, A. 1973: Contribution à l'étude cytotaxinomique de la flore des Baléares I. – *Acta Phytotax. Barcinon.* **14**: 1-20.
- 1974: Estudio citotaxonomico de algunas especies de las Islas Medes, Baleares, Córcega y Cerdeña. – *Lagascalia* **4**: 213-220.
- Castro, D. & Fontes, F. C. 1946: Primeiro contacto citologico com a flora halófila dos salgados de Sacavém. – *Broteria* **15**: 38-46.
- Cauwet, A. M. 1968: Contribution à l'étude caryologique des Ombellifères de la partie orientale des Pyrénées. – *Naturalia Monspel., Ser. Bot.* **19**: 5-27.
- Christou, E. 2010: Biosystematic study of rare, endemic and interesting taxa of the Flora of Cyprus. – MSc Thesis, University of Patras, Patras, Greece [In Greek with English summary].
- Constantinidis, Th. & Kamari, G. 1995: Reports (401-414). [In Kamari, G., Felber, F. & Garbari, F. (eds), *Mediterranean chromosome number reports - 5*]. – *Fl. Medit.* **5**: 265-278.
- Contandriopoulos, J. 1962: Recherches sur la flore endémique de la Corse et sur ses origines. – *Ann. Fac. Sci. Marseille* **32**: 1-354.
- Dahlgreen, R., Karlsson, T. & Lassen, P. 1971: Studies on the flora of Balearic Islands. I. Chromosome numbers in Balearic Angiosperms. – *Bot. Not.* **124**: 249-269.
- Dalgaard, V. 1986: Chromosome numbers in flowering plants from Madeira. – *Willdenowia* **16**: 221-240.
- De Leonardis, W., Pavone, P., Terassi, M. C. & Zizza, A. 1981: Numeri cromosomici per la flora Italiana: 814-830. – *Inform. Bot. Ital.* **13**: 158-167.
- Delay J. 1968: Halophytes II. – *Inf. Ann. Caryosyst. Cytogénét.* **2**: 17-22.
- 1969: Halophytes III. – *Inf. Ann. Caryosyst. Cytogénét.* **3**: 17-20.
- Dalgıç, G. & Basak, N. 1996: Chromosome numbers of some petaloid monocots from European Turkey. [In Öztürk, M. A., Seçmen, O. & Gork, G. (eds), "Plant Life in Southwest and Central Asia". *Proceedings of the IVth Plant Life in Southern Asia Symposium (Izmir, Turkiye 21-28 May 1995)* **1**: 54-62. – Izmir.
- Demiriz, H. & Celebioglu, T. 1980: Reports. [In Löve, Å. (ed.), *IOPB Chromosome number reports LXVIII*]. – *Taxon* **29**: 542.
- Dempsey, R. E., Gornall, R. J. & Bailey, J. P. 1994: Contributions to a cytological catalogue of the British and Irish flora, 4. – *Watsonia* **20**: 63-66.
- Diosdado, J. C., Santa-Bárbara, C., Vioque, J., Juan, R. & Pastor, J. 1993: Números cromosómicos para la flora Española: 691-719. – *Lagascalia* **17**: 173-184.
- Dolcher, T. & Pignatti, S. 1960: Note cariologiche su piante Mediterranee (*Biscutella*, *Convolvulus*, *Reichardia*). – *Nuovo Gior. Bot. Ital.* **67**: 176-184.

- Engelskjøn, T. 1979: Chromosome numbers in vascular plants from Norway, including Svalbard. – *Opera Bot.* **52**: 1-38.
- Fernandes, A. 1933: Note sur les chromosomes de *Panocratium*. – *Bol. Soc. Brot.*, sér. 2, **8**: 168-175.
- & Queirós, M. 1971: Contribution á la connaissance cytotaxinomique des Spermatophytes du Portugal. III. *Compositae*. – *Bol. Soc. Brot.*, sér. 2, **45**: 1-225.
- & Santos, M. F. 1975: Contribution á la connaissance cytotaxinomique des Spermatophyta du Portugal. IV. *Leguminosae* (suppl. 1). – *Bol. Soc. Brot.*, sér. 2, **49**: 173-196.
- Fernandez, M. P., Narbona, F. E., Ortiz, M. A., Talavera, S. & Salgueiro, F. G. 2001: Números cromosómicos de plantas occidentales: 892-906. – *Anales Jar. Bot. Madrid* **58(2)**: 344-345.
- Gallego, M. J. 1980: Estudio cariológico de las especies españolas del genero *Reichardia* Roth (*Compositae*). – *Lagascalia* **9**: 149-158.
- Gallego Martín, F., Elena-Rosselló, J. & Anta, M. S. 1984: Datos cariológicos de algunas plantas Españolas. – *Stud. Bot. Univ. Salamanca* **3**: 317-320.
- Gjelsås, T. 1970: Variasjon innen norske populasjoner av *Cakile* Mill. (*Cruciferae*). – Cand. Real. Thesis, Univ. Oslo, Oslo.
- Hollingsworth, P. M., Gornall, R. J. & Bailey, J. P. 1992: Contributions to a cytological catalogue of the British and Irish flora, 2. – *Watsonia* **19**: 134-137.
- Kamel, E. A. 2004: Cytotaxonomical investigations of the Egyptian Compositae (Asteraceae): I - Cardueae and Cichorieae. – *Compositae Newslett.* **41**: 9-28.
- Kapasa, M., Nikolaidi, Th., Bareka, E.-P. & Kamari G. 2001: Reports (1236-1243). [In Kamari, G., Blanché, C. & Garbari, F. (eds), *Mediterranean Chromosome Number Reports* - 11]. – *Fl. Medit.* **11**: 448-454.
- Kuzmanov, B. 1993: Chromosome numbers of Bulgarian angiosperms: An introduction to a chromosome atlas of the Bulgarian flora. – *Fl. Medit.* **3**: 19-163.
- Labadie, J. P. 1976: Reports. [In Löve, Å. (ed.), *IOPB Chromosome number reports LIV*]. – *Taxon* **25(5/6)**: 636-639.
- Larsen, K. 1955: Cytotaxonomical studies on the Mediterranean flora. – *Bot. Not.* **108**: 263-275.
- Loon, J. C. van & Snelders, H. C. M. 1979: Reports. [In Löve, Å. (ed.), *IOPB Chromosome number reports LXV*]. – *Taxon* **28**: 632-634.
- Luque, T. 1985: Números cromosómicos para la flora Española: 363–367. – *Lagascalia* **13**: 293-295.
- Malheiros-Gardé, N. & Gardé, A. 1950: Contribuição para o estudo cariológico da familia Umbelliferae II. – XX Congr. Luso-span. Progr. Cienc. Resum.Comunic. Lisboa: 61-62.
- & — 1951: Contribuição para o estudo cariológico da familia Umbelliferae II. – *Genet. Iber.* **3(1)**: 23-35.
- Martinoli, G. 1939: Contributo alla embriologia delle Asteraceae I – III. – *Nuovo Giorn. Bot. Ital.* **46**: 259-298.
- 1949: Cariologia comparata del *Panocratium maritimum* L. e del *Panocratium illyricum* L. in rapporto alla validità del genere *Halmyra*. – *Caryologia* **1(2)**: 122-130.
- Mejias, J. A. 1998: Reports (936-940). [In Kamari, G., Felber, F. & Garbari, F. (eds), *Mediterranean Chromosome Number Reports* - 8]. – *Fl. Medit.* **8**: 245-251.
- Montgomery, L., Khalaf, M., Bailey, J. P. & Gornal, K. J. 1997: Contributions to a cytological flora of the British and Irish flora, 5. – *Watsonia* **21**: 365-368.
- Morton, J. K. 1977: A cytological study of the Compositae (including *Hieracium* and *Taraxacum*) of the British Isles. – *Watsonia* **11**: 211-223.
- Natarajan, G. 1978: Reports. [In Löve, Å. (ed.), *IOPB Chromosome number reports LXII*]. – *Taxon* **27**: 519-535.
- Nilsson, O. & Lassen, P. 1971: Chromosome numbers of vascular plants from Austria, Mallorca and Yugoslavia. – *Bot. Not.* **124**: 270-276.

- Oberprieler, C. & Vogt, R. 1994: Reports (294-312). [In Kamari, G., Felber, F. & Garbari, F. (eds), Mediterranean chromosome number reports - 4]. – *Fl. Medit.* **4**: 262-268.
- Oliva, R. 1978: Números cromosómicos para la Flora Española, 45-49. – *Lagascalia* **8(1)**: 105-109.
- Pastor, J. & Valdés, B. 1986: Números cromosómicos para la flora Española, 485-490. – *Lagascalia* **14**: 297-301.
- Pavone, P., Terrasi, C. M. & Zizza, A. 1981: Reports. [In Löve, Å. (ed.), IOPB Chromosome number reports LXXII]. – *Taxon* **30**: 695-696.
- Pimenov, M. G., Alexeeva, T. V. & Kljuykov, E. V. 1998: Reports (905-935). [In Kamari, G., Felber, F. & Garbari, F. (eds), Mediterranean chromosome number reports - 8]. – *Fl. Medit.* **8**: 221-245.
- Queirós, M. 1973: Contribuição para o conhecimento citotaxonomico das Spermatophyta de Portugal. II. *Compositae*. Supl. 1. – *Bol. Soc. Brot.*, sér. 2, **47**: 299-314.
- 1974: Contribuição para o conhecimento citotaxonomico das Spermatophyta de Portugal VII Umbelliferae. Supl. 1. – *Bol. Soc. Brot.*, sér. 2, **48**: 171-186.
- Romano, S., Colombo, P. & Marcenò, C. 1991: Numeri cromosomici per la flora Italiana: 1273-1283. – *Inform. Bot. Ital.* **23(2-3)**: 123-132.
- Ruiz de Clavijo, E. 1990: Números cromosomáticos de plantas occidentales: 619-630. – *Anales Jar. Bot. Madrid* **47**: 431-437.
- Runermark, H. 2000: Reports (1110-1188). [In Kamari, G., Felber, F. & Garbari, F. (eds), Mediterranean Chromosome Number Reports - 10]. – *Fl. Medit.* **10**: 386-402.
- 2006: Reports (1473-1571). [In Kamari, G., Blanché, C. & Garbari, F. (eds), Mediterranean Chromosome Number Reports - 16]. – *Fl. Medit.* **16**: 408-425.
- Rutland, J. P. 1941: The Merton Catalogue. Supplement No. 1. – *New Phytologist* **40**: 210-214.
- Şenel, G., Özkan, M. & Kandemir, N. 2002: A karyological investigation on some rare and endangered species of Amaryllidaceae in Turkey. – *Pakistan J. Bot.* **34**: 229-235.
- Šiljak, S. 1977: Reports. [In Löve, Å. (ed.), IOPB Chromosome number reports LVII]. – *Taxon* **26**: 443-452.
- Šiljak-Yakovlev, S. 1981: Analyse comparative des caryotypes de deux espèces du genre *Reichardia* Roth (*R. macrophylla* Vis. & Pancic et *R. picroides* (L.) Roth) et leur relation taxonomique. – *Caryologia* **34**: 267-274.
- 1982: Reports. [In Löve, Å. (ed.), IOPB chromosome number reports LXXVII]. – *Taxon* **31**: 768.
- 1986: Etude cytogénétique et palynologique de *Compositae* endémiques ou reliques de la flore yougoslave. – Doctorat d'Etat, Université Paris-Sud, Orsay.
- 1996: La dysplöidie et l'évolution du caryotype. – *Bocconea* **5**: 211-220.
- Snogerup, S. 1980: The genus *Reichardia* (*Asteraceae*) in the Aegean area. – *Bot. Not.* **133**: 515-520.
- Strid, A. 1971: Chromosome numbers in some Albanian Angiosperms. – *Bot. Not.* **124**: 490-496.
- & Franzén, R. 1981: Reports. [In Löve, Å. (ed.), IOPB Chromosome number reports LXXIII]. – *Taxon* **30**: 829-842.
- Talavera, S., Devesa, J. A. & Galiano, E. F. 1984: Notas cariosistemáticas sobre plantas norteafricanas. I. *Compositae*. – *Candollea* **39(1)**: 271-280.
- Wulff, H. D. 1937: Karyologische Untersuchungen an der Halophytenflora Schleswig-Holsteins. – *Jahrb. Wiss. Bot.* **84**: 812-840.
- Valdés-Bermejo, E. 1980: Números cromosomáticos de plantas occidentales: 1-34. – *Anales Jar. Bot. Madrid* **36**: 373-389.
- Vasil'eva, M., Daushkevich, J. V., Alexeeva, T. V. & Pimenov, M. G. 1993: IOPB Chromosome Data 5. – *IOPB Newsletter* **20**: 7-9.
- Vazart, J. 1960: Contribution à l'étude cytologique des Ombellifères. I. Données sur le développement de l'anthere, de roulement de la méiose et la presence d'associations chromosomique supplémentaires. – *Rev. Cytol. Biol. Veg.* **21(4)**: 339-371.
- Villa, R. 1978: Numeri cromosomici per la flora Italiana: 398-401. – *Inform. Bot. Ital.* **10**: 80-84.

- Vioque, J. & Pastor, J. 1991: Aportaciones al conocimiento cariológico de la tribu *Lotae* (*Fabaceae*). – *Lazaroa* **12**: 9-19.
- Zakharjeva, O. I. 1990: In Takhtajan A. (ed.), *Numeri Chromosomatum Magnoliophytorum Florae URSS, Aceraceae-Menyanthaceae*. – Leningrad.
- Zemskova, E. A. & Sveshnikova, L. I. 1999: Karyological study of some representatives of the family *Amaryllidaceae*. – *Bot. Zhurn.* **84**(4): 86-98.
- Zeybek, N., Tokur, S., Akbulut, I. & Mert, H. H. 1977: Chromosomenzahlen von drei Salzpflanzen aus Westanatolien. – *Ber. Schweiz. Bot. Ges.* **87**: 60-62.

Address of the authors:

Eleni Liveri, Pepi Bareka & Georgia Kamari,
Botanical Institute, Section of Plant Biology, Department of Biology, University of Patras, 265 00 Patras, Hellas (Greece). E-mail: eleni-liveri@hotmail.com, bareka@upatras.gr, kamari@upatras.gr

Reports (1759-1760) by Çağla Kızılarıslan & Emine Akalın

1759. *Pimpinella aromatica* Bieb. — $2n = 20$ (Fig. 1).

Tu: Erzincan, Spikor Mountain, Kolçekmez Gateway, downward slopes, 2360 m, 13 Aug 2010, s.coll. (ISTE 94 692).

Pimpinella L., with about 150 species distributed throughout much of the Old World (Pimenov & Leonov 1993), is one of the largest genera of the family Apiaceae. This genus is represented with 25 species in Turkey.

These are the karyological results based on the Turkish material of *Pimpinella aromatica*. The diploid chromosome number as $2n = 20$ is in accordance with previous report given by Fedorov (1974).

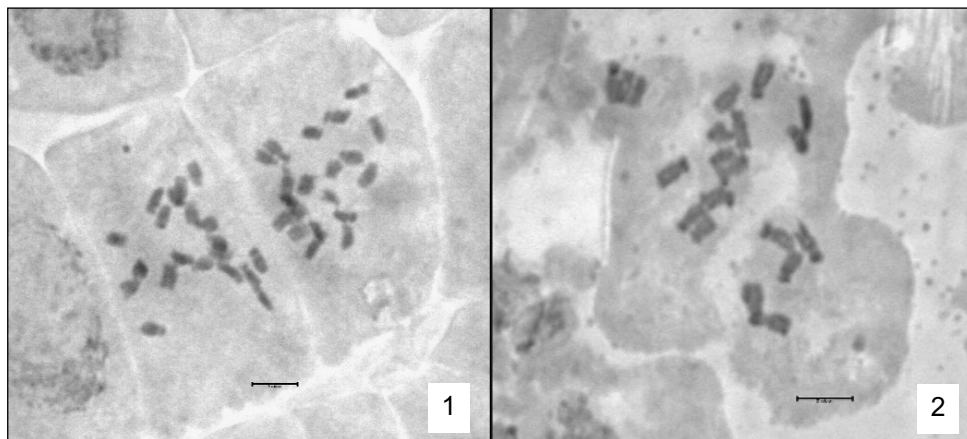
1760. *Pimpinella corymbosa* Boiss. — $2n = 20$ (Fig. 2).

Tu: Erzincan, Spikor Mountain, Erzincan entrance, beginning of the military zone, 1530 m, 18 Aug 2010, s.coll. (ISTE 94 697).

The diploid chromosome number $2n = 20$ was counted for *Pimpinella corymbosa*. This result confirms the previous report by Al-Eisawi (1989) from Jordan. Also the haploid chromosome number $n = 10$ was found by Pimenov & al. (1996).

References

- Al-Eisawi, D. M. 1989: Chromosome counts of Umbelliferae of Jordan. – *Ann. Bot.* **47**: 201-214.
- Fedorov, A. A. (ed.) 1974: *Chromosome Numbers of Flowering Plants*. – Koenigstein.



Figs 1-2. Microphotographs of root tip mitosis of: **1**, *Pimpinella aromatica*, $2n = 20$; **2**, *P. corymbosa*, $2n = 20$. – Scale bars = 5 μm .

Pimenov, M. G., Daushkevich, J. V., Vasil'eva, M. G. & Kljuykov, E. V. 1996: Reports (716-748). [In Kamari, G., Felber, F. & Garbari, F. (eds), Mediterranean chromosome number reports - 6]. – Fl. Medit. **6**: 288-307. –

— & Leonov, M. V. 1993: The genera of the *Umbelliferae*. – London.

Address of the authors:

Çağla Kızılarşlan¹ & Emine Akalın²,

¹Department of Pharmaceutical Botany, Faculty of Pharmacy, Bezmialem Vakif University, 34093, Fatih/İstanbul, Turkey.

²Department of Pharmaceutical Botany, Faculty of Pharmacy, İstanbul University, 34452, Beyazıt/İstanbul, Turkey. E-mail: c.kizilarşlan@gmail.com

Reports (1761-1762) by T. Cusma Velari, L. Feoli Chiapella, V. Kosovel & L. Pellizzari

1761. *Anagyris foetida* L. — $2n = 18+0-4B$ (Fig. 1a, 1b).

It: Savona, Varigotti, 44° 10' N, 8° 24' E, seeds obtained from Botanical Garden, Genova (s.n., s.coll., s.exsicc.).

Sa: Cagliari, Capoterra, Canale de Is Tintionis, 39° 10' N, 8° 58' E, *G. Bacchetta* (CAG).
— Sassari, Villanova Monteleone, Necropoli M. Codinu, 40° 30' N, 8° 28' E, *G. Bacchetta* (CAG).

Si: Palermo, Piana degli Albanesi, 38° 00' N, 13° 16' E, seeds obtained from Botanical Garden, Palermo (s.n., s.coll., s.exsicc.).

- Hs:** Córdoba, Sierra de Córdoba, 37° 54' N, 4° 51' W, seeds obtained from Botanical Garden, Córdoba, (s.n., s.coll., s.exsicc.).
- Córdoba, Pantano la Breña, 37° 49' N, 4° 58' W, seeds obtained from Botanical Garden, Córdoba (s.n., s.coll., s.exsicc.).
- Cádiz, Ubrique, 36° 40' N, 5° 27' W, seeds obtained from Botanical Garden, Córdoba (s.n., s.coll., s.exsicc.).
- Málaga, 36° 47' N, 4° 26' W, seeds obtained from Botanical Garden La Concepción, Málaga (s.n., s.coll., s.exsicc.).
- Bl:** Mallorca, Sierra del Norte, 39° 43' N, 2° 37' E, seeds obtained from Botanical Garden, Sòller (s.n., s.coll., s.exsicc.). – (Fig. 1a).
- Mallorca, Bini Araix, Mirador de l'Ofre, 39° 32' N, 2° 25' E, seeds obtained from Botanical Garden, Berlin-Dahlem (s.n., s.coll., s.exsicc.).
- Gr:** Ipiros, Eparchia Dodonis, Nomos Ioanninon, Farangi Vikou, Monodendri, 39° 56' N, 20° 41' E, seeds obtained from Botanical Garden, Berlin-Dahlem (s.n., s.coll., s.exsicc.).
- Fokis, Chrisso, 38° 28' N, 22° 28' E, seeds obtained from Botanical Garden, Nice (s.n., s.coll., s.exsicc.).
- Cr:** Anopoli, Lefka Ori, 35° 14' N, 24° 07' E, seeds obtained from Botanical Garden, Berlin-Dahlem (s.n., s.coll., s.exsicc.).
- AE:** Lesbos, 38° 58' N, 26° 26' E, seeds obtained from Botanical Garden, København (s.n., s.coll., s.exsicc.). – (Fig. 1b).
- An:** Mugla, Bafa Gölü, 37° 28' N, 27° 25' E, seeds obtained from Botanical Garden, Berlin-Dahlem (s.n., s.coll., s.exsicc.).

The species is distributed in the Mediterranean area, both in the western and the eastern part (Pignatti 1982, Greuter & al. 1989).

The chromosome number $2n = 18+0-4B$ was counted on the basis of 62 metaphase plates. Chromosome size ranges from 1.65 to 2.90 μm and from 0.63 to 0.86 μm for B-chromosomes. Our counting confirms the references reported by Van Loon & al. (1971) and Fernandes & al. (1977) from cultivated material; Ottonello & al. (1985) and Colombo & al. (1987) for two Sicilian populations (M. Pellegrino, Palermo and Favignana, Isole Egadi, respectively); Runemark (2006) for a Greek population from Oros Zeus, Naxos (Kiklades).

The species grows in degraded stages of alliance *Oleo-Ceratonion*.

1762. *Anagyris latifolia* Brouss. ex Willd. — $2n = 18+0-2B$ (Fig. 1c).

- Ca:** La Palma, Mazo, 28° 31' N, 17° 45' W, *A. Santos Guerra* (s.n., s.exsicc.). – (Fig. 1c).
- Gran Canaria, 27° N, 15° W, seeds obtained from Botanical Garden Canario “Viera y Clavijo” (s.n., s.coll., s.exsicc.).

The species is endemic to Canary Islands (Gran Canaria, Tenerife, La Palma) (Lems 1960, Santos Guerra 1983, Bramwell & Bramwell 1990).

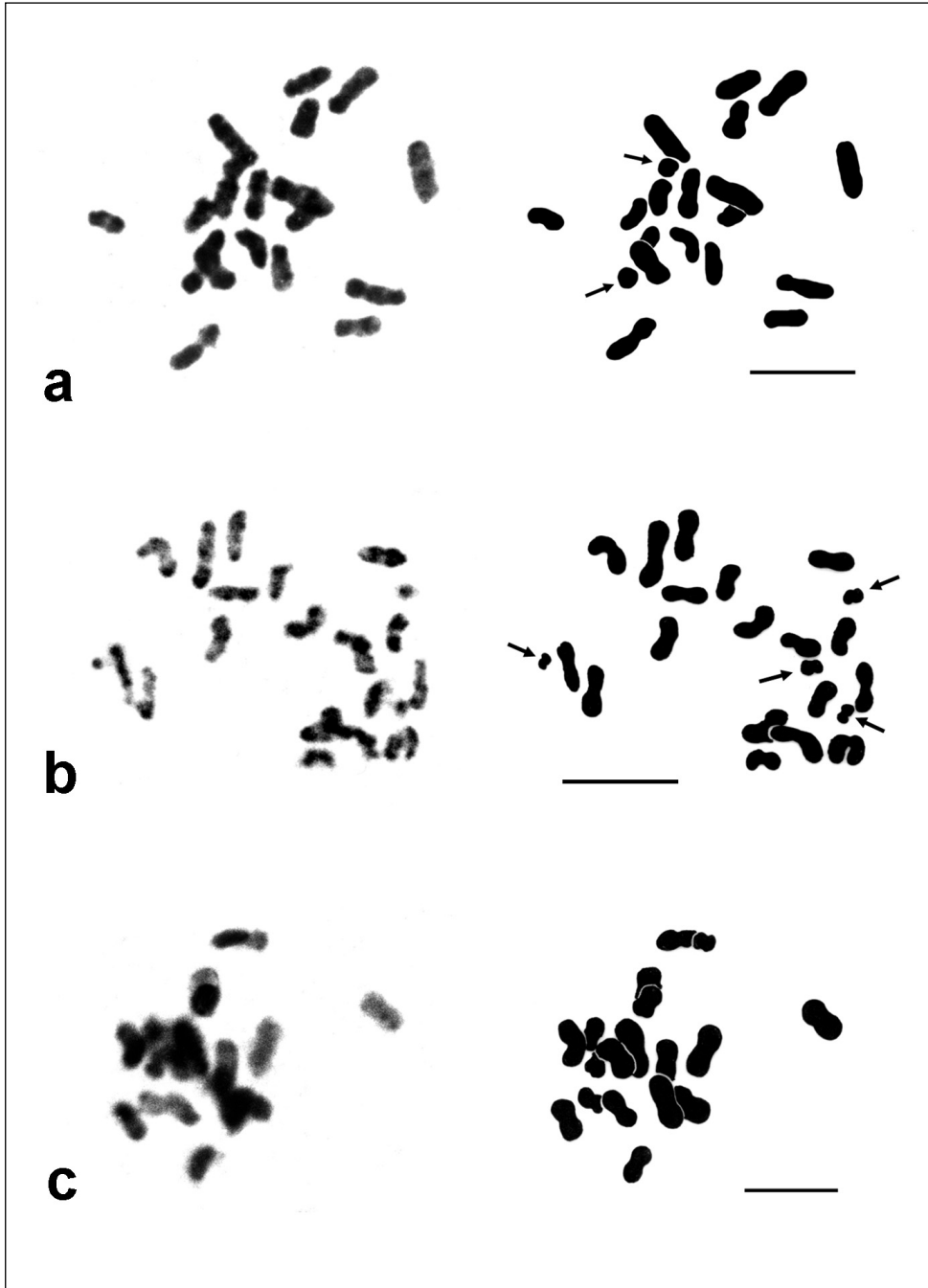


Fig. 1. Photomicrographs and relative drawings of somatic metaphase plates of *Anagyris*: **a**, *A. foetida* (Mallorca, Sierra del Norte), $2n = 18+2B$; **b**, *A. foetida* (Lesbos), $2n = 18+4B$; **c**, *A. latifolia* (La Palma, Mazo), $2n = 18$. – Arrows indicate B-chromosomes. Scale bars = 5 μm .

The chromosome number $2n = 18+0-2B$ was counted on the basis of 13 metaphase plates. Chromosome size ranges from 1.58 to 3.10 μm . Our counting confirms the references reported by Larsen (1958, 1960) from cultivated material and Bramwell & al. (1972) for a population from Guia de Isora (Tenerife).

The species grows in scrub vegetation with *Juniperus phoenicea* (Santos Guerra 1983).

The genus *Anagyris* L. belongs to the tribe Thermopsidae Yakovlev. Thermopsidae comprise six genera (*Anagyris* L., *Piptanthus* Sweet, *Ammopiptanthus* Cheng, *Thermopsis* R. Br., *Baptisia* Vent., *Pickeringia* Nutt. ex Torrey & A. Gray) of trees, shrubs and perennial herbs, distributed in the temperate regions of the Northern Hemisphere, from the Mediterranean area through Asia to North America (Turner 1981). Polhill (1981, 1994) includes the tribe in the “genistoid alliance” together with Genisteeae and related tribes.

Piptanthus has two species distributed in Bhutan, China, Kashmir, Nepal (Zhi & Lock 2010); the only karyologically examined, *P. nepalensis* (Hook.) D. Don in Sweet, shows $2n = 18$ (see Manandhar & Sakya 2003), number confirmed in our study.

Ammopiptanthus has two species [*A. mongolicus* (Maxim. ex Kom.) S.H. Cheng and *A. nanus* (Popov) S.H. Cheng] distributed in China, Kazakhstan, Kyrgyzstan, Mongolia (Zhi & Lock 2010). The chromosome number $2n = 18$ (only once 20) was counted for both species by various authors (among others, Goldblatt 1981, Pan & Huang 1993).

Baptisia has about 20 species confined to the Eastern U.S.A. (Turner 1981). The numbers $n = 9$ and/or $2n = 18$ were observed for all the species karyologically examined [*B. australis* (L.) R. Br., *B. tinctoria* (L.) R. Br., *B. laevicaulis* (Gray) Small, *B. leucantha* Torr. & A. Gray, *B. viridis* Larisey, *B. nuttalliana* Small, *B. sphaerocarpa* Nutt., *B. calycosa* Engelm., *B. perfoliata* (L.) R. Br., *B. simplicifolia* Croom] from several authors (among others, Turner 1956, 1963, Turner & Fearing 1960).

The only species of *Pickeringia* (*P. montana* Nutt. ex Torr. & A. Gray), endemic to Western North America (from Oregon to Baja California), presents $2n = 14, 28$ (Raven & al. 1965, Goldblatt 1981).

The genus *Thermopsis* comprises about 25 species, distributed in Central and Eastern Asia (with the highest diversity in China) and Northern America, especially in the western part (from southern Canada to New Mexico, with the highest diversity in California), but with some species in the Eastern States (from Maine to Georgia) (Zhi & Lock 2010, Chen & al. 1994).

All the examined Asian species [*T. lanceolata* R. Br., *T. mongolica* Czefran., *T. alterniflora* Regel & Schmalh., *T. barbata* Benth., *T. lupinoides* (L.) Link, *T. chinensis* Benth. ex S. Moore, *T. przewalskii* Czefran., *T. licentiana* E. Peter] show the chromosome number $2n = 18$ (only the last species once $2n = 14$) (among others, Mesicek & Sojak 1969, Chen & al. 1992).

The examined American species [*T. rhombifolia* (Nutt. ex Pursh) Richardson ex A. Gray, *T. montana* Nutt. ex Torr. & A. Gray, *T. villosa* (Walter) Fernald & B.G. Schub., *T. californica* S. Watson var. *argentata* (Greene) C.J. Chen & B.L. Turner, *T. macrophylla* Hook. & Arn.] present all the chromosome number $2n = 18$. In the present study this number was observed for the first time for *T. mollis* (Michx.) M.A. Curtis. Only for *T. gracilis* Howell and *T. divaricarpa* Nelson $2n = 36$ was reported (Ledingham 1957, Chen & al. 1994).

The genera *Anagyris*, *Piptanthus*, *Ammopiptanthus*, *Thermopsis* and *Baptisia* have the

chromosome basic number $x = 9$; all the examined taxa result diploid, except for *T. gracilis* and *T. divaricarpa*, which are tetraploid.

The only species of *Pickeringia* presents the basic number $x = 7$, with both diploid and tetraploid numbers. This genus results different, besides karyologically, also on the basis of phytochemical and molecular characters; recently, it has been found to be most closely related to some taxa of tribe Sophoreae Sprengel (see Turner 1981, Wang & al. 2006).

Acknowledgements

The financial support by the “Ministero dell’ Istruzione, dell’Università e della Ricerca” (M.I.U.R., Roma) is gratefully acknowledged. We thank Prof. G. Bacchetta (Cagliari), Prof A. Santos Guerra (La Orotava, Tenerife) and the Directors and the Curators of the Botanical Gardens for having supplied us with seeds.

References

- Bramwell, D., Humphries, C. J., Murray, B. G. & Owens, S. J. 1972: Chromosome studies in the flora of Macaronesia. – Bot. Not. **125**: 139-152.
- & Bramwell, Z. I. 1990: Flores silvestres de las Islas Canarias. – Madrid.
- Chen, C. J., Zhu, X. Y. & Yuan Y. M. 1992: Cytological studies on the tribe Thermopsidae (Fabaceae) I. Report on karyotypes of eleven species of four genera. – Cathaya **4**: 103-116.
- , Mendenhall, M. G. & Turner, B. L. 1994: Taxonomy of *Thermopsis* (Fabaceae) in North America. – Ann. Missouri Bot. Gard. **81(4)**: 714-742.
- Colombo, P., Marcenò, C. & Mazza, S. 1987: Numeros cromosómicos de plantas occidentales: 436-444. – Anales Jard. Bot. Madrid **44(1)**: 137-142.
- Fernandes, A., Santos, M. F. & Queirós, M. 1977: Contribution à la connaissance cytotaxinomique des Spermatophyta du Portugal. IV. Leguminosae (Suppl. 2). – Bol. Soc. Brot. **51**: 137-186.
- Goldblatt, P. 1981: Chromosome numbers in Legumes II. – Ann. Missouri Bot. Gard. **68**: 551-557.
- Greuter, W., Burdet, H. M. & Long, G. (eds) 1989: Med-checklist, **4**. – Genève.
- Larsen, K. 1958: Preliminary note on the cytology of the endemic Canarian element. – Bot. Tidsskr. **54**: 167-169.
- 1960: Cytological and experimental studies on the flowering plants of the Canary islands. – Biol. Skrift. K. Dansk. Vidensk. Selsk. **11(3)**: 1-73.
- Ledingham, G. H. 1957: Chromosome numbers of some Saskatchewan *Leguminosae* with particular reference to *Astragalus* and *Oxytropis*. – Canad. J. Bot. **35**: 657-666.
- Lems, K. 1960: Floristic botany of the Canary Islands. – Sarracenia **5**: 1-94.
- Manandhar, L. & Sakya, S. R. 2003: Karyomorphological Observations in *Desmodium* Desv. and its related taxa of Nepal. – Cytologia **68(2)**: 121-126.
- Měsíček, J. & Soják J. 1969: Chromosome counts of some Mongolian plants. – Folia Geobot. Phytotax., Praha **4**: 55-86.
- Ottonello, D., Romano, S. & Alliata, N. 1985: Numeri cromosomici per la flora Italiana: 1037-1048. – Inform. Bot. Ital. **17**: 91-98.
- Pan, B.-r. & Huang, S.-f. 1993: A cytological study of the genus *Ammopiptanthus*. – Acta Bot. Sin. **35**: 314-317.
- Pignatti, S. 1982: Flora d’Italia, **1**. – Bologna.
- Polhill, R. M. 1981: Papilionoideae. – Pp. 191-208 in: Polhill, R. M. & Raven P. H. (eds), Advances in legume systematics, **1**. – Kew.

- 1994: Classification of the *Leguminosae*. – Pp. xxxv-xlvi in: Bisby, F. A., Buckingham, J. & Harborne J. B. (eds), *Phytochemical dictionary of the Leguminosae*, **1**. – London.
- Raven, P. H., Kyhos, D. W. & Hill, A. J. 1965: Chromosome numbers of spermatophytes, mostly Californian. – *Aliso* **6(1)**: 105-113.
- Runemark, H. 2006: Reports (1473-1571). [In Kamari, G., Blanché, C. & Garbari, F. (eds), *Mediterranean chromosome number reports - 16*]. – *Fl. Medit.* **16**: 408-425.
- Santos Guerra, A. 1983: Vegetación y flora de la Palma. – Santa Cruz de Tenerife.
- Turner, B. L. 1956: Chromosome numbers in the *Leguminosae*. I. – *Amer. J. Bot.* **43**: 577-581.
- 1963: In Documented chromosome numbers of plants. – *Madroño* **17**: 116-117.
- & Fearing, O. S. 1960: Chromosome numbers in the *Leguminosae*. III. Species of the Southwestern United States and Mexico. – *Am. J. Bot.* **47**: 603-608.
- 1981: Thermopsidae Yakovlev. – Pp. 403-407 in: Polhill R. M. & Raven P. H. (eds), *Advances in legume systematics*, **1**. – Kew.
- Van Loon, J. C., Gadella, T. W. J. & Kliphuis, E. 1971: Cytological studies in some flowering plants from Southern France. – *Acta Bot. Neerl.* **20(1)**: 157-165.
- Wang, H. C., Sun, H., Compton, J. A. & Yang, J. B. 2006: A phylogeny of Thermopsidae (Leguminosae: Papilionoideae) inferred from nuclear ribosomal internal transcribed spacer (ITS) sequences. – *Bot. J. Linn. Soc.* **151**: 365-373.
- Zhi, W. & Lock, J. M. 2010: Thermopsidae. – Pp. 100-104 in: Zhengyi, W., Raven, P. H. & Deyuan, H. (eds), *Flora of China*, **10**. – Beijing.

Address of the authors:

Tiziana Cusma Velari, Laura Feoli Chiapella, Vera Kosovel & Lorenzo Pellizzari,
Dipartimento di Scienze della Vita, Università degli Studi di Trieste, Via Licio
Giorgieri 10, I-34127 Trieste, Italy. E-mail: cusma@univ.trieste.it

Reports (1763-1758) by Neli Grozeva

1763. *Chenopodium album* L. — $2n = 54$ (Figs 1-3).

- Bu:** Black Sea Coast (*Northern*): village of Shkorpilovtsi, 42° 57' 37.27" N, 27° 52' 41.20" E, along the road to Varna, 15 m, 28 Aug 2010, *Grozeva NG* - 401 (SOM).
- Rhodopi Mts (*Eastern*): town of Kardzhali, 41° 38' 10.27" N, 25° 23' 37.10" E, ruderal terrains near bus station, 275 m, 12 Sept 2010, *Grozeva NG* - 404 (SOM).
- Thracian Lowland: town of Stara Zagora, 42° 25' 7.78" N, 25° 36' 11.52" E, between blocks of flats in Trite chuchura area, 253 m, 12 Sept 2010, *Grozeva NG* - 407 (SOM).

The species is widespread in Bulgaria on weedy cultivated and barren areas, along roads and as a weed in cultural communities. For the three studied populations of the species chromosome number $2n = 54$ has been established. This chromosome number is in accordance with previous studies on plants from Bulgaria (Grozeva & Cvetanova 2008) and corresponds to the data reported by many authors (Kjellmark 1934, Löve & Löve 1961, Cole 1962, Mehra & Malik 1963, Giusti 1964, Uotila 1972, 1973, Dvořák

& Grull 1978, Queiros 1975; Schwarzova 1978, 1986a, b, Basset & Crompton 1982, Al-Turki & al. 2000, Lomonosova & al. 2001, Lomonosova & Krasnikov 2003, Krasnikov 2004, Rahiminejad & Gornal 2004, Lomonosova & al. 2005, Rahiminejad 2006). Uotila (1974) also reported $n = 27$.

1764. *Chenopodium album* subsp. *pedunculare* (Bertol.) Arcang. — $2n = 54$ (Fig. 4).

Bu: Black Sea Coast (*Northern*): town of Shabla, 43° 32' 46,34" N, 28° 31' 58,57" E, ruderal terrains in the park, 37 m, 15 Oct 2004, *Grozeva NG* - 331 (SOM).

The species is rare in ruderal saline locations along the Black Sea Coast and in Thracian Lowland (around Belozem village). The established chromosome number $2n = 54$ is the first count on Bulgarian material and confirms this reported by Dvořák (1984a) from the Czech Republic.

1765. *Chenopodium striatiforme* Murr — $2n = 36$ (Fig. 5).

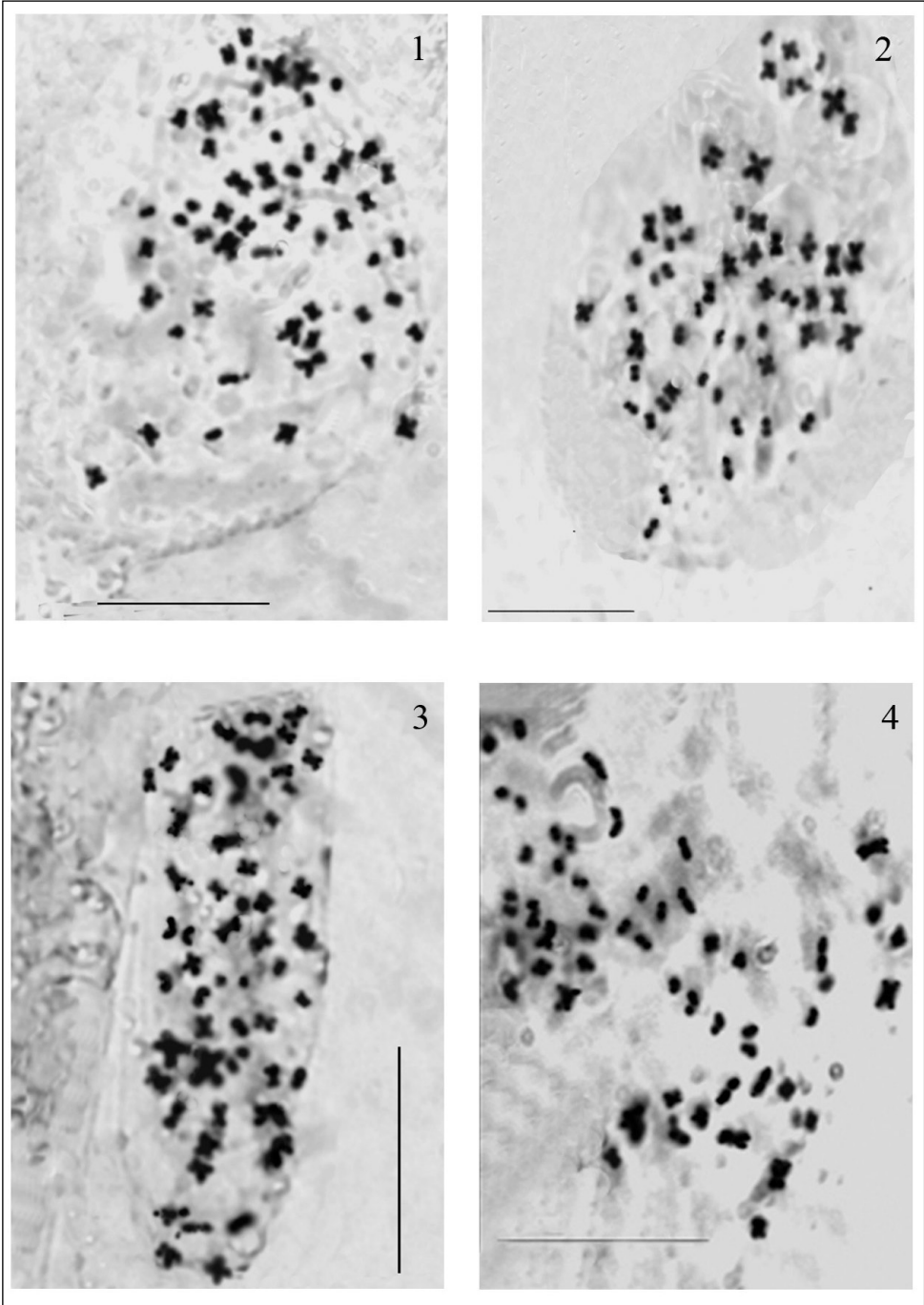
Bu: Black Sea Coast (*Southern*): Tended Nature Reserve "Atanasovsko Lake", 42° 35' 54, 39" N, 27° 27' 24,49" E, along ruderal terrains, 30 m, 11 Sept 2009, *Grozeva NG* - 140 (SOM).

The species has limited occurrence in Bulgarian flora. It forms scarce populations on more shadowy terrains and moderately moist soils along the Black Sea Coast and in Thracian Lowland and Tundzha Hilly Country up to 230 m a.s.l. The chromosome number $2n = 36$ is reported here for the first time from Bulgaria and agrees with reports of Dvořák (1984b, 1989) from the Czech Republic.

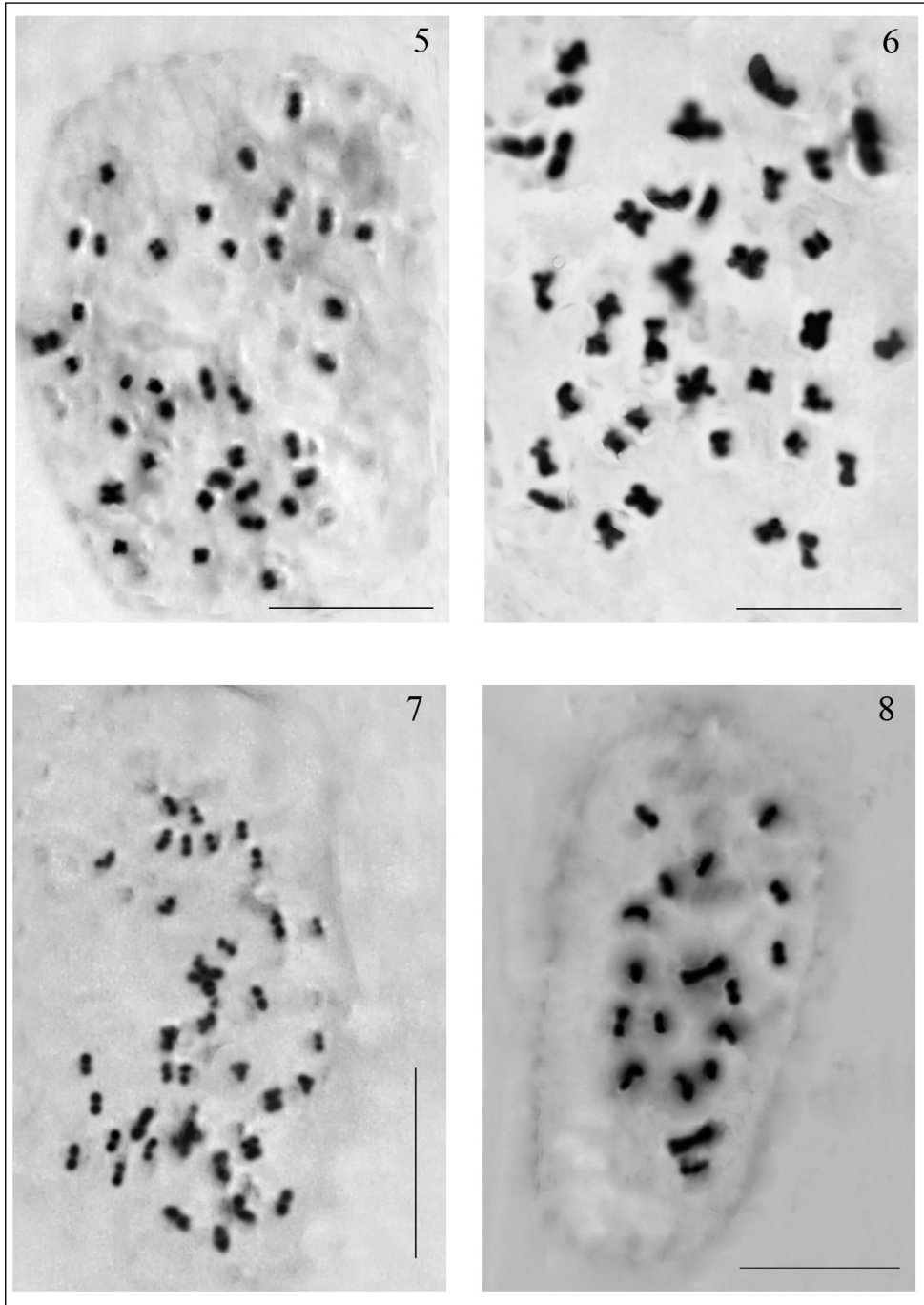
1766. *Chenopodium strictum* Roth — $2n = 36$ (Figs 6-7).

Bu: Danubian plain: Levski town, 43° 21' 01,74" N, 25° 08' 12,71" E, ruderal terrains along the railway station, 72 m, 21 Oct 2008, *Grozeva NG* - 134 (SOM).
— Rhodopi Mts (*Eastern*): town of Kardzhali, 41° 38' 10,28" N, 25° 23' 37,11" E, ruderal terrains in the Industrial part, 275 m, 14 Oct 2009, *Grozeva NG* - 137 (SOM).

The species is rare on open, dry and sunny terrains along the Black Sea Coast and in Sofia region; Danube plain, Eastern Rhodopes Mts, Thracian Lowland and Tundzha Hilly Country up to 250 m a.s.l. The chromosome number $2n = 36$ established for the two populations is the first report from Bulgaria and confirms the results reported by different authors (Homsher 1963, Löve & Löve 1974, Schwarzova 1978, Gervais 1979, Murin & al. 1980, Dvořák 1989, Lomonosova & Krasnikov 2003, Lomonosova & al. 2003b, Rahiminejad & Gornal 2004, Lomonosova 2006, Rahiminejad 2006) from elsewhere. Lomonosova & al. (2005) reported $2n = 18$.



Figs 1-4. Microphotographs of root tip mitosis of: 1-3, *Chenopodium album*, $2n = 54$; 4, *Ch. album* subsp. *pedunculare*, $2n = 54$. – Scale bars = 10 μm .



Figs 5-8. Microphotographs of root tip mitosis of: **5**, *Chenopodium striatiforme*, $2n = 36$; **6-7**, *Ch. strictum*, $2n = 36$; **8**, *Suaeda heterophylla*, $2n = 18$. – Scale bars = 10 μm .

1767. *Suaeda heterophylla* Bunge — $2n = 18$ (Fig. 8).

Bu: Black Sea Coast (*Southern*): Tended Nature Reserve “Atanasovsko Lake”, 42° 35' 54,31" N, 27° 27' 24,42" E, on saline locations around the lake, 30 m, 12 Sept 2010, *Grozeva NG* - 501 (SOM).

The species has extremely limited occurrence in Bulgarian flora and is protected by Biological Diversity Act (2002). It is included in Red Data Book of Republic of Bulgaria (Stoeva 2011) in category CR. Its populations have been registered along the saline sands and clays of the Black Sea Coast near Pomoriysko and Atanasovsko Lakes. The localities are within sites of the European ecological network Natura 2000 in Bulgaria.

The established chromosome number $2n = 18$ is the first karyological record of *S. heterophylla* from Bulgaria and corresponds to the data reported by the other authors (Lomonosova & al. 2003a, 2005, Lomonosova 2011).

References

- Al-Turki, T. A., Filfilan, S. A. & Mehmood, S. F. 2000: A cytological study of flowering plants from Saudi Arabia. – *Willdenowia* **30**: 339-358.
- Basset, I. & Crompton, C. 1982: Genus *Chenopodium* in Canada. – *Canad. J. Bot.* **60(5)**: 586-610.
- Biological Diversity Act. 2002: Decree no. 283 – Pp. 9-42 accepted by the 39th National Assembly on 02 August 2002. – *Darzhaven Vestnik*, 77/09.08.2002 (in Bulgarian).
- Cole, M. 1962: Interspecific relationships and intraspecific variation of *Chenopodium album* L. in Britain. II. The chromosome of *C. album* L. and other species. – *Watsonia* **5(3)**: 117-122.
- Dvořák, F. 1984a: Annotated chromosome counts for *Chenopodium pedunculare* Bertol. – *Scr. Fac. Nat. Univ. Purk. Brun.* **14(9)**: 455-462.
- 1984b: *Chenopodium striatifforme* J. Murr. – *Scr. Fac. Nat. Univ. Purk. Brun.* **14(9)**: 427-440.
- 1989: Study on *Chenopodium strictum* agg. – *Feddes Repert.* **100(5-6)**: 197-234.
- , Grull, F. 1978: Study of the number of chromosomes of Angiosperms 7. – *Scripta Fac. Sci. Nat. Univ. Purk. Brun.* **1(8)**: 23-46.
- Gervais, C. 1979: Le *Chenopodium strictum* Roth an Québec et ses caracteres distinctifs. – *Naturaliste Canad.* **106**: 331-336.
- Giusti, L. 1964: Notas citotaxonómicas sobre *Chenopodium album* L. en Argentina. – *Darwiniana* **13(2-4)**: 486-505.
- Grozeva, N. & Cvetanova, Y. 2008: Variability among the populations of two *Chenopodium* genus species. – Pp. 135-140 in: Rankov, V. & al. (eds), *Proceedings of 7 scientific conference with international participation, Ecology and Future -2008*. – Akad. Izdat. Agr. Univ., Plovdiv (in Bulgarian).
- Homsher, P. 1963: Cytogenetic studies in *Chenopodium*. – *Amer. J. Bot.* **50(6)**: 621-622.
- Kjellmark, S. 1934: Einige neue Chromosomenzahlen interpreted species. – *Bot. Not.* **117(4)**: 389-396.
- Krasnikov, A. 2004: Karyological study of the Tuva Republic flora: a summary. – *Turczaninowia* **7(2)**: 82-95.
- Lomonosova, M. N. 2006: Chromosome numbers of some *Chenopodiaceae* representatives of the flora of Russia. – *Bot. Žurn. (Moscow & Leningrad)* **91(11)**: 1757-1759.
- 2011: Chromosome numbers, taxonomy and distribution of *Suaeda* subgen. *Brezia* (*Chenopodiaceae*). – *Turczaninowia* **14(3)**: 45-52.

- , Krasnikov, A. A. & Krasnikova, S. A. 2001: Chromosome numbers of *Chenopodiaceae* from Siberia. – Bot. Žurn. (Moscow & Leningrad) **86(9)**: 145-146.
- & — 2003: Chromosome numbers of the genus *Chenopodium* (*Chenopodiaceae*) in Siberia. – Bot. Žurn. (Moscow & Leningrad) **88(1)**: 130-131.
- , — & Krasnikova, S. A. 2003a: Chromosome numbers of *Chenopodiaceae* family members of the Kazakhstan flora. – Bot. Žurn. (Moscow & Leningrad) **88(2)**: 134-135.
- , Krasnikova, S. A., Krasnikov, A. A., Ebel, A. L. & Rudaja, N. A. 2003b: Chromosome numbers of the family members *Chenopodiaceae* representatives from Mongolia and Kazakhstan. – Bot. Žurn. (Moscow & Leningrad) **88(8)**: 113-115.
- , —, —, Suhorukov, A. P., Bananova, B. A. & Pavlova, N. S. 2005. Chromosome numbers of the family members *Chenopodiaceae* representatives from Russia and Kazakhstan. – Bot. Žurn. (Moscow & Leningrad) **90(7)**: 1132-1134.
- Löve, Å. & Löve, D. 1961: Chromosome numbers of Central and Northwest European plant species. – Opera Bot. **5**: 581.
- & — 1974: Cytotaxonomical atlas of the Slovenian flora. – Lehre.
- Mehra, P. & Malik, C. 1963: Cytology of some Indian *Chenopodiaceae*. – Caryologia **16(1)**: 67-84.
- Murín, A., Haberova, I. & Žamstan, C. 1980: Karyological studies of some species of the Mongolian flora. – Folia. Geobot. Phytotax. **15**: 395-405.
- Stoeva, M. 2011: *Suaeda heterophylla* (Kar. & Kir.) Bunge. – In: Peev, D. (ed.), Red Data book of Republik of Bulgaria, **1**. – Digital edition (<http://e-ecodb.bas.bg/rdb/en/vol1/Suaheter.html>)
- Queirós, M. 1975: Contribuição para o conhecimento citotaxonomico das Spermatophyta de Portugal XI. *Chenopodiaceae*. – Bot. Soc. Brot., Coimbra **77**: 313-327.
- Rahiminejad, M. R. & Gornall, R. J. 2004: Flavonoid evidence for allopolyploidy in the *Chenopodium album* aggregate (*Amaranthaceae*). – Pl. Syst. Evol. **246**: 77-87.
- 2006: IAPT/IOPB chromosome data 1. – Taxon **55(2)**: 444-445.
- Schwarzová, T. 1978: *Chenopodium* L. – In: Majovsky & al. (eds), Index of chromosome numbers of Slovakian flora (part 6). – Acta Fac. Rerum Nat. Univ. Comenianae **26**: 1-42.
- 1986a: *Chenopodium album* L. – Pp. 367 in: Majovski, J. & Murin, A. (eds), Karyotaxonomicky Prehľad flory Slovenska, Veda Vydavateľstvo Slovenskej Acad. Viet. – Bratislava.
- 1986b: Chromosome numbers of some species of the genus *Chenopodium* L. from localities in Czechoslovakia. – Acta Fac. Rerum Nat. Univ. Comenianae Bot. **33**: 37-40.
- Uotila, P. 1972: Chromosome counts on the *Chenopodium album* aggregate in Finland and NS Sweden. – Ann. Bot. Fenn. **9**: 29-32.
- 1973: Chromosome counts on *Chenopodium* L. from SE Europa and SW Asia. – Ann. Bot. Fenn. **10**: 337-340.
- 1974: Pollen morphology in European species of *Chenopodium* sect. *Chenopodium* with special reference to *C. album* and *C. suecicum*. – Ann. Bot. Fenn. **11(1)**: 44-58.

Address of the author:

Neli Grozeva,

Department of Biology and aquacultures, Agricultural Faculty, Thracian University, 6000 Stara Zagora, Bulgaria. E-mail: grozeva@uni-sz.bg

