

Furniture Fittings & Architectural Hardware Price List

effective June, 2021





Hettich Forum at Kirchlengern, Germany



Hettich Manufacturing Plant at Vadodara, India



Hettich Manufacturing Plant at Indore, India

The company's origins date back to 1888, when Karl Hettich began making the new clock component he had invented. By 1930, his descendants had diversified into furniture fittings, setting up production in East Westphalia – a centre of the German furniture industry. Today, Hettich, still family owned, has become an industry leader with a worldwide reputation.

We're one of the world's largest manufacturers of high-quality furniture fittings, with over 6,700 employees in more than 100 countries. The company's success has been built on four enduring values: quality, innovation, close cooperation with customers and absolute reliability.

We work to inspire our customers with our ideas and our passion.

Awarded by experts. Praised by customers.



TopLine XL sliding door system



WingLine L with push/pull to move mechanism



SlideLine M sliding door system



AvanTech YOU drawer system with lights



ArciTech drawer system



InnoTech Atira drawer system



Sensys hinge



ComfortSpin rotating shelf



CargoTech wire products





Quality

Hettich products stand for high quality. Once assembled, our fittings function perfectly day in, day out. High quality products and processes confirm our sense of value, our self confidence and our image. The way to the quality goal for each one of us is to cultivate an intense quality awareness.

Innovation

The right balance of continuity and innovation generates trust in the Hettich brand. We offer timely, high-value solutions for today's furniture; at the same time, we identify and shape the trends of tomorrow. We review and improve existing solutions ready for the future. Driving innovation is our capacity for looking at things from new angles.

Closeness to customers

For us closeness to customers implies sharpened awareness, attention to detail, a grasp of complex challenges, and efficiency in production and logistics. We know our customers. We're there when our customers need us! The keynote of our partnership with our customers is direct, person-to-person communication.

Reliability

Quality, innovation, closeness to customers – they're nothing without reliability! Reliability encompasses the durability of our products and the reliability of Hettich people – each and every one of us. The solid basis for reliability is robust and stable processes.



Warranty

For Warranty please refer to website.
www.hettich.com/in

* Refer Website



FREE 

Design Services
 incl. bill of qty.

Free Design Service:

Looking for Designs to liven up your Living Room, Bedroom, Bathroom & Kitchen? A dedicated team of highly qualified Interior Designers is at your service to provide customized design solution to suit every taste and budget at zero cost to you.

Free Consultation at your Doorstep:

Looking for perfect Furniture Fittings solution? A dedicated team of highly qualified professionals is at your service to provide the perfect furniture fittings solution to suit your need and budget at zero cost to you.

Hettich Customer Care Service:

In today's fast paced and technologically advanced era, most of the organizations succumb to the pressure of staying ahead in the competition and often, end up neglecting the most critical aspect of business i.e. customers. Hettich, being a customer centric organization, is very sensitive towards this tendency; hence, we constantly try to provide the best and quality driven products and services.

For Enquiry & Customer Services

Toll Free : 1800 209 2096 (office hours)
 Email: sales_enquiry@in.hettich.com
customer_services@in.hettich.com
www.hettich.com

INDEX



Furniture Fittings	08
Hinges	09-14
Flap Fittings	15-17
Sliding & Folding Systems	18-34
Drawer Runners (Quadro, KA & FR)	35-39
Drawer System: AvanTech YOU	40-59
Drawer System: ArciTech	60-78
Drawer System: InnoTech	79-88
Cargo Series	89
CargoTech	90-91
CargoPlus	92
CargoTech M	93
Kitchen Accessories	94-99
Wardrobe Accessories	100-101
Connecting Fitting & Locks	102-106
Handles	107-110
Aluminium Profiles	111-114
Screws	115
Lights	116-119
Cube Shelving System	120-122

Architectural Hardware	123
Hinge Technology	124-125
Door Closer	126-128
ProLock Luxury Handles	129-131
Mortise Locking Solution	132-142
Panic Solution	143
ProLock Infinity Locking Solutions	144-145
Cylindrical Knobs & Handle Sets	146
Floor Springs	147
Glass Patch Fittings	148-149
Glass Sliding	149
Pull Handles	150
Shower Fittings	150-152
Shower Header Bar & Connecting Fittings	153-154
Shower Seals	155
Door Seals	156
Door Accessories	157-159
Appendix	160-174

*Company reserves the right to change the products prices at any time without further notice.
Company reserves the right to make changes and technical improvements to its products.






Sensys



Sensys Obsidian Black



Onsys



Intermat



Slide On

Auto Closing Concealed Hinges

► Slide On Hinges & Intermat Hinges










Product	Article No.	SAP	Item Description	Qty.	Unit	PU	MRP	HS Code
Slide On Hinges								
	Slide On 2333 Hinge - T42 for 14-25 mm thick doors; Opening angle 95°							
	9242867	9242867	Base 12.5 (Crank 0°) with Mounting Plate (D 1.5 mm)	1	Pair	100	94	83021090
	9242868	9242868	Base 5 (Crank 9.5°) with Mounting Plate (D 1.5 mm)	1	Pair	100	99	83021090
	9242869	9242869	Base -1.5 (Crank 16°) with Mounting Plate (D 1.5 mm)	1	Pair	100	104	83021090
	Accessories for Slide On Hinge							
	9042758	9042758	Dampener for Hinge Cup overlay doors	1	Pc	100	153	83024200
Intermat Hinges								
	Intermat 9943 Hinge - TH42 for 15-25 mm thick doors; Opening angle 110°							
	9242871	9242871	Base 12.5 (Crank 0°) with Mounting Plate (D 0 mm)	1	Pair	100	302	83021090
	9242872	9242872	Base 3 (Crank 9.5°) with Mounting Plate (D 0 mm)	1	Pair	100	334	83021090
	9242873	9242873	Base -3.5 (Crank 16°) with Mounting Plate (D 0 mm)	1	Pair	100	342	83021090
	Intermat 9936 Hinge - TH42 for 14-32 mm thick doors; Opening angle 95°							
	9242874	9242874	Base 12.5 (Crank 0°) with Mounting Plate (D 0 mm)	1	Pair	100	304	83021090
	9242876	9242876	Base 3 (Crank 9.5°) with Mounting Plate (D 0 mm)	1	Pair	100	338	83021090
	9242877	9242877	Base -3.5 (Crank 16°) with Mounting Plate (D 0 mm)	1	Pair	100	372	83021090
	Intermat 9935 Hinge - TH22/L for 16-43 mm thick doors; Opening angle 95°							
	9242878	9242878	Base 18 (Crank -5°) with Mounting Plate (D 0 mm)	1	Pair	100	940	83021090
	9242883	9242883	Base 8 (Crank 5°) with Mounting Plate (D 0 mm)	1	Pair	100	992	83021090
	9242885	9242885	Base -3 (Crank 16°) with Mounting Plate (D 0 mm)	1	Pair	100	1,042	83021090
	Intermat 9956 Hinge - TH42 16-24 mm thick doors; Opening angle 165°							
	9242890	9242890	Base 12.5 (Crank 0°) with Intermat Mounting plate	1	Pair	50	940	83021090
	Intermat 9930 Hinge- TH52 16-21 mm thick doors; Opening angle 50/65°							
	9243042	9243042	Corner unit folding door with Intermat Mounting Plate (D 0 mm); cup in sensys design	1	Pair	100	880	83021090
	9242888	9242888	Corner unit folding door with Intermat Mounting Plate (D 0 mm); cup in Intermat design	1	Pair	100	838	83021090

Auto Closing Concealed Hinges

► Intermat Hinges & Onsys Hinges



Product	Article No.	SAP	Item Description	Qty.	Unit	PU	MRP	HS Code
	Intermat 9936 Hinge W90 - TH42 14-28 mm thick doors; face angle 90°, Opening Angle 95°							
	9242895	9242895	Blind corner (W 90°)	1	Pair	100	838	83021090
	Intermat 9936 Hinge TA22 19 mm Aluminium Profile doors; Opening angle 95°							
	9242896	9242896	Base 13.5 (Crank 0°) with Mounting Plate (D 0 mm)	1	Pair	10	512	83021090
	Accessories for Intermat Hinge							
	72983	9072322	Intermat Cross Mounting Plate (System 9000) (D 0 mm)	1	Pc	100	24	83021000
	9071575	9091575	Sensys Cross Mounting Plate (System 8099) (D 0 mm)	1	Pc	100	29	83021000
	Push to Open (P20) Opening System Screw on							
	9051925	9051925	P20 Universal Maxi	1	Set	25	462	39263000
	9089611	9089611	Push to open Pin Strong for screwing on	1	Set	25	632	39269097
Onsys Hinge								
	Onsys 4447i Hinge - TH42 for 14-25 mm thick doors; Opening angle 105°							
	9281432	9281432	Onsys Hinge - 25 mm - 0 Crank with mounting plate and cover caps	1	Pair	50	342	83021090
	9281434	9281434	Onsys Hinge - 25 mm - 9.5 Crank with mounting plate and cover caps	1	Pair	50	376	83021090
	9281436	9281436	Onsys Hinge - 25 mm - 16 Crank with mounting plate and cover caps	1	Pair	50	410	83021090
	Onsys 4447 Hinge - TH42 for 14-25 mm thick doors; Opening angle 105° (Non Silent)							
	9297208	9297208	Onsys Hinge - 25 mm - 0 Crank with mounting plate and cover caps	1	Pair	50	205	83021090
	9297209	9297209	Onsys Hinge - 25 mm - 9.5 Crank with mounting plate and cover caps	1	Pair	50	240	83021090
	9297210	9297210	Onsys Hinge - 25 mm - 16 Crank with mounting plate and cover caps	1	Pair	50	274	83021090
	Onsys 4477 Hinge - TH42 for 14-25 mm thick doors; Opening angle 105° (Non Spring Push to Open)							
	9297202	9297202	Onsys Hinge - 25 mm - 0 Crank with mounting plate and cover caps	1	Pair	50	222	83021090
	9297203	9297203	Onsys Hinge - 25 mm - 9.5 Crank with mounting plate and cover caps	1	Pair	50	257	83021090
	9297204	9297204	Onsys Hinge - 25 mm - 16 Crank with mounting plate and cover caps	1	Pair	50	291	83021090

Auto Closing Concealed Hinges

► Sensys Hinges



Product	Article No.	SAP	Item Description	Qty.	Unit	PU	MRP	HS Code
Sensys Hinge								
	Sensys 8645i Hinge - TH52 for 15-24 mm thick doors; Opening angle 110°							
	9242922	9242922	Base 12.5 (Crank 0°) with Mounting Plate (D 0 mm)	1	Pair	100	616	83021090
	9242923	9242923	Base 3 (Crank 9.5°) with Mounting Plate (D 0 mm)	1	Pair	100	650	83021090
	9242924	9242924	Base -4 (Crank 16°) with Mounting Plate (D 0 mm)	1	Pair	100	684	83021090
	Sensys 8631i Hinge - TH52 for 15-32 mm thick doors; Opening angle 95°							
	9242902	9242902	Base 12.5 (Crank 0°) with Mounting Plate (D 0 mm)	1	Pair	100	666	83021090
	9242905	9242905	Base 3 (Crank 9.5°) with Mounting Plate (D 0 mm)	1	Pair	100	710	83021090
	9242906	9242906	Base-4 (Crank 16°) with Mounting Plate (D 0 mm)	1	Pair	100	752	83021090
	Sensys 8657i Hinge - TH52 for 15-32 mm thick doors; Opening angle 165° (Zero Protrusion Hinge)							
	9243040	9243040	Base 12.5 (Crank 0°) with Mounting Plate (D 0 mm)	1	Pair	50	1,350	83021090
	Sensys 8638i Hinge - TA32 for 19 mm Aluminium Profile; Opening angle 95°							
	9243057	9243057	Base 12.5 (Crank 0°) with Mounting Plate (D 0 mm)	1	Pair	50	923	83021090
	Sensys 8639i W90 Hinge - TH52 for 90° Face Angle Application; Opening angle 95°							
	9243043	9243043	Base 4 (Crank 4) with Mounting Plate	1	Pair	50	1,350	83021090
	Accessories of Sensys Hinge							
	9199822	9199822	Sensys Cover Cap "Made in Germany"	1	Pc	50	14	83024200
	9082614	9082614	Sensys Cover Cap for Hinge Cup T52/53	1	Pc	50	18	83024200
	9071575	9091575	Sensys Mount Plate D 0	1	Pc	100	29	83021000
	9088242	9088242	Sensys Press-in Linear Mount Plate D 0.5	1	Pc	50	102	83021000
	9046472	9046472	Dampener for Overlay Hinges - Screw On	1	Pc	50	341	83024200
	46695	9246420	Door Buffer Self-Adhesive	1000	Pc	1000	4,000	39269097
	1001097	1001097	T43 Hinge Screws (45169a)	1	Pc	5000	4	73181558
	1058613	1058613	T43 Hinge Sockets 10 mm Dia	1	Pc	10000	6	39269097

Auto Closing Concealed Hinges

► Obsidian Black Sensys Hinges



Product	Article No.	SAP	Item Description	Qty.	Unit	PU	MRP	HS Code
Obsidian Black Sensys Hinge								
	Obsidian Black Sensys 8645i Hinge - TH52 for 15-24 mm thick doors; Opening angle 110°							
	9091738	9091738	Base 12.5 (Crank 0°)	1	Pc	50	385	83021000
	9091739	9091739	Base 3 (Crank 9.5°)	1	Pc	50	411	83021000
	9091740	9091740	Base -4 (Crank 16°) (Order mounting plate separately)	1	Pc	50	436	83021000
	Obsidian Black Sensys 8631i Hinge - TH52 for 15-32 mm thick doors; Opening angle 95°							
	9091753	9091753	Base 12.5 (Crank 0°)	1	Pc	50	410	83021000
	9091755	9091755	Base 3 (Crank 9.5°)	1	Pc	50	430	83021000
	9091756	9091756	Base-4 (Crank 16°) (Order mounting plate separately)	1	Pc	50	466	83021000
	Obsidian Black Sensys 8657i Hinge-TH52 for 15-32 mm thick doors; Opening angle 165°(Zero Protrusion Hinge)							
	9091767	9091767	Base 12.5 (Crank 0°) (Order mounting plate separately)	1	Pc	50	1,009	83021000
	Obsidian Black Sensys 8646i Hinge - TH52 for 10-16 mm Thin door; Opening angle 110°							
	9091761	9091761	Base 12.5 (Crank 0°)	1	Pc	50	564	83021000
	9091762	9091762	Base 3 (Crank 9.5°)	1	Pc	50	590	83021000
	9091763	9091763	Base-4 (Crank 16°) (Order mounting plate separately)	1	Pc	50	615	83021000
	Obsidian Black Sensys 8639i W90 Hinge - TH52 for 90° Face Angle Application; Opening angle 95°							
	9091748	9091748	Base 4 (Crank 4) (Order mounting plate separately)	1	Pc	50	838	83021000
	Accessories of Sensys Hinge							
	9091803	9091803	System 8099 Sensys Cross Mounting Plate with eccentric CAM D 0 mm in Black	1	Pc	50	94	83021000
	9091815	9091815	Sensys Screw-on Linear Mounting Plate with eccentric CAM D 0.5 in Black	1	Pc	50	128	83021000
	9091820	9091820	Sensys Cover Cap for Hinge Arm in Black	1	Pc	50	17	83024200
	9091822	9091822	Sensys Cover Cap for Hinge Cup T52/53 in Black	1	Pc	50	26	83024200


Assorted Hinges


► Glass Hinges & Butt Hinges




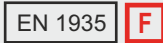
Product	Article No.	SAP	Item Description	Qty.	Unit	PU	MRP	HS Code
---------	-------------	-----	------------------	------	------	----	-----	---------

Assorted Hinges

Glass Door hinge Opening angle 105°								
	20870	9076437	Glass Door hinge ET 150 nickel matt for inset door	1	Pair	20	1,448	83021000
	20873	20873	Magnetic catch D7/GP9 black	1	Pc	20	164	85051100

HIN - Ball Bearing Hinge: SS 304, EN 1935 Certified for 200,000 Cycle, 105 min Fire rated, 5 years Functional Warranty								
	9287297	9287297	SS 304 (4" x 3" x 3) without screws - Bulk pack	1	Pair	100	838	83021000
	9287298	9287298	SS 304 (5" x 3" x 3) without screws - Bulk pack	1	Pair	100	1,024	83021000

HIN - Ball Bearing Hinge: SS 304, EN 1935 Certified for 200,000 Cycle, 105 min Fire rated, 5 years Functional Warranty

HIN - Ball Bearing Hinge Satin Stainless Steel (SSS) Finish								
 	9268384	9268384	SS 304 Hinge 4"x3"x3 Round Corner (Hole Pattern: C)	1	Pair	20	838	83021000
	9268632	9268632	SS 304 Hinge 5"x3"x3 Round Corner (Hole Pattern: Z) (Supplied with screws)	1	Pair	20	1,024	83021000



Flap Fittings

► Lift Advanced HF & Lift Advanced HK



Product	Article No.	SAP	Item Description	Qty.	Unit	PU	MRP	HS Code
---------	-------------	-----	------------------	------	------	----	-----	---------

Lift Ups & Flap Stays

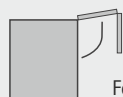


Lift Advanced HF (Order Gas Spring Sets Separately)

9079605	9079605	Lift Advanced HF (Inside Carcass Height 440-550 mm)	1	Set	1	7,874	83024900
9079607	9079607	Lift Advanced HF (Inside Carcass Height 551-610 mm)	1	Set	1	7,874	83024900
9079610	9079610	Lift Advanced HF (Inside Carcass Height 611-700 mm)	1	Set	1	7,874	83024900
9079614	9079614	Lift Advanced HF (Inside Carcass Height 701-770 mm)	1	Set	1	7,874	83024900
9079615	9079615	Lift Advanced HF (Inside Carcass Height 771-925 mm)	1	Set	1	7,874	83024900
9079601	9079601	Lift Advanced HF 19mm Alu. Frame Adapter	1	Set	1	458	83024900

(Order Hinges Separately)

Gas Spring Sets for Lift Advanced HF



Folding flap fitting

Inside carcass height mm 450 - 550	Inside carcass height mm 551 - 610	Inside carcass height mm 611 - 700	Inside cabinet body height mm 701 - 770	Inside cabinet body height mm 771 - 925	Spring force N	Article No.	SAP	Unit	HS Code
4.4 - 5.8 kg	4.0 - 6.0 kg	-	-	-	300	9105888	9105888	Pc	83024200
5.1 - 6.6 kg	4.5 - 6.7 kg	3.8 - 5.8 kg	4.0 - 5.2 kg	-	350	9105889	9105889	Pc	83024200
6.0 - 8.0 kg	5.3 - 7.6 kg	4.6 - 7.0 kg	4.6 - 5.9 kg	4.0 - 5.5 kg	400	9105890	9105890	Pc	83024200
6.8 - 9.2 kg	6.2 - 8.6 kg	5.9 - 8.0 kg	5.3 - 6.7 kg	4.9 - 6.5 kg	450	9105891	9105891	Pc	83024200
7.8 - 10.2 kg	7.0 - 9.3 kg	6.9 - 8.9 kg	5.9 - 7.4 kg	5.5 - 7.0 kg	500	9105892	9105892	Pc	94039010
8.9 - 11.2 kg	8.0 - 10.3 kg	8.0 - 9.9 kg	6.7 - 8.3 kg	6.0 - 7.7 kg	550	9105895	9105895	Pc	83024200
10.5 - 12.6 kg	9.1 - 11.4 kg	8.8 - 10.8 kg	7.8 - 9.3 kg	6.9 - 8.7 kg	600	9105896	9105896	Pc	83024200
12.2 - 14.2 kg	10.5 - 12.6 kg	10.1 - 12.0 kg	8.5 - 10.4 kg	7.9 - 9.8 kg	650	9105897	9105897	Pc	83024200
13.2 - 15.0 kg	11.7 - 13.6 kg	11.1 - 12.9 kg	9.4 - 11.2 kg	8.7 - 10.5 kg	700	9079645	9079645	Pc	83024200
13.8 - 15.4 kg	12.3 - 14.1 kg	11.6 - 13.5 kg	10.0 - 11.8 kg	9.3 - 11.0 kg	750	9079647	9079647	Pc	83024200
-	13.3 - 14.6 kg	12.6 - 14.4 kg	10.8 - 12.7 kg	10.1 - 11.7 kg	800	9079650	9079650	Pc	83024200
-	-	13.4 - 15.2 kg	11.8 - 13.6 kg	10.7 - 12.6 kg	850	9079651	9079651	Pc	83024200



Lift Advanced HK (Order Gas Spring Sets Separately)

9079603	9079603	Lift Advanced HK (Inside Carcass Height 276 - 720 mm)	1	Set	1	6,296	83024900
9079709	9079709	Lift Advanced HK 19mm Alu. Frame Adapter	1	Set	1	616	83024200

(Order Hinges Separately)

Gas Spring Sets for Lift Advanced HK



Upward opening flap fitting

Inside carcass height mm 276 - 360	Inside carcass height mm 361 - 480	Inside carcass height mm 481 - 540	Inside carcass height mm 541 - 600	Inside carcass height mm 601 - 720	Spring force N	Article No.	SAP	Unit	HS Code
2.1 - 4.7 kg *	2.0 - 3.8 kg	-	-	-	150	9079618	9079618	Pc	83024200
4.1 - 7.0 kg *	3.3 - 5.4 kg	2.4 - 4.9 kg	-	-	200	9079619	9079619	Pc	83024200
6.1 - 8.9 kg *	4.5 - 6.3 kg	3.8 - 6.2 kg	3.8 - 5.6 kg	3.8 - 5.0 kg	250	9105886	9105886	Pc	83024200
7.8 - 10.7 kg *	5.7 - 7.9 kg	5.2 - 7.6 kg	4.9 - 6.7 kg	4.4 - 5.9 kg	300	9105888	9105888	Pc	83024200
9.7 - 12.4 kg *	7.1 - 9.3 kg	6.6 - 9.0 kg	6.1 - 7.7 kg	5.4 - 6.8 kg	350	9105889	9105889	Pc	83024200
11.5 - 14.3 kg	8.6 - 10.7 kg	8.1 - 10.3 kg	7.2 - 8.8 kg	6.3 - 7.8 kg	400	9105890	9105890	Pc	83024200
13.3 - 16.0 kg	10.2 - 12.1 kg	9.7 - 11.6 kg	8.4 - 10.0 kg	7.3 - 8.7 kg	450	9105891	9105891	Pc	94039010
15.2 - 17.9 kg	11.7 - 13.4 kg	11.0 - 12.8 kg	9.6 - 11.0 kg	8.2 - 9.6 kg	500	9105892	9105892	Pc	83024200
-	12.9 - 14.3 kg	12.4 - 14.1 kg	10.7 - 12.2 kg	9.1 - 10.4 kg	550	9105895	9105895	Pc	83024200
-	14.2 - 15.5 kg	13.7 - 15.4 kg	12.0 - 13.2 kg	10.1 - 11.4 kg	600	9105896	9105896	Pc	83024200
-	15.4 - 16.8 kg	15.0 - 16.7 kg	13.1 - 14.3 kg	11.1 - 12.4 kg	650	9105897	9105897	Pc	83024200

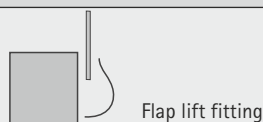
Flap Fittings

► Lift Advanced HL & Lift Advanced HS




Product	Article No.	SAP	Item Description	Qty.	Unit	PU	MRP	HS Code
	Lift Advanced HL (Order Gas Spring Sets Separately)							
	9079595	9079595	Lift Advanced HL (Inside Carcass Height 277-312 mm)	1	Set	1	7,874	83024900
	9079597	9079597	Lift Advanced HL (Inside Carcass Height 313-342 mm)	1	Set	1	7,874	83024900
	9079598	9079598	Lift Advanced HL (Inside Carcass Height 343-372 mm)	1	Set	1	7,874	83024900
	9079599	9079599	Lift Advanced HL (Inside Carcass Height 373-402 mm)	1	Set	1	7,874	83024900
	9079600	9079600	Lift Advanced HL (Inside Carcass Height 403-462 mm)	1	Set	1	7,874	83024900
	9079653	9079653	Lift Advanced Shortenable Rod 600	1	Set	1	931	83024900
	9079658	9079658	Lift Advanced Shortenable Rod 1200	1	Set	1	1,563	83024900
	9079664	9079664	Lift Advanced Shortenable Rod 1800	1	Set	1	2,194	83024900
9079601	9079601	19mm Alu. Frame Adapter (Order Hinges Separately)	1	Set	1	458	83024900	

Gas Spring Sets for Lift Advanced HL



Inside carcass height mm 277 - 312	Inside carcass height mm 313 - 342	Inside carcass height mm 343 - 372	Inside carcass height mm 373 - 402	Inside carcass height mm 403 - 462	Spring force N	Article No.	SAP	Unit	HS Code
2.1 - 3.8 kg	2.3 - 3.8 kg	-	-	-	150	9079618	9079618	Pc	83024200
3.8 - 5.4 kg	3.6 - 5.3 kg	2.1 - 4.8 kg	1.7 - 3.8 kg	-	200	9079619	9079619	Pc	83024900
5.6 - 7.1 kg	5.2 - 7.1 kg	3.3 - 6.0 kg	2.6 - 5.0 kg	3.2 - 4.9 kg	250	9105886	9105886	Pc	83024900
7.3 - 8.8 kg	6.5 - 8.7 kg	4.3 - 7.2 kg	3.8 - 6.3 kg	4.4 - 5.9 kg	300	9105888	9105888	Pc	83024900
8.9 - 10.5 kg	7.9 - 10.2 kg	5.5 - 8.6 kg	4.9 - 7.5 kg	5.4 - 6.8 kg	350	9105889	9105889	Pc	83024900
10.6 - 12.1 kg	9.1 - 11.7 kg	6.6 - 9.7 kg	6.0 - 8.7 kg	6.3 - 7.8 kg	400	9105890	9105890	Pc	83024900
-	10.5 - 13.2 kg	7.8 - 10.9 kg	7.1 - 9.9 kg	7.3 - 8.7 kg	450	9105891	9105891	Pc	83024900
-	11.6 - 14.7 kg	8.9 - 12.2 kg	8.2 - 11.1 kg	8.2 - 9.6 kg	500	9105892	9105892	Pc	83024900
-	12.8 - 16.2 kg	10.0 - 13.4 kg	9.3 - 12.4 kg	9.1 - 10.4 kg	550	9105895	9105895	Pc	83024900
-	14.2 - 17.6 kg	11.2 - 14.6 kg	10.5 - 13.6 kg	10.1 - 11.4 kg	600	9105896	9105896	Pc	83024900
-	-	12.5 - 15.9 kg	11.7 - 14.9 kg	11.1 - 12.4 kg	650	9105897	9105897	Pc	83024900

	Lift Advanced HS (Order Gas Spring Sets Separately)							
	9079617	9079617	Lift Advanced HS (Inside Carcass Height 372-688 mm)	1	Set	1	7,874	83024200
	9079653	9079653	Lift Advanced Shortenable Rod 600	1	Set	1	931	83024900
	9079658	9079658	Lift Advanced Shortenable Rod 1200	1	Set	1	1,563	83024900
	9079664	9079664	Lift Advanced Shortenable Rod 1800	1	Set	1	2,194	83024900
9079601	9079601	19mm Alu. Frame Adapter (Order Hinges Separately)	1	Set	1	458	83024900	

Gas Spring Sets for Lift Advanced HS



Inside carcass height mm 372 - 408	Inside carcass height mm 409 - 508	Inside carcass height mm 509 - 568	Inside carcass height mm 569 - 688	Spring force N	Article No.	SAP	Unit	HS Code
3.0 - 4.4 kg	3.2 - 4.3 kg	2.5 - 3.9 kg	-	200	9079619	9079619	Pc	83024200
4.0 - 5.4 kg	4.2 - 5.4 kg	3.4 - 5.2 kg	3.2 - 4.8 kg	250	9105886	9105886	Pc	83024200
5.3 - 6.7 kg	5.2 - 6.5 kg	4.4 - 6.4 kg	4.0 - 6.1 kg	300	9105888	9105888	Pc	83024200
6.3 - 7.9 kg	6.3 - 7.4 kg	5.4 - 7.4 kg	4.9 - 7.1 kg	350	9105889	9105889	Pc	83024200
7.7 - 9.1 kg	7.3 - 8.6 kg	6.5 - 8.4 kg	5.8 - 8.2 kg	400	9105890	9105890	Pc	83024200
8.8 - 10.3 kg	8.4 - 9.9 kg	7.5 - 9.5 kg	6.8 - 9.1 kg	450	9105891	9105891	Pc	83024200
10.0 - 11.5 kg	9.4 - 10.9 kg	8.6 - 10.5 kg	7.7 - 10.0 kg	500	9105892	9105892	Pc	94039010
11.0 - 12.6 kg	10.5 - 12.1 kg	9.6 - 11.6 kg	8.6 - 11.6 kg	550	9105895	9105895	Pc	83024200
12.1 - 13.8 kg	11.6 - 13.2 kg	10.7 - 12.6 kg	9.6 - 12.6 kg	600	9105896	9105896	Pc	83024200
13.3 - 14.9 kg	12.6 - 14.2 kg	11.7 - 13.7 kg	10.5 - 13.5 kg	650	9105897	9105897	Pc	83024200
	13.6 - 15.3 kg	12.8 - 14.7 kg	11.4 - 14.3 kg	700	9079645	9079645	Pc	83024200

Flap Fittings

► Gas Springs, Lift Up FLY & Flap Stay Lift Basic



Product	Article No.	SAP	Item Description	Qty.	Unit	PU	MRP	HS Code
Gas Spring sets for Advanced Lift-Up (HF, HK, HL & HS) (Order 2 pieces with 1 set of Advanced Lift-Up)								
	9079618	9079618	Spring Force 150N	1	Set	1	3,650	83024200
	9079619	9079619	Spring Force 200N	1	Set	1	3,650	83024200
	9105886	9105886	Spring Force 250N	1	Pc	1	1,501	83024200
	9105888	9105888	Spring Force 300N	1	Pc	1	1,501	83024200
	9105889	9105889	Spring Force 350N	1	Pc	1	1,501	83024200
	9105890	9105890	Spring Force 400N	1	Pc	1	1,501	83024200
	9105891	9105891	Spring Force 450N	1	Pc	1	1,501	83024200
	9105892	9105892	Spring Force 500N	1	Pc	1	1,501	94039010
	9105895	9105895	Spring Force 550N	1	Pc	1	1,501	83024200
	9105896	9105896	Spring Force 600N	1	Pc	1	1,501	83024200
	9105897	9105897	Spring Force 650N	1	Pc	1	1,501	83024200
	9079645	9079645	Spring Force 700N	1	Set	1	3,650	83024200
	9079647	9079647	Spring Force 750N	1	Set	1	4,500	83024200
	9079650	9079650	Spring Force 800N	1	Set	1	4,500	83024200
	9079651	9079651	Spring Force 850N	1	Set	1	4,500	83024200
Lift Up FLY (Opening angle 90°) (Order Hinges Separately)								
	9111155	9111155	Grey 450N	1	Pc	1	6,280	83024200
Flap Stay Lift Basic (Order Hinge Separately)								
	9079593	9079593	Lift Basic Flap Stay (3.2kg weight carrying capacity with 2 fittings ; Max Flap Dimensions: Width 600 mm Et Height 400 mm)	1	Pc	10	314	83024200





TopLine XL K2



WingLine L



SlideLine 16



Grant HD



TopLine L

Sliding & Folding Systems

► TopLine XL K2








Product	Article No.	SAP	Item Description	Qty.	Unit	PU	MRP	HS Code
Top Running & Flush Fitted Wardrobe Door Sliding Fittings								
TopLine XL K2								
TopLine XL K2 - Weight 60/80/100 Kg per Door with Soft Closing & Soft Opening; Max. Door Dimensions: Height-3000 mm & Width-2000 mm								
	9275788	9275788	Fitting Set for 2 door (18-30 mm Thickness) Door weight upto 60 Kg	1	Set	1	19,590	83024200
	9275790	9275790	Fitting Set for 2 door (22-30 mm Thickness) Door weight upto 80 Kg	1	Set	1	20,110	83024200
	9275708	9275708	Fitting Set for 2 door (32-40 mm Thickness) Door weight upto 100 Kg	1	Set	1	21,325	83024200
	9275781	9275781	Fitting Set for 3 door (18-30 mm Thickness) Door weight upto 60 Kg	1	Set	1	27,044	83024200
	9275709	9275709	Fitting Set for 3 door (22-30 mm Thickness) Door weight upto 80 Kg	1	Set	1	27,565	83024200
	9275707	9275707	Fitting Set for 3 door (32-40 mm Thickness) Door weight upto 100 Kg	1	Set	1	28,952	83024200
	9278794	9278794	Fitting Set for 4 door (18-30 mm Thickness) Door weight upto 60 Kg	1	Set	1	39,180	83024200
	9278795	9278795	Fitting Set for 4 door (22-30 mm Thickness) Door weight upto 80 Kg	1	Set	1	40,220	83024200
	9276737	9276737	Silent System for 2 door (60-100 kg)	1	Set	1	9,015	83024200
	9276646	9276646	Silent System for 3 door (60-100 kg)	1	Set	1	18,125	83024200
	9278799	9278799	Silent System for 4 door (60-100 kg)	1	Set	1	25,700	83024200
	9278657	9278657	Runner & Guide Profile 4000 mm with complete Clip set	1	Set	1	26,675	83024200



Sliding & Folding Systems

▶ TopLine L New









Product	Article No.	SAP	Item Description	Qty.	Unit	PU	MRP	HS Code
TopLine L New								
	Topline L: 2 Door Right for Wooden Doors 18–30 mm thickness – Weight 50 kg per door; Max Door Dimensions: Height 2600 mm & Width 550–1500 mm							
	9242712	9242712	2 Door right – Runner Set, Guide set & Fixing material for Door thickness of 18–30mm for door weight upto 50 Kg	1	Set	1	10,500	83024200
	9242238	9242238	Silent system Soft closing for 2 door weight up to 50Kg	1	Set	1	6,250	83024200
	9277167	9277167	4000 mm Runner profile and Guide Profile	1	Set	1	15,700	83024200
			Total Set				32,450	
	Topline L: 2 Door Right for Wooden Doors 35–50 mm thickness – Weight 50 kg per door; Max Door Dimensions: Height 2600 mm & Width 550–1500 mm							
	9242715	9242715	2 Door right – Runner Set, Guide set & Fixing material for Door thickness of 35–50mm for door weight upto 50 Kg	1	Set	1	10,700	83024200
	9242238	9242238	Silent system Soft closing for 2 door weight up to 50Kg	1	Set	1	6,250	83024200
	9277167	9277167	4000 mm Runner profile and Guide Profile	1	Set	1	15,700	83024200
			Total Set				32,650	
	Topline L: 3 Door for Wooden Doors 18–30 mm thickness – Weight 50 kg per door; Max Door Dimensions: Height 2600 mm & Width 550–1500 mm							
	9242713	9242713	3 Door Runner Set, Guide set & Fixing material for Door thickness of 18–30mm for door weight upto 50 Kg	1	Set	1	12,750	83024200
	9242240	9242240	Silent system Soft closing for 3 door weight up to 50Kg	1	Set	1	11,150	83024200
	9277167	9277167	4000 mm Runner profile and Guide Profile	1	Set	1	15,700	83024200
			Total Set				39,600	
	Topline L: 3 Door for Wooden Doors 35–50 mm thickness – Weight 50 kg per door; Max Door Dimensions: Height 2600 mm & Width 550–1500 mm							
	9242718	9242718	3 Door Runner Set, Guide set & Fixing material for Door thickness of 35–50mm for door weight upto 50 Kg	1	Set	1	12,940	83024200
	9242240	9242240	Silent system Soft closing for 3 door weight up to 50Kg	1	Set	1	11,150	83024200
	9277167	9277167	4000 mm Runner profile and Guide Profile	1	Set	1	15,700	83024200
			Total Set				39,790	
	Topline L: Left Door Kit, Silent System Soft Opening & Soft Colliding							
	9242711	9242711	2 Door left – Runner Set, Guide set & Fixing material for Door thickness of 18–30mm for door weight upto 50 Kg	1	Set	1	9,360	83024200
	9242714	9242714	2 Door left – Runner Set, Guide set & Fixing material for Door thickness of 35–50mm for door weight upto 50 Kg	1	Set	1	9,550	83024200
	9242227	9242227	Silent system Soft opening for 2 door weight up to 50Kg	1	Set	1	15,750	83024200
	9242228	9242228	Silent system Soft opening for 3 door weight up to 50Kg	1	Set	1	10,590	83024200
	9254630	9254630	Soft colliding for the rear most doors of 3-door sliding door cabinets	1	Set	1	1,370	83024200

Sliding & Folding Systems

► TopLine 22



Product	Article No.	SAP	Item Description	Qty.	Unit	PU	MRP	HS Code
TopLine 22								
	TopLine 22: 2 Door with STB 11 (Frontmost Door on Right) for Wooden & Aluminium Profile Doors Weight 50 kg per door; Max Door Dimensions: H-2500 & Width-1500 for 21 mm thickness							
	13431	13431	Set 2-Door for thickness 21 mm	1	Set	1	6,064	83024200
	45080	45080	STB 11 Set 2-Doors	1	Set	1	1,889	83024200
	71111	9288912	Runner profile 3000 mm Silver Alu.	1	Pc	4	1,888	76042990
	71117	71117	STB 11 Guide profile 3000 mm Alu.	1	Pc	4	1,794	76042990
		Total Set				11,635		
	TopLine 22: 2 Door with STB 12 (Frontmost Door on Right) for Wooden & Aluminium Profile Doors Weight 50 kg per door; Max Door Dimensions: H-2500 mm & Width-1500 mm for 21 mm thickness							
	13431	13431	Set 2-Door for thickness 21 mm	1	Set	1	6,064	83024200
	45082	45082	STB 12 Set 2-Doors	1	Set	1	2,020	83024200
	71111	9288912	Runner profile 3000 mm Silver Alu.	1	Pc	4	1,888	76042990
	71116	9288835	STB 12 Guide profile 3000 mm Alu.	1	Pc	10	1,932	76042990
		Total Set				11,904		
	TopLine 22: 2 Door with STB 15 (Frontmost Door on Right) for Wooden & Aluminium Profile Doors Weight 50kg per door; Max Door Dimensions: H-2500 mm & Width-1500 mm for 21 mm Thickness							
	13431	13431	Set 2-Door for thickness 21 mm	1	Set	1	6,064	83024200
	45199	45199	STB 15 Set 2-Doors	1	Set	1	2,315	83024200
	71111	9288912	Runner profile 3000 mm Silver Alu.	1	Pc	4	1,888	76042990
	9288834	9288834	STB 15 Guide profile 3000 mm Alu.	1	Pc	4	2,276	76042990
		Total Set				12,543		
	TopLine 22: 3 Door with STB 11 for Wooden & Aluminium Profile Doors- Weight 50kg per door; Max Door Dimensions: H-2500 mm & Width-1500 mm for 21 mm Thickness							
	13433	13433	Set 3-Door for thickness 21 mm	1	Set	1	7,854	83024200
	45081	45081	STB 11 Set 3-Doors	1	Set	1	2,255	83024200
	71111	9288912	Runner profile 3000mm Silver Alu.	1	Pc	4	1,888	76042990
	71117	71117	STB 11 Guide profile 3000mm Alu.	1	Pc	4	1,794	76042990
		Total Set				13,791		
	TopLine 22: 3 Door with STB 12 for Wooden & Aluminium Profile Doors - Weight 50kg per door; Max Door Dimensions: H-2500 mm & Width-1500 mm for 21 mm Thickness							
	13433	13433	Set 3-Door for thickness 21 mm	1	Set	1	7,854	83024200
	45083	45083	STB 12 Set 3-Doors	1	Set	1	2,519	83024200
	71111	9288912	Runner profile 3000mm Silver Alu.	1	Pc	4	1,888	76042990
	71116	9288835	STB 12 Guide profile 3000 mm Alu.	1	Pc	10	1,932	76042990
		Total Set				14,193		
	Top Line 22, 50 Kg/ Door , Wodden & Aluminium (Other Options)							
	13432	13432	Set Front Door on left for thickness 21 mm	1	Set	1	6,065	83024200
	9080202	9080202	Set Front Door on left for thickness 28 mm	1	Set	1	6,396	83024200
	46418	46418	Cover Profile 1000 mm	1	Pc	4	785	39169090

Product	Article No.	SAP	Item Description	Qty.	Unit	PU	MRP	HS Code
TopLine 22 Advanced								
	TopLine 22 2 Door Advanced with STB 11 (Frontmost Door on Right) for Wooden & Aluminium Profile Doors - Weight 50 kg per door; Max Door Dimensions: Height -2500 mm & Width -1500 mm for 28 mm thickness							
	9080201	9080201	Top Door Runner set for Door Thickness 28 mm (Max.)	1	Set	1	6,396	83024200
	45080	45080	STB 11 Guide Set	1	Set	1	1,889	83024200
	71111	9288912	Runner profile 3000 mm Silver Alu.	1	Pc	4	1,888	76042990
	71117	71117	STB 11 Guide profile 3000 mm Alu.	1	Pc	4	1,794	76042990
		Total Set				11,967		
	TopLine 22: 2 Door Advanced with STB 12 (Frontmost Door on Right) for Wooden & Aluminium Profile Doors - Weight 50 kg per door; Max Door Dimensions: Height -2500 mm & Width -1500 mm for 28 mm thickness							
	9080201	9080201	Top Door Runner set for Door Thickness 28 mm (Max.)	1	Set	1	6,396	83024200
	45082	45082	STB 12 Guide Set	1	Set	1	2,020	83024200
	71111	9288912	Runner profile 3000 mm Silver Alu.	1	Pc	4	1,888	76042990
	71116	9288835	STB 12 Guide profile 3000 mm Alu.	1	Pc	10	1,932	76042990
		Total Set				12,236		
	TopLine 22: 2 Door Advanced with STB 15 (Frontmost Door on Right) for Wooden & Aluminium Profile Doors - Weight 50 kg per door; Max Door Dimensions: Height -2500 mm & Width -1500 mm for 28 mm thickness							
	9080201	9080201	Top Door Runner set for Door Thickness 28 mm (Max.)	1	Set	1	6,396	83024200
	45199	45199	STB 15 Guide Set	1	Set	1	2,315	83024200
	71111	9288912	Runner profile 3000 mm Silver Alu.	1	Pc	4	1,888	76042990
	9288834	9288834	STB 15 Guide profile 3000 mm Alu.	1	Pc	4	2,276	76042990
		Total Set				12,875		
	TopLine 22: 3 Door Advanced with STB 11 for Wooden & Aluminium Profile Doors - Weight 50 kg per door; Max Door Dimensions: Height -2500 mm & Width -1500 mm for 28 mm Thickness							
	9080203	9080203	Top Door Runner set for Door Thickness 28 mm (Max.)	1	Set	1	8,446	83024200
	45081	45081	STB 11 Guide Set	1	Set	1	2,255	83024200
	71111	9288912	Runner profile 3000 mm Silver Alu.	1	Pc	4	1,888	76042990
	71117	71117	STB 11 Guide profile 3000 mm Alu.	1	Pc	4	1,794	76042990
		Total Set				14,383		
	TopLine 22: 3 Door Advanced with STB 12 for Wooden & Aluminium Profile Doors - Weight 50kg per door; Max Door Dimensions: Height -2500 mm & Width -1500 mm for 28 mm Thickness							
	9080203	9080203	Top Door Runner set for Door Thickness 28 mm (Max.)	1	Set	1	8,446	83024200
	45083	45083	STB 12 Guide Set	1	Set	1	2,519	83024200
	71111	9288912	Runner profile 3000 mm Silver Alu.	1	Pc	4	1,888	76042990
	71116	9288835	STB 12 Guide profile 3000 mm Alu.	1	Pc	10	1,932	76042990
		Total Set				14,785		
	TopLine 22 Silent System soft closing set & Cover Profile							
	9084432	9084432	Silent System soft closing set-2 Door	1	Set	1	7,242	39263000
	9096761	9096761	Silent System soft closing set-3 Door	1	Set	1	7,659	39263000
	46418	46418	Cover Profile 1000 mm	1	Pc	1	785	39169090

Sliding & Folding Systems

► TopLine 110 & TopLine M



Product	Article No.	SAP	Item Description	Qty.	Unit	PU	MRP	HS Code
---------	-------------	-----	------------------	------	------	----	-----	---------

Top Running & Inset Wardrobe/Cabinet Sliding Fittings

TopLine 110



**Topline 110: 2 Door for Wooden & Aluminium Profile Doors – Weight 20 kg per door;
Max Door Dimensions: Height 2000 mm & Width 500-1500 mm**

9040230	9040230	Aluminium Runner Profile 3000 mm for gluing in	1	Pc	1	2,087	76042990
45317	45317	Topline 110 Set for 2 Door Cabinet (for 16-19 mm door thickness)	1	Set	1	3,155	83024200
9079731	9079731	Silent System for Wooden Door only (Max door weight 20kg)	1	Set	1	4,234	39263000

TopLine M



**Topline M: 2 Door for Wooden Doors – Weight 35 kg per door;
Max Door Dimensions: Height 2300 mm & Width 500-1250 mm**

9133641	9133641	2 Door Runner Set for guide system 16.2	1	Set	1	4,729	83024200
9144901	9144901	Set silent system 2 door	1	Set	1	3,724	39263000
9117425	9117425	Top-Line M(35) Runner Track 2000 mm	1	Pc	1	2,648	76042990
9117429	9117429	STB 16.2 Guide Track Under 2000 mm	1	Pc	1	640	39169090
9200386	9200386	Top-Line M(35) Brush Strip Grey 2100 mm	1	Pc	1	247	39269097



Sliding & Folding Systems

► TopLine 1



Product	Article No.	SAP	Item Description	Qty.	Unit	PU	MRP	HS Code
TopLine 1								
	Topline 1: 2 Door for Wooden Doors with STB 11- Weight 50 kg per door; Max Door Dimensions : Height 1500-2500 mm & Width 500-1500 mm							
	9303120	9303120	Top Door Runner Set for 2 Doors	1	Set	1	3,088	83024200
	9288833	9288833	Aluminium Runner Profile 3000 mm	1	Pc	4	2,725	76042990
	71117	71117	STB 11 Aluminium Guide profile 3000 mm	1	Pc	4	1,794	76042990
	45080	45080	STB 11 Guide Set for 2-Doors	1	Set	1	1,889	83024200
			Total Set				9,496	
	Topline 1: 2 Door for Wooden Doors with STB 12- Weight 50 kg per door; Max Door Dimensions : Height 1500-2500 mm & Width 500-1500 mm							
	9303120	9303120	Top Door Runner Set for 2 Doors	1	Set	1	3,088	83024200
	9288833	9288833	Aluminium Runner Profile 3000 mm	1	Pc	4	2,725	76042990
	71116	9288835	STB 12 Aluminium Guide profile 3000 mm	1	Pc	10	1,932	76042990
	45082	45082	STB 12 Guide Set for 2-Doors	1	Set	1	2,020	83024200
			Total Set				9,765	
	Topline 1: 2 Door for Wooden Doors with STB 35- Weight 50 kg per door; Max Door Dimensions : Height 1500-2500 mm & Width 500-1500 mm							
	9303120	9303120	Top Door Runner Set for 2 Doors	1	Set	1	3,088	83024200
	9288833	9288833	Aluminium Runner Profile 3000 mm	1	Pc	4	2,725	76042990
	46790	46790	STB 35 plastic guide profile 3500 mm	2	Pc	25	442	39169090
	25119	25119	STB 35 Guide Set for 2-Doors	2	Set	100	57	39263000
			Total Set				6,312	
	Topline 1: 2 Door for Wooden Doors with STB 11- Weight 75 kg per door; Max Door Dimensions : Height 1500-2500 mm & Width 500-1500 mm							
	45078	45078	Top Door Runner Set for 2 Doors	1	Set	1	5,276	83024200
	9288833	9288833	Aluminium Runner Profile 3000 mm	1	Pc	4	2,725	76042990
	71117	71117	STB 11 Aluminium Guide profile 3000 mm	1	Pc	4	1,794	76042990
	45080	45080	STB 11 Guide Set for 2-Doors	1	Set	1	1,889	83024200
			Total Set				11,684	
	Topline 1: 2 Door for Wooden Doors with STB 12 - Weight 75 kg per door; Max Door Dimensions: Height 1500-2500 mm & Width 500-1500 mm							
	45078	45078	Top Door Runner Set for 2 Doors	1	Set	1	5,276	83024200
	9288833	9288833	Aluminium Runner Profile 3000 mm	1	Pc	4	2,725	76042990
	71116	9288835	STB 12 Aluminium Guide profile 3000 mm	1	Pc	10	1,932	76042990
	45082	45082	STB 12 Guide Set for 2-Doors	1	Set	1	2,020	83024200
			Total Set				11,953	
	Topline 1: 2 Door for Wooden Doors with STB 35 - Weight 75 kg per door; Max Door Dimensions: Height 1500-2500 mm & Width 500-1500 mm							
	45078	45078	Top Door Runner Set for 2 Doors	1	Set	1	5,276	83024200
	9288833	9288833	Aluminium Runner Profile 3000 mm	1	Pc	4	2,725	76042990
	46790	46790	STB 35 plastic guide profile 3500 mm	2	Pc	25	442	39169090
	25119	25119	STB 35 Guide Set for 2-Doors	2	Set	100	57	39263000
			Total Set				8,500	

Sliding & Folding Systems

► TopLine 1



Product	Article No.	SAP	Item Description	Qty.	Unit	PU	MRP	HS Code
	Topline 1: 3 Door for Wooden Doors with STB 11 - Weight 50 kg per door; Max Door Dimensions: Height 1500-2500 mm & Width 500-1500 mm							
	45077	45077	Top Door Runner Set for 3 Doors	1	Set	1	4,083	83024200
	9288833	9288833	Aluminium Runner Profile 3000 mm	1	Pc	4	2,725	76042990
	71117	71117	STB 11 Aluminium Guide profile 3000 mm	1	Pc	4	1,794	76042990
	45081	45081	STB 11 Guide Set for 3-Doors	1	Set	1	2,255	83024200
	Total Set							10,857
	Topline 1: 3 Door for Wooden Doors with STB 12 - Weight 50 kg per door; Max Door Dimensions: Height 1500-2500 mm & Width 500-1500 mm							
	45077	45077	Top Door Runner Set for 3 Doors	1	Set	1	4,083	83024200
	9288833	9288833	Aluminium Runner Profile 3000 mm	1	Pc	4	2,725	76042990
	71116	9288835	STB 12 Aluminium Guide profile 3000 mm	1	Pc	10	1,932	76042990
	45083	45083	STB 12 Guide Set for 3-Doors	1	Set	1	2,519	83024200
	Total Set							11,259
	Topline 1: 3 Door for Wooden Doors with STB 35 - Weight 50 kg per door; Max Door Dimensions: Height 1500-2500 mm & Width 500-1500 mm							
	45077	45077	Top Door Runner Set for 3 Doors	1	Set	1	4,083	83024200
	9288833	9288833	Aluminium Runner Profile 3000 mm	1	Pc	4	2,725	76042990
	46790	46790	STB 35 plastic guide profile 3500 mm	2	Pc	25	442	39169090
	25119	25119	STB 35 Guide Set for 3-Doors	3	Set	100	86	39263000
	Total Set							7,336
	Topline 1: 3 Door for Wooden Doors with STB 11 - Weight 75 kg per door; Max Door Dimensions: Height 1500-2500 mm & Width 500-1500 mm							
	45079	45079	Top Door Runner Set for 3 Doors	1	Set	1	7,472	83024200
	9288833	9288833	Aluminium Runner Profile 3000 mm	1	Pc	4	2,725	76042990
	71117	71117	STB 11 Aluminium Guide profile 3000 mm	1	Pc	4	1,794	76042990
	45081	45081	STB 11 Guide Set for 3-Doors	1	Set	1	2,255	83024200
	Total Set							14,246
	Topline 1: 3 Door for Wooden Doors with STB 12 - Weight 75 kg per door; Max Door Dimensions: Height 1500-2500 mm & Width 500-1500 mm							
	45079	45079	Top Door Runner Set for 3 Doors	1	Set	1	7,472	83024200
	9288833	9288833	Aluminium Runner Profile 3000 mm	1	Pc	4	2,725	76042990
	71116	9288835	STB 12 Aluminium Guide profile 3000 mm	1	Pc	10	1,932	76042990
	45083	45083	STB 12 Guide Set for 3-Doors	1	Set	1	2,519	83024200
	Total Set							14,648
	Topline 1: 3 Door for Wooden Doors with STB 35 - Weight 75 kg per door; Max Door Dimensions: Height 1500-2500 mm & Width 500-1500 mm							
	45079	45079	Top Door Runner Set for 3 Doors	1	Set	1	7,472	83024200
	9288833	9288833	Aluminium Runner Profile 3000 mm	1	Pc	4	2,725	76042990
	46790	46790	STB 35 plastic guide profile 3500 mm	2	Pc	25	442	39169090
	25119	25119	STB 35 Guide Set for 3-Doors	3	Set	100	86	39263000
	Total Set							10,725

Sliding & Folding Systems

► SlideLine M, SlideLine 66, SlideLine 55 & SlideLine 55 Plus



Product	Article No.	SAP	Item Description	Qty.	Unit	PU	MRP	HS Code
Bottom Running & Overlay & Inset Cabinet Door Sliding Fittings								
SlideLine M								
SlideLine M: 1 Door for Wooden & Aluminium framed Doors - Weight 30 kg per door; Max Door Dimensions: Height 2000 mm & Width 300-1800 mm								
	9156338	9156338	Set fitting SlideLine M with Silent system for Wooden & 55 mm Alu. Profile Doors (Min. Width 450 mm; Weight Max. 30kg; Self Thickness 16-25 mm)	1	Set	1	8,492	83024200
	9156339	9156339	Set fitting SlideLine M, for Wooden & 55mm Alu. Profile Doors (Min. Width 300 mm; Weight Max. 30 kg; Self Thickness 16-25 mm)	1	Set	1	4,966	83024200
	9209225	9209225	Profile Set SL-M 18/2500 mm 1 Profile	1	Set	1	6,642	76042990
	9209226	9209226	Profile Set SL-M 18/4000 mm 1 Profile	1	Set	1	9,499	76042990
	9209228	9209228	Profile Set SL-M 22/2500 mm 1 Profile	1	Set	1	7,010	76042990
	9209229	9209229	Profile Set SL-M 22/4000 mm 1 Profile	1	Set	1	10,232	76042990
	9209230	9209230	Profile Set SL-M 25/2500 mm 1 Profile	1	Set	1	7,266	76042990
	9209231	9209231	Profile Set SL-M 25/4000 mm 1 Profile	1	Set	1	10,225	76042990
	9209277	9209277	Decorative Silver Cover for 18 mm /2500 mm	1	Set	1	2,560	39199080
	9209278	9209278	Decorative Silver Cover for 18 mm /4000 mm	1	Set	1	3,507	39269097
	9209287	9209287	Decorative Silver Cover for 22 mm /4000 mm	1	Set	1	3,674	39269097
	9209399	9209399	Decorative Silver Cover for 25 mm /2500 mm	1	Set	1	2,578	39269097
	9209400	9209400	Decorative Silver Cover for 25 mm /4000 mm	1	Set	1	3,512	39269097
	SlideLine 66							
	SlideLine 66: 1 Door for Wooden & Alu.framed Doors- Weight 10 kg per door; Max Door Dimensions: Height 800 mm & Width 400-1500 mm							
	20143	9125955	Cover Profile 3000 mm Silver	1	Pc	4	245	39169090
	20142	20142	Aluminium Runner Profile 3000 mm Silver	1	Pc	4	2,206	76042990
	20145	20145	Slide-Line 66 Set for Wooden and Aluminium Profile doors (for 16-19 mm thick door)	1	Set	1	1,746	83024200
SlideLine 55								
	SlideLine 55: 2 Door for Wooden Doors - Weight 15 kg per door with Plastic Runner Profile; Max Door Dimensions: Height 1500 mm & Width 400-2000 mm							
	25121	1010501	Profile 4000mm Brown	1	Pc	20	292	39169090
	25122	1006347	Running Component for 15kg door (For 16-19mm thick door)	1	Pc	100	63	39263000
	25123	1006263	Guide Component with Spring loaded bolt (For 16-19mm thick door)	1	Pc	100	78	39263000
	47392	47392	Door Stopper Press-In for 15kg door	1	Pc	100	17	39263000
	9079731	9079731	Add-On Silent System (max door weight 20 kg)	1	Pc	1	4,234	39263000
SlideLine 55 Plus								
	SlideLine 55 Plus: 2 Door for Wooden Doors - Weight 15-30 kg per door; Max Door Dimensions: Height 1500 mm & Width 400-2000 mm							
	1057668	1057668	Runner & guide profile Alu 4000 mm	1	Pc	4	1,231	76042990
	9115217	9115217	Guiding part STB 55 plus	1	Pc	100	133	83024200
	9115219	9115219	SL 55 plus running part	1	Pc	100	292	39263000
	9115216	9115216	Spacer STB 55 plus	1	Pc	100	56	39269097
	9119584	9119584	Silent system SL 55plus left	1	Pc	30	1,193	83024200
	9119585	9119585	Silent system SL 55plus right	1	Pc	30	1,193	83024200
	9118477	9118477	Assembly activator SISY SL 55	1	Pc	300	101	39263000

Sliding & Folding Systems

- ▶ SlideLine 56, SlideLine Grant 400 Neo, Vertico Synchro & Vertico Mono



Product	Article No.	SAP	Item Description	Qty.	Unit	PU	MRP	HS Code
---------	-------------	-----	------------------	------	------	----	-----	---------

SlideLine 56



SlideLine 56: 2 Door for Wooden Doors- Weight 40 kg per door; Max Door Dimensions: Height 2000 mm & Width 500-1000 mm								
1015936	9288854		Aluminium Runner Profile 2000 mm Silver	1	Pc	24	310	76042990
71110	9288856		Aluminium Runner Profile 3000 mm Silver	1	Pc	24	440	76042990
45234	9266143		2 Door Kit for 1 cabinet (16-19 mm thick door)	1	Set	1	1,890	83024200
45235	45235		3 Door Kit for 1 cabinet (16-19 mm thick door)	1	Set	1	2,661	39263000
9079731	9079731		Add-On Silent System (max door weight 20kg)	1	Set	1	4,234	39263000

SlideLine Grant 400 Neo



SlideLine Grant 400 Neo: 2/3 Door (Floor to Ceiling) Sliding system with Soft Closing & Soft Opening; Max Door Dimensions: Height 3500 mm & Width 1200 mm - Silver Anodized								
9297023	9297023		Grant 400 Neo Kit	1	Set	1	2,864	83024100
9296877	9296877		Upper Track, 3600 mm SA	1	Pc	2	3,601	76042990
9296878	9296878		Upper Track, 2400 mm SA	1	Pc	2	2,402	76042990
9296879	9296879		Bottom Track, 3600 mm SA	1	Pc	2	1,781	76042990
9296880	9296880		Bottom Track, 2400 mm SA	1	Pc	2	1,187	76042990
9297044	9297044		Middle Door Frame Profile, 1200 mm SA	1	Set	2	835	76042990
9297041	9297041		Upper Door Frame Profile, 1200 mm SA	1	Set	2	523	76042990
9297042	9297042		Vertical Door Frame Profile, 3500 mm SA	1	Set	2	2,575	76042990
9297043	9297043		Bottom Door Frame Profile, 1200 mm SA	1	Set	2	838	76042990



SlideLine Grant 400 Neo: 2/3 Door (Floor to Ceiling) Sliding system with Soft Closing & Soft Opening; Max Door Dimensions: Height 3500 mm & Width 1200 mm - Black								
9289653	9289653		Soft closing Dampers, Rollers & Fixing Materials	1	Set	1	2,784	83024100
9300497	9300497		Top Frame Profile - 1200 mm Black	1	Pc	2	782	76042990
9300498	9300498		Vertical Frame Profile - 3500 mm Black	1	Pc	2	3,713	76042990
9300499	9300499		Bottom Frame Profile - 1200 mm Black	1	Pc	2	1,349	76042990
9300512	9300512		Transverse or Middle Frame Profile - 1200 mm Black	1	Pc	2	981	76042990
9293857	9293857		Fixing Screw ST 6X30 mm for Grant 400 Neo Profiles	1	Pc	5	16	73181400
9295418	9295418		Sealing Brush 7X8 mm, 3500 mm	1	Pc	1	131	39204900
9293855	9293855		Glass Sealing Strip 6mm for Grant 400 Neo, 1200 mm	1	Pc	1	89	39204900
9293856	9293856		Glass Sealing Strip 6mm for Grant 400 Neo, 3500 mm	1	Pc	1	260	39204900
9300500	9300500		Upper Track, 2400 mm Black	1	Pc	2	4,084	76042990
9300511	9300511		Bottom Track, 2400 mm Black	1	Pc	2	2,018	76042990
9302258	9302258		Upper Track, 3600 mm Black	1	Pc	2	6,122	76042990
9302259	9302259		Bottom Track, 3600 mm Black	1	Pc	2	3,027	76042990

Vertically running Door Sliding Fittings

Vertico Synchro




Vertico Synchro: 2 Door for Wooden and Aluminium Profile Doors - Weight 15 kg per door; Max Door Dimensions: Height 400-600 mm & Width 1500 mm max.								
20386	20386		Vertico Synchro Set 400 for Overlay Door height 400-600 mm	1	Set	1	27,688	83024200
20400	20400		Cover Profile 2500 mm Aluminium Silver anodised	2	Pc	1	3,920	76042990

Vertico Mono




Vertico Mono: 1 Door for Wooden and Aluminium Profile Doors - Weight 15 kg per door; Max Door Dimensions: Height 400-700 mm & Width 1500 mm max.								
45315	45315		Set Vertico Mono for inset door	1	Set	1	23,318	83024200
20400	20400		Cover Profile 2500 mm Aluminium Silver anodised	2	Pc	1	3,920	76042990

Product	Article No.	SAP	Item Description	Qty.	Unit	PU	MRP	HS Code
Folding Door System for Wardrobe / Cabinet								
WingLine L								
	Wingline L Push to move - Weight 5 kg to 12 kg per wing ; Max Door Dimensions : 2400 mm Height & 600 mm Door Wing Width (Order Sensys 8675 Hinges Separately)							
	9237901	9237901	Wing Line L Kit - Left	1	Pc	1	2,561	83024200
	9237900	9237900	Wing Line L Kit - Right	1	Pc	1	2,561	83024200
	9238051	9238051	Push to Move Mechanisms Medium- Left	1	Pc	1	9,252	83024200
	9238101	9238101	Push to Move Mechanisms Medium- Right	1	Pc	1	9,252	83024200
	9237917	9237917	Runner Profile - 2400 mm	1	Pc	1	2,826	76042990
9237758	9237758	Profile Mounting Clip	2	Pc	1	212	39269097	
	Wingline L Push to move - Weight 12 kg to 25 Kg per wing ; Max Door Dimensions : 2400 mm Height & 600 mm Door Wing Width (Order Sensys 8675 Hinges Separately) Profile size: 2400 mm							
	9237880	9237880	Wing Line L Kit - Left	1	Pc	1	4,277	83024200
	9237881	9237881	Wing Line L Kit - Right	1	Pc	1	4,277	83024200
	9238052	9238052	Push to Move Mechanisms Heavy - Left	1	Pc	1	9,970	83024200
	9238053	9238053	Push to Move Mechanisms Heavy - Right	1	Pc	1	9,970	39263000
	9239310	9239310	Runner & Guide Profile, with Profile Mounting Clip	1	Pc	1	4,383	76042990
9264191	9264191	Mechanical Catch	1	Set	50	1,153	83024200	
	Wingline L Pull to move - Weight 5 kg to 12 kg per wing ; Max Door Dimensions : 2400 mm Height & 600 mm Door Wing Width (Order Sensys 8675 Hinges Separately)							
	9237901	9237901	Wing Line L Kit - Left	1	Pc	1	2,561	83024200
	9237900	9237900	Wing Line L Kit - Right	1	Pc	1	2,561	83024200
	9238115	9238115	Pull to move Mechanisms Medium- Left	1	Pc	1	9,252	83024200
	9238116	9238116	Pull to move Mechanisms Medium- Right	1	Pc	1	9,252	83024200
	9237917	9237917	Runner Profile - 2400 mm	1	Pc	1	2,826	76042990
9237758	9237758	Profile Mounting Clip	2	Pc	1	212	39269097	
	Wingline L Pull to move - Weight 12 kg to 25 Kg per wing ; Max Door Dimensions : 2400 mm Height & 600 mm Door Wing Width (Order Sensys 8675 Hinges Separately) Profile size: 2400 mm							
	9237880	9237880	Wing Line L Kit - Left	1	Pc	1	4,277	83024200
	9237881	9237881	Wing Line L Kit - Right	1	Pc	1	4,277	83024200
	9238125	9238125	Pull to move Mechanisms Heavy - Left	1	Pc	1	9,970	83024200
	9238114	9238114	Pull to move Mechanisms Heavy - Right	1	Pc	1	9,970	83024200
	9239310	9239310	Runner & Guide Profile, with Profile Mounting Clip	1	Pc	1	4,383	76042990
	Wingline L Pull to move Silent - Weight 5 kg to 12 kg per wing ; Max Door Dimensions : 2400 mm Height & 600 mm Door Wing Width (Order Sensys 8645i Hinges Separately)							
	9237903	9237903	Wing Line L Kit - Left	1	Pc	1	2,561	83024200
	9237902	9237902	Wing Line L Kit - Right	1	Pc	1	2,561	83024200
	9238121	9238121	Pull to move Silent Mechanisms Medium- Left	1	Pc	1	8,239	83024200
	9238124	9238124	Pull to move Silent Mechanisms Medium- Right	1	Pc	1	8,239	83024200
	9237917	9237917	Runner Profile - 2400 mm	1	Pc	1	2,826	76042990
9237758	9237758	Profile Mounting Clip	2	Pc	1	212	39269097	
	Wingline L Pull to move Silent - Weight 12 kg to 25 Kg per wing ; Max Door Dimensions : 2400 mm Height & 600 mm Door Wing Width (Order Sensys 8645i Hinges Separately) Profile size: 2400 mm							
	9237852	9237852	Wing Line L Kit - Left	1	Pc	1	4,277	83024200
	9237890	9237890	Wing Line L Kit - Right	1	Pc	1	4,277	83024200
	9238123	9238123	Pull to move Silent Mechanisms Heavy - Left	1	Pc	1	8,813	39269097
	9238122	9238122	Pull to move Silent Mechanisms Heavy - Right	1	Pc	1	8,813	39269097
	9239310	9239310	Runner & Guide Profile, with Profile Mounting Clip	1	Pc	1	4,383	76042990

Sliding & Folding Systems


► WingLine 230, WingLine 170 & Accessories



Product	Article No.	SAP	Item Description	Qty.	Unit	PU	MRP	HS Code
	WingLine 230: 2 Doors with 4 Wings for Wooden Doors – Weight 20–25 kg per door; Max Door Dimensions: Height 3000mm & Door wing Width 600 mm (Order Hinges Separately)							
	79013	1079849	Runner profile Aluminium White 2400 mm	1	Pc	4	8,296	76042990
	79015	9225395	WingLine 230 Set of 4 Wings (Left & Right) (16–25 mm Door thickness)	1	Set	1	26,760	83024200


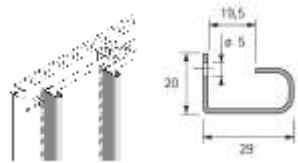

	Wingline 170: 1 Door with 2 Wings for Wooden/Aluminium Profile Doors – Weight depends on hinges used; Max Door Dimensions: Height 2200 mm & Door wing Width 300 mm (Order Hinges Separately)							
	74658	74658	Wingline 170 set	1	Set	1	1,468	83024200
	71648	1022834	Centre Folding Door Hinge 625 (Nickel plated Steel)	1	Pc	4	51	83021000

Accessories for Sliding & Folding Doors

	45198	9189775	Door Bend Adjustment Rod Fitting - Steel threaded rod with plastic covers	1	Set	2	952	83024200
	26453	26453	Brush Sealing Strip 2500mm (27 mm height.; Screw on Brown)	1	Pc	40	1,289	39269097
	9200386	9200386	Self Adhesive Brush Sealing Strip 2500 mm (8 mm height.)	1	Pc	1	247	39269097
	9073662	9073662	Sensys 8675 Hinge ; Opening Angle 110° for Push to move and Pull to Move Mechanisms	1	Pc	1	259	83021000
	9071575	9091575	Sensys Mount Plate	1	Pc	1	29	83021000
	9237758	9237758	Profile Mounting Clip	1	Pc	1	106	39269097

Product	Product Section	Details	Article No.	SAP	Unit	PU	MRP	HS Code
---------	-----------------	---------	-------------	-----	------	----	-----	---------








Aluminum Door Profiles for 2/3 Sliding Door Carcases (Door thickness 18–19 mm)

		Door Profile Predrilled 18–19mm L 2500 mm	9136121	9136121	Pc	01	2,089	76042990
		Door Profile U-Shaped Predrilled 18–19mm L 2500 mm	9136122	9136122	Pc	01	1,568	76042990

Sliding & Folding Systems

▶ TopLine 80, TopLine 80 SiSy, TopLine 120 SiSy
& SlideLine 16





Product	Article No.	SAP	Item Description	Qty.	Unit	PU	MRP	HS Code
Top Running Sliding & Folding Door System as Space Dividers								
Sliding								
	Topline 80: Single profile Top Running Door – Weight 80 kg/door; Max Door Dimensions: Width1000/1500 mm (Max.)							
	14005	9089915	Kit for 1 Door (Door Thickness : 25 mm upwards)	1	Set	1	3,727	76042990
	14006	9288841	Runner profile anodised aluminium profile 2000 mm	1	Pc	4	1,778	76042990
	9295969	9295969	Runner profile anodised aluminium profile 3000 mm	1	Pc	4	2,482	76042990
	Topline 80 SiSy: Single Profile Top Running Door with soft closing & soft opening – Weight 80 kg/door; Max Door Dimensions: Width1000/1500 mm (Max.)							
	9289654	9289654	Sliding Kit for 80 kg door with Silent system (Opening & Closing)	1	Set	1	4,769	83024100
	9295967	9295967	Runner profile anodised aluminium profile 2000 mm	1	Pc	4	1,778	76042990
	9295968	9295968	Runner profile anodised aluminium profile 3000 mm	1	Pc	4	2,482	76042990
	9289655	9289655	Aluminium profile fixing Acc (For Wall Hanging only)	1	Pc	50	172	83024100
	TopLine 120 SiSy: Heavy duty soft close sliding door system for room dividers – Weight 120 kg/door; Max door dimensions: Width 1500 mm (Max.)							
	9297034	9297034	Hanging Roller Sliding System with Opening & Closing Dampener with Bottom Guide for 1 Door	1	Set	1	7,141	83024100
	9302260	9302260	Runner Profile, 3000 mm – Silver Anodized	1	Pc	2	6,581	76042990
	SlideLine 16: 2 Door for Wooden doors with 2 m screw on track –Weight 60 kg per door; thickness 16–24 mm							
	9226025	9226025	SL 16- Fitting Set	1	Set	1	1,223	83024200
	9239411	9288847	SL 16- Profile Set Screw 2000 mm–Silver Anodized	1	Set	8	1,485	76169990
	9226028	9226028	Silent System	1	Set	1	961	83024200
			Total Set				3,669	
	SlideLine 16: 2 Door for Wooden doors with 3 m screw on track –Weight 60 kg per door; thickness 16–24 mm							
	9226025	9226025	SL 16- Fitting Set	1	Set	1	1,223	83024200
	9226026	9288846	SL 16- Profile Set Screw 3000 mm–Silver Anodized	1	Set	8	1,935	76169990
	9226028	9226028	Silent System	1	Set	1	961	83024200
			Total Set				4,119	
	SlideLine 16: 2 Door for Wooden doors with 2 m screw on track –Weight 60 kg per door; thickness 16–24 mm							
	9226025	9226025	SL 16- Fitting Set	1	Set	1	1,223	83024200
	9299228	9299228	SL 16- Profile Set Screw 2000 mm–Black	1	Pc	8	2,376	76169990
	9226028	9226028	Silent System	1	Set	1	961	83024200
			Total Set				4,560	
	SlideLine 16: 2 Door for Wooden doors with 3 m screw on track –Weight 60 kg per door; thickness 16–24 mm							
	9226025	9226025	SL 16- Fitting Set	1	Set	1	1,223	83024200
	9299227	9299227	SL 16- Profile Set Screw 3000 mm–Black	1	Pc	8	3,096	76169990
	9226028	9226028	Silent System	1	Set	1	961	83024200
			Total Set				5,280	


Sliding & Folding Systems


► Grant 1230 & Grant 1260



Product	Article No.	SAP	Item Description	Qty.	Unit	PU	MRP	HS Code
	Grant 1230 with 3000 mm Runner, 147 Kg / Door, max. height 3000 mm & min. thickness 25.5 mm							
	9296872	9296872	Runner profile, 3000 mm	1	Pc	2	4,861	76042990
	48295	1133278	Kit for 1 door	1	Set	1	7,035	83024190
	50140	50140	TopLine 1230 Bumper stop	1	Pc	2	1,213	83024200
	50562	50562	Floor Guide Tab Steel	1	Pc	10	477	83024200
	Total Set							13,586

	Grant 1230 with 3600 mm Runner, 147 Kg / Door, max. height 3000 mm & min. thickness 25.5 mm							
	9296873	9296873	Runner profile, 3600 mm	1	Pc	2	7,115	76041090
	48295	1133278	Kit for 1 door	1	Set	1	7,035	83024190
	50140	50140	TopLine 1230 Bumper stop	1	Pc	2	1,213	83024200
	50562	50562	Floor Guide Tab Steel	1	Pc	10	477	83024200
	Total Set							15,840

	Grant 1260 with 3000 mm Runner (For Heavy Duty Folding Doors) - 80 Kg / Door							
	1133284	1133284	Kit for 1 fold	1	Set	1	12,331	83024200
	9296875	9296875	Guide profile, 3000 mm	1	Pc	2	2,585	76041090
	9296872	9296872	Runner profile, 3000 mm	1	Pc	2	4,861	76042990
	50141	50141	Guide rollers	1	Pc	1	1,083	83024190
	Total Set							20,860

	Grant 1260 with 3600 mm Runner (For Heavy Duty Folding Doors) - 80 Kg / Door							
	1133284	1133284	Kit for 1 fold	1	Set	1	12,331	83024200
	9296876	9296876	Guide profile, 3600 mm	1	Pc	2	2,769	76041090
	9296873	9296873	Runner profile, 3600 mm	1	Pc	2	7,115	76041090
	50141	50141	Guide rollers	1	Pc	1	1,083	83024190
	Total Set							23,298



Sliding & Folding Systems

► Grant SD



Product	Article No.	SAP	Item Description	Qty.	Unit	PU	MRP	HS Code
Grant SD for door weight 68 kg								
	TopLine Grant SD Set Standard 8 feet with Silent System							
	9199838	9288888	Single Track 8 feet	1	Pc	1	18,895	83024190
	9191124	9191124	Standard Hardware Set	1	Set	1	9,328	83024190
	9235608	9235608	Silent System SD	1	Pc	1	18,021	83024190
	Total Set						46,244	
	TopLine Grant SD Set Low Profile 8 feet with Silent System							
	9199838	9288888	Single Track 8 feet	1	Pc	1	18,895	83024190
	9203725	9203725	Low profile Hardware Set	1	Set	1	32,748	83024190
	9235608	9235608	Silent System SD	1	Pc	1	18,021	83024190
	Total Set						69,664	
	TopLine Grant SD Set Standard 10 feet with Silent System							
	9199839	9288889	Single Track 10 feet	1	Pc	1	15,748	83024190
	9191124	9191124	Standard Hardware Set	1	Set	1	9,328	83024190
	9235608	9235608	Silent System SD	1	Pc	1	18,021	83024190
	Total Set						43,097	
	TopLine Grant SD Set Low Profile 10 feet with Silent System							
	9199839	9288889	Single Track 10 feet	1	Pc	1	15,748	83024190
	9203725	9203725	Low profile Hardware Set	1	Set	1	32,748	83024190
	9235608	9235608	Silent System SD	1	Pc	1	18,021	83024190
	Total Set						66,517	
	TopLine Grant SD Set Standard 12 feet with Silent System							
	9199840	9288890	Single Track 12 feet	1	Pc	1	18,897	83024190
	9191124	9191124	Standard Hardware Set	1	Set	1	9,328	83024190
	9235608	9235608	Silent System SD	1	Pc	1	18,021	83024190
	Total Set						46,246	
	TopLine Grant SD Set Low Profile 12 feet with Silent System							
	9199840	9288890	Single Track 12 feet	1	Pc	1	18,897	83024190
	9203725	9203725	Low profile Hardware Set	1	Set	1	32,748	83024190
	9235608	9235608	Silent System SD	1	Pc	1	18,021	83024190
	Total Set						69,666	
	Accessories							
	9203733	9203733	Front fascia (8 feet)	1	Pc	1	9,693	83024190
	9203751	9203751	Header mount Fascia Clip	1	Pc	1	1,108	83024190
	9202941	9202941	End cap without fascia	1	Pc	1	2,579	83024190

Sliding & Folding Systems

► Grant HD



Product	Article No.	SAP	Item Description	Qty.	Unit	PU	MRP	HS Code
Grant HD for door weight 147 kg								
	TopLine Grant HD Set Standard 8 feet with Silent System							
	9201460	9288893	Single Track 8 feet	1	Pc	1	12,776	83024190
	9191125	9191125	Standard Hardware Set	1	Set	1	10,299	83024190
	9235621	9235621	Silent System HD	1	Pc	1	21,666	83024190
	Total Set						44,741	
	TopLine Grant HD Set Low Profile 8 feet with Silent System							
	9201460	9288893	Single Track 8 feet	1	Pc	1	12,776	83024190
	9203729	9203729	Low profile Hardware Set	1	Set	1	32,773	83024190
	9235621	9235621	Silent System HD	1	Pc	1	21,666	83024190
	Total Set						67,215	
	TopLine Grant HD Set Standard 10 feet with Silent System							
	9201461	9288894	Single Track 10 feet	1	Pc	1	14,472	83024190
	9191125	9191125	Standard Hardware Set	1	Set	1	10,299	83024190
	9235621	9235621	Silent System HD	1	Pc	1	21,666	83024190
	Total Set						46,437	
	TopLine Grant HD Set Low Profile 10 feet with Silent System							
	9201461	9288894	Single Track 10 feet	1	Pc	1	14,472	83024190
	9203729	9203729	Low profile Hardware Set	1	Set	1	32,773	83024190
	9235621	9235621	Silent System HD	1	Pc	1	21,666	83024190
	Total Set						68,911	
	TopLine Grant HD Set Standard 12 feet with Silent System							
	9201462	9288895	Single Track 12 feet	1	Pc	1	17,349	83024190
	9191125	9191125	Standard Hardware Set	1	Set	1	10,299	83024190
	9235621	9235621	Silent System HD	1	Pc	1	21,666	83024190
	Total Set						49,314	
	TopLine Grant HD Set Low Profile 12 feet with Silent System							
	9201462	9288895	Single Track 12 feet	1	Pc	1	17,349	83024190
	9203729	9203729	Low profile Hardware Set	1	Set	1	32,773	83024190
	9235621	9235621	Silent System HD	1	Pc	1	21,666	83024190
	Total Set						71,788	
	Accessories							
	9203733	9203733	Front fascia (8 feet)	1	Pc	1	9,693	83024190
	9203751	9203751	Header mount Fascia Clip	1	Pc	1	1,109	83024190
	9202942	9202942	End cap without fascia	1	Pc	1	2,592	83024190

Sliding & Folding Systems

► Grant XHD



Product	Article No.	SAP	Item Description	Qty.	Unit	PU	MRP	HS Code
---------	-------------	-----	------------------	------	------	----	-----	---------

Grant XHD for door weight 227 kg



TopLine Grant XHD Set Standard 12 feet without Silent System								
9199513	9288887		Single Track 12 feet	1	Pc	1	32,140	83024190
9191126	9191126		Standard Hardware Set	1	Set	1	15,468	83024190
			Total Set				47,608	



Quadro



KA Telescopic Runner

Drawer Runners

▸ Quadro





Product	Article No.	SAP	Item Description	Qty.	Unit	PU	MRP	HS Code
	Quadro- 25 Partial Extension 25 Kg							
	72904.S	9243213	250 mm with catches	1	Set	10	1,110	83021090
	72905.S	9243214	300 mm with catches	1	Set	10	1,170	83021090
	73210.S	9243215	350 mm with catches	1	Set	10	1,230	83021090
	73211.S	9243216	400 mm with catches	1	Set	10	1,290	83021090
	73212.S	9243217	450 mm with catches	1	Set	10	1,350	83021090
	33687.S	9243218	500 mm with catches	1	Set	10	1,410	83021090
	73214.S	9243219	550 mm with catches	1	Set	10	1,470	83021090
	Quadro-25 Partial Extension with Silent System 25 Kg							
	9135931.S	9243222	250 mm with catches	1	Set	10	1,234	83021090
	9135933.S	9243223	300 mm with catches	1	Set	10	1,308	83021090
	9135935.S	9243224	350 mm with catches	1	Set	10	1,270	83021090
	9135937.S	9243225	400 mm with catches	1	Set	10	1,310	83021090
	9135939.S	9243226	450 mm with catches	1	Set	10	1,346	83021090
	9135941.S	9243227	500 mm with catches	1	Set	10	1,384	83021090
	9135943.S	9243228	550 mm with catches	1	Set	10	1,490	83021090
	Quadro-V6 Full Extension 30 Kg with Silent System							
	45285.S	9243229	300 mm with catches	1	Set	10	2,800	83024200
	45287.S	9243230	350 mm with catches	1	Set	10	2,800	83024200
	45289.S	9243231	400 mm with catches	1	Set	10	3,050	83024200
	45291.S	9243232	450 mm with catches	1	Set	10	3,170	83024200
	45293.S	9243233	500 mm with catches	1	Set	10	3,290	83024200
	45295.S	9243234	550 mm with catches	1	Set	10	3,530	83024200
	45297.S	9243235	600 mm with catches	1	Set	10	3,900	83024200
	Quadro 25 Partial Extension with P20 25 Kg							
	9135958.S	9243236	300 mm with catches	1	Set	10	1,860	83021090
	9135960.S	9243237	350 mm with catches	1	Set	10	1,940	83021090
	9135962.S	9243238	400 mm with catches	1	Set	10	2,020	83021090
	9135964.S	9243239	450 mm with catches	1	Set	10	2,100	83021090
	9135966.S	9243240	500 mm with catches	1	Set	10	2,180	83021090
	Quadro V6 Full Extension with P20 30 Kg							
	9135984.S	9243241	250 mm with catches	1	Set	10	2,800	83021090
	9135985.S	9243242	300 mm with catches	1	Set	10	2,800	83021090
	9135987.S	9243243	350 mm with catches	1	Set	10	3,050	83021090
	9135989.S	9243244	400 mm with catches	1	Set	10	3,170	83021090
	9135991.S	9243245	450 mm with catches	1	Set	10	3,290	83021090
	9135993.S	9243246	500 mm with catches	1	Set	10	3,530	83021090
	9135995.S	9243247	550 mm with catches	1	Set	10	3,900	83021090
	Quadro S Full Extension with Silent System 30 kg (Plug on Installation)							
	9289256	9289256	250 mm	1	Set	10	1,810	83024200
	9289257	9289257	300 mm	1	Set	10	1,830	83024200
	9289258	9289258	350 mm	1	Set	10	1,860	83024200
	9289259	9289259	400 mm	1	Set	10	1,920	83024200
	9289260	9289260	450 mm	1	Set	10	1,980	83024200
	9289261	9289261	500 mm	1	Set	10	2,040	83024200


Drawer Runners

► Quadro & KA



Product	Article No.	SAP	Item Description	Qty.	Unit	PU	MRP	HS Code
	Quadro S Full Extension with Silent System 30 kg (Slide on Installation)							
	9279697	9279697	250 mm	1	Set	10	1,740	83024200
	9279698	9279698	300 mm	1	Set	10	1,800	83024200
	9279699	9279699	350 mm	1	Set	10	1,860	83024200
	9279700	9279700	400 mm	1	Set	10	1,920	83024200
	9279701	9279701	450 mm	1	Set	10	1,980	83024200
	9279702	9279702	500 mm	1	Set	10	2,040	83024200

Product	Article No.	SAP	Item Description	Qty.	Unit	PU	MRP	HS Code
	Quadro Catches for wooden drawers							
	9144830	9144830	Left	1	Pc	10	57	39263000
	9144841	9144841	Right	1	Pc	10	57	39263000
	75808	75808	Catch + Shelf Support Set Black	1	Set	10	180	39263000

Product	Article No.	SAP	Article No.	SAP	Item Description	Qty.	Unit	PU	MRP	HS Code	
	KA 5632 45 kg Zinc / Black										
	Zinc		Black								
	9293321	9293321	9293322	9293322	200 mm	1	Set	10	399	83024200	
	73276	9215435	44916	9215445	250 mm	1	Set	10	399	83024200	
	73277	9215436	44915	9215446	300 mm	1	Set	10	419	83024200	
	73278	9215437	44914	9215447	350 mm	1	Set	10	439	83024200	
	73279	9209240	44913	9215448	400 mm	1	Set	10	459	83024200	
	73280	9209239	44912	9215449	450 mm	1	Set	10	479	83024200	
	73281	9193319	44911	9215450	500 mm	1	Set	10	499	83024200	
	73282	9215441	44909	9215451	550 mm	1	Set	10	599	83024200	
	73283	9215442	44908	9215452	600 mm	1	Set	10	699	83024200	
	73284	9215443	44907	9215453	650 mm	1	Set	10	799	83024200	
	41355	9215444	44906	9215454	700 mm	1	Set	10	899	83024200	

Drawer Runners

► KA & FR





Product	Article No.	SAP	Article No.	SAP	Item Description	Qty.	Unit	PU	MRP	HS Code	
	KA 4532, 35 kg Silent System / P20 Zinc										
	Silent System		Push To Open								
	9114271	9114271	9114281	9114281	300 mm	1	Set	10	1,078	83024200	
	9114273	9114273	9114282	9114282	350 mm	1	Set	10	1,117	83024200	
	9114274	9114274	9114283	9114283	400 mm	1	Set	10	1,156	83024200	
	9114275	9114275	9114284	9114284	450 mm	1	Set	10	1,175	83024200	
	9114276	9114276	9114285	9114285	500 mm	1	Set	10	1,195	83024200	
	9114277	9114277	9114286	9114286	550 mm	1	Set	10	1,255	83024200	
	9114278	9114278	9114288	9114288	600 mm	1	Set	10	1,352	83024200	
	9114279	9114279	9114289	9114289	650 mm	1	Set	10	1,451	83024200	
9114280	9114280	9114290	9114290	700 mm	1	Set	10	1,549	83024200		
	KA 4632 with Silent System 35 Kg Zinc / Black										
	Zinc		Black								
	9263543	9263543	9264009	9264009	300 mm	1	Set	10	1,078	83024200	
	9263544	9263544	9264010	9264010	350 mm	1	Set	10	1,117	83024200	
	9263545	9263545	9264021	9264021	400 mm	1	Set	10	1,156	83024200	
	9263546	9263546	9264022	9264022	450 mm	1	Set	10	1,175	83024200	
	9263548	9263548	9263550	9263550	500 mm	1	Set	10	1,195	83024200	
	9263549	9263549	9264023	9264023	550 mm	1	Set	10	1,255	83024200	
	KA 4620 90 Kg										
	41392	41392	400 mm			1	Set	5	1,632	83024200	
	41393	41393	450 mm			1	Set	5	1,632	83024200	
	41394	41394	500 mm			1	Set	5	1,814	83024200	
	41395	41395	550 mm			1	Set	5	1,834	83024200	
	41396	41396	600 mm			1	Set	5	1,994	83024200	
	41397	41397	650 mm			1	Set	5	2,504	83024200	
	41398	41398	700 mm			1	Set	5	2,712	83024200	
	KA 3320 136 Kg										
	9263137	9263137	760 mm			1	Set	5	9,376	83024200	
	9263138	9263138	810 mm			1	Set	3	10,046	83024200	
	9263139	9263139	860 mm			1	Set	3	10,716	83024200	
	9263140	9263140	910 mm			1	Set	3	11,162	83024200	
	FR 302, 20 kg with stop control										
	75993	75993	250 mm			1	Set	20	119	83024200	
	75994	1083317	300 mm			1	Set	20	129	83024200	
	75995	1083318	350 mm			1	Set	20	144	83024200	
	75996	1083319	400 mm			1	Set	20	161	83024200	
	75997	1083320	450 mm			1	Set	20	179	83024200	
	13089	1083321	500 mm			1	Set	20	197	83024200	
	9006351	9006351	550 mm			1	Set	20	216	83024200	

Drawer Runners

► KA



Product	Article No.	SAP	Item Description	Qty.	Unit	PU	MRP	HS Code
	KA 5740, 14 kg per shutter							
	41371	41371	300 mm	1	Set	1	1,065	83024200
	41372	41372	350 mm	1	Set	1	1,282	83024200
	41373	41373	400 mm	1	Set	1	1,356	83024200
	41374	41374	450 mm	1	Set	1	1,409	83024200
	41375	41375	500 mm	1	Set	1	1,478	83024200
	41376	41376	550 mm	1	Set	1	1,536	83024200
	41377	41377	600 mm	1	Set	1	1,605	83024200
	41378	41378	650 mm	1	Set	1	1,517	83024200
	41379	41379	700 mm	1	Set	1	1,737	83024200
	KA 5740 Accessory Kit							
	9079526	9079526	KA5740 Accessory Kit	1	Set	1	415	83024200
	60832	9090098	Face frame Hinge with spring system	1	Pc	10	813	83021000





Drawer System AvanTech YOU

- ▶ Drawer height 101 mm
- ▶ Sliver




Product	Article No.	SAP	Item Description	Qty.	Unit	PU	MRP	HS Code
	AvanTech You: NL-400 mm Height-101 mm (40 Kg) Full Extn. Silent							
	9255014	9255014	Drawer side profile (Silver)-Left	1	Pc	1	1,100	94039010
	9255015	9255015	Drawer side profile (Silver)-Right	1	Pc	1	1,100	94039010
	9255807	9255807	Design profile (Silver)	2	Pc	2	240	39169090
	9255835	9255835	Front connector for drawer side profile	2	Pc	2	660	83024200
	9257666	9257666	Rear Panel Connector (Silver), Left	1	Pc	1	250	83024200
	9257667	9257667	Rear panel connector (Silver), Right	1	Pc	1	250	83024200
	9257702	9257702	Rear Panel stabilizer	3	Pc	3	30	39263000
	9123080	9123080	Front stabiliser	1	Pc	1	340	39263000
	9256984	9256984	Actro You Drawer runner-40kg, -Left	1	Pc	1	1,330	83024200
	9256985	9256985	Actro You Drawer runner-40kg, - Right	1	Pc	1	1,330	83024200
	9257703	9257703	Branding clip with Hettich Logo- (Silver)	1	Pc	1	30	39269097
							6,660	
	AvanTech You: NL-450 mm Height-101 mm (40 Kg) Full Extn. Silent							
	9255016	9255016	Drawer Side Profile (Silver), Left	1	Pc	1	1,290	94039010
	9255017	9255017	Drawer Side Profile (Silver), Right	1	Pc	1	1,290	94039010
	9255808	9255808	Design Profile (Silver)	2	Pc	2	240	39169090
	9255835	9255835	Font Panel Connector for drawer side profile	2	Pc	2	660	83024200
	9257666	9257666	Rear Panel Connector (Silver), Left	1	Pc	1	250	83024200
	9257667	9257667	Rear Panel Connector (Silver), Right	1	Pc	1	250	83024200
	9257702	9257702	Rear Panel Stabilizer	3	Pc	3	30	39263000
	9123080	9123080	Front Stabilizer	1	Pc	1	340	39263000
	9256988	9256988	Actro You runner (Left), 40 kg	1	Pc	1	1,520	83024200
	9256989	9256989	Actro You runner (Right), 40 kg	1	Pc	1	1,520	83024200
	9257703	9257703	Branding clip with Hettich logo (silver)	1	Pc	1	30	39269097
							7,420	
	AvanTech You: NL-500 mm Height-101 mm (40 Kg) Full Extn. Silent							
	9255018	9255018	Drawer Side Profile (Silver), Left	1	Pc	1	1,320	94039010
	9255019	9255019	Drawer Side Profile (Silver), Right	1	Pc	1	1,320	94039010
	9255809	9255809	Design Profile (Silver)	2	Pc	2	240	39169090
	9255835	9255835	Font Panel Connector for drawer side profile	2	Pc	2	660	83024200
	9257666	9257666	Rear Panel Connector (Silver), Left	1	Pc	1	250	83024200
	9257667	9257667	Rear Panel Connector (Silver), Right	1	Pc	1	250	83024200
	9257702	9257702	Rear Panel Stabilizer	3	Pc	3	30	39263000
	9123080	9123080	Front Stabilizer	1	Pc	1	340	39263000
	9256992	9256992	Actro You runner (Left), 40 kg	1	Pc	1	1,540	83024200
	9256993	9256993	Actro You runner (Right), 40 kg	1	Pc	1	1,540	83024200
	9257703	9257703	Branding clip with Hettich logo (Silver)	1	Pc	1	30	39269097
BOM-Code	929840300						7,520	
	AvanTech You: NL-550 mm Height-101 mm (40 Kg) Full Extn. Silent							
	9255020	9255020	Drawer Side Profile (Silver), Left	1	Pc	1	1,340	94039010
	9255021	9255021	Drawer Side Profile (Silver), Right	1	Pc	1	1,340	94039010
	9255810	9255810	Design Profile (Silver)	2	Pc	2	240	39169090
	9255835	9255835	Font Panel Connector for drawer side profile	2	Pc	2	660	83024200
	9257666	9257666	Rear Panel Connector (Silver), Left	2	Pc	1	250	83024200
	9257667	9257667	Rear Panel Connector (Silver), Right	1	Pc	1	250	83024200
	9257702	9257702	Rear Panel Stabilizer	1	Pc	3	30	39263000
	9123080	9123080	Front Stabilizer	3	Pc	1	340	39263000
	9256996	9256996	Actro You runner (Left), 40 kg	1	Pc	1	1,640	83024200
	9256997	9256997	Actro You runner (Right), 40 kg	1	Pc	1	1,640	83024200
	9257703	9257703	Branding clip with Hettich logo (silver)	1	Pc	1	30	39269097
							7,760	

Drawer System AvanTech YOU

- ▶ Drawer height 101 mm
- ▶ Sliver



Product	Article No.	SAP	Item Description	Qty.	Unit	PU	MRP	HS Code
	AvanTech You: NL-450 mm Height-101 mm (70 Kg) Full Extn. Silent							
	9255016	9255016	Drawer Side Profile (Silver), Left	1	Pc	1	1,290	94039010
	9255017	9255017	Drawer Side Profile (Silver), Right	1	Pc	1	1,290	94039010
	9255808	9255808	Design Profile (Silver)	2	Pc	2	240	39169090
	9255835	9255835	Font Panel Connector for drawer side profile	2	Pc	2	660	83024200
	9257666	9257666	Rear Panel Connector (Silver), Left	1	Pc	1	250	83024200
	9257667	9257667	Rear Panel Connector (Silver), Right	1	Pc	1	250	83024200
	9257702	9257702	Rear Panel Stabilizer	3	Pc	3	30	39263000
	9123080	9123080	Front Stabilizer	1	Pc	1	340	39263000
	9257013	9257013	Actro You runner (Left), 70 kg	1	Pc	1	1,990	83024200
	9257014	9257014	Actro You runner (Right), 70 kg	1	Pc	1	1,990	83024200
	9257703	9257703	Branding clip with Hettich logo (silver)	1	Pc	1	30	39269097
						8,360		

	AvanTech You: NI-500 mm Height-101 mm (70 Kg) Full Extn. Silent							
	9255018	9255018	Drawer Side Profile (Silver), Left	1	Pc	1	1,320	94039010
	9255019	9255019	Drawer Side Profile (Silver), Right	1	Pc	1	1,320	94039010
	9255809	9255809	Design Profile (Silver)	2	Pc	2	240	39169090
	9255835	9255835	Font Panel Connector for drawer side profile	2	Pc	2	660	83024200
	9257666	9257666	Rear Panel Connector (Silver), Left	1	Pc	1	250	83024200
	9257667	9257667	Rear Panel Connector (Silver), Right	1	Pc	1	250	83024200
	9257702	9257702	Rear Panel Stabilizer	3	Pc	3	30	39263000
	9123080	9123080	Front Stabilizer	1	Pc	1	340	39263000
	9257017	9257017	Actro You runner (Left), 70 kg	1	Pc	1	2,010	83024200
	9257018	9257018	Actro You runner (Right), 70 kg	1	Pc	1	2,010	83024200
	9257703	9257703	Branding clip with Hettich logo (Silver)	1	Pc	1	30	39269097
BOM-Code	929840600					8,460		


	AvanTech You: NL-550 mm Height-101 mm (70 Kg) Full Extn. Silent							
	9255020	9255020	Drawer Side Profile (Silver), Left	1	Pc	1	1,340	94039010
	9255021	9255021	Drawer Side Profile (Silver), Right	1	Pc	1	1,340	94039010
	9255810	9255810	Design Profile (Silver)	2	Pc	2	240	39169090
	9255835	9255835	Font Panel Connector for drawer side profile	2	Pc	2	660	83024200
	9257666	9257666	Rear Panel Connector (Silver), Left	1	Pc	1	250	83024200
	9257667	9257667	Rear Panel Connector (Silver), Right	1	Pc	1	250	83024200
	9257702	9257702	Rear Panel Stabilizer	3	Pc	3	30	39263000
	9123080	9123080	Front Stabilizer	1	Pc	1	340	39263000
	9257021	9257021	Actro You runner (Left), 70 kg	1	Pc	1	2,120	83024200
	9257022	9257022	Actro You runner (Right), 70 kg	1	Pc	1	2,120	83024200
	9257703	9257703	Branding clip with Hettich logo (silver)	1	Pc	1	30	39269097
						8,720		



Drawer System AvanTech YOU

- ▶ Drawer height 187mm
- ▶ Silver



Product	Article No.	SAP	Item Description	Qty.	Unit	PU	MRP	HS Code
	AvanTech You: NL-400 mm Height-187 mm (40 Kg) Full Extn. Silent							
	9255050	9255050	Drawer Side Profile (Silver), Left	1	Pc	1	1,650	94039010
	9255051	9255051	Drawer Side Profile (Silver), Right	1	Pc	1	1,650	94039010
	9255807	9255807	Design Profile (Silver)	2	Pc	2	240	39169090
	9255838	9255838	Font Panel Connector for drawer side profile	2	Pc	2	1,300	83024200
	9257670	9257670	Rear Panel Connector (Silver), Left	1	Pc	1	390	83024200
	9257671	9257671	Rear Panel Connector (Silver), Right	1	Pc	1	390	83024200
	9257702	9257702	Rear Panel Stabilizer	3	Pc	3	30	39263000
	9123080	9123080	Front Stabilizer	1	Pc	1	340	39263000
	9256984	9256984	Actro You runner Left, 40 kg	1	Pc	1	1,330	83024200
	9256985	9256985	Actro You runner Right, 40 kg	1	Pc	1	1,330	83024200
	9257703	9257703	Branding clip with Hettich Logo Silver	1	Pc	1	30	39269097
							8,680	
	AvanTech You: NL-450 mm Height-187 mm (40 Kg) Full Extn. Silent							
	9255052	9255052	Drawer Side Profile (Silver), Left	1	Pc	1	1,920	94039010
	9255053	9255053	Drawer Side Profile (Silver), Right	1	Pc	1	1,920	94039010
	9255808	9255808	Design Profile (Silver)	2	Pc	2	240	39169090
	9255838	9255838	Font Panel Connector for drawer side profile	2	Pc	2	1,300	83024200
	9257670	9257670	Rear Panel Connector (Silver), Left	1	Pc	1	390	83024200
	9257671	9257671	Rear Panel Connector (Silver), Right	1	Pc	1	390	83024200
	9257702	9257702	Rear Panel Stabilizer	3	Pc	1	30	39263000
	9123080	9123080	Front Stabilizer	1	Pc	3	340	39263000
	9256988	9256988	Actro You runner Left, 40 kg	1	Pc	1	1,520	83024200
	9256989	9256989	Actro You runner Right, 40 kg	1	Pc	1	1,520	83024200
	9257703	9257703	Branding clip with Hettich logo (silver)	1	Pc	1	30	39269097
					1		9,600	
	AvanTech You: NL-500 mm Height-187 mm (40 Kg) Full Extn. Silent							
	9255054	9255054	Drawer Side Profile (Silver), Left	1	Pc	1	1,950	94039010
	9255055	9255055	Drawer Side Profile (Silver), Right	1	Pc	1	1,950	94039010
	9255809	9255809	Design Profile (Silver)	2	Pc	2	240	39169090
	9255838	9255838	Font Panel Connector for drawer side profile	2	Pc	2	1,300	83024200
	9257670	9257670	Rear Panel Connector (Silver), Left	1	Pc	1	390	83024200
	9257671	9257671	Rear Panel Connector (Silver), Right	1	Pc	1	390	83024200
	9257702	9257702	Rear Panel Stabilizer	3	Pc	3	30	39263000
	9123080	9123080	Front Stabilizer	1	Pc	1	340	39263000
	9256992	9256992	Actro You runner Left, 40 kg	1	Pc	1	1,540	83024200
	9256993	9256993	Actro You runner Right, 40 kg	1	Pc	1	1,540	83024200
	9257703	9257703	Branding clip with Hettich logo (silver)	1	Pc	1	30	39269097
BOM-Code	929840900						9,700	
	AvanTech You: NL-550 mm Height-187 mm (40 Kg) Full Extn. Silent							
	9255056	9255056	Drawer Side Profile (Silver), Left	1	Pc	1	1,990	94039010
	9255057	9255057	Drawer Side Profile (Silver), Right	1	Pc	1	1,990	94039010
	9255810	9255810	Design Profile (Silver)	2	Pc	2	240	39169090
	9255838	9255838	Font Panel Connector for drawer side profile	2	Pc	2	1,300	83024200
	9257670	9257670	Rear Panel Connector (Silver), Left	1	Pc	1	390	83024200
	9257671	9257671	Rear Panel Connector (Silver), Right	1	Pc	1	390	83024200
	9257702	9257702	Rear Panel Stabilizer	3	Pc	3	30	39263000
	9123080	9123080	Front Stabilizer	1	Pc	1	340	39263000
	9256996	9256996	Actro You runner Left, 40 kg	1	Pc	1	1,640	83024200
	9256997	9256997	Actro You runner Right, 40 kg	1	Pc	1	1,640	83024200
	9257703	9257703	Branding clip with Hettich logo (silver)	1	Pc	1	30	39269097
							9,980	

Drawer System AvanTech YOU

- ▶ Drawer height 187mm
- ▶ Silver



Product	Article No.	SAP	Item Description	Qty.	Unit	PU	MRP	HS Code
	AvanTech You: NL-450 mm Height-187 mm (70 Kg) Full Extn. Silent							
	9255052	9255052	Drawer Side Profile (Silver), Left	1	Pc	1	1,920	94039010
	9255053	9255053	Drawer Side Profile (Silver), Right	1	Pc	1	1,920	94039010
	9255808	9255808	Design Profile (Silver)	2	Pc	2	240	39169090
	9255838	9255838	Front Panel Connector for drawer side profile	2	Pc	2	1,300	83024200
	9257670	9257670	Rear Panel Connector (Silver), Left	1	Pc	1	390	83024200
	9257671	9257671	Rear Panel Connector (Silver), Right	1	Pc	1	390	83024200
	9257702	9257702	Rear Panel Stabilizer	3	Pc	3	30	39263000
	9123080	9123080	Front Stabilizer	1	Pc	1	340	39263000
	9257013	9257013	Actro You runner Left, 70 kg	1	Pc	1	1,990	83024200
	9257014	9257014	Actro You runner Right, 70 kg	1	Pc	1	1,990	83024200
	9257703	9257703	Branding clip with Hettich logo (silver)	1	Pc	1	30	39269097
							10,540	

	AvanTech You: NL-500 mm Height-187 mm (70 Kg) Full Extn. Silent							
	9255054	9255054	Drawer Side Profile (Silver), Left	1	Pc	1	1,950	94039010
	9255055	9255055	Drawer Side Profile (Silver), Right	1	Pc	1	1,950	94039010
	9255809	9255809	Design Profile (Silver)	2	Pc	2	240	39169090
	9255838	9255838	Front Panel Connector for drawer side profile	2	Pc	2	1,300	83024200
	9257670	9257670	Rear Panel Connector (Silver), Left	1	Pc	1	390	83024200
	9257671	9257671	Rear Panel Connector (Silver), Right	1	Pc	1	390	83024200
	9257702	9257702	Rear Panel Stabilizer	3	Pc	3	30	39263000
	9123080	9123080	Front Stabilizer	1	Pc	1	340	39263000
	9257017	9257017	Actro You runner Left, 70 kg	1	Pc	1	2,010	83024200
	9257018	9257018	Actro You runner Right, 70 kg	1	Pc	1	2,010	83024200
	9257703	9257703	Branding clip with Hettich logo (silver)	1	Pc	1	30	39269097
	BOM-Code	929842200						10,640





	AvanTech You: NL-550 mm Height-187 mm (70 Kg) Full Extn. Silent							
	9255056	9255056	Drawer Side Profile (Silver), Left	1	Pc	1	1,990	94039010
	9255057	9255057	Drawer Side Profile (Silver), Right	1	Pc	1	1,990	94039010
	9255810	9255810	Design Profile (Silver)	2	Pc	2	240	39169090
	9255838	9255838	Front Panel Connector for drawer side profile	2	Pc	2	1,300	83024200
	9257670	9257670	Rear Panel Connector (Silver), Left	1	Pc	1	390	83024200
	9257671	9257671	Rear Panel Connector (Silver), Right	1	Pc	1	390	83024200
	9257702	9257702	Rear Panel Stabilizer	3	Pc	3	30	39263000
	9123080	9123080	Front Stabilizer	1	Pc	1	340	39263000
	9257021	9257021	Actro You runner Left, 70 kg	1	Pc	1	2,120	83024200
	9257022	9257022	Actro You runner Right, 70 kg	1	Pc	1	2,120	83024200
	9257703	9257703	Branding clip with Hettich logo (silver)	1	Pc	1	30	39269097
								10,940



Drawer System AvanTech YOU

- ▶ Drawer height 251 mm
- ▶ Silver



Product	Article No.	SAP	Item Description	Qty.	Unit	PU	MRP	HS Code	
	AvanTech You: NL-400 mm Height-251 mm (40 Kg) Full Extn. Silent								
	9255068	9255068	Drawer Side Profile (Silver), Left	1	Pc	1	3,370	94039010	
	9255069	9255069	Drawer Side Profile (Silver), Right	1	Pc	1	3,370	94039010	
	9255807	9255807	Design Profile (Silver)	2	Pc	2	240	39169090	
	9255838	9255838	front Panel Connector for drawer side profile	2	Pc	2	1,300	83024200	
	9257672	9257672	Rear Panel Connector (Silver), Left	1	Pc	1	580	83024200	
	9257673	9257673	Rear Panel Connector (Silver), Right	1	Pc	1	580	83024200	
	9257702	9257702	Rear Panel Stabilizer	3	Pc	3	30	39263000	
	9123080	9123080	Front Stabilizer	1	Pc	1	340	39263000	
	9256984	9256984	Actro You runner Left, 40 kg	1	Pc	1	1,330	83024200	
	9256985	9256985	Actro You runner Right, 40 kg	1	Pc	1	1,330	83024200	
	9257703	9257703	Branding clip with Hettich logo (Silver)	1	Pc	1	30	39269097	
	9257887	9257887	Drawer front connector side profile, stabiliser	2	Pc	2	120	39269097	
								12,620	
	AvanTech You: NL-450 mm Height-251 mm (40 Kg) Full Extn. Silent								
	9255070	9255070	Drawer Side Profile (Silver), Left	1	Pc	1	3,250	94039010	
	9255071	9255071	Drawer Side Profile (Silver), Right	1	Pc	1	3,250	94039010	
	9255808	9255808	Design Profile (Silver)	2	Pc	2	240	39169090	
	9255838	9255838	front Panel Connector for drawer side profile	2	Pc	2	1,300	83024200	
	9257672	9257672	Rear Panel Connector (Silver), Left	1	Pc	1	580	83024200	
	9257673	9257673	Rear Panel Connector (Silver), Right	1	Pc	1	580	83024200	
	9257702	9257702	Rear Panel Stabilizer	3	Pc	3	30	39263000	
	9123080	9123080	Front Stabilizer	1	Pc	1	340	39263000	
	9256988	9256988	Actro You runner Left, 40 kg	1	Pc	1	1,520	83024200	
	9256989	9256989	Actro You runner Right, 40 kg	1	Pc	1	1,520	83024200	
	9257887	9257887	Drawer front connector side profile, stabiliser	1	Pc	1	120	39269097	
	9257703	9257703	Branding clip with Hettich logo (silver)	2	Pc	2		39269097	
								12,760	
	AvanTech You: NL-500 mm Height-251 mm (40 Kg) Full Extn. Silent								
	9255072	9255072	Drawer Side Profile (Silver), Left	1	Pc	1	3,300	94039010	
	9255073	9255073	Drawer Side Profile (Silver), Right	1	Pc	1	3,300	94039010	
	9255809	9255809	Design Profile (Silver)	2	Pc	2	240	39169090	
	9255838	9255838	front Panel Connector for drawer side profile	2	Pc	2	1,300	83024200	
	9257672	9257672	Rear Panel Connector (Silver), Left	1	Pc	1	580	83024200	
	9257673	9257673	Rear Panel Connector (Silver), Right	1	Pc	1	580	83024200	
	9257702	9257702	Rear Panel Stabilizer	3	Pc	3	30	39263000	
	9123080	9123080	Front Stabilizer	1	Pc	1	340	39263000	
	9256992	9256992	Actro You runner Left, 40 kg	1	Pc	1	1,540	83024200	
	9256993	9256993	Actro You runner Right, 40 kg	1	Pc	1	1,540	83024200	
	9257703	9257703	Branding clip with Hettich logo (silver)	1	Pc	1	30	39269097	
	9257887	9257887	Drawer front connector side profile, stabiliser	2	Pc	2	120	39269097	
	BOM-Code	929839400						12,900	
	AvanTech You: NL-550 mm Height-251 mm (40 Kg) Full Extn. Silent								
	9255074	9255074	Drawer Side Profile (Silver), Left	1	Pc	1	3,360	94039010	
	9255075	9255075	Drawer Side Profile (Silver), Right	1	Pc	1	3,360	94039010	
	9255810	9255810	Design Profile (Silver)	2	Pc	2	240	39169090	
	9255838	9255838	front Panel Connector for drawer side profile	2	Pc	2	1,300	83024200	
	9257672	9257672	Rear Panel Connector (Silver), Left	1	Pc	1	580	83024200	
	9257673	9257673	Rear Panel Connector (Silver), Right	1	Pc	1	580	83024200	
	9257702	9257702	Rear Panel Stabilizer	3	Pc	3	30	39263000	
	9123080	9123080	Front Stabilizer	1	Pc	1	340	39263000	
	9256996	9256996	Actro You runner Left, 40 kg	1	Pc	1	1,640	83024200	
	9256997	9256997	Actro You runner Right, 40 kg	1	Pc	1	1,640	83024200	
	9257703	9257703	Branding clip with Hettich logo (Silver)	1	Pc	1	30	39269097	
	9257887	9257887	Drawer front connector side profile, stabiliser	2	Pc	2	120	39269097	
								13,220	

Drawer System AvanTech YOU

- ▶ Drawer height 251 mm
- ▶ Silver



Product	Article No.	SAP	Item Description	Qty.	Unit	PU	MRP	HS Code
	AvanTech You: NL-450 mm Height-251 mm (70 Kg) Full Extn. Silent							
	9255070	9255070	Drawer Side Profile (Silver), Left	1	Pc	1	3,250	94039010
	9255071	9255071	Drawer Side Profile (Silver), Right	1	Pc	1	3,250	94039010
	9255808	9255808	Design Profile (Silver)	2	Pc	2	240	39169090
	9255838	9255838	front Panel Connector for drawer side profile	2	Pc	2	1,300	83024200
	9257672	9257672	Rear Panel Connector (Silver), Left	1	Pc	1	580	83024200
	9257673	9257673	Rear Panel Connector (Silver), Right	1	Pc	1	580	83024200
	9257702	9257702	Rear Panel Stabilizer	3	Pc	3	30	39263000
	9123080	9123080	Front Stabilizer	1	Pc	1	340	39263000
	9257013	9257013	Actro You runner Left, 70 kg	1	Pc	1	1,990	83024200
	9257014	9257014	Actro You runner Right, 70 kg	1	Pc	1	1,990	83024200
	9257887	9257887	Drawer front connector side profile, stabiliser	1	Pc	1	120	39269097
	9257703	9257703	Branding clip with Hettich logo (Silver)	2	Pc	2	30	39269097
								13,700

	AvanTech You: NL-500 mm Height-251 mm (70 Kg) Full Extn. Silent							
	9255072	9255072	Drawer Side Profile (Silver), Left	1	Pc	1	3,300	94039010
	9255073	9255073	Drawer Side Profile (Silver), Right	1	Pc	1	3,300	94039010
	9255809	9255809	Design Profile (Silver)	2	Pc	2	240	39169090
	9255838	9255838	front Panel Connector for drawer side profile	2	Pc	2	1,300	83024200
	9257672	9257672	Rear Panel Connector (Silver), Left	1	Pc	1	580	83024200
	9257673	9257673	Rear Panel Connector (Silver), Right	1	Pc	1	580	83024200
	9257702	9257702	Rear Panel Stabilizer	3	Pc	3	30	39263000
	9123080	9123080	Front Stabilizer	1	Pc	1	340	39263000
	9257017	9257017	Actro You runner Left, 70 kg	1	Pc	1	2,010	83024200
	9257018	9257018	Actro You runner Right, 70 kg	1	Pc	1	2,010	83024200
	9257703	9257703	Branding clip with Hettich logo (Silver)	1	Pc	1	30	39269097
	9257887	9257887	Drawer front connector side profile, stabiliser	2	Pc	2	120	39269097
	BOM-Code	929839800						13,840

	AvanTech You: NL-550 mm Height-251 mm (70 Kg) Full Extn. Silent							
	9255074	9255074	Drawer Side Profile (Silver), Left	1	Pc	1	3,360	94039010
	9255075	9255075	Drawer Side Profile (Silver), Right	1	Pc	1	3,360	94039010
	9255810	9255810	Design Profile (Silver)	2	Pc	2	240	39169090
	9255838	9255838	front Panel Connector for drawer side profile	2	Pc	2	1,300	83024200
	9257672	9257672	Rear Panel Connector (Silver), Left	1	Pc	1	580	83024200
	9257673	9257673	Rear Panel Connector (Silver), Right	1	Pc	1	580	83024200
	9257702	9257702	Rear Panel Stabilizer	3	Pc	3	30	39263000
	9123080	9123080	Front Stabilizer	1	Pc	1	340	39263000
	9257021	9257021	Actro You runner Left, 70 kg	1	Pc	1	2,120	83024200
	9257022	9257022	Actro You runner Right, 70 kg	1	Pc	1	2,120	83024200
	9257703	9257703	Branding clip with Hettich logo (Silver)	1	Pc	1	30	39269097
	9257887	9257887	Drawer front connector side profile, stabiliser	2	Pc	2	120	39269097
								14,180



Drawer System AvanTech YOU

- ▶ Drawer height 101 mm
- ▶ White



Product	Article No.	SAP	Item Description	Qty.	Unit	PU	MRP	HS Code
AvanTech You: NL-500 mm Height-101 mm (40 Kg) Full Extn. Silent								
	9255098	9255098	Drawer Side Profile (White), Left	1	Pc	1	1,320	94039010
	9255099	9255099	Drawer Side Profile (White), Right	1	Pc	1	1,320	94039010
	9255818	9255818	Design Profile (White)	2	Pc	2	240	39169090
	9255835	9255835	Font Panel Connector for drawer side profile	2	Pc	2	660	83024200
	9257678	9257678	Rear Panel Connector (White), Left	1	Pc	1	250	83024200
	9257679	9257679	Rear Panel Connector (White), Right	1	Pc	1	250	83024200
	9257702	9257702	Rear Panel Stabilizer	3	Pc	3	30	39263000
	9123080	9123080	Front Stabilizer	1	Pc	1	340	39263000
	9256992	9256992	Actro You runner (Left), 40 kg	1	Pc	1	1,540	83024200
	9256993	9256993	Actro You runner (Right), 40 kg	1	Pc	1	1,540	83024200
	9257704	9257704	Branding clip with Hettich logo (White)	1	Pc	1	30	39269097
BOM-Code	929840400						7,520	



AvanTech You: NL-500 mm Height-101 mm (70 Kg) Full Extn. Silent								
	9255098	9255098	Drawer Side Profile (White), Left	1	Pc	1	1,320	94039010
	9255099	9255099	Drawer Side Profile (White), Right	1	Pc	1	1,320	94039010
	9255818	9255818	Design Profile (White)	2	Pc	2	240	39169090
	9255835	9255835	Font Panel Connector for drawer side profile	2	Pc	2	660	83024200
	9257678	9257678	Rear Panel Connector (White), Left	1	Pc	1	250	83024200
	9257679	9257679	Rear Panel Connector (White), Right	1	Pc	1	250	83024200
	9257702	9257702	Rear Panel Stabilizer	3	Pc	3	30	39263000
	9123080	9123080	Front Stabilizer	1	Pc	1	340	39263000
	9257017	9257017	Actro You runner (Left), 70 kg	1	Pc	1	2,010	83024200
	9257018	9257018	Actro You runner (Right), 70 kg	1	Pc	1	2,010	83024200
	9257704	9257704	Branding clip with Hettich logo (White)	1	Pc	1	30	39269097
BOM-Code	929840700						8,460	



Drawer System AvanTech YOU

- ▶ Drawer height 187 / 251 mm
- ▶ White







Product	Article No.	SAP	Item Description	Qty.	Unit	PU	MRP	HS Code
	AvanTech You: NL-500 mm Height-187 mm (40 Kg) Full Extn. Silent							
	9255134	9255134	Drawer Side Profile (White), Left	1	Pc	1	1,950	94039010
	9255135	9255135	Drawer Side Profile (White), Right	1	Pc	1	1,950	94039010
	9255818	9255818	Design Profile (White)	2	Pc	2	240	39169090
	9255838	9255838	Font Panel Connector for drawer side profile	2	Pc	2	1,300	83024200
	9257682	9257682	Rear Panel Connector (White), Left	1	Pc	1	390	83024200
	9257683	9257683	Rear Panel Connector (White), Right	1	Pc	1	390	83024200
	9257702	9257702	Rear Panel Stabilizer	3	Pc	3	30	39263000
	9123080	9123080	Front Stabilizer	1	Pc	1	340	39263000
	9256992	9256992	Actro You runner Left, 40 kg	1	Pc	1	1,540	83024200
	9256993	9256993	Actro You runner Right, 40 kg	1	Pc	1	1,540	83024200
	9257704	9257704	Branding clip with Hettich logo (White)	1	Pc	1	30	39269097
BOM-Code	929841000						9,700	
	AvanTech You: NL-500 mm Height-187 mm (70 Kg) Full Extn. Silent							
	9255134	9255134	Drawer Side Profile (White), Left	1	Pc	1	1,950	94039010
	9255135	9255135	Drawer Side Profile (White), Right	1	Pc	1	1,950	94039010
	9255818	9255818	Design Profile (White)	2	Pc	2	240	39169090
	9255838	9255838	Font Panel Connector for drawer side profile	2	Pc	2	1,300	83024200
	9257682	9257682	Rear Panel Connector (White), Left	1	Pc	1	390	83024200
	9257683	9257683	Rear Panel Connector (White), Right	1	Pc	1	390	83024200
	9257702	9257702	Rear Panel Stabilizer	3	Pc	3	30	39263000
	9123080	9123080	Front Stabilizer	1	Pc	1	340	39263000
	9257017	9257017	Actro You runner Left, 70 kg	1	Pc	1	2,010	83024200
	9257018	9257018	Actro You runner Right, 70 kg	1	Pc	1	2,010	83024200
	9257704	9257704	Branding clip with Hettich logo (White)	1	Pc	1	30	39269097
BOM-Code	929842300						10,640	
	AvanTech You: NL-500 mm Height-251 mm (40 Kg) Full Extn. Silent							
	9255152	9255152	Drawer Side Profile (White), Left	1	Pc	1	3,300	94039010
	9255153	9255153	Drawer Side Profile (White), Right	1	Pc	1	3,300	94039010
	9255818	9255818	Design Profile (White)	2	Pc	2	240	39169090
	9255838	9255838	Font Panel Connector for drawer side profile	2	Pc	2	1,300	83024200
	9257684	9257684	Rear Panel Connector (White), Left	1	Pc	1	580	83024200
	9257685	9257685	Rear Panel Connector (White), Right	1	Pc	1	580	83024200
	9257702	9257702	Rear Panel Stabilizer	3	Pc	3	30	39263000
	9123080	9123080	Front Stabilizer	1	Pc	1	340	39263000
	9256992	9256992	Actro You runner Left, 40 kg	1	Pc	1	1,540	83024200
	9256993	9256993	Actro You runner Right, 40 kg	1	Pc	1	1,540	83024200
	9257704	9257704	Branding clip with Hettich logo white	1	Pc	1	30	39269097
9257887	9257887	Drawer front connector side profile, stabiliser	2	Pc	2	120	39269097	
BOM-Code	929839500						12,900	
	AvanTech You: NL-500 mm Height-251 mm (70 Kg) Full Extn. Silent							
	9255152	9255152	Drawer Side Profile (White), Left	1	Pc	1	3,300	94039010
	9255153	9255153	Drawer Side Profile (White), Right	1	Pc	1	3,300	94039010
	9255818	9255818	Design Profile (White)	2	Pc	2	240	39169090
	9255838	9255838	Font Panel Connector for drawer side profile	2	Pc	2	1,300	83024200
	9257684	9257684	Rear Panel Connector (White), Left	1	Pc	1	580	83024200
	9257685	9257685	Rear Panel Connector (White), Right	1	Pc	1	580	83024200
	9257702	9257702	Rear Panel Stabilizer	3	Pc	3	30	39263000
	9123080	9123080	Front Stabilizer	1	Pc	1	340	39263000
	9257017	9257017	Actro You runner Left, 70 kg	1	Pc	1	2,010	83024200
	9257018	9257018	Actro You runner Right, 70 kg	1	Pc	1	2,010	83024200
	9257704	9257704	Branding clip with Hettich Logo White	1	Pc	1	30	39269097
9257887	9257887	Drawer front connector side profile, stabiliser	2	Pc	2	120	39269097	
BOM-Code	929840000						10,640	

Drawer System AvanTech YOU

- ▶ Drawer height 101 mm
- ▶ Anthracite



Product	Article No.	SAP	Item Description	Qty.	Unit	PU	MRP	HS Code
	AvanTech You: NL-400 mm Height-101 mm (40 Kg) Full Extn. Silent							
	9255174	9255174	Drawer Side Profile (Anthracite), Left	1	Pc	1	1,100	94039010
	9255175	9255175	Drawer Side Profile (Anthracite), Right	1	Pc	1	1,100	94039010
	9255825	9255825	Design Profile (Anthracite)	2	Pc	2	240	39169090
	9255835	9255835	Font Panel Connector for drawer side profile	2	Pc	2	660	83024200
	9257690	9257690	Rear Panel Connector (Anthracite), Left	1	Pc	1	250	83024200
	9257691	9257691	Rear Panel Connector (Anthracite), Right	1	Pc	1	250	83024200
	9257702	9257702	Rear Panel Stabilizer	3	Pc	3	30	39263000
	9123080	9123080	Front Stabilizer	1	Pc	1	340	39263000
	9256984	9256984	Actro You runner (Left), 40 kg	1	Pc	1	1,330	83024200
	9256985	9256985	Actro You runner (Right), 40 kg	1	Pc	1	1,330	83024200
	9257705	9257705	Branding clip with Hettich Logo Anthracite	1	Pc	1	30	39269097
							6,660	
	AvanTech You: NL-450 mm Height-101 mm (40 Kg) Full Extn. Silent							
	9255176	9255176	Drawer Side Profile (Anthracite), Left	1	Pc	1	1,290	94039010
	9255177	9255177	Drawer Side Profile (Anthracite), Right	1	Pc	1	1,290	94039010
	9255826	9255826	Design Profile (Anthracite)	2	Pc	2	240	39169090
	9255835	9255835	Font Panel Connector for drawer side profile	2	Pc	2	660	83024200
	9257690	9257690	Rear Panel Connector Anthracite), Left	1	Pc	1	250	83024200
	9257691	9257691	Rear Panel Connector (Anthracite), Right	1	Pc	1	250	83024200
	9257702	9257702	Rear Panel Stabilizer	3	Pc	3	30	39263000
	9123080	9123080	Front Stabilizer	1	Pc	1	340	39263000
	9256988	9256988	Actro You runner (Left), 40 kg	1	Pc	1	1,520	83024200
	9256989	9256989	Actro You runner (Right), 40 kg	1	Pc	1	1,520	83024200
	9257705	9257705	Branding clip with Hettich logo (Anthracite)	1	Pc	1	30	39269097
							7,420	
	AvanTech You: NL-500 mm Height-101 mm (40 Kg) Full Extn. Silent							
	9255178	9255178	Drawer Side Profile (Anthracite), Left	1	Pc	1	1,320	94039010
	9255179	9255179	Drawer Side Profile (Anthracite), Right	1	Pc	1	1,320	94039010
	9255827	9255827	Design Profile (Anthracite)	2	Pc	2	240	39169090
	9255835	9255835	Font Panel Connector for drawer side profile	2	Pc	2	660	83024200
	9257690	9257690	Rear Panel Connector Anthracite), Left	1	Pc	1	250	83024200
	9257691	9257691	Rear Panel Connector (Anthracite), Right	1	Pc	1	250	83024200
	9257702	9257702	Rear Panel Stabilizer	3	Pc	3	30	39263000
	9123080	9123080	Front Stabilizer	1	Pc	1	340	39263000
	9256992	9256992	Actro You runner (Left), 40 kg	1	Pc	1	1,540	83024200
	9256993	9256993	Actro You runner (Right), 40 kg	1	Pc	1	1,540	83024200
	9257705	9257705	Branding clip with Hettich Logo Anthracite	1	Pc	1	30	39269097
BOM-Code	929840500						7,520	
	AvanTech You: NL-550 mm Height-101 mm (40 Kg) Full Extn. Silent							
	9255180	9255180	Drawer Side Profile (Anthracite), Left	1	Pc	1	1,340	94039010
	9255181	9255181	Drawer Side Profile (Anthracite), Right	1	Pc	1	1,340	94039010
	9255828	9255828	Design Profile (Anthracite)	2	Pc	2	240	39169090
	9255835	9255835	Font Panel Connector for drawer side profile	2	Pc	2	660	83024200
	9257690	9257690	Rear Panel Connector (Anthracite), Left	1	Pc	1	250	83024200
	9257691	9257691	Rear Panel Connector (Anthracite), Right	1	Pc	1	250	83024200
	9257702	9257702	Rear Panel Stabilizer	3	Pc	3	30	39263000
	9123080	9123080	Front Stabilizer	1	Pc	1	340	39263000
	9256996	9256996	Actro You runner (Left), 40 kg	1	Pc	1	1,640	83024200
	9256997	9256997	Actro You runner (Right), 40 kg	1	Pc	1	1,640	83024200
	9257705	9257705	Branding clip with Hettich logo (Anthracite)	1	Pc	1	30	39269097
							7,760	

Drawer System AvanTech YOU

- ▶ Drawer height 101 mm
- ▶ Anthracite







Product	Article No.	SAP	Item Description	Qty.	Unit	PU	MRP	HS Code
	AvanTech You: NL-450 mm Height-101 mm (70 Kg) Full Extn. Silent							
	9255176	9255176	Drawer Side Profile (Anthracite), Left	1	Pc	1	1,290	94039010
	9255177	9255177	Drawer Side Profile (Anthracite), Right	1	Pc	1	1,290	94039010
	9255826	9255826	Design Profile (Anthracite)	2	Pc	2	240	39169090
	9255835	9255835	Font Panel Connector for drawer side profile	2	Pc	2	660	83024200
	9257690	9257690	Rear Panel Connector (Anthracite), Left	1	Pc	1	250	83024200
	9257691	9257691	Rear Panel Connector (Anthracite), Right	1	Pc	1	250	83024200
	9257702	9257702	Rear Panel Stabilizer	3	Pc	3	30	39263000
	9123080	9123080	Front Stabilizer	1	Pc	1	340	39263000
	9257013	9257013	Actro You runner (Left), 70 kg	1	Pc	1	1,990	83024200
	9257014	9257014	Actro You runner (Right), 70 kg	1	Pc	1	1,990	83024200
9257705	9257705	Branding clip with Hettich logo (Anthracite)	1	Pc	1	30	39269097	
						8,360		
	AvanTech You: NL-500 mm Height-101 mm (70 Kg) Full Extn. Silent							
	9255178	9255178	Drawer Side Profile (Anthracite), Left	1	Pc	1	1,320	94039010
	9255179	9255179	Drawer Side Profile (Anthracite), Right	1	Pc	1	1,320	94039010
	9255827	9255827	Design Profile (Anthracite)	2	Pc	2	240	39169090
	9255835	9255835	Font Panel Connector for drawer side profile	2	Pc	2	660	83024200
	9257690	9257690	Rear Panel Connector (Anthracite), Left	1	Pc	1	250	83024200
	9257691	9257691	Rear Panel Connector (Anthracite), Right	1	Pc	1	250	83024200
	9257702	9257702	Rear Panel Stabilizer	3	Pc	3	30	39263000
	9123080	9123080	Front Stabilizer	1	Pc	1	340	39263000
	9257017	9257017	Actro You runner (Left), 70 kg	1	Pc	1	2,010	83024200
	9257018	9257018	Actro You runner (Right), 70 kg	1	Pc	1	2,010	83024200
9257705	9257705	Branding clip with Hettich logo (Anthracite)	1	Pc	1	30	39269097	
BOM-Code	929840800					8,460		
	AvanTech You: NL-550 mm Height-101 mm (70 Kg) Full Extn. Silent							
	9255180	9255180	Drawer Side Profile (Anthracite), Left	1	Pc	1	1,340	94039010
	9255181	9255181	Drawer Side Profile (Anthracite), Right	1	Pc	1	1,340	94039010
	9255828	9255828	Design Profile (Anthracite)	2	Pc	2	240	39169090
	9255835	9255835	Font Panel Connector for drawer side profile	2	Pc	2	660	83024200
	9257690	9257690	Rear Panel Connector (Anthracite), Left	1	Pc	1	250	83024200
	9257691	9257691	Rear Panel Connector (Anthracite), Right	1	Pc	1	250	83024200
	9257702	9257702	Rear Panel Stabilizer	3	Pc	3	30	39263000
	9123080	9123080	Front Stabilizer	1	Pc	1	340	39263000
	9257021	9257021	Actro You runner (Left), 70 kg	1	Pc	1	2,120	83024200
	9257022	9257022	Actro You runner (Right), 70 kg	1	Pc	1	2,120	83024200
9257705	9257705	Branding clip with Hettich logo (Anthracite)	1	Pc	1	30	39269097	
						8,720		



Drawer System AvanTech YOU

- ▶ Drawer height 187 mm
- ▶ Anthracite



Product	Article No.	SAP	Item Description	Qty.	Unit	PU	MRP	HS Code
	AvanTech You: NL-400 mm Height-187 mm (40 Kg) Full Extn. Silent							
	9255210	9255210	Drawer Side Profile (Anthracite), Left	1	Pc	1	1,650	94039010
	9255211	9255211	Drawer Side Profile (Anthracite), Right	1	Pc	1	1,650	94039010
	9255825	9255825	Design Profile (Anthracite)	2	Pc	2	240	39169090
	9255838	9255838	front Panel Connector for drawer side profile	2	Pc	2	1,300	83024200
	9257694	9257694	Rear Panel Connector (Anthracite), Left	1	Pc	1	390	83024200
	9257695	9257695	Rear Panel Connector (Anthracite), Right	1	Pc	1	390	83024200
	9257702	9257702	Rear Panel Stabilizer	3	Pc	3	30	39263000
	9123080	9123080	Front Stabilizer	1	Pc	1	340	39263000
	9256984	9256984	Actro You runner Left, 40 kg	1	Pc	1	1,330	83024200
	9256985	9256985	Actro You runner Right, 40 kg	1	Pc	1	1,330	83024200
	9257705	9257705	Branding clip with Hettich Logo Anthracite	1	Pc	1	30	39269097
							8,680	
	AvanTech You: NL-450 mm Height-187 mm (40 Kg) Full Extn. Silent							
	9255212	9255212	Drawer Side Profile (Anthracite), Left	1	Pc	1	1,920	94039010
	9255213	9255213	Drawer Side Profile (Anthracite), Right	1	Pc	1	1,920	94039010
	9255826	9255826	Design Profile (Anthracite)	2	Pc	2	240	39169090
	9255838	9255838	front Panel Connector for drawer side profile	2	Pc	2	1,300	83024200
	9257694	9257694	Rear Panel Connector (Anthracite), Left	1	Pc	1	390	83024200
	9257695	9257695	Rear Panel Connector (Anthracite), Right	1	Pc	1	390	83024200
	9257702	9257702	Rear Panel Stabilizer	3	Pc	3	30	39263000
	9123080	9123080	Front Stabilizer	1	Pc	1	340	39263000
	9256988	9256988	Actro You runner Left, 40 kg	1	Pc	1	1,520	83024200
	9256989	9256989	Actro You runner Right, 40 kg	1	Pc	1	1,520	83024200
	9257705	9257705	Branding clip with Hettich logo (Anthracite)	1	Pc	1	30	39269097
							9,600	
	AvanTech You: NL-500 mm Height-187 mm (40 Kg) Full Extn. Silent							
	9255214	9255214	Drawer Side Profile (Anthracite), Left	1	Pc	1	1,950	94039010
	9255215	9255215	Drawer Side Profile (Anthracite), Right	1	Pc	1	1,950	94039010
	9255827	9255827	Design Profile (Anthracite)	2	Pc	2	240	39169090
	9255838	9255838	front Panel Connector for drawer side profile	2	Pc	2	1,300	83024200
	9257694	9257694	Rear Panel Connector (Anthracite), Left	1	Pc	1	390	83024200
	9257695	9257695	Rear Panel Connector (Anthracite), Right	1	Pc	1	390	83024200
	9257702	9257702	Rear Panel Stabilizer	3	Pc	3	30	39263000
	9123080	9123080	Front Stabilizer	1	Pc	1	340	39263000
	9256992	9256992	Actro You runner Left, 40 kg	1	Pc	1	1,540	83024200
	9256993	9256993	Actro You runner Right, 40 kg	1	Pc	1	1,540	83024200
	9257705	9257705	Branding clip with Hettich logo (Anthracite)	1	Pc	1	30	39269097
BOM-Code	929842100						9,700	
	AvanTech You: NL-550 mm Height-187 mm (40 Kg) Full Extn. Silent							
	9255216	9255216	Drawer Side Profile (Anthracite), Left	1	Pc	1	1,990	94039010
	9255217	9255217	Drawer Side Profile (Anthracite), Right	1	Pc	1	1,990	94039010
	9255828	9255828	Design Profile (Anthracite)	2	Pc	2	240	39169090
	9255838	9255838	front Panel Connector for drawer side profile	2	Pc	2	1,300	83024200
	9257694	9257694	Rear Panel Connector (Anthracite), Left	1	Pc	1	390	83024200
	9257695	9257695	Rear Panel Connector (Anthracite), Right	1	Pc	1	390	83024200
	9257702	9257702	Rear Panel Stabilizer	3	Pc	3	30	39263000
	9123080	9123080	Front Stabilizer	1	Pc	1	340	39263000
	9256996	9256996	Actro You runner Left, 40 kg	1	Pc	1	1,640	83024200
	9256997	9256997	Actro You runner Right, 40 kg	1	Pc	1	1,640	83024200
	9257705	9257705	Branding clip with Hettich logo (Anthracite)	1	Pc	1	30	39269097
							9,980	

Drawer System AvanTech YOU

- ▶ Drawer height 187 mm
- ▶ Anthracite







Product	Article No.	SAP	Item Description	Qty.	Unit	PU	MRP	HS Code
	AvanTech You: NL-450 mm Height-187 mm (70 Kg) Full Extn. Silent							
	9255212	9255212	Drawer Side Profile (Anthracite), Left	1	Pc	1	1,920	94039010
	9255213	9255213	Drawer Side Profile (Anthracite), Right	1	Pc	1	1,920	94039010
	9255826	9255826	Design Profile (Anthracite)	2	Pc	2	240	39169090
	9255838	9255838	front Panel Connector for drawer side profile	2	Pc	2	1,300	83024200
	9257694	9257694	Rear Panel Connector (Anthracite), Left	1	Pc	1	390	83024200
	9257695	9257695	Rear Panel Connector (Anthracite), Right	1	Pc	1	390	83024200
	9257702	9257702	Rear Panel Stabilizer	3	Pc	3	30	39263000
	9123080	9123080	Front Stabilizer	1	Pc	1	340	39263000
	9257013	9257013	Actro You runner Left, 70 kg	1	Pc	1	1,990	83024200
	9257014	9257014	Actro You runner Right, 70 kg	1	Pc	1	1,990	83024200
	9257705	9257705	Branding clip with Hettich logo (Anthracite)	1	Pc	1	30	39269097
							10,540	
	AvanTech You: NL-500 mm Height- 187 mm (70 Kg) Full Extn. Silent							
	9255214	9255214	Drawer Side Profile (Anthracite), Left	1	Pc	1	1,950	94039010
	9255215	9255215	Drawer Side Profile (Anthracite), Right	1	Pc	1	1,950	94039010
	9255827	9255827	Design Profile (Anthracite)	2	Pc	2	240	39169090
	9255838	9255838	front Panel Connector for drawer side profile	2	Pc	2	1,300	83024200
	9257694	9257694	Rear Panel Connector (Anthracite), Left	1	Pc	1	390	83024200
	9257695	9257695	Rear Panel Connector (Anthracite), Right	1	Pc	1	390	83024200
	9257702	9257702	Rear Panel Stabilizer	3	Pc	3	30	39263000
	9123080	9123080	Front Stabilizer	1	Pc	1	340	39263000
	9257017	9257017	Actro You runner Left, 70 kg	1	Pc	1	2,010	83024200
	9257018	9257018	Actro You runner Right, 70 kg	1	Pc	1	2,010	83024200
	9257705	9257705	Branding clip with Hettich logo (Anthracite)	1	Pc	1	30	39269097
BOM-Code	929842400						10,640	
	AvanTech You: NL-550 mm Height- 187 mm (70 Kg) Full Extn. Silent							
	9255216	9255216	Drawer Side Profile (Anthracite), Left	1	Pc	1	1,990	94039010
	9255217	9255217	Drawer Side Profile (Anthracite), Right	1	Pc	1	1,990	94039010
	9255828	9255828	Design Profile (Anthracite)	2	Pc	2	240	39169090
	9255838	9255838	front Panel Connector for drawer side profile	2	Pc	2	1,300	83024200
	9257694	9257694	Rear Panel Connector (Anthracite), Left	1	Pc	1	390	83024200
	9257695	9257695	Rear Panel Connector (Anthracite), Right	1	Pc	1	390	83024200
	9257702	9257702	Rear Panel Stabilizer	3	Pc	3	30	39263000
	9123080	9123080	Front Stabilizer	1	Pc	1	340	39263000
	9257021	9257021	Actro You runner Left, 70 kg	1	Pc	1	2,120	83024200
	9257022	9257022	Actro You runner Right, 70 kg	1	Pc	1	2,120	83024200
	9257705	9257705	Branding clip with Hettich logo (Anthracite)	1	Pc	1	30	39269097
							10,940	



Drawer System AvanTech YOU

- ▶ Drawer height 251 mm
- ▶ Anthracite



Product	Article No.	SAP	Item Description	Qty.	Unit	PU	MRP	HS Code
	AvanTech You: NL-400 mm Height-251 mm (40 Kg) Full Extn. Silent							
	9255228	9255228	Drawer Side Profile (Anthracite), Left	1	Pc	1	3,370	94039010
	9255229	9255229	Drawer Side Profile (Anthracite), Right	1	Pc	1	3,370	94039010
	9255825	9255825	Design Profile (Anthracite)	2	Pc	2	240	39169090
	9255838	9255838	front Panel Connector for drawer side profile	2	Pc	2	1,300	83024200
	9257696	9257696	Rear Panel Connector (Anthracite), Left	1	Pc	1	580	83024200
	9257697	9257697	Rear Panel Connector (Anthracite), Right	1	Pc	1	580	83024200
	9257702	9257702	Rear Panel Stabilizer	3	Pc	3	30	39263000
	9123080	9123080	Front Stabilizer	1	Pc	1	340	39263000
	9256984	9256984	Actro You runner Left, 40 kg	1	Pc	1	1,330	83024200
	9256985	9256985	Actro You runner Right, 40 kg	1	Pc	1	1,330	83024200
	9257705	9257705	Branding clip with Hettich Logo Anthracite	1	Pc	1	30	39269097
	9257887	9257887	Drawer front connector side profile, stabiliser	2	Pc	2	120	39269097
								12,620
	AvanTech You: NL-450 mm Height-251 mm (40 Kg) Full Extn. Silent							
	9255230	9255230	Drawer Side Profile (Anthracite), Left	1	Pc	1	3,250	94039010
	9255231	9255231	Drawer Side Profile (Anthracite), Right	1	Pc	1	3,250	94039010
	9255826	9255826	Design Profile (Anthracite)	2	Pc	2	240	39169090
	9255838	9255838	front Panel Connector for drawer side profile	2	Pc	2	1,300	83024200
	9257696	9257696	Rear Panel Connector (Anthracite), Left	1	Pc	1	580	83024200
	9257697	9257697	Rear Panel Connector (Anthracite), Right	1	Pc	1	580	83024200
	9257702	9257702	Rear Panel Stabilizer	3	Pc	3	30	39263000
	9123080	9123080	Front Stabilizer	1	Pc	1	340	39263000
	9256988	9256988	Actro You runner Left, 40 kg	1	Pc	1	1,520	83024200
	9256989	9256989	Actro You runner Right, 40 kg	1	Pc	1	1,520	83024200
	9257705	9257705	Branding clip with Hettich Logo Anthracite	1	Pc	1	30	39269097
	9257887	9257887	Drawer front connector side profile, stabiliser	2	Pc	2	120	39269097
								12,760
	AvanTech You: NL-500 mm Height-251 mm (40 Kg) Full Extn. Silent							
	9255232	9255232	Drawer Side Profile (Anthracite), Left	1	Pc	1	3,300	94039010
	9255233	9255233	Drawer Side Profile (Anthracite), Right	1	Pc	1	3,300	94039010
	9255827	9255827	Design Profile (Anthracite)	2	Pc	2	240	39169090
	9255838	9255838	front Panel Connector for drawer side profile	2	Pc	2	1,300	83024200
	9257696	9257696	Rear Panel Connector (Anthracite), Left	1	Pc	1	580	83024200
	9257697	9257697	Rear Panel Connector (Anthracite), Right	1	Pc	1	580	83024200
	9257702	9257702	Rear Panel Stabilizer	3	Pc	3	30	39263000
	9123080	9123080	Front Stabilizer	1	Pc	1	340	39263000
	9256992	9256992	Actro You runner Left, 40 kg	1	Pc	1	1,540	83024200
	9256993	9256993	Actro You runner Right, 40 kg	1	Pc	1	1,540	83024200
	9257705	9257705	Branding clip with Hettich Logo Anthracite	1	Pc	1	30	39269097
	9257887	9257887	Drawer front connector side profile, stabiliser	2	Pc	2	120	39269097
	BOM-Code	929839600						12,900
	AvanTech You: NL-550 mm Height-251 mm (40 Kg) Full Extn. Silent							
	9255234	9255234	Drawer Side Profile (Anthracite), Left	1	Pc	1	3,360	94039010
	9255235	9255235	Drawer Side Profile (Anthracite), Right	1	Pc	1	3,360	94039010
	9255828	9255828	Design Profile (Anthracite)	2	Pc	2	240	39169090
	9255838	9255838	front Panel Connector for drawer side profile	2	Pc	2	1,300	83024200
	9257696	9257696	Rear Panel Connector (Anthracite), Left	1	Pc	1	580	83024200
	9257697	9257697	Rear Panel Connector (Anthracite), Right	1	Pc	1	580	83024200
	9257702	9257702	Rear Panel Stabilizer	3	Pc	3	30	39263000
	9123080	9123080	Front Stabilizer	1	Pc	1	340	39263000
	9256996	9256996	Actro You runner Left, 40 kg	1	Pc	1	1,640	83024200
	9256997	9256997	Actro You runner Right, 40 kg	1	Pc	1	1,640	83024200
	9257705	9257705	Branding clip with Hettich Logo Anthracite	1	Pc	1	30	39269097
	9257887	9257887	Drawer front connector side profile, stabiliser	2	Pc	2	120	39269097
								13,220

Drawer System AvanTech YOU

- ▶ Drawer height 251 mm
- ▶ Anthracite



Product	Article No.	SAP	Item Description	Qty.	Unit	PU	MRP	HS Code
	AvanTech You: NL-450 mm Height-251 mm (70 Kg) Full Extn. Silent							
	9255230	9255230	Drawer Side Profile (Anthracite), Left	1	Pc	1	3,250	94039010
	9255231	9255231	Drawer Side Profile (Anthracite), Right	1	Pc	1	3,250	94039010
	9255826	9255826	Design Profile (Anthracite)	2	Pc	2	240	39169090
	9255838	9255838	front Panel Connector for drawer side profile	2	Pc	2	1,300	83024200
	9257696	9257696	Rear Panel Connector (Anthracite), Left	1	Pc	1	580	83024200
	9257697	9257697	Rear Panel Connector (Anthracite), Right	1	Pc	1	580	83024200
	9257702	9257702	Rear Panel Stabilizer	3	Pc	3	30	39263000
	9123080	9123080	Front Stabilizer	1	Pc	1	340	39263000
	9257013	9257013	Actro You runner Left, 70 kg	1	Pc	1	1,990	83024200
	9257014	9257014	Actro You runner Right, 70 kg	1	Pc	1	1,990	83024200
	9257705	9257705	Branding clip with Hettich Logo Anthracite	1	Pc	1	30	39269097
	9257887	9257887	Drawer front connector side profile, stabiliser	2	Pc	2	120	39269097
							13,700	
	AvanTech You: NL-500 mm Height-251 mm (70 Kg) Full Extn. Silent							
	9255232	9255232	Drawer Side Profile (Anthracite), Left	1	Pc	1	3,300	94039010
	9255233	9255233	Drawer Side Profile (Anthracite), Right	1	Pc	1	3,300	94039010
	9255827	9255827	Design Profile (Anthracite)	2	Pc	2	240	39169090
	9255838	9255838	front Panel Connector for drawer side profile	2	Pc	2	1,300	83024200
	9257696	9257696	Rear Panel Connector (Anthracite), Left	1	Pc	1	580	83024200
	9257697	9257697	Rear Panel Connector (Anthracite), Right	1	Pc	1	580	83024200
	9257702	9257702	Rear Panel Stabilizer	3	Pc	3	30	39263000
	9123080	9123080	Front Stabilizer	1	Pc	1	340	39263000
	9257017	9257017	Actro You runner Left, 70 kg	1	Pc	1	2,010	83024200
	9257018	9257018	Actro You runner Right, 70 kg	1	Pc	1	2,010	83024200
	9257705	9257705	Branding clip with Hettich Logo Anthracite	1	Pc	1	30	39269097
	9257887	9257887	Drawer front connector side profile, stabiliser	2	Pc	2	120	39269097
BOM-Code	929840100						13,840	
	AvanTech You: NL-550 mm Height-251 mm (70 Kg) Full Extn. Silent							
	9255234	9255234	Drawer Side Profile (Anthracite), Left	1	Pc	1	3,360	94039010
	9255235	9255235	Drawer Side Profile (Anthracite), Right	1	Pc	1	3,360	94039010
	9255828	9255828	Design Profile (Anthracite)	2	Pc	2	240	39169090
	9255838	9255838	front Panel Connector for drawer side profile	2	Pc	2	1,300	83024200
	9257696	9257696	Rear Panel Connector (Anthracite), Left	1	Pc	1	580	83024200
	9257697	9257697	Rear Panel Connector (Anthracite), Right	1	Pc	1	580	83024200
	9257702	9257702	Rear Panel Stabilizer	3	Pc	3	30	39263000
	9123080	9123080	Front Stabilizer	1	Pc	1	340	39263000
	9257021	9257021	Actro You runner Left, 70 kg	1	Pc	1	2,120	83024200
	9257022	9257022	Actro You runner Right, 70 kg	1	Pc	1	2,120	83024200
	9257705	9257705	Branding clip with Hettich Logo Anthracite	1	Pc	1	30	39269097
	9257887	9257887	Drawer front connector side profile, stabiliser	2	Pc	2	120	39269097
							14,180	

Drawer System AvanTech YOU

► Accessories



Product	Article No.	SAP	Item Description	Qty.	Unit	PU	MRP	HS Code
AvanTech YOU Drawer Side Profile								
	9255014	9255014	Drawer side Profile- D400 mm H101 mm, (Silver)-Left	1	Pc	1	1,100	94039010
	9255015	9255015	Drawer side Profile- D400 mm H101 mm, (Silver)-Right	1	Pc	1	1,100	94039010
	9255016	9255016	Drawer Side Profile- D450 mm H101 mm, (Silver), Left	1	Pc	1	1,290	94039010
	9255017	9255017	Drawer Side Profile- D450 mm H101 mm, (Silver), Right	1	Pc	1	1,290	94039010
	9255018	9255018	Drawer Side Profile- D500 mm H101 mm, (Silver), Left	1	Pc	1	1,320	94039010
	9255019	9255019	Drawer Side Profile- D500 mm H101 mm, (Silver), Right	1	Pc	1	1,320	94039010
	9255020	9255020	Drawer Side Profile- D550 mm H101 mm, (Silver), Left	1	Pc	1	1,340	94039010
	9255021	9255021	Drawer Side Profile- D550 mm H101 mm, (Silver), Right	1	Pc	1	1,340	94039010
	9255050	9255050	Drawer Side Profile-D400 mm H187 mm (Silver), Left	1	Pc	1	1,650	94039010
	9255051	9255051	Drawer Side Profile-D400 mm H187 mm (Silver), Right	1	Pc	1	1,650	94039010
	9255052	9255052	Drawer Side Profile-D450 mm H187 mm (Silver), Left	1	Pc	1	1,920	94039010
	9255053	9255053	Drawer Side Profile-D450 mm H187 mm (Silver), Right	1	Pc	1	1,920	94039010
	9255054	9255054	Drawer Side Profile-D500 mm H187 mm (Silver), Left	1	Pc	1	1,950	94039010
	9255055	9255055	Drawer Side Profile-D500 mm H187 mm (Silver), Right	1	Pc	1	1,950	94039010
	9255056	9255056	Drawer Side Profile-D550 mm H187 mm (Silver), Left	1	Pc	1	1,990	94039010
	9255057	9255057	Drawer Side Profile-D550 mm H187 mm (Silver), Right	1	Pc	1	1,990	94039010
	9255068	9255068	Drawer Side Profile-D400 mm H251 mm (Silver), Left	1	Pc	1	3,370	94039010
	9255069	9255069	Drawer Side Profile-D400 mm H251 mm (Silver), Right	1	Pc	1	3,370	94039010
	9255070	9255070	Drawer Side Profile-D450 mm H251 mm (Silver), Left	1	Pc	1	3,250	94039010
	9255071	9255071	Drawer Side Profile-D450 mm H251 mm (Silver), Right	1	Pc	1	3,250	94039010
	9255072	9255072	Drawer Side Profile-D500 mm H251 mm (Silver), Left	1	Pc	1	3,300	94039010
	9255073	9255073	Drawer Side Profile-D500 mm H251 mm (Silver), Right	1	Pc	1	3,300	94039010
	9255074	9255074	Drawer Side Profile-D550 mm H251 mm (Silver), Left	1	Pc	1	3,360	94039010
	9255075	9255075	Drawer Side Profile-D550 mm H251 mm (Silver), Right	1	Pc	1	3,360	94039010
	9255098	9255098	Drawer Side Profile-D500 mm H101 mm (White), Left	1	Pc	1	1,320	94039010
	9255099	9255099	Drawer Side Profile-D500 mm H101 mm (White), Right	1	Pc	1	1,320	94039010
	9255134	9255134	Drawer Side Profile-D500 mm H187 mm (White), Left	1	Pc	1	1,950	94039010
	9255135	9255135	Drawer Side Profile-D500 mm H187 mm (White), Right	1	Pc	1	1,950	94039010
	9255152	9255152	Drawer Side Profile-D500 mm H251 mm (White), Left	1	Pc	1	3,300	94039010
	9255153	9255153	Drawer Side Profile-D500 mm H251 mm (White), Right	1	Pc	1	3,300	94039010

Drawer System AvanTech YOU

► Accessories



Product	Article No.	SAP	Item Description	Qty.	Unit	PU	MRP	HS Code
AvanTech YOU Drawer Side Profile								
	9255174	9255174	Drawer Side Profile-D400 mm H101 mm (Anthracite), Left	1	Pc	1	1100	94039010
	9255175	9255175	Drawer Side Profile-D400 mm H101 mm (Anthracite), Right	1	Pc	1	1100	94039010
	9255176	9255176	Drawer Side Profile-D450 mm H101 mm (Anthracite), Left	1	Pc	1	1290	94039010
	9255177	9255177	Drawer Side Profile-D450 mm H101 mm (Anthracite), Right	1	Pc	1	1290	94039010
	9255178	9255178	Drawer Side Profile-D500 mm H101 mm (Anthracite), Left	1	Pc	1	1320	94039010
	9255179	9255179	Drawer Side Profile-D500 mm H101 mm (Anthracite), Right	1	Pc	1	1320	94039010
	9255180	9255180	Drawer Side Profile-D550 mm H101 mm (Anthracite), Left	1	Pc	1	1340	94039010
	9255181	9255181	Drawer Side Profile-D550 mm H101 mm (Anthracite), Right	1	Pc	1	1340	94039010
	9255210	9255210	Drawer Side Profile-D400 mm H187 mm (Anthracite), Left	1	Pc	1	1650	94039010
	9255211	9255211	Drawer Side Profile-D400 mm H187 mm (Anthracite), Right	1	Pc	1	1650	94039010
	9255212	9255212	Drawer Side Profile-D450 mm H187 mm (Anthracite), Left	1	Pc	1	1920	94039010
	9255213	9255213	Drawer Side Profile-D450 mm H187 mm (Anthracite), Right	1	Pc	1	1920	94039010
	9255214	9255214	Drawer Side Profile-D500 mm H187 mm (Anthracite), Left	1	Pc	1	1950	94039010
	9255215	9255215	Drawer Side Profile-D500 mm H187 mm (Anthracite), Right	1	Pc	1	1950	94039010
	9255216	9255216	Drawer Side Profile-D550 mm H187 mm (Anthracite), Left	1	Pc	1	1990	94039010
	9255217	9255217	Drawer Side Profile-D550 mm H187 mm (Anthracite), Right	1	Pc	1	1990	94039010
	9255228	9255228	Drawer Side Profile-D400 mm H251 mm (Anthracite), Left	1	Pc	1	3370	94039010
	9255229	9255229	Drawer Side Profile-D400 mm H251 mm (Anthracite), Right	1	Pc	1	3370	94039010
	9255230	9255230	Drawer Side Profile-D450 mm H251 mm (Anthracite), Left	1	Pc	1	3250	94039010
	9255231	9255231	Drawer Side Profile-D450 mm H251 mm (Anthracite), Right	1	Pc	1	3250	94039010
	9255232	9255232	Drawer Side Profile-D500 mm H251 mm (Anthracite), Left	1	Pc	1	3300	94039010
	9255233	9255233	Drawer Side Profile-D500 mm H251 mm (Anthracite), Right	1	Pc	1	3300	94039010
	9255234	9255234	Drawer Side Profile-D550 mm H251 mm (Anthracite), Left	1	Pc	1	3360	94039010
	9255235	9255235	Drawer Side Profile-D550 mm H251 mm (Anthracite), Right	1	Pc	1	3360	94039010
AvanTech YOU Front Panel Connector for drawer side profile								
	9255835	9255835	Front Panel Connector for 101 mm drawer side profile	2	Pc	2	660	83024200
	9255838	9255838	Front Panel Connector for 187/251 mm drawer side profile	2	Pc	2	1,300	83024200

Drawer System AvanTech YOU

► Accessories



Product	Article No.	SAP	Item Description	Qty.	Unit	PU	MRP	HS Code
AvanTech YOU Rear Panel Connector								
	9257666	9257666	Rear Panel Connector-H101 mm/ (Silver), Left	1	Pc	1	250	83024200
	9257667	9257667	Rear Panel Connector-H101 mm/ (Silver), Right	1	Pc	1	250	83024200
	9257670	9257670	Rear Panel Connector-H187 mm (Silver), Left	1	Pc	1	390	83024200
	9257671	9257671	Rear Panel Connector-H187 mm (Silver), Right	1	Pc	1	390	83024200
	9257672	9257672	Rear Panel Connector-H251 mm (Silver), Left	1	Pc	1	580	83024200
	9257673	9257673	Rear Panel Connector-H251 (Silver), Right	1	Pc	1	580	83024200
	9257678	9257678	Rear Panel Connector-H101 mm (White), Left	1	Pc	1	250	83024200
	9257679	9257679	Rear Panel Connector-H101 mm (White), Right	1	Pc	1	250	83024200
	9257682	9257682	Rear Panel Connector-H187 mm (White), Left	1	Pc	1	390	83024200
	9257683	9257683	Rear Panel Connector-H187 mm (White), Right	1	Pc	1	390	83024200
	9257684	9257684	Rear Panel Connector-H251 mm (White), Left	1	Pc	1	580	83024200
	9257685	9257685	Rear Panel Connector-H251 mm (White), Right	1	Pc	1	580	83024200
	9257690	9257690	Rear Panel Connector-H101 mm (Anthracite),Left	1	Pc	1	250	83024200
	9257691	9257691	Rear Panel Connector-H101 mm(Anthracite),Right	1	Pc	1	250	83024200
	9257694	9257694	Rear Panel Connector-H187 mm (Anthracite),Left	1	Pc	1	390	83024200
	9257695	9257695	Rear Panel Connector-H187mm(Anthracite),Right	1	Pc	1	390	83024200
	9257696	9257696	Rear Panel Connector-H251 (Anthracite), Left	1	Pc	1	580	83024200
	9257697	9257697	Rear Panel Connector-H251 (Anthracite), Right	1	Pc	1	580	83024200

Drawer System AvanTech YOU

► Accessories



Product	Article No.	SAP	Item Description	Qty.	Unit	PU	MRP	HS Code
AvanTech YOU Design Profile								
	9255807	9255807	Design Profile (Silver)- 400 mm	2	Pc	2	240	39169090
	9255808	9255808	Design Profile (Silver)- 450 mm	2	Pc	2	240	39169090
	9255809	9255809	Design Profile (Silver)- 500 mm	2	Pc	2	240	39169090
	9255810	9255810	Design Profile (Silver)- 550 mm	2	Pc	2	240	39169090
	9255818	9255818	Design Profile (White)- 500 mm	2	Pc	2	240	39169090
	9255825	9255825	Design Profile (Anthracite)- 400 mm	2	Pc	2	240	39169090
	9255826	9255826	Design Profile (Anthracite)- 450 mm	2	Pc	2	240	39169090
	9255827	9255827	Design Profile (Anthracite)- 500 mm	2	Pc	2	240	39169090
	9255828	9255828	Design Profile (Anthracite)- 550 mm	2	Pc	2	240	39169090
AvanTech YOU Front Stabiliser								
	9123080	9123080	Front stabiliser	1	Pc	1	340	39263000
AvanTech YOU Rear Panel Stabiliser								
	9257702	9257702	Rear Panel stabilizer	3	Pc	3	30	39263000
AvanTech YOU Drawer front stabilizer for 251 mm drawer height								
	9257887	9257887	Drawer front stabilizer for side profile, stabiliser	2	Pc	2	120	39269097
AvanTech YOU Branding clip with Hettich Logo								
	9257703	9257703	Branding clip with Hettich Logo- Silver	1	Pc	1	30	39269097
	9257704	9257704	Branding clip with Hettich logo (White)	1	Pc	1	30	39269097
	9257705	9257705	Branding clip with Hettich Logo Anthracite	1	Pc	1	30	39269097

Drawer System AvanTech YOU

► Accessories



Product	Article No.	SAP	Item Description	Qty.	Unit	PU	MRP	HS Code
AvanTech YOU Actro YOU Runner								
	9256984	9256984	Actro YOU runner Left, 40 kg- 400 mm	1	Pc	1	1,330	83024200
	9256985	9256985	Actro YOU runner Right, 40 kg- 400 mm	1	Pc	1	1,330	83024200
	9256988	9256988	Actro YOU runner Left, 40 kg- 450 mm	1	Pc	1	1,520	83024200
	9256989	9256989	Actro YOU runner Right, 40 kg- 450 mm	1	Pc	1	1,520	83024200
	9256992	9256992	Actro YOU runner Left, 40 kg- 500 mm	1	Pc	1	1,540	83024200
	9256993	9256993	Actro YOU runner Right, 40 kg- 500 mm	1	Pc	1	1,540	83024200
	9256996	9256996	Actro YOU runner Left, 40 kg- 550 mm	1	Pc	1	1,640	83024200
	9256997	9256997	Actro YOU runner Right, 40 kg- 550 mm	1	Pc	1	1,640	83024200
	9257013	9257013	Actro YOU runner Left, 70 kg- 450 mm	1	Pc	1	1,990	83024200
	9257014	9257014	Actro YOU runner Right, 70 kg- 450 mm	1	Pc	1	1,990	83024200
	9257017	9257017	Actro YOU runner Left, 70 kg- 500 mm	1	Pc	1	2,010	83024200
	9257018	9257018	Actro YOU runner Right, 70 kg- 500 mm	1	Pc	1	2,010	83024200
	9257021	9257021	Actro YOU runner Left, 70 kg- 550 mm	1	Pc	1	2,120	83024200
9257022	9257022	Actro YOU runner Right, 70 kg- 550 mm	1	Pc	1	2,120	83024200	
AvanTech YOU Push to Open Silent Components								
	9257892	9257892	Push to Open Silent component for Actro You/ 40 Kg	1	Pc	1	3,450	39263000
	9257893	9257893	Push to Open Silent component for Actro You/ 70 Kg	1	Pc	1	4,430	39263000
	9236718	9236718	Synchronisation bar 2000 mm	1	Pc	1	650	76042100
	9221295	9221295	Connector	1	Pc	1	100	39269097
OrgaTray 630 (Powder Coated Steel Cutlery)								
	9278320	9278320	OrgaTray 630 for depth 550 mm Anthracite (Can be used in both Silver and Anthracite finish drawer sets)	1	Pc	1	5,770	73269098
	9278332	9278332	OrgaTray 630 for 500 mm depth White	1	Pc	1	5,550	73269098
Anti-Slip Mat for AvanTech YOU								
	Anti-slip mat - Classic (5 m roll)							
	9209580	9209580	500mm NL PVC, antracite	1	Pc	1	7,111	39269097
	Anti-slip mat - Hard Chequered (5 m roll)							
	9290041	9290041	Anti slip mat W5000 D500 CA930 Silver	1	Set	1	1,584	39169090
	9290042	9290042	Anti slip mat W5000 D550 CA930 Silver	1	Set	1	1,740	39169090
	9290053	9290053	Anti slip mat W5000 D500 CA930 Anthracite	1	Set	1	1,584	39169090
9290054	9290054	Anti slip mat W5000 D550 CA930 Anthracite	1	Set	1	1,740	39169090	
	Anti-slip mat - Soft Fine Chequered (5 m roll)							
	9290045	9290045	Anti slip mat W5000 D500 CA009 Silver	1	Set	1	3,547	39169090
	9290046	9290046	Anti slip mat W5000 D550 CA009 Silver	1	Set	1	3,909	39169090
	9290057	9290057	Anti slip mat W5000 D500 CA009 Anthracite	1	Set	1	3,547	39169090
9290058	9290058	Anti slip mat W5000 D550 CA009 Anthracite	1	Set	1	3,909	39169090	
	Anti-slip mat- Big Dots (5 m roll)							
	9290049	9290049	Anti slip mat W5000 D500 CA006 Silver	1	Set	1	3,391	39169090
	9290050	9290050	Anti slip mat W5000 D550 CA006 Silver	1	Set	1	3,748	39169090
	9290061	9290061	Anti slip mat W5000 D500 CA006 Anthracite	1	Set	1	3,391	39169090
9290062	9290062	Anti slip mat W5000 D550 CA006 Anthracite	1	Set	1	3,748	39169090	



Drawer System ArciTech

► Drawer height 94 mm






Product	Article No.	SAP	Item Description	Qty.	Unit	PU	HS Code
	ArciTech Silver 450 mm, Height 94 mm, 40 kg						
	9121205	9121205	Drawer side profile, L	1	Pc	1	94039010
	9121206	9121206	Drawer side profile, R	1	Pc	1	94039010
	9123005	9123005	Cover Cap	2	Pc	2	39269097
	9121827	9121827	Rear panel Connector, L	1	Pc	1	83024200
	9121828	9121828	Rear panel Connector, R	1	Pc	1	83024200
	9123011	9123011	Screw-On Front Connector	2	Pc	2	83024200
	9239283	9239283	Actro runner, L	1	Pc	1	83024200
	9239284	9239284	Actro runner, R	1	Pc	1	83024200
BOM-Code	9243114	Total Set	MRP: 5,579				83021090
	ArciTech Silver 500 mm, Height 94 mm, 40 kg						
	9121207	9121207	Drawer side profile, L	1	Pc	1	94039010
	9121208	9121208	Drawer side profile, R	1	Pc	1	94039010
	9123005	9123005	Cover Cap	2	Pc	2	39269097
	9121827	9121827	Rear panel Connector, L	1	Pc	1	83024200
	9121828	9121828	Rear panel Connector, R	1	Pc	1	83024200
	9123011	9123011	Screw-On Front Connector	2	Pc	2	83024200
	9239287	9239287	Actro runner, L	1	Pc	1	83024200
	9239288	9239288	Actro runner, R	1	Pc	1	83024200
BOM-Code	9243115	Total Set	MRP: 5,579				83021090
	ArciTech Silver 550 mm, Height 94 mm, 40 kg						
	9121209	9121209	Drawer side profile, L	1	Pc	1	94039010
	9121210	9121210	Drawer side profile, R	1	Pc	1	94039010
	9123005	9123005	Cover Cap	2	Pc	2	39269097
	9121827	9121827	Rear panel Connector, L	1	Pc	1	83024200
	9121828	9121828	Rear panel Connector, R	1	Pc	1	83024200
	9123011	9123011	Screw-On Front Connector	2	Pc	2	83024200
	9239293	9239293	Actro runner, L	1	Pc	1	83024200
	9239294	9239294	Actro runner, R	1	Pc	1	83024200
BOM-Code	9243116	Total Set	MRP: 5,804				83021090
	ArciTech Silver 450 mm, Height 94 mm, 60 kg						
	9121205	9121205	Drawer side profile, L	1	Pc	1	94039010
	9121206	9121206	Drawer side profile, R	1	Pc	1	94039010
	9123005	9123005	Cover Cap	2	Pc	2	39269097
	9121827	9121827	Rear panel Connector, L	1	Pc	1	83024200
	9121828	9121828	Rear panel Connector, R	1	Pc	1	83024200
	9123011	9123011	Screw-On Front Connector	2	Pc	2	83024200
	9239285	9239285	Actro runner, L	1	Pc	1	83024200
	9239286	9239286	Actro runner, R	1	Pc	1	83024200
BOM-Code	9243117	Total Set	MRP: 6,472				83021090

Drawer System ArciTech

► Drawer height 94 mm



Product	Article No.	SAP	Item Description	Qty.	Unit	PU	HS Code
	ArciTech Silver 500 mm, Height 94 mm, 70 kg						
	9121207	9121207	Drawer side profile, L	1	Pc	1	94039010
	9121208	9121208	Drawer side profile, R	1	Pc	1	94039010
	9123005	9123005	Cover Cap	2	Pc	2	39269097
	9121827	9121827	Rear panel Connector, L	1	Pc	1	83024200
	9121828	9121828	Rear panel Connector, R	1	Pc	1	83024200
	9123011	9123011	Screw-On Front Connector	2	Pc	2	83024200
	9239289	9239289	Actro runner, L	1	Pc	1	83024200
	9239290	9239290	Actro runner, R	1	Pc	1	83024200
BOM-Code	9243118	Total Set	MRP: 6,472				83021090
	ArciTech Silver 550 mm, Height 94 mm, 70 kg						
	9121209	9121209	Drawer side profile, L	1	Pc	1	94039010
	9121210	9121210	Drawer side profile, R	1	Pc	1	94039010
	9123005	9123005	Cover Cap	2	Pc	2	39269097
	9121827	9121827	Rear panel Connector, L	1	Pc	1	83024200
	9121828	9121828	Rear panel Connector, R	1	Pc	1	83024200
	9123011	9123011	Screw-On Front Connector	2	Pc	2	83024200
	9239295	9239295	Actro runner, L	1	Pc	1	83024200
	9239296	9239296	Actro runner, R	1	Pc	1	83024200
BOM-Code	9243119	Total Set	MRP: 6,695				83021090
	ArciTech Silver 650 mm, Height 94 mm, 70 kg						
	9121211	9121211	Drawer side profile, L	1	Pc	1	94039010
	9121212	9121212	Drawer side profile, R	1	Pc	1	94039010
	9123005	9123005	Cover Cap	2	Pc	2	39269097
	9121827	9121827	Rear panel Connector, L	1	Pc	1	83024200
	9121828	9121828	Rear panel Connector, R	1	Pc	1	83024200
	9123011	9123011	Screw-On Front Connector	2	Pc	2	83024200
	9239301	9239301	Actro runner, L	1	Pc	1	83024200
	9239302	9239302	Actro runner, R	1	Pc	1	83024200
BOM-Code	9243120	Total Set	MRP: 7,143				83021090



Drawer System ArciTech

► Drawer height 94 mm



Product	Article No.	SAP	Item Description	Qty.	Unit	PU	HS Code
	ArciTech White 450 mm, Height 94 mm, 40 kg						
	9121247	9121247	Drawer side profile, L	1	Pc	1	94039010
	9121248	9121248	Drawer side profile, R	1	Pc	1	94039010
	9123006	9123006	Cover Cap	2	Pc	2	39269097
	9121829	9121829	Rear panel Connector, L	1	Pc	1	83024200
	9121830	9121830	Rear panel Connector, R	1	Pc	1	83024200
	9123011	9123011	Screw-On Front Connector	2	Pc	2	83024200
	9239283	9239283	Actro runner, L	1	Pc	1	83024200
	9239284	9239284	Actro runner, R	1	Pc	1	83024200
BOM-Code	9243124	Total Set	MRP: 5,804				83021090
	ArciTech White 500 mm, Height 94 mm, 40 kg						
	9121249	9121249	Drawer side profile, L	1	Pc	1	94039010
	9121250	9121250	Drawer side profile, R	1	Pc	1	94039010
	9123006	9123006	Cover Cap	2	Pc	2	39269097
	9121829	9121829	Rear panel Connector, L	1	Pc	1	83024200
	9121830	9121830	Rear panel Connector, R	1	Pc	1	83024200
	9123011	9123011	Screw-On Front Connector	2	Pc	2	83024200
	9239287	9239287	Actro runner, L	1	Pc	1	83024200
	9239288	9239288	Actro runner, R	1	Pc	1	83024200
BOM-Code	9243125	Total Set	MRP: 5,804				83021090
	ArciTech White 550 mm, Height 94 mm, 40 kg						
	9121251	9121251	Drawer side profile, L	1	Pc	1	94039010
	9121252	9121252	Drawer side profile, R	1	Pc	1	94039010
	9123006	9123006	Cover Cap	2	Pc	2	39269097
	9121829	9121829	Rear panel Connector, L	1	Pc	1	83024200
	9121830	9121830	Rear panel Connector, R	1	Pc	1	83024200
	9123011	9123011	Screw-On Front Connector	2	Pc	2	83024200
	9239293	9239293	Actro runner, L	1	Pc	1	83024200
	9239294	9239294	Actro runner, R	1	Pc	1	83024200
BOM-Code	9243126	Total Set	MRP: 6,030				83021090
	ArciTech White 450 mm, Height 94 mm, 60 kg						
	9121247	9121247	Drawer side profile, L	1	Pc	1	94039010
	9121248	9121248	Drawer side profile, R	1	Pc	1	94039010
	9123006	9123006	Cover Cap	2	Pc	2	39269097
	9121829	9121829	Rear panel Connector, L	1	Pc	1	83024200
	9121830	9121830	Rear panel Connector, R	1	Pc	1	83024200
	9123011	9123011	Screw-On Front Connector	2	Pc	2	83024200
	9239285	9239285	Actro runner, L	1	Pc	1	83024200
	9239286	9239286	Actro runner, R	1	Pc	1	83024200
BOM-Code	9243127	Total Set	MRP: 6,698				83021090

Drawer System ArciTech

► Drawer height 94 mm



Product	Article No.	SAP	Item Description	Qty.	Unit	PU	HS Code
	ArciTech White 500 mm, Height 94 mm, 70 kg						
	9121249	9121249	Drawer side profile, L	1	Pc	1	94039010
	9121250	9121250	Drawer side profile, R	1	Pc	1	94039010
	9123006	9123006	Cover Cap	2	Pc	2	39269097
	9121829	9121829	Rear panel Connector, L	1	Pc	1	83024200
	9121830	9121830	Rear panel Connector, R	1	Pc	1	83024200
	9123011	9123011	Screw-On Front Connector	2	Pc	2	83024200
	9239289	9239289	Actro runner, L	1	Pc	1	83024200
	9239290	9239290	Actro runner, R	1	Pc	1	83024200
BOM-Code	9243128	Total Set	MRP: 6,698				83021090

	ArciTech White 550 mm, Height 94 mm, 70 kg						
	9121251	9121251	Drawer side profile, L	1	Pc	1	94039010
	9121252	9121252	Drawer side profile, R	1	Pc	1	94039010
	9123006	9123006	Cover Cap	2	Pc	2	39269097
	9121829	9121829	Rear panel Connector, L	1	Pc	1	83024200
	9121830	9121830	Rear panel Connector, R	1	Pc	1	83024200
	9123011	9123011	Screw-On Front Connector	2	Pc	2	83024200
	9239295	9239295	Actro runner, L	1	Pc	1	83024200
	9239296	9239296	Actro runner, R	1	Pc	1	83024200
BOM-Code	9243129	Total Set	MRP: 6,921				83021090



Drawer System ArciTech

► Drawer height 94 mm



Product	Article No.	SAP	Item Description	Qty.	Unit	PU	HS Code
	ArciTech Anthracite 450 mm, Height 94 mm, 40 kg						
	9121289	9121289	Drawer side profile, L	1	Pc	1	94039010
	9121290	9121290	Drawer side profile, R	1	Pc	1	94039010
	9123005	9123005	Cover Cap	2	Pc	2	39269097
	9121831	9121831	Rear panel Connector, L	1	Pc	1	83024200
	9121832	9121832	Rear panel Connector, R	1	Pc	1	83024200
	9123011	9123011	Screw-On Front Connector	2	Pc	2	83024200
	9239283	9239283	Actro runner, L	1	Pc	1	83024200
	9239284	9239284	Actro runner, R	1	Pc	1	83024200
BOM-Code	9243134	Total Set	MRP: 5,804				83021090
	ArciTech Anthracite 500 mm, Height 94 mm, 40 kg						
	9121291	9121291	Drawer side profile, L	1	Pc	1	94039010
	9121292	9121292	Drawer side profile, R	1	Pc	1	94039010
	9123005	9123005	Cover Cap	2	Pc	2	39269097
	9121831	9121831	Rear panel Connector, L	1	Pc	1	83024200
	9121832	9121832	Rear panel Connector, R	1	Pc	1	83024200
	9123011	9123011	Screw-On Front Connector	2	Pc	2	83024200
	9239287	9239287	Actro runner, L	1	Pc	1	83024200
	9239288	9239288	Actro runner, R	1	Pc	1	83024200
BOM-Code	9243135	Total Set	MRP: 5,804				83021090
	ArciTech Anthracite 550 mm, Height 94 mm, 40 kg						
	9121293	9121293	Drawer side profile, L	1	Pc	1	94039010
	9121294	9121294	Drawer side profile, R	1	Pc	1	94039010
	9123005	9123005	Cover Cap	2	Pc	2	39269097
	9121831	9121831	Rear panel Connector, L	1	Pc	1	83024200
	9121832	9121832	Rear panel Connector, R	1	Pc	1	83024200
	9123011	9123011	Screw-On Front Connector	2	Pc	2	83024200
	9239293	9239293	Actro runner, L	1	Pc	1	83024200
	9239294	9239294	Actro runner, R	1	Pc	1	83024200
BOM-Code	9243136	Total Set	MRP: 6,028				83021090
	ArciTech Anthracite 450 mm, Height 94 mm, 60 kg						
	9121289	9121289	Drawer side profile, L	1	Pc	1	94039010
	9121290	9121290	Drawer side profile, R	1	Pc	1	94039010
	9123005	9123005	Cover Cap	2	Pc	2	39269097
	9121831	9121831	Rear panel Connector, L	1	Pc	1	83024200
	9121832	9121832	Rear panel Connector, R	1	Pc	1	83024200
	9123011	9123011	Screw-On Front Connector	2	Pc	2	83024200
	9239285	9239285	Actro runner, L	1	Pc	1	83024200
	9239286	9239286	Actro runner, R	1	Pc	1	83024200
BOM-Code	9243137	Total Set	MRP: 6,698				83021090

Drawer System ArciTech

► Drawer height 94 mm



Product	Article No.	SAP	Item Description	Qty.	Unit	PU	HS Code
	ArciTech Anthracite 500 mm, Height 94 mm, 70 kg						
	9121291	9121291	Drawer side profile, L	1	Pc	1	94039010
	9121292	9121292	Drawer side profile, R	1	Pc	1	94039010
	9123005	9123005	Cover Cap	2	Pc	2	39269097
	9121831	9121831	Rear panel Connector, L	1	Pc	1	83024200
	9121832	9121832	Rear panel Connector, R	1	Pc	1	83024200
	9123011	9123011	Screw-On Front Connector	2	Pc	2	83024200
	9239289	9239289	Actro runner, L	1	Pc	1	83024200
	9239290	9239290	Actro runner, R	1	Pc	1	83024200
BOM-Code	9243138	Total Set	MRP: 6,698				83021090

	ArciTech Anthracite 550 mm, Height 94 mm, 70 kg						
	9121293	9121293	Drawer side profile, L	1	Pc	1	94039010
	9121294	9121294	Drawer side profile, R	1	Pc	1	94039010
	9123005	9123005	Cover Cap	2	Pc	2	39269097
	9121831	9121831	Rear panel Connector, L	1	Pc	1	83024200
	9121832	9121832	Rear panel Connector, R	1	Pc	1	83024200
	9123011	9123011	Screw-On Front Connector	2	Pc	2	83024200
	9239295	9239295	Actro runner, L	1	Pc	1	83024200
	9239296	9239296	Actro runner, R	1	Pc	1	83024200
BOM-Code	9243139	Total Set	MRP: 6,920				83021090



Drawer System ArciTech

▶ Drawer height 186 mm






Product	Article No.	SAP	Item Description	Qty.	Unit	PU	HS Code
	ArciTech Silver 450 mm pot & pan with railing, Height 186 mm, 40 kg						
	9121205	9121205	Drawer side profile, L	1	Pc	1	94039010
	9121206	9121206	Drawer side profile, R	1	Pc	1	94039010
	9123005	9123005	Cover Cap	2	Pc	2	39269097
	9121843	9121843	Rear panel Connector, L	1	Pc	1	83024200
	9121844	9121844	Rear panel Connector, R	1	Pc	1	83024200
	9123011	9123011	Screw-On Front Connector	2	Pc	2	83024200
	9239283	9239283	Actro runner, L	1	Pc	1	83024200
	9239284	9239284	Actro runner, R	1	Pc	1	83024200
	9121993	9121993	Lengthwise Railing, L	1	Pc	1	73269098
	9121994	9121994	Lengthwise Railing, R	1	Pc	1	73269098
	9127011	9127011	Screw-On Railing Connector	2	Pc	2	39263000
BOM-Code	9243154	Total Set	MRP: 6,694				83021090
	ArciTech Silver 500 mm pot & pan with railing, Height 186 mm, 40 kg						
	9121207	9121207	Drawer side profile, L	1	Pc	1	94039010
	9121208	9121208	Drawer side profile, R	1	Pc	1	94039010
	9123005	9123005	Cover Cap	2	Pc	2	39269097
	9121843	9121843	Rear panel Connector, L	1	Pc	1	83024200
	9121844	9121844	Rear panel Connector, R	1	Pc	1	83024200
	9123011	9123011	Screw-On Front Connector	2	Pc	2	83024200
	9239287	9239287	Actro runner, L	1	Pc	1	83024200
	9239288	9239288	Actro runner, R	1	Pc	1	83024200
	9122003	9122003	Lengthwise Railing, L	1	Pc	1	73269098
	9122004	9122004	Lengthwise Railing, R	1	Pc	1	73269098
	9127011	9127011	Screw-On Railing Connector	2	Pc	2	39263000
BOM-Code	9243155	Total Set	MRP: 6,694				83021090
	ArciTech Silver 550 mm pot & pan with railing, Height 186 mm, 40 kg						
	9121209	9121209	Drawer side profile, L	1	Pc	1	94039010
	9121210	9121210	Drawer side profile, R	1	Pc	1	94039010
	9123005	9123005	Cover Cap	2	Pc	2	39269097
	9121843	9121843	Rear panel Connector, L	1	Pc	1	83024200
	9121844	9121844	Rear panel Connector, R	1	Pc	1	83024200
	9123011	9123011	Screw-On Front Connector	2	Pc	2	83024200
	9239293	9239293	Actro runner, L	1	Pc	1	83024200
	9239294	9239294	Actro runner, R	1	Pc	1	83024200
	9122013	9122013	Lengthwise Railing, L	1	Pc	1	73269098
	9122014	9122014	Lengthwise Railing, R	1	Pc	1	73269098
	9127011	9127011	Screw-On Railing Connector	2	Pc	2	39263000
BOM-Code	9243156	Total Set	MRP: 6,920				83021090
	ArciTech Silver 450 mm pot & pan with railing, Height 186 mm, 60 kg						
	9121205	9121205	Drawer side profile, L	1	Pc	1	94039010
	9121206	9121206	Drawer side profile, R	1	Pc	1	94039010
	9123005	9123005	Cover Cap	2	Pc	2	39269097
	9121843	9121843	Rear panel Connector, L	1	Pc	1	83024200
	9121844	9121844	Rear panel Connector, R	1	Pc	1	83024200
	9123011	9123011	Screw-On Front Connector	2	Pc	2	83024200
	9239285	9239285	Actro runner, L	1	Pc	1	83024200
	9239286	9239286	Actro runner, R	1	Pc	1	83024200
	9121993	9121993	Lengthwise Railing, L	1	Pc	1	73269098
	9121994	9121994	Lengthwise Railing, R	1	Pc	1	73269098
	9127011	9127011	Screw-On Railing Connector	2	Pc	2	39263000
BOM-Code	9243157	Total Set	MRP: 7,587				83021090

Drawer System ArciTech

► Drawer height 186 mm



Product	Article No.	SAP	Item Description	Qty.	Unit	PU	HS Code
	ArciTech Silver 500 mm pot & pan with railing, Height 186 mm, 70 kg						
	9121207	9121207	Drawer side profile, L	1	Pc	1	94039010
	9121208	9121208	Drawer side profile, R	1	Pc	1	94039010
	9123005	9123005	Cover Cap	2	Pc	2	39269097
	9121843	9121843	Rear panel Connector, L	1	Pc	1	83024200
	9121844	9121844	Rear panel Connector, R	1	Pc	1	83024200
	9123011	9123011	Screw-On Front Connector	2	Pc	2	83024200
	9239289	9239289	Actro runner, L	1	Pc	1	83024200
	9239290	9239290	Actro runner, R	1	Pc	1	83024200
	9122003	9122003	Lengthwise Railing, L	1	Pc	1	73269098
	9122004	9122004	Lengthwise Railing, R	1	Pc	1	73269098
	9127011	9127011	Screw-On Railing Connector	2	Pc	2	39263000
BOM-Code	9243158	Total Set	MRP: 7,587				83021090
	ArciTech Silver 550 mm pot & pan with railing, Height 186 mm, 70 kg						
	9121209	9121209	Drawer side profile, L	1	Pc	1	94039010
	9121210	9121210	Drawer side profile, R	1	Pc	1	94039010
	9123005	9123005	Cover Cap	2	Pc	2	39269097
	9121843	9121843	Rear panel Connector, L	1	Pc	1	83024200
	9121844	9121844	Rear panel Connector, R	1	Pc	1	83024200
	9123011	9123011	Screw-On Front Connector	2	Pc	2	83024200
	9239295	9239295	Actro runner, L	1	Pc	1	83024200
	9239296	9239296	Actro runner, R	1	Pc	1	83024200
	9122013	9122013	Lengthwise Railing, L	1	Pc	1	73269098
	9122014	9122014	Lengthwise Railing, R	1	Pc	1	73269098
	9127011	9127011	Screw-On Railing Connector	2	Pc	2	39263000
BOM-Code	9243159	Total Set	MRP: 7,812				83021090
	ArciTech Silver 650 mm pot & pan with railing, Height 186 mm, 70 kg						
	9121211	9121211	Drawer side profile, L	1	Pc	1	94039010
	9121212	9121212	Drawer side profile, R	1	Pc	1	94039010
	9123005	9123005	Cover Cap	2	Pc	2	39269097
	9121843	9121843	Rear panel Connector, L	1	Pc	1	83024200
	9121844	9121844	Rear panel Connector, R	1	Pc	1	83024200
	9123011	9123011	Screw-On Front Connector	2	Pc	2	83024200
	9239301	9239301	Actro runner, L	1	Pc	1	83024200
	9239302	9239302	Actro runner, R	1	Pc	1	83024200
	9122033	9122033	Lengthwise Railing, L	1	Pc	1	73269098
	9122034	9122034	Lengthwise Railing, R	1	Pc	1	73269098
	9127011	9127011	Screw-On Railing Connector	2	Pc	2	39263000
BOM-Code	9243160	Total Set	MRP: 8,258				83021090



Drawer System ArciTech

▶ Drawer height 186 mm



Product	Article No.	SAP	Item Description	Qty.	Unit	PU	HS Code
	ArciTech White 450 mm pot & pan with railing, Height 186 mm, 40 kg						
	9121247	9121247	Drawer side profile, L	1	Pc	1	94039010
	9121248	9121248	Drawer side profile, R	1	Pc	1	94039010
	9123006	9123006	Cover Cap	2	Pc	2	39269097
	9121845	9121845	Rear panel Connector, L	1	Pc	1	83024200
	9121846	9121846	Rear panel Connector, R	1	Pc	1	83024200
	9123011	9123011	Screw-On Front Connector	2	Pc	2	83024200
	9239283	9239283	Actro runner, L	1	Pc	1	83024200
	9239284	9239284	Actro runner, R	1	Pc	1	83024200
	9121997	9121997	Lengthwise Railing, L	1	Pc	1	73269098
	9121998	9121998	Lengthwise Railing, R	1	Pc	1	73269098
	9127011	9127011	Screw-On Railing Connector	2	Pc	2	39263000
BOM-Code	9243164	Total Set	MRP: 6,917				83021090
	ArciTech White 500 mm pot & pan with railing, Height 186 mm, 40 kg						
	9121249	9121249	Drawer side profile, L	1	Pc	1	94039010
	9121250	9121250	Drawer side profile, R	1	Pc	1	94039010
	9123006	9123006	Cover Cap	2	Pc	2	39269097
	9121845	9121845	Rear panel Connector, L	1	Pc	1	83024200
	9121846	9121846	Rear panel Connector, R	1	Pc	1	83024200
	9123011	9123011	Screw-On Front Connector	2	Pc	2	83024200
	9239287	9239287	Actro runner, L	1	Pc	1	83024200
	9239288	9239288	Actro runner, R	1	Pc	1	83024200
	9122007	9122007	Lengthwise Railing, L	1	Pc	1	73269098
	9122008	9122008	Lengthwise Railing, R	1	Pc	1	73269098
	9127011	9127011	Screw-On Railing Connector	2	Pc	2	39263000
BOM-Code	9243165	Total Set	MRP: 6,917				83021090
	ArciTech White 550 mm pot & pan with railing, Height 186 mm, 40 kg						
	9121251	9121251	Drawer side profile, L	1	Pc	1	94039010
	9121252	9121252	Drawer side profile, R	1	Pc	1	94039010
	9123006	9123006	Cover Cap	2	Pc	2	39269097
	9121845	9121845	Rear panel Connector, L	1	Pc	1	83024200
	9121846	9121846	Rear panel Connector, R	1	Pc	1	83024200
	9123011	9123011	Screw-On Front Connector	2	Pc	2	83024200
	9239293	9239293	Actro runner, L	1	Pc	1	83024200
	9239294	9239294	Actro runner, R	1	Pc	1	83024200
	9122017	9122017	Lengthwise Railing, L	1	Pc	1	94039010
	9122018	9122018	Lengthwise Railing, R	1	Pc	1	94039010
	9127011	9127011	Screw-On Railing Connector	2	Pc	2	39263000
BOM-Code	9243166	Total Set	MRP: 7,143				83021090
	ArciTech White 450 mm pot & pan with railing, Height 186 mm, 60 kg						
	9121247	9121247	Drawer side profile, L	1	Pc	1	94039010
	9121248	9121248	Drawer side profile, R	1	Pc	1	94039010
	9123006	9123006	Cover Cap	2	Pc	2	39269097
	9121845	9121845	Rear panel Connector, L	1	Pc	1	83024200
	9121846	9121846	Rear panel Connector, R	1	Pc	1	83024200
	9123011	9123011	Screw-On Front Connector	2	Pc	2	83024200
	9239285	9239285	Actro runner, L	1	Pc	1	83024200
	9239286	9239286	Actro runner, R	1	Pc	1	83024200
	9121997	9121997	Lengthwise Railing, L	1	Pc	1	73269098
	9121998	9121998	Lengthwise Railing, R	1	Pc	1	73269098
	9127011	9127011	Screw-On Railing Connector	2	Pc	2	39263000
BOM-Code	9243167	Total Set	MRP: 7,810				83021090

Drawer System ArciTech

► Drawer height 186 mm



Product	Article No.	SAP	Item Description	Qty.	Unit	PU	HS Code
ArciTech White 500 mm pot & pan with railing, Height 186 mm, 70 kg							
	9121249	9121249	Drawer side profile, L	1	Pc	1	94039010
	9121250	9121250	Drawer side profile, R	1	Pc	1	94039010
	9123006	9123006	Cover Cap	2	Pc	2	39269097
	9121845	9121845	Rear panel Connector, L	1	Pc	1	83024200
	9121846	9121846	Rear panel Connector, R	1	Pc	1	83024200
	9123011	9123011	Screw-On Front Connector	2	Pc	2	83024200
	9239289	9239289	Actro runner, L	1	Pc	1	83024200
	9239290	9239290	Actro runner, R	1	Pc	1	83024200
	9122007	9122007	Lengthwise Railing, L	1	Pc	1	73269098
	9122008	9122008	Lengthwise Railing, R	1	Pc	1	73269098
9127011	9127011	Screw-On Railing Connector	2	Pc	2	39263000	
BOM-Code	9243168	Total Set	MRP: 7,810				83021090
ArciTech White 550 mm pot & pan with railing, Height 186 mm, 70 kg							
	9121251	9121251	Drawer side profile, L	1	Pc	1	94039010
	9121252	9121252	Drawer side profile, R	1	Pc	1	94039010
	9123006	9123006	Cover Cap	2	Pc	2	39269097
	9121845	9121845	Rear panel Connector, L	1	Pc	1	83024200
	9121846	9121846	Rear panel Connector, R	1	Pc	1	83024200
	9123011	9123011	Screw-On Front Connector	2	Pc	2	83024200
	9239295	9239295	Actro runner, L	1	Pc	1	83024200
	9239296	9239296	Actro runner, R	1	Pc	1	83024200
	9122017	9122017	Lengthwise Railing, L	1	Pc	1	94039010
	9122018	9122018	Lengthwise Railing, R	1	Pc	1	94039010
9127011	9127011	Screw-On Railing Connector	2	Pc	2	39263000	
BOM-Code	9243169	Total Set	MRP: 8,035				83021090



Drawer System ArciTech

► Drawer height 186 mm



Product	Article No.	SAP	Item Description	Qty.	Unit	PU	HS Code
	ArciTech Anthracite 450 mm pot & pan with railing, Height 186 mm, 40 kg						
	9121289	9121289	Drawer side profile, L	1	Pc	1	94039010
	9121290	9121290	Drawer side profile, R	1	Pc	1	94039010
	9123005	9123005	Cover Cap	2	Pc	2	39269097
	9121847	9121847	Rear panel Connector, L	1	Pc	1	83024200
	9121848	9121848	Rear panel Connector, R	1	Pc	1	83024200
	9123011	9123011	Screw-On Front Connector	2	Pc	2	83024200
	9239283	9239283	Actro runner, L	1	Pc	1	83024200
	9239284	9239284	Actro runner, R	1	Pc	1	83024200
	9121995	9121995	Lengthwise Railing, L	1	Pc	1	73269098
	9121996	9121996	Lengthwise Railing, R	1	Pc	1	73269098
9127011	9127011	Screw-On Railing Connector	2	Pc	2	39263000	
BOM-Code	9243174	Total Set	MRP: 6,917				83021090
	ArciTech Anthracite 500 mm pot & pan with railing, Height 186 mm, 40 kg						
	9121291	9121291	Drawer side profile, L	1	Pc	1	94039010
	9121292	9121292	Drawer side profile, R	1	Pc	1	94039010
	9123005	9123005	Cover Cap	2	Pc	2	39269097
	9121847	9121847	Rear panel Connector, L	1	Pc	1	83024200
	9121848	9121848	Rear panel Connector, R	1	Pc	1	83024200
	9123011	9123011	Screw-On Front Connector	2	Pc	2	83024200
	9239287	9239287	Actro runner, L	1	Pc	1	83024200
	9239288	9239288	Actro runner, R	1	Pc	1	83024200
	9122005	9122005	Lengthwise Railing, L	1	Pc	1	73269098
	9122006	9122006	Lengthwise Railing, R	1	Pc	1	73269098
9127011	9127011	Screw-On Railing Connector	2	Pc	2	39263000	
BOM-Code	9243175	Total Set	MRP: 6,917				83021090
	ArciTech Anthracite 550 mm pot & pan with railing, Height 186 mm, 40 kg						
	9121293	9121293	Drawer side profile, L	1	Pc	1	94039010
	9121294	9121294	Drawer side profile, R	1	Pc	1	94039010
	9123005	9123005	Cover Cap	2	Pc	2	39269097
	9121847	9121847	Rear panel Connector, L	1	Pc	1	83024200
	9121848	9121848	Rear panel Connector, R	1	Pc	1	83024200
	9123011	9123011	Screw-On Front Connector	2	Pc	2	83024200
	9239293	9239293	Actro runner, L	1	Pc	1	83024200
	9239294	9239294	Actro runner, R	1	Pc	1	83024200
	9122015	9122015	Lengthwise Railing, L	1	Pc	1	73269098
	9122016	9122016	Lengthwise Railing, R	1	Pc	1	73269098
9127011	9127011	Screw-On Railing Connector	2	Pc	2	39263000	
BOM-Code	9243176	Total Set	MRP: 7,141				83021090
	ArciTech Anthracite 450 mm pot & pan with railing, Height 186 mm, 60 kg						
	9121289	9121289	Drawer side profile, L	1	Pc	1	94039010
	9121290	9121290	Drawer side profile, R	1	Pc	1	94039010
	9123005	9123005	Cover Cap	2	Pc	2	39269097
	9121847	9121847	Rear panel Connector, L	1	Pc	1	83024200
	9121848	9121848	Rear panel Connector, R	1	Pc	1	83024200
	9123011	9123011	Screw-On Front Connector	2	Pc	2	83024200
	9239285	9239285	Actro runner, L	1	Pc	1	83024200
	9239286	9239286	Actro runner, R	1	Pc	1	83024200
	9121995	9121995	Lengthwise Railing, L	1	Pc	1	73269098
	9121996	9121996	Lengthwise Railing, R	1	Pc	1	73269098
9127011	9127011	Screw-On Railing Connector	2	Pc	2	39263000	
BOM-Code	9243177	Total Set	MRP: 7,812				83021090

Drawer System ArciTech

► Drawer height 186 mm



Product	Article No.	SAP	Item Description	Qty.	Unit	PU	HS Code
ArciTech Antracite 500 mm pot & pan with railing, Height 186 mm, 70 kg							
	9121291	9121291	Drawer side profile, L	1	Pc	1	94039010
	9121292	9121292	Drawer side profile, R	1	Pc	1	94039010
	9123005	9123005	Cover Cap	2	Pc	2	39269097
	9121847	9121847	Rear panel Connector, L	1	Pc	1	83024200
	9121848	9121848	Rear panel Connector, R	1	Pc	1	83024200
	9123011	9123011	Screw-On Front Connector	2	Pc	2	83024200
	9239289	9239289	Actro runner, L	1	Pc	1	83024200
	9239290	9239290	Actro runner, R	1	Pc	1	83024200
	9122005	9122005	Lengthwise Railing, L	1	Pc	1	73269098
	9122006	9122006	Lengthwise Railing, R	1	Pc	1	73269098
9127011	9127011	Screw-On Railing Connector	2	Pc	2	39263000	
BOM-Code	9243178	Total Set				MRP: 7,812	83021090

ArciTech Anthracite 550 mm pot & pan with railing, Height 186 mm, 70 kg							
	9121293	9121293	Drawer side profile, L	1	Pc	1	94039010
	9121294	9121294	Drawer side profile, R	1	Pc	1	94039010
	9123005	9123005	Cover Cap	2	Pc	2	39269097
	9121847	9121847	Rear panel Connector, L	1	Pc	1	83024200
	9121848	9121848	Rear panel Connector, R	1	Pc	1	83024200
	9123011	9123011	Screw-On Front Connector	2	Pc	2	83024200
	9239295	9239295	Actro runner, L	1	Pc	1	83024200
	9239296	9239296	Actro runner, R	1	Pc	1	83024200
	9122015	9122015	Lengthwise Railing, L	1	Pc	1	73269098
	9122016	9122016	Lengthwise Railing, R	1	Pc	1	73269098
9127011	9127011	Screw-On Railing Connector	2	Pc	2	39263000	
BOM-Code	9243179	Total Set				MRP: 8,032	83021090



Drawer System ArciTech

► Accessories



Product	Article No.	SAP	Item Description	Qty.	Unit	PU	MRP	HS Code
	Accessories for ArciTech Silver 500 / 550 mm							
	9122920	9122920	ArciTech Topside- 500 mm	1	Set	1	2,791	73269098
	9122988	9122988	ArciTech DesignSide- 500 mm	1	Set	1	1,961	70200080
	9122989	9122989	ArciTech DesignSide- 550 mm	1	Set	1	1,997	70200080
	9122973	9122973	ArciTech DesignSide Adapter	1	Set	1	1,426	83024200
	ArciTech Silver, front panel, Internal Drawer height 94 / 186 mm							
	9122799	9122799	94 / 600 mm	1	Pc	15	3,046	94039010
	9122853	9122853	186 / 600 mm	1	Pc	15	4,102	94039010
	9122801	9122801	94 / 900 mm	1	Pc	15	4,263	94039010
	9122855	9122855	186 / 900 mm	1	Pc	15	5,271	94039010
	9192204	9192204	Aluminium front panel, L 2000 mm	1	Pc	1	4,011	76042990
	9182706	9182706	Railing for Aluminium front panel	1	Pc	1	2,553	73066192
	9123083	9123083	Front connector H 94	1	Pc	15	1,426	83024200
	9123089	9123089	Front connector H 186	1	Pc	15	2,353	83024200
	9192208	9192208	Glass Profile C for front panel, L 2000	1	Pc	1	3,031	76042990
	Accessories for ArciTech White 500 / 550 mm							
	9122988	9122988	ArciTech DesignSide- 500 mm	1	Set	1	1,961	70200080
	9122989	9122989	ArciTech DesignSide- 550 mm	1	Set	1	1,997	70200080
	9122975	9122975	ArciTech DesignSide Adapter	1	Set	15	1,426	83024200
	ArciTech White 500 mm, front panel, Internal drawer height 94 / 186 mm							
	9122862	9122862	ArciTech front panel 186 / 600 mm	1	Set	15	3,914	94039010
	9123090	9123090	Front connector H 186	1	Set	15	2,353	83024200
	9182714	9182714	Railing for Aluminium Front	1	Pc	1	2,553	73066192
			Note: Aluminium Front Panel L 2000 mm- 9192206 available on request					
	Accessories for ArciTech Anthracite 500 / 550 mm							
	9122921	9122921	ArciTech Topside- 500 mm	1	Set	1	2,791	73269098
	9122988	9122988	ArciTech DesignSide- 500 mm	1	Set	1	1,961	70200080
	9122989	9122989	ArciTech DesignSide- 550 mm	1	Set	1	1,997	70200080
	9122974	9122974	ArciTech DesignSide Adapter	1	Set	1	1,426	83024200
	ArciTech Anthracite, front panel, Internal drawer height 94 / 186 mm							
	9140089	9140089	94 / 600 mm	1	Set	15	3,046	94039010
	9140107	9140107	186 / 600 mm	1	Set	15	4,102	94039010
	9192205	9192205	Aluminium front panel, L 2000 mm	1	Pc	1	5,675	76042990
	9140121	9140121	Front connector H 94	1	Pc	15	1,854	83024200

Drawer System ArciTech

► Accessories



Product	Article No.	SAP	Item Description	Qty.	Unit	PU	MRP	HS Code
	OrgaTray 570 Silver (Adjustable Partition Cutlery)							
	9134992	9134992	For NL 500 mm depth, cabinet width 600 mm	1	Set	1	2,232	39249000
	9134994	9134994	For NL 500 mm depth, cabinet width 900 mm	1	Set	1	3,981	39249000
	OrgaTray 440 Trimmable (Fixed Partition Cutlery)							
	9194924	9194924	Tray width 501-600 mm, depth 380-440 mm	1	Pc	1	713	39249000
	9194934	9194934	Tray width 351-400 mm, depth 441-520 mm	1	Pc	1	537	39249000
	9194935	9194935	Tray width 401-450 mm, depth 441-520 mm	1	Pc	1	567	39249000
	9194936	9194936	Tray width 451-500 mm, depth 441-520 mm	1	Pc	1	621	39249000
	9194937	9194937	Tray width 501-600 mm, depth 441-520 mm	1	Pc	1	739	39249000
	9194938	9194938	Tray width 601-700 mm, Depth 441- 520 mm	1	Pc	1	2,888	39249000
	9194939	9194939	Tray width 701-800 mm, depth 441-520 mm	1	Pc	1	1,416	39249000
	9194940	9194940	Tray width 801-900 mm, depth 441-520 mm	1	Pc	1	1,488	39249000
	OrgaStore 400 customised width							
	9182706	9182706	Crosswise railing 2000 mm silver	1	Pc	1	2,553	73066192
	9182222	9182222	Adapter anthracite	1	Pc	1	148	39269097
	9182225	9182225	Lengthwise divider anthracite	1	Pc	1	329	39269097
	9182714	9182714	Crosswise railing 2000 mm white	1	Pc	1	2,553	73066192
	9182712	9182712	Crosswise railing 2000 mm anthracite	1	Pc	1	2,553	73066192
	OrgaStore 230 Oak							
	9199647	9199647	OrgaStore 230 B600 T500 Oak	1	Pc	1	6,418	44199090
	9190578	9190578	OrgaStore 230 Separator Oak	1	Pc	1	3,130	44199090
	OrgaTray 630 (Powder Coated Steel Cutlery)							
	9278320	9278320	OrgaTray 630 for depth 550 mm Anthracite	1	Pc	1	5,770	73239900
	9278332	9278332	OrgaTray 630 for 500 mm depth White	1	Pc	1	5,550	73269098

Drawer System ArciTech

► Accessories



Product	Article No.	SAP	Item Description	Qty.	Unit	PU	MRP	HS Code
Anti-slip mat for ArciTech								
	Anti-slip mat - Classic (5 m roll)							
	9209580	9209580	500 mm NL PVC, Anthracite	1	Pc	1	7,111	39269097
	Anti-slip mat - Hard Chequered (5 m roll)							
	9290041	9290041	Anti slip mat W5000 D500 CA930 Silver	1	Pc	1	1,584	39181090
	9290042	9290042	Anti slip mat W5000 D550 CA930 Silver	1	Pc	1	1,740	39181090
	9290053	9290053	Anti slip mat W5000 D500 CA930 Anthracite	1	Pc	1	1,584	39181090
	9290054	9290054	Anti slip mat W5000 D550 CA930 Anthracite	1	Pc	1	1,740	39181090
	Anti-slip mat - Soft Fine Chequered (5 m roll)							
	9290045	9290045	Anti slip mat W5000 D500 CA009 Silver	1	Pc	1	3,547	39181090
	9290046	9290046	Anti slip mat W5000 D550 CA009 Silver	1	Pc	1	3,909	39181090
	9290057	9290057	Anti slip mat W5000 D500 CA009 Anthracite	1	Pc	1	3,547	39181090
	9290058	9290058	Anti slip mat W5000 D550 CA009 Anthracite	1	Pc	1	3,909	39181090
	Anti-slip mat- Big Dots (5 m roll)							
	9290049	9290049	Anti slip mat W5000 D500 CA006 Silver	1	Pc	1	3,391	39181090
	9290050	9290050	Anti slip mat W5000 D550 CA006 Silver	1	Pc	1	3,748	39181090
	9290061	9290061	Anti slip mat W5000 D500 CA006 Anthracite	1	Pc	1	3,391	39181090
	9290062	9290062	Anti slip mat W5000 D550 CA006 Anthracite	1	Pc	1	3,748	39181090
	ArciTech Support Materials							
	9123080	9123080	Front Stabiliser (Recommended for >= 600 mm front fascia width)	1	Pc	1	288	39263000
	9122998	9122998	DesignSide Connectors	1	Pc	1	1,249	83024200
	Connector for front							
	9140123	9140123	Connector for Front - Anthracite	1	Set	1	2,353	83024200
	9123091	9123091	Connector for Front - Champagne	1	Set	1	2,585	83024200
	ArciTech Back Panel							
	9121420	9121420	Back Panel - Anthracite - 94 mm 900 W	1	Pc	1	853	94039010
	9121576	9121576	Back Panel - Anthracite - 186 mm 900 W	1	Pc	1	1,395	94039010
	ArciTech Back Panel Connector							
	9121851	9121851	Back panel connector Silver Left-218 mm	1	Pc	1	416	83024200
	9121852	9121852	Back panel connector Silver Right--218 mm	1	Pc	1	416	83024200
	9121867	9121867	Back panel connector Silver Left-282 mm	1	Pc	1	614	83024200
	9121868	9121868	Back panel connector Silver Right--282 mm	1	Pc	1	614	83024200
	9121853	9121853	Back panel connector White Left-218 mm	1	Pc	1	416	83024200
	9121854	9121854	Back panel connector White Right -218 mm	1	Pc	1	416	83024200
	9121855	9121855	Back panel connector Anthracite Left-218 mm	1	Pc	1	416	83024200
	9121856	9121856	Back panel connector Anthracite Right -218 mm	1	Pc	1	416	83024200

Drawer System ArciTech

► Accessories



Product	Article No.	SAP	Item Description	Qty.	Unit	PU	MRP	HS Code
ArciTech Drawer Side Profile								
	Finish : Silver							
	9121205	9121205	ArciTech - 450 mm-Drawer side profile, L - Silver	1	Pc	1	862	94039010
	9121206	9121206	ArciTech - 450 mm-Drawer side profile, R - Silver	1	Pc	1	862	94039010
	9121207	9121207	ArciTech - 500 mm-Drawer side profile, L - Silver	1	Pc	1	862	94039010
	9121208	9121208	ArciTech - 500 mm-Drawer side profile, R - Silver	1	Pc	1	862	94039010
	9121209	9121209	ArciTech - 550 mm-Drawer side profile, L - Silver	1	Pc	1	969	94039010
	9121210	9121210	ArciTech - 550 mm-Drawer side profile, R - Silver	1	Pc	1	969	94039010
	9121211	9121211	ArciTech - 650 mm-Drawer side profile, L - Silver	1	Pc	1	1,005	94039010
	9121212	9121212	ArciTech - 650 mm-Drawer side profile, R - Silver	1	Pc	1	1,005	94039010
	Finish : White							
	9121247	9121247	ArciTech - 450 mm-Drawer side profile, L-White	1	Pc	1	917	94039010
	9121248	9121248	ArciTech - 450 mm-Drawer side profile, R-White	1	Pc	1	917	94039010
	9121249	9121249	ArciTech - 500 mm-Drawer side profile, L-White	1	Pc	1	917	94039010
	9121250	9121250	ArciTech - 500 mm-Drawer side profile, R-White	1	Pc	1	917	94039010
	9121251	9121251	ArciTech - 550 mm-Drawer side profile, L-White	1	Pc	1	1,025	94039010
	9121252	9121252	ArciTech - 550 mm-Drawer side profile, R-White	1	Pc	1	1,025	94039010
	Finish : Anthracite							
	9121289	9121289	ArciTech-450 mm-Drawer side profile, L-Anthracite	1	Pc	1	923	94039010
	9121290	9121290	ArciTech-450 mm-Drawer side profile, R-Anthracite	1	Pc	1	923	94039010
	9121291	9121291	ArciTech-500 mm-Drawer side profile, L-Anthracite	1	Pc	1	923	94039010
	9121292	9121292	ArciTech-500 mm-Drawer side profile, R-Anthracite	1	Pc	1	923	94039010
	9121293	9121293	ArciTech-550 mm-Drawer side profile, L-Anthracite	1	Pc	1	1,029	94039010
	9121294	9121294	ArciTech-550 mm-Drawer side profile, R-Anthracite	1	Pc	1	1,029	94039010
Lengthwise railing								
	Finish : Silver							
	9121993	9121993	Lengthwise Railing, L - 450 mm - Silver	1	Pc	1	375	73269098
	9121994	9121994	Lengthwise Railing, R - 450 mm - Silver	1	Pc	1	375	73269098
	9122003	9122003	Lengthwise Railing, L - 500 mm - Silver	1	Pc	1	375	73269098
	9122004	9122004	Lengthwise Railing, R - 500 mm - Silver	1	Pc	1	375	73269098
	9122013	9122013	Lengthwise Railing, L - 550 mm - Silver	1	Pc	1	375	73269098
	9122014	9122014	Lengthwise Railing, R - 550 mm - Silver	1	Pc	1	375	73269098
	9122033	9122033	Lengthwise Railing, L - 650 mm - Silver	1	Pc	1	375	73269098
	9122034	9122034	Lengthwise Railing, R - 650 mm - Silver	1	Pc	1	375	73269098
	9127011	9127011	Screw-on Railing connector	1	Pc	1	45	39263000
	Finish : White							
	9121997	9121997	Lengthwise Railing, L - 450 mm - White	1	Pc	1	454	73269098
	9121998	9121998	Lengthwise Railing, R - 450 mm - White	1	Pc	1	454	73269098
	9122007	9122007	Lengthwise Railing, L - 500 mm - White	1	Pc	1	454	73269098
	9122008	9122008	Lengthwise Railing, R - 500 mm - White	1	Pc	1	454	73269098
	9122017	9122017	Lengthwise Railing, L - 550 mm - White	1	Pc	1	454	94039010
	9122018	9122018	Lengthwise Railing, R - 550 mm - White	1	Pc	1	454	94039010
9127011	9127011	Screw-on Railing connector	1	Pc	1	45	39263000	

Drawer System ArciTech

► Accessories



Product	Article No.	SAP	Item Description	Qty.	Unit	PU	MRP	HS Code
	Finish : Anthracite							
	9121995	9121995	Lengthwise Railing, L - 450 mm - Anthracite	1	Pc	1	454	73269098
	9121996	9121996	Lengthwise Railing, R - 450 mm - Anthracite	1	Pc	1	454	73269098
	9122005	9122005	Lengthwise Railing, L - 500 mm - Anthracite	1	Pc	1	454	73269098
	9122006	9122006	Lengthwise Railing, R - 500 mm - Anthracite	1	Pc	1	454	73269098
	9122015	9122015	Lengthwise Railing, L - 550 mm - Anthracite	1	Pc	1	454	73269098
	9122016	9122016	Lengthwise Railing, R - 550 mm - Anthracite	1	Pc	1	454	73269098
9127011	9127011	Screw-on Railing connector	1	Pc	1	45	39263000	

Rear Panel Connector

	Finish : Silver							
	9121827	9121827	Rear panel Connector, L - 94 mm - Silver	1	Pc	1	241	83024200
	9121828	9121828	Rear panel Connector, R - 94 mm - Silver	1	Pc	1	241	83024200
	9121843	9121843	Rear panel Connector, L - 186 mm - Silver	1	Pc	1	380	83024200
9121844	9121844	Rear panel Connector, R- 186 mm - Silver	1	Pc	1	380	83024200	

	Finish : White							
	9121829	9121829	Rear panel Connector, L - 94 mm - White	1	Pc	1	292	83024200
	9121830	9121830	Rear panel Connector, R - 94 mm - White	1	Pc	1	292	83024200
	9121845	9121845	Rear panel Connector, L - 186 mm - White	1	Pc	1	351	83024200
9121846	9121846	Rear panel Connector, R - 186 mm - White	1	Pc	1	351	83024200	





	Finish : Anthracite							
	9121831	9121831	Rear panel Connector, L - 94 mm - Anthracite	1	Pc	1	292	83024200
	9121832	9121832	Rear panel Connector, R - 94 mm - Anthracite	1	Pc	1	292	83024200
	9121847	9121847	Rear panel Connector, L - 186 mm - Anthracite	1	Pc	1	351	83024200
9121848	9121848	Rear panel Connector, R - 186 mm - Anthracite	1	Pc	1	351	83024200	



Drawer System ArciTech

► Accessories



Product	Article No.	SAP	Item Description	Qty.	Unit	PU	MRP	HS Code
ArciTech Cover Cap								
	9123005	9123005	Cover Cap - Sliver	2	Pc	2	64	39269097
	9123006	9123006	Cover Cap - White	2	Pc	2	77	39269097
	9123005	9123005	Cover Cap - Anthracite	2	Pc	2	64	39269097
Push to open Silent opening system for ArciTech								
	9241050	9241050	PTO Silent System Set up to 10 Kg - 40 Kg	1	Set	1	4,078	39263090
	9241051	9241051	PTO Silent System Set up to 20 Kg - 80 Kg	1	Set	1	4,078	39263000
Synchronisation Mechanism for 600 mm and above drawer carcass widths								
	9236718	9236718	Synchronisation Bar - 2000 mm	1	Pc	100	683	83024200
	9221295	9221295	Mid Connector	1	Pc	20	105	39269097
Actro Runners								
	Actro Runners 40 kg							
	9239283	9239283	Actro runner, 450 mm L - 40 Kg	1	Pc	1	1,514	83024200
	9239284	9239284	Actro runner, 450 mm R - 40 Kg	1	Pc	1	1,514	83024200
	9239287	9239287	Actro runner, 500 mm L - 40 Kg	1	Pc	1	1,514	83024200
	9239288	9239288	Actro runner, 500 mm R - 40 Kg	1	Pc	1	1,514	83024200
	9239293	9239293	Actro runner, 550 mm L - 40 Kg	1	Pc	1	1,520	83024200
	9239294	9239294	Actro runner, 550 mm R - 40 Kg	1	Pc	1	1,520	83024200
	Actro Runners 70/60 kg							
	9239285	9239285	Actro runner, 450 mm L - 60 Kg	1	Pc	1	1,960	83024200
	9239286	9239286	Actro runner, 450 mm R - 60 Kg	1	Pc	1	1,960	83024200
	9239289	9239289	Actro runner, 500 mm L - 70 Kg	1	Pc	1	1,960	83024200
	9239290	9239290	Actro runner, 500 mm R - 70 Kg	1	Pc	1	1,960	83024200
	9239295	9239295	Actro runner, 550 mm L - 70 Kg	1	Pc	1	1,965	83024200
	9239296	9239296	Actro runner, 550 mm R - 70 Kg	1	Pc	1	1,965	83024200
	9239301	9239301	Actro runner, 650 mm L - 70 Kg	1	Pc	1	2,150	83024200
9239302	9239302	Actro runner, 650 mm R - 70 Kg	1	Pc	1	2,150	83024200	









Drawer System InnoTech

- ▶ Drawer height 70 mm
- ▶ Silver






Product	Article No.	SAP	Item Description	Qty.	Unit	PU	HS Code
	InnoTech- 350 mm (30 Kg) Full Extn. Silent						
	1062015	9019693	Drawer side profile, L	1	Pc	1	94039010
	1062016	9019694	Drawer side profile, R	1	Pc	1	94039010
	1065191	1065191	Screw-On Front Connector	2	Pc	2	39263000
	45310-L	9126554	Quadro-V6	1	Pc	1	83024200
	45310-R	9126555	Quadro-V6	1	Pc	1	83024200
	1062501	1062501	Rear panel Connector, L	1	Pc	1	83024200
	1062502	1062502	Rear panel Connector, R	1	Pc	1	83024200
	9194646	9194646	Cover Cap Grey	2	Pc	2	39269097
BOM-Code	9243083	Total Set	MRP: 5,406				83021090
	InnoTech- 420 mm (30 Kg) Full Extn. Silent						
	1062017	9015786	Drawer side profile, L	1	Pc	1	94039010
	1062018	9015787	Drawer side profile, R	1	Pc	1	94039010
	1065191	1065191	Screw-On Front Connector	2	Pc	2	39263000
	45311-L	9126558	Quadro-V6	1	Pc	1	83024200
	45311-R	9126559	Quadro-V6	1	Pc	1	83024200
	1062501	1062501	Rear panel Connector, L	1	Pc	1	83024200
	1062502	1062502	Rear panel Connector, R	1	Pc	1	83024200
	9194646	9194646	Cover Cap Hettich logo Grey Background	2	Pc	2	39269097
BOM-Code	9243084	Total Set	MRP: 5,402				83021090
	InnoTech- 470 mm (30 Kg) Full Extn. Silent						
	1062019	9015793	Drawer side profile, L	1	Pc	1	94039010
	1062020	9015794	Drawer side profile, R	1	Pc	1	94039010
	1065191	1065191	Screw-On Front Connector	2	Pc	2	39263000
	45312-L	9126556	Quadro-V6	1	Pc	1	83024200
	45312-R	9126557	Quadro-V6	1	Pc	1	83024200
	1062501	1062501	Rear panel Connector, L	1	Pc	1	83024200
	1062502	1062502	Rear panel Connector, R	1	Pc	1	83024200
	9194646	9194646	Cover Cap Grey	2	Pc	2	39269097
BOM-Code	9243085	Total Set	MRP: 4,926				83021090
	InnoTech- 520 mm (30 Kg) Full Extn. Silent						
	1062521	9015811	Drawer side profile, L	1	Pc	1	94039010
	1062522	9015812	Drawer side profile, R	1	Pc	1	94039010
	1065191	1065191	Screw-On Front Connector	2	Pc	2	39263000
	45313-L	9126562	Quadro-V6	1	Pc	1	83024200
	45313-R	9126563	Quadro-V6	1	Pc	1	83024200
	1062501	1062501	Rear panel Connector, L	1	Pc	1	83024200
	1062502	1062502	Rear panel Connector, R	1	Pc	1	83024200
	9194646	9194646	Cover Cap Grey	2	Pc	2	39269097
BOM-Code	9243086	Total Set	MRP: 5,146				83021090

Drawer System InnoTech

- ▶ Drawer height 70 mm
- ▶ Silver




Product	Article No.	SAP	Item Description	Qty.	Unit	PU	HS Code
	InnoTech- 420 mm (50 Kg) Full Extn. Silent						
	1062017	9015786	Drawer side profile, L	1	Pc	1	94039010
	1062018	9015787	Drawer side profile, R	1	Pc	1	94039010
	1065191	1065191	Screw-On Front Connector	2	Pc	2	39263000
	48360-L	9102862	Quadro-V6+	1	Pc	1	83024200
	48360-R	9102864	Quadro-V6+	1	Pc	1	83024200
	1062501	1062501	Rear panel Connector, L	1	Pc	1	83024200
	1062502	1062502	Rear panel Connector, R	1	Pc	1	83024200
	9194646	9194646	Cover Cap Grey	2	Pc	2	39269097
	BOM-Code	9243087	Total Set	MRP: 6,410			
	InnoTech- 470 mm (50 Kg) Full Extn. Silent						
	1062019	9015793	Drawer side profile, L	1	Pc	1	94039010
	1062020	9015794	Drawer side profile, R	1	Pc	1	94039010
	1065191	1065191	Screw-On Front Connector	2	Pc	2	39263000
	48361-L	9133792	Quadro-V6+	1	Pc	1	83024200
	48361-R	9133793	Quadro-V6+	1	Pc	1	83024200
	1062501	1062501	Rear panel Connector, L	1	Pc	1	83024200
	1062502	1062502	Rear panel Connector, R	1	Pc	1	83024200
	9194646	9194646	Cover Cap Grey	2	Pc	2	39269097
	BOM-Code	9243088	Total Set	MRP: 5,912			
	InnoTech- 520 mm (50 Kg) Full Extn. Silent						
	1062521	9015811	Drawer side profile, L	1	Pc	1	94039010
	1062522	9015812	Drawer side profile, R	1	Pc	1	94039010
	1065191	1065191	Screw-On Front Connector	2	Pc	2	39263000
	48362-L	9102868	Quadro-V6+	1	Pc	1	83024200
	48362-R	9102870	Quadro-V6+	1	Pc	1	83024200
	1062501	1062501	Rear panel Connector, L	1	Pc	1	83024200
	1062502	1062502	Rear panel Connector, R	1	Pc	1	83024200
	9194646	9194646	Cover Cap Grey	2	Pc	2	39269097
	BOM-Code	9243089	Total Set	MRP: 6,146			
	InnoTech- 620 mm (50 Kg) Full Extn. Silent						
	1077781	1077781	Drawer side profile, L	1	Pc	1	94039010
	1077782	1077782	Drawer side profile, R	1	Pc	1	94039010
	1065191	1065191	Screw-On Front Connector	2	Pc	2	39263000
	40271-L	9126394	Quadro-V6+	1	Pc	1	83024200
	40271-R	9126395	Quadro-V6+	1	Pc	1	83024200
	1062501	1062501	Rear panel Connector, L	1	Pc	1	83024200
	1062502	1062502	Rear panel Connector, R	1	Pc	1	83024200
	9194646	9194646	Cover Cap Grey	2	Pc	2	39269097
	BOM-Code	9243090	Total Set	MRP: 6,912			

Drawer System InnoTech

- ▶ Pot & pan drawer with railing, height 144 mm
- ▶ Silver







Product	Article No.	SAP	Item Description	Qty.	Unit	PU	HS Code
	InnoTech- 350 mm (30 Kg) Full Extn. Silent						
	1062015	9019693	Drawer side profile H70 mm, L	1	Pc	1	94039010
	1062016	9019694	Drawer side profile H70 mm, R	1	Pc	1	94039010
	1065191	1065191	Screw-On Front Connector	2	Pc	2	39263000
	45310-L	9126554	Quadro-V6	1	Pc	1	83024200
	45310-R	9126555	Quadro-V6	1	Pc	1	83024200
	1070630	1070630	Longitudinal Railing	2	Pc	2	73269098
	9002503	9002503	Railing Connector	2	Pc	2	39269097
	9007355	9007355	Rear panel Connector 144 mm, L	1	Pc	1	83024200
	9007356	9007356	Rear panel Connector 144 mm, R	1	Pc	1	83024200
	9194646	9194646	Cover Cap Grey	2	Pc	2	39269097
BOM-Code	9243091	Total Set	MRP: 6,146				83021090
	InnoTech- 420 mm (30 Kg) Full Extn. Silent						
	1062017	9015786	Drawer side profile H70 mm, L	1	Pc	1	94039010
	1062018	9015787	Drawer side profile H70 mm, R	1	Pc	1	94039010
	1065191	1065191	Screw-On Front Connector	2	Pc	2	39263000
	45311-L	9126558	Quadro-V6	1	Pc	1	83024200
	45311-R	9126559	Quadro-V6	1	Pc	1	83024200
	1063675	1063675	Longitudinal Railing	2	Pc	2	73269098
	9002503	9002503	Railing Connector	2	Pc	2	39269097
	9007355	9007355	Rear panel Connector 144 mm, L	1	Pc	1	83024200
	9007356	9007356	Rear panel Connector 144 mm, R	1	Pc	1	83024200
	9194646	9194646	Cover Cap Grey	2	Pc	2	39269097
BOM-Code	9243092	Total Set	MRP: 6,142				83021090
	InnoTech- 470 mm (30 Kg) Full Extn. Silent						
	1062019	9015793	Drawer side profile H70 mm, L	1	Pc	1	94039010
	1062020	9015794	Drawer side profile H70 mm, R	1	Pc	1	94039010
	1065191	1065191	Screw-On Front Connector	2	Pc	2	39263000
	45312-L	9126556	Quadro-V6	1	Pc	1	83024200
	45312-R	9126557	Quadro-V6	1	Pc	1	83024200
	1062394	1062394	Longitudinal Railing	2	Pc	2	83024200
	9002503	9002503	Railing Connector	2	Pc	2	39269097
	9007355	9007355	Rear panel Connector 144 mm, L	1	Pc	1	83024200
	9007356	9007356	Rear panel Connector 144 mm, R	1	Pc	1	83024200
	9194646	9194646	Cover Cap Grey	2	Pc	2	39269097
BOM-Code	9243093	Total Set	MRP: 5,666				83021090
	InnoTech- 520 mm (30 Kg) Full Extn. Silent						
	1062521	9015811	Drawer side profile H70 mm, L	1	Pc	1	94039010
	1062522	9015812	Drawer side profile H70 mm, R	1	Pc	1	94039010
	1065191	1065191	Screw-On Front Connector	2	Pc	2	39263000
	45313-L	9126562	Quadro-V6	1	Pc	1	83024200
	45313-R	9126563	Quadro-V6	1	Pc	1	83024200
	1063677	1063677	Longitudinal Railing	2	Pc	2	73269098
	9002503	9002503	Railing Connector	2	Pc	2	39269097
	9007355	9007355	Rear panel Connector 144 mm, L	1	Pc	1	83024200
	9007356	9007356	Rear panel Connector 144 mm, R	1	Pc	1	83024200
	9194646	9194646	Cover Cap Grey	2	Pc	2	39269097
BOM-Code	9243094	Total Set	MRP: 5,898				83021090

Drawer System InnoTech

- ▶ Pot & pan drawer with railing, height 144 mm
- ▶ Silver



Product	Article No.	SAP	Item Description	Qty.	Unit	PU	HS Code
	InnoTech- 420 mm (50 Kg) Full Extn.Silent						
	1062017	9015786	Drawer side profile H70 mm, L	1	Pc	1	94039010
	1062018	9015787	Drawer side profile H70 mm, R	1	Pc	1	94039010
	1065191	1065191	Screw-On Front Connector	2	Pc	2	39263000
	48360-L	9102862	Quadro-V6+	1	Pc	1	83024200
	48360-R	9102864	Quadro-V6+	1	Pc	1	83024200
	1063675	1063675	Longitudinal Railing	2	Pc	2	73269098
	9002503	9002503	Railing Connector	2	Pc	2	39269097
	9007355	9007355	Rear panel Connector 144 mm, L	1	Pc	1	83024200
	9007356	9007356	Rear panel Connector 144 mm, R	1	Pc	1	83024200
	9194646	9194646	Cover Cap Grey	2	Pc	2	39269097
BOM-Code	9243095	Total Set	MRP:7,150				83021090
	InnoTech- 470 mm (50 Kg) Full Extn. Silent						
	1062019	9015793	Drawer side profile H70 mm, L	1	Pc	1	94039010
	1062020	9015794	Drawer side profile H70 mm, R	1	Pc	1	94039010
	1065191	1065191	Screw-On Front Connector	2	Pc	2	39263000
	48361-L	9133792	Quadro-V6+	1	Pc	1	83024200
	48361-R	9133793	Quadro-V6+	1	Pc	1	83024200
	1062394	1062394	Longitudinal Railing	2	Pc	2	73269098
	9002503	9002503	Railing Connector	2	Pc	2	39269097
	9007355	9007355	Rear panel Connector 144 mm, L	1	Pc	1	83024200
	9007356	9007356	Rear panel Connector 144 mm, R	1	Pc	1	83024200
	9194646	9194646	Cover Cap Grey	2	Pc	2	39269097
BOM-Code	9243096	Total Set	MRP: 6,652				83021090
	InnoTech- 520 mm (50 Kg) Full Extn. Silent						
	1062521	9015811	Drawer side profile H70 mm, L	1	Pc	1	94039010
	1062522	9015812	Drawer side profile H70 mm, R	1	Pc	1	94039010
	1065191	1065191	Screw-On Front Connector	2	Pc	2	39263000
	48362-L	9102868	Quadro-V6+	1	Pc	1	83024200
	48362-R	9102870	Quadro-V6+	1	Pc	1	83024200
	1063677	1063677	Longitudinal Railing	2	Pc	2	73269098
	9002503	9002503	Railing Connector	2	Pc	2	39269097
	9007355	9007355	Rear panel Connector 144 mm, L	1	Pc	1	83024200
	9007356	9007356	Rear panel Connector 144 mm, R	1	Pc	1	83024200
	9194646	9194646	Cover Cap Grey	2	Pc	2	39269097
BOM-Code	9243097	Total Set	MRP:6,898				83021090
	InnoTech- 620 mm (50 Kg) Full Extn. Silent						
	1077781	1077781	Drawer side profile H70 mm, L	1	Pc	1	94039010
	1077782	1077782	Drawer side profile H70 mm, R	1	Pc	1	94039010
	1065191	1065191	Screw-On Front Connector	2	Pc	2	39263000
	40271-L	9126394	Quadro-V6+	1	Pc	1	83024200
	40271-R	9126395	Quadro-V6+	1	Pc	1	83024200
	1077931	1077931	Longitudinal Railing	2	Pc	2	73269098
	9002503	9002503	Railing Connector	2	Pc	2	39269097
	9007355	9007355	Rear panel Connector 144 mm, L	1	Pc	1	83024200
	9007356	9007356	Rear panel Connector 144 mm, R	1	Pc	1	83024200
	9194646	9194646	Cover Cap Grey	2	Pc	2	39269097
BOM-Code	9243098	Total Set	MRP: 7,652				83021090

Drawer System InnoTech

- ▶ Internal drawer 70 mm & 144 mm, 30 Kg, Drawer, height 70 / 144 mm
- ▶ Silver



Product	Article No.	SAP	Item Description	Qty.	Unit	PU	MRP	HS Code
Internal InnoTech 100- 470 mm (30 Kg) Full Extn. Silent. Alu Front								
	1062019	1062019	Drawer side profile, L	1	Pc	1	834	94039010
	1062020	1062020	Drawer side profile, R	1	Pc	1	834	94039010
	45312-L	45312-L	Quadro-V6	1	Pc	1	1,339	83024200
	45312-R	45312-R	Quadro-V6	1	Pc	1	1,339	83024200
	1062501	1062501	Rear panel Connector, L	1	Pc	1	249	83024200
	1062502	1062502	Rear panel Connector, R	1	Pc	1	249	83024200
	9194646	9194646	Cover Cap Grey	2	Pc	2	34	39269097
	9104108	9104108	Aluminium front 2000 mm	1	Pc	1	7,832	76041090
	9104107	9104107	Connector for aluminium front	1	Set	1	512	39269097

Internal Pot & Pan InnoTech 100- 470 mm (30 Kg) Full Extn. Silent. Aluminium Front								
	1062019	9015793	Drawer side profile, L	1	Pc	1	834	94039010
	1062020	9015794	Drawer side profile, R	1	Pc	1	834	94039010
	45312-L	9126556	Quadro-V6	1	Set	1	1,339	83024200
	45312-R	9126557	Quadro-V6	1	Set	1	1,339	83024200
	9194646	9194646	Cover Cap Grey	2	Pc	2	34	39269097
	9086205	9086205	Aluminum Pot and Pan Front 600 mm 144 H	1	Pc	20	4,355	94039010
	1062394	1062394	Innotech Gallery, 470 mm (Silver)	2	Pc	2	634	83024200
	9007355	9007355	Rear panel Connector 144 mm, L	1	Pc	1	283	83024200
	9007356	9007356	Rear panel Connector 144 mm, R	1	Pc	1	283	83024200
	9104108	9104108	Aluminium front 2000 mm	1	Pc	1	7,832	76041090
	1074009	1074009	Railing for aluminium front	1	Pc	1	1,129	73063011
	9104118	9104118	Corner Connector H144 mm, Set Both L & R	1	Set	1	1,153	39269097









Product	Article No.	SAP	Item Description	Qty.	Unit	PU	HS Code
InnoTech Silver- 470 mm (30 Kg) Part Extn. Silent							
	1062019	9015793	Drawer side profile, L	1	Pc	1	94039010
	1062020	9015794	Drawer side profile, R	1	Pc	1	94039010
	1065191	1065191	Screw-On Front Connector	2	Pc	2	39263000
	9159027	9159027	Quadro 25 - L	1	Pc	1	83024200
	9159028	9159028	Quadro 25 - R	1	Pc	1	83024200
	1062501	1062501	Rear panel Connector, L	1	Pc	1	83024200
	1062502	1062502	Rear panel Connector, R	1	Pc	1	83024200
	9194646	9194646	Cover Cap Grey	2	Pc	2	39269097
BOM-Code	9243102	Total Set	MRP: 4,026				83021090


InnoTech Silver, Pot & Pan- 470 mm (30 Kg) Part Extn. Silent							
	1062019	9015793	Drawer side profile, L	1	Pc	1	94039010
	1062020	9015794	Drawer side profile, R	1	Pc	1	94039010
	1065191	1065191	Screw-On Front Connector	2	Pc	2	39263000
	9159027	9159027	Quadro 25 - L	1	Pc	1	83024200
	9159028	9159028	Quadro 25 - R	1	Pc	1	83024200
	1062394	1062394	Longitudinal Railing	2	Pc	2	83024200
	9002503	9002503	Railing Connector	2	Pc	2	39269097
	9007355	9007355	Rear panel Connector 144mm, L	1	Pc	1	83024200
	9007356	9007356	Rear panel Connector 144mm, R	1	Pc	1	83024200
	9194646	9194646	Cover Cap Grey	2	Pc	2	39269097
BOM-Code	9243103	Total Set	MRP: 4,766				83021090

Drawer System InnoTech

► Accessories







Product	Article No.	SAP	Item Description	Qty.	Unit	PU	MRP	HS Code
	InnoTech TopSide							
	9004315	9004315	H144/470 Silver	1	Set	1	1,434	94039010
	9005411	9005411	H144/520 Silver	1	Set	1	1,250	83024200
	9079648	9079648	Universal Adapter Topside H144 Grey	1	Set	1	759	94039010
	InnoTech DesignSide							
	9100889	9100889	Grey, Float Glass+Adapters 470 mm	1	Set	1	3,081	70200080
	9100890	9100890	Grey, Float Glass+Adapters 520 mm	1	Set	1	3,270	94039000
	9100878	9100878	Innotech Adapter for DesignSide	1	Set	1	1,599	70200080
	InnoTech Rear Panel, Silver							
	1061904	1061904	70mm / 450 mm	1	Pc	1	504	94039010
	1061907	1061907	70mm / 600 mm	1	Pc	1	467	94039010
	1062961	1062961	70mm / 900 mm	1	Pc	1	833	94039010
	9004069	9004069	144mm / 450 mm	1	Pc	1	1,003	94039010
	9004072	9004072	144mm / 600 mm	1	Pc	1	930	94039010
	9004075	9004075	144mm / 900 mm	1	Pc	1	1,437	94039010
	InnoTech Design Profile (Chrome)							
	9068242	9068242	Design Rail 470 mm	1	Pc	20	345	39169090
	9068244	9068244	Design Rail 520 mm	1	Pc	20	373	39169090
Anti-slip mat for InnoTech								
	Anti-slip mat - Classic (5 m roll)							
	9209533	9209533	Anti-slip Mat 470 Silver	1	Pc	1	7,041	39269097
	9209536	9209536	Anti-slip Mat 520 Silver	1	Pc	1	7,170	39269097
	9209568	9209568	Anti-slip Mat 620 Silver	1	Pc	1	9,714	39269097
	9209580	9209580	Anti-slip Mat 500 Anthracite	1	Pc	1	7,111	39269097
	Anti-slip mat - Hard Chequered (5 m roll)							
	9290039	9290039	Anti slip mat W5000 D470 CA930 Silver	1	Pc	1	1,540	39181090
	9290040	9290040	Anti slip mat W5000 D520 CA930 Silver	1	Pc	1	1,709	39181090
	9290051	9290051	Anti slip mat W5000 D470 CA930 Anthracite	1	Pc	1	1,540	39181090
	9290052	9290052	Anti slip mat W5000 D520 CA930 Anthracite	1	Pc	1	1,709	39181090
	Anti-slip mat - Soft Fine Chequered (5 m roll)							
	9290043	9290043	Anti slip mat W5000 D470 CA009 Silver	1	Pc	1	3,458	39181090
	9290044	9290044	Anti slip mat W5000 D520 CA009 Silver	1	Pc	1	3,828	39181090
	9290055	9290055	Anti slip mat W5000 D470 CA009 Anthracite	1	Pc	1	3,458	39181090
	9290056	9290056	Anti slip mat W5000 D520 CA009 Anthracite	1	Pc	1	3,828	39181090
	Anti-slip mat- Big Dots (5 m roll)							
	9290047	9290047	Anti slip mat W5000 D470 CA006 Silver	1	Pc	1	3,302	39181090
	9290048	9290048	Anti slip mat W5000 D520 CA006 Silver	1	Pc	1	3,663	39181090
	9290059	9290059	Anti slip mat W5000 D470 CA006 Anthracite	1	Pc	1	3,302	39181090
	9290060	9290060	Anti slip mat W5000 D520 CA006 Anthracite	1	Pc	1	3,663	39181090

Product	Article No.	SAP	Item Description	Qty.	Unit	PU	MRP	HS Code
	OrgaTray 440 Trimmable (Fixed Partition Cutlery)							
	9194924	9194924	Tray width 501-600 mm, Depth 370 - 440 mm	1	Pc	1	713	39249000
	9194934	9194934	Tray width 351-400 mm, Depth 441- 520 mm	1	Pc	1	537	39249000
	9194935	9194935	Tray width 401-450 mm, Depth 441- 520 mm	1	Pc	1	567	39249000
	9194936	9194936	Tray width 451-500 mm, Depth 441- 520 mm	1	Pc	1	621	39249000
	9194937	9194937	Tray width 501-600 mm, Depth 441- 520 mm	1	Pc	1	739	39249000
	9194938	9194938	Tray width 601-700 mm, Depth 441- 520 mm	1	Pc	1	2,888	39249000
	9194939	9194939	Tray width 701-800 mm, Depth 441- 520 mm	1	Pc	1	1,416	39249000
9194940	9194940	Tray width 801-900 mm, Depth 441- 520 mm	1	Pc	1	1,488	39249000	
	OrgaTray 560 (Adjustable Partition Cutlery)							
	13304	9002439	For 470 mm depth, cab width 450 mm	1	Set	1	1,899	39249000
	13306	9002441	For 470 mm depth, cab width 600 mm	1	Set	1	2,232	39249000
	13307	9005806	For 470 mm depth, cab width 800 mm	1	Set	1	4,257	39249000
	13308	9004427	For 470 mm depth, cab width 900 mm	1	Set	1	4,311	39249000
	13317	9005651	For 520 mm depth, cab width 600 mm	1	Set	1	2,347	39249000
	13319	9005671	For 520 mm depth, cab width 900 mm	1	Set	1	4,681	39249000
	OrgaTray 590 (Adjustable Partition Cutlery)							
	9194891	9194891	For 470 mm depth, cab width 600 mm	1	Set	1	1,878	39249000
9194893	9194893	For 470 mm depth, cab width 900 mm	1	Set	1	3,624	39249000	
	OrgaTray 490 (PVC Cutlery)							
9207241	9207241	For 470 mm depth, for cab width ≥ 450 mm	1	Set	1	1,486	39249000	
	OrgaTray 630 (Powder Coated Steel Cutlery)							
9288441	9288441	For 470 mm depth, for cab width 400 mm & above	1	Set	1	5,495	73239900	
	Orga Stripe Profile							
	9203466	9203466	Orga Profile 1100 mm Grey	1	Pc	1	421	39169090
9203469	9203469	Orga Clip Grey	1	Pc	1	81	39263000	
	OrgaFlag Advanced							
	9194869	9194869	For 470 mm depth, cab width 600 mm	1	Set	1	7,924	39249000
	9194870	9194870	For 470 mm depth, cab width 900 mm	1	Set	1	11,072	39249000
	9194872	9194872	For 520 mm depth, cab width 600 mm	1	Set	1	8,594	39249000
9194873	9194873	For 520 mm depth, cab width 900 mm	1	Set	1	12,077	39249000	

Drawer System InnoTech

► Internal Accessories



Product	Article No.	SAP	Item Description	Qty.	Unit	PU	MRP	HS Code
	Lengthwise railing for wooden rear panel (Add on kit)							
	1081333	1081333	470 mm	1	Set	8	589	73269098
	1081335	1081335	520 mm	1	Set	8	707	73269098
	1081337	1081337	620 mm	1	Set	1	1,292	73269098
	9002503	9002503	Front connector with Expanding socket	2	Pc	2	38	39269097
	Crosswise railing for Pot & Pan drawer							
	10016	10016	Double railing kit 470 mm	1	Set	1	2,261	73269098
	10017	10017	Double railing kit 520 mm	1	Set	1	2,491	94039010
	77924	1074009	Crosswise railing 1100 mm Silver	1	Pc	1	980	73063011
	77925	1070632	Mount for crosswise railing	1	Pc	20	29	39263000
	9014651	9014651	IT Orgastore flag gray	1	Pc	20	312	39269097
Innotech Drawer Side Profile								
	Finish : Silver							
	1062015	9019693	InnoTech- 350 mm-Drawer side profile, L -Silver	1	Pc	1	935	94039010
	1062016	9019694	InnoTech- 350 mm-Drawer side profile, R -Silver	1	Pc	1	935	94039010
	1062017	9015786	InnoTech- 420 mm-Drawer side profile, L -Silver	1	Pc	1	945	94039010
	1062018	9015787	InnoTech- 420 mm-Drawer side profile, R -Silver	1	Pc	1	945	94039010
	1062019	9015793	InnoTech- 470 mm-Drawer side profile, L -Silver	1	Pc	1	834	94039010
	1062020	9015794	InnoTech- 470 mm-Drawer side profile, R -Silver	1	Pc	1	834	94039010
	1062521	9015811	InnoTech- 520 mm-Drawer side profile, L -Silver	1	Pc	1	873	94039010
	1062522	9015812	InnoTech- 520 mm-Drawer side profile, R -Silver	1	Pc	1	873	94039010
	1077781	1077781	InnoTech- 620 mm-Drawer side profile, L -Silver	1	Pc	1	1,051	94039010
1077782	1077782	InnoTech- 620 mm-Drawer side profile, R -Silver	1	Pc	1	1,051	94039010	
Longitudinal railing								
	Finish : Silver							
	1070630	1070630	InnoTech- 350 mm-Longitudinal Railing -Silver	1	Pc	1	317	73269098
	1063675	1063675	InnoTech- 420 mm-Longitudinal Railing -Silver	1	Pc	1	317	73269098
	1062394	1062394	InnoTech- 470 mm-Longitudinal Railing -Silver	1	Pc	1	317	83024200
	1063677	1063677	InnoTech- 520 mm-Longitudinal Railing -Silver	1	Pc	1	323	73269098
	1077931	1077931	InnoTech- 620 mm-Longitudinal Railing -Silver	1	Pc	1	317	73269098
	Connector							
	9002503	9002503	Railing Connector	2	Pc	2	38	39269097
	1065191	1065191	Screw-On Front Connector	2	Pc	2	48	39263000

Drawer System InnoTech

► Internal Accessories



Product	Article No.	SAP	Item Description	Qty.	Unit	PU	MRP	HS Code
Rear Panel Connector								
	Finish : Silver							
	1062501	1062501	Rear panel Connector 70 mm, L -Silver	1	Pc	1	249	83024200
	1062502	1062502	Rear panel Connector70 mm, R -Silver	1	Pc	1	249	83024200
	9007355	9007355	Rear panel Connector 144 mm, L -Silver	1	Pc	1	283	83024200
	9007356	9007356	Rear panel Connector 144 mm, R -Silver	1	Pc	1	283	83024200
Cover Cap								
	9194646	9194646	Cover Cap Grey	2	Pc	2	34	39269097
Quadro V6								
	45310-L	9126554	Innotech 350 mm - Quadro-V6	1	Pc	1	1,478	83024200
	45310-R	9126555	Innotech 350 mm - Quadro-V6	1	Pc	1	1,478	83024200
	45311-L	9126558	InnoTech- 420 mm - Quadro-V6	1	Pc	1	1,466	83024200
	45311-R	9126559	InnoTech- 420 mm - Quadro-V6	1	Pc	1	1,466	83024200
	45312-L	9126556	InnoTech- 470 mm - Quadro-V6	1	Pc	1	1,339	83024200
	45312-R	9126557	InnoTech- 470 mm - Quadro-V6	1	Pc	1	1,339	83024200
	45313-L	9126562	InnoTech- 520 mm - Quadro-V6	1	Pc	1	1,410	83024200
	45313-R	9126563	InnoTech- 520 mm - Quadro-V6	1	Pc	1	1,410	83024200
Quadro V6+								
	48360-L	9102862	InnoTech- 420 mm - Quadro-V6+	1	Pc	1	1,970	83024200
	48360-R	9102864	InnoTech- 420 mm - Quadro-V6+	1	Pc	1	1,970	83024200
	48361-L	9133792	InnoTech- 470 mm - Quadro-V6+	1	Pc	1	1,832	83024200
	48361-R	9133793	InnoTech- 470 mm - Quadro-V6+	1	Pc	1	1,832	83024200
	48362-L	9102868	InnoTech- 520 mm - Quadro-V6+	1	Pc	1	1,910	83024200
	48362-R	9102870	InnoTech- 520 mm - Quadro-V6+	1	Pc	1	1,910	83024200
	40271-L	9126394	InnoTech- 620 mm - Quadro-V6+	1	Pc	1	2,115	83024200
	40271-R	9126395	InnoTech- 620 mm - Quadro-V6+	1	Pc	1	2,115	83024200
Partial Extension								
	9159027	9159027	InnoTech- 470 mm - Quadro 25 - L	1	Pc	1	889	83024200
	9159028	9159028	InnoTech- 470 mm - Quadro 25 - R	1	Pc	1	889	83024200
PTO Full Extension 30 Kg								
	9143499	9143499	InnoTech- 470 mm - Quadro V6 EB 9.5	1	Set	1	4,080	83024200
	9143500	9143500	InnoTech- 520 mm - Quadro V6 EB 9.5	1	Set	1	4,120	83024200



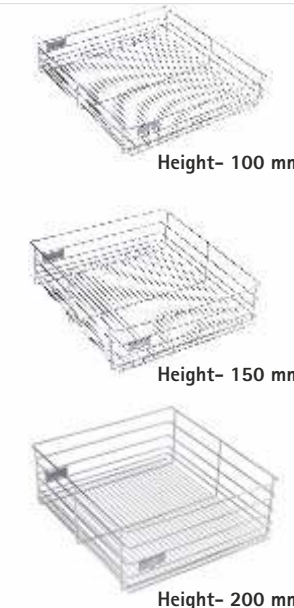
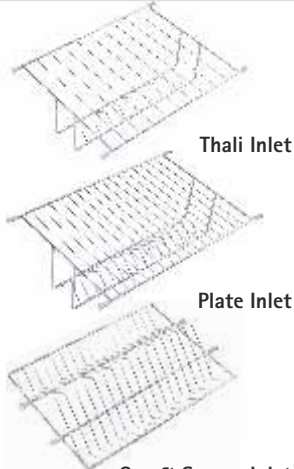
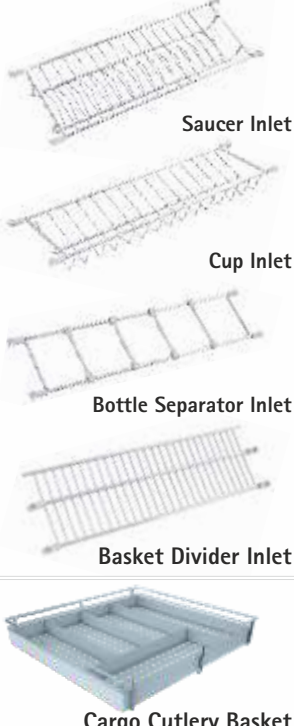
Pull Out Shelf



Cargo IQ 200











Moving Corner

Product	Article No.	SAP	Item Description	Qty.	Unit	PU	MRP	HS Code
CargoTech Plain Wire Basket (For 500 mm depth)								
 <p>Height- 100 mm</p> <p>Height- 150 mm</p> <p>Height- 200 mm</p>	9156381	9156381	(386 x 500 x 100) Cab.450 mm (15" x 20" x 4")	1	Pc	6	3,580	73239390
	9156383	9156383	(386 x 500 x 150) Cab.450 mm (15" x 20" x 6")	1	Pc	4	4,217	73239390
	9156384	9156384	(386 x 500 x 200) Cab.450 mm (15" x 20" x 8")	1	Pc	3	4,860	73239390
	9156385	9156385	(436 x 500 x 100) Cab.500 mm (17" x 20" x 4")	1	Pc	6	3,886	73239390
	9156386	9156386	(436 x 500 x 150) Cab.500 mm (17" x 20" x 6")	1	Pc	4	4,465	73239390
	9156387	9156387	(436 x 500 x 200) Cab.500 mm (17" x 20" x 8")	1	Pc	3	5,143	73239390
	9159547	9159547	(486 x 500 x 100) Cab.550 mm (19" x 20" x 4")	1	Pc	6	4,009	73239390
	9159548	9159548	(486 x 500 x 150) Cab.550 mm (19" x 20" x 6")	1	Pc	4	4,716	73239390
	9159549	9159549	(486 x 500 x 200) Cab.550 mm (19" x 20" x 8")	1	Pc	3	5,423	73239390
	9156388	9156388	(536 x 500 x 100) Cab.600 mm (21" x 20" x 4")	1	Pc	6	4,223	73239390
	9156389	9156389	(536 x 500 x 150) Cab.600 mm (21" x 20" x 6")	1	Pc	4	4,960	73239390
	9156390	9156390	(536 x 500 x 200) Cab.600 mm (21" x 20" x 8")	1	Pc	3	5,697	73239390
9156391	9156391	(836 x 500 x 100) Cab.900 mm (33" x 20" x 4")	1	Pc	6	5,717	73239390	
9156392	9156392	(836 x 500 x 150) Cab.900 mm (33" x 20" x 6")	1	Pc	4	6,678	73239390	
9156393	9156393	(836 x 500 x 200) Cab.900 mm (33" x 20" x 8")	1	Pc	3	7,641	73239390	
CargoTech Inlets (for 500 mm depth)								
 <p>Thali Inlet</p> <p>Plate Inlet</p> <p>Cup & Saucer Inlet</p>	9156342	9156342	Thali Inlet, height-200 mm	1	Pc	5	1,458	73239390
	9156343	9156343	Plate Inlet, height-200 mm	1	Pc	5	1,611	73239390
	9156344	9156344	Cup & Saucer Inlet, height 150 mm	1	Pc	5	1,534	73239390
	9156345	9156345	Saucer Inlet, height 100 mm	1	Pc	10	1,227	73239390
	9156346	9156346	Cup Inlet, height 100 mm	1	Pc	10	1,073	73239390
	9156347	9156347	Bottle Separator Inlet, height 200 mm	1	Pc	3	606	73239390
	9156408	9156408	Basket Divider Inlet, height 100 mm	1	Pc	5	843	73239390
	9156409	9156409	Basket Divider Inlet, height 150 mm	1	Pc	5	920	73239390
	9156410	9156410	Basket Divider Inlet, height 200 mm	1	Pc	5	1,073	73239390
	9190416	9190416	CT Cutlery Inlet for 500 mm depth- 100 mm	1	Pc	10	1,073	73239390
9190417	9190417	CT Cutlery Inlet for 500 mm depth- 144 mm	1	Pc	10	1,151	73239390	
Cargo Cutlery Basket								
 <p>Saucer Inlet</p> <p>Cup Inlet</p> <p>Bottle Separator Inlet</p> <p>Basket Divider Inlet</p> <p>Cargo Cutlery Basket</p>	9275311	9275311	Cargo Cutlery Basket W 436 (436 x 500x 94)	1	Pc	1	3,468	73239390
	9275312	9275312	Cargo Cutlery Basket W 486 (486 x 500x 94)	1	Pc	1	3,735	73239390
	9270287	9270287	Cargo Cutlery Basket W 536 (536 x 500x 94)	1	Pc	1	4,002	73239390



Cargo Cutlery Basket

Product	Article No.	SAP	Item Description	Qty.	Unit	PU	MRP	HS Code
Under Sink Basket Cargo Series								
	9190451	9190451	UnderSink Basket- 900 mm	1	Pc	1	8,432	73239390
Detergent Holder Cargo Series								
	9197058	9197058	Detergent Holder Cargo Series (Recommended shutter width 450 mm)	1	Set	1	2,325	73239390
Dish Drainer Set Cargo Series								
	9206160	9206160	Dish Drainer Set- 600 mm	1	Set	1	5,226	73239390
	9206161	9206161	Dish Drainer Set- 900 mm	1	Set	1	7,275	73239390
Portable Dish Drainer								
	9267212	9267212	Cargo Portable Dish Drainer	1	Pc	1	3,200	73239390
	9190453	9190453	Collecting cargo PVC Tray 600 mm	1	Pc	1	374	39263090
	9267309	9267309	Acrylic sheet Portable Drainer	1	Pc	1	531	39263090
Dish Drainer Set								
	9219096	9219096	Cargo Dish Rack with Draining Board 600 mm	1	Set	1	5,306	94039010
	9219097	9219097	Cargo Dish Rack with Draining Board 900 mm	1	Set	1	7,433	94039010
Fruit-Vegetable Drainer								
	9291303	9291303	Fruit-Vegetable Drainer	1	Set	1	2,376	73239390
Pull Out Shelf - Wall unit								
	9209343	9209343	W 536 mm x D 250 mm x H 41 Cab.600 mm	1	Set	2	2,811	73239390
	9210437	9210437	W 686 mm x D 250 mm x H 41 mm Cab.750 mm	1	Set	2	3,655	73239390
	9209346	9209346	W 836 mm x D 250 mm x H 41 Cab.900 mm	1	Set	2	4,375	73239390
CargoTech Accessories								
	1180142	1180142	Clamps for KA	1	Set	1	56	83024200
	9160975	9160975	Clamps for Quadro	1	Set	1	56	83024200
	9200681	9200681	Cargo IQ 200 Series Clamp for Quadro Left Set	1	Set	1	161	94039000
	9200682	9200682	Cargo IQ 200 Series Clamp for Quadro Right Set	1	Set	1	161	94039000
	9162315	9162315	End Connector for inlets	1	Set	1	34	83024200




Product	Article No.	SAP	Item Description	Qty.	Unit	PU	MRP	HS Code	
	CargoPlus (CP)								
	9216602	9216602	CP Plain W 312mm, for IT 470 mm NL, Cab.450mm	1	Pc	4	2,360	73239390	
	9216603	9216603	CP Plain W 462mm, For IT 470 mm NL, Cab.600mm	1	Pc	4	2,830	73239390	
	9216604	9216604	CP Plain W 762mm, For IT 470 mm NL, Cab.900mm	1	Pc	4	4,172	73239390	
	9216605	9216605	CP Plain W 312mm, for IT 520 mm NL, Cab.450mm	1	Pc	4	2,489	73239390	
	9216606	9216606	CP Plain W 462mm, For IT 520 mm NL, Cab.600mm	1	Pc	4	3,015	73239390	
	9216607	9216607	CP Plain W 762mm, For IT 520 mm NL, Cab.900mm	1	Pc	4	4,270	73239390	
	CargoPlus (Thali Inlets)								
	9216608	9216608	CP Thali W 312mm, for IT 470mm NL, Cab.450mm	1	Pc	3	2,740	73239390	
	9216611	9216611	CP Thali W 312mm, for IT 520mm NL, Cab.450mm	1	Pc	3	2,829	73239390	
	9216614	9216614	CP Thali W 462mm, For IT 470mm NL, Cab.600mm	1	Pc	3	3,099	73239390	
	9216617	9216617	CP Thali W 462mm, For IT 520mm NL, Cab.600mm	1	Pc	3	3,276	73239390	
	CargoPlus (Plate Inlets)								
	9216609	9216609	CP Plate W 312mm, for IT 470mm NL, Cab.450mm	1	Pc	4	2,830	73239390	
	9216612	9216612	CP Plate W 312mm, for IT 520mm NL, Cab.450mm	1	Pc	4	2,919	73239390	
	9216615	9216615	CP Plate W 462mm, For IT 470mm NL, Cab.600mm	1	Pc	4	3,403	73239390	
	9216618	9216618	CP Plate W 462mm, For IT 520mm NL, Cab.600mm	1	Pc	4	3,575	73239390	
	CargoPlus (Cup & Saucer Inlets)								
	9216610	9216610	CP Cup & Saucer W 312mm, for IT 470mm NL, Cab.450 mm	1	Pc	6	2,694	73239390	
	9216613	9216613	CP Cup & Saucer W 312mm, for IT 520mm NL, Cab.450 mm	1	Pc	6	2,818	73239390	
	9216616	9216616	CP Cup & Saucer W 462mm, For IT 470mm NL, Cab.600 mm	1	Pc	6	3,242	73239390	
	9216619	9216619	CP Cup & Saucer W 462mm, For IT 520mm NL, Cab.600 mm	1	Pc	6	3,410	73239390	
	CargoPlus (Thali/Plate Inlets)								
	9216620	9216620	CP Thali/Plate W 762 mm, For IT 470 mm NL, Cab.900 mm	1	Pc	3	4,499	73239390	
	9216621	9216621	CP Thali/Plate W 762 mm, For IT 520 mm NL, Cab.900 mm	1	Pc	3	4,720	73239390	

CargoTech M

► CargoTech M Baskets & Inlets



Product	Article No.	SAP	Item Description	Qty.	Unit	PU	MRP	HS Code
CargoTech M (Plain Wire Basket - 500 mm depth) with KA clamps								
	9190382	9190382	CTM Plain (386x500x100) Cab.450 mm	1	Pc	6	2,360	73239390
	9190383	9190383	CTM Plain (386x500x150) Cab.450 mm	1	Pc	4	2,860	73239390
	9190384	9190384	CTM Plain (386x500x200) Cab.450 mm	1	Pc	3	3,252	73239390
	9190385	9190385	CTM Plain (436x500x100) Cab.500 mm	1	Pc	6	2,467	73239390
	9190386	9190386	CTM Plain (436x500x150) Cab.500 mm	1	Pc	4	2,913	73239390
	9190387	9190387	CTM Plain (436x500x200) Cab.500 mm	1	Pc	3	3,559	73239390
	9190388	9190388	CTM Plain (486x500x100) Cab.550 mm	1	Pc	6	2,594	73239390
	9190389	9190389	CTM Plain (486x500x150) Cab.550 mm	1	Pc	4	3,134	73239390
	9190390	9190390	CTM Plain (486x500x200) Cab.550 mm	1	Pc	3	3,721	73239390
	9190401	9190401	CTM Plain (536x500x100) Cab.600 mm	1	Pc	6	2,400	73239390
	9190402	9190402	CTM Plain (536x500x150) Cab.600 mm	1	Pc	4	2,881	73239390
	9190403	9190403	CTM Plain (536x500x200) Cab.600 mm	1	Pc	3	3,361	73239390
	9190404	9190404	CTM Plain (836x500x100) Cab.900 mm	1	Pc	6	3,549	73239390
	9190405	9190405	CTM Plain (836x500x150) Cab.900 mm	1	Pc	4	4,287	73239390
	9190406	9190406	CTM Plain (836x500x200) Cab.900 mm	1	Pc	3	5,083	73239390
CargoTech M (Thali Inlet)								
	9194315	9194315	CTM Thali (386x500x200) Cab.450 mm	1	Pc	3	3,540	73239390
	9194317	9194317	CTM Thali (436x500x200) Cab.500 mm	1	Pc	3	3,832	73239390
	9194319	9194319	CTM Thali (486x500x200) Cab.550 mm	1	Pc	3	4,173	73239390
CargoTech M (Cup & Saucer Inlet)								
	9194314	9194314	CTM Cup & Saucer (386x500x100) Cab.450 mm	1	Pc	6	2,951	73239390
CargoTech M (Saucer/Jar Inlet)								
	9194316	9194316	CTM Cup & Saucer/Jar (436x500x100) Cab.500 mm	1	Pc	6	3,303	73239390
	9194318	9194318	CTM Cup & Saucer/Jar (486x500x100) Cab.550 mm	1	Pc	6	4,014	73239390
	9194320	9194320	CTM Cup & Saucer/Jar (536x500x100) Cab.600 mm	1	Pc	6	4,014	73239390
CargoTech M (Thali/Jar Inlet)								
	9194321	9194321	CTM Thali/Jar (536x500x200) Cab.600 mm	1	Pc	3	4,267	73239390
CargoTech M (Thali/Plate/Jar Inlet)								
	9194322	9194322	CTM Thali/Plate/Jar (836x500x200) Cab.900 mm	1	Pc	3	6,038	73239390

Product	Article No.	SAP	Item Description	Qty.	Unit	PU	MRP	HS Code
	Moving Corner for blind corner cabinet, 900 / 1000 mm width - Chrome Finish							
	9221242	9221242	Moving Corner Cargo Series set of 4 baskets - Chrome Finish	1	Set	1	8,342	73239390
	9221243	9221243	Moving Corner Cargo Series Right mechanism - Chrome Finish	1	Set	1	31,808	94039010
	9221244	9221244	Moving Corner Cargo Series Left mechanism - Chrome Finish	1	Set	1	31,808	94039010
	Moving Corner for blind corner cabinet, 900 / 1000 mm width - Anthracite Finish							
	9292190	9292190	Moving Corner Cargo Series set of 4 baskets - Anthracite Finish	1	Set	1	25,728	73239390
	9292176	9292176	Moving Corner Cargo Series Right mechanism - Anthracite Finish	1	Set	1	31,808	94039010
	9292177	9292177	Moving Corner Cargo Series Left mechanism - Anthracite Finish	1	Set	1	31,808	94039010
	Carousel D shape- Chrome Finish							
	70549	9083464	Carousel D-1/2 for Ø750 Arena Classic - Chrome Finish	1	Set	1	43,404	94039010
	70550	9083480	Carousel D-1/2 for Ø850 Arena Classic - Chrome Finish	1	Set	1	46,734	94039010
	Cargo 3/4 Carousel - Chrome Finish							
	9219462	9219462	Cargo 3/4 Carousel 2 Shelves 2 Flat Chrome White Base - Chrome Finish	1	Set	1	29,022	94039010
	9219465	9219465	Cargo 3/4 Carousel M 2 Shelves 1 Round Chrome White Base - Chrome Finish	1	Set	1	24,598	94039010
	Carousel cargo series - Anthracite Finish							
	9292174	9292174	Cargo 3/4 Carousel 2 Shelves 2 Flat - Anthracite Finish	1	Set	1	29,022	94039010
	9292175	9292175	Cargo 3/4 Carousel M 2 Shelves 1 Round - Anthracite Finish	1	Set	1	24,598	94039010
	CargoMan for Blind corner cabinet, 900/1000 mm width - Chrome Finish							
	9161971	9161971	CargoMan Corner Pull Out 450 LH-Chrome Finish	1	Set	1	37,921	94039010
	9161972	9161972	CargoMan Corner Pull Out 450 RH-Chrome Finish	1	Set	1	37,921	94039010
	9161973	9161973	CargoMan Corner Pull Out 500 LH-Chrome Finish	1	Set	1	40,966	94039010
	9161974	9161974	CargoMan Corner Pull Out 500 RH-Chrome Finish	1	Set	1	40,966	94039010
	CargoMan for Blind corner cabinet, 900/1000 mm width - Anthracite							
	9292162	9292162	CargoMan Corner Pull Out 450 LH - Anthracite	1	Set	1	37,921	94039010
	9292163	9292163	CargoMan Corner Pull Out 450 RH - Anthracite	1	Set	1	37,921	94039010
	9292164	9292164	CargoMan Corner Pull Out 500 LH - Anthracite	1	Set	1	40,966	94039010
	9292165	9292165	CargoMan Corner Pull Out 500 RH - Anthracite	1	Set	1	40,966	94039010

Kitchen Accessories

► Corner Storage Solutions & Midway Series










Product	Article No.	SAP	Item Description	Qty.	Unit	PU	MRP	HS Code	
Cargoman Soft Close for Blind corner cabinet, 900/1000 mm width – Chrome Finish									
	9218025	9218025	CargoMan Soft Corner Pull Out 450 LH - Chrome Finish	1	Set	1	42,178	94039010	
	9218026	9218026	CargoMan Soft Corner Pull Out 450 RH - Chrome Finish	1	Set	1	42,178	94039010	
	9218027	9218027	CargoMan Soft Corner Pull Out 500 LH - Chrome Finish	1	Set	1	42,978	94039010	
	9218028	9218028	CargoMan Soft Corner Pull Out 500 RH - Chrome Finish	1	Set	1	42,978	94039010	
Cargoman Soft Close for Blind corner cabinet, 900/1000 mm width – Anthracite Finish									
	9292166	9292166	CargoMan Soft Corner Pull Out 450 LH - Anthracite Finish	1	Set	1	42,178	94039010	
	9292167	9292167	CargoMan Soft Corner Pull Out 450 RH - Anthracite Finish	1	Set	1	42,178	94039010	
	9292168	9292168	CargoMan Soft Corner Pull Out 500 LH - Anthracite Finish	1	Set	1	42,978	94039010	
	9292169	9292169	CargoMan Soft Corner Pull Out 500 RH - Anthracite Finish	1	Set	1	42,978	94039010	
Cargoman M for Blind corner cabinet, 900/1000 mm width – Chrome Finish									
	9218021	9218021	CargoMan M Corner Pull Out 450 LH - Chrome Finish	1	Set	1	30,569	94039010	
	9218022	9218022	CargoMan M Corner Pull Out 450 RH - Chrome Finish	1	Set	1	30,569	94039010	
	9218023	9218023	CargoMan M Corner Pull Out 500 LH - Chrome Finish	1	Set	1	35,026	94039010	
	9218024	9218024	CargoMan M Corner Pull Out 500 RH - Chrome Finish	1	Set	1	35,026	94039010	
Cargoman M for Blind corner cabinet, 900/1000 mm width – Anthracite Finish									
	9292170	9292170	CargoMan M Corner Pull Out 450 LH - Anthracite	1	Set	1	30,569	94039010	
	9292171	9292171	CargoMan M Corner Pull Out 450 RH - Anthracite	1	Set	1	30,569	94039010	
	9292172	9292172	CargoMan M Corner Pull Out 500 LH - Anthracite	1	Set	1	35,026	94039010	
	9292173	9292173	CargoMan M Corner Pull Out 500 RH - Anthracite	1	Set	1	35,026	94039010	
Cargo Midway Series									
Jar Rack Multi Purpose Rack, 2-tier Oil Container Rack Saucer Rack Kitchen Roll Holder Railing	9217143	9217143	Jar Rack	1	Set	1	1,680	73239390	
	9217145	9217145	Multi Purpose Rack, 2-tier	1	Set	1	1,680	73239390	
	9217148	9217148	Oil Container Rack	1	Set	1	1,680	73239390	
	9217179	9217179	Saucer Rack	1	Set	1	1,921	73239390	
	9269987	9269987	Kitchen Roll Holder	1	Pc	1	1,921	73239390	
	9267133	9267133	Railing Set, 600 mm	1	Set	1	3,074	83024200	
	9267134	9267134	Railing Set, 900 mm	1	Set	1	3,690	83024200	
	9267135	9267135	Railing Set, 1200 mm	1	Set	1	4,306	83024200	







Kitchen Accessories

► Pull Out Solutions & Waste Bin Solutions



Product	Article No.	SAP	Item Description	Qty.	Unit	PU	MRP	HS Code
Cleaning Utensil Pull-out								
	73549	9148880	Pull-out basket width (1 x 96) + (1 x 185)	1	Set	1	13,727	94039010
Cargo IQ 200 (Bottle Pull out - 2 tier)								
	9161045	9161045	For Cabinet width 150 mm	1	Pc	4	8,312	73239390
	9161046	9161046	For Cabinet width 200 mm	1	Pc	3	9,773	73239390
	9161047	9161047	For Cabinet width 300 mm	1	Pc	2	11,227	73239390
	9160975	9160975	Quadro clamps (as per requirement)	1	Set	1	56	83024200
	1180142	1180142	Telescopic clamps (as per requirement)	1	Set	1	56	83024200
	73280	9209239	KA 5632, Zinc 450 mm	1	Set	1	479	83024200
	9114275	9114275	KA 4532, Silent 450 mm	1	Set	1	1,175	83024200
	45291-L	9099124	Quadro full Extn.Silent System 450 mm 30 kg	1	Pc	1	1,528	83024200
45291-R	9099125	Quadro full Extn.Silent System 450 mm 30 kg	1	Pc	1	1,528	83024200	
Cargo IQ 300 (Bottle Pull out - 2 tier) - Compatible with KA runners only								
	9191703	9191703	For Cabinet width 150 mm	1	Pc	4	4,620	73239390
	9191708	9191708	For Cabinet width 200 mm	1	Pc	3	5,484	73239390
	9247908	9247908	For Cabinet width 240 mm	1	Pc	3	6,096	73239390
	9191711	9191711	For Cabinet width 300 mm	1	Pc	2	6,349	73239390
	1180142	1180142	Telescopic clamps (as per requirement)	1	Set	1	56	83024200
	73280	9209239	KA 5632, Zinc 450 mm	1	Set	1	479	83024200
	9114275	9114275	KA 4532, Silent 450 mm	1	Set	1	1,175	83024200
Spice Pull Out 3 tier - Compatible with KA runners only								
	9210439	9210439	For Cabinet width 150 mm	1	Pc	4	5,498	73239390
	9210441	9210441	For Cabinet width 200 mm	1	Pc	3	6,262	73239390
	9210442	9210442	For Cabinet width 300 mm	1	Pc	2	6,864	73239390
Square Bin Holder								
	9269984	9269984	Square Bin Holder 235 x 170x 205	1	Set	1	1,060	73239390
	9132377	9132377	8L Bin 152 x 225x 295	1	Set	1	1,197	39249000
	9132384	9132384	8L Lid (Grey) 152 x 225x 21	1	Set	1	496	39249000
	9132382	9132382	8L Lid (Green) 152 x 225x 21	1	Set	1	496	39249000
Cargo Pull-Out Bin Holder								
	9269986	9269986	W300 234 x 495 x 315	1	Pc	1	3,222	73239390
	9269985	9269985	W600 (Below Sink) 536 x 225 x 205	1	Pc	1	2,573	73239390
	9132377	9132377	Bin 8L Plastic/grey	1	Pc	1	1,197	39249090
	9132380	9132380	Bin 17L Plastic/grey	1	Pc	1	1,795	39249090
	9132382	9132382	Lid 8L Plastic/green	1	Pc	1	496	39249090
	9132384	9132384	Lid 8L Plastic/grey	1	Pc	1	496	39249090
	9132386	9132386	Lid 17L Plastic/grey	1	Pc	1	1,436	39249090

Product	Article No.	SAP	Item Description	Qty.	Unit	PU	MRP	HS Code
	Cargo Cylinder Trolley							
	9210445	9210445	Cylinder Trolley (Minimum cabinet width 400 mm)	1	Pc	1	1,766	73239390
	Comfort Spin							
	9264627	9264627	Comfort Spin (Set includes suction cups, TESA strips, plates glass inlay & fixing screws etc.)	1	Pc	1	5,966	39269097
	Cosario							
	9062032	9062032	600 mm width	1	Set	1	68,833	94039010
	9062035	9062035	900 mm width	1	Set	1	78,506	94039010
	Waterproof Mat							
	9079862	9079862	1200X580 Polystyrene, aluminium look	1	Pc	1	4,336	94039090
	Wicker Baskets with Wooden Runner							
	41895	41895	320 x 500 x 120 (cabinet width 400 mm)	1	Pc	1	8,899	46021091
	41898	41898	320 x 500 x 210 (cabinet width 400 mm)	1	Pc	1	8,633	46021091
	41902	41902	320 x 500 x 300 (cabinet width 400 mm)	1	Pc	1	9,049	46021091
	41896	41896	420 x 500 x 120 (cabinet width 500 mm)	1	Pc	1	9,340	46021091
	41899	41899	420 x 500 x 210 (cabinet width 500 mm)	1	Pc	1	8,819	46021091
	41903	41903	420 x 500 x 300 (cabinet width 500 mm)	1	Pc	1	9,553	46021091
	41897	41897	520 x 500 x 120 (cabinet width 600 mm)	1	Pc	1	9,926	46021091
	41901	41901	520 x 500 x 210 (cabinet width 600 mm)	1	Pc	1	9,371	46021091
	41904	41904	520 x 500 x 300 (cabinet width 600 mm)	1	Pc	1	11,052	46021091
41906	41906	Beech Runner for cabinet side 18-19 mm (Order Beech runners separately)	1	Set	1	1,831	94039030	
	Bin.it Classic							
	9154601	9154601	Body Stainless steel with Black plastic Bin, 13 litres capacity (Min. cabinet width 400 mm)	1	Set	1	4,019	73239990
	9218233	9218233	Body White lacquered with White plastic Bin, 13 litres capacity (Min. cabinet width 400 mm)	1	Set	1	3,079	73239990
	Bin.it Duo II - 300							
	9132343	9132343	Bin.it Duo II - 300	1	Set	1	19,753	39249000
	BIN.IT EASY 2x7.5I							
	9079929	9079929	BIN.IT EASY 2x7.5I	1	Set	1	13,472	39249000

Product	Article No.	SAP	Item Description			Qty.	Unit	PU	MRP	HS Code
	Cargo Duo Basket Holder Frame		For outer cabinet width (mm)	For inside carcass width (mm)	Min. inside carcass height (mm)					
	9236364	9236364	450	410	1215 4-tier	1	Set	1	58,680	94039010
	9236366	9236366	450	410	1800 6-tier	1	Set	1	60,572	94039010
	9236365	9236365	600	560	1215 4-tier	1	Set	1	58,680	94039010
	9236367	9236367	600	560	1800 6-tier	1	Set	1	60,572	94039010
	Pull out basket & Door shelf									
	9235979	9235979	For 450 mm cabinet width Pull Out Basket (360 x 220 x 90 mm) Door Shelf Basket (335 x 110 x 90 mm)			1	Set	2	2,209	73239390
	9235980	9235980	For 600 mm cabinet width Pull Out Basket (510 x 220 x 90 mm) Door Shelf Basket (485 x 110 x 90 mm)			1	Set	2	2,768	73239390
		Cargo Larder Basket Holder								
9236391		9236391	Cargo Larder Basket Holder			1	Set	1	378	94039010
Carcass outer width (mm) Full extension Runner 80 kg										
9236381		9236381	Cargo Larder full ext. runner 300 mm (width)			1	Set	1	27,059	94039010
9236382		9236382	Cargo Larder full ext. runner 400 mm (width)			1	Set	1	27,059	94039010
9236383		9236383	Cargo Larder full ext. runner 450 mm (width)			1	Set	1	27,059	94039010
Carcass outer width (mm) Full extension Runner 120 kg										
9236386		9236386	Cargo Larder full ext. runner 300 mm (width)			1	Set	1	29,899	94039010
9236387		9236387	Cargo Larder full ext. runner 400 mm (width)			1	Set	1	29,899	94039010
9236388		9236388	Cargo Larder full ext. runner 450 mm (width)			1	Set	1	29,899	94039010
	Stainless Steel Baskets W x D x H (mm)									
	9235981	9235981	Stainless Steel Baskets 300 (230 x 435 x 115)			4	Pc	4	12,528	73239390
	9235982	9235982	Stainless Steel Baskets 400 (330 x 435 x 115)			4	Pc	4	13,364	73239390
	9235983	9235983	Stainless Steel Baskets 450 (380 x 435 x 115)			4	Pc	4	14,192	73239390
	Cargo Larder (Frame)		Min. inside carcass width	Carcass outer width						
	For Inside carcass height 1615 –1915 mm for 5 layers									
	9236379	9236379	262 (mm)	300 (mm)	1	Set	1	13,634	94039010	
			362 (mm)	400 (mm)	1	Set	1	13,634	94039010	
			412 (mm)	450 (mm)	1	Set	1	13,634	94039010	
	For Inside carcass height 1880 –2180 mm for 6 layers									
	9236380	9236380	262 (mm)	300 (mm)	1	Set	1	13,634	94039010	
			362 (mm)	400 (mm)	1	Set	1	13,634	94039010	
			412 (mm)	450 (mm)	1	Set	1	13,634	94039010	

Kitchen Accessories

► Cabinet Storage Solutions



Product	Article No.	SAP	Item Description			Qty.	Unit	PU	MRP	HS Code
	Cargo Duo Basket Holder Frame-Anthracite Finish			For outer cabinet width (mm)	For inside carcass width (mm)	Min. inside carcass height (mm)				
	9292180	9292180	450	410	1215 4-tier	1	Set	1	58,680	94039010
	9292178	9292178	450	410	1800 6-tier	1	Set	1	60,572	94039010
	9292181	9292181	600	560	1215 4-tier	1	Set	1	58,680	94039010
	9292179	9292179	600	560	1800 6-tier	1	Set	1	60,572	94039010
	Pull out basket & Door shelf - Anthracite Finish									
	9292191	9292191	Cargo Duo Basket Set for W450			1	Set	1	19,356	94039010
	9292199	9292199	Cargo Duo Basket Set for W600 NOTE: 4 tier requires 2 qty to be billed of the article code & 6 tier requires 3 qty to be billed of the article code			1	Set	1	21,864	94039010
	Cargo Larder Basket Holder - Anthracite Finish									
	9292200	9292200	Cargo Larder Basket Holder			1	Set	1	378	94039010
	Cargo Larder Mechanism 80 kg - Anthracite Finish									
	9292187	9292187	Larder 5 Tier H 1615-1915mm W 300mm			1	Set	1	27,059	94039010
	9292188	9292188	Larder 5 Tier H 1615-1915mm W 400mm			1	Set	1	27,059	94039010
	9292189	9292189	Larder 5 Tier H 1615-1915mm W 450mm			1	Set	1	27,059	94039010
	Cargo Larder Mechanism 120 kg - Anthracite Finish									
	9292184	9292184	Larder 6 Tier H 1880-2180mm W 300mm			1	Set	1	29,899	94039010
	9292185	9292185	Larder 6 Tier H 1880-2180mm W 400mm			1	Set	1	29,899	94039010
	9292186	9292186	Larder 6 Tier H 1880-2180mm W 450mm			1	Set	1	29,899	94039010
	Cargo Larder Basket Set of 5 Tiers - Anthracite Finish									
	9292195	9292195	Cargo Larder Basket W230 Set of 5			1	Set	1	28,836	94039010
	9292196	9292196	Cargo Larder Basket W330 Set of 5			1	Set	1	30,960	94039010
	9292197	9292197	Cargo Larder Basket W380 Set of 5			1	Set	1	32,892	94039010
	Cargo Larder Basket Set of 6 Tiers - Anthracite Finish									
	9292192	9292192	Cargo Larder Basket W230 Set of 6			1	Set	1	34,608	94039010
	9292193	9292193	Cargo Larder Basket W330 Set of 6			1	Set	1	37,152	94039010
	9292194	9292194	Cargo Larder Basket W380 Set of 6			1	Set	1	39,474	94039010
	Cargo Larder Frame - Anthracite Finish									
	9292183	9292183	Larder Frame 1615-1915mm - 5 Baskets			1	Set	1	13,634	94039010
	9292182	9292182	Larder Frame 1880-2180mm - 6 Baskets			1	Set	1	13,634	94039010

Wardrobe Accessories

► Special Solutions, Shoe Rack & Pull Out Shelf



Product	Article No.	SAP	Item Description	Qty.	Unit	PU	MRP	HS Code
	Garment Lift							
	9079878	9079878	Duo Lift 10 (10Kg) Inside cabinet width 750-1170 mm	1	Pc	1	6,755	83024200
	42507	42507	Duo Lift 15 (15Kg) Inside cabinet width 750-1150 mm	1	Pc	1	7,898	83024200
	9079882	9079882	Duo Lift 18 (18Kg) Inside cabinet width 750-1150 mm	1	Pc	1	11,210	83024200
	Wardrobe Tube & Wardrobe Tube Support							
	47615	47615	Oval cabinet rail 2000 mm Chrome Gloss	1	Pc	10	1,314	73066990
	70664	9056579	Cabinet rail Support SL 322 (3 screw holes)	1	Pc	10	36	83024200
	70666	9056573	Cabinet rail Support SL 323 (2 pins+1 screw hole)	1	Pc	10	42	83024200
	70668	70668	SI786 DD OVAL NICKEL	1	Pc	50	94	83024200
	Built-in Ironing Board							
	45541	45541	Ironing Board Extension (Minimum inside cabinet width 360 - 468 mm)	1	Set	1	23,479	94039090
	Shoe cabinet fitting							
	42474	42474	Shoe cabinet fitting	1	Set	1	1,337	39263000
	Cargo Pull Out Shoe Rack (Vertical)							
	9209340	9209340	Cargo Pull Out Shoe Rack with accessory plate. For internal cabinet height 750 mm (W X D X H) - 279 x 500 x 580 mm (KA runner & clamps to be ordered separately)	1	Set	1	6,611	73262090
	Cargo Pull Out Shoe Rack (Horizontal)							
	9217067	9217067	For 600 mm cabinet width with accessory plate.	1	Set	1	5,465	73262090
	9211635	9211635	For 900 mm cabinet width with accessory plate. (KA / Quadro runner & clamps to be ordered separately)	1	Set	1	6,843	73262090
	Pull Out Shelf							
	9209345	9209345	W 536 x D 500 x H 41, Cabinet 600 mm	1	Set	1	6,575	73262090
	9210438	9210438	W 686 mm x D 500 mm x H 41 mm Cab.750 mm	1	Set	1	7,386	73262090
	9209348	9209348	W 836 x D 500 x H 41, Cabinet 900 mm	1	Set	1	8,206	73262090

Wardrobe Accessories

► Trousers Pull Out, Tie & Belt Pull Out,
Shoe Rack & Laundry



Product	Article No.	SAP	Item Description	Qty.	Unit	PU	MRP	HS Code
	Cargo Trousers Pull Out							
	9221098	9221098	Cargo trousers pull out (W X D X H) - 536 x 500 x 120 mm	1	Pc	1	9,189	73262090
	9236898	9236898	Cargo trousers pull out (W X D X H) - 836 x 500 x 120 mm (KA runner & clamps to be ordered separately)	1	Pc	1	10,471	73262090
	Cargo Trousers Pull Out M							
	9243990	9243990	Cargo trousers pull out (W X D X H) - 340 x 500 x 142 mm (KA runner & clamps to be ordered separately)	1	Pc	1	7,952	73262090
	Cargo Tie & Belt Pull Out							
	9221099	9221099	Cargo tie & belt pull out (W X D X H) - 125 x 500 x 100 mm (KA runner & clamps to be ordered separately)	1	Pc	1	7,864	73262090
	Cargo Tie & Belt Pull Out M							
	9243991	9243991	Cargo tie & belt pull out M (W X D X H) - 110 x 500 x 68 mm (KA runner & clamps to be ordered separately)	1	Pc	1	6,626	73262090
	Cargo wall shoe rack (M)							
	9243992	9243992	Cargo wall shoe rack (M) (W X D X H) - 500 x 210 x 238 mm (KA runner & clamps to be ordered separately)	1	Pc	1	4,367	73262090
	Cargo Laundry							
	9241012	9241012	Cargo Laundry (W X D X H) - 220 x 500 x 580 mm (KA runner & clamps to be ordered separately)	1	Pc	1	6,464	73262090

Connecting Fittings

► Shelf Supports, Suspension Brackets & Rastex



Product	Article No.	SAP	Item Description	Qty.	Unit	PU	MRP	HS Code
Shelf Supports								
	16180	16180	Safety 5 mm Translucent.	100	Pc	1000	300	83024200
	25090	9127419	Safety 5 mm White	100	Pc	1000	300	83024200
	53012	1011027	Sekura7 Nickel	100	Pc	1000	1,300	83024200
	22737	1006203	Universal D Nickel	100	Pc	1000	600	83024200
	9010111	9010111	Sekura 2.1 Nickel	100	Pc	1000	700	83024200
	79707	9005558	Support Sekura6 Nickel	100	Pc	1000	1,200	83024200
	19557	9010110	Sekura1.1 Nickel	100	Pc	1000	800	83021090
	79709	1056163	PVC/Steel 5 mm for Glass shelf	100	Pc	1000	300	83024200
	47609	1010564	Sekura8 Nickel for Glass shelf	100	Pc	1000	1,500	83024200
	47661	1069728	Titan min. shelf thickness 24 mm	1	Pc	20	106	83024200
Suspension Brackets								
	79724-L	1066278	SAH 130 Steel/PVC White Left	1	Pc	25	79	83024200
	79724-R	1066279	SAH 130 Steel/PVC White Right	1	Pc	25	79	83024200
	79725-L	1066339	Cover Cap Left For SAH 130 White	100	Pc	25	1,100	39269097
	79725-R	1066338	Cover Cap Right For SAH 130 White	100	Pc	25	1,100	39269097
	9007651	9007651	Rail B 3000 mm Zinc	1	Pc	1	1,007	83024200
	9208678	9208678	Rail L 130 mm Zinc	1	Pc	1	93	83024200
	46103	46103	Suspension Hook Ø6 X 50 mm + Wall pulg Ø8 X 40 mm	100	Pc	100	2,200	83024200
	65480	65480	Special screw Ø5.5 x 50 mm + Wall pulg Ø8 X 40 mm	100	Pc	100	2,400	83024200
	19476	19476	Cabinet Suspension SAH 16 Nickel	1	Set	25	330	83024200
Rastex- 3 Part Set								
	13958	9056601	Rastex 15/18 Zinc/Nickel Cam	100	Pc	2000	700	83024200
	20157	9047865	Twister screw in Dowel DU644 - M6 x 7.8 mm	100	Pc	2000	500	73181499
	79539	1004928	Socket No.33 - 10 mm, Plastic	100	Pc	5,000	200	39269097

Connecting Fittings

► Rastex, Rapid Dowels, Rostrino & VB Connectors



Product	Article No.	SAP	Item Description	Qty.	Unit	PU	MRP	HS Code
	Rastex- 2 Part Set							
	13958	9056601	Rastex 15/18 Zinc/Nickel Cam	100	Pc	2000	700	83024200
	20058	9047861	Twister screw in Dowel DU 232T - Ø 5 mm	100	Pc	2000	500	73181499
	Rastex Cover Cap for Rastex 15 without rim							
	71054	1008524	Cover Cap Rastex 15 White	100	Pc	5000	100	39269097
	71055	1008525	Cover Cap Rastex 15 Brown	100	Pc	5000	100	39269097
	79490	1009563	Cover Cap Rastex 15 Black	100	Pc	5000	100	39269097
	Rastex Misc.							
	40005	1004925	Socket (Plastic) no. 49 M6 - 8 mm	100	Pc	10000	200	39269097
	79529	1004927	Socket (Plastic) no. 30 M4 - 8 mm	100	Pc	5000	200	39263000
	79458	9064684	Rastex (Cam) 15/15 nickel plated.	100	Pc	2000	700	83024200
	13962	9056599	Rastex 15 without rim/18 Bright	100	Pc	2000	700	83024200
	79568	1079580	Double Dowel Du853 chrome with seeger circle ring	1	Pc	2000	30	83024200
	48578	48578	Expanding Socket M4 Brass 5 mm	100	Pc	2000	700	83024200
	Rapid Dowels							
	44759	9046186	Rapid S DU 332-10 mm stern 30 mm	100	Pc	200	700	73182900
	9046182	9046182	Rapid S DU 325-8 mm Stern 30 mm	100	Pc	2000	700	73182900
	Rostrino							
	9131207	9131207	Rostrino 12 mm	1	Pc	250	220	83024200
	9132011	9132011	Brush for Rostrino 12 mm	1	Pc	250	27	83024200
	VB Connectors							
	47454	47454	VB 21 for 19 - 20 mm shelves, without rib.	1	Pc	200	59	83024200
	65529	9143778	VB 36 / 19 for 19 mm shelves, without rib nickel plated	1	Pc	200	59	83024200
	25052	9039828	Screw in dowel DU 327 Steel Bright, Drill dia 5 mm	100	Pc	2000	600	73181499
	65515	9116929	VB 35 / 19 for 19 mm shelves, without rib. White	1	Pc	200	15	94039010
	65513	9143776	VB 35 / 19 for 19 mm shelves, without rib. nickel plated	1	Pc	200	38	83024200
	74688	74688	Screw in dowel DU 321, Drill dia 5 mm	100	Pc	2000	700	83024200
	65370	65370	Screw-in dowel DU 426, Drill dia 5 mm	100	Pc	200	700	83024200

Connecting Fittings

► Misc. Connectors, Direkta Screws, Franke Fittings,
Cabinet Connector & Misc. Fittings




Product	Article No.	SAP	Item Description	Qty.	Unit	PU	MRP	HS Code
Connectors Misc.								
	9039828	9039828	DU 265 Dowel Steel Bright	100	Pc	2000	600	73181499
	48586	48586	Cone-Shaped Plug Ø5 white	100	Pc	2000	100	39263000
	1996097	1996097	Socket M6 WZ.LJ205A	100	Pc	2000	500	73181500
	51265	51265	Direct Fixing Screws Shallow countersunk head	100	Pc	200	300	73181558
	79438	79438	Rear-panel connector RV 8	100	Pc	200	600	94039090
	44744	44744	Connecting Plate 200 mm	1	Pc	50	94	83024200
	48590	48590	Cover Cap 10 mm Plastic, White	100	Pc	1000	92	39263000
	9084240	9084240	Parquet floor glides for screwing on 20 mm	100	Pc	100	2,400	39263000
Direkta Screws								
	19556	1005109	Direkta 2 6.3 x50 mm chr. PI PZ (1000/ctn)	100	Pc	1000	400	73181290
	1005457	1005457	Cover Cap Ø3 White	100	Pc	5000	150	39269097
Franke Fittings								
	9060089	9060089	Franco-Flex 90°, 10 Positions (44745)	1	Pc	100	758	83024200
	9130900	9130900	Cover Cap Chrome for Round Link Vario-Flex	1	Pc	100	166	83024200
	9125137	9125137	Vario-Flex 0-90° with Round Link Chromed	1	Pc	100	907	83024200
	9125138	9125138	Vario-Flex 270-360° with Round Link Chromed	1	Pc	100	907	83024200
Cabinet Connector								
	79659	1072394	VHS 32/35 28-36 mm	100	Pc	1000	480	73181692
	79660	1072393	VHS 32/35 36-44 mm	100	Pc	1000	550	73181900
	1058986	1058986	VHS Screw SMG M4x15 (To be ordered along with VHS 32/35)	100	Pc	2000	150	73181558
	9157165	9157165	VS 34 34-45 mm Wood Thickness, White	10	Pc	100	1590	73181558
Misc Fittings								
	46080	1009684	Multi-Clip PVC Black	100	Pc	200	2,000	39263000
	79665	9113735	Universal angle 31x31 mm	100	Pc	1000	1,500	83024200
	25197	9113741	Universal Angle 41x41 mm	100	Pc	100	1,500	83024200

Connecting Fittings

► Plastic Socket, Wooden Dowel, Magnetic Catches & Locks



Product	Article No.	SAP	Item Description	Qty.	Unit	PU	MRP	HS Code
Plastic Socket								
	48577	1004932	Expanding Socket 43 Ø5 L13 PL	100	Pc	10000	100	39269097
	48576	1004933	Expanding Socket 66 Ø5 L9 PL	100	Pc	10000	150	39269097
T43 Hinge Screws & Sockets								
	45169	1001097	T43 Hinge Screws Ø10 x 11 mm	100	Pc	5000	300	73181558
	1058613	1058613	T43 Hinge Sockets Ø10 mm	100	Pc	10000	500	39269097
Wooden Dowel								
	9290706	9290706	Wooden Dowel 8.0 X 30 mm	100	Pc	2000	90	44219999
	69241	9102465	Wooden Dowel 8.0 X 40 mm	100	Pc	2000	90	44219999
	9290707	9290707	Wooden Dowel 8.0 X 50 mm	100	Pc	2000	120	44219999
	9290708	9290708	Wooden Dowel 6.0 X 35 mm	100	Pc	4000	80	44219999
Magnetic Catches								
	13142	13142	M72/GP2, 4 kg holding force, Brown	1	Pc	50	40	85051100
Locks								
	43635	43635	Multi-Purpose Square Lock 22mm - 200 KC	1	Set	100	221	83013000
	9287293	9287293	Multi-Purpose Square Lock 22mm - 200 KC with Master Key	1	Set	200	221	83013000
	9110389	9110389	Multi-Purpose Square Lock 32mm - 200 KC	1	Set	100	255	83013000
	9219182	9219182	Multi-Purpose Square Lock 22mm - 400 KC	1	Set	100	227	83013000
	9246395	9246395	Multi-Purpose Square Lock 22mm - 400 KC with Foldable & Master key	1	Set	100	255	83013000
	9259400	9259400	Multi-drawer Pedestal Lock 22 mm - 200 KC	1	Set	100	184	83013000
	9289652	9289652	Multi-drawer Pedestal Lock 22 mm - 400 KC with Foldable Key and Master Key	1	Set	200	226	83013000
	9259415	9259415	MD Lock Accessories & Rod	1	Set	100	187	83016000
30125	30125	Stop bracket Type-3011	10	Pc	100	350	83024200	
Cylinder Cam Lock								
	9227175	9227175	Cylinder cam lock Fix Barrel 200KC - Flat cam	1	Set	200	187	83013000
	9227176	9227176	Cylinder cam lock Fix Barrel 200KC - 2 mm crank	1	Set	200	187	83013000
	9227177	9227177	Cylinder cam lock Fix Barrel 200KC -11 mm crank	1	Set	200	187	83013000
Push Lock								
	9180613	9180613	Push-Lock 22mm 200 KC with Master Key	1	Set	200	196	83013000
	9182732	9182732	Push-Lock 32mm 200 KC with Master Key	1	Set	200	226	83013000

Connecting Fittings

► Locks, Euro Adjustable Legs & Blue Max Mini Machine










Product	Article No.	SAP	Item Description	Qty.	Unit	PU	MRP	HS Code
	Espagnolette Cabinet Lock For 20 mm Doors Upto 8 ft							
	9136128	9136128	Prestige 2000 Set Z23 Dia 18 mm - 20 mm	1	Set	10	1,455	83013000
	72251	72251	Espagnolette rod 1000 mm length	1	Set	10	232	83013000
	72253	72253	Espagnolette rod 1500 mm length	1	Set	10	352	83013000
	9078861	9078861	Lock Barrel+Keys Z23 18001-18050	1	Set	10	577	83013000
			Total				2,616	
	Espagnolette Cabinet Lock For 26 mm Doors Upto 8 ft							
	9154261	9154261	Prestige 2000 Set Z23 Dia 18 mm - 26 mm	1	Set	10	1,497	83013000
	72251	72251	Espagnolette rod 1000 mm length	1	Set	10	232	83013000
	72253	72253	Espagnolette rod 1500 mm length	1	Set	10	352	83013000
	9078861	9078861	Lock Barrel+Keys Z23 18001-18050	1	Set	10	577	83013000
			Total				2,658	
	Cylinder Lock Set for 3-Door Sliding-Door Cabinets (Max Door Width=1200 mm; Thickness 20-22 mm)							
	9133927	9133927	3 Door Sliding Lock Set Z23 Dia 18 mm	1	Set	10	2,151	83013000
	9078861	9078861	Lock Barrel+Keys Z23 18001-18050	1	Set	10	577	83013000
			Total				2,728	
	Cylinder Lock Set for 2-Door Sliding-Door Cabinets (Max Door Width=1500 mm; Thickness 20-28 mm)							
	9133926	9133926	2 Door Sliding Lock Set Z23 Dia 18 mm	1	Set	10	1,506	83013000
	9078861	9078861	Lock Barrel+Keys Z23 18001-18050	1	Set	10	577	83013000
			Total				2,083	
	Automatic Door Bolt Nickel							
48259	48259	Automatic Door Bolt Nickel	1	Pc	10	720	83013000	
	Euro Adjustable Legs							
	40438	40438	Base Adjustable Stop 60-80 A	1	Pc	100	399	39263000
	71840	71840	Euro-Base Adjustable 100 mm	1	Pc	100	49	39263000
	71841	71841	Euro-Base Adjustable 130 mm	1	Pc	100	54	39263000
	71842	71842	Euro-Base Adjustable 150 mm	100	Pc	100	5,400	39263000
	71847	71847	Euro-PC Fixing Block Screw-On.	1	Pc	100	33	39263000
	71845	71845	Euro-PC Clips Screw-On	100	Pc	100	800	39263000
	9020484	9020484	Euro-Base Plinth Plate Screw-On Self Colour	100	Pc	100	350	39263000
	Blue Max Mini Machine							
	20264	9238684	Blue Max Mini T2/6 230V 50 HZ 1 PH	1	Pc	1	61,804	84651010
	20485	20485	Fence Extension with Scale	1	Set	1	2,867	84669200
	20486	20486	Holder For Fence Extension	1	Set	1	1,927	84669200
	20487	20487	Set Of Fixed Stop	1	Set	1	753	84669200
	20488	20488	Pendulum Stop For Fence- 61265	2	Set	2	1,290	84669200
	20490	20490	Set Of Drill Bits For Hinges	1	Set	1	4,400	82075060
	20492	20492	Set Of Drill Bits For VB 18/19/20/21	2	Set	2	7,228	82075060
	20498	20498	Drill Bit D. 5 mm Left Hand	2	Pc	2	1,334	82075060
	20499	20499	Drill Bit D. 2 mm Left Hand	2	Pc	2	2,158	82075060
	9242840		Total				83,761	



Handles

► Econ Handles



Product	Article No.	SAP	Hole Distance	Finish	Qty.	Unit	PU	MRP	HS Code
Econ Handle									
Adonia 	1180122	1180122	96	Nickel Matt	1	Pc	200	63	83024200
	1180121	1180121	128	Nickel Matt	1	Pc	150	95	83024200
Alano 	1180167	1180167	96	Nickel Matt	1	Pc	200	75	83024200
	1180166	1180166	128	Nickel Matt	1	Pc	125	111	83024200
Ancona 	9995081	1161173	96	Nickel Matt	1	Pc	200	82	83024200
	9995077	1161167	128	Nickel Matt	1	Pc	150	122	83024200
Agacia 	9220976	9220976	96	Nickel Matt	1	Pc	50	69	83024200
	9220978	9220978	128	Nickel Matt	1	Pc	50	108	83024200
Agacia 	9220975	9220975	96	Bright Chrome	1	Pc	50	62	83024200
	9220977	9220977	128	Bright Chrome	1	Pc	50	99	83024200
Andera 	9220980	9220980	96	Nickel Matt	1	Pc	50	64	83024200
	9220982	9220982	128	Nickel Matt	1	Pc	50	112	83024200
Andera 	9220979	9220979	96	Bright Chrome	1	Pc	50	58	83024200
	9220981	9220981	128	Bright Chrome	1	Pc	50	103	83024200

Handles

► ProDecor Handles



Product	Article No.	SAP	Hole Distance	Finish	Qty.	Unit	PU	MRP	HS Code
ProDecor Handles									
Baldone 	9995780	1161398	160	Bright Chrome	1	Pc	30	204	83024200
	9995781	1161399	160	Stainless steel	1	Pc	30	456	83024200
Evisa 	9113502	9113502	128	Stainless steel	1	Pc	30	456	83024200
	9113501	9113501	128	Bright Chrome	1	Pc	30	212	83024200
Neapolis 	115122	9160301	96	Bright Chrome	1	Pc	25	768	83024200
Salona 	1170155	1170155	160	Stainless steel	1	Pc	30	282	83024200
Tolfo 	9097900	9097900	32	Bright Chrome	1	Pc	25	1,156	83024200
Tolosa 	9113514	9113514	128	Nickel Matt	1	Pc	25	267	83024200
Calisia 	9125758	9125758	128	Anodised Aluminum	1	Pc	50	688	83024200
Intra 	9113800	9113800	192	Bright Chrome	1	Pc	25	1,033	83024200
clivia 	115353	9125415	160	Anodised Aluminum	1	Pc	50	1,369	83024200
	115208	9125407	288	Anodised Aluminum	1	Pc	25	1,615	83024200
clivia 	115214	9125412	544	Anodised Aluminum	1	Pc	25	2,241	83024200
	115217	9125427	2x 564	Anodised Aluminum	1	Pc	20	2,306	83024200
Parma 	9113468	9113468	128	Bright Chrome	1	Pc	50	475	83024200
Novae 	9112634	9112634	-	Bright Chrome	1	Pc	100	312	83024200
Suasa 	9112916	9112916	160	Bright Chrome	1	Pc	25	852	83024200
Messana 	115156	9211116	32	Brushed Stainless Steel	1	Pc	50	297	83024200

Handles

► ProDecor Handles



Product	Article No.	SAP	Hole Distance	Finish	Qty.	Unit	PU	MRP	HS Code
Lamezia 	9247827	9247827	145	Bright chrome	1	Pc	25	476	83024200
	9247828	9247828	195	Bright chrome	1	Pc	25	588	83024200
	9105801	9105801	295	Bright chrome	1	Pc	25	1,462	83024200
	9105802	9105802	345	Bright chrome	1	Pc	25	1,608	83024200
	9105803	9105803	395	Bright chrome	1	Pc	25	1,898	83024200
	9105805	9105805	445	Bright chrome	1	Pc	25	2,082	83024200
	9105806	9105806	495	Bright chrome	1	Pc	25	2,299	83021090
	9105807	9105807	595	Bright chrome	1	Pc	25	2,743	83024200
	9105809	9105809	795	Bright chrome	1	Pc	25	3,441	83024200
	9105810	9105810	895	Bright chrome	1	Pc	25	1,811	83024200
	9105811	9105811	995	Bright chrome	1	Pc	25	1,957	83024200
	9105813	9105813	1195	Bright chrome	1	Pc	25	2,139	83024200
Lamezia 	9248726	9248726	145	Stainless steel	1	Pc	25	344	83024200
	9248727	9248727	195	Stainless steel	1	Pc	25	428	83024200
	9105815	9105815	295	Stainless steel	1	Pc	25	1,243	83024200
	9105816	9105816	345	Stainless steel	1	Pc	25	1,302	83024200
	9105819	9105819	395	Stainless steel	1	Pc	05	1,448	83024200
	9105820	9105820	445	Stainless steel	1	Pc	05	1,536	83024200
	9105821	9105821	495	Stainless steel	1	Pc	05	1,770	83021090
	9105822	9105822	595	Stainless steel	1	Pc	05	1,974	83024200
	9105823	9105823	795	Stainless steel	1	Pc	25	2,502	83024200
	9105824	9105824	895	Stainless steel	1	Pc	05	2,910	83024200
	9105825	9105825	995	Stainless steel	1	Pc	25	1,957	83024200
	9105826	9105826	1195	Stainless steel	1	Pc	25	2,139	83024200
Lamezia 	9247829	9247829	145	Anodised aluminium	1	Pc	25	314	83024200
	9247830	9247830	195	Anodised aluminium	1	Pc	25	392	83024200
	9105827	9105827	295	Anodised aluminium	1	Pc	25	893	83024200
	9105828	9105828	345	Anodised aluminium	1	Pc	25	951	83024200
	9105829	9105829	395	Anodised aluminium	1	Pc	25	1,097	83024200
	9105830	9105830	445	Anodised aluminium	1	Pc	25	738	83024200
	9105831	9105831	495	Anodised aluminium	1	Pc	25	1,419	83021090
	9105832	9105832	595	Anodised aluminium	1	Pc	25	992	83024200
	9105833	9105833	795	Anodised aluminium	1	Pc	25	1,320	83024200
	9105834	9105834	895	Anodised aluminium	1	Pc	25	2,530	83024200
	9105835	9105835	995	Anodised aluminium	1	Pc	25	1,721	83024200
	9105836	9105836	1195	Anodised aluminium	1	Pc	25	1,866	83024200

Aluminium Profiles

► 19 mm / 45 mm Aluminium Profiles



Product	Product Section	Glass Thickness	Width	Finish	Article No.	SAP	Unit	PU	MRP	HS Code
19 mm Straight Frame Profile 3000 mm		4 mm	19 mm	SA	9288843	9288843	Pc	04	1,186	76042990
				SS	9119030	9119030	Pc	04	1,600	76042990
				CP	9216230	9216230	Pc	04	2,219	76042990
19 mm Straight Frame Profile with handle 3000 mm		4 mm	19 mm	SA	9283472	9283472	Pc	04	1,390	76042990
				SS	9119044	9119044	Pc	04	2,036	76042990
				CP	9216231	9216231	Pc	04	2,036	76042990
45 mm (Econ) Straight Frame Profile for small shutters 3000 mm		4 mm	45 mm	SA	9283532	9283532	Pc	04	1,683	76042990
				SS	9299243	9299243	Pc	04	2,341	76042990
				BL	9299245	9299245	Pc	04	2,341	76042990
				CP	9300514	9300514	Pc	04	2,341	76042990
45 mm (Econ) Straight Frame Profile with L Handle for small shutters 3000 mm		4 mm	45 mm	SA	9283533	9283533	Pc	04	2,223	76042990
				SS	9299244	9299244	Pc	04	3,112	76042990
				BL	9299246	9299246	Pc	04	3,112	76042990
				CP	9300479	9300479	Pc	04	3,112	76042990
45 mm Straight Frame Profile 3000 mm		4 mm	45 mm	SA	9283473	9283473	Pc	04	2,145	76042990
45 mm Straight Frame Profile with L Handle 3000 mm		4 mm	45 mm	SA	9283485	9283485	Pc	04	2,800	76042990
45 mm Straight Frame Profile with C Handle 3000 mm		4 mm	45 mm	SA	9283474	9283474	Pc	04	2,207	76042990
45 mm Straight Frame Profile with F Handle 3000 mm		4 mm	45 mm	SA	9283494	9283494	Pc	04	3,022	76042990
45 mm Straight Stick-On Frame Profile 3000 mm		4 mm	45 mm	SA	9283488	9283488	Pc	04	1,729	76042990
				SS	9302252	9302252	Pc	04	2,594	76042990
				CP	9302254	9302254	Pc	04	2,594	76042990

• CP – Chrome finish • SS – Stainless steel finish • SA – Silver finish • CH – Champagne Finish • BL – Black

Aluminium Profiles

► 45 mm / 55 mm Aluminium Profiles



Product	Product Section	Glass Thickness	Width	Finish	Article No.	SAP	Unit	PU	MRP	HS Code
45 mm Straight Stick-On Frame Profile with L handle 3000 mm		4 mm	45 mm	SA	9283487	9283487	Pc	04	2,344	76042990
				SS	9302229	9302229	Pc	04	3,516	76042990
				CP	9302251	9302251	Pc	04	3,516	76042990
45 mm Straight Frameless Stick on Profile 3000 mm		4 mm	45 mm	SA	9306110	9306110	Pc	04	1,760	76042990
				BL	9306163	9306163	Pc	04	2,645	76042990
				SS	9306161	9306161	Pc	04	2,645	76042990
				CP	9306162	9306162	Pc	04	2,645	76042990
45 mm Straight Frameless Stick on Handle Profile 3000 mm		4 mm	45 mm	SA	9306164	9306164	Pc	04	2,250	76042990
				BL	9306167	9306167	Pc	04	3,375	76042990
				SS	9306165	9306165	Pc	04	3,375	76042990
				CP	9306166	9306166	Pc	04	3,375	76042990
55 mm Straight Frame Profile 3000 mm		4 mm	55 mm	SA	9288842	9288842	Pc	04	2,435	76042990
55 mm Straight Frame Profile with C Handle 3000 mm		4 mm	55 mm	SA	9288844	9288844	Pc	04	2,948	76042990
55 mm Curved Frame Profile 3000 mm		4 / 5 mm	55 mm	CP	9216228	9216228	Pc	04	3,470	76042990
55 mm Curved Frame Profile with C Handle 3000 mm		4 / 5 mm	55 mm	CP	9216229	9216229	Pc	04	4,047	76042990
Angle Connector Set (For all aluminum profiles)		1 Set Consists of 4 connectors & 8 screws			9303247	9303247	Set	30	110	83024200

• CP – Chrome finish • SS – Stainless steel finish • SA – Silver finish • CH – Champagne Finish • BL – Black

Aluminium Profiles

► Edge Profile & Gola Profile



Item Description	Profile Section	Suitable for (mm)	Width (mm)	Finish	Article No.	SAP	Unit	PU	MRP	HS Code
Edge Profile										
Edge Profile (22 mm) 3000 mm		19 mm board thickness		SA	9283498	9283498	Pc	08	444	76042990
				SS	9299208	9299208	Pc	08	629	76042990
				CP	9302261	9302261	Pc	08	629	76042990
Edge Profile (25 mm) 3000 mm		22 mm board thickness		SA	9283500	9283500	Pc	08	472	76042990
				SS	9299209	9299209	Pc	08	701	76042990
				CP	9302262	9302262	Pc	08	701	76042990
Edge Profile for Wall cabinet 3000 mm		18 mm board thickness onwards	-	SA	9283517	9283517	Pc	12	1,350	76042990
				SS	9299223	9299223	Pc	12	2,025	76042990
Mid Way Joining profile 3000 mm		4 & 5 mm	17 mm	SS	9148139	9148139	Pc	08	1,692	76042990
				CP	9216234	9216234	Pc	08	1,692	76042990
Connector Set for Mid Way Joining Profile					9153818	9153818	Pc	10	106	76042990

Product	Product Section	Length (mm)	Finish	Article No.	SAP	Unit	PU	MRP	HS Code	
Gola Profile										
Gola profile C Type		3000		SA	9283515	9283515	Pc	10	1,420	76042990
				SS	9299221	9299221	Pc	10	2,130	76042990
				BL	9299226	9299226	Pc	10	2,130	76042990
				CP	9300522	9300522	Pc	10	2,130	76042990
Gola profile L Type		3000		SA	9283516	9283516	Pc	10	1,122	76042990
				SS	9299222	9299222	Pc	10	1,683	76042990
				BL	9299225	9299225	Pc	10	1,683	76042990
				CP	9300521	9300521	Pc	10	1,683	76042990

Item Description	Product	Compatible with	Side	Article No.	SAP	Unit	PU	MRP	HS Code
Gola Profile Accessories									
Gola Profile End Cap for C Type with screws		SA & CP	Left	9212563	9212563	Pc	20	277	76042990
			Right	9212564	9212564	Pc	20	277	76042990
		SS	Left	9218244	9218244	Pc	20	278	76042990
			Right	9218245	9218245	Pc	20	278	76042990
		BL	Left	9299044	9299044	Pc	20	305	76042990
			Right	9299045	9299045	Pc	20	305	76042990
Gola Profile End Cap for L Type with screws		SA & CP	Left	9212565	9212565	Pc	20	277	76042990
			Right	9212566	9212566	Pc	20	277	76042990
		SS	Left	9218246	9218246	Pc	20	278	76042990
			Right	9218247	9218247	Pc	20	278	76042990
		BL	Left	9299042	9299042	Pc	20	305	76042990
			Right	9299043	9299043	Pc	20	305	76042990
Gola Outer Angle Profile Connector with screws		SA & CP		9212567	9212567	Pc	20	312	76042990
		SS		9218248	9218248	Pc	20	312	76042990
		BL		9299046	9299046	Pc	20	305	76042990
Gola Inner Angle Profile Connector with screws		SA & CP		9212568	9212568	Pc	20	422	76042990
		SS		9218269	9218269	Pc	20	422	76042990
		BL		9299047	9299047	Pc	20	470	76042990
Gola L Connector set with screws		-		9220600	9220600	Pc	20	46	76042990

• CP - Chrome finish • SS - Stainless steel finish • SA - Silver finish • CH - Champagne Finish • BL - Black

Aluminium Profiles

► Profile Handles, Vertical Gola Profile & Sink Counter Profile



Product	Product Section	Details	Finish	Article No.	SAP	Unit	PU	MRP	HS Code
Handle Eslinga (G Profile)		Profile height 40 mm & Length 3000 mm	SA	9283502	9283502	Pc	04	2,873	76042990
Eslinga Econ (G Profile)		Profile height 35 mm & Length 3000 mm	SA	9283503	9283503	Pc	04	1,877	76042990
			SS	9299210	9299210	Pc	04	2,628	76042990
			BL	9299224	9299224	Pc	04	2,628	76042990
			CP	9300513	9300513	Pc	04	2,628	76042990
Lutetia		Profile height 28 mm & Length 3000 mm	SA	9133756	9133756	Pc	04	1,525	76042990
Spira		Profile Ht- 43 mm & Length 2000 mm	SA	115314	9126106	Pc	04	1,515	76042990
		End Cap	-	115298	9126165	Pc	20	277	83024200
Calisia		Length 1950 mm	SA	115105	9125763	Pc	08	2,219	76042990
Lindavia		for 19 mm board & Length 2000 mm	SA	115115	9125832	Pc	12	1,559	94039000
Ticinum		Length 2000 mm	SA	9131455	9131455	Pc	12	3,284	76042990
Seveso		Profile height 38mm for 19 mm thickness & Length 2400 mm	SA	9995123	1161200	Pc	06	1,001	76042990

Product	Product Section	Length (mm)	Finish	Article No.	SAP	Unit	PU	MRP	HS Code
---------	-----------------	-------------	--------	-------------	-----	------	----	-----	---------

Gola Profile

Gola profile (Vertical application)		3000	SA	9293474	9293474	Pc	4	2,248	76042990
		3000	SS	9302257	9302257	Pc	4	3,372	76042990
		3000	BL	9300496	9300496	Pc	4	3,372	76042990
		3000	CP	9300524	9300524	Pc	4	3,372	76042990
Gola profile (Vertical application)		3000	SA	9293473	9293473	Pc	4	1,994	76042990
		3000	SS	9302256	9302256	Pc	4	2,991	76042990
		3000	BL	9300494	9300494	Pc	4	2,991	76042990
		3000	CP	9300523	9300523	Pc	4	2,991	76042990

Product	Product Section	Length (mm)	Finish	Article No.	SAP	Unit	PU	MRP	HS Code
---------	-----------------	-------------	--------	-------------	-----	------	----	-----	---------

Sink Counter Profile With Connectors

Sink counter profile		3000	SA	9293475	9293475	Pc	6	1,177	76042990
Bracket for sink counter profile left		-	-	9293678	9293678	Pc	50	26	76042990
Bracket for sink counter profile right		-	-	9293699	9293699	Pc	50	26	76042990

• CP - Chrome finish • SS - Stainless steel finish • SA - Silver finish • CH - Champagne Finish • BL - Black

Screws

► CSK Screws, Pan Head Screws, SS Screws & Handle Fixing Screws



HETTICH – Countersunk Saw Thread



Material: Steel
Finish: Zinc Coated
Head: Countersunk
Drive: Pozi Drive
Thread: Saw
Packing: Small/Retail

Dimension	Gauge	Article no.	SAP	Unit	PU	MRP/100	HS Code
Ø3 x 12	5	9162378	9162378	Pc	1000	85	73181200
Ø3 x 12	5	9169370	9169370	Pc	1000	88	73181200
Ø3.5 x 12	6	9148092	9148092	Pc	1000	89	73181200
Ø3.5 x 16	6	9137980	9137980	Pc	1000	91	73181200
Ø3.5 x 20	6	9153820	9153820	Pc	1000	96	73181200
Ø3.5 x 25	6	9162379	9162379	Pc	1000	110	73181200
Ø3.5 x 30	6	9162380	9162380	Pc	1000	128	73181200
Ø3.5 x 35	6	9169371	9169371	Pc	1000	130	73181200
Ø3.5 x 40	6	9162381	9162381	Pc	500	157	73181200
Ø4.0 x 12	8	9169372	9169372	Pc	1000	97	73181200
Ø4.0 x 16	8	9137992	9137992	Pc	1000	112	73181200
Ø4.0 x 20	8	9137991	9137991	Pc	1000	115	73181200
Ø4.0 x 25	8	9137993	9137993	Pc	1000	135	73181200
Ø4.0 x 30	8	9140272	9140272	Pc	1000	147	73181200
Ø4.0 x 35	8	9140274	9140274	Pc	500	176	73181200
Ø4.0 x 40	8	9140275	9140275	Pc	500	187	73181200
Ø4.0 x 45	8	9140276	9140276	Pc	500	203	73181200
Ø4.0 x 50	8	9169373	9169373	Pc	500	211	73181200
Ø5.0 x 50	10	9148093	9148093	Pc	200	394	73181200
Ø5.0 x 60	10	9153821	9153821	Pc	200	451	73181200
Ø5.0 x 70	10	9153822	9153822	Pc	200	526	73181200
Ø5.0 x 80	10	9169376	9169376	Pc	100	645	73181200
Ø5.0 x 90	10	9169378	9169378	Pc	100	775	73181200
Ø5.0 x 100	10	9169380	9169380	Pc	100	894	73181200

HETTICH – Zinc Countersunk Industrial Packing



Material: Steel
Finish: Zink
Head: Countersunk
Drive: Pozi Drive
Thread: Saw
Packing: Industrial

Dimension	Gauge	Article no.	SAP	Unit	PU	MRP/100	HS Code
Ø3.5 x 12	6	9200221	9200221	Pc	28000	51	73181200
Ø3.5 x 16	6	9200222	9200222	Pc	25000	51	73181200
Ø3.5 x 20	6	9200223	9200223	Pc	20000	55	73181200
Ø4.0 x 16	8	9200224	9200224	Pc	17000	62	73181200
Ø4.0 x 20	8	9200225	9200225	Pc	15000	65	73181200
Ø4.0 x 25	8	9200226	9200226	Pc	13000	75	73181200
Ø4.0 x 30	8	9200227	9200227	Pc	10000	86	73181200
Ø4.0 x 35	8	9200228	9200228	Pc	9000	95	73181200
Ø5.0 x 50	10	9200252	9200252	Pc	4500	194	73181200

HETTICH – Pan head Saw Thread



Material: Steel
Finish: Zinc Coated
Head: Pan head
Drive: Pozi Drive
Thread: Saw
Packing: Retail

Dimension	Gauge	Article no.	SAP	Unit	PU	MRP/100	HS Code
Ø4.0 x 16	8	9137999	9137999	Pc	1000	82	73181200
Ø4.0 x 30	8	9169386	9169386	Pc	500	131	73181200

HETTICH – Stainless Steel CounterSunk Saw thread



Material: Magnetic
Finish: -
Head: Countersunk
Drive: Pozi Drive
Thread: Saw
Packing: Retail



Dimension	Gauge	Article no.	SAP	Unit	PU	MRP/100	HS Code
Ø3.5 x 12	6	9162382	9162382	Pc	1000	108	73181200
Ø3.5 x 16	6	9154452	9154452	Pc	1000	122	73181200
Ø3.5 x 20	6	9162383	9162383	Pc	1000	138	73181200
Ø3.5 x 25	6	9162384	9162384	Pc	1000	169	73181200
Ø3.5 x 30	6	9162385	9162385	Pc	1000	183	73181200
Ø3.5 x 35	6	9162386	9162386	Pc	1000	214	73181200
Ø4.0 x 16	8	9162388	9162388	Pc	1000	154	73181200
Ø4.0 x 20	8	9154453	9154453	Pc	1000	176	73181200
Ø4.0 x 25	8	9154454	9154454	Pc	1000	209	73181200
Ø4.0 x 30	8	9154455	9154455	Pc	1000	242	73181200
Ø4.0 x 35	8	9154456	9154456	Pc	500	265	73181200
Ø4.0 x 40	8	9162389	9162389	Pc	500	315	73181200
Ø5.0 x 50	10	9154459	9154459	Pc	200	592	73181200
Ø5.0 x 60	10	9169394	9169394	Pc	200	726	73181200
Ø5.0 x 70	10	9154461	9154461	Pc	200	760	73181200









HETTICH – Handle Fixing Screws



Material: Steel
Finish: Zinc Coated
Head: Pan head
Drive: Cross recessed
Thread: M4
Packing: Retail

S.no.	Description & Dimension	Qty.	Article No.	SAP	Unit	PU	MRP	HS Code
1	Handle Fixing Screw M4 x 22	100	71549	71549	Pc	1000	174	73181200
2	Handle Fixing Screw M4 x 24	100	71555	71555	Pc	1000	181	73181200
3	Handle Fixing Screw M4 x 26	100	71556	71556	Pc	1000	193	73181200
4	Handle Fixing Screw M4 x 28	100	71557	71557	Pc	500	203	73181200
5	Handle Fixing Screw M4 x 30	100	71558	71558	Pc	500	218	73181200
6	Handle Fixing Screw M4 x 32	100	71559	71559	Pc	500	228	73181200
7	Handle Fixing Screw M4 x 36	100	71561	71561	Pc	500	241	73181200
8	Handle Fixing Screw M4 x 38	100	71562	71562	Pc	500	257	73181200
9	Handle Fixing Screw M4 x 40	100	71563	71563	Pc	200	273	73181200
10	Handle Fixing Screw M4 x 50	100	9184222	9184222	Pc	200	319	73181200



Product	Article No.	SAP	Item Description	Qty.	Unit	PU	MRP	HS Code
Lights								
	Linear Light							
	5580113	9243905	LED Versa Inside 60,12VDC, WW, L=5m, 4.8W/m LTG 1.8m, M1	1	Pc	1	5,259	94054039
	5580513	9243901	LED Versa Inside 90,12VDC, WW, L=5m, 7.2W/m LTG 1.8m, M1	1	Pc	1	6,843	94054039
	Linear Light Accessories							
	3633002	9243892	Feeder 1700 mm for sections (max. 36 W), 12 V DC	1	Pc	1	283	85444290
	3633401	9254412	Direct Connector (max. 36 W)[Strip to strip connector]	1	Pc	1	182	94059200
	3633501	9258311	Direct Connector 90° (max. 36W)	1	Pc	1	173	94059200
	3633601	9283535	Flexible connector 100 mm (max. 36 W)	1	Set	1	2,760	94059200
Profiles								
	ChannelLine B							
	5566002	9162612	ChannelLine B, Opal Cover, Aluminium / plastic profile 3000 mm, Depth = 13.5 mm	1	Pc	1	4,563	94054039
	2556801	9244247	End Cap	1	Set	1	143	94059200
	2553601	9244278	Spring Channel line B/C	1	Pc	2	126	94059900
	ChannelLine F							
	5566402	9162630	ChannelLine F, Opal Cover, Plastic profile 3000 mm, Depth =8mm	1	Pc	1	3,063	94054039
	ChannelLine H (Corner Profile)							
	5570602	9244566	ChannelLine H, Opal Cover, Aluminium / plastic profile 3000 mm, Depth =11mm	1	Pc	1	3,790	94054039
	2555901	9244567	End cap (Set of 2)	1	Set	1	105	94059200
	ChannelLine G2							
	5570502	9244282	ChannelLine G2, Aluminium / plastic profile 3000 mm, Opal cover, Depth = 9.6mm	1	Pc	1	4,706	94059900
	2555601	9244283	End cap (2 units per set, left + right)	1	Set	1	129	94059200
	ChannelLine C Recessed Profile							
	5566102	9162617	ChannelLine C, Aluminium / plastic profile 3000 mm, Opal cover, Depth = 7.5mm	1	Pc	1	4,524	94054039
	2556901	9242650	End cap (2 units per set)	1	Set	1	143	94059200
	ChannelLine D, Recessed and Surface Mounted Profile							
	5566202	9162620	ChannelLine Versa D - L=3000mm, opal cover, Depth = 10mm	1	Pc	1	4,657	94054039
	2557001	9244279	End cap (2 units per set)	1	Set	1	143	94059200

Magic Lights

► Spot Lights & Special Lights



Product	Article No.	SAP	Item Description	Qty.	Unit	PU	MRP	HS Code
Spot Light and special Light								
	Powerlite Plus							
	3206319	9246819	PowerLite Plus round stainless steel look,12 V DC, WW, 3.5 W	1	Pc	1	2,066	94054039
	MultiLite Flood							
	3215011	9245068	MultiLite Flood, Al look, WW, 12V DC (Light without outer ring)	1	Pc	1	2,415	94054039
	2517526	9245072	Cover Ring- Aluminum look	1	Pc	1	280	94059200
	2517516	9245073	Cover Ring- Chrome, Matte	1	Pc	1	280	94059200
	2517509	9245077	Cover Ring- Stainless Steel finish	1	Pc	1	413	94059200
	2517504	9254413	Cover Ring- Gold finish	1	Pc	1	329	94059200
2517502	9254414	Cover Ring- Bronze	1	Pc	1	280	94059200	
	Eco Spot							
	3215316	9245101	Eco spot aluminium finish	1	Pc	1	916	94054099
	3624406	9245114	Surface mounted housing aluminium finish	1	Pc	1	262	94054090
	EcoPower L							
	3623606	9245119	Surface mounting housing in aluminium finish	1	Pc	1	331	94054090
	3214416	9245088	LED Eco Power L Aluminium Look warm white	1	Pc	1	1,510	94054039
	Power Square Long (Used below wall unit)							
	3461717	9162644	600 mm,12VDC, Al, WW, 3.6W	1	Pc	1	7,416	94054090
	3461817	9162646	900 mm,12VDC, Al, WW, 5.4W	1	Pc	1	10,650	94054090
	3461917	9162648	1200 mm,12VDC, Al, WW, 7.2W	1	Pc	1	13,881	94054090
Special Light								
	GlasLine (Back glass profile), Set							
	5580112	9243903	Versa Inside 60, 1.2 m strip in WW, L=1200mm,	1	Pc	1	1,566	94054039
	1872001	9162721	12VDC, 5W U-profile for flexible strip 14 x 11.2 x 3000 mm	1	Pc	1	4,252	94059900
	1849110	9258327	spacer for glass plate	1	Pc	1	601	94059200
	3414901	9162759	Ice, Warm white, 0.9W	1	Pc	1	2,331	94054090
	Drawer Light with integrated IR sensor							
	5516803	9162747	LED Innoline Plus NW 12V DC L=401-600 mm, 6W	1	Pc	1	4,507	94054090
	5516804	9162748	LED Innoline Plus NW 12V DC L=501-600 mm, 3 W	1	Pc	1	4,969	94054090
	5516807	9162751	LED Innoline Plus NW 12V DC L=801-900 mm, 4.5 W	1	Pc	1	5,916	94054090
	5516808	9162752	LED Innoline Plus NW 12V DC L=901-1000 mm, 5 W	1	Pc	1	6,273	94054090
	5516810	9162754	LED Innoline Plus NW 12V DC L=1101-1200 mm, 6W	1	Pc	1	7,063	94054090
	Wardrobe Light with inbuild motion sensor							
	9150406	9150406	LED Lite Pipe 12V 1000 mm WW, 5W	1	Pc	1	9,955	94054090
	9150407	9150407	LED Lite Pipe 12V 1200 mm WW, 5W	1	Pc	1	10,787	94054090
	9150408	9150408	LED Lite Pipe 12V 1000 mm CW, 5.5W	1	Pc	1	9,955	94054090
	9150409	9150409	LED Lite Pipe 12V 1200 mm CW, 5.5W	1	Pc	1	10,787	94054090
	9162787	9162787	LED - Transformer 12VDC 6W HIN	1	Pc	1	1,518	85365080

Magic Lights

► Sensor, Ballasts & Accessories



Product	Article No.	SAP	Item Description	Qty.	Unit	PU	MRP	HS Code
Sensor								
	IR Sensor (Surface mounting)							
	3076401	9152784	Master unit 12 V DC	1	Pc	1	1,769	85365007
	3064201	9152785	IR-Sensor for surface mounting	1	Pc	1	1,158	85365007
	IR Sensor (Drill Hole mounting)							
	3076401	9152784	Master unit 12 V DC	1	Pc	1	1,769	85365007
	3076751	9245711	IR Sensor for Drill hole mounting	1	Pc	1	791	85365005
	IR Sensor - Without Master Unit							
	3103301	9267112	IR Door Contact switch standalone (it doesn't required master unit)	1	Pc	1	2,208	85365005
	Motion Sensor							
	3076401	9152784	Master unit 12 V DC	1	Pc	1	1,769	85365007
	3063801	9152786	IR Sensor for Drill hole mounting	1	Pc	1	1,895	85365007
	Motion Sensor without Master Unit							
	3078401	9267111	Motion -Sensor (standalone)	1	Pc	1	2,242	85365005
	Master unit 12 V DC							
	3076401	9152784	Master unit 12 V DC	1	Pc	1	1,769	85365007
	Extension Wire For Sensor							
	1823803	9259373	Extension lead sensor cable - 2.5 mm jack - 2000 mm	1	Pc	1	490	85444290
Ballasts								
	3022602	9162787	LED-Ballast 12V DC 6W with flat euro plug	1	Pc	1	1,518	85365080
	3101601	9244918	LED-Ballast 12V DC 20 W with flat Euro plug and 6- way distributor	1	Pc	1	2,335	85044082
	3100207	9248604	LED-Ballast 12V DC 30 W with flat Euro plug and 6- way distributor	1	Pc	1	3,757	85365080
	3011501	9162792	LED ballast (wide voltage) 30 W with flat Euro plug	1	Pc	1	5,179	85365080
	3099801	9162794	LED-Ballast 12V DC 50 W with flat Euro plug and 6- way distributor	1	Pc	1	4,890	85365080
Accessories								
	3685201	9244295	LED 3 way Distributer M1, 12V DC	1	Pc	1	367	85444290
	3612501	9084272	LED 6 way Distributer=M1 2m, 12V DC	1	Pc	1	589	85444290
	3676801	9104773	LED Extension M1, 12 V DC	1	Pc	1	286	85444290
	3623801	9244294	Cable Duct, self-adhesive, 1000mm, white	1	Pc	1	528	94059200










Cube Shelving System



► Basic Profiles & Sliding Profiles

Product	Article No.	SAP	Item Description	Finish	Qty.	Unit	PU	MRP	HS Code
Basic Profiles									
	9282553	9282553	Basic profile (3000 mm length)	Matt Black	1	Pc	4	3,794	76042100
	9282555	9282555		Matt Nickel	1	Pc	4	3,794	76042100
	9282556	9282556	Profile for shelf panels for 16 mm panels (3000 mm length)	Matt Black	1	Pc	4	3,794	76042100
	9282557	9282557		Matt Nickel	1	Pc	4	3,794	76042100
	9282558	9282558	Profile for glass panels for 6 mm glass panels (3000 mm length)	Matt Black	1	Pc	4	3,794	76042100
	9282560	9282560		Matt Nickel	1	Pc	4	3,794	76042100
	9282561	9282561	Profile for side/shelf panels for 16 mm profiles, screw-connected (3000 mm length)	Matt Black	1	Pc	4	3,794	76042100
	9282562	9282562		Matt Nickel	1	Pc	4	3,794	76042100
Sliding Profile (Compatible with Slideline M)									
	9282563	9282563	Profile for sliding doors – External mounting, top (3000 mm length) Overlay door Position	Matt Black	1	Pc	4	3,794	76042100
	9282564	9282564	Profile for sliding doors – External mounting, bottom (3000 mm length) Overlay door Position	Matt Black	1	Pc	4	3,794	76042100
	9282565	9282565	Profile for sliding doors – Internal mounting, top (3000 mm length) Inset door Position	Matt Black	1	Pc	4	3,794	76042100
	9282566	9282566	Profile for sliding doors – Internal mounting, bottom (3000 mm length) Inset door Position	Matt Black	1	Pc	4	3,794	76042100

Product	Article No.	SAP	Item Description	Finish	Qty.	Unit	PU	MRP	HS Code
Profile Connector									
	9282567	9282567	Double Connector 2 Way	Matt Black	1	Pc	1	773	83024200
	9282577	9282577	Triple 2D Connector 3 Way	Matt Black	1	Pc	1	782	83024200
	9282576	9282576		Matt Nickel	1	Pc	1	782	83024200
	9282568	9282568	Triple 3D Connector 3 Way	Matt Black	1	Pc	1	782	83024200
	9282589	9282589		Matt Nickel	1	Pc	1	782	83024200
	9282590	9282590	Quadruple Connector 4 Way	Matt Black	1	Pc	1	865	83024200
	9282580	9282580		Matt Nickel	1	Pc	1	865	83024200
	9282579	9282579	Quintuple Connector 5 Way	Matt Black	1	Pc	1	983	83024200
	9282578	9282578		Matt Nickel	1	Pc	1	983	83024200
Fixing Material & Accessories									
	9282575	9282575	Fixing Screw M5 x 6mm	Matt Black	1	Pc	200	17	73181558
	9282574	9282574		Matt Nickel	1	Pc	200	17	73181558
	9282376	9282376	Cover Cap For M5 Screw	Matt Black	1	Pc	200	11	39263000
	9282573	9282573	Wall Mounting Set	-	1	Set	1	660	83024200
	9282571	9282571	Cover Cap (Black)	Matt Black	1	Set	1	31	39263000
	9282572	9282572	Fastening Sleeve (Fixing Set)	-	1	Set	1	271	73269098
	9282570	9282570	Height adjustment stand 20 mm (Height Adjustable Socket set)	-	1	Set	4	182	73269098
	9282569	9282569	Connecting Thread M8 (Socket Adapter set)	-	1	Set	4	182	39263000
	9282377	9282377	Ball Catches	-	1	Pc	4	179	73182900
	9298658	9298658	Self Adhesive Felt Pads	-	1	Pc	1	90	56021019



Product	Article No.	SAP	Item Description	Qty.	Unit	PU	MRP	HS Code
	Mortise flush Door Hinge: HBN 20 Series							
	9228227	9228227	HBN-20 4141/160: 6.3x3.8x3.5, SS 304, Heavy duty hinge, Patented grease free ball bearing technology, Loading capacity 300kg/pair, EN1935 certified, Fire Rated; 200,000 cycles tested	01	Pair	01	8,490	83024110
	Mortise flush Door Hinge: HBN 14 Series							
	9228734	9228734	HBN-14 4x3x3 Square edge Z shape drilling pattern for timber doors, Capacity 160KG EN 1935 Grade14, Finish SS	1	Pair	1	1,736	83024110
	9228745	9228745	HBN-14 5x3x3 Square edge Z shape drilling pattern for timber doors, Capacity 160KG EN 1935 Grade14, Finish SS	1	Pair	1	1,862	83024110
	9228747	9228747	HBN-14 5x3x3 Round edge Z shape drilling pattern for timber doors, Capacity 160KG EN 1935 Grade14, Finish SS	1	Pair	1	1,862	83024110
	9250468	9250468	HBN-14 5x4x3 Square edge Z shape drilling pattern for timber doors, Capacity 160KG EN 1935 Grade14, Finish SS	1	Pair	1	2,012	83024110
	Spring Hinge							
	9228242	9228242	HBN-18-102/102-SPR: Spring Hinge, 4"x4"x3, SS 304, loading capacity 40kg/pair	01	Pair	01	1,901	83021090
	Lift off Hinge							
	9228245	9228245	HBN-13-4353C/102 SS L: Lift Off Hinge, 4"x3.5"x3, loading capacity 40kg/pair, DIN left	01	Pair	01	1,156	83021090
	9228764	9228764	HBN-13-4353C/102 SS R: Lift Off Hinge, 4"x3.5"x3, loading capacity 40kg/pair, DIN Right	01	Pair	01	1,271	83021090
	Rising Hinge							
	9228720	9228720	HBN-13-102/76-RSN DIN Right: Rising Hinge, 4"x3"x3, loading capacity 26kg/pair, DIN Right	01	Pair	01	1,187	83021090
	9228244	9228244	HBN-13-102/76-RSN DIN Left: Rising Hinge, 4"x3"x3, loading capacity 26kg/pair, DIN Left	01	Pair	01	1,187	83021090
	Flush Hinge							
	9228247	9228247	HBN- 13-4325ZM/102: Flush Hinge, 4"x3"x2.5 mm loading capacity 40kg/pair	01	Pair	01	946	83021090













Product	Article No.	SAP	Item Description	Qty.	Unit	PU	MRP	HS Code
	Concealed Hinges (Hinge Material: Base: Zinc Alloy; Connector: SS 304)							
	9228248	9228248	HBC-25-1835/117: Concealed Hinge for min door thickness: 29 mm, loading capacity: 50 kg/pair	1	Pair	1	4,212	83021090
	9228249	9228249	HBC-28-2245/117: Concealed Hinge for min door thickness: 35 mm, loading capacity: 50 kg/pair	1	Pair	1	6,721	83021090
	3D Concealed Hinges (Hinge Material: Base: Zinc Alloy; Connector: Aluminum Alloy)							
	9228474	9228474	HBC-25-1440/150Z-3D: 3D-Concealed Hinge, Min Door Thickness: 35 mm, Loading Capacity: 40 kg/pair, Finish Silver	1	Pair	1	3,999	83021090
	9228475	9228475	HBC-28-1640/150Z-3D: 3D-Concealed Hinge, Min Door Thickness: 40 mm, Loading Capacity: 80 kg/pair, Finish Silver	1	Pair	1	5,326	83021090
	9228476	9228476	HBC-34-1845/246Z-3D: 3D-Concealed Hinge, Min Door Thickness: 45 mm, Loading Capacity: 120 kg/pair, Finish Silver	1	Pair	1	7,571	83021090



Door Closer

► Door Closer with Slide Rail












Product	Article No.	SAP	Item Description	Qty.	Unit	PU	MRP	HS Code
Surface Mounted Door Closer with Slide rail								
  	HSS 61							
	9227802	9227802	HSS 61 B: EN 5-6, For Door Width 1250-1400 mm and Door Weight 100-250 kg; Adjustable Back-check; EN1154 certified, Fire Rated; 500,000 cycles tested. (For hinge side mounting only)	1	Set	1	24,012	83024110
  	HSS 41							
	9227808	9227808	HSS 41: EN 1-4, With slide rail B; For Door Width 750-1100 mm and Door Weight 20-120 kg; Fixed Back-check; EN1154 certified, Fire Rated; 500,000 cycles tested.	1	Set	1	15,043	83024110
  	HSS 31							
	9227810	9227810	HSS 31: EN 1-3, With slide rail B; For Door Width 750-950 mm and Door Weight 20-100 kg; Fixed Back-check; EN1154 certified, Fire Rated; 500,000 cycles tested.	1	Set	1	12,232	83024110
  	HSS 33							
	9227812	9227812	HSS 33: EN 3, With slide rail K; For Door Width 750-950 mm and Door Weight 20-80 kg; EN1154 certified, Fire Rated; 500,000 cycles tested. (Cannot be made hold open door closer)	1	Set	1	8,284	83024110



Door Closer

► Door Closer with Standard Arm






















Product	Article No.	SAP	Item Description	Qty.	Unit	PU	MRP	HS Code
Surface Mounted Door Closer with Standard Arm								
 	HSA 20							
	9227814	9227814	HSA 20: EN 2/3/5, For Door Width 850-1250 mm and Door Weight 20-150 kg; Fixed Back-check; EN1154 certified, Fire Rated; 500,000 cycles tested.	1	Set	1	7,343	83024110
	HSA 15							
	9227815	9227815	HSA 15: EN 2/3/4/5, For Door Width 850-1250 mm and Door Weight 40-100 kg.	1	Set	1	6,498	83024110
	HSA 14							
	9228418	9228418	HSA 14: EN 1/2/3/4, For Door Width 750-1100 mm and Door Weight 40-80 kg.	1	Set	1	4,935	83024110
 	HSA 10 D EN							
	9227817	9227817	HSA 10 D EN: EN 2/3/4, For Door Width 850-1100 mm and Door Weight 40-80 kg; with standard arm; EN 1154 Certified; Fire Rated.	1	Set	1	3,413	83024110
	9228767	9228767	HSA 10 D EN HO: EN 2/3/4, For Door Width 850-1100 mm and Door Weight 40-80 kg; With Hold Open Arm, EN 1154 Certified; Fire Rated.	1	Set	1	4,012	83024110
 	HSA 10 F							
	9227816	9227816	HSA 10 F: EN 2/3/4, For Door Width 850-1100 mm and Door Weight 40-80 kg; Fire Rated; with standard arm	1	Set	1	2,990	83024110
	9228766	9228766	HSA 10 F HO: EN 2/3/4, For Door Width 850-1100 mm and Door Weight 40-80 kg, with Hold Open Arm, Fire Rated	1	Set	1	3,859	83024110
	HSA 10							
	9227818	9227818	HSA 10: EN 2/3/4, For Door Width 850-1100 mm and Door Weight 40-80 kg, with standard arm;	1	Set	1	2,592	83024110
	9228765	9228765	HSA 10 HO: EN 2/3/4, For Door Width 850-1100 mm and Door Weight 40-80 kg, with Hold Open Arm	1	Set	1	3,479	83024110

Door Closer

- ▶ Door Closer with Standard Arm
- & Concealed Door Closer with hold open Slide Rail




Product	Article No.	SAP	Item Description	Qty.	Unit	PU	MRP	HS Code
	HSA 10 X							
	9250587	9250587	HSA 10 X: EN 3, For Door Width 750-1000 mm and Door Weight 20-60 kg, with standard arm	1	Set	1	1,735	83014000
Concealed Door Closer with hold open Slide rail								
  	HCS Multi G							
	9227820	9227820	HCS Multi G only Body: EN 2-5, For Door Width 850-1250 mm and Door Weight 40-130 kg; EN1154 Certified; Fire rated; 500,000 cycle tested (Min. Door Thickness - 40 mm)	1	Set	1	37,520	83024110
	9227825	9227825	Slide rail for HCS Multi G 21x31, With hold open Fire Rating of 120 minutes applicable if used without HO unit	1	Set	1	9,734	83024110
  	HCS 400							
	9250843	9250843	HCS 400 with hold open Slide rail: EN 2-4, For Door Width 850-1100 mm and Door Weight 40-120 kg; EN1154 Certified; Fire rated; 500,000 cycle tested (Min. Door Thickness - 40 mm) Fire Rating of 120 minutes applicable if used without HO unit	1	Set	1	15,051	83024110
	HCS 385							
	9227823	9227823	HCS 385: EN 2-4, With Hold Open Slide rail; For Door Width 850-1100 mm and Door Weight 40-80 kg (Min. Door Thickness - 45 mm).	1	Set	1	7,922	83024110
	HCS 380							
	9227824	9227824	HCS 380: EN 3, With Hold Open Slide rail; For Door Width 950 mm and Door Weight 60 kg (Min. Door Thickness - 40 mm).	1	Set	1	5,952	83024110
Door Closer Accessories								
	Hold Open Arm							
	9227829	9227829	Hold Open Arm (70-130°) for all standard arm model	1	Set	1	2,016	83024110
	Hold open device							
	9227831	9227831	FKL Hold Open device for slide rail B for Models: HSS 61/51/41/31 (not to be used with HSS 33)	1	Set	1	962	83024110


Product	Article No.	SAP	Item Description	Qty.	Unit	PU	MRP	HS Code
Material: Zamak; Coating: PVD; Rust Resistance: Grade 4: 178 Hours Salt Spay Test; Warranty on Coating 15 years; Functional Warranty 5 years (Made & Design in Italy)								
	HFTA IB							
	9250912	9250912	HFTA Polished Chrome finish	1	Set	1	16,289	83024110
	HFTA PC							
	9250913	9250913	HFTA Inox Brass finish	1	Set	1	19,391	83024110
	HFTA RC							
	9250914	9250914	HFTA Red Copper Polished finish	1	Set	1	19,391	83024110
	HFTA AP							
	9250915	9250915	HFTA Anthracite Polished finish	1	Set	1	19,391	83024110
	HFEN PC							
	9250917	9250917	HFEN Polished Chrome finish	1	Set	1	16,289	83024110
	HFEN IB							
	9250918	9250918	HFEN Inox Brass finish	1	Set	1	19,391	83024110
	HFEN RC							
	9250919	9250919	HFEN Red Copper Polished finish	1	Set	1	19,391	83024110
	HFEN AP							
	9250920	9250920	HFEN Anthracite Polished finish	1	Set	1	19,391	83024110


Product	Article No.	SAP	Item Description	Qty.	Unit	PU	MRP	HS Code
---------	-------------	-----	------------------	------	------	----	-----	---------

Material: Zamak; Coating: Electroplating; Rust Resistance: Grade 4: 178 Hours Salt Spay Test; Warranty on Coating 3 years; Functional Warranty 5 years (Made & Design in Italy)

HFLE AB								
	9250931	9250931	HFLE Antique Brass Matt finish	1	Set	1	10,549	83024110

HFLE PC								
	9250932	9250932	HFLE Polished Chrome finish	1	Set	1	16,289	83024110

HFSH PC								
	9250933	9250933	HFSH Polished Chrome finish	1	Set	1	13,031	83024110

HFSH SC								
	9250934	9250934	HFSH Satin Chrome finish	1	Set	1	13,031	83024110


Material: Brass; Coating: PVD; Rust Resistance: Grade 4: 178 Hours Salt Spay Test; Warranty on Coating 15 years; Functional Warranty 5 years (Made & Design in Italy)


HFIB RC								
	9250927	9250927	HFIB Red Copper Polished finish	1	Set	1	17,686	83024110


HFIB AP								
	9250928	9250928	HFIB Anthracite Polished finish	1	Set	1	17,686	83024110

Product	Article No.	SAP	Item Description	Qty.	Unit	PU	MRP	HS Code
---------	-------------	-----	------------------	------	------	----	-----	---------

Material: Brass; Coating: Electroplating; Rust Resistance: Grade 4: 178 Hours Salt Spay Test; Warranty on Coating 3 years; Functional Warranty 5 years (Made & Design in Italy)


HFAR IB								
	9250922	9250922	HFTA Inox Brass finish	1	Set	1	11,325	83024110


HFAR AB								
	9250923	9250923	HFAR Antique Brass Matt finish	1	Set	1	11,325	83024110

HFST PB								
	9250924	9250924	HFST Polished Brass finish	1	Set	1	5,895	83024110

HFST BI								
	9250925	9250925	HFST Black Iron Matt finish	1	Set	1	6,826	83024110

HFST AC								
	9250926	9250926	HFST Anticato Finish	1	Set	1	6,826	83024110










HFSW PC								
	9250929	9250929	HFSW Polished Chrome finish	1	Set	1	16,289	83024110

HFSW SC								
	9250930	9250930	HFSW Satin Chrome finish	1	Set	1	16,289	83024110

Mortise Locking Solution

► ProLock 2 Et ProLock 1















Product	Article No.	SAP	Item Description	Qty.	Unit	PU	MRP	HS Code
Mortise Handles-ProLock 2 (Hollow) SS 304, Satin finish, EN 1906 certified; 200,000 cycles tested; 5 years Functional Warranty								
	Prolock 2 HH 410 as per EN 1906 (Hollow)							
	9228078	9228078	ProLock 2 HH 410 Handle + Handle set SS	1	Set	1	3,260	83024110
Mortise Handles-ProLock 1 SS 304, ; 200,000 cycles tested in-house lab.; 5 years Functional Warranty								
     F	Prolock 1 HH 2110 (Hollow)							
	9228099	9228099	ProLock 1 HH 2110 Handle + Handle set SS	1	Set	1	1,465	83024110
	9249908	9249908	ProLock 1 HH 2110 Handle + Handle set AB	1	Set	1	1,639	83021090
	9249960	9249960	ProLock 1 HH 2110 Handle + Handle set CR	1	Set	1	1,639	83021090
	9250012	9250012	ProLock 1 HH 2110 Handle + Handle set BL	1	Set	1	1,744	83021090
	9250064	9250064	ProLock 1 HH 2110 Handle + Handle set PB	1	Set	1	1,639	83021090
 F	Prolock 1 HH 2210 (Hollow)							
	9250321	9250321	ProLock 1 HH 2210 Handle + Handle set SS	1	Set	1	1,341	83024110
  F	Prolock 1 HH 2310 (Hollow)							
	9228102	9228102	ProLock 1 HH 2310 Handle + Handle set SS	1	Set	1	1,465	83024110
	9228104	9228104	ProLock 1 HH 2310 Handle + WC Bathroom set SS (Please order only Bathroom Lock along with WC version set)	1	Set	1	2,125	83024110
	9249910	9249910	ProLock 1 HH 2310 Handle + Handle set AB	1	Set	1	1,639	83021090
SS: Stainless Steel AB: Antique Brass CR: Chrome BL: Black SB: Satin Brass								

Mortise Locking Solution

►ProLock 1










Product	Article No.	SAP	Item Description	Qty.	Unit	PU	MRP	HS Code
Prolock 1 HH 2340 (Hollow)								
	9228108	9228108	ProLock 1 HH 2340 Handle + Handle set SS	1	Set	1	1,434	83024110
 	9249914	9249914	ProLock 1 HH 2340 Handle + Handle set AB	1	Set	1	1,639	83021090
Prolock 1 HH 2410 (Hollow)								
	9228111	9228111	ProLock 1 HH 2410 Handle + Handle set SS	1	Set	1	1,941	83024110
 	9249916	9249916	ProLock 1 HH 2410 Handle + Handle set AB	1	Set	1	2,101	83021090
Prolock 1 HH 2510 (Hollow)								
 	9251130	9251130	ProLock 1 HH 2510 Handle + Handle set SS	1	Set	1	1,341	83024110
Prolock 1 HH 2730 (Hollow)								
	9228114	9228114	ProLock 1 HH 2730 Handle + Handle set SS	1	Set	1	1,871	83024110
Prolock 1 HH 2610 (SS 304 Solid Die cast) (Suitable for door thickness of 40-66 mm)								
	9228768	9228768	ProLock 1 HH 2610 Handle + Handle set SS	1	Set	1	3,005	83024110
	9249923	9249923	ProLock 1 HH 2610 Handle + Handle set AB	1	Set	1	3,151	83021090
	9250079	9250079	ProLock 1 HH 2610 Handle + Handle set PB	1	Set	1	3,151	83021090
SS: Stainless Steel AB: Antique Brass CR: Chrome BL: Black SB: Satin Brass								

Mortise Locking Solution

►ProLock 1









Product	Article No.	SAP	Item Description	Qty.	Unit	PU	MRP	HS Code
	Prolock 1 HH 2620 (SS 304 Solid Die cast) (Suitable for door thickness of 40–66 mm)							
	9228770	9228770	ProLock 1 HH 2620 Handle + Handle set SS	1	Set	1	3,005	83024110
	Prolock 1 HH 2630 (SS 304 Solid Die cast) (Suitable for door thickness of 40–66 mm)							
	9228772	9228772	ProLock 1 HH 2630 Handle + Handle set SS	1	Set	1	3,005	83024110
	Prolock 1 HH 2640 (SS 304 Solid Die cast) (Suitable for door thickness of 40–66 mm)							
	9228774	9228774	ProLock 1 HH 2640 Handle + Handle set SS	1	Set	1	3,005	83024110
	Prolock 1 HH 2650 (SS 304 Solid Die cast) (Suitable for door thickness of 40–66 mm)							
	9228776	9228776	ProLock 1 HH 2650 Handle + Handle set SS	1	Set	1	3,125	83024110
	Prolock 1 HH 2660 (SS 304 Solid Die cast) (Suitable for door thickness of 40–66 mm)							
	9228778	9228778	ProLock 1 HH 2660 Handle + Handle set SS	1	Set	1	3,125	83024110
 	Prolock 1 HH 2670 (SS 304 Solid Die cast) (Suitable for door thickness of 40–66 mm)							
	9228780	9228780	ProLock 1 HH 2670 Handle + Handle set SS	1	Set	1	3,125	83024110
	9249987	9249987	ProLock 1 HH 2670 Handle + Handle set CR	1	Set	1	3,260	83021090
SS: Stainless Steel AB: Antique Brass CR: Chrome BL: Black SB: Satin Brass								

Mortise Locking Solution

►ProLock 1











Product	Article No.	SAP	Item Description	Qty.	Unit	PU	MRP	HS Code
	Prolock 1 HH 2680 (SS 304 Solid Die cast) (Suitable for door thickness of 40-66 mm)							
	9228782	9228782	ProLock 1 HH 2680 Handle + Handle set SS	1	Set	1	3,005	83024110
	Prolock 1 HH 2690 (SS 304 Solid Die cast) (Suitable for door thickness of 40-66 mm)							
	9228784	9228784	ProLock 1 HH 2690 Handle + Handle set SS	1	Set	1	3,512	83024110
	Prolock 1 HH 2710 (SS 304 Solid Die cast) (Suitable for door thickness of 40-66 mm)							
	9228786	9228786	ProLock 1 HH 2710 Handle + Handle set SS	1	Set	1	3,005	83024110
	Prolock 1 HH 2720 (SS 304 Solid Die cast) (Suitable for door thickness of 40-66 mm)							
	9228788	9228788	ProLock 1 HH 2720 Handle + Handle set SS	1	Set	1	3,005	83024110
	Prolock 1 HH 2740 (Hollow) (Suitable for door thickness of 40-66 mm)							
	9228790	9228790	ProLock 1 HH 2740 Handle + Handle set SS	1	Set	1	1,941	83024110
	Prolock 1 HH 2750 (Hollow) (Suitable for door thickness of 40-66 mm)							
	9228792	9228792	ProLock 1 HH 2750 Handle + Handle set SS	1	Set	1	1,848	83024110
SS: Stainless Steel AB: Antique Brass CR: Chrome BL: Black SB: Satin Brass								

Mortise Locking Solution

►ProLock 1 (Hollow & Oval Hollow) & Escutcheons



Product	Article No.	SAP	Item Description	Qty.	Unit	PU	MRP	HS Code
	Prolock 1 HH 2760 (Hollow) (Suitable for door thickness of 40-66 mm)							
	9228794	9228794	ProLock 1 HH 2760 Handle + Handle set SS	1	Set	1	1,848	83024110
	Prolock 1 HH 2770 (Hollow) (Suitable for door thickness of 40-66 mm)							
	9228796	9228796	ProLock 1 HH 2770 Handle + Handle set SS	1	Set	1	1,941	83024110
Mortise handle Prolock 1 SS 304; 200,000 cycles tested in-house lab.; 5 years Functional Warranty								
 F	Prolock 1 HH 2110 (Oval Rose Hollow Handles) (Suitable for door thickness of 40-66 mm)							
	9228117	9228117	ProLock 1 HH 2110/O Handle + Handle set SS	1	Set	1	1,571	83024110
 F	Prolock 1 HH 2310 (Oval Rose Hollow Handles) (Suitable for door thickness of 40-66 mm)							
	9228121	9228121	ProLock 1 HH 2310/O Handle + Handle set SS	1	Set	1	1,546	83024110
Spare Escutcheons								
	Round PZ Escutcheon (For Dead bolt / Roller Latch / Single Dead Bolt Lock Only)							
	9228459	9228459	Round PZ Escutcheon 1	1	Set	1	283	83014090
	9250390	9250390	Oval PZ Escutcheon	1	Set	1	294	83014090
 	Round WC Escutcheon (For single bathroom lock only)							
	9228706	9228706	Round WC Escutcheon 1	1	Set	1	944	83014090
	9227805	9227805	Round WC Escutcheon 2	1	Set	1	779	83014090
SS: Stainless Steel AB: Antique Brass CR: Chrome BL: Black SB: Satin Brass								

Mortise Locking Solution

► Sash Lock, Dead Bolt Lock, Bathroom Lock
& Roller Latch Lock



Product	Article No.	SAP	Item Description	Qty.	Unit	PU	MRP	HS Code
Lock Body (72 mm Centre to Centre Distance)								
	Sash Locks (For Main and Internal doors)							
	9228136	9228136	HBS 31 FSL: Sash Lock DIN Left/Right CTC 72 & Backset 55 SS Finish	1	Set	1	1,613	83014090
	9228137	9228137	HBS 31 FSL: Sash Lock DIN Left/Right CTC 72 & Backset 60 SS Finish	1	Set	1	1,613	83014090
	9250117	9250117	HBS 31 FSL: Sash Lock DIN Left/Right CTC 72 & Backset 55 AB Finish	1	Set	1	1,664	83014090
	Dead Bolt Lock (Without Mortise handle)							
	9228140	9228140	HBS 31 FDL: Dead Lock DIN Left/Right CTC 72 & Backset 55 SS Finish	1	Set	1	1,470	83014090
	9228459	9228459	Round PZ Escutcheon 1 SS Finish	1	Set	1	283	83014090
	9250144	9250144	HBS 31 FDL: Dead Lock DIN Left/Right CTC 85 & Backset 60 - AB Finish (Please Order Escutcheon separately)	1	Set	1	1,690	83014090
	Bathroom Lock (For use in bathroom doors with WC version handles)							
	9228142	9228142	HBS 31 FBL: Bathroom Lock DIN Left/Right CTC 78 & Backset 55 SS Finish	1	Set	1	1,758	83014090
	9228143	9228143	HBS 31 FBL: Bathroom Lock DIN Left/Right CTC 78 & Backset 60 SS Finish (Only to be used with WC version handles)	1	Set	1	1,758	83014090
	Roller latch (For two way opening doors)							
	9228147	9228147	HBS 31 FRL: Roller Latch Lock DIN Left/Right CTC 72 & Backset 60	1	Set	1	2,082	83014090
	9228459	9228459	Round PZ Escutcheon 1 (Please order Escutcheon Separately)	1	Set	1	283	83014090
SS: Stainless Steel AB: Antique Brass CR: Chrome BL: Black SB: Satin Brass								

Mortise Locking Solution

► Sash Lock & Sash Lock EN Series



Product	Article No.	SAP	Item Description	Qty.	Unit	PU	MRP	HS Code
Lock Body (85/92 mm Centre to Centre Distance)								
	Sash Lock (For Main and Internal doors)							
	9228576	9228576	HBS 31 FSL: Sash Lock DIN Left/Right CTC 85 & Backset 45 SS Finish	1	Set	1	1,502	83014090
	9228578	9228578	HBS 31 FSL: Sash Lock DIN Left/Right CTC 85 & Backset 55 SS Finish	1	Set	1	1,525	83014090
	9228579	9228579	HBS 31 FSL: Sash Lock DIN Left/Right CTC 85 & Backset 60 SS Finish	1	Set	1	1,443	83014090
	9250129	9250129	HBS 31 FSL: Sash Lock DIN Left/Right CTC 85 & Backset 45 - AB Finish	1	Set	1	1,727	83021090
	9250131	9250131	HBS 31 FSL: Sash Lock DIN Left/Right CTC 85 & Backset 55 - AB Finish	1	Set	1	1,727	83021090
	9250132	9250132	HBS 31 FSL: Sash Lock DIN Left/Right CTC 85 & Backset 60 - AB Finish	1	Set	1	1,761	83021090
	9250175	9250175	HBS 31 FSL: Sash Lock DIN Left/Right CTC 85 & Backset 45 - PSS Finish	1	Set	1	1,796	83021090
	9250178	9250178	HBS 31 FSL: Sash Lock DIN Left/Right CTC 85 & Backset 60 - PSS Finish	1	Set	1	1,831	83021090
	9250220	9250220	HBS 31 FSL: Sash Lock DIN Left/Right CTC 85 & Backset 35 - BL Finish	1	Set	1	1,633	83021090
	9250267	9250267	HBS 31 FSL: Sash Lock DIN Left/Right CTC 85 & Backset 45 - SG Finish	1	Set	1	1,726	83021090
	9250270	9250270	HBS 31 FSL: Sash Lock DIN Left/Right CTC 85 & Backset 60 - SG Finish	1	Set	1	1,761	83021090
Lock Body EN 12209 Series (72 mm CTC locks) SS 304: Latch and Dead Bolt; 200,000 cycles tested ; 5 years Functional Warranty								
	Sash Lock (For Fire Rated Main and Internal doors)							
	9251082	9251082	HBS 31 FESL: Sash Lock DIN Left/Right CTC 72 & Backset 60 EN 12209, Fire Rated	1	Set	1	1,543	83014090
SS: Stainless Steel		AB: Antique Brass		PSS: Polished Stainless Steel		BL: Black		SB: Satin Brass

Mortise Locking Solution

► Special Locks









Product	Article No.	SAP	Item Description	Qty.	Unit	PU	MRP	HS Code
Special locks								
	Security Lock							
	9250585	9250585	HBS 31 SL: Security Lock DIN Left/Right CTC 85 Et Backset 60	1	Set	1	1,508	83014090
	Single Dead Bolt Lock							
	9228148	9228148	HBS 31 FSDL: Single Dead Lock DIN Left/Right Backset 55	1	Set	1	1,251	83014090
	9228459	9228459	Round PZ Escutcheon 1 (Please Order Escutcheon separately)	1	Set	1	283	83014090
	Single Latch Lock							
	9228149	9228149	HBS 31 FSSL: Single Latch Lock DIN Left/Right Backset 55	1	Set	1	1,289	83014090
	Roller Catch Lock							
	9228716	9228716	Roller ball Catch	1	Set	1	1,087	83014090
	Allen key Tubewell Lock							
	9250584	9250584	Allen key Tubewell Lock SS	1	Set	1	732	83014090

Mortise Locking Solution

► Sliding Locks



Product	Article No.	SAP	Item Description	Qty.	Unit	PU	MRP	HS Code
Wooden Sliding Locks and Handles / Escutcheons								
	Sliding PZ Lock							
	9228481	9228481	Hettich Sliding Lock PZ DIN Left/Right backset 50 mm (Please order Sliding Handle or Escutcheon Et also order Euro Profile cylinder as per door thickness)	1	Set	1	1,128	83014090
	Sliding Handles with PZ hole							
	9228483	9228483	Hettich Sliding Handles For Timber Doors of Thickness 40-50 mm SS 304 Satin Finish (Please order Euro Profile cylinder as per door thickness)	1	Set	1	1,353	83014090
	Sliding door Escutcheons with PZ hole							
	9228484	9228484	Sliding Door Escutcheons For Timber Doors SS304 Satin Finish (Please order Euro Profile cylinder as per door thickness)	1	Set	1	1,353	83014090
	Sliding WC Lock							
	9228482	9228482	Hettich Sliding Lock WC DIN Left/Right backset 50 mm (Please order WC Sliding Handle or Escutcheon)	1	Set	1	1,128	83014090
	Sliding Door WC handle with knob							
	9228712	9228712	WC Sliding Door Handle For Timber Doors SS 304 Satin Finish	1	Set	1	1,400	83014090
	Sliding WC Escutcheon with knob							
	9228713	9228713	WC Sliding Door Escutcheons For Timber Doors SS304 Satin Finish	1	Set	1	1,400	83014090

Mortise Locking Solution

► HSCL & HTCL



Product	Article No.	SAP	Item Description	Qty.	Unit	PU	MRP	HS Code
Euro profile cylinder								
 EN 1303	HSCL - Standard Double Cylinder							
	9228171	9228171	HSCL 60: Both side key 60 mm, for max door thickness - 40 mm - SS Finish	1	Set	1	1,324	83014090
	9228172	9228172	HSCL 70: Both side key 70 mm, for max door thickness - 50 mm - SS Finish	1	Set	1	1,394	83014090
	9228174	9228174	HSCL 80: Both side key 80 mm, for max door thickness - 60 mm - SS Finish	1	Set	1	1,505	83014090
	9250146	9250146	HSCL 60: Both side key 60 mm, for max door thickness - 40 mm - AB Finish	1	Set	1	1,267	83021090
	9250147	9250147	HSCL 70: Both side key 70 mm, for max door thickness - 50 mm - AB Finish	1	Set	1	1,331	83021090
 EN 1303	9250149	9250149	HSCL 80: Both side key 80 mm, for max door thickness - 60 mm - AB Finish	1	Set	1	1,426	83021090
	HTCL - Thumb Turn Cylinder							
	9228176	9228176	HTCL 60: One side key and one side knob 60 mm, for max door thickness - 40 mm - SS Finish	1	Set	1	1,467	83014090
 EN 1303	9228177	9228177	HTCL 70: One side key and one side knob 70 mm, for max door thickness - 50 mm - SS Finish	1	Set	1	1,543	83014090
	9228178	9228178	HTCL 75: One side key and one side knob 75 mm, for max door thickness - 55 mm - SS Finish	1	Set	1	1,598	83014090
	9228179	9228179	HTCL 80: One side key and one side knob 80 mm, for max door thickness - 60 mm - SS Finish	1	Set	1	1,650	83014090
	9228180	9228180	HTCL 90: One side key and one side knob 90 mm, for max door thickness - 70 mm - SS Finish	1	Set	1	1,758	83014090
	9250324	9250324	HTCL 100: One side key and one side knob 100 mm, for max door thickness - 80 mm SS	1	Set	1	1,773	83014090
	9250151	9250151	HTCL 60: One side key and one side knob 60 mm, for max door thickness - 40 mm - AB Finish	1	Set	1	1,394	83021090
	9250152	9250152	HTCL 70: One side key and one side knob 70 mm, for max door thickness - 50 mm - AB Finish	1	Set	1	1,461	83021090
 EN 1303	9250153	9250153	HTCL 75: One side key and one side knob 75 mm, for max door thickness - 55 mm - AB Finish	1	Set	1	1,508	83021090
	9250154	9250154	HTCL 80: One side key and one side knob 80 mm, for max door thickness - 60 mm - AB Finish	1	Set	1	1,604	83021090
	9250197	9250197	HTCL 60: One side key and one side knob 60 mm, for max door thickness - 40 mm - PSS Finish	1	Set	1	1,461	83021090
	9250198	9250198	HTCL 70: One side key and one side knob 70 mm, for max door thickness - 50 mm - PSS Finish	1	Set	1	1,524	83021090
 EN 1303	9250199	9250199	HTCL 75: One side key and one side knob 75 mm, for max door thickness - 55 mm - PSS Finish	1	Set	1	1,572	83021090
	9250200	9250200	HTCL 80: One side key and one side knob 80 mm, for max door thickness - 60 mm - PSS Finish	1	Set	1	1,667	83021090
	9250243	9250243	HTCL 60: One side key and one side knob 60 mm, for max door thickness - 40 mm - BL Finish	1	Set	1	1,975	83021090
	9250244	9250244	HTCL 70: One side key and one side knob 70 mm, for max door thickness - 50 mm - BL Finish	1	Set	1	2,041	83021090
 EN 1303	9250245	9250245	HTCL 75: One side key and one side knob 75 mm, for max door thickness - 55 mm - BL Finish	1	Set	1	2,094	83021090
	9250246	9250246	HTCL 80: One side key and one side knob 80 mm, for max door thickness - 60 mm - BL Finish	1	Set	1	2,139	83021090
	Legend:							
SS: Stainless Steel		AB: Antique Brass		CR: Chrome		BL: Black		SB: Satin Brass

Mortise Locking Solution

► HTCL, HBCL, HHCL & HHTL



Product	Article No.	SAP	Item Description	Qty.	Unit	PU	MRP	HS Code
 EN 1303	9250289	9250289	HTCL 60: One side key and one side knob 60 mm, for max door thickness - 40 mm - SG Finish	1	Set	1	1,270	83021090
	9250290	9250290	HTCL 70: One side key and one side knob 70 mm, for max door thickness - 50 mm - SG Finish	1	Set	1	1,339	83021090
	9250291	9250291	HTCL 75: One side key and one side knob 75 mm, for max door thickness - 55 mm - SG Finish	1	Set	1	1,389	83021090
	9250292	9250292	HTCL 80: One side key and one side knob 80 mm, for max door thickness - 60 mm - SG Finish	1	Set	1	1,434	83021090
HBCL - Bathroom Cylinder								
 EN 1303	9228181	9228181	HBCL 60: One side knob and one side coin slot 60 mm, for max door thickness-40 mm - SS Finish	1	Set	1	1,064	83014090
	9228182	9228182	HBCL 70: One side knob and one side coin slot 70 mm, for max door thickness-50 mm- SS Finish	1	Set	1	1,140	83014090
	9228183	9228183	HBCL 75: One side knob and one side coin slot 75 mm, for max door thickness-55 mm- SS Finish	1	Set	1	1,193	83014090
 EN 1303	9250156	9250156	HBCL 60: One side knob and one side coin slot 60 mm, for max door thickness-40 mm - AB Finish	1	Set	1	1,128	83021090
	9250157	9250157	HBCL 70: One side knob and one side coin slot 70 mm, for max door thickness-50 mm - AB Finish	1	Set	1	1,198	83021090
	9250158	9250158	HBCL 75: One side knob and one side coin slot 75 mm, for max door thickness-55 mm - AB Finish	1	Set	1	1,254	83021090
 EN 1303	9250202	9250202	HBCL 60: One side knob and one side coin slot 60 mm, for max door thickness-40 mm - PSS Finish	1	Set	1	1,198	83021090
	9250203	9250203	HBCL 70: One side knob and one side coin slot 70 mm, for max door thickness-50 mm - PSS Finish	1	Set	1	1,271	83021090
	9250204	9250204	HBCL 75: One side knob and one side coin slot 75 mm, for max door thickness-55 mm - PSS Finish	1	Set	1	1,324	83021090
 EN 1303	9250248	9250248	HBCL 60: One side knob and one side coin slot 60 mm, for max door thickness-40 mm - BL Finish	1	Set	1	1,770	83021090
	9250249	9250249	HBCL 70: One side knob and one side coin slot 70 mm, for max door thickness-50 mm - BL Finish	1	Set	1	1,843	83021090
	9250250	9250250	HBCL 75: One side knob and one side coin slot 75 mm, for max door thickness-55 mm - BL Finish	1	Set	1	1,898	83021090
 EN 1303	9250294	9250294	HBCL 60: One side knob and one side coin slot 60 mm, for max door thickness-40 mm - SG Finish	1	Set	1	994	83021090
	9250295	9250295	HBCL 70: One side knob and one side coin slot 70 mm, for max door thickness-50 mm - SG Finish	1	Set	1	1,070	83021090
	9250296	9250296	HBCL 75: One side knob and one side coin slot 75 mm, for max door thickness-55 mm - SG Finish	1	Set	1	1,123	83021090
HHCL - Half Cylinder								
 EN 1303	9228184	9228184	HHCL 40: One side key only 40 mm, for max door thickness-40 mm - SS Finish	1	Set	1	1,251	83014090
	9228185	9228185	HHCL 45: One side key only 45 mm, for max door thickness-45 mm - SS Finish	1	Set	1	1,283	83014090
HHTL- Half Thumb Turn Cylinder								
 EN 1303	9228729	9228729	HHTL 40: One side thumb turn only 40 mm, for max door thickness-40 mm	1	Set	1	1,102	83014090
	9228730	9228730	HHTL 45: One side thumb turn only 45 mm, for max door thickness-45 mm	1	Set	1	1,140	83014090
SS: Stainless Steel		AB: Antique Brass		CR: Chrome		BL: Black		SB: Satin Brass

Panic Bar Solution

▶ HPN 3000 & HPN 500



Product	Article No.	SAP	Item Description	Qty.	Unit	PU	MRP	HS Code
---------	-------------	-----	------------------	------	------	----	-----	---------

Panic Bar Solution

HPN 3000 RIM (Touch Bar Panic Device)

9228616	9228616	HPN 3000 RIM: 1 Point Locking, Touch bar, Steel Silver Painted, Fire Rated	1	Set	1	7,928	83014090
---------	---------	--	---	-----	---	-------	----------



HPN 500 IN RIM (Push Bar Panic Device)

9228622	9228622	HPN 500 IN RIM: 1 Point Locking, Push bar, Steel Silver Painted, Fire Rated	1	Set	1	8,130	83014090
---------	---------	---	---	-----	---	-------	----------



Panic Accessories for HPN 3000 and 500 IN

Counter Handle On Short Plate

9228704	9228704	Counter handle for HPN on Short Plate Silver	1	Set	1	7,729	83014090
---------	---------	--	---	-----	---	-------	----------



Counter Handle On Rose

9228705	9228705	Counter handle for HPN on Rose Silver	1	Set	1	4,844	83014090
---------	---------	---------------------------------------	---	-----	---	-------	----------



ProLock Infinity : The Complete Main Door Solution



ProLock Infinity Lock System: Main Door locking solution having a combination of mortise and night latch lock system.

Technical detail in brief:

Handle:

- ▶ Movable handle both side
- ▶ Manual locking
- ▶ Cylinder Protection (anti drill protection for 10 pin cylinder)
- ▶ Returning Spring
- ▶ DIN Left/Right different model
- ▶ Door Thickness 35-50 mm
- ▶ Material: Stainless Steel 304

Lock Body:

- ▶ Centre to centre distance 68 mm
- ▶ Backset 60 mm
- ▶ Life time cycle: 200,000 cycles tested
- ▶ Material: Stainless Steel 304 (faceplate)

Euro Profile Cylinder:

- ▶ ProLock Infinity High security thumb turn 70 mm cylinder with computerized snake key way and anti drill pins
- ▶ Supplied with Five Main Keys & Two Construction Keys

Available finishes :

- ▶ Stainless Steel, Antique Brass, Champagne & Black

ProLock Infinity Lock System handles



Handle design 1



Handle design 2




Handle design 3




Handle design 4

Other Available finishes



AB: Antique Brass



CH: Champagne



BL: Black

* Against Special Order

Product	Article No.	SAP	Item Description	Qty.	Unit	PU	MRP	HS Code
Prolock Infinity : The Complete Main Door Solution								
	Prolock Infinity Handles Design 1							
	9250858	9250858	ProLock Infinity 1 SS DIN Left- Movable	1	Set	1	4,940	83024110
	9250886	9250886	ProLock Infinity 1 SS DIN Right- Movable	1	Set	1	4,940	83024110
	9250859	9250859	ProLock Infinity 1 AB DIN Left- Movable	1	Set	1	7,325	83021090
	9250887	9250887	ProLock Infinity 1 AB DIN Right- Movable	1	Set	1	7,325	83021090
	Prolock Infinity Handles Design 2							
	9250890	9250890	ProLock Infinity 2 SS DIN Left- Movable	1	Set	1	4,940	83024110
	9250891	9250891	ProLock Infinity 2 SS DIN Right- Movable	1	Set	1	4,940	83024110
	9250860	9250860	ProLock Infinity 2 AB DIN Left- Movable	1	Set	1	7,325	83021090
	9250892	9250892	ProLock Infinity 2 AB DIN Right- Movable	1	Set	1	7,325	83021090
	Prolock Infinity Handles Design 3							
	9250863	9250863	ProLock Infinity 3 SS DIN Left- Movable	1	Set	1	4,940	83024110
	9250902	9250902	ProLock Infinity 3 SS DIN Right- Movable	1	Set	1	4,940	83024110
	9250864	9250864	ProLock Infinity 3 AB DIN Left- Movable	1	Set	1	7,325	83021090
	9250903	9250903	ProLock Infinity 3 AB DIN Right- Movable	1	Set	1	7,325	83021090
	Prolock Infinity Handles Design 4							
	9250867	9250867	ProLock Infinity 4 SS DIN Left- Movable	1	Set	1	4,940	83024110
	9250906	9250906	ProLock Infinity 4 SS DIN Right- Movable	1	Set	1	4,940	83024110
	9250868	9250868	ProLock Infinity 4 AB DIN Left- Movable	1	Set	1	7,325	83021090
	9250907	9250907	ProLock Infinity 4 AB DIN Right- Movable	1	Set	1	7,325	83021090
	Prolock Infinity Lock body with 5 point locking system							
	9228517	9228517	HBS 21 FSL: Sash Lock DIN Left/Right CTC 68 & Backset 60 with 3 Bolt, Latch And 1 Manual Bolt SS Finish	1	Set	1	2,414	83014090
	9228629	9228629	HBS 21 FSL: Sash Lock DIN Left/Right CTC 68 & Backset 60 with 3 Bolt, Latch And 1 Manual Bolt AB Finish	1	Set	1	2,545	83021090
	Prolock Infinity Cylinder with 5 Main keys & 2 construction keys							
	9228518	9228518	Prolock Infinity Euro Profile Cylinder with 2 Row Pin, Anti-Drill Pin & Reversible AB Key SS Finish	1	Set	1	2,662	83014090
	9228630	9228630	Prolock Infinity Euro Profile Cylinder with 2 Row Pin, Anti-Drill Pin & Reversible AB Key AB Finish	1	Set	1	3,311	83021090
SS: Stainless Steel AB: Antique Brass CR: Chrome BL: Black SB: Satin Brass								

Cylindrical Knobs & Handle Set

► HCK 01, HCK 02, HCH 01 & HCH 02



Product	Article No.	SAP	Item Description	Qty.	Unit	PU	MRP	HS Code
HCK 01 (Backset 60 mm & Door thickness 30 to 45 mm)								
	9228335	9228335	HCK 01 SS: One side Key and one side knob (For Room Doors), with 3 keys, dia. 65 mm	1	Set	1	991	83024110
	9228336	9228336	HCK 01 SS WC: One side Knob and other side emergency release slot, without key (for Washroom Doors), dia. 65 mm	1	Set	1	901	83024110
	9250827	9250827	HCK 01 SS BD: One side Knob and other side Dead Knob (for Balcony Doors), dia. 65 mm	1	Set	1	854	83024110
	9228337	9228337	HCK 01 PB: One side Key and one side Knob (For Room Doors) with 3 keys, dia. 65 mm	1	Set	1	1,336	83024110
	9228338	9228338	HCK 01 PB WC: One side Knob and other side emergency release slot, without key (for Washroom Doors), dia. 65 mm	1	Set	1	1,245	83024110
	9228339	9228339	HCK 01 AB: One side Key and one side Knob (For Room Doors), with 3 keys, dia. 65 mm	1	Set	1	1,214	83024110
	9228340	9228340	HCK 01 AB WC: One side Knob and other side emergency release slot, without key (for Washroom Doors), dia. 65 mm	1	Set	1	1,132	83024110
HCK 02 (Backset 60 mm & Door thickness 30 to 45 mm)								
	9228341	9228341	HCK 02 SS: One side Key and one side knob (For Room Doors), with 3 keys, dia. 75 mm	1	Set	1	1,140	83024110
	9228342	9228342	HCK 02 SS WC: One side Knob and other side emergency release slot, without key (for Bathroom Doors), dia. 75 mm	1	Set	1	1,047	83024110
	9228343	9228343	HCK 02 PB: One side Key and one side knob (For Room Doors), with 3 keys, dia. 75 mm	1	Set	1	1,747	83024110
	9228345	9228345	HCK 02 AB: One side Key and one side knob (For Room Doors), with 3 keys, dia. 75 mm	1	Set	1	1,782	83024110
	9228346	9228346	HCK 02 AB WC: One side Knob and other side emergency release slot, without key (for Bathroom Doors), dia. 75 mm	1	Set	1	1,691	83024110
HCH 01 (Adjustable Backset 60/70 mm & Door thickness 35 to 45 mm) : Internal / Residential use only								
	9228347	9228347	HCH 01 SS: One side Key and one side Knob (For Room Doors), with 3 keys, dia. 75 mm	1	Set	1	2,021	83024110
	9228348	9228348	HCH 01 SS WC: One side Knob and other side emergency release slot, without key (for Bathroom Doors), dia. 75 mm	1	Set	1	1,930	83024110
	9228350	9228350	HCH 01 PB WC: One side Knob and other side emergency release slot, without key (for Bathroom Doors), dia. 75 mm	1	Set	1	2,298	83024110
	9228351	9228351	HCH 01 AB: One side Key and one side Knob (For Room Doors), with 3 keys, dia. 75 mm	1	Set	1	2,388	83024110
	9228352	9228352	HCH 01 AB WC: One side Knob and other side emergency release slot, without key (for Bathroom Doors), dia. 75 mm	1	Set	1	2,298	83024110
HCH 02 (Adjustable Backset 60/70 mm & Door thickness 35 to 45 mm) : Internal / Residential use only								
	9228353	9228353	HCH 02 SS: One side Key and one side Knob (For Room Doors), with 3 keys, dia. 65 mm	1	Set	1	2,350	83024110
	9228354	9228354	HCH 02 SS WC: One side Knob and other side emergency release slot, without key (for Bathroom Doors), dia. 65 mm	1	Set	1	2,260	83024110
	9228357	9228357	HCH 02 AB: One side Key and one side Knob (For Room Doors), with 3 keys, dia. 65 mm	1	Set	1	2,718	83024110
	9228358	9228358	HCH 02 AB WC: One side Knob and other side emergency release slot, without key (for Bathroom Doors), dia. 65 mm	1	Set	1	2,627	83024110
SS: Stainless Steel			PB: Polished Brass			AB: Antique Brass		

Floor Spring

► 960 Series, 840 Series, 650 Series, 463 Series,
Accessories & Floor Pivot/Hinge



Product	Article No.	SAP	Item Description	Qty.	Unit	PU	MRP	HS Code
Floor Spring								
	960 Series (Door Weight 300 kg)							
	9227859	9227859	HTS FS 960: For Door Width 950-1400 mm, Hold open at 90°, without accessories; EN1154 Certified; 500,000 cycle tested; Fire rated.	1	Set	1	36,717	83024110
	840 Series (Door Weight 150 Kg)							
	9227843	9227843	HTS FS 843: For Door Width 950 mm, No Hold open, without accessories; EN1154 Certified; 500,000 cycle tested; Fire rated.	1	Set	1	9,098	83024110
	9227844	9227844	HTS FS 843: For Door Width 950 mm, Hold open at 90°, without accessories; EN1154 Certified; 500,000 cycle tested; Fire rated.	1	Set	1	9,098	83024110
	9227847	9227847	HTS FS 844 (Body): For Door Width 1100 mm, Hold open at 90° without accessories; EN1154 Certified; 500,000 cycle tested; Fire rated. Fire Rating of 120 minutes applicable if used without HO unit	1	Set	1	9,098	83024110
	650 Series (Door Weight 100 Kg)							
	9227850	9227850	HTS FS 652: For Door Width 850 mm, Hold open at 90°, without accessories; 200,000 cycle in-house lab tested.	1	Set	1	7,457	83024110
	9227853	9227853	HTS FS 653: For Door Width 950 mm, Hold open at 90°, without accessories; 200,000 cycle in-house lab tested.	1	Set	1	7,457	83024110
	9227856	9227856	HTS FS 654: For Door Width 1100 mm, Hold open at 90°, without accessories; 200,000 cycle in-house lab tested.	1	Set	1	7,457	83024110
	463 Series (Door Weight 80 Kg)							
	9228444	9228444	HTS FS 463: For Door Width 950 mm, Hold open at 90°, without accessories; 200,000 cycle in-house lab tested.	1	Set	1	4,907	83024110
	Floor Spring Accessories for Wooden and Steel Profile doors							
	9227863	9227863	Top & Bottom Pivot for Wooden and Profile doors (For door weight up to 150 kg)	1	Set	1	1,551	83024110
	9228715	9228715	Heavy duty Top & bottom pivot for floor pivot (For door weight up to 350 kg)	1	Set	1	4,662	83024110
	Floor pivot/ Hinge							
	9250826	9250826	Floor pivot/hinge with loading capacity of 150 Kg doors	1	Set	1	1,680	83024110

Glass Patch Fittings

► Hydraulic Glass Patch Fittings & Regular Glass Patch Fittings




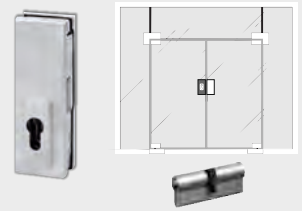
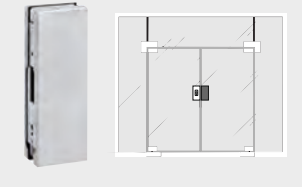




Product	Article No.	SAP	Item Description	Qty.	Unit	PU	MRP	HS Code
Hydraulic Glass Patch Fittings Sets (SS 304 satin finish cover; For 8–13 mm Glass thickness)								
	HBL- 30: Hydraulic Patch Set							
	9250568	9250568	HBL- 30: Hydraulic Bottom Patch (Non Hold Open) For Max. door width 1000 mm & Max door weight 100 kg, Glass Thickness 8-13 mm	1	Set	1	11,540	83021090
	9250569	9250569	Top Patch for HBL-30	1	Set	1	2,455	83021090
Glass Patch Fittings (SS 304 satin finish cover; For 8–12 mm Glass thickness)								
	Bottom Patch							
	9228265	9228265	HGF 100 : Bottom Patch	1	Set	1	1,199	83024110
	Top Patch							
	9228266	9228266	HGF 200 : Top Patch	1	Set	1	1,199	83024110
	Overpanel Patch							
	9228267	9228267	HGF 300: Overpanel Patch	1	Set	1	1,199	83024110
	Overpanel side Patch							
	9228268	9228268	HGF 400 : Overpanel side Patch	1	Set	1	1,968	83024110
	Overpanel Patch with Fixing Plate							
	9228275	9228275	HGF 930 : Overpanel Patch with Fixing Plate	1	Set	1	1,180	83024110
	Wall to glass one panel							
	9228272	9228272	HGF 900: Wall to glass one panel	1	Set	1	1,033	83024110
	Wall to glass two panels							
	9228273	9228273	HGF 910: Wall to glass two panels	1	Set	1	1,299	83024110

Glass Patch Fittings & Glass Sliding

► Regular Glass Patch Fittings & Glass Sliding









Product	Article No.	SAP	Item Description	Qty.	Unit	PU	MRP	HS Code
Glass to Glass two panels Connector								
	9228274	9228274	HGF 920: Glass to glass two panels	1	Set	1	1,311	83024110
Connector for over panel								
	9228276	9228276	HGF 940: Connector for over panel	1	Set	1	1,614	83024110
Corner Patch lock								
	9228269	9228269	HGF 500 : Corner Patch lock	1	Set	1	1,859	83024110
	9228171	9228171	HSCL 60: Both side key 60 mm, for max door thickness - 40 mm (Please order Euro Profile cylinder 60 mm separately)	1	Set	1	1,324	83024110
Centre Patch lock								
	9228270	9228270	HGF 600 : Centre patch Lock	1	Set	1	2,215	83024110
	9228171	9228171	HSCL 60: Both side key 60 mm, for max door thickness - 40 mm (Please order Euro Profile cylinder 60 mm separately)	1	Set	1	1,324	83024110
Counter Lock for Centre Patch Lock								
	9228271	9228271	HGF 700 : Counter Lock for Centre Patch Lock	1	Set	1	1,093	83024110
Top pivot for Top patch								
	9228458	9228458	HGF 800: Fixed top pivot for top patch	1	Set	1	369	83024110
Glass Sliding (Partition)								
Glass Sliding Kit and Track for 8-12 mm Glass thickness								
	9228477	9228477	HR SL80-G: Glass Sliding for loading capacity 80 kg	1	Set	1	4,170	83024110
	9228478	9228478	HRSL80-G: Glass Sliding track length 3000 mm	1	Set	1	4,176	83024110

Pull Handles & Shower Fittings

► Pull Handles & Shower Connectors












Product	Article No.	SAP	Item Description	Qty.	Unit	PU	MRP	HS Code
	HPH 2110 Back to Back Handles Dia: 19 mm							
	9228527	9228527	HPH 2110 : Back to Back Pull Handles Dia. 19mm, CTC Length 200mm, SS Finish	1	Set	1	1,467	83024110
	HPH 2110 Back to Back Handles Dia: 25 mm							
	9228529	9228529	HPH 2110 : Back to Back Pull Handles Dia. 25mm, CTC Length 300mm, SS Finish	1	Set	1	1,935	83024110
	9228531	9228531	HPH 2110 : Back to Back Pull Handles Dia. 25mm, CTC Length 400mm, SS Finish	1	Set	1	2,201	83024110
	HPH 2330 Back To Back Pull Handles Dia: 25 mm							
	9228547	9228547	HPH 2330: Back to Back Pull Handles Dia. 25 mm, CTC Length 200, SS Finish O/A 300	1	Set	1	1,868	83024110
	9228549	9228549	HPH 2330: Back to Back Pull Handles Dia. 25mm, CTC Length 300, SS Finish O/A 400	1	Set	1	2,069	83024110
	9228551	9228551	HPH 2330: Back to Back Pull Handles Dia. 25mm, CTC Length 400, SS Finish O/A 550	1	Set	1	2,534	83024110
	9228553	9228553	HPH 2330: Back to Back Pull Handles Dia. 25mm, CTC Length 900, SS Finish O/A 1200	1	Set	1	4,136	83024110
Connectors (Material: Brass with Chrome plating; For 8-10 mm Glass thickness) (96 hours salt spray tested)								
	HGC 01							
	9228297	9228297	HGC 01: 90° Wall to Glass / Floor to Glass Connector	1	Pc	1	741	83024110
	HGC 02							
	9228298	9228298	HGC 02: 90° Wall to Glass / Floor to Glass Connector	1	Pc	1	966	83024110
	HGC 03							
	9228299	9228299	HGC 03: 90° Glass to Glass Connector	1	Pc	1	1,385	83024110
	HGC 04							
	9228300	9228300	HGC 04: 180° Glass to Glass Connector	1	Pc	1	1,385	83024110
SS: Stainless Steel AB: Antique Brass CR: Chrome BL: Black SB: Satin Brass								

Shower Fittings

► Shower Connectors & Shower Hinges






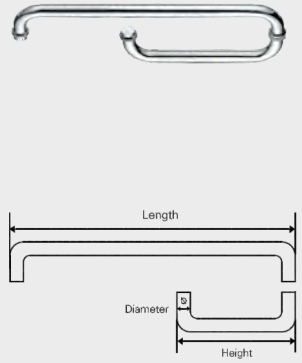


Product	Article No.	SAP	Item Description	Qty.	Unit	PU	MRP	HS Code
Connectors (Material: Stainless Steel 304 with Chrome plating; For 8–10 mm Glass thickness) (96 hours salt spray tested)								
	HGC 01							
	9250733	9250733	HGC 01: 90° Wall to Glass / Floor to Glass PSS Finish	1	Pc	1	600	83024110
	9250809	9250809	HGC 01: 90° Wall to Glass / Floor to Glass SS Finish	1	Pc	1	555	83024110
	HGC 02							
	9250734	9250734	HGC 02: 90° Wall to Glass / Floor to Glass PSS Finish	1	Pc	1	715	83024110
	9250810	9250810	HGC 02: 90° Wall to Glass / Floor to Glass SS Finish	1	Pc	1	650	83024110
	HGC 03							
	9250735	9250735	HGC 03: 90° Glass to Glass Connector PSS Finish	1	Pc	1	930	83024110
	9250811	9250811	HGC 03: 90° Glass to Glass Connector SS Finish	1	Pc	1	875	83024110
	HGC 04							
	9250736	9250736	HGC 04: 180° Glass to Glass Connector PSS Finish	1	Pc	1	930	83024110
	9250812	9250812	HGC 04: 180° Glass to Glass Connector SS Finish	1	Pc	1	875	83024110
Pro-Series Hinges (Material: Brass with Chrome plating; For 8–12 mm Glass thickness) (96 hours salt spray tested)								
	HSH-OWNO							
	9228309	9228309	HSH-OWNO: 90° Glass to Wall Hinge Brass (standard base plate) Loading Capacity 40 kg/pair, Max door width: 750 mm	1	Pc	1	2,549	83024110
	HSH-OWFO							
	9228311	9228311	HSH-OWFO: 90° Glass to Wall Hinge Brass (Eccentric base plate) Loading Capacity 40 kg/pair, Max door width: 750 mm	1	Set	1	2,549	83024110
	HSH-OGAO							
	9228312	9228312	HSH-OGAO: 90° Glass to Glass Hinge Brass Loading Capacity 40 kg/pair, Max door width: 750 mm	1	Set	1	4,081	83024110
	HSH-OGCO							
	9228313	9228313	HSH-OGCO: 135° Glass to Glass Hinge Brass Loading Capacity 40 kg/pair, Max door width: 750 mm	1	Pc	1	4,081	83024110
	HSH-OGDO							
	9228314	9228314	HSH-OGDO: 180° Glass to Glass Hinge Brass Loading Capacity 40 kg/pair, Max door width: 750 mm	1	Pc	1	4,081	83024110
SS: Stainless Steel		AB: Antique Brass		PSS: Polished Stainless Steel		BL: Black		SB: Satin Brass

Shower Fittings

► Shower Hinges & Shower Handles





Product	Article No.	SAP	Item Description	Qty.	Unit	PU	MRP	HS Code
Pro-Series Hinges (Material: Stainless Steel 304 with Chrome plating; For 8–12 mm Glass thickness) (96 hours salt spray tested)								
	HSH-OWNO							
	9250737	9250737	HSH-OWNO: 90° Glass to Wall Hinge SS (standard base plate) Loading Capacity 40 kg/pair, Max door width: 750 mm PSS Finish	1	Pc	1	2,040	83024110
	9250813	9250813	HSH-OWNO: 90° Glass to Wall Hinge SS (standard base plate) Loading Capacity 40 kg/pair, Max door width: 750 mm SS Finish	1	Pc	1	1,815	83024110
	HSH-OWFO							
	9250738	9250738	HSW-OWFO: 90° Glass to Wall Hinge SS (Essentric base plate) Loading Capacity 40 kg/pair, Max door width: 750 mm PSS Finish	1	Pc	1	2,040	83024110
	9250814	9250814	HSW-OWFO: 90° Glass to Wall Hinge (Essentric base plate) Loading Capacity 40 kg/pair, Max door width: 750 mm SS Finish	1	Pc	1	1,815	83024110
	HSH-OGAO							
	9250739	9250739	HSH-OGAO: 90° Glass to Glass Hinge brass SS Loading Capacity 40 kg/pair, Max door width: 750 mm PSS Finish	1	Pc	1	3,245	83024110
	9250815	9250815	HSH-OGAO: 90° Glass to Glass Hinge brass SS Loading Capacity 40 kg/pair, Max door width: 750 mm SS Finish	1	Pc	1	3,015	83024110
	HSH-OGCO							
	9250740	9250740	HSH-OGCO: 135° Glass to Glass Hinge SS Loading Capacity 40 kg/pair, Max door width: 750 mm PSS Finish	1	Pc	1	2,920	83024110
	9250816	9250816	HSH-OGCO: 135° Glass to Glass Hinge SS Loading Capacity 40 kg/pair, Max door width: 750 mm SS Finish	1	Pc	1	2,595	83024110
	HSH-OGDO							
	9250741	9250741	HSH-OGDO: 180° Glass to Glass Hinge SS Loading Capacity 40 kg/pair, Max door width: 750 mm PSS Finish	1	Pc	1	2,920	83024110
	9250817	9250817	HSH-OGDO: 180° Glass to Glass Hinge SS Loading Capacity 40 kg/pair, Max door width: 750 mm SS Finish	1	Pc	1	2,595	83024110
Shower Handles								
	Stainless Steel Shower handles, Finish: Stainless Steel Satin							
	9228316	9228316	HSH 1545/20: Height 150mm, Length 450mm, diameter 20mm Satin SS	1	Set	1	3,060	83024110
	Stainless Steel Shower handles, Finish: Stainless Steel Polished							
	9250416	9250416	HSH 1540/20: Height 150mm, length 400mm, diameter 20mm Polished SS	1	Set	1	3,662	83024110
	9250417	9250417	HSH 1545/20: Height 150mm, length 450mm, diameter 20mm Polished SS	1	Set	1	3,740	83024110
	9250418	9250418	HSH 2040/20: Height 200mm, length 400mm, diameter 20mm Polished SS	1	Set	1	3,740	83024110
	9250419	9250419	HSH 2045/20: Height 200mm, length 450mm, diameter 20mm Polished SS	1	Set	1	3,822	83024110
	9250422	9250422	HSH 2040/25: Height 200mm, length 400mm, diameter 25mm Polished SS	1	Set	1	4,475	83024110
	9250423	9250423	HSH 2045/25: Height 200mm, length 450mm, diameter 25mm Polished SS	1	Set	1	4,594	83024110
	SS: Stainless Steel AB: Antique Brass PSS: Polished Stainless Steel BL: Black SB: Satin Brass							


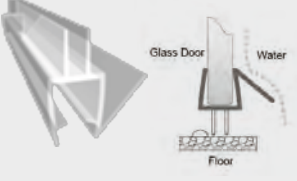
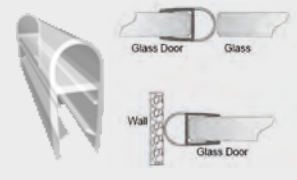

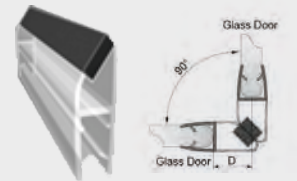
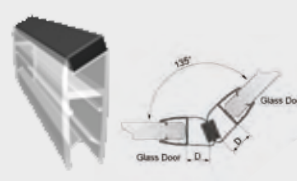
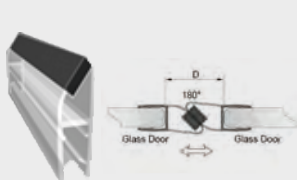
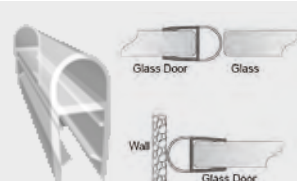
Product	Article No.	SAP	Item Description	Qty.	Unit	PU	MRP	HS Code
Shower cubicle header Bar and accessories								
	Header Bar							
	9228609	9228609	HSHAC-Tube: Header Bar Length 1200 mm Dia Φ 19 mm Polished Stainless Steel	1	Pc	1	3,061	83024110
	9228611	9228611	HSHAC-Tube: Header Bar Length 2000 mm Dia Φ 19 mm Polished Stainless Steel	1	Pc	1	5,152	83024110
	9228613	9228613	HSHAC-Tube: Header Bar Length 3000 mm Dia Φ 19 mm Polished Stainless Steel	1	Pc	1	7,729	83024110
	Wall Support To Header Bar (Base Material: Brass)							
	9228593	9228593	HSHAC-827: Wall Support To Header Bar Brass, For Φ 19 mm Polished Stainless Steel	1	Pc	1	823	83024110
	9228594	9228594	HSHAC-827: Wall Support To Header Bar Brass, For Φ 19 mm Satin Stainless Steel	1	Pc	1	874	83024110
	Glass End Connector For Header Bar (Base Material: Brass)							
	9228595	9228595	HSHAC-826: Glass End Connector For Header Bar Brass, For Φ 19 mm Polished Stainless Steel	1	Pc	1	941	83024110
	Glass Middle Support For Header Bar (Base Material: Brass)							
	9228597	9228597	HSHAC-825: Glass Middle Support For Header Bar Brass, For Φ 19 mm Polished Stainless Steel	1	Pc	1	941	83024110
	9228598	9228598	HSHAC-825: Glass Middle Support For Header Bar Brass, For Φ 19 mm Satin Stainless Steel	1	Pc	1	1,008	83024110
	90° Connector For Header Bar (Base Material: Brass)							
	9228599	9228599	HSHAC-327: 90° Connector For Header Bar Brass, For Φ 19 mm Polished Stainless Steel	1	Pc	1	1,353	83024110
	Universal connector for Header Bar (With Adjustable Angle) (Base Material: Brass)							
	9228601	9228601	HSHAC-828: Universal Rail Connector Brass, For Φ 19 mm Polished Stainless Steel	1	Pc	1	1,610	83024110
	T-Connector For Header Bar (Base Material: Brass)							
	9228603	9228603	HSHAC-831: T-Connector For Header Bar Brass, For Φ 19 mm Polished Stainless Steel	1	Pc	1	1,288	83024110

Shower Header Bar and Connecting Fittings



Product	Article No.	SAP	Item Description	Qty.	Unit	PU	MRP	HS Code
	Straight Connector For Header Bar (Base Material: Brass)							
	9228605	9228605	HSHAC-832: Straight Connector For Header Bar Brass, For Φ 19 mm Polished Stainless Steel	1	Pc	1	692	83024110
	135° Connector For Header Bar (Base Material: Brass)							
	9228607	9228607	HSHAC-326: 135° Connector For Header Bar Brass, For Φ 19 mm Polished Stainless Steel	1	Pc	1	1,343	83024110





Product	Article No.	SAP	Item Description	Qty.	Unit	PU	MRP	HS Code
Shower Seals (Material: PVC; For 8 Et 10 mm Glass thickness)								
	Wall seal for Soft Lip for Glass							
	9228445	9228445	HSDS10-005: For 10 mm glass, 2400 mm length, soft whisker	1	Pc	1	365	83024110
	Wall and Bottom seal for Glass Extruded with water run-off plate							
	9228447	9228447	HSDS10-009: For 10 mm glass, 2400 mm length, soft whisker	1	Pc	1	365	83024110
	Weather Seal used between Door & Side panel opposite to hinge							
	9228449	9228449	HDS10-007: For 10 mm glass, 2400 mm length, soft whisker	1	Pc	1	365	83024110
	Central Glass seal for sealing double action Door & Wall							
	9228451	9228451	HSDS10-001: For 10 mm glass, 2400 mm length, soft whisker	1	Pc	1	365	83024110
	90° Magnetic Seal							
	9228455	9228455	HSDS10-90M: For 10 mm glass, 2400 mm length, soft whisker, Magnet 90°	1	Set	1	1,603	83024110
	135° Magnetic Seal							
	9228453	9228453	HSDS10-135M: For 10 mm glass, 2400 mm length, soft whisker, Magnet 135°	1	Set	1	1,603	83024110
	180° Magnetic Seal							
	9228457	9228457	HSDS10-180M: For 10 mm glass, 2400 mm length, soft whisker, Magnet 180°	1	Set	1	1,603	83024110
	Wall/Glass to Glass Seal 90°							
	9228448	9228448	HSDS 8-007: For 8 mm glass, Wall/Glass to Glass Seal 90°, Weather Seal	1	Set	1	353	39269090








Door Seals







► Perimeter Seals, Intumescent Fire Seals & Drop Seals



Product	Article No.	SAP	Item Description	Qty.	Unit	PU	MRP	HS Code
	Perimeter seal: Self Adhesive(3M backing tape), Made of Silicone ; Mitigates smoke and sound transmission							
	9228378	9228378	HSQ1-26: D-Shape Self Adhesive, Smoke & Acoustic Seal, Size(H*W-4.5 mm*9 mm), 50 mm, Silicon, Dark Brown	1	Pc	1	4,200	39269090
	Perimeter seal: Groove in type, Made of PVC; Mitigates smoke and sound transmission							
	9250848	9250848	HSili 2: Smoke & Acoustic Seal, Size(H*W-12 mm*6.5 mm), 50 m, PVC, Transparent	1	Pc	1	6,540	39269090
	Perimeter Seal : HPS 1212 P Self Adhesive on 2 sides ; Made of Flexible & Rigid PVC; Mitigates smoke and sound transmission; Anti Bacterial (Suitable for Hospital)							
	9251263	9251263	HPS 1212 P, Smoke&t Aco. Seal, Size: 2400 mm PVC, Brown, Working Temperature : 60 to 250 °C, AntiBacterial (Suitable for Hospital)	1	Pc	1	1,330	40169990
	Intumescent Fire Seal : Self Adhesive (For Wooden Door)							
	9251296	9251296	HFP 1504: Intumescent Fire Seal, Size: 2400 mm, Moisture resistant Graphite, Brown	1	Pc	1	1,455	40169390
	9251299	9251299	HFP 1004: Intumescent Fire Seal, Size: 2400 mm, Moisture resistant Graphite, Brown	1	Pc	Pc	780	40169390
	Drop Seal : HDS D1 (For Wooden Door)							
	9250605	9250605	HSDS1-1000: For timber doors, 850-1000 mm door width	1	Set	1	1,361	83021090
	9250606	9250606	HSDS1-1200: For timber doors, 1000-1200 mm door width	1	Set	1	1,512	83021090
	Drop Seal : HM5C (For Wooden Door)							
	9251132	9251132	HM5C: Single Actuation Drop Seal, Length-833 mm	1	Set	1	2,907	83024190
	9251133	9251133	HM5C: Single Actuation Drop Seal, Length-958 mm	1	Set	1	2,955	83024190
	Drop Seal : HM1BH EN Certified (For Wooden Door)							
	9251158	9251158	HM1BH: Single Actuation, Self Extinguishing Drop Seal, Length-1083 mm	1	Set	1	4,684	83024190
	9251159	9251159	HM1BH: Single Actuation, Self Extinguishing Drop Seal, Length-1208 mm	1	Set	1	4,964	83024190
	Drop Seal : HM3BH EN Certified (For Metal Door)							
	9251235	9251235	HM3BH: Drop seal, Single Actuation, L1083	1	Set	1	8,529	83024190
	9251236	9251236	HM3BH: Drop seal, Single Actuation, L1208	1	Set	1	8,996	83024190

Product	Article No.	SAP	Item Description	Qty.	Unit	PU	MRP	HS Code
	Flush Bolt for timber doors							
	9228397	9228397	HFB 1: Flush bolt for Timber Door (200 mm)	1	Pc	1	588	83024110
	9228424	9228424	HFB 1: Flush bolt for Timber Door (300 mm)	1	Pc	1	725	83024110
	Flush Bolt for Metal doors							
	9228398	9228398	HFB 2: Flush bolt for Metal Doors	1	Set	1	708	83024110
	Automatic Flush Bolt							
	9228400	9228400	HFB 4: Automatic Flush Bolt	1	Pc	1	983	83024110
	Dust Proof Socket							
	9228401	9228401	HFBA1: Dust Proof Socket for flush bolt	1	Pc	1	297	83024110
Magnetic Wall Stop								
	HWS75							
	9228402	9228402	HWS 75: Magnetic Wall Stop	1	Set	1	1,302	83024110
	HWS 45							
	9228707	9228707	HWS 45: Magnetic Wall Stop	1	Set	1	885	83024110

Product	Article No.	SAP	Item Description	Qty.	Unit	PU	MRP	HS Code
Pull/Push								
	Pull Plate							
	9228403	9228403	HPP 1: Pull Plate	1	Pc	1	820	83024110
	Push Plate							
	9228404	9228404	HPP2: Push Plate for Door	1	Pc	1	484	83024110
Door Chain/Guard								
	Door Chain							
	9228405	9228405	HDC 1: Door Chain	1	Pc	1	949	83024110
	Door Guard							
	9228708	9228708	HDC 2: Door Guard	1	Pc	1	1,101	83024110
Pull on Rose								
	Flush Pull on Rose							
	9228406	9228406	HFP 1: Flush Pull-on Rose for Door	1	Pc	1	510	83024110
Door Stopper								
	Door Stopper Floor Mounted							
	9228407	9228407	HDS 44: Door Stopper	1	Pc	1	308	83024110
	Door Stopper Floor Mounted							
	9228408	9228408	HDS 45: Door Stopper	1	Pc	1	409	83024110

Product	Article No.	SAP	Item Description	Qty.	Unit	PU	MRP	HS Code
	Door Drop Stop							
	9228709	9228709	HDS 46: Door Drop Stop	1	Pc	1	734	83024110
	Door Drop Stop							
	9228710	9228710	HDS 47: Door Drop Stop	1	Pc	1	1,207	83024110
	Door Stopper Wall Mounted							
	9250600	9250600	HWS 76: Wall Stop	1	Pc	1	300	83024110
Door Viewer								
	Door Viewer							
	9228410	9228410	HDV 1: Door viewer 180° view (for door thick-35- 55mm)	1	Pc	1	910	83024110
	Door Viewer							
	9228439	9228439	HDV 2: Door viewer 140° view (for door thickness 35-55mm)	1	Pc	1	501	83024110
	9250664	9250664	HDV 2: Door viewer 140° view (for door thickness 35-60mm)	1	Pc	1	499	83024110
	Catalogue							
	9254294	9254294	Architectural Hardware & Applications Catalogue	1	Pc	1	On Request Only	



* Refer Website

Warranty Clause

For Warranty Regarding Architectural Hardware please refer to below site.
www.hettich.com/in

	Conformité Européenne, meaning "European Conformity"
	European Norm for Fire Protection Certification for Hardware
	European Norm for Door Closing Devices
	European Norm for Door Coordinator Devices
	European Norm for Lever Handles & Knob Furniture
	European Norm for Emergency Exit Locks with Door Handles
	European Norm for Panic Exit Devices
	European Norm for Mechanically Operated Locks, Latches & Locking Plates
	European Norm for Euro Profile Cylinders for Mortise Locks
	European Norm for Hinges

EN STANDARDS		
EN Value	Recommended Door Width (MM)	Recommended Door Weight (KG)
EN 1	750	20
EN 2	850	40
EN 3	950	60
EN 4	1100	80
EN 5	1250	100
EN 6	1400	120
EN 7	1600	160

Door Hinges

► Door Weight & Usage Criteria



Approx weight of Door types

Door Type	Mass kg	Duty
Cupboard, wardrobe, cabinet, louvered doors and shutters	3.0–10.0	Light
Light internal large wardrobe and large louvered doors	10.0–17.5	Light
Medium internal doors	17.5–25.0	Medium
Heavy internal doors	25.0–37.5	Medium
Heavy internal doors	40.0–60.0	Heavy
Oversize or special external doors	55.0–110.0	Heavy

The Definition of low, medium and high frequency doors

Building/Door Type	Daily Usage	Frequency
Department store entrance	5000	High
Hospital corridor doors	5000	High
Office Building Entrance	4000	High
School Entrance	1500	High
School Toilet	1500	High
Apartment Entrance (Main Door)	500	High
Office Stairwell	500	High
Office Building Toilet	500	High
School Corridor	100	Medium
Hospital Consultation Room	100	Medium
Office Building Corridor	100	Medium
Storage Room	50	Medium
Residential Entrance	30	Low
Interior Residential	20	Low

Door Weight Calculation

Factors to consider when specifying hinges

- ▶ Is it a fire, smoke or emergency escape door?
- ▶ How heavy is the door and what are the door dimensions (height, width and thickness)?
- ▶ What is the door's construction and are there any unusual features that could affect the hinges?
- ▶ Where is the door situated e.g. internal or external; is it near the coast or in a swimming pool?
- ▶ What level of use/abuse will the door be subject to e.g. office, hospital or school corridor?
- ▶ What other items of hardware are to be fitted, that may affect the hinge performance, typically door closers or door stops?

Forces operating on a door

Two main forces are influencing the performance of the hinge (vertical and the horizontal load).

The vertical load is a result of the gross door weight.

The horizontal load is created by:

- ▶ The door weight
- ▶ The door height to width ratio
- ▶ Where the hinges are positioned.

The wider the door is in relation to its height, the greater the side load that the hinges and their fixings have to support.

Hinges for use with doors of excess width

Wider doors increase the stresses exerted on the hinge. This must be allowed for by a reduction in the maximum mass of the door leaf supported by each class of hinge. The factors by which the door mass has to be adjusted for wider widths are calculated by dividing the door height by its width. For a factor of 2 or greater, no allowance has to be made. The percentage leaf mass increases are shown in the Side Loading calculations in the table:

Side Loading Calculations			
Door Size		Factor	Normal increase of mass of door leaf %
Door Height (mm)	Door Width (mm)		
2000	1000	2.0	0
2000	1050	1.9	10
2000	1100	1.82	18
2000	1150	1.74	26
2000	1200	1.66	33
2000	1250	1.6	40

Example

Door Height = 2100mm

Door Width = 1100mm

Door Weight = 65kg

Factor (Door Height/Door Width) $2100/1100 = 1.9$ this implies increase of door leaf mass by 10%

Adjusted Door Weight

Different factors like a door closer or extra heavy usage are influencing the door weight. Some details for the calculation of the adjusted door weight can be found here:

Adjusted Door Weight Calculation			
Actual Door Weight	Doors of excess width, please refer to Side Loading Calculation table	= Adjusted Door Weight	
	Door closer		+20%
	Door closer (Backcheck)		+75%
	Extra Heavy Use		+10%
	Light Use	- 10%	

Example

height = 2100mm

width = 1100mm

weight = 65kg

+ increase of door leaf mass of 10%

+ installed door closer with back-check = increase of door leaf mass of +75%

= $65\text{kg} + 10\% + 75\% = 125\text{ kg}$ (adjusted door leaf weight)

Horizon HBN - 14 Hinge Application Guidelines

Simply selecting the hinge by door weight alone is very common and not 100% correct. There are many factors influencing determination of the correct number or model of hinges. Most important influencing factors are taken into consideration for the right number of hinges

1. The right number of hinges and maximum door weight

The correct number of hinges is influenced by multiple factors such as

- the door type
- the door weight
- the door height/width ratio (excess width side load)
- the frequency of use
- other door hardware used on the door

In order to make the choice for the right number of hinges easier, the following overview summarizes the maximum door weight with reference to the door width at a height between 2.100 to 2.300 mm.

In many cases two hinges per door will be sufficient to guarantee a smooth performance of the door system. In some cases three hinges per door are used to minimize warping in extremes of temperature or humidity. Hettich also recommends three hinges per door if the actual door weight is very close to the indicated maximum door weight for 2 hinges per door.

Width (in mm)	Max. door weight w/o door closer		Max. door weight w/ door closer		Max. door weight w/ door closer (incorporating back-check and/or hold open device)	
	2 hinges per door	3 hinges per door	2 hinges per door	3 hinges per door	2 hinges per door	3 hinges per door
Max. 750	144 kg	187 kg	120 kg	142 kg	82 kg	97 kg
Max. 850	144 kg	187 kg	120 kg	142 kg	82 kg	97 kg
Max. 950	144 kg	187 kg	120 kg	142 kg	82 kg	97 kg
Max. 1100	131 kg	170 kg	109 kg	129 kg	75 kg	88 kg
Max. 1250	108 kg	141 kg	90 kg	107 kg	62 kg	73 kg
Max. 1400	96 kg	125 kg	80 kg	95 kg	55 kg	65 kg
Max. 1600	85 kg	111 kg	71 kg	84 kg	49 kg	58 kg

Please note: Above maximum door weight indications are based on a perfectly installed and adjusted door system as per EN 1935 test parameters and requirements. Actual values may vary in individual cases. The door system and number of hinges (incl. maximum door weight) may also be influenced by additional hardware installed with the door, the general usage, the correct installation and maintenance. In general, Hettich recommends a trial testing of the door to guarantee an adequate performance.

2 The installation position

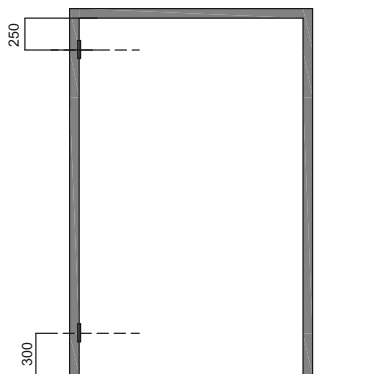


Fig. 1
2 hinges per door

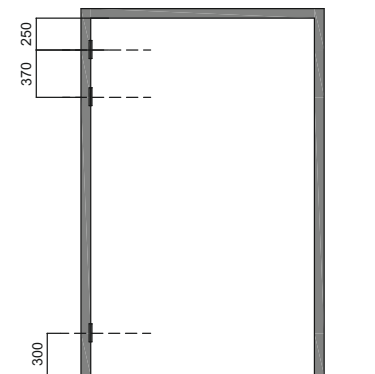


Fig. 2
3 hinges per door

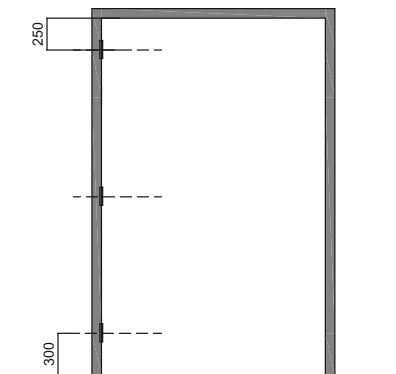


Fig. 3
3 hinges per door

Fig. 1	2 Hinges per door: The new Hettich practice where only two hinges are installed on the door. Hettich recommends to space the hinges as shown. A proper testing is recommended for an adequate door performance as explained Page No 26.
Fig. 2	3 Hinges per door: Where overhead door closers are used, additional lateral forces are applied to the top hinge. Whilst this is taken into consideration within the design calculation, to reduce the lateral force on the top hinge, it is recommended that the hinges are spaced as shown above.
Fig. 3	3 Hinges per door: The standard practice for providing maximum resistance to 'warping' of doors, hinges are spaced as shown above.

3 The definition of low, medium and high frequency doors

Building/Door Type	Daily Usage	Frequency
Department store entrance	5000	High
Hospital corridor doors	5000	High
Office Building Entrance	4000	High
School Entrance	1500	High
School Toilet	1500	High
Apartment Entrance (Main Door)	500	High
Office Stairwell	500	High
Office Building Toilet	500	High
School Corridor	100	Medium
Hospital Consultation Room	100	Medium
Office Building Corridor	100	Medium
Storage Room	50	Medium
Residential Entrance	30	Low
Interior Residential	20	Low

3D Adjustment Hinges Installation: Precautions

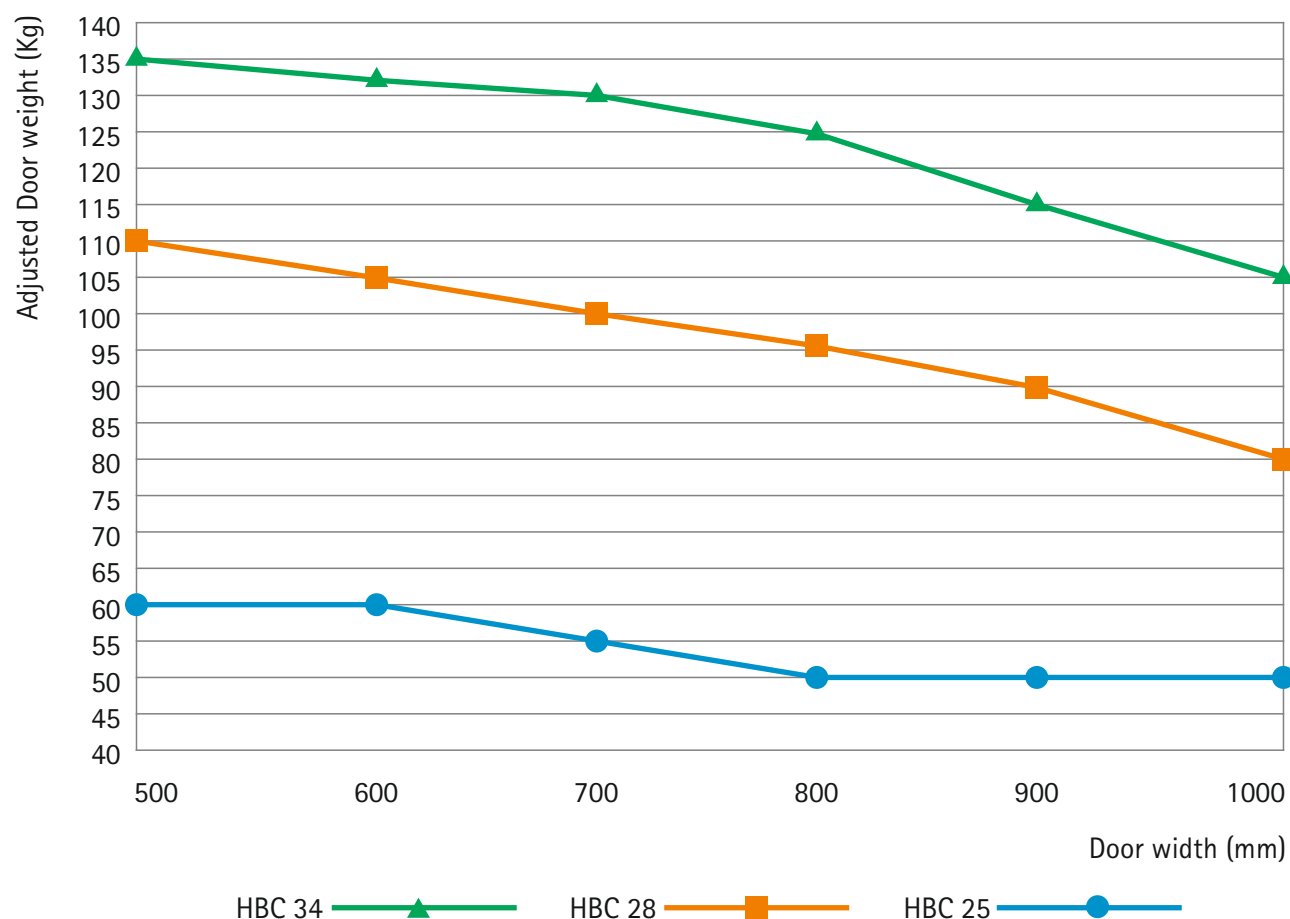
Things to be remember while Installing 3D Concealed Hinge

- Alignment of the door should be perfectly at 90 degree from floor
- The adjusted door weight to be calculated according to door weight calculation sheet.
- Door dimensions: Door Width: Max 1000 mm Door Height: Max 2400 mm Door Thickness: Max 60 mm
- 3 Nos of hinges are more than enough for doors of adjusted door weight* up to 135 kg

Note:- No more than 3 hinges to be suggested per door *Please calculate adjusted door weight explained on page no.138

Weight to Width Ratio Graph

Graph shows weight to width ratio for door without door closer with max 3 Nos of hinges



Graph

Hinge Position: Diagram

Below are two options for hinges installation:

Installation of the top & bottom hinges first followed by the third hinge according to drawing.

Note: The two hinges at the top carries the major portion of door weight while the bottom hinge completes the door axis

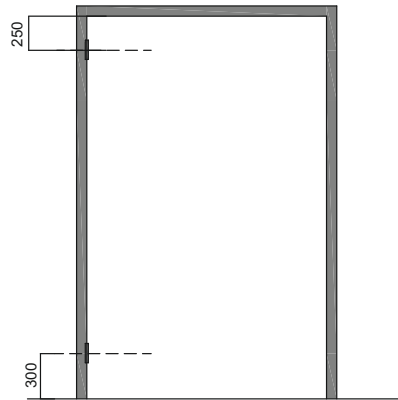


Fig. 1
2 hinges per door

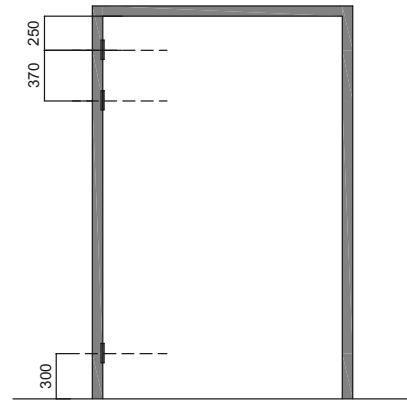
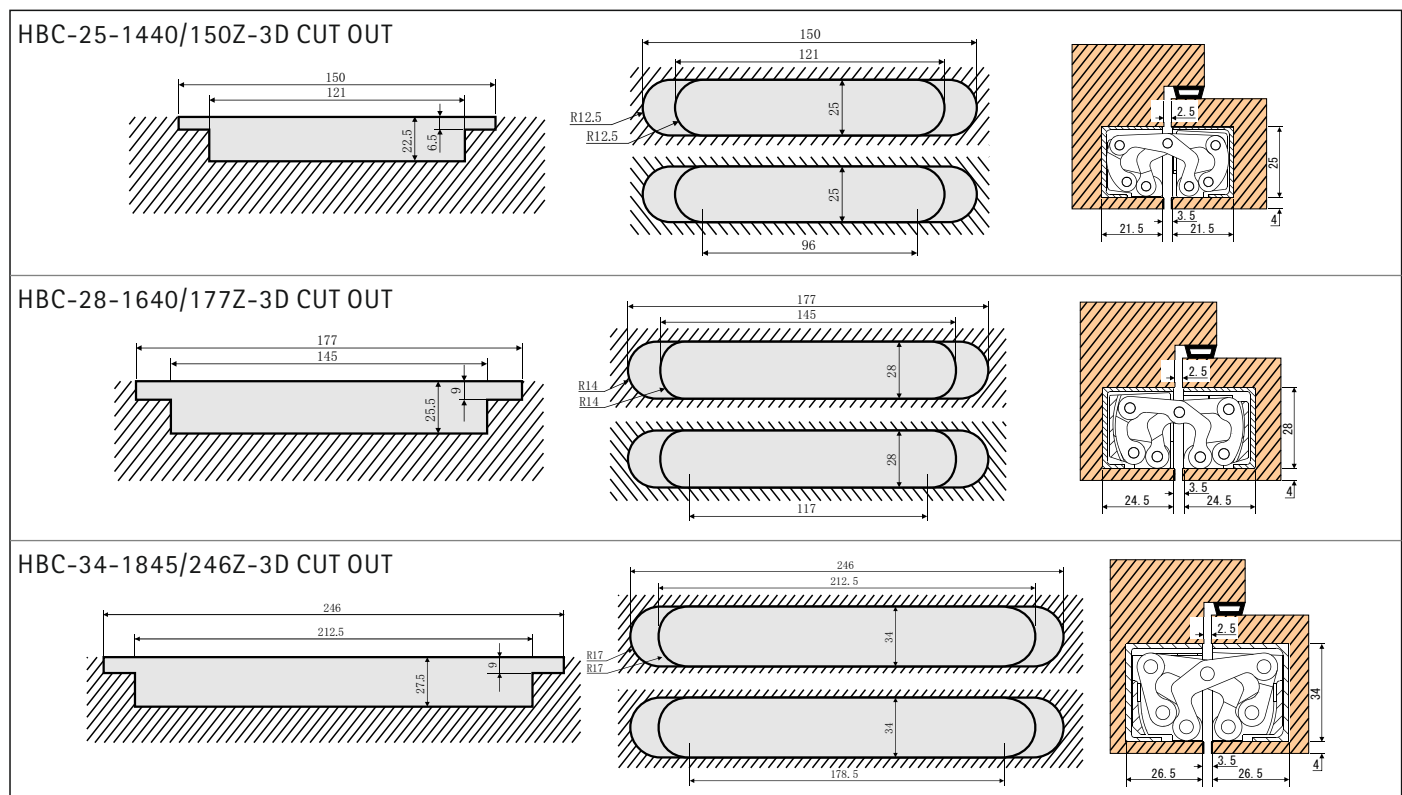


Fig. 2
3 hinges per door

Door Milling Drawings

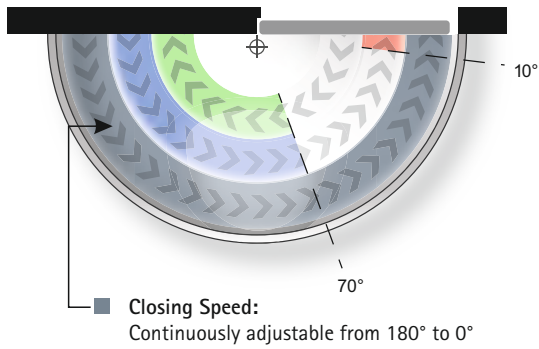
Please make sure the door cutouts to be made are as per door milling diagrams

Note: Manual cutting may sometimes lead to misalignment and misalignments may hamper the performance of the hinge



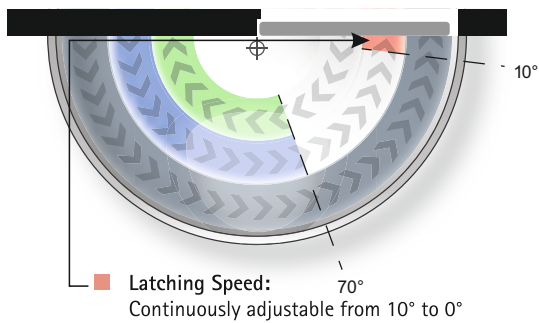
Appendix

Basic Terminology Related to Door Closer

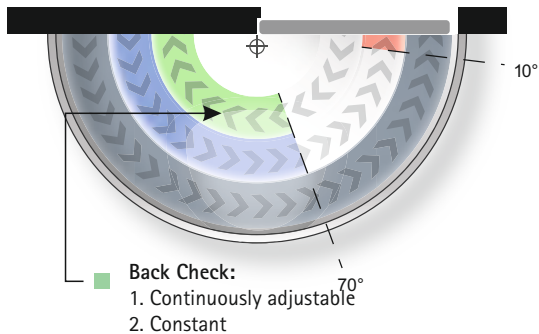


- ▶ **Closing Moment and Closing Speed:** The force generated by a door closing device which acts upon during the closing operation. It helps to adjust closing force according to width & weight of the door
- ▶ **Adjustable Closing Power:** By turning the Hex Notch clockwise or anticlockwise spring strength changes.
- ▶ **Adjustable Closing Speed:** By turning Valve Screw the flow of Liquid can be altered for adjustment of Closing speed.

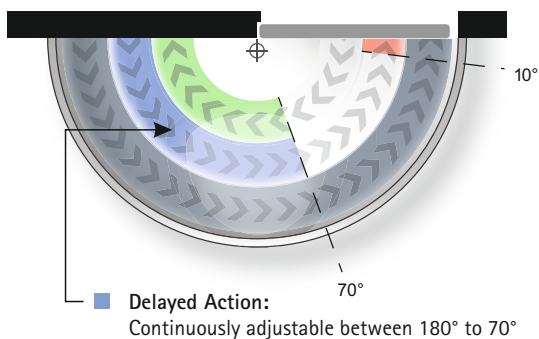
Valve Adjustment



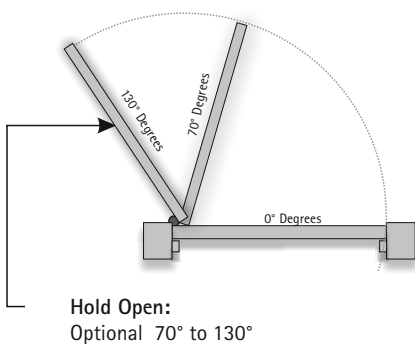
- ▶ **Latching Speed:** A speed control operable to increase the closing speed and thus the safe closing of the door, for example to overcome door seals, door locks and high air pressure. Continuously Adjustable Latching speed ensures perfect latching of all kind of locks.
- ▶ **Latching speed valve:** By turning Valve Screw the flow of Liquid can be further altered for adjustment of Latching speed.



- ▶ **Back Check:** An inbuilt buffer which helps to prevent a door leaf being flung wide open by providing cushioning effect when the door is thrown open. Reduces the opening speed starting at 70° and avoids the slamming of the door.
- Two variants in back check
1. Continuously Adjustable
 2. Constant



- ▶ **Delayed Action:** An inbuilt function that allows delay in closing door for an adjustable period of time allowing the disabled, elderly people or long trolleys, stretchers to pass through the door unhindered.
- Reduces the closing speed and allows a safer passing for people and transports. Especially suitable for the use in nursing homes and hospitals



- ▶ **Hold Open:** Additional Feature which ensure self stopping of doors at a certain angle i.e. 70° to 130°. To achieve this additional Component to be added in Slide rail or Standard Arm to be replaced by Hold Open Arm

1. Hold Open Device for Slide Rail



2. Hold Open Arm



Appendix

Maximum Door Mass for Standard Arm Door Closer



Standard Arm Door closer for single leaf doors (Hinge and hinge opposite side)

Maximum Door Width 950 mm

Door closer	Fire rated	Size acc.to EN 1154 A	Adjustable Latching Speed	Adjustable Closing Speed	Back-Check	Delay Action	Max. Door Weight
HSA50	Yes	2-6	✓	✓	✓	-	150 kg
HSA20	Yes	2/3/5	✓	✓	✓	-	150 kg
HSA15	No	2/3/4/5	✓	✓	-	-	100 kg
HSA14	No	1/2/3/4	✓	✓	-	-	80 kg
HSA10 D EN	Yes	2/3/4	✓	✓	-	-	80 kg
HSA10 F	Yes	2/3/4	✓	✓	-	-	80 kg
HSA10	No	2/3/4	✓	✓	-	-	80 kg
HSA10 X	No	3	✓	✓	-	-	60 kg

Maximum Door Width 1100 mm

Door closer	Fire rated	Size acc.to EN 1154 A	Adjustable Latching Speed	Adjustable Closing Speed	Back-Check	Delay Action	Max. Door Weight
HSA50	Yes	2-6	✓	✓	✓	-	140 kg
HSA20	Yes	2/3/5	✓	✓	✓	-	140 kg
HSA15	No	2/3/4/5	✓	✓	-	-	100 kg
HSA14	No	1/2/3/4	✓	✓	-	-	80 kg
HSA10 D EN	Yes	2/3/4	✓	✓	-	-	80 kg
HSA10 F	Yes	2/3/4	✓	✓	-	-	80 kg
HSA10	No	2/3/4	✓	✓	-	-	80 kg

Maximum Door Width 1250 mm

Door closer	Fire rated	Size acc.to EN 1154 A	Adjustable Latching Speed	Adjustable Closing Speed	Back-Check	Delay Action	Max. Door Weight
HSA50	Yes	2-6	✓	✓	✓	-	120 kg
HSA20	Yes	2/3/5	✓	✓	✓	-	110 kg
HSA15	No	2/3/4/5	✓	✓	-	-	100 kg

Maximum Door Width 1400 mm

Door closer	Fire rated	Size acc.to EN 1154 A	Adjustable Latching Speed	Adjustable Closing Speed	Back-Check	Delay Action	Max. Door Weight
HSA50	Yes	2-6	✓	✓	✓	-	120 kg

Note: The door closer power size has to be adjusted to the highest level for any door weight that exceeds the test door weight of EN1154 standard

Appendix Maximum Door Mass for Slide Rail Door Closer



Slide Rail Door closer for single leaf doors (Hinge and hinge opposite side)

Maximum Door Width 950 mm

Door closer	Fire rated	Size acc.to EN 1154 A	Adjustable Latching Speed	Adjustable Closing Speed	Back-Check	Delay Action	Max. Door Weight
HSS-61	Yes	5-6	✓	✓	✓	opt.	250 kg
HSS-61	Yes	2-5	✓	✓	✓	opt.	200 kg
HSS-51	Yes	1-4	✓	✓	✓	-	140 kg
HSS-41	Yes	1-4	✓	✓	✓	-	120 kg
HSS-31	Yes	1-3	✓	✓	✓	-	100 kg
HSS-33	Yes	3	✓	✓	-	-	80 kg

Maximum Door Width 1100 mm

Door closer	Fire rated	Size acc.to EN 1154 A	Adjustable Latching Speed	Adjustable Closing Speed	Back-Check	Delay Action	Max. Door Weight
HSS-61	Yes	5-6	✓	✓	✓	opt.	220 kg
HSS-61	Yes	2-5	✓	✓	✓	opt.	170 kg
HSS-51	Yes	1-4	✓	✓	✓	-	140 kg
HSS-41	Yes	1-4	✓	✓	✓	-	120 kg

Maximum Door Width 1250 mm

Door closer	Fire rated	Size acc.to EN 1154 A	Adjustable Latching Speed	Adjustable Closing Speed	Back-Check	Delay Action	Max. Door Weight
HSS-61	Yes	5-6	✓	✓	✓	opt.	190 kg
HSS-61	Yes	2-5	✓	✓	✓	opt.	140 kg

Maximum Door Width 1400 mm

Door closer	Fire rated	Size acc.to EN 1154 A	Adjustable Latching Speed	Adjustable Closing Speed	Back-Check	Delay Action	Max. Door Weight
HSS-61	Yes	5-6	✓	✓	✓	opt.	160 kg

Note: The door closer power size has to be adjusted to the highest level for any door weight that exceeds the test door weight of EN1154 standard

Appendix Maximum Door Mass for Concealed Door Closer



Concealed Door closer for single leaf doors (Hinge and hinge opposite side)

Maximum Door Width 950 mm

Door closer	Fire rated	Size acc.to EN 1154 A	Adjustable Latching Speed	Adjustable Closing Speed	Back-Check	Delay Action	Max. Door Weight
Multi G	Yes	2-5	✓	✓	-	-	130 kg
Multi G	Yes	1-4	✓	✓	-	-	120 kg
HCS 400	Yes	2-4	✓	✓	-	-	120 kg
HCS 385	No	2-4	✓	✓	-	-	80 kg
HCS 380	No	3	✓	✓	-	-	60 kg

Maximum Door Width 1100 mm

Door closer	Fire rated	Size acc.to EN 1154 A	Adjustable Latching Speed	Adjustable Closing Speed	Back-Check	Delay Action	Max. Door Weight
Multi G	Yes	2-5	✓	✓	✓	-	120 kg
Multi G	Yes	1-4	✓	✓	✓	-	100 kg
HCS 400	Yes	2-4	✓	✓	✓	-	100 kg
HCS 385	No	2-4	✓	✓	✓	-	80 kg

Maximum Door Width 1250 mm

Door closer	Fire rated	Size acc.to EN 1154 A	Adjustable Latching Speed	Adjustable Closing Speed	Back-Check	Delay Action	Max. Door Weight
Multi G	Yes	2-5	✓	✓	-	-	100 kg

Note: The door closer power size has to be adjusted to the highest level for any door weight that exceeds the test door weight of EN1154 standard

Utilization Categories of Door Locks & Handle



Class 1: HOME

Moderate utilization by persons motivated to exercise great care and from whom there is a low risk of improper use. Typical areas of application: interior doors of residential buildings.




Class 2: OFFICE

Moderate utilization by persons motivated to exercise care but from whom there is a certain risk of improper use. Typical areas of application: interior doors of office buildings.



Class 3: PUBLIC PLACES

High utilization by the general public or other persons with low motivation to exercise care and from whom there is a high risk of improper use. Typical areas of application: interior doors of office buildings open to the general public.



Class 4: STADIUM / PUBLIC TOILETS

For use in doors that are frequently subjected to violence or damage. Typical areas of application are Cricket & Football stadium, barracks or public toilets.

Technology Behind Handles

ProLock 4 - Premium handles with ball-bearing technology

ProLock 4

ProLock 4 -bearing

These high-end project handles are characterized by an industrial ball bearing. The precise and maintenance free ball bearing technology ensures a well-balanced system. Additionally the flex-bearing, lying inside the ball bearing unit, balances uneven door surfaces for up to 3 degree. This premium and innovative solution will meet all standards for private or public doors.

- ▶ EN 1906, class 4
- ▶ With spring and 90 degree carrier
- ▶ Patented flex-bearing unit
- ▶ 1 million cycle tested

ProLock 3 - Handles with friction bearing technology

ProLock 3

ProLock 3-bearing

The main characteristic of this handle is a maintenance free nylon bearing that is floating on the steel base rose and balancing radial and axial free-play. This class 4 handle bearing can be used on doors with high frequency and a potential for violent usage such as in schools or Cricket & Football stadium.

- ▶ EN 1906, class 4
- ▶ Unsprung
- ▶ 200,000 cycle tested

ProLock 2 - Handles with standard friction bearing technology

ProLock 2

ProLock 2 -bearing

The bearing made of glass fiber reinforced nylon is guiding the handle axial as well as radial. A wave spring is compensating angular tolerances. A perfect and certified price/performance ratio for frequently used handles in all kind of buildings.

- ▶ EN 1906, class 3
- ▶ With spring
- ▶ 200,000 test cycles

ProLock 1 - Handles with standard friction bearing technology

ProLock 1


ProLock 1 -bearing

The steel base rose and return spring ensure a proper and stable fixing on the door. The economic bearing is perfect for interior doors in public buildings or private houses.

- ▶ With spring
- ▶ 200,000 internal test cycles

Prolock handles: PZ and WC Sets

As mentioned in the Price List, each handle is having two versions with two Article codes as per below :

		Prolock 1 HH 2110 (Hollow)						
		9228099	9228099	ProLock 1 HH 2110 Handle + Handle set SS	1	Set	1	83024110
		9228101	9228101	ProLock 1 HH 2110 Handle + WC Bathroom set SS (Please order only Bathroom Lock along with WC version set)	1	Set	1	83024110

What is Handle + handle set and Handle + WC bathroom Set?

The PZ version handles are used for all the locking solutions in which Euro profile cylinders are used for key Locking

PZ version Mortise handle

- For use with Sash Lock, Latch Lock, Night Latch Lock and Panic Lock bodies
- Set comprises of set of Handles, Set f PZ escutcheon and fixing material
- Widely used version of handle
- Available in all handle shapes



The WC version handles are used for bathroom or privacy doors with bathroom handles

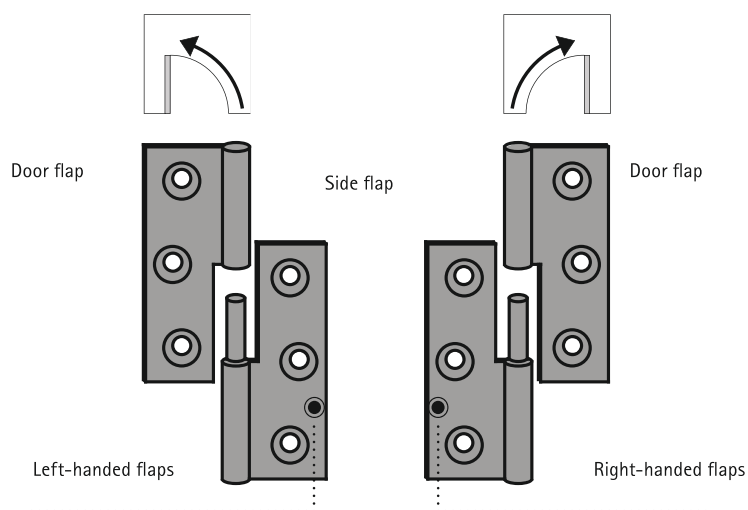
WC version Mortise handle

- For use with **only** Bathroom Lockbody
- Set comprises of set of Handles, Set of WC escutcheon with indicator and fixing material
- Less used version of handle mostly where WC escutcheon with indicator is required
- Available in all handle shapes



Handing of doors for Lift Off Hinge

Lift Off Hinge illustration for DIN Right & DIN Left hinge and for ordering

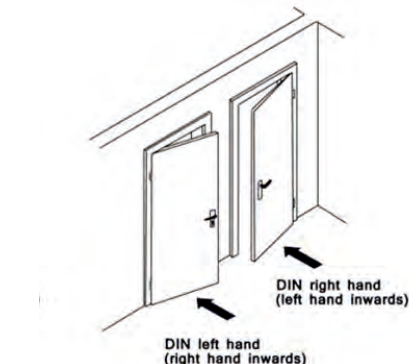


How to determine if the door is DIN Left or DIN Right

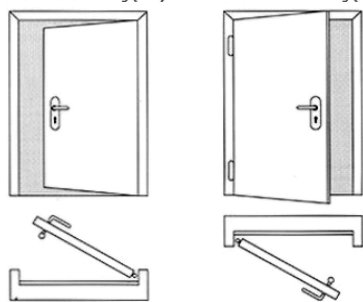
What is DIN Left And Right: DIN Right/Left denotes the direction of the opening of the door

DIN Left: When the hinges are placed to the left of the door leaf, then the door is opened DIN left.

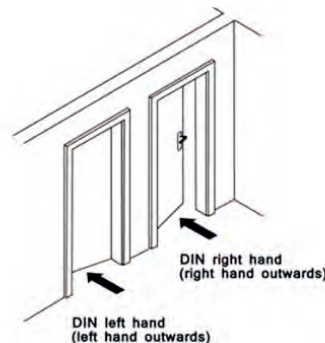
DIN Right: When the hinges are placed to the right of the door leaf, then the door is opened DIN right.



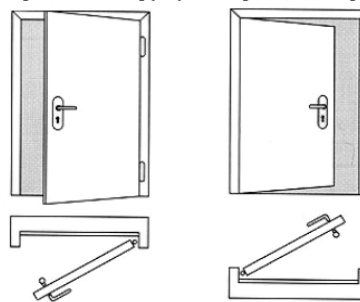
Left Hand In-swing (DIN) Left Hand Out-swing (DIN)



DIN left means Hinge barrel is visible on Left side that means a person will use left hand to operate the door



Right Hand Out-swing (DIN) Right Hand In-swing (DIN)



DIN Right means Hinge barrel is visible on right side that means a person will use Right hand to operate the door.

Why we need DIN Left/Right versions?

It is required as the outer handle is fixed and only operable with key that means only inside handle will be moving and hence we need to have different handles motion for DIN Left/Right opening Doors from inside.



DIN Left set



DIN Right set


NOTE: There is no need to order both DIN left and DIN right for a single door.

How to decide article no. while placing Order?

If a person will be using leftward opening door then DIN left will be used. Article no: 9228485 (For SS Finish only)

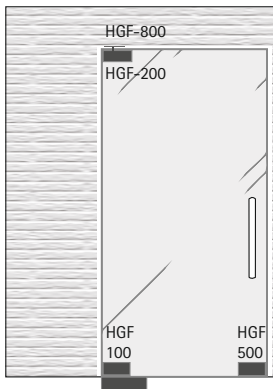
If a person will be using rightward opening door then DIN right will be used. Article no : 9228501 (For SS Finish only)

Prolock Infinity : The Complete Main Door Solution

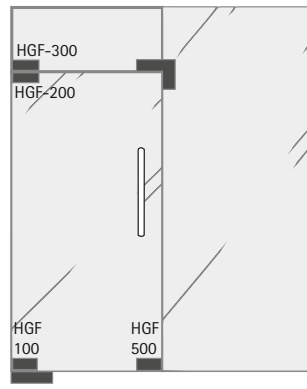
	Prolock Infinity Handles Design 1 (HSN Code - 83024110)		Qty.	Unit	PU
	9250858	Prolock Infinity 1 SS DIN Left - movable	01	Set	01
	9250886	Prolock Infinity 1 SS DIN Right - movable	01	Set	01

Same concept applies to all ProLock Infinity Handles Design.

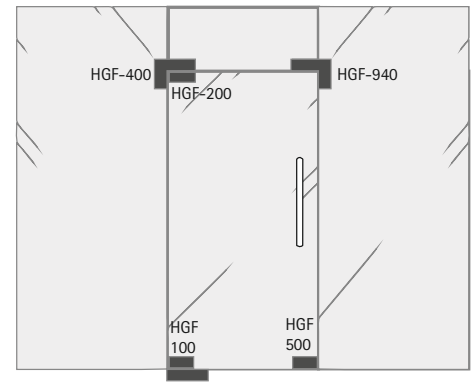
NOTE: There is no need to order both DIN left and DIN right for a single door.



Single door with Top Pivot



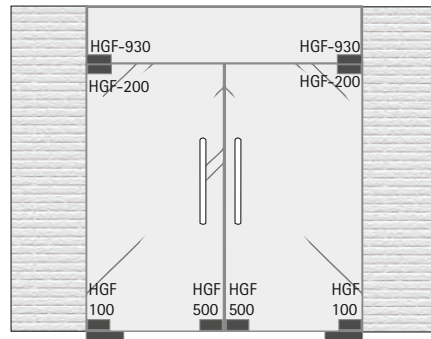
Single Door with Over Panel & Side Light



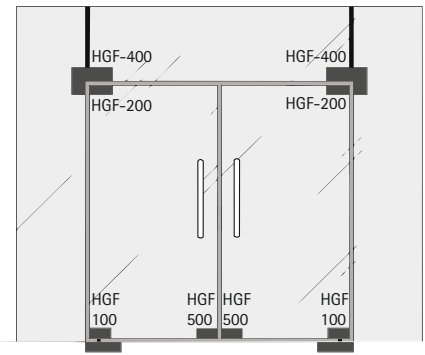
Single Door with Over Panel & Side Panel (Each side)



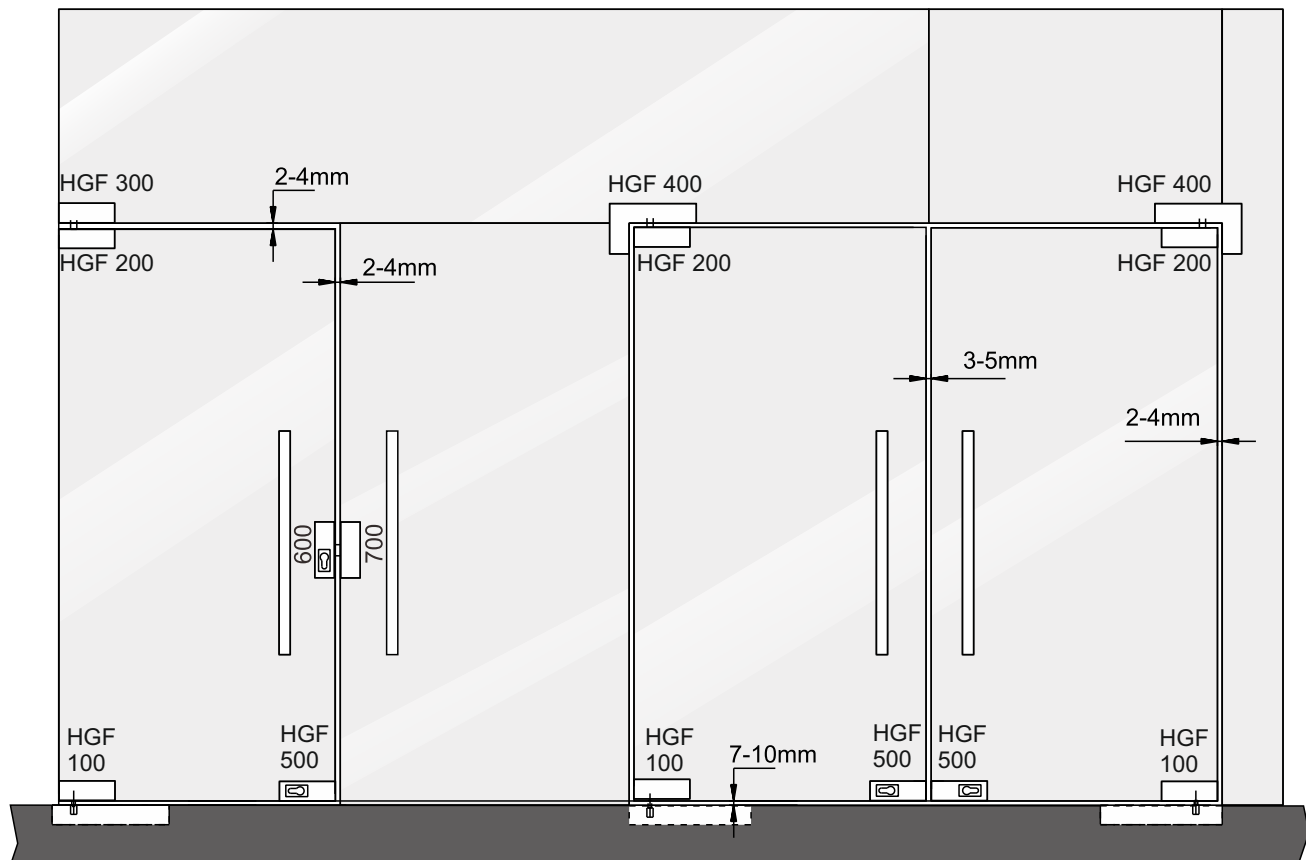
Single Door with Over Panel



Double Door with Over Panel on top



Double Door with Over Panel & Side Panel (Each side)



Registered & Head Office:
Hettich India Private Limited
302, Duro-lite House,
Opp. SAB TV, New Link Road,
Andheri (West), Mumbai - 400 053
Phone: +91 22 2674 3289/3356/4089
Fax: +91 22 2674 3267

Delhi Office:
Hettich India Private Limited
A-26/4, 1st floor,
Mohan Co-operative Industrial Estate,
New Delhi - 110 044
Phone: +91 11 4889 4000, 4889 4005
Fax: +91 11 4889 4044

Production Site – Vadodara:
Hettich India Private Limited
Plot No. 304, Dhanora,
Nandesari Road,
Near ECPL,
Village – Dhanora – 391 346
Dist. – Vadodara, Gujarat

Production Site – Indore:
Hettich India Private Limited
Plot No 1, Sector 5,
Mhow – Neemuch Road,
Opp Lupin Ltd, Pithampur Industrial,
Pithampur – 454 774
Madhya Pradesh

06_2021

Application Centres:

Bangalore:
Adventz Center, Ground Floor 28,
Cubbon Road, Shivaji Nagar,
Bangalore – 560 001
Ph. No. : +91 80 4530 0400,
+91 80 4530 0401

Mumbai:
202/302, Duro-lite House, Opp. SAB TV,
New Link Road, Andheri (West),
Mumbai – 400 053
Ph.No. : +91 22 2639 9707

New Delhi:
61, Panchkuian Road,
New Delhi – 110 001
Ph. No. : +91 11 2358 0713,
+91 11 2358 4603

Chennai:
"Heavitree", Ground Floor,
47, Spur Tank Road,
Chetpet, Chennai – 600 031
Ph. No. : +91 44 4263 7227

Ahmedabad:
1st Floor, Unit No. 102,
Safal Pegasus, Anand Nagar,
Ahmedabad – 380 015,
Ph. No. : +91 79 4032 2824

Gurugram:
Global Business Park, Tower – A, Floor 5,
Mehrauli–Gurgaon Rd, Sikanderpur,
Sector 26, Gurugram, Haryana 122 002.
Ph. No. : +91 0124 4221670

Hyderabad:
" Sai Krishna "
797 – A, 2nd Floor,
Road No. 36, Jubilee Hills,
Hyderabad – 500 034
Ph. No. : +91 40 2355 8994

Indore:
Office No.106 and 107-A,
"Brilliant Titanium",
Plot No.9, Scheme No.78, Part-II,
Indore – 452 010
Ph. No. : +91 96 9168 4480

Chandigarh:
2nd Floor, Aspire Tower, Plot no. 55,
Industrial & Business park, Phase 1,
Chandigarh – 160 002
Ph. No. : +91 172 5012 347

Kochi:
41/2062D, 2nd Floor
Palarivattom signal
junction, NH 47 By-pass,
Kochi – 682 028
Ph. No. : +91 48 4402 8242

Pune:
Server Spacer ,
Survey No. 127/1A ,
Plot No. 8, Off. ITI Road, Aundh,
Pune – 411 007
Ph. No : +91 72 0847 6557

Kolkata:
2nd Floor, Unit Number 2A,
Tirumala 22,
East Topsia Road,
Kolkata – 700 046
Ph. No. : +91 98310 12054

Enquiry & Customer Services
Toll Free : 1800 209 2096 (office hours)
Email: sales_enquiry@in.hettich.com
customer_services@in.hettich.com
www.hettich.com

Training Centre Address:
Hettich Poddar Wood Work Institute
Plot No.2, 1st Floor, DLF Industrial Estate-1
Near NHPC Metro Station,
Faridabad– Haryana
Ph: +91 129 4203888
Email: info@hpwwi.com

