

CONTENTS

- Sinusitis
- Blumea Odorata
- Homoeopathic Remedies Indicated in Sinusitis

HomeoBuzz

CONTINUING MEDICAL INFORMATION

Vol. 14, No. 01, April 2018, Total No. of Pages 16

Dear Readers,

Let's begin with the 263th birth anniversary of Dr. Samuel Hahnemann on April 10th, his keen observation leads to the discovery of gentle & mild mode of treatment HOMEOPATHY in the year 1796 providing permanent solution to many ailments.

B. Jain group has passion & conviction for homeopathy since its inception. Recently, B. Jain pharmaceuticals launched new products for many common ailments. We are contented after receiving very satisfying reviews from the doctors and patients for Omeo D-Fvr Plus Syrup, Omeo Spon-Dyl Drops & Omeo She Drops. Cervical & lumbar pain, a vexing issue in winters especially is excellently dealt by Omeo spondyl drops which help in relieving the pain in back & neck. This keeps the spirit alive in launching more products which will improve the health conditions of masses.

Sinusitis is another bothersome issue for many individual, conventional medicines which suppresses sinus symptoms but homeopathy holds the most satisfying results. B.Jain pharmaceuticals acknowledged & launched Omeo Sinus-Relief Drops which will relieve the symptoms of sinusitis & also prevent the recurrence. It is a combination of homeopathic medicines which are effective in treating sinusitis.

Now, as the temperature goes down the problems of skins eruptions & facial pimples are nagging problem for which Omeo Haem-Purifier Drops is indicated. Omeo Haem-Purifier Drops acts as a blood purifier and helps to clear the skin.

Homeopathy has an excellent scope in improving the quality of life in the most harmless way.

Dear Doctors,

Health is the greatest gift, contentment the greatest wealth, faithfulness the best relationship. -Buddha

World health day celebrated every year on 7th April. The theme this year will focus on "Universal health coverage: everyone, everywhere" - ensuring that everyone, everywhere can access essential quality health services without facing financial hardship.

A report released by the World Health Organisation and the World Bank has shown that at least half of the world's population cannot obtain essential health services. In India an estimated 100 crore people have no health cover. Data from the National Health Profile, released in April 2017, show that only 27 per cent Indians have health cover. In improving these data values the key factor will be the physician's population. Homeopathy permits best of its effort in improving the quality of life.

An estimated 134 million Indians suffer from chronic sinusitis, the symptoms of which include but are not limited to debilitating headaches, fever and nasal congestion and obstruction. Among Indians this disease is more widespread than diabetes, asthma or coronary heart disease. The best way to prevent sinusitis is to educate the people about risk factors and preventive strategies. Homeopathy has gained immense popularity in the treatment of sinusitis. There are many remedies in homeopathy which effectively annihilate the symptoms & prevent its recurrence.

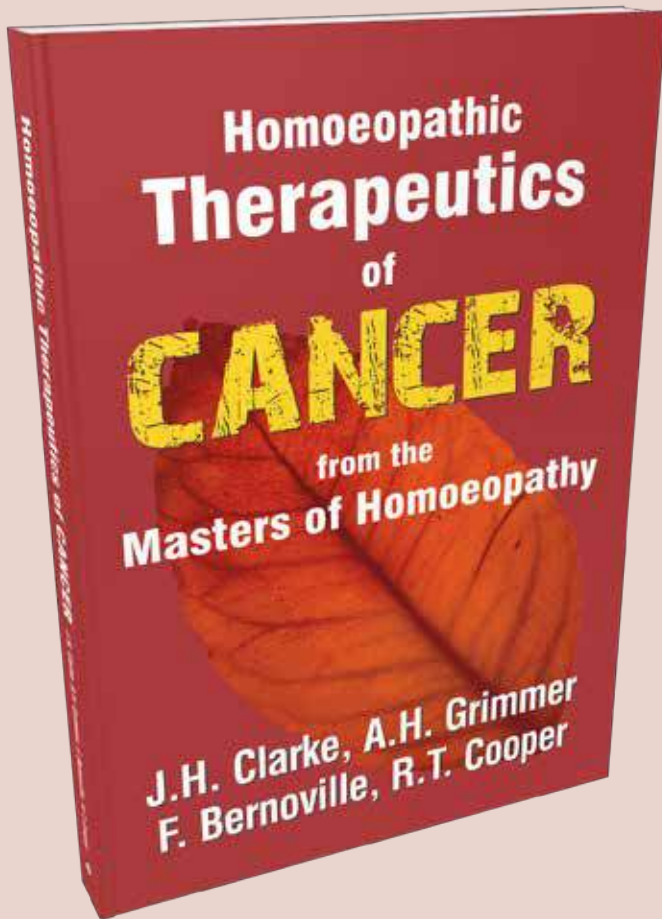
This issue puts shine on the disease sinusitis & homeopathic medicines indicated for that.

Kuldeep Jain
Chief Editor

Dr. Sana Parveen
Editor

Revealing 'CAN' in Cancer

An authoritative compilation of the best research work and case studies of stalwarts with
The concept of Arborivital doses



ISBN: 978-81-319-1786-2 | ₹ 199 | 264 pp

- The books included in the compilation are: Therapeutics of Cancer by J. H. Clarke; Homoeopathic Treatment of Cancer by Fortier-Bernoville; Cancer articles by A.H. Grimmer; and R.T. Cooper's Cancer and Cancer Symptoms.
- The content in each introduction has been deliberately kept concise to facilitate the student in reading the section with interest.
- Each section begins with an introduction by the editor which is an effort to introduce the authors and their nature of work, to the reader in the simplest way possible.
- The concept of Arborivital doses introduced by Dr Cooper has also been given for study.

The literature of the past workers on the subject of Cancer was scattered all over which has been compiled to preserve the original work with all authenticity. The editor has collected the best research work and case studies on Cancer in an organized way for practitioners and students.



B. JAIN PUBLISHERS (P) LTD.

B JAIN HOUSE, D-157, SECTOR-63, NOIDA-201307, U.P. Tel: +91-120-4933333

Email: info@bjain.com • Website: www.bjain.com

ADVERTISEMENT

ANATOMY OF PARANASAL SINUSES

Paranasal sinuses are air-containing cavities in certain bones of skull. They are four on each side. Clinically, paranasal sinuses have been divided into two groups:

1. **Anterior group**.- This includes maxillary, frontal and anterior ethmoidal. They all open in the middle meatus and their ostia lie anterior to basal lamella of middle turbinate.

2. **Posterior group**.- This includes posterior ethmoidal sinuses which open in the superior meatus and the sphenoid sinus which opens in sphenoidal recess.

Humans possess four paired paranasal sinuses, divided into subgroups that are named according to the bones within which the sinuses lie:

- Maxillary Sinus (Antrum of Highmore)

It is the largest of paranasal sinuses and occupies the body of maxilla. It is pyramidal in shape

- Frontal Sinus

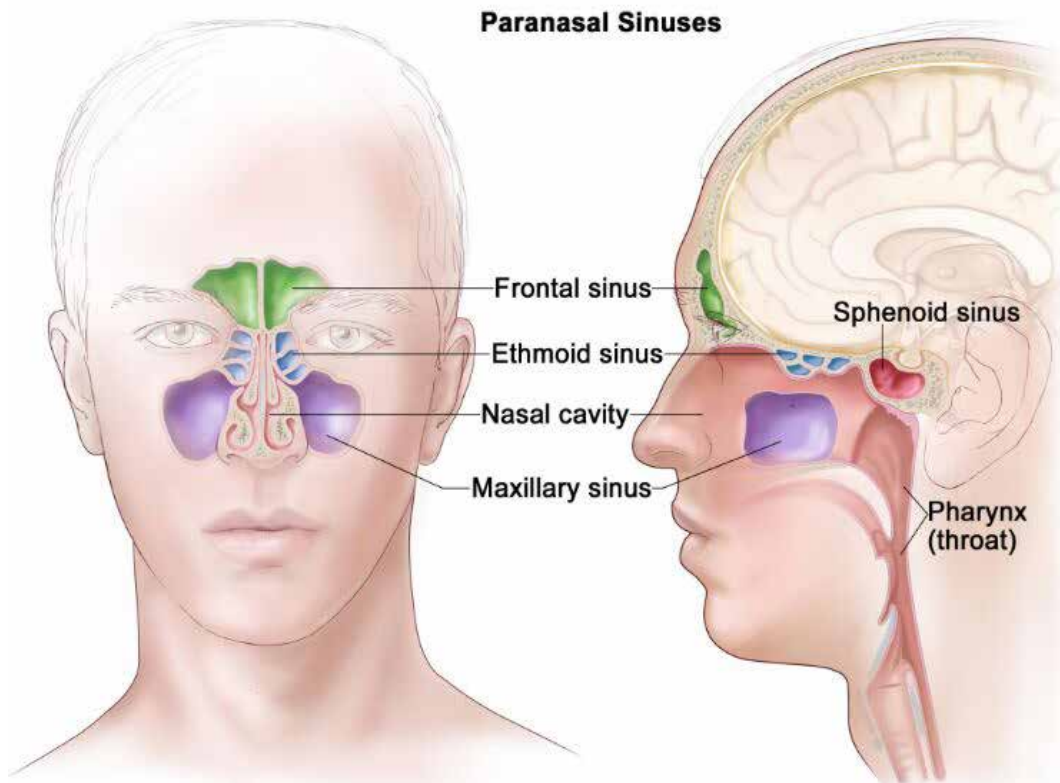
Each frontal sinus is situated between the inner and outer tables of frontal bone, above and deep to the supraorbital margin. It varies in shape and size and is often loculated by incomplete septa.

- Ethmoidal Sinus

The ethmoidal sinuses, which are formed from several discrete air cells within the ethmoid bone between the nose and the eyes. Their number varies from 3 to 18.

- Sphenoidal Sinus

The sphenoidal sinuses, in the sphenoid bone.



Acute inflammation of sinus mucosa is called acute sinusitis. The sinus most commonly involved is the maxillary followed in turn by ethmoid, frontal and sphenoid. Very often, more than one sinus is infected (multisinusitis). Sometimes, all the sinuses of one or both sides are involved simultaneously (pansinusitis unilateral or bilateral). Sinusitis may be "open" or "closed" type depending on whether the inflammatory products of sinus cavity can drain freely into the nasal cavity through the natural ostia or not. A "closed" sinusitis causes more severe symptoms and is also likely to cause complications.

AETIOLOGY OF SINUSITIS IN GENERAL

A. EXCITING CAUSES

1. Nasal infections
2. Swimming and diving
3. Trauma
4. Dental infections

B. PREDISPOSING CAUSES

LOCAL

1. Obstruction to sinus ventilation and drainage
 - (a) Nasal packing
 - (b) Deviated septum
 - (c) Hypertrophic turbinates
 - (d) Oedema of sinus ostia due to allergy or vasomotor rhinitis
 - (e) Nasal polypi
 - (f) Structural abnormality of ethmoidal air cells
 - (g) Benign or malignant neoplasm.
2. Stasis of secretions in the nasal cavity
3. Previous attacks of sinusitis

GENERAL

1. Environment: Sinusitis is common in cold and wet climate. Atmospheric pollution, smoke, dust and overcrowding also predispose to sinus infection.
2. Poor general health

CLINICAL FEATURES

ACUTE MAXILLARY SINUSITIS

Clinical features depend on (i) severity of inflammatory process and (ii) efficiency of ostium to drain the exudates. Closed ostium sinusitis is of greater severity and leads more often to complications.

1. Constitutional symptoms: It consists of fever, general malaise and body ache.
2. Headache: Usually, this is confined to forehead and may thus be confused with frontal sinusitis.
3. Pain: Typically, it is situated over the upper jaw, but may be referred to the gums or teeth.

4. Tenderness: Pressure or tapping over the anterior wall of antrum produces pain.
5. Redness and oedema of cheek: Commonly seen in children. The lower eyelid may become puffy.
6. Nasal discharge: Anterior rhinoscopy/nasal endoscopy shows pus or mucopus in the middle meatus. Mucosa of the middle meatus and turbinate may appear red and swollen.
7. Postnasal discharge. Pus may be seen on the upper soft palate on posterior rhinoscopy or nasal endoscopy.

ACUTE FRONTAL SINUSITIS

1. Frontal headache
2. Tenderness. Pressure upwards on the floor of frontal sinus, just above the medial canthus, causes exquisite pain.
3. Oedema of upper eyelid
4. Nasal discharge

ACUTE ETHMOID SINUSITIS

1. Pain. It is localized over the bridge of the nose, medial and deep to the eye.
2. Oedema of lids.
3. Nasal discharge: On anterior rhinoscopy, pus may be seen in middle or superior meatus depending on the involvement of anterior or posterior group of ethmoid sinuses.
4. Swelling of the middle turbinate.

ACUTE SPHENOID SINUSITIS

1. Headache. Usually localized to the occiput or vertex
2. Postnasal discharge

References:

1. https://en.wikipedia.org/wiki/Paranasal_sinuses
2. PL Dhingra & Shruti Dhingra, Diseases of Ear, Nose and Throat, 6th edition.

**NOW BREATHE
EASIER**



Omeo™

SINUS-RELIEF

Drops

INDICATIONS:

For sinusitis, nasal catarrh and post nasal dripping.

COMPOSITION

Arsenicum album	6X	10% v/v
Calcarea carbonica	4X	10% w/v
Hydrastis canadensis	3X	10% v/v
Kali bichromicum	4X	10% v/v
Pulsatilla nigricans	3X	10% v/v
Excipients:		q.s.
Alcohol content		36% v/v

Dosage: 10-15 drops should be diluted with water and taken 3 times a day before meals or as prescribed by the physician.



Pack sizes available: 30ml

Quality | Safety | Consistency



B.JAIN PHARMACEUTICALS PVT. LTD.

Corporate Office: A-98, Sector 63, Noida-201307, UP

Manufacturing Site: E-41/F, RIICO Industrial Area, Khushkhhera, District Alwar, Bhiwadi-301707, Rajasthan, India

Tel.: +91-120-4512000, Email: infopharma@bjain.com | www.bjainpharma.com | www.buyhomeopathicmedicine.com

Information for registered medical practitioner only.

BLUMEA ODORATA

EXCLUSIVE
MOTHER TINCTURE
FROM **B.JAIN**



Botanical Name	: Blumea obovata dc.
Known	: Kuksima.
Family	: Compositae.
Distribution	: Throughout India
Part used	: Whole plant excluding roots.

Clinical: Cough; hoarseness; fever; dysentery; piles; haemorrhage.

INDICATIONS:

- ✦ It is a blood purifier.¹
- ✦ Removes catarrh, expels fever.¹
- ✦ Control cough-hoarseness due to cough; trumpet-like sound or barking-like sound associated with cough.²
- ✦ Haematemesis.¹
- ✦ It has got reputation in bleeding piles; in diarrhoea or dysentery associated with blood.²
- ✦ In miscarriage where haemorrhage is profuse; in bloody leucorrhoea and menorrhagia it exerts powerful influence to arrest bleeding.²

Prescribed Dose³: Mother-tincture, 2x, 3x.

References:

¹. BANERJEE P., Materia medica of Indian drugs

². BANERJEE S.K., 50 Homeopathic Indian drugs

³. VARMA PN & INDU V., Encyclopedia of homeopathic pharmacopoeia

Embrace *Long* and

omeo

Arnica Shampoo

With Thuja & Calendula Extracts

A complete hair care formulation effectively strengthens & nourishes the hair roots while cleansing the hair thus controls hair fall and promotes hair growth.



Pack sizes available:
100ml / 200ml



B.JAIN PHARMACEUTICALS PVT. LTD.

Corporate Office: A-98, Sector-63, Noida-201307, Uttar Pradesh, India

Manufacturing Site: E-41/F, RIICO Industrial Area, **Khushkhera**, District Alwar, Bhiwadi-301707, **Rajasthan**, India,
Tel.:+91-120-4512000, Email: infopharma@bjain.com | www.bjainpharma.com | www.buyhomeopathicmedicine.com

Shiny Hair

omeo

Arnica Hair Oil

With Jaborandi

Omeo Arnica Hair Oil gives hair the much needed nourishment & prevents premature hair fall.



Pack sizes available:
100ml / 200ml

Information for registered medical practitioner only

Quality | Safety | Consistency

HOMOEOPATHIC MEDICINES INDICATED IN SINUSITIS:

Homeopathy is the holistic system of medicine which deals with the patients on the basis of symptom-similarity, matching the symptoms of the patients with that of the proved medicine. Medicine is prescribed not only on physical symptoms but take into account mental symptoms and genetic blend of the patient too i.e. individualization of every case. Approach towards every chronic case in homeopathy is to find out the constitutional medicine for that case.

1. Arsenicum album

- Inflammation of sinuses, with aggravation at same hour each day.¹
- Nasal catarrh, discharges fluent and acrid. Thin, watery, excoriating discharge. Nose feels stopped up. Hemicrania, with icy feeling of scalp and great weakness. Sensitive head in open air.⁴

2. Calcarea carbonica

- Fulness and heaviness of the head, esp. of the forehead, with shutting of the eyes, agg. by movement and physical exertion.²
- Obstruction of the nose by yellowish and fetid pus.²

3. Hydrastis Canadensis

- Acts especially on mucous membranes relaxing them and producing a thick, yellowish,ropy secretion.⁸
- Sinusitis and catarrh of the right eustachian tube, with high-pitched voice.³
- Constant discharge of thick white mucus, sinus headache.⁵

4. Kali bichromicum

- Inflammation extends to frontal sinuses, with distress and fullness at root of nose. Frontal pain; usually over one eye. Coryza, with obstruction of nose.⁴
- MAXILLAR SINUSITIS (Kali. bi. is the most important remedy!) and coryza with discharge of a tough, stringy mucus which adheres to the parts and can be drawn into long strings. Ozoena.³

5. Pulsatilla nigricans

- Frontal and supra-orbital pains. Coryza; stoppage of right nostril, pressing pain at root of nose.⁴
- Boring in left malar bone. Old catarrh, frequently a profuse discharge every morning, in mild and pleasant persons.²

6. Hepar sulphur

- Infected sinus with pus forming.⁵
- Acute sensibility of the sense of smell; chronic catarrh. Caries of the bones of the nose; they are very sensitive to the touch, with fetid discharges, from syphilis.⁶



7. **Spigelia anthelmia**

- Chronic catarrh with post-nasal drip of bland mucus. Tickling and itching of nose. Dry anteriorly. Flow of water during prosopalgia. Forepart of nose always dry, discharge through posterior sinuses.⁵
- The pain spreads from the eyes into the frontal sinuses and head.⁷

8. **Mercurius solubilis**

- There is a profuse coryza which extends to the frontal sinuses, burning in eyes and nose, acrid discharge, violent sneezing, and tendency to perspiration which aggravates. When a cold begins with coryza, Mercurius is a valuable remedy.⁹
- Pain and swelling of nasal bones, and caries, with greenish fetid ulceration. Yellow-green, fetid, puslike discharge.⁴

9. **Silicea terra**

- Stuffed coryza and chronic stoppage, from lumps of hardened mucus. Acrid excoriating discharge. Loss of smell.¹¹
- In Kali Bich. this involvement is accompanied by profuse discharge, while in Silica there is no discharge and a steadily increasing tension in the affected sinus.¹⁰

10. **Ammonium carbonicum**

- Mucous membranes of the respiratory organs are especially affected. Nose: Stoppage at night, with long-continued coryza. Cannot breathe through nose. ⁴
- Pulsating forehead; better, pressure and in warm room.⁴

11. **Corallium rubrum**

- Feels very large; violent pain as if parietal bones were forced apart; worse stooping. Dry coryza; nose stopped up and ulcerated.⁴
- Hawking of profuse mucus. Profuse secretion of mucus dropping through posterior sinuses.⁵

12. **Lycopodium clavatum**

- Catarrh: dry nose stopped at night, must breathe through the mouth (Am. c. Nux, Samb.); snuffles, child starts from sleep rubbing its nose; of root of nose and frontal sinuses; crusts and elastic plugs (Kali bi., Marum).¹²
- Feeling of dryness posteriorly. Scanty excoriating, discharge anteriorly.⁴

13. **Iodium**

- A very valuable remedy in acute fluent coryza, the discharge is hot, the nose becomes sore, headache at root of nose and over frontal sinuses, the attack is attended with fever, discharge fetid, nose swollen and painful (Nat. m., Air.).¹
- Pain at root of nose and frontal sinus. Loss of smell. ⁴

14. **Kalium iodatum**

- This agent produces a catarrhal inflammation of the mucous lining of the nares, frontal sinuses, and antrum of Highmore.¹³
- The profuse, watery, acrid coryza that the drug produces serves as a sure guiding symptom, especially when associated with pain in frontal sinus.⁴



- Forehead : stitches on stooping; tearing or jerking stitches in left sinus; tearing in right side in evening, transiently >> by pressure, with sticking; digging in left side; aching; aching in sinuses and right ethmoid cells.²

15. **Sticta pulmonaria**

- It is also of great value in the form of nasal catarrh, if when the discharges dry up there is this same pain in forehead and frontal sinuses.¹⁴
- Dryness of nasal membrane. Constant need to blow the nose, but no discharge. Dry scabs, especially in evening and night.⁴



References:

1. ALLEN T. F., Hand Book of Materia Medica and Homoeopathic Therapeutics
2. CLARKE J. H., Dictionary of Practical Materia Medica
3. DEGROOTE F., Physical Examination and Observation in Homeopathy
4. BOERICKE W., Pocket Manual of Homeopathic Materia Medica
5. MURPHY R., Homeopathic Remedy Guide
6. BURT W.H., Physiological Materia Medica
7. CHOUDHURI N.M., A Study on Materia Medica
8. VARMA P.N and INDU V., Encyclopaedia of Homeopathic Pharmacopoeia
9. DEWEY W.A., Practical Homeopathic Therapeutics
10. BORLAND D.M., Homeopathy in Practice
11. BOGER C. M., Boenninghausen's Characteristics
12. ALLEN H. C., Keynotes and Characteristics with Comparisons
13. BLACKWOOD A. L., A Manual of Materia Medica Therapeutics and Pharmacology
14. NASH E.B., Nash Expanded Work

Compiled by:
Dr. Sana Parveen
Editor

B.JAIN PHARMACEUTICALS PVT. LTD.

50 YEARS IN TEACHINGS OF PROFESSOR GEORGE VITHOULKAS

A MILESTONE

SEMINAR

APRIL 14TH AND 15TH 2018
CHRIST AUDITORIUM UNIVERSITY, MADIVALA
BANGALORE, INDIA

www.eventindia.vithoukas.com
eventindia@vithoukas.com



Register For This Historical Event Now

Early bird prices

For I BHMS to IV BHMS students in group of 50 or more: INR 2000 per person

For I BHMS to IV BHMS students less than 50 people: INR 3000 per person

For Post Graduate students and Internees INR: 4000 per person

**For Post Graduate students and Internees group of 10 or more people:
INR 3000 per person**

For doctors: INR 5000 per person

For VIP Row (Limited to 110 seats) INR 10,000 per person

On the spot registration (subject to availability of seats)

INR 4000 - for students - per person

INR 6000 - for doctors - per person

For college groups with lecturer/principal Please contact organisers

Contact: +91 9449084747; eventindia@vithoukas.com; http://

eventindia.vithoukas.com

For information on reasonable accommodation near the venue, contact: 9900000638

ULTIMATE DETOXIFICATION



Omeo™

HAEM PURIFIER Drops

INDICATIONS:

The ingredients have the property to acts as blood-purifier and helps clear the unhealthy skin.

ACTION OF INGREDIENTS

- Conium maculatum: Conium affects the blood and vascular system. Want of action of the skin¹
- Hepar sulphur: Unhealthy skin; every little injury suppurates.²
- Juglans regia: It should be remembered in diseases of the skin acne of the face, crusta lactea, tenea favosa.³
- Sarsaparilla officinalis: Has been used as a blood-purifier and general remedy for all diseases of the skin.⁴
- Scrophularia nodosa: This remedy is of service in diseases of the skin.³

COMPOSITION

Conium Maculatum	4x	10%v/v
Hepar sulphuricum	4x	10%w/v
Juglans regia	4x	10%v/v
Sarsaparilla	4x	10%v/v
Scrophularia nodosa	4x	10%v/v
Excipients		q.s.
Alcohol content		36% v/v

Dosage: 5-10 drops should be given in water, 2 times daily before meals or as prescribed by the physician.



Pack sizes available: 30ml

References

1. BURT W.H., Physiological Materia Medica
2. BOERICKE W., Pocket Manual of Homeopathic Materia Medica
3. BLACKWOOD A. L., A Manual of Materia Medica Therapeutics and Pharmacology
4. HOYNE T.S., Clinical Therapeutics

Quality | Safety | Consistency



B. JAIN PHARMACEUTICALS PVT. LTD.

Corporate Office: A-98, Sector 63, Noida-201307, Uttar Pradesh

Manufacturing Site: E-41/F, RIICO Industrial Area, Khushkhera, District Alwar, Bhiwadi-301707, Rajasthan, India

Tel.: +91-120-4512000, Email: infopharma@bjain.com | www.bjainpharma.com | www.buyhomeopathicmedicine.com

Information for registered medical practitioner only.

B.JAIN PHARMACEUTICALS

Introducing

Special **Monthly Offer** for
HomeoBuzz Readers

Dear Readers,

Place your secondary order over the phone call or through sms on number “+91-9205901751”, Even you may email your orders on Id “infopharma@bjain.com” and get a chance to win free Medicine worth equivalent to the value of order placed.



Terms & Conditions:

- ✧ Lucky draw will take place on monthly basis there will be two lucky winners in every draw.
- ✧ Lucky winners Name & Testimonial will be shared in the next to next month edition of homeobuzz.
- ✧ As an eligibility criteria minimum order value should be of MRP Rs. 2000/- & above .
- ✧ While placing order over phone/Sms/email,do not forget to mention order is under “*Lucky Draw offer*”.
- ✧ To place order and for any information related to contest you may call us between 10:00am-5:00pm (working days).
- ✧ Order supply will be made available through local dealers of your area.
- ✧ Bjain Pharma reserves the right to close/cancel/withdraw the offer anytime without any prior notice to the customers.
- ✧ In case of any conflict or dispute, Bjain Pharma’s team decision will be final.

To download our Product Catalogue please visit us: “www.bjainpharma.com”

Contact Us: +91-9205901751
“infopharma@bjain.com”

Grow Your Practice with RadarOpus Homeopathic Software

Leading homeopathic software
radaropus
THE WORLD'S No.1 SINCE 1982



Repertorization

Includes over 20 repertories ranging from world's most trusted and comprehensive repertory Synthesis, Kent, Boenninghausen, Murphy & Jeremy Sherr etc.



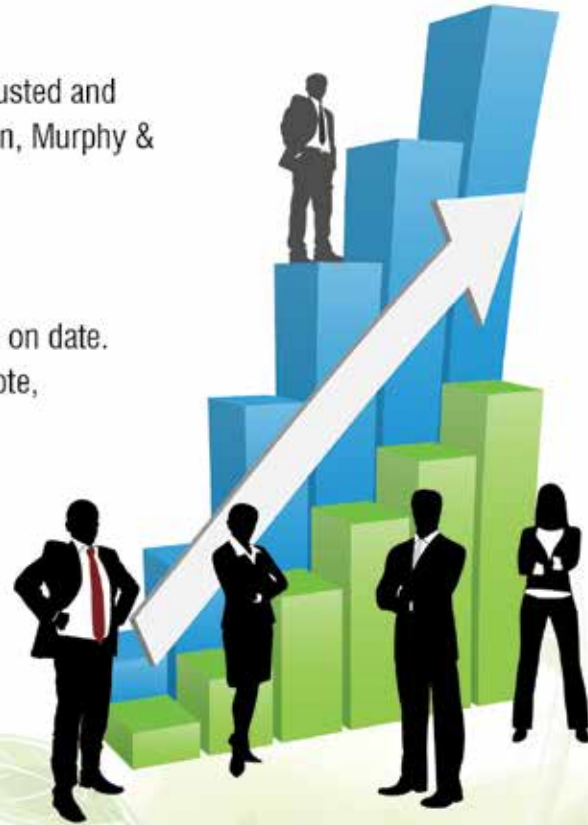
Homeopathic Library

The largest collection of books that any software offers as on date. Includes all kinds of Materia Medicas, Therapeutics, Keynote, Dictionaries and Research Methodology books.



Patient Management

This powerful patient database program helps you keep track of your patients information i.e. Repertorizations, Prescription, Consultations list, Pathologies, Posology, Remedy reactions, and attach many other files (Video, Image, Sounds, PDF, Word, Excel) etc.



RadarOpus 'INTENSIVE' now available @ ₹32,999/-

*Book your Radaropus INTENSIVE at **₹2749/-**
Rest in 11 interest free EMI of ₹2750/-

RadarOpus 'ULTIMA' now available @ ₹66,999/-

*Book your Radaropus ULTIMA at **₹6,499/-**
Rest in 11 interest free EMI of ₹5,500/-

Call on 09312402065 | 09990018149 | +91-120-49 33 333

Chief Editor: Mr. Kuldeep Jain
Editor: Dr. Geeta Rani Arora, Dr. Sana Parveen
Business Consultant: Manish Jain
Designed by: Reyaz Ahmad
Single Copy: ₹ 20/- (Monthly Magazine)

For subscription, change of address, exchange of copy or any other complaints contact subscribe@bjain.com
Subscription Details (India):
1 Year Membership ₹ 100/-
2 Year Membership ₹ 200/-
5 Year Membership ₹ 500/-

Disclaimer: The views and opinions expressed by the editors and the authors of articles published in this magazine are not necessarily those of the publishers.