



TEXAS TECH
FOOTBALL

2017 MEDIA GUIDE



KLIFF KINGSBURY

- National leader in total offense and passing offense in 2016
- Boasted a top-11 unit in total offense throughout coaching career
- Ranked in the top-five for passing in all four seasons at Texas Tech
- Coached four NFL quarterbacks during career
- Pushed Texas Tech to back-to-back seasons averaging 40 points per game





2017 TEXAS TECH FOOTBALL MEDIA SUPPLEMENT

Texas Tech University Athletics Communications

Summer 2017

IN REMEMBRANCE...

During his 13 seasons as head coach at Texas Tech and the years that followed, Spike Dykes was a legend in every sense of the word.

Born in Lubbock, Dykes was a West Texan through and through. He led his hometown school to a then school-record 82 wins from 1986-99, cementing his legacy as one of the most adored figures in Texas Tech history.



Dykes passed away April 10 in his home at Horseshoe Bay near Austin. He was 79.

"Red Raider Nation mourns the loss of legendary head coach Spike Dykes," Tech Director of Athletics Kirby Hocutt said. "Anyone who met Spike quickly learned how much he loved

West Texas and most importantly, Texas Tech. The legacy he left at Texas Tech will be remembered forever."

The son of a cotton ginner, Dykes spent most of his youth in the small town of Oasis, near the New Mexico state line before eventually moving south to Ballinger where he was an all-state center and helped lead the Bearcats to the Class 2A state finals.

After graduating from Stephen F. Austin in 1959, Dykes embarked on a successful career as a high school coach with stops in small Texas towns like Eastland, San Angelo, Coahoma, Belton, Big Spring, Alice and of course, Ballinger.

"I think you coach because you love kids," Dykes, known for his wit and West Texas charm, said early in his Tech career. "And if you do that, every day is rewarding. That way you never get your priorities out of perspective. It all boils down to the chance to work with young people, hopefully be an influence on them for the better and help them make something of themselves that is positive."

Influence he did.

Dykes received his first collegiate position as an assistant coach under Darrell Royal at the University of Texas in 1972. He spent five seasons at Texas in various roles from coaching the freshmen team to special teams and eventually the offensive and defensive lines.

Dykes spent three more seasons at the collegiate level – two at New Mexico (1977-78) and one at Mississippi State – before West Texas called him home to be the head coach at Midland Lee High School in 1980. He led the Rebels past rival Odessa Permian twice during his final season in 1983 en route to an appearance in the Class 5A state title game.

The phone rang soon after from then Tech head coach Jerry Moore, who offered Dykes the defensive coordinator position at Texas Tech. Dykes built one of the na-

tion's stingiest defenses in his two seasons under Moore and then another under David McWilliams until T. Jones promoted him to head coach just two weeks prior to the 1986 Independence Bowl.

Dykes brought stability to a program in need of it after Tech went through five head coaches in the preceding 17 seasons. The Red Raiders had also suffered through seven losing seasons in the eight years before his promotion. Dykes remained on the job for 13 years, still the longest tenure for any head coach in Tech history.

After narrowly falling to Ole Miss in his debut, Dykes led the Red Raiders to six more bowl appearances during his tenure and had his teams qualified for bowl games in each of his last seven seasons. Tech endured just three losing seasons during Dykes' 13 years where he finished with an 82-67-1 career record, including a 57-40-1 mark in conference games.

Dykes regularly had the Red Raiders near the top of the conference standings as he was a three-time Southwest Conference Coach of the Year recipient and was also the inaugural Big 12 Coach of the Year honoree in 1996 after leading Tech to a 7-5 record and an appearance in the Alamo Bowl. His teams topped rivals Texas and Texas A&M a total of 12 times during his illustrious career.

In addition, Dykes boasted a pair of nine-win campaigns on his resume, the first of which came in 1989, just his third full season. The Red Raiders closed the 1989 season with a 9-3 record, marking the most wins for the program since 1976. Dykes would follow with another 9-3 campaign in 1995, the third of seven-consecutive seasons with at least six wins to close his career.

Before retiring in 1999, Dykes coached nine first team All-Americans, two Doak Walker Award winners in Byron Hanspard and Bam Morris and one Dick Butkus Award finalist in Zach Thomas. He was enshrined into the Texas Tech Hall of Fame in 2001 shortly after his retirement.

"Words cannot describe what Coach Dykes meant to West Texas, Texas Tech University, this program and me, personally," said Tech head coach Kliff Kingsbury, who was recruited by Dykes and was the starting quarterback in his final game as head coach. "He was a great coach and an even better person. He will forever be remembered as one of the all-time greatest Red Raiders."

In the years following his retirement, Dykes would always proclaim he was "the luckiest guy in the world" at many of Tech's recruiting reviews and banquets.

His belief in that statement was not due to his coaching career but instead by his family which consisted of his wife of over 50 years Sharon as well as their two sons, Rick and Sonny, and their daughter, Bebe Petree. Sharon preceded Spike in death in 2010.




TABLE OF CONTENTS



CONTENTS

RED RAIDERS

STAFF

'16 REVIEW

HISTORY

RECORDS

TEXAS TECH

INTRODUCTION

In Remembrance	2
Table of Contents	3
Quick Facts	4

THE RED RAIDERS

Numerical Roster	6-7
Alphabetical Roster	8-9
Post-Spring Depth Chart	10
Player Biographies	11-39
2017 Signing Class	40-44

COACHING STAFF

Head Coach Kliff Kingsbury	46-48
Assistant Coaches	49-58
Support Staff	58-61
Sports Medicine	62

2016 SEASON REVIEW

Notes and Standings	64-65
Season Results	66
Offensive/Special Teams Individual Statistics	66-67
Defensive Individual Statistics	68
Game-By-Game Comparisons	69
Game-By-Game Starters/Career Starts	70
Game-By-Game Individual Statistics	71-72
Scoring Drives	73-74
Miscellaneous Stats	74
Longest Plays	75
Superlatives	76
Game Recaps	77-88

HISTORY & TRADITION

Coaching Records	90-91
Assistant Coaches	92
Series Records	93
Year-by-Year Results	94-102
Texas Tech in the National Rankings	103-104
Bowl History/Records	105-106
All-Time Letterwinners	107-115
All-Americans	116-117
All-Big 12 Conference	118-120
All-Southwest Conference	121
All-Border Conference	122
Academic All-Conference	122-123
College Football Hall of Fame	124

National Awards	125
Team Awards	126-127
All-Star Games	128-129
Red Raiders In The NFL	130-133
Red Raiders In The NFL Draft	134-135
Texas Tech Hall of Fame	136-138
Texas Tech Hall of Honor	138
Texas Tech Ring of Honor	139

RECORD BOOK

Passing Records	142-143
Rushing Records	144-145
Receiving Records	146-147
Total Offense Records	148
All-Purpose Yards Records	149
Scoring Records	150-151
Defense Records	152
Kick Return Records	153
Punting Records	154
Punt Return Records	155
Team Records	156-157
Year-by-Year Leaders	158-160
Year-by-Year Stats	161-164
Jones AT&T Stadium Records	165-166

MEDIA INFORMATION

Texas Tech Athletics Communications/Media Information	168-169
Texas Tech Sports Network	170
Style Guide	171
Jones AT&T Stadium Map	172
University Administration	173-175
Texas Tech University	176-178

CREDITS

Editor: Matt Dowdy
Editorial Assistance: Blake Zimmerman, Malley Stoddard, Curry Wilson, Preston Jordan, Kristina Janet, Audra McMath and Amy Hughes
Cover Design: Wes Peters
Photography: Michael Strong, Norvelle Kennedy, Logan Hawk, USA Today Derrick Spencer, Tech Office of Communications and Marketing, NFL Teams.



TEXAS TECH ATHLETICS MISSION STATEMENT
To Educate, Serve and Grow Fearless Champions

QUICK FACTS

PHONE DIRECTORY

Athletics Department	(806) 742-3355
Athletics Ticket Office	(806) 742-8324
Football Training Facility	(806) 742-4260
Athletics Communications	(806) 742-2770
Jones AT&T Stadium Press Box	(806) 742-3688

SOCIAL MEDIA DIRECTORY

Twitter	@TechAthletics (covers all 17 sports) @TexasTechFB (news and in-game updates for football) @RedRaider_FB (football recruiting account) @KirbyHocutt (Athletics Director) @TTUKingsbury (Head Coach) @TTUCoachMorris (Offensive Coordinator/Inside Receivers) @CoachDavidGibbs (Defensive Coordinator/Safeties) @CoachJonesB (Offensive Line) @TTU_Jones (Outside Receivers) @CoachJamison (Defensive Line) @ZSpavital (Linebackers) @lamcoachscott (Corners) @CoachJoeRob (Special Teams) @CoachJuluke (Running Backs)
Facebook	facebook.com/techathletics
YouTube	youtube.com/techathletics
Instagram	texastechathletics TexasTech_FB
Pinterest	techathletics
TexasTechTV	TexasTech.tv

TEXAS TECH UNIVERSITY

Location	Lubbock, Texas
Founded	1923
Enrollment	35,893
Chancellor	Robert Duncan
President	Dr. Lawrence Schovanec
Faculty Athletics Representative	Brian Shannon
NCAA Affiliation	Division I
Athletics Conference	Big 12 (Charter Member)
Nickname	Red Raiders
Official Mascot	Masked Rider (horse and rider)
Unofficial Mascot	Raider Red (cartoon figure)
Colors	Scarlet (PMS 485C) & Black (Process Black)
Stadium (capacity)	Jones AT&T Stadium (60,454)
Stadium Luxury Suites	85
Stadium Club Seats	1,644
Stadium Surface	FieldTurf (installed 2017)
Band	Goin' Band From Raiderland (400 members)

TEAM INFORMATION

2016 Record/Big 12 Finish	5-7, 3-6 (Big12)/t-6th
Offensive Scheme	Spread
Defensive Scheme	Multiple
Lettermen Returning From 2016	48
Lettermen Lost From 2016	26
2017 Signees	19
Offensive Starters Returning	7 (Steele, Morales, Akammonu, D. Ward, Batson, Cantrell, Willies)
Offensive Starters Lost	4 (B. Brown, Mahomes II, J. Murphy, Giles)
Defensive Starters Returning	7 (Ko. Hill, Hinton, Brooks, Coleman, Johnson, K. Allen, Polite-Bray)
Defensive Starters Lost	4 (Pipkins, Fehoko, K. Williams, Nelson)
First Year of Football	1925
All-Time Record	556-436-32 (92 Seasons)
All-Time Conference Record	264-226-10
Conference Championships	11
Big 12 Division Championships (Last)	1 (South-2008)
Bowl Appearances (Record)	37 (14-22-1)

COACHING STAFF

Head Coach	Kliff Kingsbury (Fifth Season)
First Year At Tech	2013
Record At Tech	24-26 (Four Seasons)
Big 12 Record	13-23 (Four Seasons)
Career Record	24-26 (Four Seasons)
Offensive Coordinator: Inside Receivers	Eric Morris (Fifth Season)
Defensive Coordinator: Safeties	David Gibbs (Third Season)
Associate Head Coach: Running Backs	Jabbar Juluke (First Season)
Assistant Coach: Special Teams	Joe Robinson (Second Season)
Assistant Coach: Offensive Line	Brandon Jones (First Season)
Assistant Coach: Outside Receivers	Emmett Jones (Second Season)
Assistant Coach: Defensive Line	Terrance Jamison (First Season)
Assistant Coach: Linebackers	Zac Spavital (Third Season)
Assistant Coach: Defensive Backs	Karl Scott (Second Season)

ATHLETICS COMMUNICATIONS/FOOTBALL CONTACTS

Associate Director	Matt Dowdy (@Matt_Dowdy)
Office	(806) 834-4529
Cell	(806) 928-5190
Email	matthew.dowdy@ttu.edu
Associate Director	Blake Zimmerman (@BlakeZ1908)
Office	(806) 834-3835
Cell	(806) 685-8209
Email	blake.zimmerman@ttu.edu
Assistant Director	Malley Stoddard (@MalleyStoddard)
Office	(806) 834-5085
Cell	(241) 681-3920
Email	malley.stoddard@ttu.edu

LEARFIELD SPORTS (TEXAS TECH SPORTS NETWORK)

General Manager	Rick Leach
Office	(806) 744-6888
Email	rleach@redraidersportsproperties.com
Play-By-Play Announcer	Brian Jensen (@BroadcastBooth)
Cell	(972) 897-8388
Email	redraiderradioguy@aol.com
Color Analyst	John Harris
Cell	(806) 789-5176
Email	jjh5706@aol.com
Sidelines	Chris Level (@ChrisLevel)
Cell	(806) 789-9444
Email	level@redraidersports.com
Engineer	Steve Pitts
Cell	(806) 790-3800
Email	spittz@suddenlink.net

DIRECTIONS

Location:

Jones AT&T Stadium is located on the Texas Tech campus near the intersection of Marsha Sharp Freeway and University Avenue.

GPS Address

2526 6th Street, Lubbock, TX 79409

From Lubbock International Airport:

Take I-27 south to downtown, take Marsha Sharp Freeway exit and head west (right turn). The stadium will be on the left.

From US Highway 84: Follow US 84 to I-27 and head north (right turn). Take Marsha Sharp Freeway exit and head West (left turn) The stadium will be on the left.

From US Highway 82: US Highway 82 turns into the Marsha Sharp Freeway at I-27. Continue heading west until you reach the stadium.



**2017
RED RAIDERS**

NUMERICAL ROSTER

NO	PLAYER	POS	HT	WT	YR-EX	HOMETOWN/HIGH SCHOOL/LAST SCHOOL
1	Jordyn Brooks	LB	6-1	240	So-1L	Houston, Texas/Stratford High School
1	Quan Shorts	WR	6-2	195	So-1L	Humble, Texas/Atascocita
2	Keke Coutee	WR	5-11	180	Jr-2L	Lufkin, Texas/Lufkin
3	D.J. Polite-Bray	DB	6-0	190	Sr-3L	Lithonia, Ga./Martin Luther King
3	Xavier Martin	WR	6-0	185	Fr-HS	Cibolo, Texas/Steele
4	Desmon Smith	DB	6-2	190	So-1L	Odessa, Texas/Permian
4	Justin Stockton	RB	5-10	195	Sr-3L	Cibolo, Texas/Steele
5	Octavious Morgan	DB	6-0	205	Jr-TR	Greenwood, S.C./Greenwood/Butler C.C.
6	D'Vonta Hinton	LB	5-9	230	Jr-2L	Texas City, Texas/Texas City
6	McLane Carter	QB	6-3	215	So-TR	Gilmer, Texas/Gilmer/Tyler J.C.
7	Jett Duffey	QB	6-1	200	Fr-RS	Mansfield, Texas/Lake Ridge
7	Jah'Shawn Johnson	DB	5-10	185	Jr-2L	Ennis, Texas/Ennis
8	De'Quan Bowman	WR	5-11	190	Jr-RS	Millville, N.J./Atlanta Sports Academy/Hutchinson C.C.
8	Jamile Johnson	LB	6-1	230	So-SQ	Dallas, Texas/South Oak Cliff
9	Tony Jones	LB	6-2	220	Jr-TR	Casselberry, Fla./Lyman/Butler C.C.
9	T.J. Vasher	WR	6-6	190	Fr-RS	Wichita Falls, Texas/Rider
10	Johnathan Picone	LB	6-1	225	So-1L	Covington, La./Mandeville
10	Payne Sullins	QB	6-2	190	Jr-SQ	Gatesville, Texas/Reicher
11	Derrick Willies	WR	6-4	210	Sr-1L	San Bernardino, Calif./Rock Island/Trinity Valley C.C.
11	Riko Jeffers	LB	6-2	235	Fr-HS	Garland, Texas/Sachse
12	Colt Garrett	QB	6-1	195	Fr-RS	Lubbock, Texas/Roosevelt
12	Quincy Addison	DB	6-1	175	Fr-HS	Angleton, Texas/Angleton
13	Cameron Batson	WR	5-9	170	Sr-3L	Oklahoma City, Okla./Millwood
13	Kolin Hill	DL	6-2	245	Jr-1L	Schertz, Texas/Samuel Clemens/Notre Dame
14	Dylan Cantrell	WR	6-3	220	Sr-3L	Whitehouse, Texas/Whitehouse
14	Kaleb Hill	DL	6-1	230	Jr-SQ	Schertz, Texas/Samuel Clemens/Boise State
15	Vaughnte Dorsey	DB	5-11	200	Jr-TR	Cleveland, Miss./Cleveland/Mississippi Gulf Coast C.C.
15	Donta Thompson	WR/TE	6-5	220	So-1L	Ennis, Texas/Ennis
16	Nic Shimonek	QB	6-3	225	Sr-2L	Mildred, Texas/Mildred/Iowa
16	Thomas Leggett	DB	6-0	185	So-TR	Navarre, Fla./Allan Hancock College
17	John Davis, Jr.	DB	6-1	175	Fr-HS	Eules, Texas/Trinity
18	Christian Taylor	LB	6-1	220	So-1L	Houston, Texas/Jersey Village
19	Zach Austin	WR	5-11	195	Sr-1L	Austin, Texas/Lake Travis
19	Willie Sykes	DB	6-0	180	So-RS	Houston, Texas/Spring/Arkansas
20	Adrian Frye	DB	6-0	175	Fr-HS	Houston, Texas/Eisenhower
21	Da'Leon Ward	RB	5-10	180	So-1L	Dallas, Texas/Skyline
22	Antoine Wesley	WR	6-5	185	So-1L	Cibolo, Texas/Steele
23	DaMarcus Fields	DB	6-0	200	Fr-RS	Taylor, Texas/Taylor
24	Payton Hendrix	DB	6-2	210	Jr-2L	Dallas, Texas/Bishop Dunne
25	Douglas Coleman III	DB	6-1	185	So-1L	Zachary, La./Zachary
26	Kevin Moore	DB	6-1	195	So-1L	Lafayette, La./Acadiana
27	Demarcus Felton	RB	5-7	195	Jr-2L	Houston, Texas/Dekaney
27	Kisean Allen	DB	5-11	180	Jr-2L	Mesquite, Texas/Poteet
28	Jaylon Lane	DB	6-2	190	Jr-TR	Nacogdoches, Texas/Nacogdoches/Independence C.C.
29	Mason Reed	FB	6-2	220	Jr-1L	Cisco, Texas/Cisco
30	Caleb Woodward	RB	6-0	200	Sr-2L	Leander, Texas/Leander
30	Jax Welsh	DB	5-9	180	Fr-RS	Odessa, Texas/Permian
31	Jake Levrier	WR	5-8	185	Fr-HS	Houston, Texas/Bellaire Episcopal
32	Justus Parker	DB	6-0	210	So-RS	La Vernia, Texas/La Vernia/Texas Lutheran
33	Brayden Stringer	LB	6-2	220	So-1L	Cypress, Texas/Cypress Ranch
35	Jamarcus Washington	LB	6-2	215	Fr-HS	Houston, Texas/Bellaire
36	Trey Gentry	DB	5-11	175	Fr-RS	San Antonio, Texas/Warren
37	John DeLaGarza	PK	6-2	200	Fr-RS	Allen, Texas/Allen
40	Dakota Allen	LB	6-1	235	Jr-TR	Humble, Texas/Summer Creek/East Mississippi C.C.
40	Connor Killian	DS	6-2	235	Fr-RS	Keller, Texas/Keller
42	Matthew Anunda	LB	5-9	205	Fr-RS	Arlington, Texas/Arlington
43	Noah Hess	DS	6-2	195	So-SQ	Houston, Texas/Cypress Fair
45	Trai Armstrong	FB	5-10	235	Fr-HS	Cibolo, Texas/Steele
46	Henry Howard	FB	6-0	210	Fr-HS	San Angelo, Texas/Central
47	Cade Erwin	DB	5-11	185	So-SQ	Flower Mound, Texas/Marcus/Air Force
49	Michael Barden	PK	5-11	180	Jr-2L	Austin, Texas/Westlake
50	Landon O'Connor	LS	6-2	185	Fr-HS	Edna, Texas/Edna
51	Tony Morales	OL	6-3	290	Sr-2L	Arlington, Texas/Sam Houston
52	Zach Barnes	DL	6-3	250	Sr-3L	Loganville, Ga./Grayson
53	Kyle Heffron	DS	6-0	215	Sr-1L	San Antonio, Texas/Ronald Reagan
53	Eli Howard	DL	6-4	260	So-SQ	San Angelo, Texas/Central/North Texas
56	Jack Anderson	OL	6-5	315	Fr-HS	Frisco, Texas/Frisco
57	Michael Mays	DL	6-1	230	Jr-SQ	Houston, Texas/Cypress Ridge
58	Madison Akamnonu	OL	6-5	320	So-1L	Arlington, Texas/Bowie

NUMERICAL ROSTER

59	Zackery Semrak	DL	6-2	270	Fr-HS	Southlake, Texas/Carroll
61	Colin Yang	OL	6-3	280	Fr-RS	Frisco, Texas/Heritage
64	Peyton Steele	OL	6-2	290	Fr-HS	Buda, Texas/Hays
65	Zach Adams	OL	6-6	320	Fr-RS	Fredericksburg, Va./Riverbend
66	John Gerold	OL	6-4	285	So-SQ	Houston, Texas/Cy-Fair/Colorado School of the Mines
68	Casey Verhulst	OL	6-6	315	Fr-HS	Plano, Texas/Plano East
70	Dwayne Johnson, Jr.	OL	6-4	310	Sr-TR	Houston, Texas/Bellaire/Nebraska
71	Bailey Smith	OL	6-5	300	So-1L	Wylie, Texas/Lovejoy
72	Jack Reichel	OL	6-5	285	Jr-1L	Sacramento, Calif./West Campus/American River College
73	Dawson Deaton	OL	6-6	295	Fr-HS	Frisco, Texas/Frisco
74	Will Farrar	OL	6-5	320	Fr-HS	Richmond, Texas/Travis
75	Giovanni Pancotti	OL	6-6	310	Fr-RS	Houston, Texas/Bellaire/Episcopal
76	Paul Stawarz	OL	6-6	295	Jr-1L	Channahon, Ill./Minooka/College of DuPage
77	Jacob Hines	OL	6-5	320	Jr-TR	Long Beach, Calif./Cabrillo/Long Beach C.C.
78	Terence Steele	OL	6-6	320	So-1L	Cibolo, Texas/Steele
79	Travis Bruffy	OL	6-6	305	So-1L	Missouri City, Texas/Ridge Point
80	Brandt Schilling	WR	5-9	175	Fr-RS	Idalou, Texas/Idalou
82	Hunter Isom	WR	5-11	180	Jr-SQ	Ennis, Texas/Ennis
85	Dominic Panazzolo	P	6-5	205	Jr-TR	Adelaide, Australia/Aberfoyle Park/Snow College
88	Ja'Deion High	WR	5-11	175	Sr-2L	Hereford, Texas/Hereford
88	Houston Miller	DL	6-4	260	Fr-RS	Keller, Texas/Keller
90	Quentin Yontz	DL	6-2	255	Jr-TR	Corona, Calif./Fullerton College
91	Nelson Mbanasor	DL	6-3	270	Fr-HS	Pflugerville, Texas/Hendrickson
92	Noah Jones	DL	6-3	255	Fr-RS	Moore, Okla./Southmoore
93	Tyler Carr	DL	6-4	240	Fr-HS	Amarillo, Texas/Canadian
94	Lonzell Gilmore	DL	6-3	250	So-1L	Spring, Texas/Spring
95	Talor Nunez	DL	6-4	265	Sr-3L	Midland, Texas/Lee
96	Clayton Hatfield	PK	5-10	185	Jr-2L	Boerne, Texas/Champion
96	Broderick Washington, Jr.	DL	6-3	295	So-1L	Longview, Texas/Longview
97	Joseph Wallace	DL	6-1	315	So-1L	Dallas, Texas/Skyline
98	Nick McCann	DL	6-2	310	Fr-RS	Texarkana, Ark./Arkansas
99	Mychealon Thomas	DL	6-2	325	Sr-1L	Dallas, Texas/Skyline/Butler C.C.

COACHING STAFF

Head Coach/Quarterbacks	Kliff Kingsbury (Fifth Season)
Defensive Coordinator/Defensive Backs	David Gibbs (Third Season)
Offensive Coordinator/Inside Receivers	Eric Morris (Fifth Season)
Special Teams Coordinator	Joe Robinson (Second Season)
Associate Head Coach/Running Backs	Jabbar Juluke (First Season)
Defensive Line	Terrance Jamison (First Season)
Offensive Line	Brandon Jones (First Season)
Outside Receivers	Emmett Jones (Second Season)
Defensive Backs	Karl Scott (Second Season)
Linebackers/Recruiting Coordinator	Zac Spavital (Third Season)
Head Strength and Conditioning	Rusty Whitt (Second Season)

Editor's Note: Rosters and player bios listed in this media guide are reflective of July 1. Additional bios and rosters for student-athletes arriving to campus for the Summer II session will be updated for the online version of the guide found at TexasTech.com.

CONTENTS

RED RAIDERS

STAFF

'16 REVIEW

HISTORY

RECORDS

TEXAS TECH

ALPHABETICAL ROSTER

NO	PLAYER	POS	HT	WT	YR-EX	HOMETOWN/HIGH SCHOOL/LAST SCHOOL
65	Zach Adams	OL	6-6	320	Fr-RS	Fredericksburg, Va./Riverbend
12	Quincy Addison	DB	6-1	175	Fr-HS	Angleton, Texas/Angleton
58	Madison Akamnonu	OL	6-5	320	So-1L	Arlington, Texas/Bowie
40	Dakota Allen	LB	6-1	235	Jr-TR	Humble, Texas/Summer Creek/East Mississippi C.C.
27	Kisean Allen	DB	5-11	180	Jr-2L	Mesquite, Texas/Poteet
56	Jack Anderson	OL	6-5	315	Fr-HS	Frisco, Texas/Frisco
42	Matthew Anunda	LB	5-9	205	Fr-RS	Arlington, Texas/Arlington
45	Trai Armstrong	FB	5-10	235	Fr-HS	Cibolo, Texas/Steele
19	Zach Austin	WR	5-11	195	Sr-1L	Austin, Texas/Lake Travis
49	Michael Barden	PK	5-11	180	Jr-2L	Austin, Texas/Westlake
52	Zach Barnes	DL	6-3	250	Sr-3L	Loganville, Ga./Grayson
13	Cameron Batson	WR	5-9	170	Sr-3L	Oklahoma City, Okla./Millwood
8	De'Quan Bowman	WR	5-11	190	Jr-RS	Millville, N.J./Atlanta Sports Academy/Hutchinson C.C.
1	Jordyn Brooks	LB	6-1	240	So-1L	Houston, Texas/Stratford High School
79	Travis Bruffy	OL	6-6	305	So-1L	Missouri City, Texas/Ridge Point
14	Dylan Cantrell	WR	6-3	220	Sr-3L	Whitehouse, Texas/Whitehouse
93	Tyler Carr	DL	6-4	240	Fr-HS	Amarillo, Texas/Canadian
6	McLane Carter	QB	6-3	215	So-TR	Gilmer, Texas/Gilmer/Tyler J.C.
25	Douglas Coleman III	DB	6-1	185	So-1L	Zachary, La./Zachary
2	Keke Coutee	WR	5-11	180	Jr-2L	Lufkin, Texas/Lufkin
17	John Davis, Jr.	DB	6-1	175	Fr-HS	Eules, Texas/Trinity
73	Dawson Deaton	OL	6-6	295	Fr-HS	Frisco, Texas/Frisco
37	John DeLaGarza	PK	6-2	200	Fr-RS	Allen, Texas/Allen
15	Vaughnte Dorsey	DB	5-11	200	Jr-TR	Cleveland, Miss./Cleveland/Mississippi Gulf Coast C.C.
7	Jett Duffey	QB	6-1	200	Fr-RS	Mansfield, Texas/Lake Ridge
47	Cade Erwin	DB	5-11	185	So-SQ	Flower Mound, Texas/Marcus/Air Force
74	Will Farrar	OL	6-5	320	Fr-HS	Richmond, Texas/Travis
27	Demarcus Felton	RB	5-7	195	Jr-2L	Houston, Texas/Dekaney
23	DaMarcus Fields	DB	6-0	200	Fr-RS	Taylor, Texas/Taylor
20	Adrian Frye	DB	6-0	175	Fr-HS	Houston, Texas/Eisenhower
12	Colt Garrett	QB	6-1	195	Fr-RS	Lubbock, Texas/Roosevelt
36	Trey Gentry	DB	5-11	175	Fr-RS	San Antonio, Texas/Warren
66	John Gerold	OL	6-4	285	So-SQ	Houston, Texas/Cy-Fair/Colorado School of the Mines
94	Lonzell Gilmore	DL	6-3	250	So-1L	Spring, Texas/Spring
96	Clayton Hatfield	PK	5-10	185	Jr-2L	Boerne, Texas/Champion
53	Kyle Heffron	DS	6-0	215	Sr-1L	San Antonio, Texas/Ronald Reagan
24	Payton Hendrix	DB	6-2	210	Jr-2L	Dallas, Texas/Bishop Dunne
43	Noah Hess	DS	6-2	195	So-SQ	Houston, Texas/Cypress Fair
88	Ja'Deion High	WR	5-11	175	Sr-2L	Hereford, Texas/Hereford
77	Jacob Hines	OL	6-5	320	Jr-TR	Long Beach, Calif./Cabrillo/Long Beach C.C.
6	D'Vonta Hinton	LB	5-9	230	Jr-2L	Texas City, Texas/Texas City
14	Kaleb Hill	DL	6-1	230	Jr-SQ	Schertz, Texas/Samuel Clemens/Boise State
13	Kolin Hill	DL	6-2	245	Jr-1L	Schertz, Texas/Samuel Clemens/Notre Dame
53	Eli Howard	DL	6-4	260	So-SQ	San Angelo, Texas/Central/North Texas
46	Henry Howard	FB	6-0	210	Fr-HS	San Angelo, Texas/Central
82	Hunter Isom	WR	5-11	180	Jr-SQ	Ennis, Texas/Ennis
11	Riko Jeffers	LB	6-2	235	Fr-HS	Garland, Texas/Sachse
70	Dwayne Johnson, Jr.	OL	6-4	310	Sr-TR	Houston, Texas/Bellaire/Nebraska
7	Jah'Shawn Johnson	DB	5-10	185	Jr-2L	Ennis, Texas/Ennis
8	Jamile Johnson	LB	6-1	230	So-SQ	Dallas, Texas/South Oak Cliff
92	Noah Jones	DL	6-3	255	Fr-RS	Moore, Okla./Southmoore
9	Tony Jones	LB	6-2	220	Jr-TR	Casselberry, Fla./Lyman/Butler C.C.
40	Connor Killian	DS	6-2	235	Fr-RS	Keller, Texas/Keller
28	Jaylon Lane	DB	6-2	190	Jr-TR	Nacogdoches, Texas/Nacogdoches/Independence C.C.
16	Thomas Leggett	DB	6-0	185	So-TR	Navarre, Fla./Allan Hancock College
31	Jake Levrier	WR	5-8	185	Fr-HS	Houston, Texas/Bellaire Episcopal
3	Xavier Martin	WR	6-0	185	Fr-HS	Cibolo, Texas/Steele
57	Michael Mays	DL	6-1	230	Jr-SQ	Houston, Texas/Cypress Ridge
91	Nelson Mbanasor	DL	6-3	270	Fr-HS	Pflugerville, Texas/Hendrickson
98	Nick McCann	DL	6-2	310	Fr-RS	Texarkana, Ark./Arkansas
88	Houston Miller	DL	6-4	260	Fr-RS	Keller, Texas/Keller
26	Kevin Moore	DB	6-1	195	So-1L	Lafayette, La./Acadiana
51	Tony Morales	OL	6-3	290	Sr-2L	Arlington, Texas/Sam Houston
5	Octavious Morgan	DB	6-0	205	Jr-TR	Greenwood, S.C./Greenwood/Butler C.C.
95	Talor Nunez	DL	6-4	265	Sr-3L	Midland, Texas/Lee
50	Landon O'Connor	LS	6-2	185	Fr-HS	Edna, Texas/Edna
85	Dominic Panazolo	P	6-5	205	Jr-TR	Adelaide, Australia/Aberfoyle Park/Snow College
75	Giovanni Pancotti	OL	6-6	310	Fr-RS	Houston, Texas/Bellaire Episcopal
32	Justus Parker	DB	6-0	210	So-RS	La Vernia, Texas/La Vernia/Texas Lutheran

ALPHABETICAL ROSTER

10	Johnathan Picone	LB	6-1	225	So-1L	Covington, La./Mandeville
3	D.J. Polite-Bray	DB	6-0	190	Sr-3L	Lithonia, Ga./Martin Luther King
29	Mason Reed	FB	6-2	220	Jr-1L	Cisco, Texas/Cisco
72	Jack Reichel	OL	6-5	285	Jr-1L	Sacramento, Calif./West Campus/American River College
80	Brandt Schilling	WR	5-9	175	Fr-RS	Idalou, Texas/Idalou
59	Zackery Semrak	DL	6-2	270	Fr-HS	Southlake, Texas/Carroll
16	Nic Shimonek	QB	6-3	225	Sr-2L	Mildred, Texas/Mildred/Iowa
1	Quan Shorts	WR	6-2	195	So-1L	Humble, Texas/Atascocita
71	Bailey Smith	OL	6-5	300	So-1L	Wylie, Texas/Lovejoy
4	Desmon Smith	DB	6-2	190	So-1L	Odessa, Texas/Permian
76	Paul Stawarz	OL	6-6	295	Jr-1L	Channahon, Ill./Minooka/College of DuPage
64	Peyton Steele	OL	6-2	290	Fr-HS	Buda, Texas/Hays
78	Terence Steele	OL	6-6	320	So-1L	Cibolo, Texas/Steele
4	Justin Stockton	RB	5-10	195	Sr-3L	Cibolo, Texas/Steele
33	Brayden Stringer	LB	6-2	220	So-1L	Cypress, Texas/Cypress Ranch
10	Payne Sullins	QB	6-2	190	Jr-5Q	Gatesville, Texas/Reicher
19	Willie Sykes	DB	6-0	180	So-RS	Houston, Texas/Spring/Arkansas
18	Christian Taylor	LB	6-1	220	So-1L	Houston, Texas/Jersey Village
99	Mychealon Thomas	DL	6-2	325	Sr-1L	Dallas, Texas/Skyline/Butler C.C.
15	Donta Thompson	WR/TE	6-5	220	So-1L	Ennis, Texas/Ennis
9	T.J. Vasher	WR	6-6	190	Fr-RS	Wichita Falls, Texas/Rider
68	Casey Verhulst	OL	6-6	315	Fr-HS	Plano, Texas/Plano East
97	Joseph Wallace	DL	6-1	315	So-1L	Dallas, Texas/Skyline
21	Da'Leon Ward	RB	5-10	180	So-1L	Dallas, Texas/Skyline
96	Broderick Washington, Jr.	DL	6-3	295	So-1L	Longview, Texas/Longview
35	Jamarcus Washington	LB	6-2	215	Fr-HS	Houston, Texas/Bellaire
30	Jax Welsh	DB	5-9	180	Fr-RS	Odessa, Texas/Permian
22	Antoine Wesley	WR	6-5	185	So-1L	Cibolo, Texas/Steele
11	Derrick Willies	WR	6-4	210	Sr-1L	San Bernardino, Calif./Rock Island/Trinity Valley C.C.
30	Caleb Woodward	RB	6-0	200	Sr-2L	Leander, Texas/Leander
61	Colin Yang	OL	6-3	280	Fr-RS	Frisco, Texas/Heritage
90	Quentin Yontz	DL	6-2	255	Jr-TR	Corona, Calif./Fullerton College

COACHING STAFF

Head Coach/Quarterbacks	Kliff Kingsbury (Fifth Season)
Defensive Coordinator/Defensive Backs	David Gibbs (Third Season)
Offensive Coordinator/Inside Receivers	Eric Morris (Fifth Season)
Special Teams Coordinator	Joe Robinson (Second Season)
Associate Head Coach/Running Backs	Jabbar Juluke (First Season)
Defensive Line	Terrance Jamison (First Season)
Offensive Line	Brandon Jones (First Season)
Outside Receivers	Emmett Jones (Second Season)
Defensive Backs	Karl Scott (Second Season)
Linebackers/Recruiting Coordinator	Zac Spavital (Third Season)
Head Strength and Conditioning	Rusty Whitt (Second Season)

PRONUNCIATION GUIDE

Quincy Addison	QUEN-see	Jack Reichel	Rike-ul
Madison Akamnonu	AH-kuh-MAH-no	Nic Shimonek	Shim-AH-neck
Kisean Allen	kee-SHAWN	Quan Shorts	Kwan
Matthew Anunda	Ah-nun-da	Paul Stawarz	STAY-wars
De'Quan Bowman	Day-Quan	Mychealon Thomas	MIKE-lynn
Keke Coutee	Kee-kee Q-tee	Donta Thompson	DON-tay
Vaughtne Dorsey	Vahn-tay	Da'Leon Ward	DAY-leon
Will Farrar	Fair-ah		
Ja'Deion High	JAY-dee-un	COACHES	
D'Vonta Hinton	DAH-von-tay	Jabbar Juluke	Jah-bar Juh-luke
Jonathan Giles	JY-ulls	Zac Spavital	Spav-a-tal
Lonzell Gilmore	lon-ZELL		
Riko Jeffers	Ree-ko		
Jah'Shawn Johnson	juh-SHAWN		
Jamile Johnson	juh-MILL		
Adaryan Jones	A-DARE-ee-un		
Nelson Mbanasor	M-ban-ah-sor		
Octavious Morgan	Oct-tay-vi-ous		
Dominic Panazzolo	PAN-ah-zoo-lu		
Giovanni Pancotti	Gio-vanne Pan-cah-tee		
Johnathan Picone	Pah-cone-EE		

CONTENTS

RED RAIDERS

STAFF

'16 REVIEW

HISTORY

RECORDS

TEXAS TECH

POST-SPRING DEPTH CHART



OFFENSE

LT	79	Travis Bruffy	6-6	305	So-1L	Missouri City, Texas
	70	Zach Adams	6-6	320	Fr-RS	Fredricksburg, Va.

LG	58	Madison Akamnonu	6-5	320	So-1L	Arlington, Texas
	-or- 77	Jacob Hines	6-5	320	Jr-TR	Long Beach, Calif.

C	76	Paul Stawarz	6-6	295	Jr-1L	Channahon, Ill.
	-or- 51	Tony Morales	6-3	290	Sr-2L	Arlington, Texas

RG	56	Jack Anderson	6-5	315	Fr-HS	Frisco, Texas
	71	Bailey Smith	6-5	300	So-1L	Wylie, Texas

RT	78	Terence Steele	6-6	320	So-1L	Cibolo, Texas
	74	Will Farrar	6-5	320	Fr-HS	Richmond, Texas

QB	16	Nic Shimonek	6-3	225	Sr-2L	Mildred, Texas
		TBD				

RB	27	Demarcus Felton	5-7	195	Jr-2L	Houston, Texas
	4	Justin Stockton	5-10	195	Sr-3L	Cibolo, Texas

X	11	Derrick Willies	6-4	210	Sr-1L	San Bernardino, Calif.
	1	Quan Shorts	6-2	195	So-1L	Humble, Texas

H	13	Cameron Batson	5-9	170	Sr-3L	Oklahoma City, Okla.
	19	Zach Austin	5-11	195	Sr-1L	Austin, Texas

Y	2	Keke Coutee	5-11	180	Jr-2L	Lufkin, Texas
	88	Ja'Deion High	5-11	175	Sr-2L	Hereford, Texas

Z	14	Dylan Cantrell	6-3	220	Sr-3L	Whitehouse, Texas
	86	T.J. Vasher	6-6	190	Fr-RS	Wichita Falls, Texas

SPECIAL TEAMS

LS	53	Kyle Heffron	6-0	215	Sr-1L	San Antonio, Texas
	43	Noah Hess	6-2	195	So-SQ	Houston, Texas

PK	96	Clayton Hatfield	5-10	185	Jr-2L	Boerne, Texas
	49	Michael Barden	5-11	180	Jr-2L	Austin, Texas

P		TBD				
---	--	-----	--	--	--	--

DEFENSE

END	53	Eli Howard	6-4	260	So-SQ	San Angelo, Texas
	95	Talor Nunez	6-2	265	Sr-3L	Midland, Texas

N	99	Mychealon Thomas	6-2	325	Sr-1L	Dallas, Texas
	98	Nick McCann	6-2	310	Fr-RS	Texarkana, Ark.

T	96	Broderick Washington	6-3	295	So-1L	Longview, Texas
	52	Zach Barnes	6-3	250	Sr-3L	Loganville, Ga.

RUSH	94	Lonzell Gilmore	6-3	250	So-1L	Spring, Texas
	13	Kolin Hill	6-2	245	Jr-1L	Schertz, Texas

WILL	33	Brayden Stringer	6-2	220	So-1L	Cypress, Texas
	9	Tony Jones	6-2	220	Jr-TR	Casselberry, Fla.

MIKE	1	Jordyn Brooks	6-1	240	So-1L	Houston, Texas
	34	D'Vonta Hinton	5-9	230	Jr-2L	Texas City, Texas

NB	25	Douglas Coleman III	6-1	185	So-1L	Zachary, La.
	32	Justus Parker	6-0	210	So-RS	La Vernia, Texas

LC	5	Octavious Morgan	6-0	205	Jr-TR	Greenwood, S.C.
	28	Jaylon Lane	6-2	190	Jr-TR	Nacogdoches, Texas

LS	15	Vaughte Dorsey	5-11	200	Jr-TR	Cleveland, Miss.
	38	Kisean Allen	5-11	180	Jr-2L	Mesquite, Texas

RS	7	Jah'Shawn Johnson	5-10	185	Jr-2L	Ennis, Texas
	24	Payton Hendrix	6-2	210	Jr-2L	Dallas, Texas

RC	3	D.J. Polite-Bray	6-0	190	Sr-3L	Lithonia, Ga.
	22	Desmon Smith	6-2	190	So-1L	Odessa, Texas

KO	96	Clayton Hatfield	5-10	185	Jr-2L	Boerne, Texas
	49	Michael Barden	5-11	180	Jr-2L	Austin, Texas

KR	2	Keke Coutee	5-11	180	Jr-2L	Lufkin, Texas
	13	Cameron Batson	5-9	170	Sr-3L	Oklahoma City, Okla.

PR	13	Cameron Batson	5-9	170	Sr-3L	Oklahoma City, Okla.
	2	Keke Coutee	5-11	180	Jr-2L	Lufkin, Texas

PLAYER BIOS



65 ZACH ADAMS

OL | 6-6 | 320 | Fr.-RS
Fredricksburg, Va. / Riverbend H.S.



2016 SEASON (FRESHMAN)
Redshirt season ... did not play.

HIGH SCHOOL

Attended Riverbend High School in Fredricksburg, Va. ... was a four-year varsity football player ... named to the USA Today Virginia All-State second team and VirginiaPreps.com Class 6A first team All-State as a senior ... first Team All-Area selection ... named to the Class 6A All-Region first team ... two-time Class 6A South All-Conference selection ... named to the CBS Sports All-DMV Team ... totaled 42 pancakes, 56 knockdowns and graded out at 94 percent as a senior ... started 33-consecutive games to conclude his varsity career for the Bears ... named Class 6A South All-Conference second team as a junior ... selected to the Watch List for the Blue-Grey All-American Bowl ... consensus three-star recruit ... three-star recruit, No. 43 ranked offensive tackle and the East Coast's No. 8 rated offensive tackle by Scout ... ranked as the nation's No. 77 offensive tackle and state of Virginia's No. 25 player by 247Sports ... rated as the nation's No. 63 offensive tackle and state's No. 16 recruit by Rivals ... listed as the nation's No. 93 offensive lineman and state's No. 41 recruit by ESPN ... **CHOOSE TEXAS TECH OVER:** West Virginia, Virginia, Vanderbilt, North Carolina, Duke, North Carolina State, Pittsburgh, Maryland, Miami, Fla., Kansas, Kentucky, Illinois, Penn State, Oklahoma and TCU.

PERSONAL

Zachary W. Adams ... born in Fredricksburg, Va. ... an accounting major at Texas Tech's Rawls College of Business.



58 MADISON AKAMNONU

OL | 6-5 | 320 | So.-1L
Arlington, Texas / Bowie H.S.



2016 SEASON (REDSHIRT FRESHMAN)

Saw action in all 12 games while making seven starts along the offensive line ... started each of the first four games of the season at right tackle before moving to the interior line midway through the year ... his other starts came at right guard against both Oklahoma and Oklahoma State and then left guard against Baylor ... helped pave the way for a Red Raider offense that ended the year as the nation's leader in passing offense and total offense ... the Tech offense also ranked among the nation's leaders in third-down conversion percentage (third), first downs offense (third) and scoring offense (fifth).

2015 SEASON (FRESHMAN)

Redshirt season ... did not play.

HIGH SCHOOL

Attended Bowie High School in Arlington, Texas ... listed as a four-star prospect by Scout, ESPN and 247Sports ... three-star prospect by Rivals ... member of the ESPN 300 (No. 258) ... graded out at 95 percent as a senior in 2014 with 49 pancakes and 68 knockdowns ... led an offense that averaged over 500 yards-per-game, including 325 rushing yards-per-game ... three-year starter and team captain ... **CHOOSE TEXAS TECH OVER:** Texas, Oklahoma, TCU, Baylor, Missouri and Mississippi State.

PERSONAL

Madison Akamnonu ... a sports management major at Texas Tech.



40 DAKOTA ALLEN

LB | 6-1 | 235 | Jr.-TR
Humble, Texas / Summer Creek H.S.
East Mississippi C.C.



2016 SEASON (SOPHOMORE AT EAST MISSISSIPPI COMMUNITY COLLEGE)

Spent his 2016 sophomore season as a standout linebacker for East Mississippi Community College ... helped lead the Lions to an 11-1 record, including a perfect 6-0 mark in MACJC play ... Lions ended the season ranked second in the NCAA after winning the MACJC title ... East Mississippi C.C. is the feature school on the Netflix documentary series "Last Chance U" ... earned All-Region 23 and MACJC All-State/North first team honors ... ranked eighth in the NCAA with a team-leading 117 tackles on the season (64 solo) ... ended the year tied for 21st nationally with 9.8 tackles per game ... registered two sacks and three tackles for a loss on the year ... also recorded an interception, a forced fumble, a fumble recovery and five pass breakups ... was a two-time MACJC Defensive Player of the Week honoree ... three-star prospect according to Rivals, Scout and 247Sports ... listed as the No. 33 junior college recruit in the country according to Scout ... ranked 45th by 247Sports and 50th by Rivals on each of their respective listings of the top 100 junior college prospects ... returned to Texas Tech over offers from the likes of Ole Miss, Mississippi State, Marshall, Bowling Green and Troy.

2015 SEASON (REDSHIRT FRESHMAN)

Became a regular for the Red Raiders at linebacker and on special teams ... ranked second on the team with 87 tackles on season, 45 of which were solo takedowns ... ranked ninth in the Big 12 in tackles per game (7.2) ... totaled at least 10 tackles in five games on season ... **SEASON HIGHLIGHTS** ... recorded three tackles in first collegiate action against Sam Houston State ... followed performance with a team-high 10 tackles against UTEP ... was one of three Red Raiders with more than 10 tackles against Arkansas ... finished with a career-high 12 tackles, three of which were solo ... posted nine tackles against TCU, the second-most on the team ... snapped career high with 13 tackles against Baylor ... made second career start against the Bears ... led the team with 11 tackles in victory over Iowa State ... had four tackles, all solo takedowns, against Kansas ... broke career high again with 15 tackles at Oklahoma ... had five tackles against Oklahoma State and snagged his first career interception, picking off Mason Rudolph in the first quarter with Tech already leading 14-0 ... had two tackles and 0.5 tackles for loss against West Virginia ... missed the Kansas State game ... intercepted pass, made three tackles vs. LSU in the AdvoCare V100 Texas Bowl ... **AWARDS AND HONORS** ... Academic All-Big 12 first team selection.

2014 SEASON (FRESHMAN)

Redshirt season ... scout team member ... did not play.

HIGH SCHOOL

Attended Summer Creek High School in Humble, Texas ... three-star prospect by Rivals, Scout, 247Sports and ESPN ... logged 112 tackles and three interceptions as a senior ... ranked as the nation's No. 23 inside linebacker according to ESPN ... District 19-4A Defensive MVP... **CHOOSE TEXAS TECH OVER:** Oklahoma, TCU, Kansas State and Iowa State ... High School Coach: Brian Ford.

PERSONAL

Dakota Devon Allen ... born in Dallas, Texas ... son of Stacey Hawkins and Keith Allen ... has an older brother, Anthony ... a management major at Texas Tech.

CAREER HIGHS (TEXAS TECH ONLY)

Tackles	15, at Oklahoma (2015)
Tackles For Loss	1.0, 5x, at Oklahoma (2015)*
Sacks	None
Interceptions	1, twice vs. LSU (2015)*
Fumbles Recovered	None
Quarterback Hurries	1, vs. TCU (2015)
Pass Breakups	1, vs. Sam Houston State (2015)

* Indicates most recent high

CAREER STATS (TEXAS TECH ONLY)

TACKLES	G	UA	A	Tot.	TFL	Yds	PD	FF	FR	Blkd	QBH
2015	12	45	42	87	6.0	11	3	0	0	0	1

PLAYER BIOS



27 KISEAN ALLEN

DB | 5-11 | 180 | Jr.-2L
Mesquite, Texas / Poteet H.S.



2016 SEASON (SOPHOMORE)

Became a staple in the secondary for the Red Raiders as a sophomore ... saw action in 11 games while making nine starts ... inserted into the starting lineup at strong safety in each of the final nine games ... finished the year with 43 tackles (34 solo), sixth-most on the team ... his 43 tackles ranked second among players classified as a sophomore or younger, trailing just freshman Jordyn Brooks ... made at least four tackles in seven games ... was a regular member of Tech's special teams in addition to his role in the secondary ... **SEASON HIGHLIGHTS** ... earned his first career start in the Big 12 opener against Kansas (9/29) ... totaled a then-career high five tackles against the Jayhawks ... snapped that career high a week later with six tackles at Kansas State (10/8) ... matched that total in each of the next two games as well against West Virginia (10/15) and Oklahoma (10/22) ... had four tackles in Tech's double overtime victory at TCU ... recorded two tackles versus Texas (11/5) and three at Oklahoma State (11/12) ... came close to matching his career high with five tackles at Iowa State (11/19) ... ended the year with four tackles in victory over Baylor (11/25).

2015 SEASON (REDSHIRT FRESHMAN)

Suited up in five games for the Red Raiders, including the AdvoCare V100 Texas Bowl ... primary role was on special teams.

2014 SEASON (FRESHMAN)

Redshirt season ... scout team member ... did not play.

HIGH SCHOOL

Attended Poteet High School in Mesquite, Texas ... tallied 87 tackles (53 solo) with 6.7 tackles/game, three interceptions, 12 passes as a senior ... also broke up and notched one tackle for a loss ... helped lead his team to a 12-2 record as a senior in 2013 ... High School Coach: Kody Groves.

PERSONAL

Kerryian Kisean Allen ... born in Mesquite, Texas ... son of Kerry and Nekita Allen ... has three brothers, Kameron and Zarrius Smith and Keatric Allen, and two sisters, Keerah Allen and Kabrysha Allen ... a kinesiology major at Texas Tech.

CAREER HIGHS

Tackles	6, 3x, vs. Oklahoma (2016)*
Tackles For Loss	None
Sacks	None
Interceptions	None
Fumbles Recovered	None
Quarterback Hurries	None
Pass Breakups	None

* Indicates most recent high

CAREER STATS

TACKLES	G	UA	A	Tot.	TFL	Yds	PD	FF	FR	Blkd	QBH
2015	5	0	0	0	0.0	0	0	0	0	0	0
2016	11	34	9	43	0.0	0	0	0	0	0	0
TOTAL	16	34	9	43	0.0	0	0	0	0	0	0



42 MATTHEW ANUNDA

LB | 5-9 | 205 | Fr.-RS
Arlington, Texas / Arlington H.S.



2016 SEASON (FRESHMAN)

Redshirt season ... scout team member ... did not play.

HIGH SCHOOL

Attended Arlington High School in Arlington, Texas ... one of the top linebackers in the state his senior year ... recorded 191 tackles as a senior on the way to being named the Class 6A All-State Defensive Player of the Year by Texas Associated Press Sports Editors (AP) ... garnered first-team All-State honors by the Associated Press as well as the Texas Sports Writers Association ... also earned first team All-District accolades ... averaged 17 tackles a game on the year ... added 11 tackles for loss, two sacks, three forced fumbles, three blocked field goals and one interception during senior season.

PERSONAL

Matthew Anunda ... a kinesiology major at Texas Tech.



19 ZACH AUSTIN

WR | 5-11 | 195 | Sr.-1L
Austin, Texas / Lake Travis H.S.



2016 SEASON (JUNIOR)

Missed the entire season due to injury.

2015 SEASON (SOPHOMORE)

Played in five games with one start ... ended the year tied for seventh on the team in receptions (22) ... ranked ninth on the team in receiving yards (238) ... **SEASON HIGHLIGHTS** ... made quite the debut against Baylor (10/3), totaling eight catches for 110 yards ... first career catch came on a 55-yard touchdown strike from Patrick Mahomes II ... marked fifth time during the season where a Red Raider went over 100 yards receiving ... made first career start against Iowa State (10/10) one week later ... caught three passes for 21 yards against the Cyclones ... led the Red Raiders with eight receptions for 80 yards at Kansas (10/17) ... his eight receptions matched his career high ... had 27 yards on three catches against Oklahoma State (10/31).

2014 SEASON (REDSHIRT FRESHMAN)

Played in one game as a reserve at No. 22 Kansas State (10/4).

2013 SEASON (FRESHMAN)

Redshirt season ... scout team member ... did not play.

HIGH SCHOOL

Attended Lake Travis High School in Austin, Texas ... guided team to a 9-2 record as a senior and to a 6-0 record during district play with a District 15-5A title ... made 17 catches for 428 yards with seven touchdown receptions that season ... helped lead Lake Travis to an undefeated 16-0 season in 2011 on the way to a 4A State Championship ... marked the program's fifth-consecutive state championship ... collected 72 receptions with 1,340 receiving yards and 16 touchdown catches over his career ... Lone Star Gridiron 4A All-District First Team ... AP All-State Honorable Mention ... **CHOSE TEXAS TECH OVER:** Texas State ... High School Coach: Hank Carter.

PERSONAL

Zachary Austin ... son of David and Kate Austin ... enters his senior season already as Texas Tech graduate after earning his degree in university studies ... currently enrolled in graduate school, focusing on personal financial planning.

PLAYER BIOS

CAREER HIGHS

Touchdowns	1, vs. Baylor (2015)
Receptions	8, vs. Baylor (2015)
Receiving Yards	110, vs. Baylor (2015)
Receiving Touchdowns	1, vs. Baylor (2015)
Long Reception	55, vs. Baylor (2015)
All-Purpose Yards	110, vs. Baylor (2015)

* Indicates most recent high

CAREER STATS

RECEIVING	G	Rec	Yds	TD	Lg	Rec/G	Avg/C	Avg/G
2014	1	0	0	0	0	0.0	0.0	0.0
2015	5	22	238	1	55	4.4	10.8	47.6
TOTAL	6	22	238	1	55	3.7	10.8	39.7



49 MICHAEL BARDEN

PK | 5-11 | 180 | Jr.-2L
Austin, Texas / Westlake H.S.



2016 SEASON (SOPHOMORE)

Served as the Red Raiders' primary punter and kickoff specialist throughout his sophomore campaign ... appeared in 11 games on the season with the lone exception coming when Texas Tech failed to punt against Louisiana Tech (9/17) ... had 11 of his punts downed inside the 20 (25.6 percent) with six spotted inside the 10 yard-line (14.0 percent) ... averaged 38.3 yards per punt on 43 attempts (1,645 total yards) ... recorded a touchback in 31 of his 45 kickoff attempts ... averaged 63.8 yards per kickoff ... **SEASON HIGHLIGHTS** ... recorded punts of 50 yards or longer in four of the first five games of the season ... averaged 43.0 yards per punt at Arizona State (9/10) after being called upon four times ... combined for only three punts the following three games against Louisiana Tech (9/17), Kansas (9/29) and Kansas State (10/8) ... recorded his highest average of the season versus K-State after booming a 59-yard attempt and a 43-yarder (52.0 average) ... his 59-yard punt marked a season high that was later matched against Texas ... provided an offensive spark against the Longhorns with a 25-yard run that provided Tech a key fourth-down conversion on its first possession of the second half ... turned in another crucial fake punt the following week at Oklahoma State ... found Tabor Nunez on a 15-yard pass to convert on fourth down to start second half ... also recovered his own onside kick later in the game while punting two balls inside the OSU 20 yard-line ... performance earned him his first career Big 12 Special Teams Player of the Week honor ... best outing on kickoffs came against Oklahoma where 8-of-9 kickoffs went for touchbacks ... **AWARDS AND HONORS** ... Big 12 Special Teams Player of the Week (11/14).

2015 SEASON (REDSHIRT FRESHMAN)

One of two kickers to see action for the Red Raiders this season ... perfect 19-for-19 on extra point attempts on year ... also 2-for-3 on field goals ... **SEASON HIGHLIGHTS** ... connected on first career field goal in season opener against Sam Houston State (27 yards) ... added a successful 32-yard field goal the following week against UTEP ... lone miss came on a 22-yard attempt at Arkansas ... did not play against TCU, Baylor, Iowa State and LSU ... inserted to punt twice at Kansas ... averaged 33.5 yards per punt with one landing inside the 20-yard line ... has handled punting duties since facing the Jayhawks ... averaged 49.3 yards per punt against Oklahoma, including a booming 58-yard punt ... punted three times against Oklahoma State, averaging 40.3 yards per punt ... also took off on a big momentum-swinging fake punt in the second half, picking up a key first down ... averaged 43.8 yards on his four punts against West Virginia, pinning two inside the 20 yard line ... punted four times against K-State, totaling a season-high 51.5 average ... performance also included a career-long 62 yard punt ... recorded 16 punts on the year, averaging 44.8 yards per punt.

2014 SEASON (FRESHMAN)

Redshirt season ... did not play.

HIGH SCHOOL

Attended Austin Westlake High School in Austin, Texas ... helped lead Westlake to the Texas Class 5A semifinals during senior season ... Connected on 14 field goals

during senior season alone ... was a second team All-District kicker and first team All-District punter as a senior ... recognized on the All-Central Texas football team by the Austin American-Statesman ... also named a third team All-State kicker following senior season ... previously garnered first team All-District honors during junior season ... attended Air Force Academy Prep School following high school.

PERSONAL

Michael Barden ... born in Austin, Texas ... son of Mike and Eileen Barden ... youngest of three siblings ... has an older brother, Bryan, and an older sister, Patty ... a civil engineering major at Texas Tech with a minor in mathematics.

CAREER HIGHS

Points Scored	10, vs. Sam Houston State (2015)
PAT's	7, twice, UTEP (2015)*
Field Goals Made	1, twice, vs. UTEP (2015)*
Field Goals Attempted	1, twice, vs. UTEP (2015)*
Longest Field Goal	32, vs. UTEP (2015)
Punt Attempts	5, twice, at Oklahoma State (2016)*
Longest Punt	62, vs. Kansas State (2015)

* Indicates most recent high

CAREER STATS

FIELD GOALS	G	Att	Made	Lg	Pct
2015	8	3	2	32	66.7
2016	11	0	0	0	0.0
TOTAL	19	3	2	32	66.7

PUNTING

	G	No.	Yards	Lg	Avg
2015	8	16	717	62	44.8
2016	11	43	1645	59	38.3
TOTAL	19	59	2362	62	40.0



52 ZACH BARNES

DL | 6-3 | 250 | Sr.-3L
Loganville, Ga. / Grayson H.S.



2016 SEASON (JUNIOR)

Appeared in 10 games — the most so far in his career — while making one start ... lone start came against Oklahoma (10/22) ... ended the year with 11 tackles (7 solo), which includes a sack and 1.5 tackles for a loss ... also registered a quarterback hurry and a forced fumble ... **SEASON HIGHLIGHTS** ... recorded first career solo sack in season opener against Stephen F. Austin (9/3) ... also forced his first career fumble in the victory as well ... missed each of the next two games against Arizona State (9/10) and Louisiana Tech (9/17) due to injury ... posted three tackles (0.5 for a loss) against Oklahoma, marking his best performance during Big 12 play ... finished one tackle shy of his career high against the Sooners ... notched a pair of tackles the following week at TCU (10/29) ... ended the season with two tackles and his first career quarterback hurry in victory over Baylor.

2015 SEASON (REDSHIRT SOPHOMORE)

Saw action in seven games, including two starts ... finished the regular season with nine total tackles, half a tackle for loss, and half a sack ... one of his starts was in the Texas Bowl vs. LSU.

2014 SEASON (SOPHOMORE)

Redshirt season ... scout team member ... did not play.

2013 SEASON (FRESHMAN)

Played in five games with two tackles (both solo) and one fumble recovery for three yards ... made one tackle (solo) with first career fumble recovery in first career Big 12 road game at Kansas (10/5) ... recorded first career tackle (solo) against Stephen F. Austin (9/7) in first career home game ... career debut came in season opener at SMU (8/30).

HIGH SCHOOL

Attended Grayson High School in Loganville, Ga. ... three-star prospect by ESPN and 247Sports ... helped guide Grayson to a state championship in 2011 and a Region

PLAYER BIOS

8-6A Championship in 2012 ... collected nine sacks and 15 tackles for loss during senior season ... **CHOSE TEXAS TECH OVER:** Tennessee, BYU and Cincinnati ... High School Coach: Mickey Conn.

PERSONAL

Zachary Barnes ... son of Zachary and Kris Barnes ... father, Zachary, was a ninth-round NFL Draft pick by the San Diego Chargers in 1984 after a collegiate career at Alabama State as a defensive tackle ... a wind energy major at Texas Tech.

CAREER HIGHS

Tackles	4, vs. Sam Houston State (2015)
Tackles For Loss	1.0, vs. Stephen F. Austin (2016)
Sacks	1.0, vs. Stephen F. Austin (2016)
Interceptions	None
Fumbles Forced	1, vs. Stephen F. Austin (2016)
Fumbles Recovered	1, at Kansas (2013)
Quarterback Hurries	None
Pass Breakups	None

CAREER STATS

TACKLES	G	UA	A	Tot.	TFL	Yds	PD	FF	FR	Blkd	QBH
2013	5	2	0	2	0.0	0	0	0	1	0	0
2014	0	0	0	0	0.0	0	0	0	0	0	0
2015	7	5	4	9	0.5	1	0	0	0	0	0
2016	10	7	4	11	1.5	6	0	1	0	0	1
TOTAL	22	14	8	22	2.0	7	0	1	1	0	1

SACKS

G	UA	A	Total	Yds	
2013	5	0	0	0.0	0
2014	0	0	0	0.0	0
2015	7	0	1	0.5	1
2016	10	1	0	1.0	5
TOTAL	22	1	1	1.5	6



13 CAMERON BATSON

WR | 5-9 | 170 | Sr.-3L
Oklahoma City, Okla. / Millwood H.S.



2016 SEASON (JUNIOR)

Among the most popular targets for quarterback Patrick Mahomes II as a junior ... appeared in all 12 games, making 10 starts at inside receiver ... his 10 starts were tied with Dylan Cantrell for the most on the team among receivers ... ranked second on the team with 60 receptions and fourth with 644 receiving yards ... ended the year with eight receiving touchdowns, which was tied for second on the team ... averaged 74.8 all-purpose yards per game between time as a receiver and on punt returns ... among the top punt returners in the country after averaging 9.2 yards per return, the highest clip of his career ... marked the highest punt return average for a Red Raider since Austin Zouzalik in 2012 ... returned six kickoffs for 93 yards as well (15.5 average) ... also served as Texas Tech's field goal holder late in the year ... **IN NCAA RANKINGS:** ranked 23rd nationally in punt return average ... was also 47th in receiving touchdowns (8) and 64th in receptions per game (5.0) ... **IN BIG 12 RANKINGS:** ended the year second in the league in punt return average ... also ranked fifth for receiving touchdowns, 11th for receptions per game and 15th for both receiving yards per game (53.7) and receiving yards (644) ... ranked 10th in receptions per game (5.1) in conference games only ... **SEASON HIGHLIGHTS** ... began the season with a touchdown catch in each of the first five games ... was the longest streak to start the season since Eric Ward compiled a similar streak to start the 2011 season ... marked the third-longest game streak to start a season with a touchdown reception in program history, trailing only Michael Crabtree's runs in both 2007 and 2008 ... opened the year with three receptions for 24 yards and a touchdown against Stephen F. Austin (9/3) ... matched his career high with four punt returns that totaled a new career mark of 75 yards ... returned two punts for over 30 yards in the victory ... set a new career high with a 33-yard return which was the longest for a Red Raider since Carlos Thompson went 35 yards in the 2013 meeting with Stephen F. Austin ... put together the best performance of his career the following week at Arizona State (9/10) ... set career highs with nine receptions and 148 receiving yards against the Sun Devils ... was the first 100-yard

game of his career ... hauled in a 66-yard touchdown reception early in the fourth quarter that was the longest of his career ... had two catches for 25 yards and a touchdown versus Louisiana Tech (9/17) ... opened Big 12 play with eight catches for 88 yards and a touchdown against Kansas (9/29) ... followed with five catches for 50 yards and a touchdown at Kansas State (10/8) ... touchdown against the Wildcats came in the closing seconds to extend his season-opening streak of finding the endzone ... recorded five more catches for 19 yards against West Virginia (10/15) ... best outing in league play came against Oklahoma (10/22) where he nearly eclipsed the 100-yard mark again ... finished with nine catches (tying career high) for 99 yards and a touchdown against the Sooners ... played a significant role in a Red Raider offense that snapped the FBS record for total offense ... posted four receptions for 26 yards the following week at TCU (10/29) ... had five catches for 38 yards and two touchdowns against Texas (11/5) ... his two touchdown grabs marked a career high ... also returned a punt 22 yards versus the Longhorns, his third-longest of the season ... recorded three catches for 41 at Oklahoma State (11/12) ... caught four passes for 57 yards at Iowa State (11/19) while also returning four kickoffs for 71 yards ... ended the season with three catches for 29 yards against Baylor ... **AWARDS AND HONORS** ... Academic All-Big 12 first team.

2015 SEASON (SOPHOMORE)

Used primarily as an inside receiver, primary punt returner and holder on kicks ... finished year with 29 receptions for 327 yards (11.3 average) and one touchdown ... ranked sixth on the squad in receptions and seventh in receiving yards ... **SEASON HIGHLIGHTS** ... set a career high with three receptions in the season opener against Sam Houston State ... matched that total in victory at Arkansas ... also set new career highs for receiving yards (29) and longest reception (17) against the Razorbacks ... put together best performance of his career with three catches for 71 yards against Baylor ... big day also included a 37-yard touchdown catch from Patrick Mahomes II ... marked first touchdown of his career ... snapped career high for receptions with four against Iowa State ... totaled 28 receiving yards against Cyclones ... caught a pair of passes for 58 yards at Kansas ... performance included a career-long 45 yard reception in the second quarter ... caught two passes for two yards in loss to Oklahoma ... had 42 all-purpose yards against Oklahoma State, 18 of which came via receptions and the other 24 coming on a kick and punt return ... recorded two catches for 33 yards at West Virginia ... had two more catches for 16 yards in victory over Kansas State ... finished with three receptions for 47 yards vs. LSU in the Texas Bowl ... **AWARDS AND HONORS** ... Academic All-Big 12 first team honoree ... one of three conference players nominated with a perfect 4.0 GPA.

2014 SEASON (FRESHMAN)

Played in 12 games with nine receptions and 41 receiving yards ... also returned 18 punts for 65 yards and 106 all-purpose yards ... led team in both punt returns and punt return yards ... caught a pass for five yards in season finale against No. 5 Baylor (11/29) at AT&T Stadium ... made two receptions for 10 yards at Iowa State (11/22) ... tallied one catch for three yards against No. 24 Oklahoma (11/15) ... made three punt returns for 30 yards against Texas (11/1) ... tallied one catch for four yards at No. 10 TCU (10/25) ... made one catch for 12 yards against West Virginia (10/11) ... tallied one reception for three yards at No. 22 Kansas State (10/4) ... made first two career receptions for a total of four yards and returned two punts at No. 24 Oklahoma State (9/25) ... returned four punts for 26 yards (long 12) at UTEP (9/6) ... made career debut returning punts in season opener against Central Arkansas (8/30) with three returns for 13 yards.



▲ CAMERON BATSON

PLAYER BIOS

HIGH SCHOOL

Attended Millwood High School in Oklahoma City, Okla. ... three-star prospect by Rivals, Scout, 247Sports and ESPN ... accounted for 55 touchdowns, passed for over 2,000 yards, rushed for over 1,200 yards and returned four punts for touchdowns as a senior ... compiled 10 interceptions, including three returns for touchdowns defensively ... named the Oklahoma Gatorade State Player of the Year ... The Oklahoman's First Team All-State selection ... helped guide his high school basketball team to a state championship during his junior year ... ranked first in his class with a 4.0 GPA ... **CHOSE TEXAS TECH OVER:** Arizona State, Kansas, Tulsa and Washington State ... High School Coach: Tony Henry.

PERSONAL

Cameron Malik Batson ... born in Oklahoma City, Okla. ... son of Ericka Batson and Willie Batson III ... has twin sisters, Caira and Carmen ... older cousin is former Red Raider wide receiver Tramain Swindall, who posted 150 career receptions while making at least one reception in 45-of-50 games ... an accounting major at Texas Tech.

CAREER HIGHS

Receptions	9, twice, vs. Oklahoma (2016)*
Receiving Yards	148, at Arizona State (2016)
Receiving Touchdowns	2, vs. Texas (2016)
Long Reception	66 yards, at Arizona State (2016)
All-Purpose Yards	148, at Arizona State (2016)
Punt Returns	4, 3x, vs. Stephen F. Austin (2016)*
Punt Return Yards	75, vs. Stephen F. Austin (2016)
Long Punt Return	33, vs. Stephen F. Austin (2016)

* Indicates most recent high

CAREER STATS

RECEIVING	G	Rec	Yds	TD	Lg	Rec/G	Avg/C	Avg/G
2014	12	9	41	0	12	0.8	4.6	3.4
2015	13	29	327	1	45	2.2	11.3	25.2
2016	12	60	644	8	66	5.0	10.7	53.7
TOTAL	37	98	1012	9	66	2.6	10.3	27.4

PUNT RETURNS

	G	No.	Yds	TD	Lg	Avg/R	Avg/G
2014	12	18	65	0	18	3.6	5.4
2015	13	13	81	0	14	6.2	6.2
2016	12	17	157	0	33	9.2	13.1
TOTAL	37	48	303	0	33	6.3	8.2

ALL PURPOSE

	G	Rush	Rec	PR	KR	IR	Tot.	Avg/G
2014	12	0	41	65	0	0	106	8.8
2015	13	2	327	81	16	0	426	32.8
2016	12	4	644	157	93	0	898	74.8
TOTAL	37	6	1012	303	109	0	1430	38.6



8 DE'QUAN BOWMAN

WR | 5-11 | 190 | Jr.-RS
Millville, N.J. / Atlanta Sports Academy
Hutchinson Community College



2016 SEASON (JUNIOR)

Redshirt season ... scout team member ... did not play.

HUTCHINSON COMMUNITY COLLEGE

Attended and played two seasons at Hutchinson Community College in Hutchinson, Kansas, where he lettered for head coach Rion Rhoades ... named National Junior College Athletic Association All-America honorable mention selection as an all-purpose specialist ... All-Region and All-Conference honoree ... concluded his two-year career at Hutchinson with 84 receptions (fourth most in school history) and 1,306 yards receiving (fifth most in school history) ... as a sophomore in 2015, led the Blue Dragons in receiving (50-770 yards, five TD), all-purpose yards (1,170 yards) and punt returns (17-191, 11.2 avg.) ... also finished with 17 kick returns for 387 yards (22.5 average) ... ranked No. 12 in the nation in all-purpose yardage (1,419 yards) and No. 5 in the state with 50 receptions ... ranked No. 24 nationally in return yardage ... returned punt 81 yards for a touchdown against Sterling College

... finished with 145 yards receiving on eight receptions and touchdown vs. Butler C.C. ... caught career-high nine passes for 116 yards at Iowa Central ... caught six passes for 189 yards (31.5 average) and a career-high three touchdowns vs. Ellsworth ... Hutchinson finished 5-6 in 2015 ... caught 35 passes for 525 yards and four touchdowns as a freshman in 2014 ... also finished with 98 rushing yards on 10 carries ... guided Hutchinson to an 11-1 record and No. 4 national ranking as a freshman ... registered season-highs of seven receptions for 130 yards and two touchdowns vs. Fort Scott C.C. ... totaled a season-high 175 all-purpose yards, including a season-high seven receptions for 117 yards and four rushes for 58 yards versus Independence C.C. ... ranked the nation's No. 8 wide receiver by ESPN ... rated a three-star recruit by Scout.com and 247Sports ... **CHOSE TEXAS TECH OVER:** Iowa State, Arizona, Arkansas, California, Georgia, Kentucky, West Virginia, Oregon State and Wisconsin.

HIGH SCHOOL

Attended Atlanta Sports Academy, a prep school in Georgia in 2013 ... previously attended Millville High School in New Jersey ... named to the South Jersey Times All-State team following his senior year in 2012 ... caught 28 passes for 445 yards (16.0 yards per catch) with four receiving and two rushing touchdowns as a senior in 2012 ... ranked among area leaders in receiving yards ... attended the New Jersey NFT Camp and named to the Taliaferro All-Star Game.

PERSONAL

De'Quan Bowman ... son of Pamela Still ... a human sciences major at Texas Tech.



1 JORDYN BROOKS

LB | 6-1 | 240 | So.-1L
Houston, Texas / Stratford H.S.



2016 SEASON (FRESHMAN)

Turned in one of the best seasons among freshmen defenders nationally ... finished the season as Texas Tech's leading tackler ... became the first Red Raider freshman to lead the team in tackles during the Big 12 era (1996-present) ... recorded 86 tackles altogether (61 solo), including five that went for a loss ... his five tackles for a loss totaled 15 yards ... had a forced fumble, quarterback hurry and four pass breakups as well ... **IN NCAA RANKINGS:** ranked 40th nationally and tied for fifth among freshmen in solo tackles per game (5.1) ... was also 141st in total tackles per game (7.2) ... **IN BIG 12 RANKINGS:** ranked eighth in the league for solo tackles and 10th in total tackles ... led all conference freshmen in total tackles and tackles per game ... ranked second among freshmen in solo tackles ... was also 10th in the league for tackles per game (7.3) during conference play ... that average ranked second among conference freshmen ... **SEASON HIGHLIGHTS** ... made his Red Raider debut with three tackles in season opener against Stephen F. Austin (9/3) ... followed with 10 tackles, including two for a loss, at Arizona State (9/10) ... his two tackles for a loss against the Sun Devils marked a season high ... closed non-conference play with seven tackles and a pass breakup versus Louisiana Tech (9/17) ... opened Big 12 play with three tackles, a quarterback hurry and another pass breakup against Kansas (9/29) ... posted six tackles at Kansas State (10/8) before chipping in seven tackles in back-to-back weeks against West Virginia (10/15) and Oklahoma (10/22) ... reached double digits in tackles for the second time on the season in victory at TCU (10/29) ... added eight tackles and a pass breakup versus Texas (11/5) ... recorded his first career sack at Oklahoma State (11/12) ... sack was part of a three-tackle performance versus the Cowboys ... had his final pass breakup of the year at Iowa State (11/19) to go along with four tackles ... ended his freshman year with a season-high 18 tackles in victory over Baylor ... performance also included a tackle for a loss as well as a forced fumble, his first at the collegiate level ... his 18 tackles were the most for a Red Raider during 2016 campaign ... marked the most tackles by a Red Raider since Will Smith recorded the same amount at Texas in 2013 ... **AWARDS AND HONORS** ... garnered All-Big 12 honorable mention accolades by the conference coaches ... All-Big 12 Freshmen first team honoree by Athlon Sports ... selected to 247Sports' True Freshman All-America Team ... named the No. 5 true freshman in the Big 12 by ESPN.

HIGH SCHOOL

Attended Stratford High School in Houston, Texas ... played three years of varsity football ... two-time District 19-5A first team selection ... All-Greater Houston

CONTENTS

RED RAIDERS

STAFF

'16 REVIEW

HISTORY

RECORDS

TEXAS TECH

PLAYER BIOS

Chronicle honorable mention pick ... finished his senior season with 63 total tackles (43 solo), 1.0 sack, four pass deflections and 6.0 tackles for loss ... led the Stratford Spartans to a 10-2 overall record, an undefeated 7-0 record in its Class 5A District 19 and an eight-game win streak during the 2015 season, which ended with a 14-6 loss at Temple in the state playoffs ... accumulated 44 total tackles (35 solo) with four tackles for loss and three pass breakups during junior season ... guided the Spartans to an 8-4 overall record, 7-0 district record and state playoff berth as a junior ... played in 10 games as a sophomore, amassing 32 tackles (25 solo) and three tackles for loss ... three-star recruit who is ranked the nation's No. 57 linebacker and Texas' No. 9 linebacker by Scout.com ... rated as a three-star recruit, the nation's No. 104 outside linebacker and No. 175 overall recruit in the state by 247Sports ... Ranked the nation's No. 110 linebacker by ESPN ... **CHOSE TEXAS TECH OVER:** Colorado State, Arkansas, Central Florida, Houston, Iowa State, Missouri and Washington.

PERSONAL

Jordan W. Brooks ... son of Lynn Brooks ... an university studies major at Texas Tech.

CAREER HIGHS

Tackles	18	vs. Baylor (2016)
Tackles For Loss	2.0	at Arizona State (2016)
Sacks	1.0	at Oklahoma State (2016)
Interceptions	None	
Fumbles Forced	None	
Quarterback Hurries	1	vs. Kansas (2016)
Pass Breakups	1, 4x	vs. Baylor (2016)*

* Indicates most recent high

CAREER STATS

TACKLES	G	UA	A	Tot.	TFL	Yds	PD	FF	FR	Blkd	QBH
2016	12	61	25	86	5.0	15	4	1	0	0	1

SACKS	G	UA	A	Total	Yds
2016	12	1	0	1.0	11



79 TRAVIS BRUFFY

OL | 6-6 | 305 | So.-1L

Missouri City, Texas / Ridge Point H.S.



2016 SEASON (FRESHMAN)

Participated in all 12 games either on the offensive line or as a blocking tight end ... spent time on field goal protection as well ... became Texas Tech's regular tight end midway through the season ... used mainly in heavy sets as an extra blocker ... turned in one of the top plays of the season with a five yard touchdown reception at Oklahoma State (11/12) ... slid into the endzone on a throwback play that tied the game just before halftime against the Cowboys ... play was later nominated for the Piesman Trophy which is awarded to the top play by a lineman.

HIGH SCHOOL

Graduate of Fort Bend Ridge Point High School in Missouri City, Texas ... played two seasons for Ridge Point's varsity team ... earned Texas Associated Press Class 5A All-State honorable mention honors ... two-time Class 5A-23 All-District selection ... named a unanimous first team Class 5A District 23 selection following his senior season ... Houston All-Area Super Team nominee ... Academic All-District selection ... honored by the Touchdown Club of Houston High School on its preseason Greater All-Area team ... named to the Houston Chronicle All-Greater Houston first team ... registered 38 pancakes, 50 knockdowns and graded out at 96 percent as a senior ... helped guide the Panthers to an 11-4 overall record, 6-1 district record and state playoff berth as a senior ... anchored an offense that averaged 356 yards per game ... second team All-District 5A-23 selection as a junior ... helped lead Ridge Point to a perfect 7-0 district record, Class 5A-23 District championship, a 12-1 overall record and third round state playoff berth in 2013 ... ranked as the nation's No. 116 offensive lineman and the state's No. 215 recruit by ESPN ... **CHOSE TEXAS TECH OVER:** Louisiana Tech, Louisiana Lafayette, Rice and New Mexico ... also recruited by Texas, Texas A&M, Oklahoma, Oklahoma State, LSU, TCU, Baylor, Houston, Illinois, Missouri and Kansas State.

PERSONAL

Travis R. Bruffy ... finance major at Texas Tech.



14 DYLAN CANTRELL

WR | 6-3 | 220 | Sr.-3L

Whitehouse, Texas / Whitehouse H.S.



2016 SEASON (REDSHIRT JUNIOR)

Returned to the field to become one of Texas Tech's most reliable outside receivers ... played in 10 games on the season, all of them starts ... missed two games - versus West Virginia (10/15) and Oklahoma (10/22) - due to injury ... managed to finish third on the team with 58 receptions and 675 receiving yards ... was second on the team with eight touchdown catches ... averaged 11.6 yards per catch and 67.5 yards per game ... **IN NCAA RANKINGS:** ranked 47th nationally for receiving touchdowns ... also 35th for receptions per game (5.8), 74th in receiving yards per game (67.5) and 135th in total receiving yards (675) ... **IN BIG 12 RANKINGS:** ended the year fifth in the conference for both receiving touchdowns and receptions per game ... was also 11th in receiving yards per game and 14th in receiving yards ... **SEASON HIGHLIGHTS** ... began the year with a touchdown catch in each of Texas Tech's first four contests ... joined by fellow wideouts Cameron Batson and Jonathan Giles in Red Raiders with touchdown catches in each of the first four games ... marked the first time in Texas Tech's passing era (2000-present) where multiple Red Raiders have caught at least one touchdown pass in each of the first four games of the season ... started the year with two catches for 62 yards and a touchdown against Stephen F. Austin (9/3) ... hauled in a 54-yard grab against the Lumberjacks, the longest of his career ... followed with three catches for 25 yards and a touchdown at Arizona State (9/10) ... best performance in non-conference action came via six catches for 81 yards and a touchdown against Louisiana Tech (9/17) ... had five catches for 70 yards and a touchdown in Big 12 opener versus Kansas (9/29) ... posted a career high with 11 receptions at Kansas State (10/8) ... finished with 87 receiving yards against the Wildcats, his third-highest total of the season ... returned from injury to make three catches for 40 yards and a touchdown at TCU (10/29) ... had the game-tying touchdown against the Horned Frogs which eventually sent the game into overtime ... posted back-to-back games with eight catches the following two weeks against Texas (11/5) and Oklahoma (11/12) ... recorded 89 yards through the air versus the Longhorns and then 65 yards and a touchdown against the Cowboys ... totaled three catches for 45 yards at Iowa State ... put together another career day with nine catches for 111 yards and two touchdowns in season finale against Baylor (11/25) ... his 111 receiving and two touchdown grabs were both career highs ... broke open on a 40-yard touchdown pass from Patrick Mahomes II midway through the first quarter before adding a six-yard touchdown reception early in the third quarter ... was his first career game with 100 receiving yards ... **AWARDS AND HONORS** ... Academic All-Big 12 first team selection.

2015 SEASON (JUNIOR)

Redshirt season ... did not play.

2014 SEASON (SOPHOMORE)

Academic All-Big 12 (1st Team) ... played in 12 games (six starts) with 20 receptions, 312 receiving yards, two touchdowns and averaged 15.6 yards/reception ... second on the team in receiving yards/catch ... recorded two catches for 47 yards - including a career-long 40-yard reception - against No. 5 Baylor (11/29) at AT&T Stadium ... made one catch for 25 yards at Iowa State (11/22) ... caught three passes for 52 yards and caught a 39-yard touchdown from QB Patrick Mahomes as time expired against No. 24 Oklahoma (11/15) ... made two receptions, including first touchdown of the season, with a total of 20 receiving yards at No. 10 TCU (10/25) ... collected two receptions for 23 yards (long 13) against Kansas (10/18) ... made two receptions for 21 yards (long 16) against West Virginia (10/11) ... caught two passes for 24 yards (long 19) at No. 22 Kansas State (10/4) ... tallied two receptions - including a one-handed catch for 33 yards (long 13) against Kansas (10/18) ... made two receptions for 21 yards against West Virginia (10/11) ... made one catch for five yards against Arkansas (9/13) ... recorded one catch for 34 yards at UTEP (9/6) ... made one reception for 11 yards in season opener against Central Arkansas (8/30).

2013 SEASON (FRESHMAN)

Played in 11 games with nine receptions for 70 yards with one touchdown catch as a true freshman ... averaged 7.8 yards/reception ... made one reception for three yards against No. 4 Baylor (11/16) at AT&T Stadium in Arlington ... made two re-

PLAYER BIOS

ceptions, including first career touchdown reception (4 yards) from fellow freshman Davis Webb in the fourth quarter at Kansas (10/5) to give Tech a 54-10 lead with 10:30 left in the game ... made career debut with six receptions for 56 yards against Stephen F. Austin (9/7) in the home opener.

HIGH SCHOOL

Attended Whitehouse High School in Whitehouse, Texas ... helped lead Whitehouse to a 10-2 overall record in 2012 with a trip to the Class 4A Division II Area Playoffs ... marked only the third 10-win season in school history ... hauled in 66 catches during senior year for 1,396 yards ... averaged 21 yards per catch and scored 15 touchdowns ... four-star prospect by Scout, three-star prospect by Rivals, ESPN and 24/7 Sports ... ranked No. 36 wide receiver in class of 2013 by Scout ... member of the Rivals Texas Postseason Top-100 and Lone Star Recruiting's Top-100 ... ranked No. 87 on ESPN Top-100 Midlands ... First Team All-State by the Texas AP Sports Editors ... Second Team All-State by OldCoach.com ... unanimous First Team All-District 14-4A selection ... caught 86 passes for 1,402 yards with 21 receiving touchdowns while averaging 16.3 yards per catch as a junior ... **CHOSE TEXAS TECH OVER:** Arkansas, West Virginia, Washington State, Minnesota, Louisiana Tech, Ole Miss and Mississippi State ... High School Coach: Randy McFarlin.

PERSONAL

Dylan Cantrell ... son of Kenny and Shelly Cantrell ... a sport management major at Texas Tech.

CAREER HIGHS

Touchdowns	2, vs. Baylor (2016)
Receptions	11, at Kansas State (2016)
Receiving Yards	111, vs. Baylor (2016)
Receiving Touchdowns	1, 7x, vs. Kansas (2016)*
Long Reception	54, vs. Stephen F. Austin (2016)
All-Purpose Yards	111, vs. Baylor (2016)

* Indicates most recent high

CAREER STATS

RECEIVING	G	Rec	Yds	TD	Lg	Rec/G	Avg/C	Avg/G
2013	11	9	70	1	16	0.8	7.8	6.4
2014	12	20	312	2	40	1.7	15.6	26.0
2016	10	58	675	8	54	5.8	11.6	67.5
TOTAL	33	87	1057	11	54	2.6	12.1	32.0



25 DOUGLAS COLEMAN III

DB | 6-1 | 185 | So.-1L
Zachary, La. / Zachary H.S.



2016 SEASON (FRESHMAN)

Saw significant playing time in the secondary as a true freshman ... inserted into 11 games while making three starts ... ranked second among Tech freshmen with 26 tackles (19 solo) ... added a sack, forced fumble, fumble recovery, an interception and six pass breakups ... ended the year tied for second on the team in pass breakups ... **SEASON HIGHLIGHTS** ... received first collegiate action in season opener versus Stephen F. Austin (9/3) ... made quite the debut with two tackles and a pair of pass breakups ... set a season high with five tackles against Louisiana Tech (9/17) ... matched his season high for tackles later in the season against both TCU (10/29) and Iowa State (11/19) ... helped push Tech to a road win at TCU with his first career interception ... the interception kept TCU off the board as he leaped to make a diving snag in the endzone ... added another turnover the following week against Texas (11/5) ... stripped Longhorn running back D'Onta Foreman at the goal line and raced 100 yards for a touchdown ... marked the longest fumble recovery in Texas Tech history, snapping the previous mark of 99 yards by Donny Brooks at Baylor in 1991 ... was the first fumble recovery for a touchdown by a Red Raider since Branden Jackson fell on a loose ball against Texas in 2014 ... also had two pass breakups against the Longhorns ... tied his season high for pass breakups again in the final game of the year against Baylor (11/25) ... **AWARDS AND HONORS** ... garnered All-Big 12 Freshmen second team honors from Athlon Sports.

HIGH SCHOOL

Graduate of Zachary High School in Zachary, La. ... played wide receiver, defensive back and special teams ... two-time Class 5A first team All-State and Louisiana Sportswriters All-State selection ... two-time Baton Rouge All-Metro selection ... finished varsity career with 114 receptions for 2,334 yards, 23 receiving touchdowns ... concluded career with 26 total touchdowns ... finished with 62 receptions for 1,482 yards and 15 touchdowns as a senior ... averaged 23.9 yards per catch and 98.8 yards receiving per game ... helped lead the Broncos to a Louisiana Class 5A state title, 14-1 overall record and back-to-back District 4-5A title with a 5-0 record ... caught two touchdown passes, including the go-ahead touchdown, as part of three receptions for 124 yards in the state title game as Zachary scored 40 unanswered points to claim a 46-12 Class 5A championship ... caught 52 passes for 852 yards and eight touchdowns as a junior ... helped the Broncos to a 13-2 record, District 4-5A title as a junior ... also returned a punt and kickoff for touchdown ... ranked a three-star recruit and the state of Louisiana's No. 87 player by 247Sports ... three-star recruit by Rivals and ESPN ... **CHOSE TEXAS TECH OVER:** Tulane, Louisiana Tech, Southern Mississippi, Arkansas State and New Mexico State and interest from LSU, Baylor, Auburn, Florida State, Oklahoma State, Miami and Mississippi State

PERSONAL

Douglas M. Coleman ... son of Doug Coleman, who is a semi-pro Hall of Fame quarterback ... father played college football at Eastern New Mexico and set his high school's career passing record with 3,013 yards during his senior year ... a kinesiology major at Texas Tech.

CAREER HIGHS

Tackles	5, twice, at TCU (2016)*
Tackles For Loss	1.0, vs. Louisiana Tech (2016)
Sacks	1.0, vs. Louisiana Tech (2016)
Interceptions	1, at TCU (2016)
Fumbles Forced	None
Fumbles Recovered	None
Fumble Returns/Yards	1, 100 yards, vs. Texas (2016)
Pass Breakups	2, vs. Stephen F. Austin (2016)

* Indicates most recent high

CAREER STATS

TACKLES	G	UA	A	Tot.	TFL	Yds	PD	FF	FR	Blkd	QBH
2016	11	19	7	26	1.0	4	7	1	1	0	0

INTERCEPTIONS	G	No.	Yds	TD	Lg	Avg/R	Avg/G
2016	11	1	0	0	0	0.0	0.0



▲ DYLAN CANTRELL

PLAYER BIOS

**2 KEKE COUTEE**

WR | 5-11 | 180 | Jr.-2L
Lufkin, Texas / Lufkin H.S.

**2016 SEASON (SOPHOMORE)**

Put together a breakout season as a true sophomore ... played in all 12 games on the season with two starts ... two starts came at TCU (10/29) and against Baylor (11/25) ... ended the year as Texas Tech's second-leading receiver with 890 yards through the air ... also ranked fourth on the team with 55 receptions and seven touchdowns ... returned six kicks for 97 yards (16.2 average) and also had one punt return for 14 yards ... **IN NCAA RANKINGS:** ranked 51st in receiving yards per game (74.2), 60th for receiving yards (890), 68th in receiving touchdowns (7) and 92nd for receptions per game (4.6) ... **IN BIG 12 RANKINGS:** finished seventh in the league for receiving yards per game, eighth in total receiving yards and ninth for yards per reception (16.2) and receiving touchdowns ... was also 13th in receptions per game ... ranked second in the league after averaging 95.7 yards per game during Big 12 play ... was also sixth overall in receptions per game (5.8) and ninth in all-purpose yards per game (105.9) in conference action ... **SEASON HIGHLIGHTS** ... had a slow start to the season with just three catches for 29 yards over the first three games ... caught his first career touchdown during Big 12 opener against Kansas (9/29) ... had three catches for a then career-high 73 yards versus the Jayhawks ... broke that career high just a week later with five catches for 130 yards and a touchdown at Kansas State (10/8) ... was the first of four games on the season with at least 100 receiving yards ... returned lone punt on the season against the Wildcats, bringing it back 14 yards ... posted six receptions for 61 yards the following week against West Virginia ... caught a career-high 10 passes for 172 yards and a touchdown against Oklahoma (10/22) ... played a big part in a Red Raider offense that set a new school record with 854 yards of total offense ... had just one catch for two yards the next week at TCU (10/29) ... rebounded with five catches for 42 yards against Texas (11/5) and six catches for 45 yards at Oklahoma State (11/12) ... brought back a kick 24 yards versus the Longhorns, the longest of his career ... ended the season with back-to-back games with 100 receiving yards ... was on the receiving end of eight catches for 115 yards and a touchdown at Iowa State (11/19) ... put his name in the Texas Tech record book with 221 receiving yards against Baylor (11/25) ... matched Darrin Moore for the 10th-highest single-game receiving total in school history after hauling in eight catches ... had two touchdowns in the win over Baylor – a 35-yard reception midway through the first half and then an 80-yard strike that gave Tech a 34-7 lead in the second quarter ... his 80-yard touchdown reception marked the longest of his career ... had two kick returns for 31 yards as well, giving him a career high with 248 all-purpose yards ... **AWARDS AND HONORS** ... an honorable mention All-Big 12 selection by the conference coaches ... was a Week 13 honorable mention selection for the Earl Campbell Award's "Player of the Week" recognition (following Baylor game) ... member of Pro Football Focus' "College Team of the Week" following the Baylor game as well.

2015 SEASON (FRESHMAN)

One of three true freshmen wide receivers to see action, playing in all 13 games while making two starts ... finished the year with 11 receptions for 105 yards ... caught three passes against UTEP, totaling 38 yards (9/12) ... longest reception came at 14 yards against the Miners ... added two receptions for five yards against Baylor (10/3) ... matched career high with three receptions against Iowa State totaling 27 yards (10/10) ... caught a pair of passes for 27 yards at Oklahoma (10/24), including a career-long 23 yard reception ... earned first career start at West Virginia (11/7).

HIGH SCHOOL

Attended Lufkin High School in Lufkin, Texas ... four-star prospect by Scout ... three-star prospect by Rivals, Scout and 247 Sports ... first team All-District as a sophomore, junior and senior ... three-time receiver of the year at Lufkin High ... caught 56 passes for 841 yards as a senior in 2014 ... also logged nine punt returns for 273 yards (30.3 avg) and three touchdowns ... posted 218 yards on nine returns with a long of 57 yards as a kick returner ... **CHOSE TEXAS TECH OVER:** Oklahoma, Louisville and Houston.

PERSONAL

Key'vantanie Coutee ... a general studies major at Texas Tech.

CAREER HIGHS

Touchdowns	2, vs. Kansas (2016)
Receptions	10, vs. Oklahoma (2016)
Receiving Yards	172, vs. Oklahoma (2016)
Receiving Touchdowns	2, vs. Kansas (2016)
Long Reception	61, at Kansas State (2016)
Rush Attempts	1, vs. Stephen F. Austin (2016)
Rush Yards	6, vs. Stephen F. Austin (2016)
Rush Touchdowns	1, vs. Stephen F. Austin (2016)
All-Purpose Yards	172, vs. Oklahoma (2016)
Kick Returns	2, vs. Texas (2016)
Kick Return Yards	36, vs. Texas (2016)
Long Kick Return	24, vs. Texas (2016)

* Indicates most recent high

CAREER STATS

RECEIVING	G	Rec	Yds	TD	Lg	Rec/G	Avg/C	Avg/G
2015	13	11	105	0	23	0.8	9.5	8.1
2016	12	55	890	7	80	4.6	16.2	74.2
TOTAL	25	66	995	7	80	2.6	15.1	39.8

KICK RETURNS

KICK RETURNS	G	No.	Yds	TD	Lg	Avg/R	Avg/G
2015	13	0	0	0	0	0.0	0.0
2016	12	6	97	0	24	16.2	8.1
TOTAL	25	6	97	0	24	16.2	3.9



PLAYER BIOS



7 JETT DUFFEY

QB | 6-1 | 200 | Fr.-RS
Mansfield, Texas / Lake Ridge H.S.



2016 SEASON (FRESHMAN)

Redshirt Season ... did not play ... key contributor as scout team quarterback.

HIGH SCHOOL

A December 2015 graduate of Lake Ridge High School in Mansfield, Texas ... played three years of varsity football for head coach Kirk Thor ... named the Dave Campbell's Texas Football and Wells Fargo Mr. Texas Football Award winner ... presented with the Mr. Texas Football Award prior to Texas Tech's bowl game against LSU on Dec. 29, 2015, at NRG Stadium ... selected the Class 5A Texas state player of the year and First Team All-State by the Associated Press ... named Class 5A First Team All-State and State Offensive Player of the Year ... recipient of the Tom Landry Award which recognizes the top high school football player in the Dallas-Fort Worth Metroplex ... named the *USA Today* Texas State Offensive Player of the Year and All-State First Team ... selected *Dallas Morning News* Area Player of the Year ... earned Scout Class 5A Dallas Fort Worth Player of the Year honors ... named DFW Varsity Male Athlete of the Year, voted upon by his peers ... named *Fort Worth Star-Telegram* Offensive Player of the Year ... picked as the Class 6-5A Under Armour Texas Quarterback of the Year ... three-time District 14-5A First Team selection ... guided the Lake Ridge Eagles to a 15-1 overall record and Class 5A state title game against George Ranch at NRG Stadium ... as a senior, accumulated 4,444 total yards of offense and 48 total touchdowns, completed 165 of 279 passes (59 percent) for 2,756 yards, 29 touchdowns and only seven interceptions and rushed for 1,688 yards on 172 carries and 19 touchdowns ... averaged nearly 10 yards per carry (9.8) and 110.6 yards rushing per game ... led offense that averaged 60 points per game ... rushed for over 100 yards nine times on the year ... registered five games with at least three touchdown passes ... threw for 452 yards and three touchdowns on 25 of 40 passes and led an offense that accumulated 775 total yards in a 69-40 regional semifinal win over Mesquite Poteet ... ran 21 times for 162 yards in a 42-21 win in state semifinal over Aledo ... named Offensive Player of the Week by the *Dallas Morning News* several times ... scored on a spectacular 76-yard run against Red Oak ... on last play of the first half against Waco, found an opening on a "Hail Mary" pass and scrambled 51 yards for a touchdown ... completed 162 of 298 passes for 2,259 yards and 20 touchdowns and rushed 171 times for 1,103 yards and 19 touchdowns as a junior in 2014 ... named the District 15-4A Newcomer of the Year and First Team All-District as a sophomore ... threw for 2,102 yards and 21 touchdowns, completed 128 of 267 passes and rushed for 835 yards and nine touchdowns on 144 carries as a sophomore in 2013 ... First varsity start as a sophomore saw him lead Lake Ridge to a 77-75 triple overtime win over Burleson Centennial where he threw for 335 yards and five touchdowns and rushed for 130 yards and three scores ... also completed a 25-yard touchdown for the game-winner ... consensus four-star recruit ... rated as the nation's No. 26 quarterback and All-Midlands by Scout.com ... four-star recruit and No. 28 quarterback by Rivals ... four-star recruit by Scout ... ranked the nation's No. 35 dual threat quarterback and a three-star recruit by 247sports ... invited to compete at the Elite 11 national quarterback camp ... named MVP at the Elite 11 New Orleans Regional Camp ... named MVP at the Elite 11 Charlotte Regional Camp ... **CHOOSE TEXAS TECH OVER:** Air Force, Nevada, McNeese State, Southern Illinois, Stephen F. Austin, TCU, Purdue, Houston, Baylor and Boise State.

PERSONAL

Jett Duffey ... interested in becoming a physical therapist or football coach ... kinesiology major at Texas Tech.



47 CADE ERWIN

DB | 5-11 | 185 | So.-SQ
Flower Mound, Texas / Marcus H.S.
Air Force



2016 SEASON (REDSHIRT FRESHMAN)

Scout team member ... did not play.

2015 SEASON (FRESHMAN AT AIR FORCE)

Redshirt season at the Air Force Academy.

HIGH SCHOOL

Attended Marcus High School in Flower Mound, Texas ... played both sides of the ball early in prep career before settling in primarily on defense as a senior ... was a three-year letterwinner for Marcus ... carried 13 times for 52 yards and two touchdowns as a senior despite focusing primarily on defense ... totaled 265 all-purpose yards and found the endzone twice during his 2013 junior season ... played quarterback his sophomore year, throwing for 474 yards, a pair of touchdowns while rushing for 287 yards and a team-high six touchdowns ... caught five passes for 53 yards and two touchdowns as well ... coached by his father, Bryan Erwin, his sophomore year ... was a two-star prospect by Scout.

PERSONAL

Cade Erwin ... son of Bryan and Terry Erwin ... has an older brother, Cole ... a biology major at Texas Tech.



27 DEMARCUS FELTON

RB | 5-7 | 195 | Jr.-2L
Houston, Texas / Dekaney H.S.



2016 SEASON (SOPHOMORE)

Became a regular for the Red Raider running game as a sophomore ... played in 10 games with three starts before missing the final two games due to injury ... was Texas Tech's second-leading rusher after totaling 354 yards and three touchdowns on the ground off 64 carries ... averaged 5.5 yards per carry which was the highest mark among running backs with at least 30 carries ... his three touchdowns were tied with Da'Leon Ward for most among running backs as well ... contributed to the passing game with seven receptions for 31 yards ... totaled 27 yards on two kickoff returns, both of which came at Kansas State (10/8) ... **SEASON HIGHLIGHTS** ... carried five times for 28 yards in season opener versus Stephen F. Austin (9/3) ... lone carry at Arizona State (9/10) went for five-yard touchdown ... recorded his first career 100-yard performance against Louisiana Tech (9/17) ... posted career highs with 16 carries for 123 yards and two touchdowns against the Bulldogs ... marked the only time during the season where a Red Raider rushed for at least 100 yards ... received 11 carries for 48 yards in Big 12 opener versus Kansas (9/29) ... recorded 66 yards on the ground the following week at Kansas State (10/8) off 14 carries ... escaped for a 31-yard run against the Wildcats, the second-longest rushing attempt by a Red Raider on the season ... carried five times for 18 yards against West Virginia (10/15) ... did not see significant action again in the back field until facing Oklahoma State (11/12) ... had 11 carries for 65 yards against the Cowboys ... had a career high two receptions against both Kansas and West Virginia.

2015 SEASON (REDSHIRT FRESHMAN)

Played in all 13 games for the Red Raiders, mainly as a contributor on special teams ... also collected 73 rushing yards on the season, most of which came on his first-career touchdown, a 53-yard scamper against Iowa State (10/10).

2014 SEASON (FRESHMAN)

Redshirt season ... scout team member ... did not play.

HIGH SCHOOL

Attended Dekaney High School in Houston, Texas ... three-star prospect by Scout, ESPN, Rivals and 247Sports ... rushed for 1,783 yards on 227 carries and scored 11 touchdowns as a senior ... averaged 16 yards-per-carry ... **CHOOSE TEXAS TECH OVER:** Houston, Rice and SMU ... High School Coach: Anthony Williams.

CONTENTS

RED RAIDERS

STAFF

'16 REVIEW

HISTORY

RECORDS

TEXAS TECH

PLAYER BIOS

PERSONAL

Demarcus Thomas Felton ... born in Houston, Texas ... son of Brenda and Daniel Felton ... has a sister, Katherine ... a sport management major at Texas Tech.

CAREER HIGHS

Touchdowns	2, vs. Louisiana Tech (2016)
Rush Attempts	16, vs. Louisiana Tech (2016)
Rush Yards	123, vs. Louisiana Tech (2016)
Rush TDs	2, vs. Louisiana Tech (2016)
Longest Rush	53, vs. Iowa State (2015)
Receptions	2, twice, vs. West Virginia (2016)*
Receiving Yards	13, vs. Kansas (2016)
Receiving Touchdowns	None
Long Reception	10, vs. Kansas (2016)
All-Purpose Yards	123, vs. Louisiana Tech (2016)
Kick Returns	2, at Kansas State (2016)
Kick Return Yards	26, at Kansas State (2016)
Long Kick Return	14, at Kansas State (2016)

* Indicates most recent high

CAREER STATS

RUSHING	G	Att	Yds	TD	Lg	Avg/C	Avg/G
2015	13	6	73	1	53	12.2	5.6
2016	10	64	354	3	31	5.5	35.4
TOTAL	23	70	427	4	53	6.1	18.6

KICK RETURNS	G	No.	Yds	TD	Lg	Avg/R	Avg/G
2015	13	0	0	0	0	0.0	0.0
2016	10	2	27	0	14	13.5	2.7
TOTAL	23	2	27	0	14	13.5	1.2

ALL PURPOSE	G	Rush	Rec	PR	KR	IR	Total	Avg/G
2015	13	73	0	0	0	0	73	5.6
2016	10	354	31	0	27	0	412	41.2
TOTAL	23	427	31	0	27	0	485	21.1



23 DAMARCUS FIELDS

DB | 6-0 | 200 | Fr.-RS
Taylor, Texas / Taylor H.S.



2016 SEASON (FRESHMAN)

Redshirt season ... scout team member ... did not play.

HIGH SCHOOL

Graduate of Taylor High School in Taylor, Texas ... played two seasons of varsity football for head coach Rusty Purser ... named a 14-4A All-District first team selection (defense) ... named to the Austin American-Statesman All-Central Texas second team ... registered 101 tackles, four interceptions and eight forced fumbles, 10 pass breakups and a kickoff return as a senior for the Ducks ... competed at the Texas 7-on-7 Championships ... three-star recruit who was ranked as the state of Texas' No. 168 overall player, the nation's No. 138 cornerback prospect by 247Sports ... three-star recruit who was rated the state's No. 141 player overall by ESPN ... three-year letterwinner in track and field ... competed in the 100-meter dash (10.52), 200-meter dash (21.87), long jump (19-0 3/4) and triple jump (43-9) ... finished fourth in the 100-meter and 200-meter dashes at the Class 4A state meet ... also played basketball ... **CHOSE TEXAS TECH OVER:** Baylor, Kansas, SMU, TCU and UTEP.

PERSONAL

Damarcus F. Fields ... a multimedia communications major at Texas Tech.



12 COLT GARRETT

QB | 6-1 | 195 | Fr.-RS
Lubbock, Texas / Roosevelt H.S.



2016 SEASON (FRESHMAN)

Redshirt season ... scout team member ... did not play.

HIGH SCHOOL

Attended Roosevelt High School in Acuff, Texas ... was a two-way player for the Eagles at quarterback and safety ... played in a similar passing offense with the Eagles ... was a second team All-District 1-3A selection as a senior ... found success in the classroom as well as an Academic All-State second team honoree.

PERSONAL

Colt Garrett ... a kinesiology major at Texas Tech.



36 TREY GENTRY

DB | 5-11 | 175 | Fr.-RS
San Antonio, Texas / Warren H.S.



2016 SEASON (FRESHMAN)

Redshirt season ... scout team member ... did not play.

HIGH SCHOOL

Attended Warren High School in San Antonio, Texas.

PERSONAL

Trey Gentry ... a music major at Texas Tech.



66 JOHN GEROLD

OL | 6-4 | 285 | So.-SQ
Houston, Texas / Cy Fair H.S.
Colorado School of the Mines



2016 SEASON (REDSHIRT FRESHMAN)

Scout team member ... did not play.

2015 SEASON (FRESHMAN AT COLORADO SCHOOL OF THE MINES)

Redshirt season ... did not play in lone season at Colorado School of the Mines.

HIGH SCHOOL

Attended Cy-Fair High School in Houston, Texas ... helped lead squad to playoff appearances as both a junior and senior ... named to the All-District second team as a defensive lineman his senior season ... was also an Academic All-District honoree that season.

PERSONAL

John Gerold ... an economics major at Texas Tech.

PLAYER BIOS



94 LONZELL GILMORE

DL | 6-3 | 250 | So.-1L
Spring, Texas / Spring H.S.

2016 SEASON (REDSHIRT FRESHMAN)

Saw action in all 12 games normally on the defensive line or on special teams ... ended the year with six tackles (four solo) ... three of his tackles came at Arizona State (9/10) ... had two tackles, including his first career sack, in season opener versus Stephen F. Austin (9/3) ... also blocked a kick in win over the Lumberjacks ... other tackle on the year came at Iowa State (11/19).

2015 SEASON (FRESHMAN)

Redshirt season ... did not play.

HIGH SCHOOL

Attended Spring High School in Spring, Texas ... three-star prospect by ESPN ... named Defensive MVP for District 15-6A as a senior ... first team All-District 15-6A honoree ... logged 112 tackles in 2014 with seven sacks ... recorded 26 tackles for loss as well as three forced fumbles, including one for touchdown that season as well ... also had one fumble recovery and seven pass deflections ... **CHOSE TEXAS TECH OVER:** Kansas State, Nevada and Fresno State.

PERSONAL

Lonzell Gilmore ... born in New Orleans, La. ... son of Erica Casey and the late Lonzell Gilmore Sr. ... has two brothers - Jaylin and Curtis - and two sisters - Ajah and Lonyae ... majoring in university studies at Texas Tech.

CAREER HIGHS

Tackles	3, at Arizona State (2016)
Tackles For Loss	1.0, vs. Stephen F. Austin (2016)
Sacks	1.0, vs. Stephen F. Austin (2016)
Interceptions	None
Fumbles Forced	None
Fumbles Recovered	None
Quarterback Hurries	None
Blocked Kicks	1, vs. Stephen F. Austin (2016)

* Indicates most recent high

CAREER STATISTICS

TACKLES	G	UA	A	Tot.	TFL	Yds	PD	FF	FR	Bkld	QBH
2016	12	4	2	6	1.0	7	0	0	0	1	0

SACKS

G	UA	A	Total	Yds	
2016	12	1	0	1.0	7



96 CLAYTON HATFIELD

PK | 5-10 | 185 | Jr.-2L
Boerne, Texas / Champion H.S.



2016 SEASON (SOPHOMORE)

One again served as Texas Tech's primary field goal specialist ... among the most accurate kickers in the country ... ended the year as the top scorer on the team with 104 points ... was 13-of-14 on field goal attempts and 65-of-70 on PATs ... only miss came on a 40-yard attempt against Louisiana Tech ... shared kickoff duties with Michael Barden ... averaged 62.2 yards per kickoff over his 46 attempts on the year ... recorded 17 touchbacks with just one kick out of bounds ... **IN NCAA RANKINGS:** ended the year tied for fourth in field goal percentage (92.9) ... trailed only Gary Wunderlich (Ole Miss), Younghoe Koo (Georgia Southern) and Cole Netten (Iowa State) ... also ranked 32nd in scoring per game (8.7) and 60th in field goals per game (1.08) ... **IN BIG 12 RANKINGS:** ranked second in the league for scoring, trailing only Oklahoma State's Ben Grogan (9.0 points per game) ... was also second for field goal percentage ... his 1.08 field goals per game ranked sixth in the conference ... was third in the conference for scoring in Big 12 games only (7.9 points per game) ... averaged 1.11 field goals per game during league action,

which was tied for fourth in the conference ... ended Big 12 play a perfect 10-for-10 on field goal attempts, making him the lone kicker in the conference to not record a miss ... **IN THE TEXAS TECH RECORD BOOK:** tied Keith Toogood's 2003 record for most PAT attempts in a season (70) ... snapped Ryan Bustin's school record for field goal percentage after posting a 92.9 average ... his 65 successful PATs ranked third all-time in single-season history, two shy of Alex Trillica's record from 2007 ... ended the year by successfully making each of his final 11 field goals which broke a longstanding school record for most consecutive field goals made ... original record was set by Bill Adams in 1979 and then matched by Scott Segrist in 1988 ... **SEASON HIGHLIGHTS** ... was a perfect 2-of-2 on field goal attempts in season opener against Stephen F. Austin (9/3) ... drilled a 43-yarder versus the Lumberjacks that marked his longest of the season ... matched his career high by going 9-of-9 in PAT attempts ... his 15 points versus Stephen F. Austin marked the most by a Big 12 player on the season ... was 7-of-8 on PAT attempts the following week at Arizona State (9/10) ... finished 1-of-2 on field goal attempts and a perfect 8-of-8 on PATs against Louisiana Tech (9/17) ... did not attempt a field goal in Big 12 opener versus Kansas (9/29) but did manage to finish 7-of-8 on PATs ... drilled a successful 34-yarder at Kansas State (10/8) that tied the game midway through the third quarter ... added a successful 42-yard attempt the following week against West Virginia (10/15) ... was of his one of four successful attempts from over 40 yards ... gave the Red Raiders a 13-10 lead late in the first quarter against Oklahoma (10/22) after a successful 37-yard field goal ... possibly one of his biggest performances of his career came the following week at TCU (10/29) ... made a successful 41-yarder midway through the second quarter before sending a 37-yard attempt through the uprights to seal a key road win in double overtime ... marked the first game-winning field goal by a Red Raider kicker since Ryan Bustin nailed a 27-yarder to push Texas Tech past Minnesota in the 2012 Meineke Car Care Bowl ... final successful field goal over 40 yards came against Texas (11/5) on a successful 42-yarder ... connected on a 27-yarder at Oklahoma State (11/12) and a 31-yarder at Iowa State (11/19) ... ended the season by going 2-for-2 on field goal attempts in victory over Baylor (11/25) ... **AWARDS AND HONORS** ... named to the All-Big 12 Second team by ESPN ... preseason candidate for the Lou Groza Award.

2015 SEASON (REDSHIRT FRESHMAN)

Texas Tech's primary field goal specialist ... finished year 53-for-54 on extra point attempts and 14-for-16 on field goals ... used on kickoffs as well ... also served as kickoff specialist ... **IN THE NCAA RANKINGS:** ranked seventh nationally with an 87.5 field goal percentage and 61st in field goals per game (1.17) ... **IN THE BIG 12 RANKINGS:** led the Big 12 in field goal percentage ... tied for sixth in field goals per game and scoring ... **SEASON HIGHLIGHTS** ... made first career field goal with a 33 yard attempt against UTEP ... followed up with a successful 37-yarder against TCU ... was also a perfect 7-for-7 on extra points against the Horned Frogs ... finished 5-for-5 on extra points against Baylor ... was also Texas Tech's primary kickoff specialist against Baylor, sending three of six attempts for touchbacks ... made third field goal of the season, a 24-yarder, to give Tech an early 3-0 lead against Iowa State ... saw most action of the year at Kansas, finishing 3-for-4 on field goal attempts ... was successful on 30, 24 and 25-yard attempts ... only miss came on a 48-yard attempt ... followed up by going 2-for-2 on attempts from 34 and 28 yards at Oklahoma ... booted a career-high 42-yard field goal in the first quarter against Oklahoma State, a game in which he also went 6-for-6 on extra points ... went 2-2 (34 yards, 27 yards) on field goals and 3-3 on extra points against West Virginia ... was 1-for-2 on field goal attempts against Kansas State, hitting a career-long 48-yarder while missing a 51-yard attempt ... did not miss the 51-yarder against Texas, connecting for a new career high, to go along with a 38-yarder and a perfect 6-6 night on extra points ... **AWARDS AND HONORS** ... honorable mention All-Big 12 selection by the conference coaches ... earned second team All-Big 12 honors from the San Antonio Express-News and a spot on the ESPN All-Big 12 Underclassmen Team.

2014 SEASON (FRESHMAN)

Redshirt season ... did not play.

HIGH SCHOOL

Attended Champion High School in Boerne, Texas ... U.S. Army All-American Bowl selection as a senior ... tallied 66 points during 2013 season ... converted 109-of-118 PAT attempts and connected on 20 field goals during his three-year career ... career-long field goal was a 50-yarder ... handled kickoff, field goal and punting duties during prep career.

PLAYER BIOS

PERSONAL

Clayton Dewayne Hatfield ... born in Corpus Christi, Texas ... son of Charles Hatfield ... has a sister, Taylor ... a sports management major at Texas Tech.

CAREER HIGHS

Points Scored	15, vs. Stephen F. Austin (2016)
PAT's	9, twice, vs. Stephen F. Austin (2016)*
Field Goals Made	3, at Kansas (2015)
Field Goals Attempted	4, at Kansas (2015)
Longest Field Goal	51, at Texas (2015)

* Indicates most recent high

CAREER STATS

SCORING	G	TD	Rush	Pass	Retn	PAT	2PAT	FG	Total	Avg/G
2015	12	0	0	0	0	53	0	14	95	7.9
2016	12	0	0	0	0	65	0	13	104	8.7
TOTAL	24	0	0	0	0	118	0	27	199	8.3

FIELD GOALS

	G	Att	Made	Lg	Pct
2015	12	16	14	51	87.5
2016	12	14	13	43	92.9
TOTAL	24	30	27	51	90.0

TEXAS TECH CAREER FIELD GOAL LEADERS

1. Ryan Bustin (2012-14)	50
2. Alex Trlica (2004-07)	48
3. Bill Adams (1977-79)	43
4. Ricky Gann (1981-84)	41
Scott Segrist (1985-88)	41
6. Lin Elliott (1988-91)	40
7. Jon Davis (1991-94)	35
Chris Birkholz (1998-00)	35
9. Don Grimes (1971-73)	29
10. Brian Hall (1974-77)	28
11. Clayton Hatfield (2015-)	27

TEXAS TECH CAREER PAT LEADERS

1. Alex Trlica (2004-07)	233
2. Ryan Bustin (2012-14)	153
3. Matt Williams (2008-10)	149
4. Clayton Hatfield (2015-)	118
5. Jon Davis (1991-94)	103
6. Lin Elliott (1988-91)	100
7. Robert Treece (2001-02)	97
8. Scott Segrist (1985-88)	92
9. Chris Birkholz (1998-00)	88
10. Donnie Carona (2008-11)	83



▲ CLAYTON HATFIELD



53 KYLE HEFFRON

DS | 6-0 | 215 | Sr.-1L
San Antonio, Texas / Ronald Reagan H.S.



2016 SEASON (JUNIOR)

Handled all of Texas Tech's deep snapping responsibilities on punts and field goals ... played in all 12 games ... registered one tackle on punt coverage which came at Arizona State (9/10) ... Academic All-Big 12 second team honoree.

2015 SEASON (SOPHOMORE)

Scout team member ... did not play.

2014 SEASON (REDSHIRT FRESHMAN)

Scout team member ... did not play.

2013 SEASON (FRESHMAN)

Redshirt season ... scout team member ... did not play.

HIGH SCHOOL

Ronald Reagan High School in San Antonio, Texas ... received team's Special Teams Most Valuable Player award as a senior ... High School Coach: David Wetzel.

PERSONAL

Kyle Stephens Heffron ... born in San Antonio, Texas ... son of Mallory and Tom Heffron ... has two brothers, Cody and Connor ... a marketing major at Texas Tech.



24 PAYTON HENDRIX

DB | 6-2 | 210 | Jr.-2L
Dallas, Texas / Bishop Dunne H.S.



2016 SEASON (SOPHOMORE)

Saw action in six games either on special teams or in the secondary ... totaled seven tackles on the year (six solo) ... recorded a tackle against both Stephen F. Austin (9/3) and Louisiana Tech (9/17) ... most action of his career came against West Virginia (10/15) ... posted a career high five tackles (four solo) against the Mountaineers.

2015 SEASON (REDSHIRT FRESHMAN)

Played in 11 games as a significant contributor on special teams ... registered 10 tackles on the year, four of the solo variety.

2014 SEASON (FRESHMAN)

Redshirt season ... scout team member ... did not play.

HIGH SCHOOL

Attended Bishop Dunne High School in Dallas, Texas ... four-star prospect by Scout ... three-star prospect by Rivals, 247Sports and ESPN ... member of the *Dallas Morning News* Top 100 in the DFW area ... member of the Rivals Texas Top 100.

PERSONAL

Payton Hendrix ... born in Dallas, Texas ... son of Latrena and Phillip Hendrix ... has a younger brother, Pearson ... a human sciences major at Texas Tech.

CAREER HIGHS

Tackles	5, vs. West Virginia (2016)
Interceptions	None

CAREER STATS

TACKLES	G	UA	A	Tot.	TFL	Yds	PD	FF	FR	Blkd	QBH
2015	11	4	6	10	0.0	0	0	0	0	0	0
2016	6	6	1	7	0.0	0	0	0	0	0	0
TOTAL	17	10	7	17	0.0	0	0	0	0	0	0

PLAYER BIOS



43 NOAH HESS

DS | 6-2 | 195 | So.-SQ
Houston, Texas / Cy Fair H.S.



2016 SEASON (REDSHIRT FRESHMAN)

Did not play ... scout team member.

2015 SEASON (FRESHMAN)

Redshirt season.

HIGH SCHOOL

Attended Cy Fair High School in Houston, Texas ... played wide receiver and was also the team's long snapper during prep career.

PERSONAL

Noah Hess ... a management major in the Texas Tech Rawls College of Business.



88 JA'DEION HIGH

WR | 5-11 | 175 | Sr.-2L
Hereford, Texas / Hereford H.S.



2016 SEASON (JUNIOR)

Played in first three games of the year before an injury ended his season ... caught six passes for 54 yards and a touchdown on the season, all of which that came in season opener versus Stephen F. Austin (9/3) ... his 54 receiving yards marked a career high ... his nine-yard touchdown catch from Nic Shimonek, meanwhile, marked the first of his career.

2015 SEASON (SOPHOMORE)

Played in nine games and made five starts, compiling eight catches and 111 yards ... made first career start in season opener against Sam Houston State (9/5) ... recorded first career catch against the Bearkats ... finished with three receptions for 54 yards ... also saw action against UTEP, (9/12) Arkansas (9/19) and Baylor (10/3)... earned second start of the season against Iowa State ... caught three passes for 49 yards against the Cyclones (10/10) ... inserted into the starting lineup once again at Kansas (10/17) ... finished with two receptions for eight yards against the Jayhawks ... recovered crucial onside kicks in back-to-back games against Kansas State (11/14) and Texas (11/26), both of which sealed Red Raider victories.

2014 SEASON (REDSHIRT FRESHMAN)

Played in four games primarily on special teams.

2013 SEASON (FRESHMAN)

Redshirt season ... did not play.

HIGH SCHOOL

Attended Hereford High School in Hereford, Texas ... received first team All-District honors as a senior ... tallied 60 receptions for 860 yards with eight touchdowns in 2013 ... was also a standout prep baseball player while receiving first team All-District 4-4A as an outfielder during senior season in 2013 ... High School Coach: Don Delozier.

PERSONAL

Ja'Deion Theary High ... born in Hereford, Texas ... son of Elva and J.D. High ... has five siblings, Josh, Monique, Jonathan, Sway and Jenuess ... a kinesiology major at Texas Tech.

CAREER HIGHS

Touchdowns	1, vs. Stephen F. Austin (2016)
Receptions	6, vs. Stephen F. Austin (2016)
Receiving Yards	54, twice, vs. Stephen F. Austin (2016)*
Receiving Touchdowns	1, vs. Stephen F. Austin (2016)
Long Reception	49 yards, vs. Iowa State (2015)
All-Purpose Yards	54, twice, vs. Stephen F. Austin (2016)*

* Indicates most recent high

CAREER STATS

RECEIVING	G	Rec	Yds	TD	Lg	Rec/G	Avg/C	Avg/G
2014	4	0	0	0	0.0	0.0	0.0	0.0
2015	9	8	111	0	31	0.9	13.9	12.3
2016	3	6	54	1	15	2.0	9.0	18.0
TOTAL	16	14	165	1	31	0.9	11.8	10.3



14 KALEB HILL

DL | 6-1 | 230 | Jr.-SQ
Schertz, Texas / Samuel Clemens H.S.
Boise State



2016 SEASON (SOPHOMORE)

Sat out his entire sophomore campaign due to NCAA transfer rules ... key member of the scout team.

BOISE STATE (2014-15 SEASONS)

Played in one game during his career at Boise State which came against Idaho State in 2015 ... redshirted his 2014 true freshman season.

HIGH SCHOOL

Attended Samuel Clemens High School in Schertz, Texas ... served as team co-captain as a senior ... earned first team All-District honors and second team All-Area honors his senior year ... recorded 75 tackles (30 solo), including 20 for a loss, as well as 13 sacks in 2013 ... also forced six fumbles, had a fumble recovery and broke up four passes that season ... was a two-time Defensive Player of the Week honoree by the San Antonio Express-News ... posted four sacks while recovering four fumbles as a junior in 2012 ... junior campaign also featured a 52-yard interception return for a touchdown ... listed as a three-star recruit coming out of high school by ESPN, Rivals and 247Sports ... high school coach: Jared Johnson.

PERSONAL

Kaleb Hill ... born in Schertz, Texas ... has a twin brother, Kolin, who is also a member of the Red Raider defensive line ... a university studies major at Texas Tech.



13 KOLIN HILL

DL | 6-2 | 245 | Jr.-1L
Schertz, Texas / Samuel Clemens H.S.
Notre Dame



2016 SEASON (REDSHIRT SOPHOMORE)

Played a significant role in his first season as a Red Raider ... saw action in all 12 games with 11 starts ... totaled 32 tackles (21 solo) on the year which ranked third among defensive linemen ... added four tackles for a loss, a sack, two quarterback hurries and three pass breakups ... led the defensive line for pass breakups ... tied for second on the team for quarterback hurries ... **SEASON HIGHLIGHTS** ... made his Red Raider debut with two tackles, a sack and a pass breakup against Stephen F. Austin (9/3) ... recorded a season-high four tackles the following week at Arizona State (9/10) ... also had four tackles against both Texas (11/5) and Iowa State (11/19) ... posted three tackles against the likes of Louisiana Tech (9/17), Kansas (9/29) and TCU (10/29) ... both of his tackles at Kansas State (10/8) went for a loss, marking a career high ... other two pass breakups came against Louisiana Tech and Texas ... ended the year with two tackles and a quarterback hurry against Baylor (11/25).

2015 SEASON (SOPHOMORE)

Redshirt season ... did not play.

2014 SEASON (FRESHMAN AT NOTRE DAME)

Played in nine games as a true freshman at Notre Dame ... did not play in the season opener vs. Rice (8/30) or against No. 2 Florida State (10/18), No. 11 Arizona State (11/8) and Northwestern (11/15) ... recorded seven tackles, two and a half for a loss and two sacks ... became the 11th different Irish freshman to see the field when he debuted in a rout of Michigan (9/6) ... posted three tackles, two for a loss, and one and a half sacks against the Wolverines ... registered two tackles, including a half sack, in the 30-14 victory over Purdue (9/13) ... saw action on third-down passing situations but did not register any statistics in the 31-15 victory over Syr-

CONTENTS

RED RAIDERS

STAFF

'16 REVIEW

HISTORY

RECORDS

TEXAS TECH

PLAYER BIOS

acuse (9/27) ... collected an assisted tackle in the 17-14 victory over No. 14 Stan-ford (10/4) ... played in the 50-43 victory over North Carolina (10/11), but did not register any stats ... picked up a solo tackle in the 49-39 victory over Navy (11/1) ... saw action against Louisville (11/22), USC (11/29) and LSU (12/30) but did not register any stats.

HIGH SCHOOL

Attended Samuel Clemens High School in Schertz, Texas ... member of *San Antonio Express-News* All-Area Sub-5A first team as a senior ... District 27-4A defensive MVP that season as well ... honorable mention defensive lineman on 2013 Texas Associated Press Sports Editors Class 4A all-state team ... made 96 tackles and 13 sacks, forced two fumbles and knocked down 10 passes as a senior defensive end in 2013 ... helped Clemens to 8-3 campaign and first playoff berth in four years in 2013 after 0-10 mark in 2012 as a junior ... Texas UIL District 27-4A second team defensive lineman as a junior in 2012.

PERSONAL

Kolin Hill ... born in Schertz, Texas ... has a twin brother, Kaleb, who was his team-mate in high school ... Kaleb Hill joined the Red Raider football program prior to the 2016 season as a transfer from Boise State ... majoring in university studies at Texas Tech.

CAREER HIGHS

Tackles	4, 3x, at Iowa State (2016)*
Tackles For Loss	2.0, at Kansas State (2016)
Sacks	1.0, vs. Stephen F. Austin (2016)
Interceptions	None
Fumbles Forced	None
Fumbles Recovered	None
Quarterback Hurries	1, twice, vs. Baylor (2016)*
Pass Breakups	1, 3x, vs. Texas (2016)*

* Indicates most recent high

CAREER STATS

TACKLES	G	UA	A	Tot.	TFL	Yds	PD	FF	FR	Blkd	QBH
2016	12	21	11	32	4.0	5	3	0	0	0	2

SACKS	G	UA	A	Total	Yds
2016	12	1	0	1.0	2



6 D'VONTA HINTON

LB | 5-9 | 230 | Jr.-2L
Texas City, Texas / Texas City H.S.



2016 SEASON (SOPHOMORE)

Saw action in five games as a true sophomore, including four starts ... missed the second half of the season due to injury ... totaled 19 tackles (17 solo), including one for a loss ... also had a quarterback hurry ... **SEASON HIGHLIGHTS** ... began the year with three tackles, including one for a loss, versus Stephen F. Austin (9/3) ... missed the Arizona State (9/10) game ... recorded a season-high six tackles against Louisiana Tech (9/17) ... posted two tackles and a quarterback hurry in Big 12 opener against Kansas (9/29) before adding five tackles the following week at Kansas State (10/8) ... his quarterback hurry versus Kansas was the first of his career ... ended his season with three tackles against West Virginia (10/15).

2015 SEASON (FRESHMAN)

One of two true freshmen to see action defensively in 2015 (Breiden Fehoko), playing in all 13 games, including five starts ... inserted on special teams as well as at linebacker ... **SEASON HIGHLIGHTS** ... made first career tackle against UTEP ... finished with three tackles against the Miners ... added a tackle in road victory at Arkansas ... recorded best performance of the season against Baylor with five tackles ... followed up with three tackles against Iowa State ... made first career start at Kansas ... was second on the team with a career-high nine tackles in victory over the Jayhawks ... totaled three tackles at Oklahoma ... totaled four tackles against Oklahoma State, including the first tackle for loss of his career and his first-career forced fumble ... had the best game of his young career against West Virginia, registering a

career-best 12 tackles, a career best-matching 1.0 tackles for loss and the first two quarterback hurries of his career ... logged first career sack in victory over Kansas State ... sack went along with three tackles, two of which went for a loss (career high) ... led the team with eight tackles at Texas ... also had 1.5 tackles for loss and the second sack of his career.

HIGH SCHOOL

Attended Texas City High School, in Texas City, Texas ... three-star prospect by Rivals, Scout, ESPN and 247sports ... finalist for the Houston Touchdown Club Defensive Player of the Year ... First Team All-District 23-5A ... First Team All-State in 2013 ... three-time Galveston County Daily News All-County Defensive Player of the Year ... team captain ... three-year starter ... set Texas City's single season tackles record as both a sophomore and a senior ... recorded 374 career tackles along with 58 tackles for loss ... posted 92 tackles in 2014 along with 13 tackles for loss and three sacks.

PERSONAL

D'Vonta Hinton ... a management major at the Texas Tech Rawls College of Business.

CAREER HIGHS

Tackles	12, at West Virginia (2015)
Tackles For Loss	2.0, vs. Kansas State (2015)
Sacks	1.0, twice, at Texas (2015)*
Interceptions	None
Fumbles Forced	1, vs. Oklahoma State (2015)
Fumbles Recovered	None
Quarterback Hurries	1, 3x, vs. Kansas (2016)*
Pass Breakups	None

* Indicates most recent high

CAREER STATS

TACKLES	G	UA	A	Tot.	TFL	Yds	PD	FF	FR	Blkd	QBH
2015	13	32	21	53	5.5	25	0	1	0	0	2
2016	5	17	2	19	1.0	1	0	0	0	0	1
TOTAL	18	49	23	72	6.5	26	0	1	0	0	3

SACKS	G	UA	A	Total	Yds
2015	13	2	0	2.0	18
2016	5	0	0	0.0	0
TOTAL	18	2	0	2.0	18



53 ELI HOWARD

DL | 6-4 | 260 | So.-5Q
San Angelo, Texas / Central H.S.
North Texas



2016 SEASON (REDSHIRT FRESHMAN)

Sat out due to NCAA transfer rules ... recognized by coaches as one of Texas Tech's top members of the scout team.

2015 SEASON (FRESHMAN AT NORTH TEXAS)

Redshirt season ... attended North Texas in the fall before transferring to Texas Tech in time for 2016 spring practices.

HIGH SCHOOL

Attended Central High School in San Angelo, Texas ... one of the best defensive line-men in West Texas a senior ... totaled 61 tackles that year, including 11 that went for a loss ... recorded six sacks, two fumble recoveries, two forced fumbles and an interception as well ... earned District 3-6A Defensive MVP honors ... was named to the All-West Texas Super Team by the San Angelo Standard-Times ... was a quarter-back up until his junior year of high school ... recorded 35 tackles, including five for a loss, while totaling sacks to earn first team All-District 2-5A honors as a junior ... helped lead Central to the regional finals his senior year and the area round his junior season ... High School Coach: Brent Davis.

PERSONAL

Eli Howard ... a business administration major at Texas Tech.

PLAYER BIOS



7 JAH'SHAWN JOHNSON

DB | 5-10 | 185 | Jr.-2L
Ennis, Texas / Ennis H.S.



2016 SEASON (SOPHOMORE)

Became Texas Tech's second-leading tackler as a sophomore ... played and started in all 12 games ... joined Breiden Fehoko as the only Red Raider defensive players to start in all 12 games ... now started in each of his past 25 games dating back to the start of his 2015 redshirt freshman campaign ... posted 77 tackles on the year (57 solo) ... also had three tackles for a loss, a sack as well as three forced fumbles and a fumble recovery ... picked off a team-high two passes in the secondary while breaking up six others ... his six pass breakups were tied for second on the team ... **IN NCAA RANKINGS:** ranked 27th for forced fumbles per game (0.25) ... **IN BIG 12 RANKINGS:** ended the year tied with Doriane Armstrong Jr. (Kansas) for the league high in forced fumbles per game ... ranked 17th in the league for passes defended per game (0.67) and 18th for tackles per game (6.4) ... all three of his forced fumbles came during Big 12 play which was tied for the league high with Armstrong ... was also 17th in both tackles per game (6.7) and passes defended per game (0.78) during conference action ... **SEASON HIGHLIGHTS** ... opened the year with four tackles in season opener against Stephen F. Austin (9/3) ... had five tackles, including one for a loss, as well as a pass breakup the following week at Arizona State (9/10) ... closed non-conference play with eight tackles against Louisiana Tech (9/17) ... began Big 12 play with five tackles and an interception against Kansas (9/29) ... posted two tackles and a key pass breakup at Kansas State (10/8) ... had a pass breakup in each of the next two games against West Virginia (10/15) and Oklahoma (10/22) ... recorded 10 tackles against the Mountaineers, his first of four games on the season with at least 10 takedowns ... other performances included a season-high 11 tackles against Texas (11/5) and then 10 versus both Oklahoma State (11/12) and Baylor (11/25) ... Texas game also featured his first forced fumble of the season and a pass breakup ... forced fumbles in each of the final two games as well against Iowa State (11/19) and Baylor ... contributed to three total turnovers against Baylor with his fifth career forced fumble in the first quarter, a fumble recovery in the third quarter and an interception midway through the fourth ... also added his first career sack in the second quarter.

2015 SEASON (REDSHIRT FRESHMAN)

Started at safety in each of Texas Tech's 13 games ... played a role in eight turnovers on the season (four forced fumbles, two fumble recoveries, two interceptions) ... finished with 85 tackles, which ranked third on the team ... ranked second nationally and led the Big 12 in fumbles recovered (four) ... his four fumble recoveries are the most for a Red Raider since Franklin Mitchem had three in 2009 ... **SEASON HIGHLIGHTS** ... opened the year with six tackles and a forced fumble against Sam Houston State ... followed with three tackles the next week against UTEP ... had a memorable performance at Arkansas, finishing with a team-high 16 tackles ... marked the most tackles for a Red Raider since Keenon Ward posted 16 against West Virginia in 2014 ... forced and recovered a late fumble to seal victory over Arkansas ... named the Big 12 Defensive Player of the Week (Sept. 21) ... tacked on eight more tackles to his total, including one tackle for loss against TCU ... had four tackles against Baylor ... recorded six tackles in victory over Iowa State ... sealed Texas Tech's victory at Kansas with an interception that was returned 27 yards for a touchdown ... the pick-six went along with a seven tackle performance ... part of another turnover at Oklahoma with his third fumble recovery of the season ... returned fumble

50 yards to set up Texas Tech's first touchdown ... added five tackles against Oklahoma ... had three tackles, including half a tackle for loss against Oklahoma State before being disqualified due to a targeting penalty in the first half ... had yet another double-digit tackle performance at West Virginia ... totaled 11 tackles against the Mountaineers ... recorded both Texas Tech's turnovers in victory over Kansas State with a fumble recovery in the first quarter and then an interception to end the game ... logged six tackles in the victory as well ... recorded five tackles in the win at Texas ... finished with five tackles and a pass breakup in the AdvoCare V100 Texas Bowl vs. LSU (12/29) ... **AWARDS AND HONORS** ... All-Big 12 Honorable Mention (Coaches).

2014 SEASON (FRESHMAN)

Played in four games with five tackles (four solo) and one interception ... missed the final eight games of the season due to injury ... made first career interception at No. 24 Oklahoma State (9/25) ... made one tackle (solo) against Arkansas (9/13) ... made one tackle (assisted) at UTEP (9/4) ... made career debut in season opener with a season-high three tackles (all solo) against Central Arkansas (8/30) ... granted a medical waiver from NCAA following the season.

HIGH SCHOOL

Attended Ennis High School in Ennis, Texas ... three-star prospect by Rivals, Scout, 247Sports and ESPN ... compiled 114 tackles, seven interceptions, 11 pass breakups, two forced fumbles and two fumble recoveries as a senior ... earned first team all-state as a senior ... named first team all-area ... member of the Rivals listing of the Texas Top 100 ... **CHOSE TEXAS TECH OVER:** Oklahoma State, Baylor and TCU.

PERSONAL

Jah'Shawn Devon Johnson ... born in Waxahachie, Texas ... son of Tamara Johnson and Keith Davis ... has an older brother, Jalen Johnson, two younger brothers, Keith Davis II and Noah Davis, and two younger sisters, Jada Johnson and Kiara Davis ... father played football at Sam Houston State before beginning a NFL career with the Dallas Cowboys (2002-07, 2008), Miami Dolphins (2008) and Oakland Raiders (2009) ... a sport management major at Texas Tech.

CAREER HIGHS

Touchdowns	1, at Kansas (2015)
Tackles	16, at Arkansas (2015)
Tackles For Loss	1.0, 6x, at Oklahoma State (2016)*
Interceptions	1, 4x, vs. Kansas (2016)*
Fumbles Forced	1, 3x, vs. Texas (2016)*
Fumbles Recovered	1, 4x, vs. Kansas State (2015)*
Pass Breakups	1, 8x, at Oklahoma State (2016)*

* Indicates most recent high

CAREER STATS

TACKLES	G	UA	A	Tot.	TFL	Yds	PD	FF	FR	Bldkd	QBH
2014	4	4	1	5	0.0	0	1	0	0	0	0
2015	13	45	40	85	4.5	7	5	2	4	0	0
2016	12	57	20	77	3.0	10	8	3	1	0	0
TOTAL	29	106	61	167	7.5	17	14	5	5	0	0

INTERCEPTIONS

INTERCEPTIONS	G	No.	Yds	TD	Lg	Avg/R	Avg/G
2014	4	1	0	0	0	0.0	0.0
2015	13	2	59	1	32	29.5	4.5
2016	12	2	15	0	15	7.5	1.2
TOTAL	29	5	74	1	32	14.8	2.6



CONTENTS

RED RAIDERS

STAFF

'16 REVIEW

HISTORY

RECORDS

TEXAS TECH

PLAYER BIOS



8 JAMILE JOHNSON

LB | 6-1 | 230 | So.-SQ
Dallas, Texas / South Oak Cliff H.S.



2016 SEASON (REDSHIRT FRESHMAN)

Saw action in two games as a redshirt freshman which came at Arizona State (9/10) and Oklahoma State (11/12) ... played a significant role on scout team.

2015 SEASON (FRESHMAN)

Redshirt season ... did not play.

HIGH SCHOOL

Attended South Oak Cliff High School in Dallas, Texas ... played under current Red Raider outside receivers coach Emmett Jones ... listed as a four-star prospect by ESPN ... three-star prospect by Rivals, Scout and 247Sports ... member of the ESPN 300 (No. 234) ... 2015 Semper Fi All-American ... selected to the U-19 USA National Team ... First Team All-District 13-5A as a senior ... **CHOSE TEXAS TECH OVER:** Texas, Arkansas, Oklahoma, TCU and Nebraska.

PERSONAL

Jamile Johnson ... a human sciences major at Texas Tech.



92 NOAH JONES

DL | 6-3 | 255 | Fr.-RS
Moore, Okla. / Southmoore H.S.



2016 SEASON (FRESHMAN)

Redshirt season ... scout team member ... did not play.

HIGH SCHOOL

Graduate of Southmoore High School in Moore, Okla. ... played three varsity football seasons for head coach Jeremy Stark ... named to the USA Today Oklahoma All-State first team ... two-time All-District Class 6A D1-2 Defensive Player of the Year and first team honoree ... two-time All-Central Oklahoma Athletic Conference first team and Defensive Lineman of the Year selection ... named to the Daily Oklahoman All-State second team ... accumulated 138 total tackles (96 solo), 11.0 sacks with two forced fumbles and two fumble recoveries over his three-year career ... concluded his senior season with 47 total tackles (30 solo), seven tackles for loss, 4.0 sacks and 15 quarterback hurries in 10 games ... led Moore to a No. 7 state ranking in the state, 9-2 overall and 7-1 district record as a defensive end/tackle and tight end ... consensus three-star recruit ... no. 7 player in the state and No. 31 nationally by Rivals ... three-star recruit, ranked the state's No. 11 player, nation's No. 105 defensive end by ESPN ... **CHOSE TEXAS TECH OVER:** Kansas, Kansas State, Navy and Army and received interest from Oklahoma, Oklahoma State, Oregon and Tulsa.

PERSONAL

Noah L. Jones ... son of Aubrey Jones, who competed in track and field at the University of Oklahoma and won three NCAA championships (mile relay) as a sprinter ... a university studies major at Texas Tech.



40 CONNOR KILLIAN

DS/RB | 6-2 | 235 | Fr.-RS
Keller, Texas / Keller H.S.



2016 SEASON (FRESHMAN)

Redshirt season ... scout team member ... did not play ... moved to a blocking back role during spring practice in addition to his role as a deep snapper.

HIGH SCHOOL

Attended Keller High School in Keller, Texas ... was a tight end and blocking back for most of his career before moving to linebacker as a senior ... was the team's long snapper throughout his prep career ... recorded 73 tackles, including four for

a loss as a senior ... also posted three sacks and an interception ... was a first team All-District 5-6A honoree as a junior ... earned first team All-District 5-6A accolades again as a senior ... successful in the classroom as well as a second team Academic All-State recipient ... high school coach: Carl Stralow ... father, Chris Killian, was the school's defensive line coach.

PERSONAL

William Connor Killian ... a sports management major at Texas Tech.



57 MICHAEL MAYS

DL | 6-1 | 230 | Jr.-SQ
Houston, Texas / Cypress Ridge H.S.



2016 SEASON (SOPHOMORE)

Scout team member ... did not play.

HIGH SCHOOL

Attended Cypress Ridge High School in Houston, Texas.

PERSONAL

Michael Mays ... a kinesiology major at Texas Tech.



98 NICK MCCANN

DL | 6-2 | 310 | Fr.-RS
Texarkana, Ark. / Arkansas City H.S.



2016 SEASON (FRESHMAN)

Redshirt season ... scout team member ... did not play.

HIGH SCHOOL

Graduate of Arkansas City High School in Texarkana, Ark. ... played three years of varsity football for head coach Todd Ledford ... two-time Arkansas Class 6A South All-State selection ... named to the USA Today All-State Arkansas second team ... named to the Farm Bureau Awards Watch List ... selected to the 247Sports Arkansas All-State first team ... preseason All-Arkansas senior team pick ... ranked among area players with 93 total tackles, two forced fumbles and two interceptions during his senior season ... totaled 85 tackles, five sacks, two forced fumbles and two interceptions as a senior in 2015 ... registered 87 tackles, 15 sacks and recovered three fumbles as a junior ... guided Texarkana to a 5-7 record and playoff appearance as a junior ... participated in the Offense-Defense All-American Bowl in Daytona Beach, Florida following senior season ... consensus three-star recruit ... rated the state of Arkansas' No. 7 ranked player by Rivals ... ranked No. 9 player in Arkansas and the nation's No. 59 defensive tackle recruit by 247Sports ... ranked the state's No. 6 player and No. 53 among defensive linemen nationally by ESPN ... **CHOSE TEXAS TECH OVER:** Baylor, Kansas, Oklahoma State, Texas and SMU with interest from Texas A&M and Arkansas.

PERSONAL

Nicholas I. McCann ... brother Kendrick is a defensive lineman at Southern Arkansas ... a Restaurant, Hotel and Institutional Management major at Texas Tech.

PLAYER BIOS



88 HOUSTON MILLER

DL | 6-4 | 260 | Fr.-RS
Keller, Texas / Keller H.S.



2016 SEASON (FRESHMAN)

Redshirt season ... scout team member ... did not play.

HIGH SCHOOL

Graduate of Keller High School in Keller, Texas where he played three years of varsity football for head coach Carl Stralow ... played defensive end and outside linebacker ... named to the Associated Press Class 6A All-State First Team ... selected the Fort Worth Star-Telegram and DFW Defensive Player of the Year ... named to the *Dallas Morning News* All-Area Second Team (Defense) ... over his three-year varsity career with the Indians, amassed 239 total tackles (167 solo), 28.0 tackles for loss, 12.0 sacks, 19 quarterback hurries, caused 10 fumbles and blocked two field goals in 31 career games ... concluded senior year with 119 tackles, 16 tackles for loss, nine sacks, 15 hurries and five forced fumbles ... earned first team All-District 5-6A honors and Special Teams Player of the Year accolades as a junior ... rated as a three-star recruit, the nation's No. 77 overall weakside defensive end and the state of Texas' No. 146 player by 247 Sports ... ranked a four-star, the state's No. 9 defensive end prospect and national No. 42 defensive end recruit by Scout.com ... three-star recruit, ranked as the nation's No. 125 defensive end prospect and state's No. 162 overall recruit by ESPN ... **CHOSE TEXAS TECH OVER:** Air Force, Boston College, California, Colorado, Colorado State, Duke, Iowa, Minnesota, Arkansas, Baylor, Kansas State, Missouri, Oklahoma, Oklahoma State, TCU and Texas

PERSONAL

Houston M. Miller ... son of Doug and Lori Miller... a sport management major at Texas Tech.



26 KEVIN MOORE

DB | 6-1 | 195 | So.-1L
Lafayette, La. / Acadiana H.S.



2016 SEASON (FRESHMAN)

One of three true freshmen defensive backs who saw action during 2016 campaign ... appeared in 11 games, missing only the Iowa State contest (11/19) ... saw time in the secondary but really shined on special teams ... was one of Texas Tech's top tacklers on its punt and kickoff units ... bulk of his 13 tackles (all solo) came via special teams ... also recorded a pair of quarterback hurries on blitzes ... **SEASON HIGHLIGHTS** ... made Red Raider debut with three tackles in season opener versus Stephen F. Austin (9/3) ... recognized as the coaching staff's Special Teams Player of the Week following win over the Lumberjacks ... had two tackles the following week at Arizona State (9/10) ... posted two tackles in three other games as well: versus West Virginia (10/15), at TCU (10/19) and the neutral-site win over Baylor (11/25) ... recorded his two quarterback hurries in Big 12 opener against Kansas (9/29) as well as road win at TCU.

HIGH SCHOOL

Graduate of Acadiana High School in Lafayette, La. ... played three years of varsity football for head coach Ted Davidson ... two-time Class 5A All-State selection, including first team honors as a senior ... two-time Louisiana Football Coaches Association First Team All-State selection ... two-time Acadiana Area District 3-5A Defensive Most Valuable Player ... three-time District 3-5A First Team Defense selection ... three-year starter ... concluded three-year varsity career with 381 total tackles (232 solo), 15 sacks, 28 total tackles for loss, seven interceptions, 12 pass breakups and two fumble recoveries ... led Acadiana to the District 3-5A championship (6-0), state playoff berth and 8-3 overall record as a senior ... named a Class 5A All-State honorable mention selection following his junior year ... three-star, No. 2 linebacker in Louisiana and rated No. 70 linebacker nationally by Scout ... three-star recruit, ranked the No. 59 player in the state of Louisiana and No. 58 safety/linebacker overall by 247Sports ... **CHOSE TEXAS TECH OVER:** Arizona State, Oklahoma State, California, Kansas State, Louisville, Miami, Fla., Utah and Texas.

PERSONAL

Kevin W. Moore ... a sport management major at Texas Tech.

CAREER HIGHS

Tackles	3, vs. Stephen F. Austin (2016)
Tackles For Loss	None
Sacks	None
Interceptions	None
Fumbles Forced	None
Fumbles Recovered	None
Quarterback Hurries	1, twice, at TCU (2016)*
Pass Breakups	None

* Indicates most recent high

CAREER STATS

TACKLES	G	UA	A	Tot.	TFL	Yds	PD	FF	FR	Bkd	QBH
2016	11	13	0	13	0.0	0	0	0	0	0	2



51 TONY MORALES

OL | 6-3 | 290 | Sr.-2L
Arlington, Texas / Sam Houston H.S.



2016 SEASON (SENIOR)

Started all 12 games for the Red Raiders at center ... provided a young offensive line with veteran leadership in the middle ... moved to center during preseason camp after spending most of the 2015 campaign at right guard ... helped pave the way for a Red Raider offense that ended the year as the nation's leader in passing offense and total offense ... the Tech offense also ranked among the nation's leaders in third-down conversion percentage (third), first downs offense (third) and scoring offense (fifth) ... was granted an extension by the NCAA that will allow him to continue his eligibility for the 2017 season ... **AWARDS AND HONORS** ... named to the Academic All-Big 12 first team ... was one of five conference student-athletes nominated with a perfect 4.0 GPA.

2015 SEASON (SENIOR)

Appeared in 10 games in 2015 with six starts, all at right guard ... made his first career start as a Red Raider against Sam Houston State (9/5) ... part of a Texas Tech offensive line that surrendered just 27 sacks in 2015 and ranked among the top units in the country for least tackles for a loss allowed ... saw most action of the year since season opener against Baylor (10/3) ... returned to the starting lineup against Iowa State (10/10) ... also earned starts against Kansas (10/17), Oklahoma (10/24), Oklahoma State (10/31) and West Virginia (11/7).

2014 SEASON (JUNIOR)

Missed season due to injury ... did not play.

2013 SEASON (SOPHOMORE)

Missed season due to injury ... did not play.

2012 SEASON (REDSHIRT FRESHMAN)

Missed season due to injury ... did not play.

2011 SEASON (FRESHMAN)

Medical redshirt season ... did not play.

HIGH SCHOOL

Attended Sam Houston High School in Arlington, Texas ... four-star prospect by both Rivals and Scout ... three-star by ESPN.com ... ranked as the No. 3 center in the nation according to Scout and the No. 5 center by Rivals ... No. 4 pass blocking lineman nationally by Rivals ... No. 37 on Superprep Texas 120 ... named a starter at left guard for the U.S. Army All-American Bowl ... member of Dave Campbell's Top 300 and Top 25 offensive line ... PrepStar All-American ... First-Team District 4-5A ... twin brother Alfredo also signed with Texas Tech ... High School Coach: Danny Edelman.

PERSONAL

Tony Morales ... born in Dallas, Texas ... son of Alfredo and Belen Morales ... has a twin brother, Alfredo, and a younger sister, Adrian ... Alfredo, finished his Tech career in 2015 ... enrolled in graduate school, focusing on interdisciplinary studies.

PLAYER BIOS

**95 TALOR NUNEZ**DL | 6-4 | 265 | Sr-3L
Midland, Texas / Lee H.S.**2016 SEASON (JUNIOR)**

Appeared in all 12 games as a junior while making two starts ... member of most of Texas Tech's special teams units ... also saw significant time on the defensive line ... two starts came against Oklahoma (10/22) and TCU (10/29) ... did not record a tackle on the season but managed one quarterback hurry ... took part in one of the Red Raiders' top special teams plays of the year at Oklahoma State ... helped Tech secure a first down after catching a 15-yard pass from Michael Barden on a fake punt attempt ... **AWARDS AND HONORS** ... Academic All-Big 12 first team selection ... recognized as the McAuley Distinguished Engineering Student Award recipient through the Ed Whitacre College of Engineering in May 2017.

2015 SEASON (SOPHOMORE)

Played in the first two games of the season before being sidelined due to injury ... registered a career-high three tackles in the season opener against Sam Houston State (9/5).

2014 SEASON (REDSHIRT FRESHMAN)

Saw action in 12 games primarily on special teams and as a reserve on defense ... made first career tackle (assisted) at No. 10 TCU (10/25) while also posting first career tackle for loss (0.5) ... made career debut in season opener against Central Arkansas (8/30) on special teams ... **AWARDS AND HONORS** ... Academic All-Big 12 first team honoree.

2013 SEASON (FRESHMAN)

Redshirt season ... scout team member ... did not play.

HIGH SCHOOL

Attended Midland Lee High School in Midland, Texas ... earned first team All-District 2-5A at the utility position ... earned second team all-district following 2012 season at quarterback ... High School Coach: James Morton.

PERSONAL

Talor Domingo Nunez ... born in Arlington, Texas ... son of Domingo and Elizabeth Nunez ... has three younger brothers, Kaleb, Isaiah and Elijah ... married his wife, Kaylee, in May 2017 ... earned his degree in mechanical engineering from Texas Tech University prior to his senior season ... currently enrolled in graduate school.

CAREER HIGHS

Tackles	3, vs. Sam Houston State (2015)
Tackles For Loss	0.5, at TCU (2014)
Sacks	None
Interceptions	None
Fumbles Forced	None
Fumbles Recovered	None
Quarterback Hurries	1, vs. West Virginia (2016)
Pass Breakups	None

CAREER STATS

TACKLES	G	UA	A	Tot.	TFL	Yds	PD	FF	FR	Bikd	QBH
2014	12	0	1	1	0.5	1	0	0	0	0	0
2015	2	3	0	3	0.0	0	0	0	0	0	0
2016	12	0	0	0	0.0	0	0	0	0	0	1
TOTAL	26	3	1	4	0.5	1	0	0	0	0	1

**75 GIOVANNI PANCOTTI**OL | 6-6 | 310 | Fr-RS
Houston, Texas / Episcopal H.S.**2016 SEASON (FRESHMAN)**

Redshirt season ... scout team member ... did not play.

HIGH SCHOOL

Graduate of Episcopal High School in Houston, Texas ... played three years of varsity football for head coach Steve Leisz ... saw action at offensive tackle and played defensive tackle at times as well ... two-time Southwest Preparatory Conference All-Conference team selection ... selected to the All-South Houston Team ... named the 2015 Houston Touchdown Club Private School Offensive Lineman of the Year ... competed in the Offense-Defense All-American Bowl ... All-VYPE Houston offensive lineman ... finished with 40 pancakes, 49 knockdowns and graded out at 95 percent as a senior ... guided Episcopal to a 9-2 overall record, a perfect 5-0 in district play and a state playoff berth ... three star recruit and ranked the nation's No. 52 offensive lineman and Texas' No. 131 recruit by 247 Sports ... rated three star recruit by Rivals ... three-star recruit, ranked the nation's No. 57 offensive lineman and Texas' No. 9 offensive guard by Scout ... three star recruit, rated the nation's No. 27 offensive lineman and Texas' No. 159 recruit by ESPN ... **CHOSE TEXAS TECH OVER:** Houston, Kansas State, South Carolina, TCU, Oklahoma State, Texas, Baylor, Kansas, Texas A&M and Texas State.

PERSONAL

Giovanni M. Pancotti ... a management major at the Texas Tech Rawls College of Business.

**32 JUSTUS PARKER**DB | 6-0 | 210 | So.-RS
La Vernia, Texas / La Vernia H.S.
Texas Lutheran**2016 SEASON (SOPHOMORE)**

Redshirt season ... sat out due to NCAA transfer policies ... key member of the scout team.

2015 SEASON (FRESHMAN AT TEXAS LUTHERAN)

Saw action in 10 games as a true freshman ... ended the year with 48 tackles (36 solo), including four for a loss ... ranked sixth on the team for tackles ... had one sack as well as a fumble recovery and forced fumble ... picked off a pair of passes, both of which came in season opener at Sul Ross State (9/5) ... recovered his first collegiate fumble versus Southwestern Assemblies of God (9/26) ... also had a season-high 11 tackles in the game as well ... forced his first career fumble a few weeks later at Trinity University (10/31) ... garnered first team All-SCAC honors (Southern Collegiate Athletic Conference) ... one of two conference freshmen to be named to the defensive first team.

HIGH SCHOOL

Attended La Vernia High School in La Vernia, Texas ... played both sides of the both during his prep career ... helped lead La Vernia to a 12-2 record and spot in the Class 4A playoffs his junior year and then a 10-2 campaign as a senior.

PERSONAL

Justus Parker ... a public relations major at Texas Tech.

PLAYER BIOS



10 JOHNATHAN PICONE

LB | 6-1 | 225 | So.-1L
Covington, La. / Mandeville H.S.



2016 SEASON (FRESHMAN)

Saw action in 11 of 12 games as a true freshman ... one of a handful of true freshman defenders to see the playing field during first year on campus ... split time between linebacker and then various roles on special teams ... ended the year with three tackles, two of which that came in season opener against Stephen F. Austin (9/3) ... other tackle came against West Virginia (10/15).

HIGH SCHOOL

Attended Mandeville High School in Mandeville, La. ... played three years of varsity football for head coach Guy LeCompte ... named to USA Today Louisiana All-State second team ... Louisiana All-State honorable mention selection ... selected to the All-District 6-SA first team ... named New Orleans Times-Picayune All-Metro first team defense ... earned District Most Valuable Player honors as a junior ... accumulated 166 tackles (7.5 per game), 14.0 sacks and caused two fumbles over his career ... guided the Skippers to a 10-4 overall record (5-2 district record) in 2015 ... helped lead the team to a state playoff berth before dropping a 7-6 loss to John Ehret in the state semifinals ... named Mandeville's Defensive Player of the Year after leading the squad with 96 total tackles (36 solo), 14.0 tackles for loss and 6.0 sacks for 48 yards as a senior linebacker ... averaged 8.7 tackles per game ... ranked among state leaders in both tackles and sacks ... registered 15 tackles versus University Lab ... finished with 14 tackles vs. Ponchatoula ... totaled 12 tackles and a sack vs. Slidell ... finished with 70 total tackles (6.4 per game), 13.0 tackles for loss and 8.0 sacks as a junior defensive lineman/linebacker ... invited to compete at the All-American Bowl Classic Game ... ranked a three-star recruit and No. 79 linebacker nationally by 247Sports ... rated the nation's No. 57 linebacker and No. 46 overall player in the state of Louisiana by ESPN ... rated the nation's No. 81 linebacker and South's No. 28 outside linebacker by Scout ... rated the No. 45 overall ranked recruit on the New Orleans Times-Picayune Nifty 50 list ... became the first signee from the state of Louisiana at Texas Tech since 2010 ... **CHOSE TEXAS TECH OVER:** Arizona, Colorado State, Texas, Tulane, Kansas State and Louisiana Tech.

PERSONAL

Johnathan Picone (pronounced Pi-cone-ee) ... son of Clint and Peggy Picone ... majoring in kinesiology at Texas Tech.

CAREER HIGHS

Tackles	2, vs. Stephen F. Austin (2016)
Tackles For Loss	None
Sacks	None
Interceptions	None
Fumbles Forced	None
Fumbles Recovered	None
Quarterback Hurries	None
Pass Breakups	None

CAREER STATS

TACKLES	G	UA	A	Tot.	TFL	Yds	PD	FF	FR	Blkd	QBH
2016	11	2	1	3	0.0	0	0	0	0	0	0



3 D.J. POLITE-BRAY

DB | 6-0 | 190 | Sr.-3L
Lithonia, Ga. / Martin Luther King H.S.



2016 SEASON (JUNIOR)

Became a regular in the secondary as a junior ... saw action in 11 games while making nine starts ... his nine starts were his most in his career ... had not previously started a game on the defensive side of the ball ... made 31 tackles (26 solo) which ranked 11th on the team and fifth among defensive backs ... also chipped in a quarterback hurry and five pass breakups ... **SEASON HIGHLIGHTS** ... began the year with a then career-high four tackles against Stephen F. Austin (9/3) ... posted a career high with two pass breakups in the win as well ... snapped his career high

for tackles just a week later with five takedowns, including one for a loss, at Arizona State (9/10) ... his tackle for a loss against the Sun Devils was the first of his career ... matched his career high just two weeks later with five tackles in Big 12 opener against Kansas (9/29) ... also notched his first career quarterback hurry in win over the Jayhawks ... had at least two tackles in each of his next six appearances ... posted two tackles against the likes of Kansas State (10/8), West Virginia (10/15), Oklahoma State (11/12) and Iowa State (11/19) ... recorded four tackles during that stretch against Oklahoma (10/22) and then three at TCU (10/29) ... missed the Texas game (11/5) ... ended the year with a tackle in victory over Baylor (11/25).

2015 SEASON (JUNIOR)

Redshirt season ... did not play.

2014 SEASON (SOPHOMORE)

Played in 12 games (2 starts – WR) with 11 receptions, 92 receiving yards, one touchdown and also made one tackle as a defensive back ... tallied one tackle (solo) against No. 5 Baylor (11/29) at AT&T Stadium ... made transition to the defensive side of the ball prior to Week 10 (Oklahoma)... made debut as a defensive back in a back-up role against No. 24 Oklahoma (11/15) while not posting a tackle or pass breakup ... tallied one catch for four yards against Texas (11/1) ... caught one pass for eight yards against West Virginia (10/11)... caught two passes for 28 yards (long 17) at No. 22 Kansas State (10/4) ... caught one pass for 10 yards at No. 24 Oklahoma State (9/25) ... recorded two catches for seven yards while registering first career touchdown against Arkansas (9/13)... made season debut with four receptions for 35 yards (long 15) in season opener against Central Arkansas (8/30).

2013 SEASON (FRESHMAN)

Played in eight games primarily as a backup receiver and on special teams ... made two receptions for five yards ... also recorded a pair of tackles (both solo) on special teams ... made one catch for six yards at Texas (11/28) ... posted one tackle (solo) on special teams in first career Big 12 road game at Kansas (10/5) ... made career debut with one reception (-1 yards) and also recorded a tackle on special teams in first career home game against Stephen F. Austin (9/7).

HIGH SCHOOL

Attended Martin Luther King High School in Lithonia, Ga. ... hauled in 53 catches for 1,063 yards (20 yards per-catch) and 17 touchdowns ... three-star prospect by Rivals; ESPN and Scout ... ranked the No. 75 wide receiver in the 2013 class according to Rivals ... First Team All-State selection ... **CHOSE TEXAS TECH OVER:** Mississippi, Tennessee, Utah and Louisville.

PERSONAL

Demarquis Polite-Bray ... son of Travis and Miriam Bray ... a human sciences major at Texas Tech.

CAREER HIGHS

Tackles	5, twice, vs. Kansas (2016)*
Tackles For Loss	1.0, at Arizona State (2016)
Sacks	None
Interceptions	None
Fumbles Forced	None
Fumbles Recovered	None
Quarterback Hurries	1, vs. Kansas (2016)
Pass Breakups	2, vs. Stephen F. Austin (2016)

CAREER STATS

TACKLES	G	UA	A	Tot.	TFL	Yds	PD	FF	FR	Blkd	QBH
2013	7	2	0	2	0.0	0	0	0	0	0	0
2014	12	1	0	1	0.0	0	0	0	0	0	0
2015	0	0	0	0	0.0	0	0	0	0	0	0
2016	11	26	5	31	1.0	1	5	0	0	0	1
TOTAL	30	29	5	34	1.0	1	5	0	0	0	1

CONTENTS

RED RAIDERS

STAFF

'16 REVIEW

HISTORY

RECORDS

TEXAS TECH

PLAYER BIOS



29 MASON REED

FB | 6-2 | 220 | Jr.-1L
Cisco, Texas / Cisco H.S.



2016 SEASON (SOPHOMORE)

Became Texas Tech's top blocking tight end/fullback as a sophomore ... appeared in 11 of 12 games while making three starts ... was one of the Red Raiders' top options on special teams in addition to his role in the back field ... caught five passes for 96 yards on the year, averaging an impressive 19.2 yards per catch ... also made four tackles on special teams ... **SEASON HIGHLIGHTS** ... made collegiate debut in season opener against Stephen F. Austin (9/3) ... collected first career tackle in Big 12 opener versus Kansas (9/29) ... played a significant role against Oklahoma (10/22), catching three passes for 49 yards, both of which that were career highs ... caught his first of 21 passes that went over 20 yards on the season against the Sooners ... had a 21-yard reception ... other two receptions on the year came at Oklahoma State (11/12) ... was on receiving end of a career-high 24 yard pass and then a 23-yarder against the Cowboys ... also had a career-high two tackles in the game ... made his first career start just a week prior against Texas (11/5) ... other two starts came at Iowa State (11/19) and against Baylor (11/25).

2015 SEASON (REDSHIRT FRESHMAN)

Scout team member ... did not play.

2014 SEASON (FRESHMAN)

Redshirt season ... scout team member ... did not play.

HIGH SCHOOL

Attended Cisco High School in Cisco, Texas ... led team to its first-ever state championship in 2013 with a perfect 16-0 record ... named state title game Defensive MVP ... tallied 164 tackles as a senior ... first team Texas Sports Writers' Association Class 2A All-State ... TSWA Class 2A Defensive Player of the Year ... rushed 119 times for 1,211 yards (10.2 avg.) with 21 touchdowns as a senior ... completed prep career with 40 games played, 433 rushing attempts, 3,945 yards (9.1 avg.) with 75 rushing touchdowns ... High School Coach: Brent West.

PERSONAL

Mason Malone Reed ... born in Cisco, Texas ... son of Deborah and Kevin Reed ... has three sisters, Vanessa Lobstein, Chelsea Henry and Mercedes Reed, and one brother, Jade Reed ... a kinesiology major at Texas Tech.

CAREER HIGHS

Touchdowns	None
Receptions	3, vs. Oklahoma (2016)
Receiving Yards	49, vs. Oklahoma (2016)
Receiving Touchdowns	None
Long Reception	24, at Oklahoma State (2016)
All-Purpose Yards	49, vs. Oklahoma (2016)
Tackles	2, at Oklahoma State (2016)

* Indicates most recent high

CAREER STATS

RECEIVING	G	Rec	Yds	TD	Lg	Rec/G	Avg/C	Avg/G
2016	11	5	96	0	24	0.5	19.2	8.7

TACKLES	G	UA	A	Tot.	TFL	Yds	PD	FF	FR	Blkd	QBH
2016	11	2	2	4	0.0	0	0	0	0	0	0



72 JACK REICHEL

OL | 6-5 | 285 | Jr.-1L
Sacramento, Calif. / West Campus H.S.
American River College



2016 SEASON (SOPHOMORE)

Made two appearances as a junior ... saw action along the offensive line against both Stephen F. Austin (9/3) and Louisiana Tech (9/17).

2015 SEASON (FRESHMAN AT AMERICAN RIVER COLLEGE)

Helped anchor an offensive line that blocked for a highly-productive Beaver offense, which averaged 40 points, 295 passing yards and 195 rushing yards per game in conference play ... Beavers went 7-4, 4-1 in conference play, and advanced to the postseason in his lone year on campus.

HIGH SCHOOL

Attended West Campus High School, in Sacramento, Calif. ... was a two-way player for the Warriors, lining up at guard and defensive tackle ... also played for the basketball program ... High School Coach: Nate Harris.

PERSONAL

Jack A. Reichel ... native of Sacramento, Calif. ... a sociology major at Texas Tech.



16 NIC SHIMONEK

QB | 6-3 | 225 | Sr.-2L
Mildred, Texas / Mildred H.S.
Iowa

2016 SEASON (JUNIOR)

Served as backup quarterback for his junior campaign ... appeared in four games, three of which that came in Big 12 play ... finished with 464 yards and six touchdowns through the air on 38-of-58 passing (65.5%) ... **SEASON HIGHLIGHTS** ... inserted midway through the third quarter in season opener against Stephen F. Austin (9/3) ... finished 18-of-28 for 150 yards and a touchdown versus the Lumberjacks ... came close to 300 passing yards in Big 12 opener against Kansas (9/29) ... totaled 271 yards and four touchdowns through the air after entering early in the third quarter ... three of his four touchdowns against the Jayhawks went for at least 30 yards ... found Keke Coutee on 37 and 31-yard touchdown strikes and then Jonathan Giles on a 59-yard bomb over the middle ... the 59-yard pass marked his longest completion of his career ... finished 4-of-6 for 40 yards and a touchdown after coming on late against West Virginia (10/15) ... final appearance came in a series at Iowa State ... was 1-of-3 overall for three yards.

2015 SEASON (SOPHOMORE)

Saw the field twice for the Red Raiders, playing against UTEP (9/12) and Iowa State (10/10) ... completed an 18-yard pass against the Cyclones ... came out of the 2016 spring listed as the backup quarterback on the depth chart.

2014 SEASON (REDSHIRT FRESHMAN)

Did not play due to NCAA transfer rules.

2013 SEASON (FRESHMAN AT IOWA)

Redshirt season at the University of Iowa.

HIGH SCHOOL

Attended Mildred High School in Mildred, Texas ... finalist for state Player of the Year as a senior ... honorable mention all-state as a senior and junior ... named district and area Offensive Most Valuable Player while earning first team honors as a junior and senior ... first team all-district and all-area as a sophomore ... honorable mention all-district as a freshman ... led prep team to runner-up finish in Texas Class 2A Division II as a senior, helping team post 13-2 overall record ... passed for 2,714 yards and 33 touchdowns as a senior, completing 160-of-252 passes, with just six interceptions ... rushed for 850 yards and 17 touchdowns as a senior ... as a junior completed 193-of-291 attempts for 2,939 yards, 37 touchdowns and three interceptions, while also rushing for 220 yards and nine touchdowns ... team posted 13-1 record in junior season, reaching state semifinals ... completed 139-of-243 at-

PLAYER BIOS

tempts for 1,885 yards and 21 touchdowns as a sophomore, with nine interceptions ... as a freshman, completed 64-of-143 attempts for 673 yards and six touchdowns, with 11 interceptions ... helped team reach state playoffs as a freshman and sophomore ... career totals included 8,211 passing yards and 97 passing touchdowns ... holds school and area passing records for career completions, yards and touchdowns ... named a team captain as a senior ... four-year letterman in basketball and baseball ... carried over a 3.75 GPA ... high school coach: Patrick Harvell.

PERSONAL

Nic Shimonek ... son of Tresa and Kenny Shimonek ... a general business major at Texas Tech.

CAREER HIGHS

Total Touchdowns	4, vs. Kansas (2016)
Pass Completions	18, vs. Stephen F. Austin (2016)
Pass Attempts	28, vs. Stephen F. Austin (2016)
Pass Yards	271, vs. Kansas (2016)
Pass Touchdowns	4, vs. Kansas (2016)
Longest pass	59, vs. Kansas (2016)
Had Intercepted	1, vs. Stephen F. Austin (2016)
Total Offense Attempts	31, vs. Stephen F. Austin (2016)
Total Offense Yards	269, vs. Kansas (2016)
Rush Attempts	3, vs. Stephen F. Austin (2016)
Rush Yards	-2, vs. Kansas (2016)
Rush Touchdowns	None
Long Rush	None

* Indicates most recent high

CAREER STATS

PASSING	G	Att	Cmp	Int	Yds	TD	Lg	Pct	Avg/G	Effic
2015	2	2	1	0	18	0	18	50.0	9.0	125.6
2016	4	58	38	1	464	6	59	65.5	116.0	163.4
TOTAL	6	60	39	1	482	6	59	65.0	80.3	162.1

TOTAL OFFENSE	G	Rush	Pass	Total	Avg/G
2015	2	0	18	18	9.0
2016	4	-31	464	433	108.2
TOTAL	6	-31	482	451	75.2



1 QUAN SHORTS

WR | 6-2 | 195 | So.-1L
Humble, Texas / Atascocita H.S.



2016 SEASON (REDSHIRT FRESHMAN)

Appeared in five games during his first season in scarlet and black ... saw action as both a receiver and on special teams ... made five catches for 124 yards and a touchdown ... bulk of his yardage came on a 81-yard touchdown strike in season finale against Baylor (11/25) ... gave the Red Raiders a 27-7 lead on what was the longest offensive play of the season ... caught one pass for 16 yards in season opener against Stephen F. Austin (9/3) ... recorded a career-high three receptions against Oklahoma (10/22) ... totaled 27 yards through the air against the Sooners ... was part of a Red Raider offense that set a new program record for total offense ... also inserted into both the West Virginia (10/15) and Texas (11/5).

2015 SEASON (FRESHMAN)

Redshirt season ... did not play ... scout team member.

HIGH SCHOOL

Attended Atascocita High School in Humble, Texas ... three-star prospect by Rivals, Scout, ESPN and 247Sports ... garnered first team All-District 16-6A honors ... two-year starter and team captain ... track qualifier in the 100m (10.8) ... caught 39 passes for 706 yards and nine touchdowns ... averaged 18 yards-per-catch ... CHOSE TEXAS TECH OVER: BYU, Colorado, Houston and Utah.

PERSONAL

Quan Shorts ... a general studies major at Texas Tech.

CAREER HIGHS

Touchdowns	1, vs. Baylor (2016)
Receptions	3, vs. Oklahoma (2016)
Receiving Yards	81, vs. Baylor (2016)
Receiving Touchdowns	1, vs. Baylor (2016)
Long Reception	81, vs. Baylor (2016)
All-Purpose Yards	81, vs. Baylor (2016)

* Indicates most recent high

CAREER STATS

RECEIVING	G	Rec	Yds	TD	Lg	Rec/G	Avg/C	Avg/G
2016	5	5	124	1	81	1.0	24.8	24.8



CONTENTS

RED RAIDERS

STAFF

'16 REVIEW

HISTORY

RECORDS

TEXAS TECH

PLAYER BIOS



71 BAILEY SMITH

OL | 6-5 | 300 | So.-1L
Wylie, Texas / Lovejoy H.S.



2016 SEASON (FRESHMAN)

Appeared in three games as a true freshman with one start ... lone start came at left guard against Iowa State (11/19) ... also saw action along the offensive line against both Stephen F. Austin (9/3) and Oklahoma State (11/12) ... member of a Red Raider offense that led the nation in passing offense and total offense ... unit also ranked among the nation's leaders in third-down conversion percentage (third), first downs offense (third) and scoring offense (fifth).

HIGH SCHOOL

Graduate of Lovejoy High School in Lucas, Texas ... played four years of varsity football for head coach Ryan Cox ... earned Scout Class 5A Dallas-Fort Worth All-Area second team honors as an offensive lineman ... two-time All-District 10-5A selection and first team selection as a senior ... two-time first team All-Conference selection ... two-time Herald Democrat first team All-District 10-5A selection ... three-year starter on the offensive line ... two-time team offensive lineman of the year award winner ... totaled 46 pancakes, 54 knockdowns and graded out at 94 percent as a senior ... helped lead the Lovejoy Leopards to an 8-4 overall, 5-2 district record and second round of the Class 5A state playoffs as a senior ... led team to a state playoff berth, 6-5 overall and 6-1 district record as a junior ... three-star recruit, ranked the state's No. 246 player and nation's No. 169 offensive lineman by 247Sports ... three-star recruit, ranked the state's No. 196 player by ESPN ... **CHOSE TEXAS TECH OVER:** UNLV, Arkansas, Texas State, North Texas.

PERSONAL

Bailey A. Smith ... a management major at Texas Tech.



4 DESMON SMITH

DB | 6-2 | 190 | So.-1L
Odessa, Texas / Permian H.S.



2016 SEASON (FRESHMAN)

Appeared in seven games as a true freshman ... one of several true freshmen defensive players who saw action during first year on campus ... finished with 16 tackles (12 solo) either in the secondary or on special teams ... ranked fourth among freshmen in tackles ... **SEASON HIGHLIGHTS** ... made Red Raider debut with a tackle in season opener against Stephen F. Austin (9/3) ... also had a tackle in non-conference finale versus Louisiana Tech (9/17) ... set a season high with six tackles in Big 12 opener against Kansas (9/29) ... posted six tackles again in victory over Baylor that closed the season ... other two tackles on the year came against Texas (11/5) ... **AWARDS AND HONORS** ... named to the All-Big 12 Freshmen second team by Athlon Sports.

HIGH SCHOOL

Graduate of Permian High School in Odessa, Texas ... played three years of varsity football for head coach Blake Feldt ... Associated Press Class 6A All-State honorable mention as a senior ... named the Odessa American Statesman All-Permian Basin Defensive Player of the Year ... two-time 3-6A All-District first team honoree ... named to Dave Campbell's Texas Football Super Defensive Team ... totaled 35 total tackles (18 solo) with four interceptions, nine pass breakups, one forced fumble, one fumble recovery and three tackles for loss as a senior ... saw far less action at cornerback during his senior year ... led Permian to a nine-game win streak, 10-2 overall record, co-district title with a 4-1 slate, bi-district trophy, area No. 1 ranking in 6A and state playoff berth as a senior ... three star prospect, rated the state's No. 148 player and nation's No. 116 cornerback by 247Sports ... three-star recruit, ranked the nation's No. 61 cornerback and state's No. 125 player by ESPN ... **CHOSE TEXAS TECH OVER:** Minnesota, Houston, Kansas, Colorado State, Air Force, Nevada, Rice, SMU and Washington State while receiving interest from Arizona State, Oregon, Michigan State, Ohio State, TCU, Texas and Baylor.

PERSONAL

Desmon Smith ... the first individual from his family to play college football and attend college ... a kinesiology major at Texas Tech.

CAREER HIGHS

Tackles	6, vs. Baylor (2016)
Tackles For Loss	None
Sacks	None
Interceptions	None
Fumbles Forced	None
Fumbles Recovered	None
Quarterback Hurries	None
Pass Breakups	None

CAREER STATS

TACKLES	G	UA	A	Tot.	TFL	Yds	PD	FF	FR	Bkd	QBH
2016	7	12	4	16	0.0	0	0	0	0	0	0



76 PAUL STAWARZ

OL | 6-6 | 295 | Jr.-1L
Channahon, Ill. / Minooka H.S.
College of DuPage



2016 SEASON (REDSHIRT SOPHOMORE)

Appeared in eight games along the offensive line while making eight starts ... all of his starts came over the final eight games of the season ... switched between time at left guard and right guard throughout the year ... made his first career start at right guard at Kansas State (10/8) ... also made starts on the right side against West Virginia (10/15), TCU (10/29), Texas (11/5), Iowa State (11/19) and Baylor (11/25) ... his two starts at left guard came against Oklahoma (10/22) and Oklahoma State (11/12) ... member of a Red Raider offense that led the nation in passing offense and total offense ... unit also ranked among the nation's leaders in third-down conversion percentage (third), first downs offense (third) and scoring offense (fifth).

2015 SEASON (SOPHOMORE)

Redshirt season ... did not play ... scout team member.

2014 SEASON (FRESHMAN AT COLLEGE OF DUPAGE)

Played his freshman season at College of DuPage in Glen Ellyn, Ill. ... NJCAA Region IV All-Region second team selection after helping lead the Chaparrals to a 6-4 record, including a 5-1 mark at home ... member of a Chaparrals offense that averaged 29.2 points per game ... team also averaged 401.6 yards per game, the majority of which that came through the passing game ... signed with Texas Tech with three years of eligibility remaining ... **CHOSE TEXAS TECH OVER:** Appalachian State, Northern Illinois, Coastal Carolina and Murray State.

HIGH SCHOOL

Attended Minooka High School, in Minooka, Ill. ... mainly played center on the offensive line.

PERSONAL

Paul Stawarz ... an economics major at Texas Tech.

PLAYER BIOS



78 TERENCE STEELE

OL | 6-6 | 320 | So.-1L
Cibolo, Texas / Steele H.S.



2016 SEASON (REDSHIRT FRESHMAN)

Started in all 12 games of his redshirt freshman season ... moved to left tackle early on during preseason practices ... named the starter at left tackle for each of the first 10 games of the season before moving to right tackle for the final two contests ... became first Red Raider freshman to start at left tackle dating back to 2000 ... helped boost a Red Raider offense that led the nation in passing yards and total offense ... unit also ranked among the nation's leaders in third-down conversion percentage (third), first downs offense (third) and scoring offense (fifth) ... **AWARDS AND HONORS** ... named to the All-Big 12 Freshmen second team by Athlon Sports.

2015 SEASON (FRESHMAN)

Redshirt season ... did not play.

HIGH SCHOOL

Attended Steele High School in Cibolo, Texas ... three-star prospect by Rivals and ESPN ... second team All-State selection by Dave Campbell's Magazine ... unanimous first team All-District 25-6A selection ... San Antonio Express-News first team All-Area ... multi-year starter on the offensive line ... graded out at 96 percent as a senior in 2014 with 42 pancakes and 55 knockdowns ... **CHOSE TEXAS TECH OVER:** Oklahoma State, BYU, Colorado and Houston.

PERSONAL

Terence Steele ... a sport management major at Texas Tech.



4 JUSTIN STOCKTON

RB | 5-10 | 195 | Sr.-3L
Cibolo, Texas / Steele H.S.



2016 SEASON (JUNIOR)

Appeared in 11 of 12 games as a junior while making six starts in the back field ... totaled 154 yards and a touchdown on the ground after picking up 43 carries ... was once again a dominant force in the passing game with 220 receiving yards and a pair of touchdowns off 21 receptions ... led all running backs in receptions and receiving yards ... ended the year with 374 all-purpose yards ... **SEASON HIGHLIGHTS** ... began the year with six carries for 25 yards and four receptions for 66 yards against Stephen F. Austin (9/3) ... recorded his lone rushing touchdown of the season the following week at Arizona State (9/10) ... finished with 20 yards off seven carries versus the Sun Devils ... also found the endzone through a screen pass that went 75 yards ... marked the longest reception of his career ... his 95 receiving yards in the game were also a new career high ... closed non-conference play with a season-high 11 carries against Louisiana Tech ... totaled 34 yards on the ground to go along with three receptions for 30 yards ... caught three passes for 13 yards at Kansas State (10/8) and then five passes for 21 yards a week later against West Virginia (10/15) ... best performance during Big 12 play came against Oklahoma State ... carried 10 time against the Cowboys for 28 yards ... also found the endzone via a three-yard touchdown reception ... ended the year with four carries for 12 yards in win over Baylor ... **AWARDS AND HONORS** ... preseason candidate for the Doak Walker Award.

2015 SEASON (SOPHOMORE)

Became one of the most explosive players in the country as a sophomore ... recorded a touchdown in eight of 13 games ... appeared in all 13 games while making a pair of starts against Baylor and Kansas ... was the only Red Raider to score in each of the season's first four games ... ranked fourth on the team in scoring (66 points) ... averaged 8.5 yards per touch on year ... boasted an impressive 15.5 yards per catch average ... **SEASON HIGHLIGHTS** ... had a rushing touchdown against Sam Houston State to top off his 25 yards on seven carries (9/5) ... scored a 46-yard touchdown on a screen pass against UTEP (9/12) ... marked longest reception of his career at the time ... was also the most receiving yards in his career ... went 22 yards into the

endzone to virtually lock up the victory at Arkansas (9/19) ... snapped career high with a 50-yard touchdown reception against TCU (9/26) ... snapped career highs with four receptions for 60 yards against Baylor (10/3) ... also carried six times for 33 yards against the Bears ... recorded second career 100-yard performance against Iowa State (10/10) ... finished with 101 yards off seven carries thanks in part to a 54-yard touchdown run late in the third quarter ... carried five times for 17 yards in road victory at Kansas (10/17) ... posted six carries for 31 yards at Oklahoma (10/24) ... found the endzone 46 seconds into the Oklahoma State game on a 42-yard touchdown reception (10/31) ... then put the Red Raiders up 14-0 with another touchdown catch, the first multi-touchdown game of his career ... picked up four rushing yards and had a 32-yard reception at West Virginia (11/7) ... had another strong performance against Kansas State with three total touchdowns - one on the ground and two through the air (11/14) ... finished with two carries for 12 yards and a touchdown as well as five catches for 67 yards ... had two touchdowns in the first quarter alone off a 17-yard pass from Patrick Mahomes and then a seven-yard run up the middle ... added final touchdown off a 20-yard pass from Mahomes in the third quarter ... carried three times for 13 yards and a touchdown in Texas Tech's victory over Texas on Thanksgiving (11/26) ... also caught two passes for 16 yards ... **AWARDS AND HONORS** ... All-Big 12 honorable mention (coaches).

2014 SEASON (FRESHMAN)

Played in 12 games with one start as a true freshman ... finished with 48 carries, 396 rushing yards, four rushing touchdowns, averaged 8.2 yards/carry and made 12 receptions for 76 yards with one receiving touchdown ... also made 16 kickoff returns for 259 yards (16.2 yards per return) ... led the team in rushing touchdowns and yards/carry ... most rushing yards by a Tech freshman since 2002 (Taurean Henderson - 793) ... marked the first time a freshman has led Tech in rushing touchdowns since 2002 (Taurean Henderson - 7) ... marked the most yards/carry (min. 40 att.) by a Red Raider in over 19 years ... **SEASON HIGHLIGHTS** ... caught one pass for four yards and returned six kickoffs for 105 yards (17.5 avg.) against No. 5 Baylor (11/29) at AT&T Stadium ... carried four times for four yards at Iowa State (11/22) ... made three carries for 27 yards (9.0 avg.) with a long of 19 yards and caught a pass for 12 yards against No. 24 Oklahoma (11/15) ... rushed six times for 56 yards (9.3 avg.) against Texas (11/1) ... marked the most rushing yards by a Red Raider freshman against the Longhorns since 2002 (Taurean Henderson - 13 att., 58 yards, 4.3 avg.) ... carried four times for 12 yards at No. 10 TCU (10/25) ... made three carries for 34 yards and a touchdown with a long of 21 yards and averaging 11.3 yards/carry against Kansas (10/18) ... carried five times for 80 yards with a 69-yard rushing touchdown against West Virginia (10/11) ... 69-yard TD run marked the second longest rushing touchdown by a Red Raider in Big 12 history (1996, Byron Hanspard's 72-yard run vs. Oklahoma State at Cowboys Stadium in Irving, on Sept. 7) ... marked the second rushing touchdown of at least 69 yards (75 yards at UTEP) ... rushed only one time for two yards at No. 22 Kansas State (10/4) ... made two carries for a yard and caught one pass for 17 yards at No. 24 Oklahoma State (9/25) ... carried six times for seven yards (long 6) and made two catches out of the backfield for 11 yards (long 8) against Arkansas (9/13) ... made first career start in first career road game while providing a standout performance at UTEP (9/6) with eight carries for 135 rushing yards and a touchdown while averaging 16.9 yards/rush and recording a 75-yard touchdown run against the Miners ... broke a school record averaging 16.9 yards/rush (8 carries, 135 yards) ... broke record of Taurean Henderson (14.1 - vs. Indiana State in 2005 - 10 carries, 141 yards) ... became the first Tech freshman running back to post a 100-yard rushing game since Sept. 21, 2002 when Taurean Henderson rushed for 141 yards on 21 carries and two touchdowns in a 51-48 overtime loss at home against No. 16 NC State ... 75-yard touchdown run marked the longest by a Red Raider since Eric Stephens, Jr. scored on an 86-yard run against Northwestern in the TicketCity Bowl to conclude the 2010 season at the Cotton Bowl in Dallas ... 75-yard touchdown run is the eighth longest touchdown run in school history ... made career debut as one of just five Red Raider true freshmen to play in the season opener against Central Arkansas (8/30) while rushing for 38 yards on six carries with a rushing touchdown and also posting two catches for 17 yards ... became the first Red Raider true freshman running back to score a touchdown in a season opener since 2011 (DeAndre Washington, vs. Texas State - 23 yard run).

HIGH SCHOOL

Attended Steele High School in Cibolo, Texas ... four-star prospect by Scout and ESPN ... three-star prospect by Rivals and 24/7 Sports ... as a senior ran for 2,159 yards on 180 carries and 38 touchdowns ... averaged 12 yards-per-carry ... ended career with over 6,000 rushing yards and averaged 11 yards-per-carry ... Associated Press Class 5A First Team All-State ... San Antonio Express-News Offensive Player of the Year ... scored five touchdowns in the San Antonio Area All-Star Game, including

PLAYER BIOS

kick return touchdowns of 98, 95 and 85 yards ... member of the Rivals Texas Top 100 ... **CHOOSE TEXAS TECH OVER:** Baylor, Oklahoma, UCLA, Oklahoma State and Boise State ... High School Coach: Scott Lehnhoff.

PERSONAL

Justin Doin Travis Stockton ... born in Zephyrhills, Fla. ... son of Melissa Stockton ... has a sister, Brianna Stockton ... married the former Michele Garcia in March 2017 ... couple has one son, Zazzariah Stockton ... a human sciences major at Texas Tech.

CAREER HIGHS

Touchdowns	3, vs. Kansas State (2015)
Rush Attempts	11, vs. Louisiana Tech (2016)
Rush Yards	135, at UTEP (2014)
Rush TDs	1, 10x, at Arizona State (2016)*
Longest Rush	75, at UTEP (2014)
Receptions	5, twice, vs. West Virginia (2016)*
Receiving Yards	95, at Arizona State (2016)*
Receiving Touchdowns	2, vs. Kansas State (2015)
Long Reception	75, at Arizona State (2016)
All-Purpose Yards	135, at UTEP (2014)
Kick Returns	6, vs. Baylor (2014)
Kick Return Yards	105, vs. Baylor (2014)
Long Kick Return	30, vs. Baylor (2014)

* Indicates most recent high

CAREER STATS

RUSHING	G	Att	Yds	TD	Lg	Avg/C	Avg/G
2014	12	48	396	4	75	8.2	33.0
2015	13	61	367	5	54	6.0	28.2
2016	11	53	154	1	11	2.9	14.0
TOTAL	36	162	917	10	75	5.7	25.5

ALL PURPOSE	G	Rush	Rec	PR	KR	IR	Tot.	Avg/G
2014	12	396	76	0	259	0	731	60.9
2015	13	367	341	0	25	0	733	56.4
2016	11	154	220	0	0	0	374	34.0
TOTAL	36	917	637	0	284	0	1838	51.1

KICK RETURNS	G	No.	Yds	TD	Lg	Avg/R	Avg/G
2014	12	16	259	0	30	16.2	21.6
2015	13	3	25	0	15	8.3	1.9
2016	11	0	0	0	0	0.0	0.0
TOTAL	36	19	284	0	30	14.9	7.9



▲ JUSTIN STOCKTON



33 BRAYDEN STRINGER

LB | 6-2 | 220 | So.-1L
Cypress, Texas / Cypress Ranch H.S.



2016 SEASON (FRESHMAN)

Appeared in 11 games as a true freshman either at linebacker or in various roles on special teams ... one of a handful of true freshmen defensive players to see action in first year on campus ... ended the year with 17 tackles (11 solo) which ranked third among freshmen ... only trailed Jordyn Brooks and Douglas Coleman for tackles ... **SEASON HIGHLIGHTS** ... made Red Raider debut with a tackle in season opener against Stephen F. Austin (9/3) ... followed with three tackles the next week at Arizona State (9/10) ... posted a season-high five tackles in Big 12 opener against Kansas (9/29) ... had two or more tackles in three other games: West Virginia (10/15), Texas (11/5) and Oklahoma State (11/12) ... posted three tackles versus both West Virginia and Oklahoma State.

HIGH SCHOOL

Graduate of Cypress Ranch High School in Cypress, Texas ... played three years of varsity football for head coach Gene Johnson ... unanimous All-District 6A-17 first team selection ... consensus Academic All-District selection ... named to the Greater Houston Lombardi Watch List ... named to Houston Chronicle Greater Houston Top-100 recruit list ... senior year was cut short by an injury, but totaled 38 tackles, two tackles for loss and three interceptions ... led the Mustangs to a 10-2 overall record, a District 6A title with a 9-0 record and state playoff berth as a senior ... finished with 157 tackles, seven tackles for loss, five quarterback hurries, seven pass breakups and a blocked kick as a junior ... helped guide Cypress Ranch to a state championship game appearance and 13-2 overall record ... the Mustangs dropped a 38-31 decision to Converse Judson in the state title game ... three-star linebacker, ranked the No. 44 inside linebacker nationally and state's No. 128 player by 247Sports ... three-star recruit by Rivals ... ranked the nation's No. 42 linebacker and No. 6 linebacker in Texas by Scout.com ... also played baseball (third base, first base and pitcher) ... **CHOOSE TEXAS TECH OVER:** Arizona, California, Oklahoma State and Wisconsin.

PERSONAL

Brayden K. Stringer ... a human sciences major at Texas Tech.

CAREER HIGHS

Tackles	5, vs. Kansas (2016)
Tackles For Loss	None
Sacks	None
Interceptions	None
Fumbles Forced	None
Fumbles Recovered	None
Quarterback Hurries	None
Pass Breakups	None

CAREER STATS

TACKLES	G	UA	A	Tot.	TFL	Yds	PD	FF	FR	Bldk	QBH
2016	11	11	6	17	0.0	0	0	0	0	0	0

PLAYER BIOS



10 PAYNE SULLINS

QB | 6-2 | 190 | Jr.-SQ
Gatesville, Texas / Reicher H.S.



2016 SEASON (SOPHOMORE)

Appeared in one game as a sophomore which came in season opener against Stephen F. Austin (9/3).

2015 SEASON (REDSHIRT FRESHMAN)

Saw first-career action in the Iowa State game (10/10), recording a rushing attempt.

2014 SEASON (FRESHMAN)

Redshirt season ... scout team member ... did not play.

HIGH SCHOOL

Attended Reicher High School in Waco, Texas ... two-star prospect by Rivals ... threw for nearly 3,000 yards as a senior and rushed for 700 yards in 2013 ... passed for 2,913 yards while completing 236-of-376 attempts and also rushed for 593 yards during junior season ... also played baseball while in high school earned second team all-district honors as a junior and receiving first team all-district as a senior in 2014 ... High School Coach: Mark Waggoner.

PERSONAL

Payne Sullins ... born in Gatesville, Texas ... son of Sharon and Ronnie Sullins ... has a brother, Lute Sullins, and a sister, Lauren Seymour ... an economics major at Texas Tech.

CAREER STATS

PASSING	G	Att	Cmp	Int	Yds	TD	Lg	Pct	Avg/G	Effc
2015	1	0	0	0	0	0	0	0.00	0.00	0.00
2016	1	0	0	0	0	0	0	0.00	0.00	0.00
TOTAL	2	0	0	0	0	0	0	0.00	0.00	0.00

TOTAL OFFENSE	G	Rush	Pass	Total	Avg/G
2015	1	0	0	0	0.0
2016	1	0	0	0	0.0
TOTAL	2	0	0	0	0.0



19 WILLIE SYKES

DB | 6-0 | 180 | So.-RS
Houston, Texas / Spring H.S.
Arkansas



2016 SEASON (REDSHIRT FRESHMAN)

Redshirt season ... did not play due to NCAA transfer policies ... scout team member.

2015 SEASON (FRESHMAN AT ARKANSAS)

Played in 12 games as a true freshman at Arkansas ... most of his action was seen on special teams ... made nine tackles on the year.

HIGH SCHOOL

Attended Spring High School just outside of Houston, Texas ... three-star prospect according to both ESPN and 247Sports ... ranked as the No. 70 safety in the nation and No. 153 player in Texas by ESPN ... listed as the No. 93 cornerback and No. 129 player from Texas by 247Sports ... earned three stars by 247Composite, a combined index of national recruiting rankings ... ranked as the No. 138 cornerback and No. 179 player in Texas by 247Composite ... garnered first team All-State honors as a senior by Dave Campbell's Texas Football ... was a first team All-District recipient by the league's coaches as well ... selected to the Houston Chronicle's All-Greater Houston second team as a senior ... helped lead Spring to 10 wins in 2014 as well as a trip to the Texas Class 6A quarterfinals ... totaled 86 tackles, including three for a loss, to go along with two forced fumbles and four interceptions his senior year ... also returned kicks and punts for Spring, including a 96-yard kickoff return for a touchdown in the second round of the playoffs ... clinched the third-round playoff

game with an interception ... participated with the school's track and field program as well ... High School Coach: Sam Parker.

PERSONAL

Willie Sykes ... son of Willie Sykes and Daneava Thompson ... a human sciences major.



18 CHRISTIAN TAYLOR

LB | 6-1 | 220 | So.-1L
Houston, Texas / Jersey Village H.S.



2016 SEASON (REDSHIRT FRESHMAN)

Appeared in five games as a redshirt freshman, normally in a special teams role ... made his Red Raider debut in season opener versus Stephen F. Austin (9/3) ... also saw action against Arizona State (9/10), Louisiana Tech (9/17), Oklahoma State (11/12) and Baylor (11/25).

2015 SEASON (FRESHMAN)

Redshirt season ... did not play ... scout team member.

HIGH SCHOOL

Attended Jersey Village High School in Houston, Texas ... three-star prospect by ESPN and 247Sports ... finalist for the Houston Touchdown Club Defensive Player of the Year ... two-time first team All-District 17-6A selection ... three-year starter ... team captain ... 2014 Falcon Award - MVP ... logged 94 tackles (56 solo) as a senior along with five tackles for loss, one sack and one touchdown ... recorded eight career interceptions ... **CHOOSE TEXAS TECH OVER:** Baylor, Boise State, Louisville, Memphis and Utah.

PERSONAL

Christian Taylor ... an economics major at Texas Tech.



99 MYCHEALON THOMAS

DL | 6-2 | 325 | Sr.-1L
Dallas, Texas / Skyline H.S.
Butler C.C.



2016 SEASON (JUNIOR)

Appeared in 10 games during his first season as a Red Raider ... logged eight tackles (five solo), including two that went for a loss ... also recorded a quarterback hurry and pass breakup ... **SEASON HIGHLIGHTS** ... made debut with two tackles, including one for a loss, in season opener versus Stephen F. Austin (9/3) ... recorded a tackle against Kansas (9/29), West Virginia (10/5), Oklahoma (10/22) and Texas (11/5) ... his tackle against Texas went for a loss ... also posted his first career pass breakup against Oklahoma ... matched his season high with two tackles in road win at TCU (10/29) ... ended the year with a quarterback hurry in victory over Baylor (11/25).

BUTLER COMMUNITY COLLEGE

Played the 2014 and 2015 seasons at Butler County Community College in El Dorado, Kansas, for head coach Tim Schaffner ... earned All-KJCCC second Team honors after concluding his sophomore season with 39 tackles (11 solo), four sacks and 8.5 tackles for loss in 11 games ... helped lead the Butler Grizzlies to a 9-2 overall record, 6-1 league slate and No. 5 national ranking as a sophomore ... finished with 21 tackles, 3.5 tackles for loss and 0.5 sacks while helping the Grizzlies to an 8-3 overall record and No. 15 national ranking as a freshman ... consensus three-star rated recruit ... ranked the nation's No. 112 recruit, state of Texas' No. 22 overall and No. 16 defensive tackle by 247Sports ... played alongside Tony Jones and Octavianus Morgan, both members of Texas Tech's 2017 recruiting class ... **CHOOSE TEXAS TECH OVER:** Boise State, Houston, Kansas State, Florida State, Baylor and Oklahoma State.

HIGH SCHOOL

Attended Skyline High School in Dallas, Texas ... played three years of varsity football for head coach Reginald Samples ... three-time All-District 9-5A first team selection ... helped guide Skyline to an 11-2 record, 7-2 district record and state playoff berth as a senior in 2013 ... consensus three-star recruit out of Skyline ... three-star rated recruit by ESPN.

PLAYER BIOS

PERSONAL

Mychealon D. Thomas ... nickname is "Big Mych" which has followed him from his high school days ... a human sciences major at Texas Tech.

CAREER HIGHS

Tackles	2, twice, at TCU (2016)*
Tackles For Loss	1.0, twice, vs. Texas (2016)*
Sacks	None
Fumbles Forced	None
Fumbles Recovered	None
Quarterback Hurries	1, vs. Baylor (2016)
Pass Breakups	1, vs. Oklahoma (2016)

* Indicates most recent high

CAREER STATS

TACKLES	G	UA	A	Tot.	TFL	Yds	PD	FF	FR	Blkd	QBH
2016	10	5	3	8	2.0	4	1	0	0	0	1



15 DONTA THOMPSON

WR/TE | 6-5 | 220 | So.-1L
Ennis, Texas / Ennis H.S.



2016 SEASON (REDSHIRT FRESHMAN)

Appeared in four games as a redshirt freshman, normally in a special teams role ... made his collegiate debut in season opener versus Stephen F. Austin (9/3) ... also saw action in the final three games of the season against Oklahoma State (11/12), Iowa State (11/19) and Baylor (11/25).

2015 SEASON (FRESHMAN)

Redshirt season ... did not play ... scout team member.

HIGH SCHOOL

Attended Ennis High School in Ennis, Texas ... listed as a three-star prospect by Scout, ESPN and 247Sports ... First Team All-District 16-5A ... Second Team All-Area ... helped guide his team to a Class 5A State Championship in 2014 ... hauled in 77 catches for 1,453 yards and 16 touchdowns to pace the Lions in their championship run ... **CHOSE TEXAS TECH OVER:** Colorado, Illinois, Purdue and Texas State.

PERSONAL

Donta Thompson ... a human sciences major at Texas Tech.



9 T.J. VASHER

WR | 6-6 | 190 | Fr.-RS
Wichita Falls, Texas / Rider H.S.



2016 SEASON (FRESHMAN)

Lone appearance as a true freshman came in season opener versus Stephen F. Austin (9/3) ... caught two passes for nine yards in his debut ... missed the rest of the season due to injury ... granted a medical hardship waiver by the Big 12 Conference following the season.

HIGH SCHOOL

Graduate of Rider High School in Wichita Falls, Texas ... played three years of varsity football for head coach Marc Bindel ... two-time Associated Press Class 5A All-State player in both football and basketball ... earned Scout Class 5A Dallas-Fort Worth All-Area first team honors as a wide receiver ... finished with 2,553 receiving yards, 158 receptions, 29 touchdown receptions and a 16.2 yards per catch average in 35 games over his three-year career ... concluded senior season with 55 receptions for 1,071 yards (19.5 average), nine touchdowns and a 97.4 receiving yards per game average ... consensus four-star recruit ... rated the state of Texas' No. 51 recruit, No. 58 national wide receiver and No. 321 player nationally by 247Sports ... listed as the state's No. 41 recruit and No. 55 national wide receiver by Rivals ... ranked the nation's No. 65 wide receiver, No. 58 state player by ESPN ... ranked the No. 8 wide receiver in Texas and No. 47 wide receiver nationally by Scout ... **CHOSE TEXAS TECH OVER:** Ohio State, Mississippi, Texas A&M, Oklahoma, Texas, Mississippi State,

Houston and Colorado ... also received scholarship offers to play NCAA Division I basketball.

PERSONAL

Tariq J. Vasher ... son of Roy Vasher... uncle Nathan Vasher played seven seasons in the NFL, was a Pro Bowl cornerback for the Chicago Bears and Detroit Lions, attended Texas (2000-03) and earned All-State honors at Texas H.S. ... a human sciences major at Texas Tech.

CAREER HIGHS

Touchdowns	None
Receptions	2, vs. Stephen F. Austin (2016)
Receiving Yards	9, vs. Stephen F. Austin (2016)
Receiving Touchdowns	None
Long Reception	6, vs. Stephen F. Austin (2016)
All-Purpose Yards	9, vs. Stephen F. Austin (2016)

* Indicates most recent high

CAREER STATS

RECEIVING	G	Rec	Yds	TD	Lg	Rec/G	Avg/C	Avg/G
2016	1	2	9	0	6	2.0	4.5	9.0



97 JOSEPH WALLACE

DL | 6-1 | 315 | So.-1L
Dallas, Texas / Skyline H.S.



2016 SEASON (FRESHMAN)

Appeared in eight games as a true freshman ... logged 10 tackles (seven solo), including three that went for a loss ... had a quarterback hurry and fumble recovery as well ... **SEASON HIGHLIGHTS** ... made Red Raider debut with a season-high two tackles against Stephen F. Austin (9/3) ... also posted a tackle for a loss and a quarterback hurry in the season-opening win ... matched his season high with a pair of tackles against both Louisiana Tech (9/17) and Texas (11/5) ... had another tackle for a loss against Louisiana Tech as well as Iowa State ... finished with one tackle against the Cyclones as well as TCU (10/29), Oklahoma State (11/12) and Baylor (11/25) ... recovered first career fumble in Big 12 opener against Kansas (9/29).

HIGH SCHOOL

Graduate of Skyline High School in Dallas, Texas ... played three seasons of varsity football for head coaches Derick Roberson and Reginald Samples ... selected as a Class 6A All-State honorable mention selection ... named Co-Defensive Most Valuable Player in District 9-6A ... named to the Dallas Morning News All-Area first team ... finished senior year with 50 tackles, 20 tackles for loss, eight sacks, three fumble recoveries and a forced fumble ... helped guide Skyline to the second round of the Class 6A state playoffs, a 9-3 overall record and 6-1 district record as a senior ... invited to compete at the Blue-Grey All-American Bowl game where he finished with two sacks and five total tackles ... consensus three-star recruit ... ranked the nation's No. 92 defensive tackle and No. 190 overall prospect in state by 247Sports ... attended same high school team as fellow Red Raiders Mychealon Thomas, Da'Leon Ward and Clarence Henderson ... **CHOSE TEXAS TECH OVER:** Iowa State, Maryland, Washington, Colorado, Air Force, SMU, Colorado State.

PERSONAL

Joseph Wallace ... nickname is "Joe" ... a communications major at Texas Tech.

CAREER HIGHS

Tackles	2, three times, vs. Texas (2016)*
Tackles For Loss	1.0, three times, at Iowa State (2016)
Sacks	None
Fumbles Forced	None
Fumbles Recovered	1, vs. Kansas (2016)
Quarterback Hurries	1, vs. Stephen F. Austin (2016)
Pass Breakups	None

* Indicates most recent high

CAREER STATS

TACKLES	G	UA	A	Tot.	TFL	Yds	PD	FF	FR	Blkd	QBH
2016	8	7	3	10	3.0	7	0	0	1	0	1

PLAYER BIOS



21 DA'LEON WARD

RB | 5-10 | 180 | So.-1L
Dallas, Texas / Skyline H.S.



2016 SEASON (FRESHMAN)

Became the first true freshman to lead the Red Raiders in rushing since Shaud Williams in 1999 ... marked the first time a Red Raider freshman (true or redshirt) had led the team in rushing since Taurean Henderson in 2002 ... totaled 428 yards and three touchdowns on the ground over nine games, including four starts ... received carries in just six games, all of which that came late in the season ... consistently praised by head coach Kliff Kingsbury for adding yards after contact and his ability on third-down conversions ... added 18 receptions for 131 yards and four tackles (three solo) as well ... recorded 559 all-purpose yards altogether, which ranked fifth on the team ... began the year mainly in a special teams role ... **SEASON HIGHLIGHTS** ... made Red Raider debut on special teams against Louisiana Tech (9/17) ... had a tackle in victory over Bulldogs ... also saw action via special teams versus both Kansas (9/29) and Kansas State (10/8) ... received first career carry out of the backfield against West Virginia ... gained 27 yards off six carries against the Mountaineers ... received his first career start the following week against Oklahoma (10/22) ... carried seven times for 31 yards and a touchdown while catching one pass for 14 yards versus the Sooners ... recorded a season-high 98 yards on the ground the following week at TCU (10/29) ... received 23 carries against the Horned Frogs to go along with a season-high eight receptions for 49 yards ... had at least 20 carries in each of the final four games of the season ... totaled 22 carries for 93 yards and a touchdown against Texas (11/5) ... collected four receptions for 32 yards against the Longhorns as well ... posted a season-high 25 carries for 97 yards at Iowa State (11/19) ... ended the season with 20 carries for 82 yards and a touchdown in victory over Baylor (11/25) ... caught three passes for 38 yards in win as well, including a 29-yard pass from Patrick Mahomes II that was his longest of the season ... **AWARDS AND HONORS** ... named to the All-Big 12 Freshmen second team by Athlon Sports ... ranked as the No. 10 true freshman in the Big 12 by ESPN.

HIGH SCHOOL

Graduate of Skyline High School in Dallas, Texas ... played three years of varsity football for head coach Derick Roberson and Reginald Samples ... two-time Class 6A All-State honorable mention selection on offense ... named the District 9-6A District Player of the Year as a senior and District Offensive Most Valuable Player as a junior ... accumulated 4,561 rushing yards on 538 carries with 46 touchdowns and 47 receptions for 565 yards and nine receiving touchdowns over three-year career for the Raiders ... finished with 1,929 rushing yards on 228 carries, 20 touchdowns and caught 22 passes for 258 yards and three receiving touchdowns as a senior ... averaged 8.4 yards per carry ... helped guide Skyline to the second round of the Class 6A state playoffs, a 9-3 overall record and 6-1 district record as a senior ... named the District 9-6A Offensive Newcomer of the Year after finishing his sophomore season with 853 rushing yards on 120 carries and six touchdowns ... consensus three-star recruit by Rivals, Scout, ESPN and 247Sports ... ranked the nation's No. 38 running back and state of Texas' No. 92 player by 247sports ... ranked the state's No. 74 player by Rivals ... **CHOSE TEXAS TECH OVER:** Louisville, TCU, Boise State, and UNLV.



▲ BRODERICK WASHINGTON

PERSONAL

Da'Leon Ward ... a human sciences major at Texas Tech.

CAREER HIGHS

Touchdowns	1, 3x, vs. Baylor (2016)*
Rush Attempts	25, at Iowa State (2016)
Rush Yards	98, at TCU (2016)
Rush TDs	1, 3x, vs. Baylor (2016)*
Longest Rush	15, at Iowa State (2016)
Receptions	8, at TCU (2016)
Receiving Yards	49, at TCU (2016)
Receiving Touchdowns	None
Long Reception	29, vs. Baylor (2016)
All-Purpose Yards	147, at TCU (2016)

* Indicates most recent high

CAREER STATS

RUSHING	G	Att	Yds	TD	Lg	Avg/C	Avg/G
2016	9	103	428	3	15	4.2	47.6

ALL PURPOSE

	G	Rush	Rec	PR	KR	IR	Tot.	Avg/G
2016	9	428	131	0	0	0	559	62.1



96 BRODERICK WASHINGTON, JR.

DL | 6-3 | 295 | So.-1L
Longview, Texas / Longview H.S.



2016 SEASON (REDSHIRT FRESHMAN)

Appeared in all 12 games while making one start as a redshirt freshman ... lone start came at nose tackle in season finale against Baylor (11/25) ... considered one of Texas Tech's top defensive linemen late in the season by the coaching staff ... finished the year with 14 tackles (10 solo), including one for a loss ... the tackle for a loss went for a sack ... had two quarterback hurries as well ... **SEASON HIGHLIGHTS** ... made his Red Raider debut with two tackles, including a sack, in season opener against Stephen F. Austin (9/3) ... set a career high with three tackles in Big 12 opener against Kansas (9/29) ... later matched that career high with three tackles at Iowa State (11/19) ... had two tackles against both West Virginia (10/15) and TCU (10/29) ... ended the year with a quarterback hurry against Baylor.

2015 SEASON (FRESHMAN)

Redshirt season ... did not play ... scout team member.

HIGH SCHOOL

Attended Longview High School in Longview, Texas ... listed as a three-star prospect by Scout, ESPN and 247Sports ... All-District and honorable mention All-State selection ... selected to play in the 2015 FCA Heart of a Champion All-Star Game ... graded out at 95 percent in 2014 with 55 pancakes and 60 knockdowns ... **CHOSE TEXAS TECH OVER:** Houston, Arkansas State, UTSA, New Mexico State.

PERSONAL

Broderick Washington ... a human sciences major at Texas Tech.

CAREER HIGHS

Tackles	3, twice, at Iowa State (2016)
Tackles For Loss	1.0, vs. Stephen F. Austin (2016)
Sacks	1.0, vs. Stephen F. Austin (2016)
Interceptions	None
Fumbles Forced	None
Fumbles Recovered	None
Quarterback Hurries	1, twice, vs. Baylor (2016)*
Pass Breakups	None

* Indicates most recent high

CAREER STATS

TACKLES	G	UA	A	Tot.	TFL	Yds	PD	FF	FR	Blkd	QBH
2016	12	10	4	14	1.0	7	0	0	0	0	2

CONTENTS

RED RAIDERS

STAFF

'16 REVIEW

HISTORY

RECORDS

TEXAS TECH

PLAYER BIOS

**22 ANTOINE WESLEY**

WR | 6-5 | 185 | So.-1L
Cibolo, Texas / Steele H.S.

**2016 SEASON (FRESHMAN)**

Saw playing action late in his true freshman season ... appeared in four games as an outside receiver ... career debut came in win at TCU (10/29) ... also saw action against Oklahoma State (11/12), Iowa State (11/19) and Baylor (11/25) ... did not record a catch but was targeted several times.

HIGH SCHOOL

Graduate of Steele High School in Cibolo, Texas ... played three years of varsity football ... two-time 25-6A All-District selection ... named to the San Antonio Express-News 6A All-Area second team as a senior ... totaled 1,192 receiving yards on 74 receptions (16.1 average) with 15 touchdowns over his two-year, 24-game varsity career ... caught 48 passes for 670 yards and 11 touchdowns as a senior ... averaged 14.0 yards per catch and 47.4 receiving yards per game ... helped guide the Steele Knights to a 14-1 overall, District 25-6A title with a 6-0 record in registering a No. 10 state ranking in 2015 ... caught two touchdown passes each against Wanger, Clemens and MacArthur ... caught six passes for 61 yards and a touchdown versus Clemens ... finished with eight receptions for 74 yards and a touchdown against Laredo United South ... caught five passes for 88 yards and a 17.6 average vs. O'Connor ... caught 30 passes for 550 yards and six touchdowns as a junior ... averaged 18.0 yards per reception with a long of 65 yards ... ranked the nation's No. 108 receiver by ESPN ... current Texas Tech players Xavier Martin, Justin Stockton and Terrence Steele also attended Cibolo Steele.

PERSONAL

Antoine Cox-Wesley ... a pre-engineering major at Texas Tech.

**11 DERRICK WILLIES**

WR | 6-4 | 210 | Sr.-1L
San Bernadino, Calif. / Rock Island H.S.
Trinity Valley C.C.

**2016 SEASON (JUNIOR)**

Became a reliable option as an outside receiver during first year as a Red Raider ... played in eight games while making four starts ... missed four games midway through the season due to injury ... recorded 288 receiving yards and two touchdowns off 18 catches ... ranked seventh on the team in receiving yards and tied for eighth in receptions ... averaged 16.0 yards per catch which ranked third on the team among players with at least 10 receptions ... **SEASON HIGHLIGHTS** ... made his Red Raider debut with two catches for 47 yards in season opener against Stephen F. Austin (9/3) ... followed with one catch for 59 yards at Arizona State (9/10) ... his 59-yard reception went for a touchdown and marked his longest catch of the season ... had three catches for 38 yards versus Louisiana Tech (9/17) and one catch for six yards in Big 12 opener against Kansas (9/29) ... his catch against Kansas went for his second touchdown of the season ... recorded two catches for 18 yards at Kansas State (10/8) before missing the next three games ... returned to make three catches for a season-high 63 yards against Texas (11/5) ... posted a season high with four receptions at Oklahoma State ... totaled 50 yards through the air against the Cowboys ... final performance of the season came via two catches for seven yards at Iowa State.

2015 SEASON (SOPHOMORE AT TRINITY VALLEY C.C.)

Played one season at Trinity Valley Community College in Athens, Texas for head coach Brad Smiley ... named to the National Junior College Athletic Association All-America First Team ... All-Conference wide receiver ... caught 49 passes for 1,115 yards and 14 touchdowns as a sophomore in 2015 ... led the nation in yards per reception (23.6) and ranked among national leaders in receiving yards (No. 3, 1,115), yards receiving per game (No. 4, 115.5) and touchdown catches (No. 5, 14) ... finished year with six 100-yard receiving games and four multiple touchdown games ... led the Cardinals to a 7-3 overall and 5-1 conference record ... Trinity Valley led the nation in passing yardage ... named the nation's NJCAA Offensive Player of the Week on Oct. 21 after catching eight passes for 211 yards (26.4 yards per catch)

and three receiving touchdowns at Arkansas Baptist (10/17) ... caught seven passes for 109 yards and two touchdowns at Tyler J.C. (8/29) ... was on the receiving end of five passes for 134 yards and three touchdowns versus Texas A&T (9/26) ... consensus four-star recruit ... rated the nation's No. 3 junior college player in the country by ESPN ... rated a four-star wide receiver by 247Sports and Scout ... outstanding student who sported a 3.9 grade point average in junior college ... **CHOSE TEXAS TECH OVER:** Arizona State, BYU, Colorado, Oklahoma, Georgia, Fresno State, Missouri, Nevada, Oklahoma State, TCU and Washington State.

2014 SEASON (REDSHIRT FRESHMAN AT IOWA)

Played his freshman season at the University of Iowa ... finished season with four receptions for 71 yards in five games played ... caught a touchdown pass in Iowa's 17-13 win against Ball State.

2013 SEASON (FRESHMAN AT IOWA)

Redshirt season ... did not play.

HIGH SCHOOL

Attended Rock Island High School in Rock Island, Ill. ... played for head coach Bryan Stortz ... two-time All-State selection ... set high school career records for receiving yards and touchdown receptions and single game records for receptions and yards ... also played end and safety on defense ... recorded 56 receptions for 877 yards and 10 touchdowns as a senior at Rock Island ... finished with 57 receptions for 934 yards and seven touchdowns as a junior at Burlington High School ... selected to play in the International Bowl ... named team captain as a junior ... competed in track and field (hurdles and sprints) and basketball ... claimed state track and field titles in the 110-meter hurdles, 300-meter hurdles and 300-meter dash ... member of the Prep Honor Roll.

PERSONAL

Derrick C. Willies ... born in Banning, Calif. ... son of Derrick and Mandie Willies ... grew up in California before moving to Illinois for his sophomore year of high school ... a human sciences major at Texas Tech.

CAREER HIGHS

Touchdowns	1, twice, vs. Kansas (2016)*
Receptions	4, at Oklahoma State (2016)
Receiving Yards	63, vs. Texas (2016)
Receiving Touchdowns	1, twice, vs. Kansas (2016)*
Long Reception	59, at Arizona State (2016)
Rush Attempts	None
All-Purpose Yards	63, vs. Texas (2016)

* Indicates most recent high

CAREER STATS

RECEIVING	G	Rec	Yds	TD	Lg	Rec/G	Avg/C	Avg/G
2016	8	18	288	2	59	2.2	16.0	36.0



▲ DERRICK WILLIES

PLAYER BIOS



30 CALEB WOODWARD

RB | 6-0 | 200 | Sr.-2L
Leander, Texas / Leander H.S.



2016 SEASON (JUNIOR)

Appeared in four games as a junior, primarily on special teams ... logged one carry for two yards in season opener against Stephen F. Austin (9/3) ... had three tackles on special teams, two of which that came versus the Lumberjacks ... other tackle came at Arizona State (9/10) ... also saw action against Kansas (9/29) and Oklahoma (10/22).

2015 SEASON (SOPHOMORE)

Saw action in the Iowa State game, recording one rush for six yards.

2014 SEASON (REDSHIRT FRESHMAN)

Scout team member ... did not play.

2013 SEASON (FRESHMAN)

Redshirt season ... scout team member ... did not play.

HIGH SCHOOL

Graduate of Leander High School in Leander, Texas ... rushed for 1,654 yards his senior season on 272 carries (six yards per-rush) and scored 24 touchdowns ... three-star prospect by Rivals, ESPN and 247Sports ... All-District selection ... played both quarterback and wide receiver ... caught three passes for 114 yards and two touchdowns ... High School Coach: Clint Harper.

PERSONAL

Caleb Woodward ... son of Randi Harris ... enters his senior season with his undergraduate degree at Texas Tech already completed (human sciences) ... currently enrolled in graduate school with a focus in counselor education.

CAREER HIGHS

Touchdowns	None
Rush Attempts	1, twice, vs. Stephen F. Austin (2016)*
Rush Yards	6, vs. Iowa State (2015)
Rush TDs	None
Longest Rush	6, vs. Iowa State (2015)
Receptions	None
Receiving Yards	None
All-Purpose Yards	6, vs. Iowa State (2015)
Tackles	2, vs. Stephen F. Austin (2016)

* Indicates most recent high

CAREER STATS

RUSHING	G	Att	Yds	TD	Lg	Avg/C	Avg/G
2015	1	1	6	0	6	6.0	6.0
2016	4	1	2	0	2	2.0	0.5
TOTAL	5	2	8	0	6	4.0	1.6

ALL PURPOSE	G	Rush	Rec	PR	KR	IR	Tot.	Avg/G
2015	1	6	0	0	0	0	6	6.0
2016	4	2	0	0	0	0	2	0.5
TOTAL	5	8	0	0	0	0	8	1.6



61 COLIN YANG

OL | 6-3 | 280 | Fr.-RS
Frisco, Texas / Frisco Heritage H.S.



2016 SEASON (FRESHMAN)

Redshirt season ... scout team member ... did not play.


HIGH SCHOOL

Attended Frisco Heritage High School in Frisco, Texas ... was a first team All-District 9-4A selection as a junior ... school moved up to the Class 5A ranks his senior year.

PERSONAL

Colin Yang ... a management information systems major at Texas Tech.

NEWCOMER BIOS

**12 QUINCY ADDISON**

DB | 6-1 | 185 | Fr.-HS
Angleton, Texas / Angleton H.S.

**HIGH SCHOOL**

Attended Angleton High School in Angleton, Texas ... helped lead Angleton to a 9-3 season as a senior and an appearance in the Class 5A Division II playoffs ... was a first team All-District 27-5A selection as a senior ... member of the All-District 24-5A first team his junior season ... Angleton was 8-6 overall in 2015 after advancing to the Class 5A Division II state quarterfinals ... squad ended its season on a one-point loss to Ridge Point ... among the first recruits in the 2017 class to commit to the Red Raiders ... three-star prospect according to Rivals, ESPN and 247Sports ... ranked as the No. 58 safety nationally by Rivals ... listed as the No. 63 safety in the country by ESPN ... ranked as the No. 15 safety in the state of Texas by Scout ... **CHOOSE TEXAS TECH OVER:** Fresno State, Louisiana-Lafayette and Texas State and interest from Baylor, Houston, Louisiana Tech, Nebraska, SMU, TCU and Texas A&M.

PERSONAL

Zaquincius Quincy Addison ... a sports management major at Texas Tech.

**56 JACK ANDERSON**

OL | 6-5 | 315 | Fr.-HS
Frisco, Texas / Frisco H.S.

**HIGH SCHOOL**

Attended Frisco High School in Frisco, Texas ... one of the most highly-rated recruits to ever sign with Texas Tech ... helped lead Frisco to an 8-3 record and playoff appearance as a senior ... teammates with fellow mid-year signee Dawson Deaton ... helped Frisco rush for an impressive 333 yards per game as a senior in 2016 ... first team All-District selection following junior and senior seasons ... garnered first team All-Area honors in 2016 by the *Dallas Morning News* ... named a second team High School All-American by MaxPreps ... participated in the Under Armour All-America Game in Orlando, Florida following his senior season ... was nominated for the U.S. Army All-American Bowl as well ... consensus four-star prospect by ESPN, Rivals, Scout and 247Sports ... ranked 42nd nationally on the ESPN 300 list ... listed as the No. 3 offensive guard in the nation by ESPN as well as the eighth-best prospect in the state of Texas ... named the top offensive guard in state of Texas by ESPN ... ranked as the top center in the state of Texas by Scout and the No. 42 overall prospect nationally ... named the No. 4 recruit for the North Texas area by the *Dallas Morning News* ... had scholarship offers from over 30 schools ... **CHOOSE TEXAS TECH OVER:** Arkansas, Florida State, Georgia, Kansas State, LSU, Nebraska, Oklahoma, Oklahoma State, Stanford, TCU, Texas, Texas A&M, UCLA and USC.

PERSONAL

Jack Anderson ... a management major in Texas Tech's Rawls College of Business.

**93 TYLER CARR**

DL | 6-4 | 240 | Fr.-HS
Amarillo, Texas / Canadian H.S.

**HIGH SCHOOL**

Attended Canadian High School in Canadian, Texas ... played for a highly successful program at Canadian ... helped lead Canadian to the Class 3A Division II state semifinals as a senior ... played his freshman season at Canadian before moving to Amarillo Tascosa as a sophomore and Amarillo High as a junior ... unanimous first team All-District 1-3A selection on the offensive line as a senior ... took part in Texas Tech's Lubbock high school camp in summer of 2016, winning offensive line/defensive line MVP honors ... **CHOOSE TEXAS TECH OVER:** Interest from Oklahoma, Oklahoma State and Texas.

PERSONAL

Tyler Carr ... a kinesiology major at Texas Tech.

**6 MCLANE CARTER**

QB | 6-3 | 215 | So.-TR
Gilmer, Texas / Gilmer H.S.
Tyler J.C.

**2016 SEASON (AT TYLER JUNIOR COLLEGE)**

Threw for 3,226 yards and 30 touchdowns in just nine games during his lone season at Tyler Junior College ... recorded at least 300 yards in seven-straight games at one point during the season ... breakout game came against Navarro where he threw for 578 yards on 39 completions and tossed six touchdowns ... earned Conference MVP and Offensive MVP honors in his only season ... signed Athletic Scholarship Agreement with Texas Tech in December 2016 to join the program mid-year ... consensus three-star prospect via Rivals, 247Sports, Scout and ESPN ... tabbed as the No. 6 JUCO pro-style quarterback in the nation, according to 247Sports ... enrolled as a sophomore at Texas Tech with three seasons to play ... **CHOOSE TEXAS TECH OVER:** Southern Mississippi, Baylor, Old Dominion and Massachusetts.

HIGH SCHOOL

Attended Gilmer High School in Gilmer, Texas ... completed 220-of-297 attempts (74 percent) for 3,969 yards with 47 touchdowns and only two interceptions despite sitting sizable portions of the second half in blowouts as a senior ... led the Buckeyes to a 16-0 record in 2014, culminating in the Class 4A Division II State Championship.

PERSONAL

McLane Carter ... a university studies major at Texas Tech.

**17 JOHN DAVIS, JR.**

DB | 6-1 | 180 | Fr.-HS
Euleus, Texas / Trinity H.S.

**HIGH SCHOOL**

Attended Trinity High School in Euleus, Texas ... earned first team All-District 5-6A honors as a senior after helping lead Euleus Trinity to a 7-4 record ... successful season led to an appearance in the Class 6A Division I playoffs ... part of a Trinity team that finished 10-1 overall in 2015 and once again qualified for the Class 6A Division I playoffs ... earned second team All-District 7-6A honors as a junior ... registered 35 tackles as a junior while also breaking up 10 passes and picking off another ... three-star prospect according to Rivals, Scout, ESPN and 247Sports ... listed as the No. 67 cornerback nationally by ESPN ... ranked as the No. 88 cornerback in 2017 class by Scout ... was the 11th-best corner in the state of Texas according to Scout ... **CHOOSE TEXAS TECH OVER:** Colorado State, Houston, Kansas State, Minnesota, Nevada, Tulane, Utah, Utah State.

PERSONAL

John Davis, Jr. ... a political science major at Texas Tech.



▲ MCLANE CARTER

NEWCOMER BIOS



73 DAWSON DEATON

OL | 6-6 | 295 | Fr.-HS
Frisco, Texas / Frisco H.S.



HIGH SCHOOL

Attended Frisco High School in Frisco, Texas ... part of an offensive line with fellow mid-year signee Jack Anderson ... helped power an offense that averaged an impressive 333 yards per game on the ground as a senior in 2016 ... helped lead Frisco to an 8-3 record as a senior and a playoff appearance ... was a first-team All-District 13-5A honoree as a senior ... collected second team All-District 9-5A honors as a junior ... named a three-star prospect by Rivals, Scout, 247Sports and ESPN ... ranked as the seventh-best center in the 2017 class by ESPN ... picked as the No. 8 and No. 9 center by Scout and Rivals, respectively ... was the third-best center in the state of Texas according to Scout ... received scholarship offers from nearly 20 schools across the country ... **CHOSE TEXAS TECH OVER:** Boise State, California, Colorado, Colorado State, Duke, Houston, Iowa State, Mississippi State, Utah and Virginia.

PERSONAL

Dawson Deaton ... a marketing major in Texas Tech's Rawls College of Business.



15 VAUGHNTE DORSEY

DB | 5-11 | 200 | Jr.-TR
Cleveland, Miss. / Cleveland H.S.
Gulf Coast C.C.



MISSISSIPPI GULF COAST COMMUNITY COLLEGE

Played two seasons at Mississippi Gulf Coast Community College ... registered 44 tackles, a sack and an interception on his way to being named to the MACJC All-South Division first team as a sophomore ... had nine or more tackles from his defensive back position three times, including a career-high 14 tackles in a win at Southwest Mississippi C.C. ... ranked second on the team with five pass breakups and sixth in tackles ... logged 52 tackles (33 solo) as a freshman in 2015 ... ranked fifth on the team in tackles ... recorded a sack and three tackles for a loss as well ... also forced a pair of fumbles and recovered one while breaking up one pass ... helped lead Mississippi Gulf Coast combine for a 10-3 conference record over his two seasons ... school was 13-8 over that time as well ... rated as a three-star prospect by Scout and 247 Sports ... Ranked as the No. 8 JUCO safety in the country and No. 106 JUCO player overall by 247Sports ... **CHOSE TEXAS TECH OVER:** Arizona State, Arkansas State, East Carolina, Middle Tennessee State, Southern Mississippi and Troy.

HIGH SCHOOL

Attended Cleveland High School in Cleveland, Miss. ... played under coach Kelly Causey ... threw for 825 yards and 12 touchdowns as a senior ... did not throw a single interception on the season ... also ran for 1,038 yards and 15 touchdowns that season ... had 71 tackles (47 solo), three tackles for loss, one quarterback hurry, two interceptions, one pass defended, three fumble recoveries and two forced fumbles defensively ... was named Mississippi High School Activities Association Class 4A Athlete of the Year by the Mississippi Association of Coaches ... was also named to the Class 4A All-State first team ... played in the Bernard Blackwell All-Star Game ... threw for 1,920 yards and 26 touchdowns and ran for 2,655 yards and 34 touchdowns over his career ... had 207 tackles, 72 assists, four tackles for a loss, 11 interceptions, 14 passes defended, four fumble recoveries, two forced fumbles, one field goal block and one punt block in 53 games during his prep career.

PERSONAL

Vaughnte Dorsey ... a sports management major at Texas Tech.



74 WILL FARRAR

OL | 6-5 | 320 | Fr.-HS
Richmond, Texas / Travis H.S.



HIGH SCHOOL

Attended Travis High School in Richmond, Texas ... part of one of the top offenses in the state his senior season at Fort Bend Travis High School ... blocked for an offense that accumulated more than 5,000 yards of total offense - more than 3,700 through the air and more than 1,400 on the ground ... helped push Fort Bend Travis to a 7-4 record and an appearance in the 6A Division-1 state playoffs ... the Tigers had the No. 20 passing offense in 6A Division-1 in 2016 ... participated in the Offense-Defense All-American Bowl following his senior campaign ... consensus three-star prospect ... a consensus top-40 offensive lineman prospect nationally and a consensus top-100 prospect in the state of Texas overall ... **CHOSE TEXAS TECH OVER:** Texas, USC, LSU, Washington, West Virginia, Miami (FL), Michigan State, Colorado, Oklahoma State, Louisville, Cal, Mississippi State, Arizona State and Missouri, among others.

PERSONAL

William Farrar ... an energy commerce major at Texas Tech.



20 ADRIAN FRYE

DB | 6-1 | 175 | Fr.-HS
Houston, Texas / Eisenhower H.S.



HIGH SCHOOL

Attended Eisenhower High School in Houston, Texas ... helped lead Eisenhower to an 8-4 campaign and second round appearance in the Class 6A playoffs as a junior ... competed against several of the top wide receivers in the state each week at Eisenhower ... member of the school's track and field program as well, advancing to the regional round a year ago in the 300-meter hurdles and 4x400 meter relay ... committed to Texas Tech soon after receiving a scholarship offer ... three-star prospect according to Rivals, Scout, ESPN and 247Sports ... listed as the No. 44 cornerback in the country and the No. 73 player in the state of Texas by Rivals ... ranked at No. 118 among cornerbacks according to ESPN ... one of ESPN's top 200 players in the state of Texas ... **CHOSE TEXAS TECH OVER:** Colgate, Louisiana-Monroe, McNeese State and Texas Southern with interest from several other power-five programs.

PERSONAL

Adrian Frye ... a sports management major at Texas Tech.



▲ DAWSON DEATON

CONTENTS

RED RAIDERS

STAFF

'16 REVIEW

HISTORY

RECORDS

TEXAS TECH

NEWCOMER BIOS

**77 JACOB HINES**

OL | 6-5 | 320 | Jr.-TR
Long Beach, Calif. / Cabrillo H.S.
Long Beach City College

**LONG BEACH COMMUNITY COLLEGE**

Spent two seasons as starting left tackle for Long Beach Community College, one of the top junior college programs in state of California ... helped lead Long Beach to a 9-2 campaign in 2016 and victory in the Western State Bowl ... Long Beach finished 10-2 overall in 2015 after falling in the SoCal Regional Championship game ... earned second team All-Central League honors following both seasons ... cornerstone of an offensive line that was among the top units in state of California ... two-star prospect according to Scout ... will have three years to play two seasons at Texas Tech ... **CHOSE TEXAS TECH OVER:** Northern Colorado, New Mexico and Arkansas-Pine Bluff.

HIGH SCHOOL

Attended Cabrillo High School in Long Beach, Calif. ... three-year letterwinner with the football program ... one of the first players out of Cabrillo to not only play collegiate football at the junior college level but now as a Division-I student-athlete.

PERSONAL

Jacob Hines ... a history major at Texas Tech.

**11 RIKO JEFFERS**

LB | 6-2 | 235 | Fr.-HS
Garland, Texas / Sachse H.S.

**HIGH SCHOOL**

Attended Sachse High School in Garland, Texas ... an unanimous selection as the District 10-6A Defensive Player of the Year as a senior at Sachse High School ... was a unanimous first team All-District honoree at linebacker as well ... ended senior campaign with an impressive 141 tackles, including 20 for a loss as well as five sacks ... also forced one fumble, recovered another and registered 14 quarterback hurries ... totaled six pass breakups in coverage for a Sachse team that finished 11-1 overall and won the District 10-6A title ... Sachse eventually advanced to second round of the Class 6A Division I playoffs ... was a second team All-District 11-6A selection as a junior ... held offers from over 15 schools across the country ... three-star prospects according to Rivals, Scout, ESPN and 247Sports ... ranked as the 67th best player in the state of Texas by Rivals ... ranked No. 24 on the Rivals listing of top inside linebackers in the country ... listed as the No. 3 inside linebacker in Texas by both Rivals and Scout ... was Scout's No. 26 inside linebacker in the country ... **CHOSE TEXAS TECH OVER:** Boise State, Colorado, Colorado State, Houston, Indiana, Kansas, Kansas State, Louisiana-Lafayette, New Mexico, North Texas, Oklahoma State, SMU, Washington State.

PERSONAL

Riko Jeffers ... a mathematics major at Texas Tech.

**70 DWAYNE JOHNSON, JR.**

OL | 6-4 | 310 | Sr.-TR
Houston, Texas / Bellaire H.S.
Nebraska

**2016 SEASON (JUNIOR AT NEBRASKA)**

Saw first collegiate playing time as a reserve on the offensive line ... inserted into two games on the year.

2015 SEASON (SOPHOMORE AT NEBRASKA)

Moved to tackle prior to the season ... did not see game action.

2014 SEASON (REDSHIRT FRESHMAN AT NEBRASKA)

Did not see any action as a reserve on the offensive line.

2013 SEASON (FRESHMAN AT NEBRASKA)

Redshirt season ... scout team member.

HIGH SCHOOL

Attended Bellaire High School in Houston, Texas ... helped lead Bellaire to the Class 5A playoffs during both his junior and senior seasons ... was a second team All-Greater Houston selection as a senior ... earned second team All-District honors that same season after helping Bellaire average nearly 200 rushing yards per game ... Bellaire gained nearly 375 yards per game as a junior, including 260 on the ground ... regarded as one of the top 60 offensive tackles in the 2013 recruiting class according to 247Sports ... chose Nebraska over offers from Arkansas, Colorado, Oklahoma, Virginia, Washington State and Purdue.

PERSONAL

Dwayne Johnson, Jr. ... son of Dwayne Johnson, Sr. and Fatima Brown ... earned his bachelor's degree in criminology and criminal justice from Nebraska in May 2017 ... enrolled in Texas Tech's graduate school as an interdisciplinary studies major.

**9 TONY JONES**

LB | 6-2 | 220 | Jr.-TR
Casselberry, Fla. / Lyman H.S.
Butler C.C.

**BUTLER COMMUNITY COLLEGE**

Played two seasons at Butler Community College in El Dorado, Kansas ... reached double-digit tackles in six of his 11 games during his 2016 sophomore campaign ... amassed 101 tackles and 18.5 tackles for loss while collecting 5.5 sacks and forcing four fumbles ... also recovered two fumbles, registered a safety and broke up a pass ... rated a three-star prospect by Scout and 247Sports ... ranked as the third-best junior college linebacker in the country by 247Sports ... ranked as the No. 32 junior college prospect by Scout and eighth-best linebacker ... will have three years to play two seasons as a Red Raider ... earned second team All-KJCCC honors at linebacker ... **CHOSE TEXAS TECH OVER:** Baylor, Louisville, Charlotte, Memphis, New Mexico and UAB.

HIGH SCHOOL

Attended Lyman High School in Casselberry, Fla. ... one of the best athletes in the state of Florida during prep career ... saw significant time at running back, gaining almost 1,000 yards as a sophomore at Lake Howell High School ... played safety on defense ... moved to Lyman prior to his senior year ... ranked 35th in the *Orlando Sentinel's* Central Florida Super60 listing of the top-60 prospects.

PERSONAL

Tony Jones ... a university studies major at Texas Tech.

NEWCOMER BIOS



28 JAYLON LANE

DB | 6-2 | 190 | Jr.-TR
Nacogdoches, Texas / Nacogdoches H.S.
Independence C.C.



INDEPENDENCE COMMUNITY COLLEGE

Played two seasons at Independence Community College in Independence, Kan. ... recorded 43 tackles and picked off five passes as a sophomore ... his five interceptions ranked 11th nationally in the NJCAA ... also recovered three fumbles with ranked 14th nationally and broke up six passes ... helped lead Independence to a 5-4 overall record ... played his freshman season at Jones County Junior College (Ellisville, Miss.) ... totaled 42 tackles as a freshman (35 solo) ... added an interception and forced fumble as well ... ranked fifth on the team in tackles ... three-star prospect by both 247Sports and Scout ... ranked No. 51 among junior-college prospects nationally by Scout and seventh among cornerbacks ... four-star prospect coming out of high school by most recruiting services ... **CHOOSE TEXAS TECH OVER:** Oregon State, Louisiana Tech, New Mexico and UCLA.

HIGH SCHOOL

Played at Nacogdoches High School under head coach Bobby Reyes ... four-star prospect coming out of high school ... received over 30 scholarship offers ... selected to participate in the 2014 nationally-televised Semper Fi All-American Bowl ... named an All-District 16-5A first team selection as a senior in 2014 ... played his sophomore and junior seasons at San Angelo Central High School ... recorded five interceptions in those two years, including two pick-sixes, while also recording a 48.0 kickoff return average as a junior.

PERSONAL

Jaylon Lane ... a sports management major at Texas Tech.



16 THOMAS LEGGETT

DB | 6-0 | 185 | So.-TR
Navarre, Fla. / Navarre H.S.
Allan Hancock College



ALLAN HANCOCK COMMUNITY COLLEGE

Played his 2016 freshman season at Allan Hancock College in Santa Maria, Calif. ... earned first team All-Pacific League honors after leading the team with 50 tackles (37 solo) during the 2016 season ... also recorded four tackles for loss and two interceptions ... his four pass breakups ranked second on the team ... had one sack and four tackles for a loss ... helped push Allan Hancock College to a 5-5 overall record while playing in California Community College Athletic Association.

HIGH SCHOOL

Attended Navarre High School in Navarre, Fla. ... named the Subway East Most Valuable Player as a senior after helping lead Navarre to its first undefeated regular season in school history ... was credited with 30 tackles and seven breakups as part of a 10-1 season ... led the team with 99 tackles during his junior campaign.

PERSONAL

Thomas Leggett ... one of four siblings ... has two older brothers in Bradley and Jordan Leggett and a younger sister, Amber ... Jordan Leggett was a tight end at Clemson and was selected by the New York Jets in the fifth round of the 2017 NFL Draft ... Bradley Leggett played collegiately at Florida Tech ... a nutrition major at Texas Tech.



3 XAVIER MARTIN

WR | 6-0 | 185 | Fr.-HS
Cibolo, Texas / Steele H.S.



HIGH SCHOOL

Attended Steele High School in Cibolo, Texas ... three-year letterwinner at Steele, one of the top high school programs in the state ... helped lead Cibolo to a 14-2 record and an appearance in the Texas Class 6A Division II title game as a senior ... ended the year with 2,248 passing yards and 22 touchdowns while rushing for 739 yards and 10 touchdowns ... threw for 2,110 yards and 21 touchdowns with just three interceptions as a junior ... added 698 yards and eight touchdowns on the ground, averaging more than seven yards per carry ... registered 373 yards of total offense and six touchdowns playing multiple positions as a sophomore ... became latest product of Steele High School to join Red Raider football program under Coach Kingsbury ... joins the likes of Justin Stockton, Antoine Wesley and Terence Steele to arrive at Texas Tech from Steele ... three-star prospect by Rivals, Scout and ESPN ... named a four-star recruit by 247Sports ... rated among the best quarterbacks in the state of Texas by all four publications ... **CHOOSE TEXAS TECH OVER:** Colorado State, New Mexico and Tulane as well as interest from Oregon and Texas.

PERSONAL

Xavier Martin ... a pre-engineering major at Texas Tech.



91 NELSON MBANASO

DL | 6-3 | 270 | Fr.-HS
Pflugerville, Texas / Hendrickson H.S.



HIGH SCHOOL

Attended Hendrickson High School in Pflugerville, Texas ... named to the first team All-District 13-6A following both his junior and senior seasons at Hendrickson High School ... recognized on the All-Central Texas second team by the Austin American-Statesman following his senior campaign ... recorded 46 tackles and eight sacks as a junior in 2015 ... named a three-star prospect by Rivals, Scout, 247Sports and ESPN ... ranked as the No. 7 defensive end in Texas by Scout ... ranked as the 23rd strong side defensive end in the country by Rivals ... had long list of over 20 scholarship offers before committing to Texas Tech ... **CHOOSE TEXAS TECH OVER:** Arkansas, Baylor, Colorado, Houston, Kansas, Oklahoma State, Purdue, SMU.

PERSONAL

Nelson Mbanaso ... older brother, P.J. Mbanaso, is currently a defensive back at Oklahoma ... a marketing major at Texas Tech.



▲ XAVIER MARTIN

CONTENTS

RED RAIDERS

STAFF

'16 REVIEW

HISTORY

RECORDS

TEXAS TECH

NEWCOMER BIOS

**5 OCTAVIOUS MORGAN**

DB | 6-0 | 205 | Jr.-TR
Greenwood, S.C. / Greenwood H.S.
Butler C.C.

**BUTLER COMMUNITY COLLEGE**

As a sophomore, Morgan recorded 42 tackles, one tackle for loss, a blocked kick, three pass breakups and three interceptions as the Grizzlies went 7-5 ... during his freshman campaign, Morgan found the endzone twice, once on an interception return, and the other on a fumble return ... as a freshman he recorded 56 tackles, three pass breakups, a forced fumble, a fumble recovery and six interceptions, including 160 interception return yards ... the Grizzlies went 9-2 in 2015, including a 6-1 mark in conference play ... earned first team All-KJCCC honors at cornerback ... a four-star cornerback according to ESPN & Scout recruiting services ... the No. 16 prospect on ESPN's JC 50 ... the No. 4 junior college corner in the nation according to ESPN ... **CHOOSE TEXAS TECH OVER:** Arizona State, Arkansas, Baylor, Iowa State, Kansas State, Louisville, Memphis and West Virginia, among others.

HIGH SCHOOL

Attended Greenwood High School in Greenwood, S.C. ... played under coach Gene Cathcart ... the Eagles advanced to the 4A state championship game in his freshman, sophomore and junior seasons ... scored the game-winning touchdown in overtime to give the Eagles a 31-24 overtime win in the state title game against Rock Hill Northwestern his junior year ... Rock Hill Northwestern was quarterbacked by Oklahoma State's Mason Rudolph in that game ... was selected to the North Carolina-South Carolina Shrine Bowl following his senior season.

PERSONAL

Octavious Morgan ... a university studies major at Texas Tech.

**85 DOMINIC PANAZZOLO**

P | 6-5 | 205 | Jr.-TR
Adelaide, Australia / Aberfoyle Park H.S.
Snow College

**SNOW COLLEGE**

Played his first two collegiate seasons at Snow College in Ephraim, Utah ... refers to himself as a "dual-threat" punter due to the fact he can utilize the traditional punt and rugby style ... can also kick with either foot ... part of a Snow College program that finished 8-2 in 2016 and then 10-1 in 2015 ... ranked third in the NJCAA as a sophomore with a 41.7 yards per punt average ... downed 13 of his 41 punts on the season inside the 20 ... had three others fair caught ... longest punt came at 63 yards ... boomed three punts over 50 yards on the year ... earned All-WSFL second team honors as a punter ... was also a second team NJCAA All-American ... recorded a 34.9 yards per punt average as a freshman in 2015 ... ranked 24th in the NJCAA that season in yards per punt ... boomed a 72-yard attempt during the season that ranked as the third-longest in the country ... two star recruit by both Rivals and 247Sports ... ranked as the No. 2 junior college punter in the country by 247Sports ... **CHOOSE TEXAS TECH OVER:** Louisiana Tech.

HIGH SCHOOL

Attended Aberfoyle Park High School in his native Australia ... joins growing list of Australian kickers to play collegiate football in the United States.

PERSONAL

Dominic Panazzolo ... a university studies major at Texas Tech.

**68 CASEY VERHULST**

OL | 6-6 | 315 | Fr.-HS
Plano, Texas / Plano East H.S.

**HIGH SCHOOL**

Attended Plano East High School in Plano, Texas ... helped lead Plano East High School to a 6-5 season as a senior and an appearance in the Class 6A Division I playoffs ... played left tackle for a Panthers offense that recorded 4,800 yards of total offense ... earned All-District 6-6A honors as a junior ... helped lead Plano East to the playoffs during junior season as well ... Panthers ended that season with a 7-4 record ... part of a Panthers offense that totaled over 4,100 yards of total offense in 2015 ... three-star prospect according to Rivals, Scout, ESPN and 247Sports ... ranked as the 11th-best offensive tackle in the state of Texas by Scout ... ranked No. 117 on ESPN's list of offensive tackles in the 2017 class ... member of the *Dallas Morning News'* top-100 recruits for the North Texas area ... **CHOOSE TEXAS TECH OVER:** Colorado, Colorado State, Houston, Kansas State, Nevada, New Mexico, North Texas, Purdue, Rice, San Diego State, Southern Miss and Utah State among others.

PERSONAL

Casey Verhulst ... an agricultural and applied economics major at Texas Tech.

**90 QUENTIN YONTZ**

DL | 6-2 | 255 | Jr.-TR
Corona, Calif. / Centennial H.S.
Fullerton College

**FULLERTON COLLEGE**

Played his first two collegiate seasons at Fullerton College in Fullerton, Calif. ... part of a Hornets program that won the California Community College Athletic Association state title for the fourth time in program history and first time in 33 years ... was a two-year starter at Fullerton ... garnered second team All-SCFA honors as a sophomore after recording 38 tackles and four sacks during the 2016 campaign ... also had 10.5 tackles for a loss and a fumble recovery ... posted 15 tackles and 2.5 sacks during his freshman season ... **CHOOSE TEXAS TECH OVER:** Interest from Liberty, Missouri State, New Mexico, Western Michigan, Central Florida and Utah State.

HIGH SCHOOL

Attended Centennial High School in his hometown of Corona, Calif. ... team finished as the state runner-up his senior year ... played for one of the top high school programs in the state at Centennial ... tied the school record with 12.5 sacks as a senior ... named the Big VIII League Co-Defensive Player of the Year ... also earned All-CIF and All-Inland first team honors ... played in the O.C. vs. I.E. All-Star Classic following his senior year ... family moved to Couer d'Alene, Idaho, for his sophomore and junior years ... spent his freshman year at Centennial ... high school coach: Matt Logan.

PERSONAL

Quentin Yontz ... a university studies major at Texas Tech.



**COACHING
STAFF**

HEAD COACH KLIFF KINGSBURY



KLIFF KINGSBURY

Head Coach
5th Season
Texas Tech '01

Kliff Kingsbury, the architect of one of the nation's most high-powered offenses, enters his fifth season as head coach at Texas Tech. The 15th head coach in program history, Kingsbury was tabbed to lead his alma mater on Dec. 12, 2012.

Under his watch, the Red Raiders have boasted an explosive offense that has annually ranked among the top units in the country. Tech has made two bowl appearances under Kingsbury, who enters the 2017 season with a 24-26 overall record.

Tech concluded the 2016 season as the nation's leader in total offense, marking the sixth-straight year where a Kingsbury-led offense finished 11th or higher in the category dating back to his time at both Houston and Texas A&M. The Red Raiders

were also the nation's leader in passing offense and ranked fifth for scoring offense.

Kingsbury's offense shined behind the play of his latest quarterback pupil – Patrick Mahomes II. The Red Raiders averaged over 40 points per game for the second-straight season behind Mahomes' arm as he threw for 5,052 yards and 41 touchdowns while also rushing for 285 more yards and 12 touchdowns.

Mahomes, the 2016 Sammy Baugh Award winner, led the country in passing yards as he was just the 12th quarterback in NCAA FBS history to reach 5,000 yards in a season and just the third to do so when playing in 12 or less games. Mahomes was the second of Kingsbury's quarterbacks to lead the nation in passing yards, joining former Houston signal caller Case Keenum (2009, 2011).

Kingsbury's reputation as one of the top developers of quarterbacks was further proven in 2015 with the emergence of Mahomes, who, as just a true sophomore, became the youngest quarterback in NCAA history and the 13th signal caller all-time to amass 5,000 yards of total offense in a single season.

Mahomes, who led the nation in total offense per game, recorded 46 touchdowns – 36 passing and then 10 more on the ground – for a Tech attack that led the nation in plays gaining at least 10 yards (284). His 10 rushing touchdowns matched the Tech single-season record for a quarterback. Mahomes' success leading the Red Raider offense placed the Whitehouse native in elite recognition nationally as he is one of just three quarterbacks all-time to record 5,000 yards of total offense twice in a career, joining fellow Red Raider standout Graham Harrell (2007-08) and Keenum (2008-09, 2011).

His rise marked the latest in a string of Kingsbury pupils who have ranked among the nation's elite quarterbacks, putting Mahomes in similar category as Case Keenum (Houston) and Heisman Trophy winner Johnny Manziel (Texas A&M). Only

Keenum, who finished seventh in the 2011 Heisman voting, passed for more yards in a season than Mahomes did during the 2015 and 2016 campaigns.

Like Manziel and Keenum, Mahomes caught the attention of NFL personnel as he was selected 10th overall by the Kansas City Chiefs in the 2017 NFL Draft, marking the highest a Tech quarterback had ever been picked. Mahomes joined Manziel as NFL first-round selections under Kingsbury after the former Heisman winner was picked 22nd overall in the 2014 draft. Keenum, meanwhile, has appeared in 26 pro games as an undrafted free agent where he has thrown for 5,224 yards and 24 touchdowns. Another of Kingsbury's formal pupils – Davis Webb – was selected by the New York Giants in the third round of the 2017 NFL Draft as well.

The Red Raiders once again ranked among the nation's leaders during the 2015 campaign, finishing second in total offense, scoring offense as well as passing offense. Tech concluded the year averaging a school-record 45.1 points per game after scoring at least 25 points in all 13 games. The Red Raiders were one of just two teams nationally and the only school in a power-five conference to score 25 or more points in every game of the 2015 season.

Tech's success offensively helped the Red Raiders to a pair of quality road wins at both Arkansas and Texas and an invitation to the AdvoCare V100 Texas Bowl. It was Tech's first win over Texas in Austin since the 1997 season.

Mahomes' main target throughout the 2015 season was Jakeem Grant, who accumulated 1,268 receiving yards to become the second 1,000-yard receiver of Kingsbury's tenure (Jace Amaro – 2013). Grant ended his career as the Tech all-time leader in receiving yards (3,164), breaking the previous mark that was set by two-time Biletnikoff Award winner Michael Crabtree. Grant also snapped the Tech single-season record for all-purpose yards (2,353) and career kick return touchdowns (4).

Even with Mahomes blistering opponents through the air, Tech still managed to boast a 1,000 yard rusher for a second-straight season after DeAndre Washington accounted for 1,492 yards on the ground. Washington became the first Tech running back to register consecutive 1,000-yard seasons since former Doak Walker Award winner Byron Hanzpard in 1995 and 1996.

The successful year offensively marked the first time in school history where Tech had a 4,000-yard passer, a 1,000-yard rusher and a 1,000-yard receiver in the same season.

Washington eclipsed the 1,000-yard mark for the first time in 2014 as he was the first Red Raider to rush for 1,000 yards in a single season since Ricky Williams did so in 1998. Washington led a balanced offense that ended the year ranked fifth in passing offense and 10th for total offense.

In Kingsbury's first season in 2013, the Red Raiders finished 8-5 overall after a stunning 37-23 win over No. 16 Arizona State in the National University Holiday





CONTENTS

RED RAIDERS

STAFF

'16 REVIEW

HISTORY

RECORDS

TEXAS TECH

Under Kingsbury's guidance, the Aggies finished third nationally in total offense, averaging 552.33 yards per game. Texas A&M boasted one of the most balanced attacks in college football that season, ranking 13th nationally in rushing offense and 14th in passing offense.

For his efforts, Kingsbury was named the Offensive Coordinator of the Year by FootballScoop.com, marking the second-straight season where he earned the honor. Kingsbury also claimed the award in 2011 while directing the Houston offense.

The 2011 season was Kingsbury's first as co-offensive coordinator after spending the 2010 season as quarterbacks coach and the 2008-09 campaigns in a quality control role. The Cougars led the nation in total offense, passing offense and scoring in 2011, while Keenum completed his record-setting career by placing seventh in the Heisman Trophy voting and winning the Sammy Baugh Award.

With Kingsbury calling the offensive plays, the Cougars averaged 599.1 total yards per game, including 450.1 through the air, while scoring over 49 points per game. The Cougars scored over 70 points in two games in 2011 and finished the year with a 30-14 victory over Penn State in the TicketCity Bowl.

Kingsbury was instrumental in the continued development of Keenum, who wrapped his illustrious career as the most prolific passer in NCAA FBS history. In his one season with Kingsbury as his quarterbacks coach, Keenum completed 428-of-604 passes for 5,631 yards and 48 touchdowns, all NCAA FBS bests.

Kingsbury prepped true freshman signal caller, David Piland to an average of 330.1 yards passing per game in his first season as quarterbacks coach at Houston in 2010. Piland, who replaced an injured Keenum early in the season, ranked third nationally in passing yards per game en route to being named to the Sporting News Freshman All-America team.

Bowl. He became just the second coach in program history to win a bowl game in his first season as the Red Raiders dismantled the heavily-favored Sun Devils in San Diego.

Despite a young and inexperienced roster, Tech managed to rank eighth nationally in total offense during Kingsbury's debut season as the Red Raiders averaged 35 points per game. With an offense that primarily featured a pair of true freshman quarterbacks, Tech ended the year ranked second nationally in passing offense after averaging 392.8 yards per game through the year.

Kingsbury's hiring helped revitalize the Texas Tech fan base as the Red Raiders set a new school record for average home attendance during his first season (57,933 average per game). Tech broke that record again a year later after averaging 58,934 fans per game.

Under Kingsbury, Tech has featured eight players named to either the All-Big 12 first or second team as well as three All-America selections in Amaro (2013), Le'Raven Clark (2015) and Grant (2015). Clark was a three-time honoree on the All-Big 12 teams as he became the first Red Raider to earn first-team accolades in consecutive seasons since Michael Crabtree in 2007 and 2008.

Clark is one of five Red Raiders to have his name called during the NFL Draft during Kingsbury's tenure, joining the likes of Amaro (New York Jets), Will Smith (Dallas Cowboys), Washington (Oakland Raiders) and Grant (Miami Dolphins). Tech has also had several players sign free-agent contracts during that time as well.

In addition to leading Tech to success on the field, Kingsbury, one of 10 student-athletes to earn Academic All-America honors in program history, has put an emphasis on the classroom where Tech has excelled with 42 selections to the Academic All-Big 12 teams over the past four seasons.

Mahomes joined the elusive list of Academic All-Americans following the 2016 season as he earned second team honors by the College Sports Information Directors of America (CoSIDA). Mahomes was the first Red Raider to earn Academic All-America honors since Cody Davis in 2012.

Kingsbury returned to West Texas following a one-year stint as the offensive coordinator at Texas A&M in 2012. In his only season, Kingsbury played a crucial role in leading Manziel to the Heisman Trophy as just a freshman. Manziel was the first freshman ever to win the most prestigious trophy in college football.

QUARTERBACKS UNDER KLIFF KINGSBURY



▲ CASE KEENUM threw for over 19,000 yards during his career at Houston, which remains the most all-time in NCAA FBS history. He has since then started 24 games in the NFL.



▲ In Kingsbury's lone season at Texas A&M, JOHNNY MANZIEL became the first freshman in NCAA history to win the Heisman Trophy after throwing for 3,706 yards and rushing for 21 touchdowns.



▲ DAVIS WEBB played three seasons under Kingsbury before spending his 2016 senior year at Cal. He was drafted by the New York Giants in the third round of the 2017 NFL Draft.



▲ After a record-setting career leading the Red Raiders, PATRICK MAHOMES II was selected 10th overall in the 2017 NFL Draft by the Kansas Chiefs, the highest a Red Raider has ever been picked.

HEAD COACH KLIFF KINGSBURY

KINGSBURY FILE

Hometown	New Braunfels, Texas
High School	New Braunfels '98
College	Texas Tech '01
Family	Tim & Sally Kingsbury (parents) Klint Kingsbury (brother)

COACHING HISTORY

2013-Present:	Texas Tech Head Coach
2012:	Texas A&M Offensive Coordinator (QBs)
2011:	Houston Co-Offensive Coordinator (QBs)
2010:	Houston Assistant Coach (QBs)
2008-09:	Houston Offensive Quality Control

BOWL HISTORY

2015	AdvoCare V100 Texas Bowl
2013	National University Holiday Bowl
2009	Bell Helicopter Armed Forces Bowl
2008	Bell Helicopter Armed Forces Bowl

RECORD VERSUS OPPONENTS

Arizona State	1-1
Arkansas	1-1
Baylor	1-3
Central Arkansas	1-0
Iowa State	3-1
Kansas	4-0
Kansas State	1-3
Louisiana Tech	1-0
LSU	0-1
Oklahoma	0-4
Oklahoma State	0-4
Sam Houston State	1-0
SMU	1-0
Stephen F. Austin	2-0
TCU	2-2
Texas	1-3
Texas State	1-0
UTEP	2-0
West Virginia	1-3

RECORD VERSUS CONFERENCES

American	1-0
Big 12	13-23
FCS Opponents	4-0
Pac-12	1-1
Conference USA	3-0
Southland	3-0
Sun Belt	1-0
Southeastern (SEC)	1-1

PLAYING EXPERIENCE

2008	Team Texas (All-American Football League)
2007	Winnipeg Blue Bombers (CFL) Montreal Alouettes (CFL)
2006	Buffalo Bills Cologne Centurions (NFL Europe)
2005	Denver Broncos New York Jets
2004-05	New Orleans Saints
2003-04	New England Patriots
1999-02	Texas Tech
1994-97	New Braunfels High School

Kingsbury joined the coaching profession following a five-year professional career. A sixth-round NFL Draft pick in 2003 by the New England Patriots, Kingsbury played for five NFL teams and also saw action in the Canadian Football League and the All-American Football League.

Kingsbury was drafted by Bill Belichick and the New England Patriots after a record-setting career at Texas Tech. Kingsbury received multiple honors during his career as a quarterback for the Red Raiders, including Associated Press Big 12 Offensive Player of the Year accolades.

In addition, he set 39 school records, 16 Big 12 marks and 17 NCAA records during his Red Raider career (1999-2002). As a senior, he was presented the Sammy Baugh Trophy, which is awarded annually to the nation's top college quarterback.

Kingsbury was the first in a long line of record-setting Texas Tech quarterbacks under then-head coach Mike Leach. He recorded more than 12,000 passing yards and total offense, including over 1,000 completions, making him only the third player in NCAA history to accomplish all three feats.

Kingsbury also excelled in the classroom where he was one of 14 collegiate football players to receive a post-graduate scholarship from the National Football Foundation and Hall of Fame. He also garnered Academic All-America Player of the Year honors in 2002, the highest academic honor for a Red Raider in program history.

A native of New Braunfels, Texas, Kingsbury graduated from Texas Tech in 2001 with a bachelor's degree in management.

OFFENSES UNDER KINGSBURY

Since earning his first coordinator position at Houston in 2010, Kliff Kingsbury has annually produced one of the nation's top offenses. A two-time National Offensive Coordinator of the Year honoree, Kingsbury has produced an offense that has ranked 11th or better nationally in each of the past five seasons. Here is a listing of where Kingsbury's offenses have ranked in the NCAA since 2010:

SCHOOL (YEAR)	TOTAL OFFENSE	SCORING OFFENSE	PASSING OFFENSE	RUSHING OFFENSE
Houston (2010)	11th	13th	5th	61st
Houston (2011)	1st	1st	1st	68th
Texas A&M (2012)	3rd	4th	14th	11th
Texas Tech (2013)	8th	23rd	2nd	111th
Texas Tech (2014)	10th	52nd	5th	80th
Texas Tech (2015)	2nd	2nd	2nd	40th
Texas Tech (2016)	1st	5th	1st	123rd

QUARTERBACKS UNDER KINGSBURY

YEAR	PLAYER	COMP	ATT	PCT.	YARDS	TD	INT	RATE	HEISMAN
2008	Case Keenum (Hou.)	397	589	67.4	5,020	44	11	159.9	N/A
2009	Case Keenum (Hou.)	492*	700*	70.3	5,671*	44*	15	154.8	N/A
2010	David Piland (Hou.)+	201	345	58.3	2,641	24	14	137.4	N/A
2011	Case Keenum (Hou.)	428*	603*	71.0	5,631*	48*	5	174.0	7th
2012	Johnny Manziel (TAMU)^	295	434	68.0	3,706	26	9	155.3	1st
2013	Davis Webb (TTU)	226	361	62.6	2,718	20	9	139.1	N/A
2013	Baker Mayfield (TTU)	218	340	64.1	2,315	12	9	127.7	N/A
2014	Davis Webb (TTU)	211	345	61.2	2,539	24	13	138.4	N/A
2014	Patrick Mahomes II (TTU)	105	185	56.8	1,547	16	4	151.2	N/A
2015	Patrick Mahomes II (TTU)	336	517	56.0	4,283	32	14	149.6	N/A
2016	Patrick Mahomes II (TTU)	388	591	65.7	5,052*	41	10	156.9	N/A

+ -- David Piland was the backup to Case Keenum, whose 2010 season was cut short by injury.

^ -- Johnny Manziel also rushed for 1,410 yards and 21 TDs on his way to claiming the 2012 Heisman Trophy.

* -- Indicates player led the nation in that category.



DEFENSIVE COORDINATOR DAVID GIBBS



DAVID GIBBS

Defensive Coordinator
3rd Season
Colorado '90

David Gibbs enters his third season as Texas Tech's defensive coordinator, bringing a wealth of experience to the position which includes 24 years at either the NCAA FBS level or the NFL.

Gibbs, who is entering his 10th season as a defensive coordinator, has been a member of a coaching staff that has played in a bowl game in 10 of his 15 seasons at the collegiate level. His units regularly rank among the nation's leaders in forced turnovers and total defense.

In his first season at the helm of the Red Raider defense, Gibbs preached the importance of forcing turnovers and the effects showed as Tech went from a minus-13 turnover margin in 2014 to plus-

2 in 2015. The Red Raiders picked off 15 passes and recovered 10 fumbles in 2015, just a year after forcing just 15 turnovers altogether.

Turnovers have been a staple of Gibbs' units since he returned to the collegiate ranks as Houston's defensive coordinator in 2013. Over his two seasons at Tech alone, Gibbs' defense has totaled 38 turnovers, averaging just over 1.5 takeaways per game.

Gibbs quickly changed the defensive culture at Houston shortly after his arrival prior to the 2013 season. The Cougars ranked as the third-most improved scoring defense nationally and ranked 20th in the country after allowing 21.8 points per game, a significant improvement from the 36 points per game Houston surrendered in 2012.

The 2013 Houston defense led the nation with 43 turnovers forced to help lead the Cougars to a nation's best plus-25 turnover margin. Trevon Stewart led the nation and set a UH record with six fumble recoveries while Adrian McDonald led The American Athletic Conference with six interceptions.

The dramatic defensive overhaul under Gibbs continued in 2014 as Houston finished the regular season ranked 11th nationally in scoring defense at 19.5 points per game and 19th nationally in total defense at 334.6 yards per game. The Houston defense was fifth nationally with 30 takeaways, including 19 interceptions, a number that ranked sixth nationally. Two players (Joey Mbu and Adrian McDonald) received first team honors from The American while two others (William Jackson and Efreem Oliphant) received second team honors from the league.

Prior to Houston, Gibbs' last collegiate coaching stop was in 2005 when he served as defensive coordinator at Auburn. The Tiger defense ranked sixth nationally in scoring defense, allowing just 15.5 points per game that season, while ranking 11th in sacks (39) and 16th in third-down defense.

On the professional level, Gibbs spent a combined nine seasons in Denver, Kansas City and Houston as a defensive backs coach. Teams sporting Gibbs on staff finished in the top 12 of total defense five times and advanced to the NFL Playoffs on three occasions. Three players under Gibbs earned NFL Pro Bowl selections in Champ Bailey, John Lynch and Deltha O'Neal.

Gibbs received his NFL start in 2001 with Denver where in his first year the Broncos defense ranked No. 6 in the league in interceptions and No. 9 in total defense. In 2002, the defense improved to No. 6 in total defense and No. 3 in passing touchdowns allowed. The following two years saw Denver advance to the playoffs as the Broncos ranked fourth in the NFL in total defense both seasons. Both years also saw the squad finish sixth in passing defense and in the top 10 of scoring defense.

Following his one season at Auburn, Gibbs returns to the NFL in 2006 as a defensive backs coach with the Kansas City Chiefs. Gibbs spent three seasons with the Chiefs, assisting with a Kansas City defense that improved from 25th in total defense the year prior to his arrival to 12th overall. In 2007, the Chiefs improved to No. 5 in the league in passing defense while ranking fourth in passing touchdowns allowed.

The Chiefs allowed just one 300-yard passer in each of his first two seasons in Kansas City. After helping the 2008 Kansas City defense to finish ninth in turnovers



forced, Gibbs moved to Houston where the Texans' pass defense improved seven spots to 10th in the league in passing defense in his first year.

Prior to joining the professional ranks, Gibbs became the youngest coordinator on the FBS level at the time as the then 29-year old took over as a defensive coordinator at Minnesota in 1997. Gibbs improved a Minnesota defense that had ranked last in the Big Ten in 1996 to one that was ranked eighth in the nation in pass efficiency defense and scoring defense by 1999.

His defense helped lead the Golden Gophers to back-to-back bowl games in 1999 and 2000. Players from Gibbs' span at the school (1997-2000) currently own 17 individual defensive records at Minnesota while his 1997 group holds the team record with 41 sacks in a season.

Under Gibbs' tutelage, Tyrone Carter won the 1999 Jim Thorpe Award and back-to-back All-America honors in 1998 and 1999. Defensive end Lamanzer Williams earned All-American honors in 1997 as Gibbs' defense produced an All-American in three-straight seasons for the first time at Minnesota since 1961-63.

In addition, defensive end Karon Riley was named the Big Ten Defensive Lineman of the Year in 2000. Under Gibbs, six Minnesota defensive players earned first team All-Big Ten honors while six more earned second team honors.

Gibbs earned his first full-time coaching position in 1995 at the University of Kansas where he coached the program's defensive backs. The Jayhawks advanced to just their eighth bowl game in program history in Gibbs' first year where they defeated UCLA in the Hawaii Bowl. Defensive back Dorian Brew earned All-Big Eight honors in Gibbs' first season while Tony Blevins and Jason Harris each earned All-Big 12 honors under Gibbs.

Gibbs earned his first coaching opportunity with back-to-back two-year stints as a graduate assistant at both Colorado and Oklahoma. Oklahoma won the 1991 Gator Bowl while Colorado collected wins in the 1993 Aloha Bowl and 1994 Fiesta Bowl with Gibbs on staff.

The Auburn, Ala., native was a four-year letterman at the University of Colorado from 1987-90 and started at defensive back for the 1990 national-title winning Colorado team and the 11-1 1989 team that finished fourth nationally in the season's final polls. Gibbs graduated from Colorado in 1990, earning Academic All-Big Eight honors as a senior.

Gibbs and his wife, Debbie, are the parents of two children – a son, Hudson, and a daughter, Charlie Grace.

COACHING EXPERIENCE

2015-Present: Texas Tech Defensive Coordinator
2014: Houston Interim Head Coach (Armed Forces Bowl)
2013-14: Houston Defensive Coordinator
2012: Virginia Destroyers (UFL) Assistant Coach (defensive backs)
2009-10: Houston Texans Assistant Coach (defensive backs)
2006-08: Kansas City Chiefs Assistant Coach (defensive backs)
2005: Auburn Defensive Coordinator
2001-04: Denver Broncos Assistant Coach (defensive backs)
1997-2000: Minnesota Defensive Coordinator
1995-96: Kansas Assistant Coach (defensive backs)
1993-94: Colorado Graduate Assistant
1991-92: Oklahoma Graduate Assistant

CONTENTS

RED RAIDERS

STAFF

'16 REVIEW

HISTORY

RECORDS

TEXAS TECH

OFFENSIVE COORDINATOR ERIC MORRIS



ERIC MORRIS

Offensive Coordinator
5th Season
Texas Tech '08

No stranger to Texas Tech or its high-powered offense, Eric Morris enters his fifth season on head coach Kliff Kingsbury's staff and his fourth in the role of offensive coordinator.

Morris has helped produce one of the most high-scoring offenses in the country the past four seasons as Tech has annually ranked among the top 10 units in total offense and among the top five for passing offense. The Red Raiders led the nation in 2016 with 566.6 yards of total offense per game as well as 463 passing yards per game.

Tech has averaged at least 40 points per game in each of the past two seasons and over 30 points during Morris' entire tenure on staff. The Red Raiders snapped the single-season school record with

45.1 points per game in 2015 and then averaged 43.7 points per game in 2016.

The Red Raiders' success offensively in 2015 pushed Tech to an appearance in the AdvoCare V100 Texas Bowl, its second postseason trip during Morris' tenure. Tech closed the 2015 campaign ranked second nationally in total offense, scoring offense as well as passing offense.

Most impressively, the Red Raiders were consistent throughout the season as Tech totaled at least 25 points in all 13 games. Tech was one of just two schools nationally and the only team in a power-five conference to score 25 or more points in every game of the 2015 season.

Morris, a 2008 graduate of Texas Tech, helped Tech boast a balanced attack that featured a 4,000-yard passer in Patrick Mahomes II, a 1,000-yard rusher in DeAndre Washington and a 1,000-yard receiver in Jakeem Grant. It marked the first time in program history where three different Red Raiders reached each of those three marks during the same season.

Under Morris' guidance, Grant ended his career as the all-time leading receiver in Tech history. Grant, an All-America honoree by several publications, totaled 3,164 receiving yards over his four seasons, breaking the previous school record that was set by two-time Biletnikoff Award winner Michael Crabtree.

In addition, Grant also snapped the Tech single-season record for all-purpose yards after totaling 2,353 on the year, including 1,268 yards through the air. He also returned a pair of kickoffs for a touchdown, breaking the Tech career record in the process.

Following Grant's departure, Morris tutored Jonathan Giles and Keke Coutee — both true sophomores at the time — to breakout seasons in 2016. Giles earned All-Big 12 second team honors after recording 1,158 receiving yards and 13 touchdowns, both of which ranked in the top 10 in Tech single-season history. Coutee, meanwhile, finished second on the team with 890 receiving yards and seven touchdowns while fellow inside receiver Cameron Batson hauled in 60 passes — second-most on the team — for 644 yards and eight touchdowns.

In Morris' first season as the lone offensive coordinator, Tech finished with a No. 10 national ranking in total offense as the Red Raiders averaged 504.1 yards-per-game in 2014. Additionally, the passing offense ended the season with a No. 5 national ranking as Tech averaged 351.1 yards per game through the air.

The Red Raiders displayed a balanced attack that season thanks in part to Washington's impact on the ground game. The then-junior rushed for 1,103 yards over 12 games, marking the first time a Red Raider running back had reached the 1,000-yard mark since Ricky Williams in 1998.

Morris shared offensive coordinator responsibilities during his debut season in 2013 where the Red Raiders displayed the nation's second-ranked passing attack (392.8 yards per game) and the eighth-best unit for total offense (511.0 yards-per-game). The solid season offensively pushed Tech to an appearance in the National University Holiday Bowl where the Red Raiders pulled off a stunning 37-23 victory over No. 16 Arizona State.

Jace Amaro closed 2013 campaign with one of the best seasons by a receiver in program history. Amaro, a second round selection in the 2013 NFL Draft by the New York Jets, set an NCAA FBS record for most receiving yards (1,352) in a single season by a tight end and was named an NCAA Consensus All-American.

Morris, a native of nearby Shallowater, returned to his roots in West Texas after spending the 2012 season as the inside receivers coach for former Tech head coach Mike Leach at Washington State. In his only season, the Washington State receiving corps hauled in 3,965 yards as well as 23 touchdowns.

Prior to heading to Pullman, Morris spent two years on Kevin Sumlin's staff at the University of Houston, first as an offensive graduate assistant in 2010 and then as the offensive quality control assistant in 2011. Kingsbury was on the same staff as Morris at the time as he served as quarterbacks coach in 2010 before being promoted to co-offensive coordinator a year later.

Morris and Kingsbury helped produce one of the nation's top offenses in 2011 as the Cougars led the country in passing (443.8 yards per game), total offense (599.0 yards per game) and scoring average (50.8 points per game). Houston concluded the season with a 12-1 record which included a win over Penn State in the TicketCity Bowl.

Before joining the coaching profession, Morris played in the Canadian Football League. He joined the Saskatchewan Roughriders out of training camp in 2009 while battling a knee injury.

Morris was a versatile, all-round player during his four seasons as a Red Raider wide receiver (2005-08). Morris caught 184 passes for 1,965 yards and 19 touchdowns over his four seasons, the majority of which came during his final two years. He concluded his career as one of four players in NCAA FBS history to be part of multiple receiving trios where each player recorded at least 60 receptions in a season.

Morris was also instrumental as Tech's primary punt returner the final two seasons where he averaged just over 10 yards a return. He was named to the All-Big 12 second team as a punt returner by the Fort Worth Star Telegram as a senior and was also a member of the 2007 Academic All-Big 12 first team.

Morris arrived at Tech following a stellar prep career at Shallowater High School where he was named the Lubbock Avalanche-Journal All-South Plains Super Team Offensive Player of the Year as a senior in 2003. He finished with 926 rushing yards that season and 24 touchdowns while throwing for another 1,926 yards and 22 touchdowns.

Morris received his bachelor's degree in communications studies from Texas Tech in 2008. He and his wife, Maggie, reside in Lubbock with their son, Nicholas Jack.

COACHING EXPERIENCE

- 2015-present: Texas Tech Offensive Coordinator (inside receivers)
- 2014: Texas Tech Offensive Coordinator (wide receivers)
- 2013: Texas Tech Co-Offensive Coordinator (inside receivers)
- 2012: Washington State Assistant Coach (inside receivers)
- 2011: Houston Graduate Assistant (wide receivers)
- 2010: Houston Quality Control Assistant



SPECIAL TEAMS COORDINATOR JOE ROBINSON



JOE ROBINSON

Special Teams Coordinator
2nd Season
LSU '85

Joe Robinson, one of the most respected special teams coaches in the country, enters his second season as part of head coach Kliff Kingsbury's staff in 2017.

Robinson, a native of nearby Abilene, Texas, returned to his roots in West Texas in 2016 to lead a Red Raider special teams unit that ranked among the top 50 teams in the country for both punt returns (39th) and blocked kick (44th). It marked the second time in the last three years where Robinson's punt return team has ranked in the top 40 nationally.

Tech blocked a pair of field goals during the 2016 season alone – its most since 2013 – while Cameron Batson averaged 9.6 yards per punt return, the highest average for a Red Raider since 2012. Batson ended his junior year ranked 23rd nationally in punt return average.

Clayton Hatfield, meanwhile, became one of the most accurate kickers in the country under Robinson's tutelage. The sophomore ended the year 13-of-14 overall on field goal attempts to rank fourth nationally in field-goal percentage. He was also 32nd nationally in scoring after averaging a team-high 8.7 points per game.

Robinson arrived in Lubbock following four seasons at South Carolina, the final three of which he focused solely on special teams. He previously coached tight ends as well as special teams during his first season in 2012.

In his four seasons in Columbia, Robinson, the 2010 Football Scoop Special Teams Coordinator of the Year, produced several strong special teams units for a South Carolina program that recorded a pair of 11-win seasons and three bowl appearances during his tenure.

South Carolina ranked among the national leaders in several special teams categories during Robinson's final season in 2015, finishing seventh in net punting, 24th in kickoff return defense and 30th in kickoff returns. The Gamecocks previously ranked ninth nationally in 2012 for punt returns and 18th for punt return defense.

During Robinson's first year, Ace Sanders set a school record for punt return yards in a season while earning second team All-America honors and SEC Special Teams Player of the Year accolades. Pharoh Cooper also earned Freshman All-SEC honors under Robinson in 2013 as a return specialist.

Prior to joining the staff at South Carolina, Robinson spent one season as the defensive line coach at the University of North Carolina (2011) and three years coaching the defensive line and specials teams at LSU (2008-10).

Robinson earned his acclaim as a top special teams coordinator while at LSU. In 2010, LSU finished in the top 13 nationally that year in net punting, kickoff return average and punt return average en route to a trip to the Cotton Bowl.

LSU's special teams combined to rank No. 1 overall in the SEC during the 2009 season. The Tigers were also the only SEC team to rank among the top three in the conference in four special teams categories. Kick returner Trindon Holliday thrived under Robinson's watch as he led the SEC and ranked second nationally in punt returns before being selected in the 2010 NFL Draft by the Houston Texans.

LSU benefited from six special teams touchdowns during Robinson's tenure, five of which that were the result of a punt return. The lone exception was a 53-yard blocked field goal that was returned by Patrick Peterson against Ole Miss.

Robinson has coached a variety of position during his coaching career, including defensive line, special teams, linebackers and running backs. He also has experience as a recruiting coordinator at both Southern Miss (1992-98) and Louisiana Tech (1989-91; 2001).

This will be Robinson's second job inside the state of Texas as he spent the 2002 season at the University of Houston. He has also held coaching positions at Central Florida (2003) and Arizona (2004-07).

Robinson, a 1985 graduate of LSU, began his coaching career in the high school ranks in 1986 as an assistant coach at Catholic High School in Louisiana. He was promoted to head coach the following season and then spent the 1988 season as the defensive coordinator at Bastrop High School (La.).

Robinson and his wife, Abby, are the parents to three daughters -- Alexandra, Madeline and Valerie.

COACHING EXPERIENCE

- 2016-Present: Texas Tech Assistant Coach (special teams coordinator)
- 2013-15: South Carolina Assistant Coach (special teams coordinator)
- 2012: South Carolina Assistant Coach (tight ends & special teams)
- 2011: North Carolina Assistant Coach (defensive line)
- 2008-10: LSU Assistant Coach (defensive line & special teams)
- 2004-07: Arizona Assistant Coach (defensive ends & special teams)
- 2003: UCF Assistant Coach (special teams coordinator)
- 2002: Houston Assistant Coach (special teams coordinator)
- 2001: Louisiana Tech Assistant Coach (running backs/recruiting coordinator)
- 1996-98: Southern Miss Assistant Coach (special teams/recruiting coordinator)
- 1994-96: Southern Miss Assistant Coach (linebackers/recruiting coordinator)
- 1993: Southern Miss Assistant Coach (defensive line/recruiting coordinator)
- 1992: Southern Miss Assistant Coach (defensive line)
- 1990-91: Louisiana Tech Assistant Coach (defensive line/recruiting coordinator)
- 1989: Louisiana Tech Graduate Assistant
- 1988: Bastrop (La.) H.S. Assistant Coach
- 1987: Catholic H.S. (La.) Head Coach
- 1986: Catholic H.S. (La.) Assistant Coach



CONTENTS

RED RAIDERS

STAFF

'16 REVIEW

HISTORY

RECORDS

TEXAS TECH

ASSOCIATE HEAD COACH JABBAR JULUKE



JABBAR JULUKE

Assoc. HC/Running Backs
1st Season
Southern '99

Jabbar Juluke enters his first season as Texas Tech's running backs coach after being named to the position on Feb. 7 by head coach Kliff Kingsbury. Juluke, who spent several weeks on Kingsbury's staff in spring of 2016, will also serve as associate head coach.

Juluke, a New Orleans native with over 20 years of coaching experience, returned to Texas Tech where he helped complete the Red Raiders' 2016 signing class after being hired as running backs coach last January. Juluke departed the staff a few weeks after signing day to return to his home state of Louisiana as running backs coach at LSU under Les Miles. Prior to his hire at Texas Tech, Juluke spent the 2013-15 seasons as running backs coach at Louisiana Tech.

Juluke tutored one of the nation's top running backs this past season in Leonard Fournette, who battled through several injuries to rush for 843 yards and eight touchdowns over seven games. Fournette, the No. 5 overall selection in the 2017 NFL Draft, still managed to earn second team All-SEC honors despite being limited through portions of conference play.

In Fournette's absence, Juluke mentored Derrius Guice, pushing the sophomore to 1,428 yards and 11 touchdowns on the ground as LSU's primary option out of the back field. Guice, who was named to the All-SEC first team, rushed for at least 250 yards twice during the 2016 campaign, becoming just the second player in SEC history to reach the mark multiple times in a single season.

Guice snapped the LSU single-game record with 285 rushing yards in the regular-season finale against Texas A&M, breaking the previous mark that was just set a few weeks earlier by Fournette, who totaled 284 yards on the ground versus Ole Miss. LSU concluded the 2016 season ranked 21st nationally in rushing offense as the Tigers averaged 233.0 yards per game on the ground.

Juluke began his college coaching career at Louisiana Tech where he helped push the Bulldogs to consecutive nine-win seasons and back-to-back postseason victories in the 2015 New Orleans Bowl and the 2014 Zaxby's Heart of Dallas Bowl. It marked the first time Louisiana Tech had won back-to-back bowl games in school history.

Under Juluke's direction, Kenneth Dixon became one of the most prolific running backs in NCAA history. Dixon, who was selected in the fourth round of the 2016 NFL Draft, ended his Louisiana Tech career as the NCAA's all-time leader among running backs for career total touchdowns (87), points scored (522) and games played with a touchdown (38).

Juluke coached Dixon for each of his final three seasons of his illustrious career which featured 3,410 rushing yards and 53 rushing touchdowns, both of which were school records. During his senior season alone, Dixon led the nation in scoring (14.2 points per game) and ranked second in touchdowns scored (26) for a Louisiana Tech offense that averaged 37.5 points per game.

Louisiana Tech combined to rush for 2,075 yards during Juluke's final season in Ruston as the Bulldogs ranked 19th nationally in scoring offense and 21st in total offense (482.8 yards per game). His staple of running backs contributed at least 1,900 rushing yards each season during his tenure which also featured a Conference USA West Division title in 2014.

In addition to his role as running backs coach, Juluke was heavily involved in Louisiana Tech's recruiting efforts where he helped haul in eventual 2017 NFL Draft picks in wide receivers Carlos Henderson (3rd Round; Denver Broncos) and Trent Taylor (5th Round; San Francisco 49ers) as well as safety Xavier Woods (6th Round; Dallas Cowboys).

Juluke arrived at Louisiana Tech following nine years as the head coach at Edna Karr High School in New Orleans. Juluke was regarded as one of Louisiana's top high school coaches during that time as he compiled an 80-39 record that was capped by a perfect 14-0 mark and a Class 4A state title in 2012.

Juluke guided Edna Karr to seven district titles and two state runner-up finishes during his tenure. He boasted a 49-8 record over his final four seasons alone which featured three appearances in the state championship game. Most impressively, Juluke helped over 70 of his players earn college football scholarships during his head coaching career.

Prior to his stint at Edna Karr, Juluke served as the defensive coordinator for four years at nearby Frederick Douglas High School (1999-03) in New Orleans and was the wide receivers coach at Brother Martin High School (1998) for one year before that.

Juluke began his coaching career as an assistant coach at McKinley High School in 1995 before moving to O.P. Walker High School in New Orleans the following year. He later spent two seasons at St. Augustine High School (1996-97) as linebackers coach.

As a player, Juluke helped guide Southern University to an 11-1 record and a Black National Championship in 1993. In addition to his time as a standout safety for the Jaguars, Juluke also lettered one season with the men's basketball program during the 1994-95 campaign. He earned his bachelor's degree in sociology from Southern in 1999.

Juluke and his wife, Denise, are parents to three children – Jahmad and Jamari. Juluke is also stepfather to Dyrus Smith, the son of his wife Denise.

COACHING EXPERIENCE

- 2017-Present: Texas Tech Associate Head Coach (Running Backs)
- 2016: LSU Assistant Coach (Running Backs)
- 2013-15: Louisiana Tech Assistant Coach (Running Backs)
- 2003-12: Edna Karr H.S. Head Coach
- 1999-03: Frederick Douglas H.S. Assistant Coach (Defensive Coordinator)
- 1998: Brother Martin H.S. Assistant Coach (Wide Receivers)
- 1996-97: St. Augustine H.S. Assistant Coach (Linebackers)
- 1995: O.P. Walker H.S. Assistant Coach (Defensive Backs/Special Teams)
- 1995: McKinley H.S. Assistant Coach



DEFENSIVE LINE COACH TERRANCE JAMISON



TERRANCE JAMISON
 Defensive Line
 1st Season
 Wisconsin '09, '11

Terrance Jamison enters his first season as Texas Tech's defensive line coach after being named to the position on Feb. 23 by head coach Kliff Kingsbury.

Considered one of the top young coaches in the country, Jamison arrived in Lubbock following three seasons in a similar role at Florida Atlantic. He has also served on the defensive staffs at both Wisconsin and California.

In his three seasons with the Owls, Jamison mentored a defensive line that transformed into one of the best units in Conference USA. Florida Atlantic ended the 2015 campaign – just Jamison's second season with the program – ranked 13th nationally and first in C-USA for team sacks.

Florida Atlantic set a school record with 35 sacks during the 2015 season, the majority of which came from Trey Hendrickson, who earned C-USA Defensive Player of the Year honors in 2016 as well as All-C-USA first team accolades twice under Jamison's guidance.

Hendrickson was among the top sack leaders in the country over the past two seasons as he closed the 2015 campaign tied for second in the FBS for total sacks (13.5) as well as forced fumbles (5). He registered 9.5 sacks as a senior in 2016 to rank 21st nationally and second in C-USA. In addition to his work defensively, Hendrickson provided a spark on special teams as he shared the FBS lead with four blocked kicks during the 2016 season.

Hendrickson was selected in the third round of the 2017 NFL Draft by the New Orleans Saints, marking the first time a Florida Atlantic defensive lineman had been picked by a NFL franchise. Hendrickson, who was the sixth Owl drafted in the program's history, was joined in the NFL ranks a few days later by fellow defensive lineman Shalom Ogbonda, who agreed to terms on an undrafted free agent contract with the New York Jets.

Hendrickson was one of a handful of NFL players that Jamison has tutored during his career as his list of protégés includes two-time Pro Bowl selection J.J. Watt (Houston Texans) as well as O'Brien Schofield, a 2010 fourth round selection by the Arizona Cardinals. He has also had four other players – Louis Nzegwu, Deandre Coleman, Brandin Bryant and Trevon Coley – sign NFL free agent deals.

Jamison worked with both Watt and Schofield at the University of Wisconsin where he combined to serve four seasons as a student assistant (2008-09), quality control assistant (2011) and a graduate assistant (2012). He spent one year in the middle of that time as the defensive line coach at Edgewood High School (Wisc.).

Jamison was a reserve defensive lineman for Wisconsin before his career ended prematurely due to knee issues. He earned his first full-time position at Florida Atlantic after spending the 2013 season in a quality control role at the University of California.

Jamison has two degrees from the University of Wisconsin – a bachelor's in agricultural business management (2009) and then a master's in educational leadership and policy analysis (2011). He and his wife Ashley have two daughters, Ava and Mackenzie.

COACHING EXPERIENCE

- 2017-Present: Texas Tech Assistant Coach (Defensive Line)
- 2014-16: Florida Atlantic Assistant Coach (Defensive Line)
- 2013: University of California Defensive Quality Control
- 2012: Wisconsin Graduate Assistant
- 2011: Wisconsin Defensive Quality Control
- 2010: Edgewood High School (Wisc.) Assistant Coach (Defensive Line)
- 2008-09: Wisconsin Student Assistant Coach (Defensive Line)



CONTENTS

RED RAIDERS

STAFF

'16 REVIEW

HISTORY

RECORDS

TEXAS TECH

OFFENSIVE LINE COACH BRANDON JONES



BRANDON JONES

Offensive Line
1st Season
Texas Tech '06

Brandon Jones returned to his alma mater prior to the 2017 season as head coach Kliff Kingsbury tabbed him as Texas Tech's new offensive line coach on Jan. 24.

Jones boasts 10 years of experience coaching the offensive line during a successful career that began as an offensive assistant at Texas Tech from 2007-08. Jones later embarked on full-time positions at Sam Houston State (2009), East Carolina (2010-14) and Cal (2015-16) where he helped build several of the nation's top offenses.

During that time, Jones, a native of Dallas, has been a member of coaching staffs that have advanced to a bowl game seven times over his career, five of which have come in the past six seasons.

Jones arrives at Tech after helping build Cal's offensive line into one of the top units in the country last season. Jones, who served as run game coordinator and offensive line coach, boosted a unit that ranked 82nd in sacks allowed the year prior to his arrival to 22nd nationally and second in the Pac-12 Conference at the end of the 2016 campaign.

In addition, Cal was one of the top offenses in the country this past season in positive plays as the Golden Bears ranked 13th in tackles for loss allowed. Cal was also among the top-10 teams nationally in passing offense and total offense during his two seasons.

Jones was hired at Cal after helping install a wide-open spread offense during his five seasons at East Carolina. The Pirates saw quick results in just Jones' first season as East Carolina ended the year ranked eighth nationally in passing offense, 16th in scoring offense and 25th in total offense.

The Pirates rewrote the school record book during Jones' tenure, breaking the marks for scoring average (40.2), first downs (346), passing offense (328.1 yards per game) and total offense (533.0 yards per game). He produced seven offensive linemen who earned all-conference honors during his tenure which also featured four bowl appearances.

Jones spent one season coaching running backs and tight ends at Sam Houston State (2009) before joining the East Carolina staff. The Sam Houston State position was his first full-time role after his two seasons as an offensive assistant with the Red Raiders.

Texas Tech experienced one of its most successful two-year runs in school history during Jones' two seasons on staff. The Red Raiders combined for 20 wins during that time which featured trips to the Gator Bowl (2007) and the Cotton Bowl (2008) as well as an end-of-season top-25 ranking from the Associated Press and USA Today Coaches' polls.

Jones began his coaching career after starting 22 games mainly at center for the Red Raiders. He earned honorable mention All-Big 12 accolades as a junior before becoming a Rimington Award (nation's top center) candidate during his senior season.

The Red Raiders combined to win 17 games over his final two seasons, the final of which was highlighted by Tech's come-from-behind victory over Minnesota in the 2006 Insight Bowl. Tech trailed Minnesota by 31 points in the third quarter before rallying for a 44-41 overtime victory, marking the largest comeback in bowl history.

Jones received his degree in communication studies from Texas Tech. He is married to the former Latoya Daniels of Fort Worth, Texas. The couple has two children, Jordyn and Londyn.

COACHING EXPERIENCE

2017-Present: Texas Tech Assistant Coach (Offensive Line)
2015-16: Cal Assistant Coach (Run Game Coordinator/Offensive Line)
2010-14: East Carolina Assistant Coach (Offensive Line)
2009: Sam Houston State Assistant Coach (Running Backs/Tight Ends)
2007-08: Texas Tech Offensive Assistant



OUTSIDE RECEIVERS COACH EMMETT JONES



EMMETT JONES
 Outside Receivers
 2nd Season
 North Texas '99

Emmett Jones begins his third season on Kliff Kingsbury's staff in 2017 and his second in the role of outside receivers coach after being promoted to the position immediately following the 2015 season.

Jones, who previously served as Tech's Director of Player Development in 2015, saw his unit find immediate success during the 2016 campaign as the Red Raiders led the country in total offense (566.6 yards per game) as well as passing offense (463.0 yards per game). Tech averaged 43.7 points per game – its third-highest mark in school history – which ranked fifth nationally among FBS programs.

Under Jones' direction, Tech's outside receivers accounted for 1,835 receiving yards and 16 touchdowns, which were led by Dylan Cantrell, who finished with 650 yards and eight touchdowns through the air. Cantrell finished tied for second on the team in touchdown and third in total receptions in easily his best season as a Red Raider.

Kingsbury tabbed Jones, who was previously the head coach at South Oak Cliff in Dallas, to oversee Tech's player development in February 2015. In that role, Jones served as a mentor for the Red Raider offense and was also instrumental in Tech's on-campus recruiting activities.

Jones arrived at Tech following three seasons at South Oak Cliff, one of the top high school programs in the state of Texas. The Golden Bears were a combined 30-8 under Jones, advancing deep in the Class 4A and 5A playoffs over all three seasons.

South Oak Cliff's final season under Jones included a trip to the state quarterfinals where the Golden Bears eventually fell to state champion Ennis. The Golden Bears averaged over 50 points per game during the playoffs and scored over 70 points twice.

In addition, Jones directed a South Oak Cliff program that was a hotbed for talent and annually produced several players who signed with Division-I programs. South Oak Cliff had five players sign with Division-I programs following Jones' final season in 2014, a list that includes current Red Raider sophomore Jamile Johnson.

South Oak Cliff was the first head coaching position for Jones after making several stops as an assistant in the Dallas area. Jones previously spent seven seasons at

nearby Dallas Skyline High School prior to his arrival at South Oak Cliff. He began his tenure at Skyline as wide receivers coach before later being promoted to offensive coordinator.

Jones, who was a walk-on at Texas Tech during the mid-1990s, began his coaching career at his alma mater Seagoville High School from 2001-04. He later joined the Dallas Lincoln staff for one year before heading to Dallas Skyline.

Jones graduated from North Texas in 1999. He resides in Lubbock with his wife, Marlo, and their two children, Emily and Emmett.

COACHING HISTORY

- 2016-Present: Texas Tech Assistant Coach (Outside Receivers)
- 2015: Texas Tech Director of Player Development
- 2012-14: South Oak Cliff H.S. (Head Coach)
- 2006-13: Dallas Skyline H.S. (Assistant Coach/Offensive Coordinator)
- 2004-05: Dallas Lincoln H.S. (Assistant Coach)
- 2001-04: Seagoville H.S. (Assistant Coach)



CONTENTS

RED RAIDERS

STAFF

'16 REVIEW

HISTORY

RECORDS

TEXAS TECH

DEFENSIVE BACKS COACH KARL SCOTT



KARL SCOTT
Defensive Backs
2nd Season
McMurry '07

Karl Scott enters his second season as an assistant coach at Texas Tech where he oversees the entire Red Raider secondary.

In just his first season, Scott mentored both sophomore Jah'Shawn Johnson and senior Justis Nelson to impressive seasons while also incorporating several true freshmen into the rotation. Tech utilized three true freshmen — Douglas Coleman, Kevin Moore and Desmon Smith — in the secondary during the 2016 campaign, led by Coleman, who totaled 26 tackles and an interception while breaking up six passes. He also returned a fumble a school-record 100 yards against Texas.

Johnson finished second on the team with 77 tackles on the year, three of which that went for a

loss. He added a pair of interceptions and six pass breakups as well while recovering a fumble. Nelson, meanwhile, was fourth on the team with 59 tackles during his final year to go along with a team-high 12 pass breakups.

Scott arrived at Tech following one season as the safeties coach at Louisiana Tech under head coach Skip Holtz. Scott helped lead the Bulldogs to a 9-4 record in 2015 which was good enough for a second-place finish in the Conference USA West Division and an appearance in the New Orleans Bowl.

Louisiana Tech topped Arkansas State, 47-28, to claim the New Orleans Bowl trophy, capping a season where the Bulldogs ranked eighth nationally in defensive touchdowns after forcing 22 turnovers, 13 of which that came via an interception.

Prior to his stint at Louisiana Tech, Scott served three years on the Southeastern Louisiana staff as defensive coordinator in 2014 and linebackers coach from 2012-13. During his tenure with the Lions, Scott helped lead the program to back-to-back Southland Conference championships in 2013 and 2014, two NCAA Division II playoff appearances and No. 12 and No. 14 respective national rankings in the final FCS Coaches and Sports Network polls (2014).

As defensive coordinator in 2014, Scott guided a Lions unit that concluded the year leading the Southland Conference in total defense, while ranking seventh in the Football Championship Subdivision (FCS). The Lions also led the nation in passing deficiency (94.30), ranked fifth in red zone defense (.667 percentage), eighth in scoring defense (17.7 points per game) and ranked 11th nationally in turnovers gained (28).

Isiah Corbett and Harlan Miller, two mainstays on Scott's defense, both earned All-America honors in 2014 while seven other defenders — Denzel Thompson, Jacob Newman, Tyler Stoddard, A.J. Bowen, Drew Misita, Jordan Batiste and Micah Eugene — joined the pair on the All-Southland Conference teams.

Scott's linebacker corps was a key factor in Southeastern's 2013 Southland Conference championship campaign. Scott's unit benefited from the emergence of Cquelin

Hubert, who was named Southland Defensive Player of the Year after recording a team-leading 90 tackles, including 11.0 of which that went for a loss.

Before he arrived in Hammond, Scott served as recruiting coordinator, defensive backs coach and linebackers coach in a four-year stint (2008-11) at Tusculum College, an NCAA Division II institution in Greeneville, Tennessee.

Scott made an immediate impact in his first season at Tusculum as he mentored two All-Conference selections in Justin Scott and Jarvis Littlejohn. Scott collected All-America honors following the season after establishing new school records for single-season (22) and career (51) tackles for loss. He also wrapped his career with a school record seven forced fumbles.

Scott and Littlejohn each recorded over 100 tackles to lead a Tusculum program that claimed the South Atlantic Conference championship with a 9-4 record. The Pioneers advanced to the NCAA Division II playoffs before ending their season with a No. 16 final national ranking.

Prior to Tusculum, Scott served one season as a graduate assistant at Delta State where he helped lead the Statesmen to a 10-2 record, a No. 10 final national ranking, a Gulf South Conference title and a NCAA Division II playoff appearance.

Scott was part of a Delta State staff that built one of the top defenses in the nation that was built around All-American linebacker Michael Eubanks. Eubanks was a national finalist for the Harlon Hill trophy which recognized the Division II National Player of the Year. He finished third in the Harlon Hill balloting after ending his college career as the NCAA Division II leader in sacks (39) and third all-time in career tackles for loss (67.5).

Delta State led the nation in pass efficiency defense (77.9) in 2007 and was second in the country in total defense (227.4 yard per game), scoring defense (13.9 points per game) and team sacks (4.0 sacks per game). The Statesmen were also third nationally in rushing defense after surrendering just 67.3 yards per game on the ground.

During his five seasons coaching at both Tusculum and Delta State, Scott was part of staffs that helped win two conference championships and earn two national rankings while also making a pair of trips to the NCAA Division II playoffs.

A Houston native, Scott played his collegiate career at McMurry University in Abilene, Texas, where he graduated in 2007 with a degree in Exercise and Sports Studies. Shortly after his graduation, Scott joined the staff at nearby Hardin-Simmons University as linebackers coach.

COACHING EXPERIENCE

- 2016-Present: Texas Tech Assistant Coach (Secondary)
- 2015: Louisiana Tech Assistant Coach (Safeties)
- 2014: Southeastern Louisiana (Defensive Coordinator)
- 2012-13: Southeastern Louisiana (Linebackers, Travel Coordinator)
- 2008-11: Tusculum (Recruiting Coordinator, Defensive Backs, Linebackers)
- 2007: Delta State (Graduate Assistant)



LINEBACKERS COACH ZAC SPAVITAL



ZAC SPAVITAL

Linebackers/Recruiting
3rd Season
Murray State '04

Zac Spavital enters his third season as Texas Tech's linebackers coach in 2017 and second in the role of recruiting coordinator.

Spavital arrived at Tech alongside defensive coordinator David Gibbs prior to the 2015 season and immediately went to work on a Red Raider defense that drastically improved in the turnover department. The Red Raiders went from minus-13 in the turnover margin during the season prior to Gibbs and Spavital's arrival to a plus-2 advantage in 2015.

The Red Raiders concluded Spavital's inaugural season with a 7-6 overall record after an appearance in the AdvoCare V100 Texas Bowl. It was the eighth bowl appearance for Spavital since he

began his coaching career as a graduate assistant at the University of Oklahoma in 2005.

Spavital's unit saw an influx of young talent during his second season as Tech used three true freshmen – Jordyn Brooks, Johnathan Picone and Brayden Stringer – along its linebacker core during the 2016 season. Brooks led the group with a team-high 86 tackles, becoming the first Red Raider freshman during the Big 12 era to lead the team in tackles.

Brooks, who led all Big 12 freshmen in total tackles and tackles per game (7.2), garnered All-Big 12 honorable mention accolades as well as True Freshmen All-America Team honors by 247Sports. He finished fifth among freshmen nationally in solo tackles per game (5.1).

Spavital has worked alongside Gibbs in each of the past four years as the duo arrived at Tech following two seasons together at the University of Houston. Spavital spent seven seasons at Houston prior to joining the Red Raider staff in January 2015. He coached defensive backs for the Cougars while also serving as recruiting coordinator under both Kevin Sumlin and Tony Levine.

Spavital, a native of Tulsa, Oklahoma, coached an all-conference performer in each of his final three seasons at Houston. Adrian McDonald and William Jackson both earned all-conference honors in 2014 after McDonald totaled five interceptions and three fumble recoveries to garner first-team accolades while Jackson was named to the second team.

The Cougars closed Spavital's final season in Houston ranked 19th nationally in total defense (334.6 yards per game), 11 in scoring defense (19.5) and ninth in turnovers gained (30). Houston also had success in stopping the run, allowing just 136.3 yards per game which ranked 31st nationally.

Houston led the nation with 43 turnovers during the 2013 season to help lead the Cougars to a nation's best plus-25 turnover margin. Spavital's defensive backs unit accounted for 29 of Houston's 43 turnovers that season as Trevon Stewart set a Houston record with six fumble recoveries while Adrian McDonald led The American with six interceptions. Stewart and cornerback Zach McMillian, who also had five interceptions, were both named to the American's second team.

In 2012, Spavital's unit produced three players with Conference USA honors as D.J. Hayden was named a first-team selection, Stewart was named to league's freshman team and McMillian earned C-USA honorable mention honors. In addition, Stewart was named to the FWAA Freshman All-America team as he led all freshmen nationally with 126 tackles. McMillian led Conference USA with five interceptions while Hayden was second with four. In all, Spavital's group accounted for 14 interceptions.

Under Spavital's leadership, Hayden became the first Houston player selected in the NFL Draft's first round since 1997 when he was selected 12th overall by the Oakland Raiders in 2013.

Houston's defense was vastly improved in 2011 and ranked third nationally with 21 interceptions. Hayden was named Conference USA Defensive Newcomer of the Year and was a second team All-C-USA pick. Overall the secondary allowed 16 yards less per game through the air despite breaking in three new starters and allowed two less touchdown passes in two more games played.

During the 2010 season, Spavital narrowed his focus to tutoring the safety position and aided a foursome of defenders who accounted for 213 tackles, four interceptions, 3.5 tackles for loss and eight passes broken up.

The Cougars recorded 11 interceptions in 2009 with cornerbacks Jamal Robinson and Brandon Brinkley finishing first and second on the team. Brinkley posted four pickoffs for 108 yards on the way to being named to the All-Conference USA second team. Robinson etched his name into Cougar lore with a 26-yard return for touchdown at No. 5/6 Oklahoma State that sealed the win for the Cougars. Brinkley finished his career ranked among the Cougars' all-time career leaders in interceptions, games played and pass breakups.

During Spavital's first season with the Cougars in 2008, Houston defensive backs picked off 13 passes with the four interceptions by Brinkley and Loyce Means topping all players.

Prior to Houston, Spavital was the defensive graduate assistant on Bob Stoops' staff at Oklahoma where he worked closely with the defensive backfield and the scout team. During that time, Spavital helped lead the Sooners to a pair of Big 12 titles and two appearances in the Tostitos Fiesta Bowl.

Statistically, in each of his three seasons at OU, the Sooners' defense ranked at the top of the Big 12 and among the elite units in the country for total defense. Oklahoma never finished outside of the top two in total defense in the Big 12, leading the league in both 2005 and 2006 while ranking second in 2007. Nationally, the Sooners ranked 13th in total defense in 2005, 16th in 2006 and 26th in 2007.

During his stay in Norman, Spavital helped coach six players who earned All-Big 12 honors and five players who went on to sign NFL contracts, including 2007 third-round NFL Draft pick Reggie Smith.

Before joining the coaching profession, Spavital played football at Northeastern Oklahoma A&M for two seasons before transferring to Murray State in Kentucky where he played for two years. He was an All-Conference and All-Region selection and was named a Gridwire Scholar All-American.

Spavital graduated from Murray State in 2004 with a bachelor's degree in business administration. He and his wife, Catherine, reside in Lubbock with their two children, Leah and Hayden.

COACHING EXPERIENCE

- 2016-Present: Texas Tech Assistant Coach (linebackers/recruiting coordinator)
- 2015: Texas Tech Assistant Coach (linebackers)
- 2011-14: Houston Assistant Coach (defensive backs/recruiting coordinator)
- 2008-10: Houston Assistant Coach (defensive backs)
- 2005-07: Oklahoma Graduate Assistant (defensive backs/scout team)



CONTENTS

RED RAIDERS

STAFF

'16 REVIEW

HISTORY

RECORDS

TEXAS TECH

STRENGTH & CONDITIONING COACH RUSTY WHITT



RUSTY WHITT

Strength & Conditioning
2nd Season
ACU '94, Texas '97

The 2017 season will mark the second for Rusty Whitt to lead the strength and conditioning program for Texas Tech Football.

Whitt, a veteran of the United States Army, oversees a staff of three full-time assistants as well as a graduate assistant in leading all offseason strength workouts and Tech's conditioning drills. Whitt's staff also works closely with the Tech athletic training and nutrition programs as part of Tech's commitment to student-athlete development.

Prior to his arrival in Lubbock, Whitt spent six seasons as the head strength and conditioning coach for a Louisiana-Lafayette program that was 43-33 overall and won four-straight New Orleans

Bowls during his tenure. The Ragin' Cajuns also claimed the Sun Belt Conference title in 2013.

Whitt was hired at Louisiana-Lafayette following a year-long stint as an assistant strength and conditioning coach at Rice where he designed and implemented year-round strength, speed, mobility, cardiovascular conditioning and injury rehabilitation programs for football, baseball, swimming as well as track and field.

Before joining the staff at Rice, Whitt served in the United States Army as a Senior Special Forces Communication Sergeant in the 10th Special Forces Group. Whitt was a member of the U.S. Army from Aug. 2003-Jan. 2009 where during that time he deployed to Iraq as part of Operation Iraqi Freedom (OIF) V and VI.

Whitt developed and initiated a comprehensive pre-deployment conditioning program for his Special Forces Team prior to and during OIF V and VI. He received a combat infantry badge, two Iraqi campaign medals and an Army commendation medal with valor.

Prior to joining the military, Whitt was the head strength and conditioning coach at Sam Houston State where he served as an instructor in the kinesiology department and assisted in the design of a new weight facility. He began his tenure at Sam Houston State in December 1998.

Whitt began his strength and conditioning career with graduate assistantships at Midwestern State University (Aug. 1995-June 1996) and the University of Texas (June 1996-May 1997). He performed an internship in the strength and conditioning department at the U.S. Olympic Training Center (May-Sept. 1997).

Whitt earned his bachelor's degree in police science and administration from Abilene Christian University in 1994 and his master's degree in kinesiology from Texas in 1997. He is a certified strength and conditioning specialist through the National Strength and Conditioning Association.



SUPPORT STAFF



KENNY BELL

Chief of Staff
5th Season
Houston '11

Kenny Bell enters his fifth season as the Chief of Staff of the Texas Tech football program in 2017.

Following the footsteps of head coach Kliff Kingsbury, Bell joined the Red Raiders after only one season at Texas A&M. Prior to A&M, Bell worked at the University of Houston for three seasons.

Bell oversees the non-coaching activities of the Texas Tech football program. This includes departmental budget, personnel and staffing, recruiting, academics, team travel, summer camps and all other day-to-day operations. Bell serves as the football program's liaison to the University Administration and all other units within the Texas Tech Athletics Department.

During his one season with the Aggies, Bell served as the Director of Recruiting. In that role, he was responsible for the day-to-day recruiting operations. This included organizing all official and unofficial visits to campus, developing seasonal recruiting campaigns and coordinating coaches' recruiting activities. Bell also assisted with organization of team travel and oversaw their annual summer camps. The Aggies finished the 2012 season 11-2 and defeated Oklahoma in the AT&T Cotton Bowl at Cowboys Stadium.

In 2011, Bell served as the Offensive Quality Control at Houston. In addition to finishing the year 13-1, the Cougars led the NCAA in passing offense, total offense and scoring offense. Bell's responsibilities included opponent film breakdown, preparing scouting reports and assisting in the day-to-day operations of the Houston football program. Prior to the 2011 season, Bell served as an operations assistant where he monitored the football budget and assisted with team travel.

Bell graduated Summa Cum Laude from the University of Houston with a Bachelor's Degree in Accounting in May 2011. A native of Houston, Bell is married to the former Candace Gaspard.

SUPPORT STAFF



TOMMY MCVAY

Director of Operations
21st Season
SE Oklahoma State '67

Tommy McVay, one of the most recognized faces for the Red Raiders the past two decades, enters his 21st year as Texas Tech's director of football operations in 2017.

Named to his current post in September 1997, he oversees many of the administrative duties for the Red Raider football program, including team travel as well as the liaison to the NFL. McVay has served under four head coaches during his tenure at Tech, beginning with Spike Dykes and then Mike Leach, Tommy Tuberville and now Kliff Kingsbury.

McVay is a 1967 graduate of Southeastern Oklahoma State University and also received his master's degree from the school a year later. He began his career as head basketball coach and assistant football coach in Waynoka, Okla., from 1968-1979. He spent 13 years as athletic director and head football coach on the high school level in Kansas before moving to the college ranks as an assistant coach at Kansas State.

McVay compiled a 100-36-2 record in 13 years as a high school head football coach. His football and track teams at Protection (Kan.) High School captured state runner-up honors in 1972. His football team at Derby (Kan.) High School also finished as state runner-up in 1975. He is a past president of the Kansas Coaches Association and was selected to coach in the Kansas East-West Shrine Game.

McVay was a three-year basketball letterman at Southeastern Oklahoma and also was a three-time conference champion in the 440-yard run. McVay finished among the top 16 at the NAIA national championships in 1967. He was inducted into the Southeastern Oklahoma State University Athletic Hall of Fame on Feb 14, 2009.

McVay was a three-year basketball letterman at Southeastern Oklahoma and also was a three-time conference champion in the 440-yard run. McVay finished among the top 16 at the NAIA national championships in 1967. He was inducted into the Southeastern Oklahoma State University Athletic Hall of Fame on Feb 14, 2009.

McVay and his wife, Chele, have two daughters, Kelly and Heather, and four grandchildren.



ZANE PERRY

Director of Equipment
13th Season
Texas Tech '05

Zane Perry enters his 10th season as the Head Football Equipment Manager in 2017 while beginning his 13th overall season with the Tech football program in an equipment manager position.

Perry was promoted to his current position midway through the 2007 season when he was the assistant equipment manager. Perry is responsible for the equipment of all football players and making sure each player is properly equipped. He also oversees all equipment purchases and needs for the entire Texas Tech Athletics Department.

Perry's other responsibilities include issuing all protective and workout gear, preparation of team uniforms, ordering of all team gear including helmets, shoulder pads and other equipment such as Under Armour apparel. He also oversees the issuing of practice and game clothing for coaches, full-time staff and student staff and making sure the equipment is loaded in advance of away games and bowl games.

Perry, a Lubbock native, joined the full-time equipment staff after graduating from Texas Tech with a degree in exercise and sport science in 2005. During his tenure as a student equipment manager, Perry served as an NFL intern for two summer camps for the Carolina Panthers equipment staff. After his graduation from Monterey High School in 1999, Perry received a scholarship to join the student equipment staff with the Texas Tech football program.

Perry, a Lubbock native, joined the full-time equipment staff after graduating from Texas Tech with a degree in exercise and sport science in 2005. During his tenure as a student equipment manager, Perry served as an NFL intern for two summer camps for the Carolina Panthers equipment staff. After his graduation from Monterey High School in 1999, Perry received a scholarship to join the student equipment staff with the Texas Tech football program.

Zane and his wife, Erica, have two daughters, Presley and Finlay.



DAYNA MCCUTCCHIN

Sports Dietitian
5th Season
Texas Tech '10, '12

Dayna McCutchin enters her fifth season working with the Texas Tech football program in 2017 after being named the athletics department's first-ever sports dietitian in 2013.

In her role, McCutchin has overseen the implementation of a wide-ranging dietary program for each of Texas Tech's 17 sports. This includes pre and post-workout meals as well the training table locations at both the Frazier Alumni Pavilion and United Supermarkets Arena.

McCutchin graduated with honors from Texas Tech in May 2010 with a degree in Nutritional Sciences and proceeded to start her master's degree in Nutritional Sciences in the summer of 2010. She then completed the Texas Tech Dietetic Internship

in June 2011, and Master's Degree in Nutritional Sciences in May 2012. She is a Certified Specialist in Sports Dietetics (CSSD) and serves as a preceptor for Texas Tech University Dietetic Internship's sports nutrition rotation. With the knowledge gained from her education and experience, McCutchin brings several skills and competitive advantages to Texas Tech.

McCutchin is a registered dietitian with the Academy of Nutrition and Dietetics and Licensed Dietitian with the State of Texas. She is a member of the Texas Association of Nutrition and Dietetics, Lubbock Association of Nutrition and Dietetics, Sports and Cardiovascular and Wellness Nutrition practice group, Weight Management Nutrition practice group, Collegiate and Professional Sports Dietitians Association, American College of Sports Medicine member, Exercise, Athletics, Strength Academy Member, and National Academy of Sports Medicine Member. She was recognized as the Young Dietitian of the Year for 2016 by the Texas Academy of Nutrition and Dietetics. She also received Texas Tech's athletic department's administrator of the year award in 2016, which is voted on by student-athletes.

McCutchin, a graduate of nearby Idalou High School, married Zach McCutchin from Levelland, Texas, in September 2010. The couple has one son, Max.



CHRIS VELASQUEZ

Video Coordinator
6th Season
East Central '09

Chris Velasquez, the 2016-17 Big 12 Video Coordinator of the Year, enters his sixth season directing the video responsibilities for the Red Raider football program.

In this role, Velasquez oversees all the video needs for the Tech coaching staff, including filming and editing practice and game film in addition to breaking down opponent film and managing the Strivr virtual-reality system.

Velasquez was honored as the Big 12 Video Coordinator of the Year following the 2016 season in a vote by his peers in the Big 12. It was the first time in his career where he had received the accolade.

Prior to his arrival in Lubbock, Velasquez served in a similar position for the start-up UTSA football program where he built the video department to FBS caliber in just two years.

A native of Odessa, Texas, Velasquez earned his bachelor's degree in mass communications with an emphasis in electrical/print media in 2009 from East Central University. He has been a member of the Collegiate sports Video Association (CSVA) since 2008.

CONTENTS

RED RAIDERS

STAFF

'16 REVIEW

HISTORY

RECORDS

TEXAS TECH

SUPPORT STAFF

**JASON REED**

Dir. of Player Personnel
10th Season
Texas Tech '09

Jason Reed enters his 10th season as part of the Texas Tech football staff and third in the role of Director of Player Personnel.

In his role, Reed is responsible for the recruiting activities of the football program, setting up official and unofficial visits to campus while also helping the coaching staff identify prospective student-athletes. He also assists with the staff's social media usage, maintaining the @RedRaider_FB Twitter account that is directed at recruits.

Reed began his career in collegiate athletics as a student assistant on Mike Leach's staff while he was pursuing his undergraduate degree. He was a student assistant coach from 2008-09 and then was promoted to an offensive recruiting assistant

shortly after his graduation from Texas Tech University.

Reed has worked under three head coaches during his career, beginning with Leach and then Tommy Tuberville and now Kliff Kingsbury. He remained an offensive recruiting assistant in his three seasons under Tuberville and then moved to a recruiting assistant role upon Kingsbury's hire in 2013. He was promoted to Director of Player Personnel prior to the 2015 season.

A Waco native, Reed graduated with his degree in exercise sports science from Texas Tech in 2009.

**MANUEL RAMIREZ**

Dir. of Player Development
2nd Season
Texas Tech '10, '12

Former Texas Tech offensive lineman and NFL veteran Manny Ramirez enters his second season as part of Kliff Kingsbury's staff as Director of Player Development.

Ramirez, who joined the program prior to the 2016 season, serves as an academic liaison for the football staff where he works to help develop life skills curriculum and coordinate all community service activities.

Ramirez returned to his alma mater after playing nine seasons in the NFL where he saw action in 83 games, including 65 starts, with both the Detroit Lions (2007-10, 2015) and the Denver Broncos (2011-14). He was the starting center for the duration of legendary quarterback Peyton Manning's

career with the organization.

Denver totaled 49 wins during Ramirez' four seasons, which featured four trips to the playoffs and an appearance in Super Bowl XLVIII in 2013. He returned to the Lions in 2015 where he played in all 16 games while making seven starts.

The Lions drafted Ramirez in the fourth round of the 2007 NFL Draft after a stellar four-year career as a Red Raider (2003-06). His selection marked the first time a Red Raider offensive guard had been drafted since 1973 when Russell Ingram was taken by Atlanta.

Ramirez helped boost a Red Raider offense that regularly ranked among the best in college football. He was an All-Big 12 second team honoree in 2005 and was twice named an honorable mention selection.

Ramirez' final game in a Tech uniform was quite memorable as he was part of a Red Raider offense that overcame a 31-point deficit in the third quarter to top Minnesota in the 2006 Insight Bowl. It remains the largest comeback in bowl history.

Ramirez and his wife, Iris, reside in Lubbock with their three kids - Xaighlean, Jomari and Cade.



SUPPORT STAFF



CAYMAN ANCELL
Asst. Equipment Manager



SKYLER CASSITY
Defensive GA



DREW CUNNINGHAM
Defensive Quality Control



JORDAN DAVIS
Offensive GA / WRs



JEFFERY EARLS
Assoc. Strength Coach



ERIC GERALD
Sports Broadcasting



ADAM HYMEL
Dir. of Mobility & Agility



JEFF JONES
Event Operations / FTF



JARED KASTER
Offensive Quality Control



ZACH KITTLEY
Offensive GA / QBs



ROGER LIRA
Asst. Equipment Manager



TEVIN MIMS
Defensive GA / DL



SCOTT SALWASSER
Dir. of Speed & Power



TYLER SCHOVANEC
Quality Control / Personnel



JORDAN SEAWRIGHT
Asst. Equipment Manager



KIRSTIE SHERMAN
Admin. Asst. to Head Coach



JENNA TABUENA
Asst. Recruiting Operations



LAURA VANDERGRIFF
Admin. Business Assistant



CONTENTS

RED RAIDERS

STAFF

'16 REVIEW

HISTORY

RECORDS

TEXAS TECH

SPORTS MEDICINE



GRANT STOVALL
Senior Associate AD
5th Season
Texas Tech '94, '98

Grant Stovall, a well-respected athletic trainer and administrator, enters his fifth year as Senior Associate Athletics Director for Sports Medicine at Texas Tech University, assuming the position prior to the 2013-14 academic year.

Stovall leads the sports medicine unit at Texas Tech, serving as both the primary administrator and a hands-on athletic trainer.

Stovall joined the athletics department after spending nine years as Director of Clinical Services at Lubbock Sports Medicine. While at LSM, he worked alongside numerous orthopedic surgeons that provide care for the 400-plus student-athletes at Texas Tech. He was in charge of day-to-day operations of the clinic as well as managing the durable medical bracing business, sports medicine outreach contracts and marketing.

Prior to joining Lubbock Sports Medicine, Stovall spent six years as the Sports Medicine Manager at Covenant Health Systems where he oversaw the day-to-day operations of the sports medicine department.

His experience in athletic training included two clinical stops while he was pursuing his master's degree in physical therapy at the Texas Tech University Health Sciences Center.

From 1994-98, he served as an athletic trainer at Rehabilitation Sports Medicine Network and at Methodist Hospital SportsCare. During that time he provided coverage as an athletics trainer at a number of area high schools.

Stovall earned a Bachelor of Science from Texas Tech in 1994 and a Master of Physical Therapy from the Texas Tech University Health Sciences Center in 1998. He holds athletic training certifications from the Texas Advisory Board of Athletics Trainers, the NATA Board of Certification as well as the Texas Board of Physical Therapy Examiners.

Stovall lives in Lubbock with his wife, Denise. They have one daughter, Kassidee, and one son, Kooper.



DR. KEVIN CRAWFORD
Medical Director / Head
Orthopedic Surgeon
12th Season

Lubbock has always been home for Dr. Kevin Crawford. He attended Monterey High School. He received his Doctorate of Medicine from the University of Texas Southwestern Medical School in Dallas. After his Orthopedic Surgery Residency at UT Southwestern Medical Center and Parkland Hospital he returned to Lubbock to begin his career.

After a successful start to his practice he accepted an invitation to do a Sports Medicine Fellowship with the prestigious Steadman-Hawkins Clinic in Vail, Colo.

During his year-long fellowship, he received advanced training in arthroscopic knee and shoulder surgery. In 2006, Dr. Crawford was asked to serve

as a U.S. Ski and U.S. Snowboard Team Physician. Since that time, he has traveled the world to care for the U.S. athletes.

Dr. Crawford currently oversees the Sports Medicine Department at Texas Tech. He has been involved with Texas Tech Athletics since 2005. He is in private practice at Lubbock Sports Medicine where he serves as Team Physician for several local high schools and area colleges.

Dr. Crawford and his wife, Maura, have three children, Kylie, Colin, and Cadan.



DR. MICHAEL PHY
Head Team Physician
11th Season

Dr. Michael Phy enters his 11th season serving as Head Team Physician with the Texas Tech football team.

Dr. Phy is an Associate Professor in the Department of Internal Medicine at Texas Tech University Health Sciences Center (TTUHSC). He is also the Chief of General Medicine and the Program Director of the Internal Medicine Residency.

Dr. Phy graduated from Dartmouth College where he played four seasons as a wide receiver for the Dartmouth Football Team. He then completed medical school at the University of North Texas Health Sciences Center graduating with Honors.

Dr. Phy completed his residency in Internal Medicine at TTUHSC in Lubbock and served as Chief Resident in 2012. He was selected as the first fellow in Hospital Medicine at Mayo Clinic in Rochester, Minn., and worked as faculty there for two years. In addition to providing sports medicine coverage for the Texas Tech football and baseball programs, Dr. Phy's practice and research interests center on perioperative medicine and care of the hospitalized patient. He is board certified in internal medicine.

Dr. Phy grew up in San Antonio, Texas, and graduated from James Madison High School. He is married to Dr. Jennifer Phy and they have a son, Tyler, and a daughter, Sara.



DR. FIELD SCOVELL
Orthopedic Consultant
9th Season

Dr. Field Scovell is a former football letterman under Spike Dykes who returned to his alma mater to serve as orthopedic consultant for Texas Tech athletics.

He finished his BBA at Texas Tech in 1996, his medical degree from TTUHSC in 2002, and residency in orthopedic surgery at UT Southwestern in 2007. From there, he went to the Steadman Hawkins Clinic of the Carolinas for a Sports Medicine Fellowship.

In 2008, he returned to the South Plains to join Lubbock Sports Medicine where he serves as Team Physician for several local high schools and area colleges.

He is married to Lyle and they have two children, John Field and Maren. His mother, Diane, was a twirler at Texas Tech. Both his father, John, and brothers, King and Dupree, all played football at Texas Tech.

ATHLETIC TRAINERS



DREW KRUEGER
Head Athletic Trainer



RAYMOND CHAMPAGNE
Assoc. Athletic Trainer



BRANDON HARTHAN
Athletic Trainer



MICHAEL RAMIREZ
Athletic Trainer



**2016
SEASON REVIEW**

2016 BIG 12 STANDINGS

	CONF	PCT.	OVERALL	STK
Oklahoma	9-0	1.000	11-2	W10
Oklahoma State	7-2	.778	10-3	W1
West Virginia	7-2	.778	10-3	L1
Kansas State	6-3	.667	9-4	W4
TCU	4-5	.444	6-7	L2
Baylor	3-6	.333	7-6	W1
Texas	3-6	.333	5-7	L3
Texas Tech	3-6	.333	5-7	W1
Iowa State	2-7	.222	3-9	L1
Kansas	1-8	.111	2-10	L1

2016 SCHEDULE/RESULTS



STEPHEN F. AUSTIN - W, 69-17
Sept. 3 | Jones AT&T Stadium | 7 p.m. | FSN



ARIZONA STATE - L, 55-68
Sept. 10 | Sun Devil Stadium | 9 p.m. | FS1



LOUISIANA TECH - W, 59-45
Sept. 17 | Jones AT&T Stadium | 6 p.m. | FSN



KANSAS - W, 55-19
Sept. 29 | Jones AT&T Stadium | 7:30 p.m. | FS1



KANSAS STATE - L, 38-44
Oct. 8 | Bill Snyder Stadium | 6 p.m. | ESPN2



#20/18 WEST VIRGINIA - L, 17-48
Oct. 15 | Jones AT&T Stadium | 11 a.m. | FS1



#16/16 OKLAHOMA - L, 59-66
Oct. 22 | Jones AT&T Stadium | 7 p.m. | FOX



TCU - W, 27-24
Oct. 29 | Amon G. Carter Stadium | 2:30 p.m. | ESPN2



TEXAS - L, 37-45
Nov. 5 | Jones AT&T Stadium | 11 a.m. | FS1



#13 OKLAHOMA STATE - L, 44-45
Nov. 12 | Boone Pickens Stadium | 2:30 p.m. | FS1



IOWA STATE - L, 10-66
Nov. 19 | Jack Trice Stadium | 2:30 p.m. | FS1



BAYLOR - W, 54-35
Nov. 25 | AT&T Stadium | 5 p.m. | ESPN

MAHOMES EARNS SAMMY BAUGH AWARD AFTER STELLAR JUNIOR YEAR

► Patrick Mahomes II became the fourth Red Raider all-time to win the Sammy Baugh Award, given annually to the nation's top quarterback by the Touchdown Club of Columbus. Mahomes joined fellow Graham Harrell (2007), B.J. Symons (2003) and his head coach Kliff Kingsbury (2002) as Red Raider signal callers to win the award.



PATRICK MAHOMES II

► In addition to his Sammy Baugh recognition, Mahomes was also a finalist for the Johnny Unitas Golden Arm, Manning and Earl Campbell Tyler Rose Awards. He was also a second team All-Big 12 honoree by the conference coaches.

► The junior was among the most lethal quarterbacks in the country this season with 5,052 passing yards and 53 total touchdowns, both of which led the country. He was also the nation's leader in total offense (5,337), passing yards per game (421.0), points responsible for (318), points responsible for per game (26.5) and total offense per game (442.7).

► Mahomes became the 12th quarterback in NCAA FBS history to pass for 5,000 yards in a season in 2016 where he did it in just 12 games. He is one of three signal callers all-time to reach 5,000 yards of total offense twice in a career as well.

► On top of his work on the field, Mahomes was also recognized for his efforts in the classroom as the Big 12 Scholar-Athlete of the Year and a second team Academic All-American. Mahomes is the 10th Red Raider all-time to be named an Academic All-American and just the second quarterback, joining his former head coach Kliff Kingsbury.

► Mahomes was drafted 10th overall by the Kansas City Chiefs in the 2017 NFL Draft, marking the highest a Red Raider quarterback has ever been selected. He was the seventh Red Raider all-time to be selected in the opening round.

HATFIELD NEARING TOP 10 FOR FIELD GOALS

► Sophomore kicker Clayton Hatfield will enter his 2017 junior season already near the career leaders for field goals. Hatfield closed the 2016 season by going a perfect 2-for-2 in field goal attempts against Baylor, leaving him 13-of-14 on the season. His 92.9 field-goal percentage ranked fourth nationally and second in the Big 12.


► Hatfield heads into 2017 needing one field goal to tie Brian Hall (1974-77) for 10th all-time in the Texas Tech career record book. He will tie Don Grimes (1971-73) for ninth all-time on his second successful attempt. Ryan Bustin (2012-14) owns the career record after drilling 50 field goals over his successful career.

► Over his career, Hatfield is 27-of-30 on field-goal attempts as he has made an impressive 90 percent of his kicks. That average ranks fourth among returning NCAA FBS kickers heading into the 2017 season, trailing only Penn State's Tyler Davis (93.8), Minnesota's Emmitt Carpenter (91.7) and San Diego State's John Baron (91.3). Hatfield is tied for fourth alongside fellow Big 12 kicker Matthew McCrane of Kansas State.

TEXAS TECH CAREER FG LEADERS

(Texas Tech All-Time Leaders)

Player (Years)	Field Goals
1. Ryan Bustin (2012-14)	50
2. Alex Trilica (2004-07)	48
3. Bill Adams (1977-79)	43
4. Ricky Gann (1981-84)	41
Scott Segrist (1985-88)	41
6. Lin Elliott (1988-91)	40
7. Jon Davis (1991-94)	35
Chris Birkholz (1998-00)	35
9. Don Grimes (1971-73)	29
10. Brian Hall (1974-77)	28
Approaching:	
Clayton Hatfield (2015-16)	27



► **PATRICK MAHOMES II** needed just 12 games to become just the third NCAA FBS quarterback all-time to record 5,000 yards of total offense twice in a career. The successful season earned Mahomes the 2016 Sammy Baugh Award, making him the fourth Red Raider all-time to claim the prestigious honor.

TEXAS TECH OFFENSE ONCE AGAIN RANKS AMONG NATION'S BEST

- ▶ Texas Tech once again provided to be one of the nation's top offenses during the 2016 season. Backed by the play of Patrick Mahomes II and a talented core of running backs and receivers, Tech led the country in two offensive categories: passing offense (463.0 yards per game) and total offense (564.5 yards per game). The Red Raiders also ranked third in third-down conversion percentage (51.8 percent) and first downs offense (360), fifth in scoring offense (43.7 points per game) and 15th in red zone offense (90.5 percent).
- ▶ Texas Tech averaged nearly 100 more passing yards per game than any other school in the country. Louisiana Tech ended the year ranked second nationally after averaging 363.4 passing yards per game.
- ▶ Texas Tech scored at least 50 points in six contests during the 2016 campaign, tying the single-season school record that was set just a year before in 2015. Over the past two seasons, the Red Raiders have scored 50 or more points in 12-of-25 games. Tech has reached the 50-point mark 14 times already in head coach Kliff Kingsbury's tenure (50 games).
- ▶ Texas Tech has now led the Big 12 in passing yards per game in 14 of the league's 21 seasons, including four of the last five years. The Red Raiders ended the season leading second-place Oklahoma State by roughly 140 yards per game.
- ▶ Between Patrick Mahomes II and Nic Shimonek, Texas Tech totaled 5,556 passing yards, which ranks as the seventh-highest total for an FBS program dating back to the 2000 season. It was the highest passing total for the Red Raiders since 2007 when Tech threw for 6,114 yards through the air.
- ▶ Mahomes was responsible for 78 percent of Texas Tech's total yards this season as he has rushed for 285 yards in addition to his 5,052 yards through the air.
- ▶ Part of Texas Tech's success offensively has come from its prowess on third downs. The Red Raiders are 93-of-178 (52.2 percent) on third-down conversions this year, which trails only Western Michigan (55.8 percent), Navy (55.1 percent) and Toledo (53.4 percent) among the national leaders. Tech led the country in the category a year ago.
- ▶ Another part of Tech's success has stemmed from its balance. Mahomes and Shimonek have found 10 different receivers (and one offensive lineman/tight end) for a touchdown, eight of which that have recorded multiple touchdowns. Seven different rushers have also found the endzone this season, led by Mahomes' 12 rushing touchdowns. Mahomes has already surpassed the Texas Tech single-season record for rushing touchdowns by a quarterback. His 12 rushing touchdowns ranked 41st nationally and second in the Big 12. He ranked sixth nationally among quarterbacks as well.
- ▶ In 50 games as head coach, Kliff Kingsbury has guided the Red Raider offense to at least 500 yards of total offense 29 times, including eight of 12 games during the 2016 season. Tech led the country after averaging 564.5 yards per game this season.
- ▶ Texas Tech successfully scored on 90 percent (57-of-63) of its redzone appearances in 2016 with touchdowns coming on 46 of those trips (73 percent).
- ▶ The Red Raiders held a strong grip on the ball last season as Texas Tech lost just six fumbles. Tech closed the season ranked 23rd nationally and tied for first in the Big 12 in fumbles lost.
- ▶ Texas Tech averaged 43.7 points per game which ranked third all-time in program history. The Red Raiders previously snapped the school record in 2015 when Tech averaged 45.1 points per game.

NCAA FBS PASSING OFFENSE LEADERS

(National Leaders)

School	Yards/Game
1. Texas Tech	463.0
2. Louisiana Tech	363.4
3. Washington State	362.5
4. California	358.8
5. Western Kentucky	336.8
6. East Carolina	334.7
7. Clemson	333.9

FANS ONCE AGAIN PACK JONES AT&T STADIUM

- ▶ Red Raider fans once again flocked to Jones AT&T Stadium as Texas Tech averaged 58,250 fans per game in its six home contests during the 2016 season. The average ranked as the second-highest in program history, trailing only the 58,934 fans per game that watched the Red Raiders in 2014.
- ▶ The three largest season attendance averages in Texas Tech history have all come during Kliff Kingsbury's tenure. Tech averaged 57,932 fans per game in Kingsbury's first season in 2013 which broke the single-season school record at the time.
- ▶ Of its six home games in 2016, Red Raider Nation packed Jones AT&T Stadium with 60,000 or more fans three times. Tech had 60,803 fans on hand to watch the Red Raiders host in-state rival Texas as well as 60,478 for the Oklahoma game and 60,097 for the season opener against Stephen F. Austin.

TECH SINGLE-SEASON ATTENDANCE

(Texas Tech All-Time Results)

Year	Average
2014	58,934
2016	58,250
2013	57,932
2012	57,215
2010	57,108

RECORD BREAKDOWN

	2016	KK
Overall	5-7	24-26
vs. Big 12 Conference	3-6	13-23
vs. Non-Conference	2-1	11-3
at Jones AT&T Stadium	3-3	13-11
in Away Games	1-4	9-11
at Neutral Sites	1-0	2-4
Day Games	2-4	12-16
Night Games (6 p.m. start or later)	3-3	12-10
vs. Top 25 teams	0-3	2-16
vs. Top 10 teams	0-0	0-5
vs. Top 5 teams	0-0	0-4
vs. Top-Ranked teams	0-0	0-0
TV games	4-6	23-25
on FSN	2-0	10-0
on FOX	0-1	0-6
on FOX Sports 1	1-5	8-9
on ESPN	1-0	4-4
on ABC	0-0	0-5
on ESPN2	1-0	2-0
on ESPN3	0-1	0-2
Scoring first	3-2	18-11
Opponents score first	2-5	6-15
Leading at halftime	4-0	19-3
Trailing at halftime	0-6	1-22
Tied at halftime	1-1	4-1
Leading after third quarter	4-0	22-1
Trailing after third quarter	0-7	1-24
Tied after third quarter	1-0	1-1
Overtime games	1-0	1-0
Scoring less than 20 points	0-2	0-5
Scoring 20-29 points	1-0	2-6
Scoring 30-39 points	0-2	8-9
Scoring 40-49 points	0-1	4-2
Scoring 50+ points	4-2	10-4
Allowing less than 20 points	2-0	6-0
Allowing 20-29 points	1-0	9-0
Allowing 30-39 points	1-0	4-3
Allowing 40+ points	1-7	4-23
Totalling <300 yds total offense	0-0	0-0
Totalling 300+ yds total offense	5-7	24-25
Totalling 400+ yards total offense	4-5	21-17
Totalling 500+ yards total offense	4-4	18-11
Totalling 600+ yards total offense	4-2	13-6
Rushing for 100+ yards	3-3	19-17
Rushing for 150+ yards	1-1	14-7
Passing for 300+ yards	4-6	19-22
Passing for 350+ yards	4-5	18-15
Passing for 400+ yards	4-3	15-7
Passing for 500+ yards	3-3	4-5
Allowing <100 yds rushing	1-0	3-0
Allowing 100+ yds rushing	3-7	20-26
Allowing 200+ yds rushing	2-7	11-24
Allowing <200 yds passing	0-1	9-6
Allowing 200+ yards passing	5-6	14-20
Allowing 300+ yards passing	3-5	7-12
Allowing 400+ yards passing	0-1	0-3
Allowing <300 yards total offense	1-0	3-0
Allowing 300+ yards total offense	4-7	21-26
Allowing 400+ yards total offense	3-6	16-24
Having no turnovers	2-0	7-2
Forcing no turnovers	1-4	5-8
Leading turnover margin	2-1	9-3
Trailing turnover margin	0-6	8-19
Having <2 takeaways	1-6	8-17
Having 2 or more takeaways	3-1	15-9
Leading in time of possession	4-4	9-8
When trailing in time of possession	1-2	15-17

CONTENTS

RED RAIDERS

STAFF

'16 REVIEW

HISTORY

RECORDS

TEXAS TECH

2016 SEASON STATS

2016 SCHEDULE/RESULTS (5-7; 3-6 BIG 12)

Date	TTU/OPP Rank	Opponent	Location	Result	TV	Attendance
Sept. 3	-/-	Stephen F. Austin	Lubbock, Texas	W, 69-17	FSN	60,097
Sept. 10	-/-	at Arizona State	Tempe, Ariz.	L, 55-68	FS1	45,411
Sept. 17	-/-	Louisiana Tech	Lubbock, Texas	W, 59-45	FSN	57,515
Sept. 29	-/-	Kansas	Lubbock, Texas	W, 55-19	FS1	56,494
Oct. 8	RV/RV	at Kansas State	Manhattan, Kan.	L, 38-44	ESPNU	51,540
Oct. 15	-/20	West Virginia	Lubbock, Texas	L, 17-48	FS1	54,111
Oct. 22	-/16	Oklahoma	Lubbock, Texas	L, 59-66	FOX	60,478
Oct. 29	-/-	at TCU	Fort Worth, Texas	W, 27-24 (20T)	ESPN2	45,619
Nov. 5	-/-	Texas	Lubbock, Texas	L, 37-45	FS1	60,083
Nov. 12	-/13	at Oklahoma State	Stillwater, Okla.	L, 44-45	FS1	54,288
Nov. 19	-/-	at Iowa State	Ames, Iowa	L, 66-10	FS1	50,787
Nov. 25	-/-	vs. Baylor	Arlington, Texas	W, 54-35	ESPN	41,656

INDIVIDUAL STATISTICS

RUSHING	GP	Att	Gain	Loss	Net	Avg	TD	Long	Avg/G
Ward, Da'Leon	9	103	438	10	428	4.2	3	15	47.6
Felton, Demarcus	11	64	356	2	354	5.5	3	31	32.2
Mahomes II, Patrick	12	131	539	254	285	2.2	12	32	23.8
Stockton, Justin	11	53	178	24	154	2.9	1	11	14.0
White, Jr., Quinton	11	13	32	4	28	2.2	1	5	2.5
Dauphine, Corey	3	2	27	2	25	12.5	1	27	8.3
Barden, Michael	11	2	25	11	14	7.0	0	25	1.3
Batson, Cameron	12	2	4	0	4	2.0	0	4	0.3
Woodward, Caleb	4	1	2	0	2	2.0	0	2	0.5
Coutee, Keke	12	3	6	4	2	0.7	1	6	0.2
Nunez, Talor	12	1	0	6	-6	-6.0	0	0	-0.5
Baughman, Erik	1	1	0	7	-7	-7.0	0	0	-7.0
Team	8	8	0	9	-9	-1.1	0	0	-1.1
Shimonek, Nic	4	5	0	31	-31	-6.2	0	0	-7.8
Total	12	389	1607	364	1243	3.2	22	32	103.6
Opponents	12	500	3059	196	2863	5.7	37	75	238.6

PASSING	G	Effic	Cmp-Att-Int	Pct	Yds	TD	Lng	Avg/G
Mahomes II, Patrick	12	156.97	388-591-10	65.7	5052	41	81	421.0
Shimonek, Nic	4	163.41	38-58-1	65.5	464	6	59	116.0
Batson, Cameron	12	155.00	1-2-0	50.0	25	0	25	2.1
Team	8	0.00	0-1-0	0.0	0	0	0	0.0
Barden, Michael	11	226.00	1-1-0	100.0	15	0	15	1.4
Total	12	157.40	428-653-11	65.5	5556	47	81	463.0
Opponents	12	151.62	271-443-5	61.2	3789	28	82	315.8

RECEIVING	G	No.	Yds	Avg	TD	Long	Avg/G
Giles, Jonathan	12	69	1158	16.8	13	64	96.5
Batson, Cameron	12	61	650	10.7	8	66	54.2
Cantrell, Dylan	10	57	669	11.7	8	54	66.9
Coutee, Keke	12	55	890	16.2	7	80	74.2
Lauderdale, Devin	8	31	307	9.9	2	41	38.4
Sadler, Ian	12	24	363	15.1	0	37	30.2
Stockton, Justin	11	21	220	10.5	2	75	20.0
Willies, Derrick	8	18	288	16.0	2	59	36.0
Ward, Da'Leon	9	18	131	7.3	0	29	14.6
Davis III, Reginald	12	15	247	16.5	2	59	20.6
Brown, Tony	11	13	128	9.8	0	23	11.6
White, Jr., Quinton	11	13	117	9.0	0	25	10.6
Felton, Demarcus	11	7	31	4.4	0	10	2.8
High, Ja'Deion	3	6	54	9.0	1	15	18.0
Shorts, Quan	5	5	124	24.8	1	81	24.8
Reed, Mason	11	5	96	19.2	0	24	8.7
Knutson, Kash	6	5	45	9.0	0	22	7.5
Vasher, T.J.	1	2	9	4.5	0	6	9.0
Nunez, Talor	12	1	15	15.0	0	15	1.2
Rittmann, Hunter	2	1	9	9.0	0	9	4.5
Bruffy, Travis	12	1	5	5.0	1	5	0.4
Total	12	428	5556	13.0	47	81	463.0
Opponents	12	271	3789	14.0	28	82	315.8

PUNTING	No.	Yds	Avg	Long	TD	Blkd
Barden, Michael	43	1645	38.3	59	2	6
Baughman, Erik	3	114	38.0	51	1	1
Total	46	1759	38.2	59	3	7
Opponents	48	2026	42.2	63	3	15

KICKOFFS	No.	Yds	Avg	TB	OB	Retn	Net	YdLn
Hatfield, Clayton	46	2859	62.2	17	1	1	0	0
Barden, Michael	45	2871	63.8	31	2	1	0	0
Total	91	5730	63.0	48	3	927	39.6	25
Opponents	88	5494	62.4	57	1	489	40.7	24

TEAM STATS

CATEGORY	TECH	OPP				
SCORING	524	522				
Points Per Game	43.7	43.5				
Points Off Turnovers	37	77				
FIRST DOWNS	360	321				
Rushing	92	138				
Passing	238	172				
Penalty	30	11				
RUSHING YARDAGE	1243	2863				
Yards gained rushing	1607	3059				
Yards lost rushing	364	196				
Rushing Attempts	389	500				
Average Per Rush	3.2	5.7				
Average Per Game	103.6	238.6				
TDs Rushing	22	37				
PASSING YARDAGE	5556	3789				
Comp-Att-Int	428-653-11	271-443-5				
Average Per Pass	8.5	8.6				
Average Per Catch	13.0	14.0				
Average Per Game	463.0	315.8				
TDs Passing	47	28				
TOTAL OFFENSE	6799	6652				
Total Plays	1042	943				
Average Per Play	6.5	7.1				
Average Per Game	566.6	554.3				
KICK RETURNS: #-Yards	28-489	41-927				
PUNT RETURNS: #-Yards	18-171	10-84				
INT RETURNS: #-Yards	5-15	11-102				
KICK RETURN AVERAGE	17.5	22.6				
PUNT RETURN AVERAGE	9.5	8.4				
INT RETURN AVERAGE	3.0	9.3				
FUMBLES-LOST	17-6	15-8				
PENALTIES-Yards	94-744	78-741				
Average Per Game	62.0	61.8				
PUNTS-Yards	46-1759	48-2026				
Average Per Punt	38.2	42.2				
Net punt average	35.1	37.4				
TIME OF POSSESSION/GAME	30:52	29:08				
3RD-DOWN Conversions	101/195	71/164				
3rd-Down Pct	52%	43%				
4TH-DOWN Conversions	11/25	11/21				
4th-Down Pct	44%	52%				
SACKS BY-Yards	14-94	30-273				
MISC YARDS	0	-52				
TOUCHDOWNS SCORED	70	68				
FIELD GOALS-ATTEMPTS	13-14	14-20				
ON-SIDE KICKS	2-4	0-4				
RED-ZONE SCORES	(57-63) 90%	(53-62) 85%				
RED-ZONE TOUCHDOWNS	(46-63) 73%	(40-62) 65%				
PAT-ATTEMPTS	(65-70) 93%	(66-67) 99%				
ATTENDANCE	349498	246745				
Games/Avg Per Game	6/58250	5/49349				
Neutral Site Games	1/41656					
SCORE BY QUARTERS						
	1st	2nd	3rd	4th	OT	Total
Texas Tech	147	159	88	120	10	524
Opponents	112	167	114	122	7	522

2016 SEASON STATS

INDIVIDUAL STATISTICS

SCORING	TD	FGs	Kick	Rush	Rcv	Pass	DXP	Saf	Points
Hatfield, Clayton	0	13-14	65-70	0-0	0	0-0	0	0	104
Giles, Jonathan	13	0-0	0-0	0-0	0	0-0	0	0	78
Mahomes II, Patrick	12	0-0	0-0	0-0	0	0-0	0	0	72
Batson, Cameron	8	0-0	0-0	0-0	0	0-0	0	0	48
Coutee, Keke	8	0-0	0-0	0-0	0	0-0	0	0	48
Cantrell, Dylan	8	0-0	0-0	0-0	0	0-0	0	0	48
Stockton, Justin	3	0-0	0-0	0-0	0	0-0	0	0	18
Felton, Demarcus	3	0-0	0-0	0-0	0	0-0	0	0	18
Ward, Da'Leon	3	0-0	0-0	0-0	0	0-0	0	0	18
Davis III, Reginald	2	0-0	0-0	0-0	0	0-0	0	0	12
Lauderdale, Devin	2	0-0	0-0	0-0	0	0-0	0	0	12
Willies, Derrick	2	0-0	0-0	0-0	0	0-0	0	0	12
High, Ja'Deion	1	0-0	0-0	0-0	0	0-0	0	0	6
Shorts, Quan	1	0-0	0-0	0-0	0	0-0	0	0	6
Coleman, Douglas	1	0-0	0-0	0-0	0	0-0	0	0	6
White, Jr., Quinton	1	0-0	0-0	0-0	0	0-0	0	0	6
Dauphine, Corey	1	0-0	0-0	0-0	0	0-0	0	0	6
Bruffy, Travis	1	0-0	0-0	0-0	0	0-0	0	0	6
Total	70	13-14	65-70	0-0	0	0-0	0	0	524
Opponents	68	14-20	66-67	0-0	1	1-1	0	2	522

TOTAL OFFENSE	G	Plays	Rush	Pass	Total	Avg/G
Mahomes II, Patrick	12	722	285	5052	5337	444.8
Shimonek, Nic	4	63	-31	464	433	108.2
Ward, Da'Leon	9	103	428	0	428	47.6
Felton, Demarcus	11	64	354	0	354	32.2
Stockton, Justin	11	53	154	0	154	14.0
Batson, Cameron	12	4	4	25	29	2.4
Barden, Michael	11	3	14	15	29	2.6
White, Jr., Quinton	11	13	28	0	28	2.5
Dauphine, Corey	3	2	25	0	25	8.3
Coutee, Keke	12	3	2	0	2	0.2
Woodward, Caleb	4	1	2	0	2	0.5
Nunez, Talor	12	1	-6	0	-6	-0.5
Baughman, Erik	1	1	-7	0	-7	-7.0
Team	8	9	-9	0	-9	-1.1
Total	12	1042	1243	5556	6799	566.6
Opponents	12	943	2863	3789	6652	554.3

FIELD GOALS	FGM-FGA	Pct	01-19	20-29	30-39	40-49	50-59	Lg	Blk
Hatfield, Clayton	13-14	92.9	0-0	3-3	6-6	4-5	0-0	43	0

ALL PURPOSE	G	Rush	Rec	PR	KOR	IR	Tot	Avg/G
Giles, Jonathan	12	0	1158	0	0	0	1158	96.5
Coutee, Keke	12	2	890	14	97	0	1003	83.6
Batson, Cameron	12	4	650	157	93	0	904	75.3
Cantrell, Dylan	10	0	669	0	0	0	669	66.9
Ward, Da'Leon	9	428	131	0	0	0	559	62.1
Davis III, Reginald	12	0	247	0	272	0	519	43.2
Felton, Demarcus	11	354	31	0	27	0	412	37.5
Stockton, Justin	11	154	220	0	0	0	374	34.0
Sadler, Ian	12	0	363	0	0	0	363	30.2
Lauderdale, Devin	8	0	307	0	0	0	307	38.4
Willies, Derrick	8	0	288	0	0	0	288	36.0
Mahomes II, Patrick	12	285	0	0	0	0	285	23.8
White, Jr., Quinton	11	28	117	0	0	0	145	13.2
Brown, Tony	11	0	128	0	0	0	128	11.6
Shorts, Quan	5	0	124	0	0	0	124	24.8
Reed, Mason	11	0	96	0	0	0	96	8.7
High, Ja'Deion	3	0	54	0	0	0	54	18.0
Knutson, Kash	6	0	45	0	0	0	45	7.5
Dauphine, Corey	3	25	0	0	0	0	25	8.3
Johnson, Jah'Shawn	12	0	0	0	0	15	15	1.2
Barden, Michael	11	14	0	0	0	0	14	1.3
Nunez, Talor	12	-6	15	0	0	0	9	0.8
Vasher, T.J.	1	0	9	0	0	0	9	9.0
Rittmann, Hunter	2	0	9	0	0	0	9	4.5
Bruffy, Travis	12	0	5	0	0	0	5	0.4
Woodward, Caleb	4	2	0	0	0	0	2	0.5
Baughman, Erik	1	-7	0	0	0	0	-7	-7.0
Team	8	-9	0	0	0	0	-9	-1.1
Shimonek, Nic	4	-31	0	0	0	0	-31	-7.8
Total	12	1243	5556	171	489	15	7474	622.8
Opponents	12	2863	3789	84	927	102	7765	647.1

INDIVIDUAL STATS

PUNT RETURNS	No.	Yds	Avg	TD	Long
Batson, Cameron	17	157	9.2	0	33
Coutee, Keke	1	14	14.0	0	14
Total	18	171	9.5	0	33
Opponents	10	84	8.4	0	36

INTERCEPTIONS	No.	Yds	Avg	TD	Long
Johnson, Jah'Shawn	2	15	7.5	0	15
Ward, Keenon	1	0	0.0	0	0
Nguema, Thierry	1	0	0.0	0	0
Coleman, Douglas	1	0	0.0	0	0
Total	5	15	3.0	0	15
Opponents	11	102	9.3	2	48

KICK RETURNS	No.	Yds	Avg	TD	Long
Davis III, Reginald	14	272	19.4	0	46
Coutee, Keke	6	97	16.2	0	24
Batson, Cameron	6	93	15.5	0	27
Felton, Demarcus	2	27	13.5	0	14
Total	28	489	17.5	0	46
Opponents	41	927	22.6	1	99

FUMBLE RETURNS	No.	Yds	Avg	TD	Long
Williams, Kris	1	19	19.0	0	19
Johnson, Jah'Shawn	1	15	15.0	0	15
Pipkins, Ondre	1	23	23.0	0	23
Coleman, Douglas	1	100	100.0	1	100
Total	4	157	39.2	1	100
Opponents	0	0	0.0	0	0

CONVERSIONS	Third Down	4	Total		
Texas Tech	28-46	28-52	29-53	16-43	101-194
Opponents	18-43	19-44	19-36	15-40	71-164

Fourth Down	1	2	3	4	Total
Texas Tech	1-1	1-6	3-6	6-12	11-25
Opponents	1-2	2-6	2-2	6-11	11-21

TURNOVERS	Takeaways	Points Off Turnovers
Takeaways	- 13 (5 INTS, 8 Fumble Recovery)	
Turnovers	- 17 (11 INT, 6 Fumble Lost)	
Points Off Turnovers - Tech:	37	
Opponents:	77	
Points Off Turnovers/Game - Texas Tech:	3.1	
Opponents:	6.4	

RED ZONE	Texas Tech Red Zone Entries	Non-Scores
Texas Tech Red Zone Entries	- 57 of 63 (90.5%)	
Scores	- 57 (46TDs, 20 Rush TDs, 26 Pass TDs, 11 FGs)	
Non-Scores	- 6 (1 FGA, 2 Downs, 3 INT)	
Opponent Red Zone Entries	- 53 of 62 (85.5%)	
Scores	- 53 (40 TDs, 30 Rush TDs, 10 Pass TD, 13 FG)	
Non-Scores	- 9 (3 Fumble, 3 Downs, 2 FGA, 1 half)	

KICKOFFS	Kickoffs	Touchbacks	Opponent Kickoff Returns
Kickoffs	- 91, 5,730 yds, (63.0 avg.)		
Touchbacks	- 48		
Opponent Kickoff Returns	- 41 - 927 yards (22.6 avg.)		

CONTENTS

RED RAIDERS

STAFF

'16 REVIEW

HISTORY

RECORDS

TEXAS TECH

DEFENSIVE STATS

DEFENSE	GP-GS	-----Tackles-----				-Sacks-		---Pass Def---			-Fumbles-		Blkd	
		UA	AS	Tot	TFL/Yds	No-Yds	Int-Yds	BrUp	QBH	Rv-Yds	FF	Kk	Saf	
2B Brooks, Jordyn	12-11	61	25	86	5.0-15	1.0-11	.	4	1	.	1	.	.	
7 Johnson, Jah'Shawn	12-12	57	20	77	3.0-10	1.0-6	2-15	6	.	1-15	3	.	.	
41 Jenkins, Malik	12-8	53	23	76	2.5-5	.	.	2	2	1-0	1	.	.	
31 Nelson, Justis	12-11	46	13	59	0.5-1	.	.	12	1	
37 Stice, Luke	12-3	36	14	50	2.0-8	1.0-7	.	.	.	1-0	.	.	.	
38 Allen, Kisean	11-9	34	9	43	
6A Williams, Kris	11-8	24	11	35	6.0-39	5.0-38	.	2	1	2-19	1	1	.	
1D Hill, Kolin	12-11	21	11	32	4.0-5	1.0-2	.	3	1	
9A Pipkins, Ondre	11-11	21	11	32	4.0-5	.	.	1	.	1-23	.	.	.	
15 Ward, Keenan	9-3	24	8	32	1.0-2	.	1-0	2	1	
3 Polite-Bray, DJ	11-9	25	5	30	1.0-1	.	.	5	1	
17 Nguema, Thierry	12-6	24	4	28	.	.	1-0	1	
25 Coleman, Douglas	11-3	19	7	26	1.0-4	1.0-4	1-0	6	.	1-100	1	.	.	
28 Banks, Paul	8-5	18	6	24	.	.	.	5	1	.	1	.	.	
4A Fehoko, Breiden	12-12	10	9	19	3.5-12	1.0-7	.	.	5	
34 Hinton, D'Vonta	5-4	17	2	19	1.0-1	.	.	.	1	
33 Stringer, Brayden	11-0	11	6	17	
2C Smith, Desmon	7-0	12	4	16	
5A Moore, Gary	7-2	11	4	15	4.0-8	.	.	1	2	
9B Washington, B.	12-1	10	4	14	1.0-7	1.0-7	.	.	2	
26 Moore, Kevin	11-0	13	.	13	2	
1C Barnes, Zach	10-1	7	4	11	1.5-6	1.0-5	.	.	1	.	1	.	.	
2A Madison, Tevin	2-0	8	2	10	
97 Wallace, Joseph	8-0	7	3	10	3.0-7	.	.	.	1	1-0	.	.	.	
99 Thomas, Mychealon	10-0	5	3	8	2.0-4	.	.	1	1	
24 Hendrix, Payton	6-0	6	1	7	
94 Gilmore, Lonzell	12-0	4	2	6	1.0-7	1.0-7	1	.	
32 Ward, Da'Leon	9-4	3	1	4	
29 Reed, Mason	11-3	2	2	4	
10 Picone, Johnathan	11-0	2	1	3	
96 Hatfield, Clayton	12-0	.	3	3	
30 Woodward, Caleb	4-0	1	2	3	
27 Felton, Demarcus	11-3	2	.	2	
1B Mack, Jacarthy	5-0	2	.	2	
39 Jones, Adaryan	6-0	1	.	1	
86 Vasher, T.J.	1-0	1	.	1	
5C Heffron, Kyle	12-0	1	.	1	
3D Parker, Justus	1-0	1	.	1	
2 Davis III, Reginald	12-2	1	.	1	
9 Giles, Jonathan	12-7	1	.	1	
49 Barden, Michael	11-0	1	.	1	
95 Nunez, Talor	12-2	1	
13 Batson, Cameron	12-10	1	
Total	12-0	603	220	823	47-147	14-94	5-15	51	26	8-157	9	2	.	
Opponents	12-0	615	234	849	67.0-378	30-273	11-102	45	35	6-0	8	1	2	

TEXAS TECH GAME-BY-GAME STATS

Date	Opponent	--RUSHING--				--RECEIVING--				-----PASSING-----				--KICK RET--			--PUNT RET--			tot off			
		No.	Yds	TD	Lg	No.	Yds	TD	Lg	Cmp	Att	Int	Yds	TD	Lg	No	Yds	TD	Lg		No	Yds	TD
Sep 03, 2016	STEPHEN F. AUSTIN	28	125	4	27	48	633	5	59	48	71-1	633	5	59	2	42	0	27	4	75	0	33	758
Sep 10, 2016	at Arizona State	22	72	3	27	38	540	5	75	38	53-2	540	5	75	0	0	0	1	0	0	0	612	
Sep 17, 2016	LOUISIANA TECH	43	196	3	21	26	470	5	64	26	36-0	470	5	64	1	18	0	18	2	10	0	5	666
Sep 29, 2016	KANSAS	24	73	0	32	42	548	8	59	42	55-1	548	8	59	0	0	0	0	3	10	0	10	621
Oct 08, 2016	at Kansas State	28	63	3	31	46	529	2	61	46	63-1	529	2	61	5	83	0	26	2	14	0	14	592
Oct 15, 2016	WEST VIRGINIA	27	34	0	10	32	345	2	44	32	50-1	345	2	44	3	73	0	46	1	19	0	19	379
Oct 22, 2016	OKLAHOMA	21	120	3	22	52	734	5	56	52	88-1	734	5	56	4	66	0	20	1	8	0	8	854
Oct 29, 2016	at TCU	49	139	1	15	24	206	2	33	24	40-1	206	2	33	0	0	0	0	1	15	0	15	345
Nov 05, 2016	TEXAS	41	115	1	25	36	367	3	31	36	59-1	367	3	31	3	48	0	24	1	22	0	22	482
Nov 12, 2016	at Oklahoma State	44	142	3	15	35	376	3	33	35	52-0	376	3	33	2	31	0	20	1	2	0	2	518
Nov 19, 2016	at Iowa State	30	84	0	15	19	222	1	34	19	39-2	222	1	34	5	86	0	27	1	-4	0	0	306
Nov 25, 2016	vs Baylor	32	80	1	9	30	586	6	81	30	47-0	586	6	81	3	42	0	20	0	0	0	0	666
Totals	389	1243	22	32	428	5556	47	81	428	653-11	5556	47	81	28	489	0	46	18	171	0	33	6799	
Opponent	500	2863	37	75	271	3789	28	82	271	443-5	3789	28	82	41	927	1	99	10	84	0	36	6652	

Date	Opponent	-----TACKLES-----			-SACKS- No-Yds	-FUMBLE- FF FR-Yds			Pass Int-Yds QBH Brk			Blkd Kick	-Kicks-XPTS- Att-Mad Run Rcv			off Saf t/o Pts			
		Solo	Ast	Total		TFL-Yds	FF	FR-Yds	Int-Yds	QBH	Brk		Att	Mad	Run	Rcv	Saf	t/o	Pts
Sep 03, 2016	STEPHEN F. AUSTIN	60	16	76	9.0-45	5.0-35	1	1-0	2-0	5	5	1	9-9	0	0	0	0	3	69
Sep 10, 2016	at Arizona State	79	6	85	5.0-9	0.0-0	0	0-0	0-0	0	3	0	8-7	0	0	0	0	0	55
Sep 17, 2016	LOUISIANA TECH	41	16	57	3.0-6	1.0-4	0	0-0	0-0	0	5	0	8-8	0	0	0	0	0	59
Sep 29, 2016	KANSAS	46	14	60	7.0-31	4.0-28	1	1-0	1-0	7	2	0	8-7	0	0	0	0	7	55
Oct 08, 2016	at Kansas State	47	2	49	7.0-12	0.0-0	0	0-0	0-0	0	5	0	5-5	0	0	0	0	0	38
Oct 15, 2016	WEST VIRGINIA	49	12	61	1.0-1	0.0-0	0	0-0	0-0	1	3	0	2-2	0	0	0	0	0	17
Oct 22, 2016	OKLAHOMA	46	16	62	3.0-5	0.0-0	0	0-0	0-0	1	5	0	8-8	0	0	0	0	0	59
Oct 29, 2016	at TCU	40	38	78	2.0-4	0.0-0	0	0-0	1-0	1	5	1	3-3	0	0	0	0	0	27
Nov 05, 2016	TEXAS	53	22	75	2.0-4	1.0-3	2	2-123	0-0	3	10	0	5-4	0	0	0	0	14	37
Nov 12, 2016	at Oklahoma State	42	12	54	4.0-20	2.0-18	1	1-19	0-0	0	2	0	6-5	0	0	0	0	7	44
Nov 19, 2016	at Iowa State	36	34	70	1.0-1	0.0-0	1	0-0	0-0	2	1	0	1-1	0	0	0	0	0	10
Nov 25, 2016	vs Baylor	64	32	96	3.0-9	1.0-6	3	3-15	1-15	6	5	0	7-6	0	0	0	0	6	54
Totals	603	220	823	47.0-147	14.0-94	9	8-157	5-15	26	51	2	70-65	0	0	0	0	37	524	
Opponent	615	234	849	67.0-378	30.0-273	8	6-0	11-102	35	45	1	67-66	0	1	2	77	522		

OPPONENT GAME-BY-GAME STATS

Date	Opponent	--RUSHING--				--RECEIVING--				-----PASSING-----				--KICK RET--			--PUNT RET--			tot off			
		No.	Yds	TD	Lg	No.	Yds	TD	Lg	Cmp	Att	Int	Yds	TD	Lg	No	Yds	TD	Lg		No	Yds	TD
Sep 03, 2016	STEPHEN F. AUSTIN	35	58	0	20	31	312	2	38	31	55-2	312	2	38	7	146	0	26	1	36	0	36	370
Sep 10, 2016	at Arizona State	53	301	7	75	28	351	2	39	28	37-0	351	2	39	8	179	0	28	2	14	0	14	652
Sep 17, 2016	LOUISIANA TECH	36	261	3	39	20	311	3	76	20	32-0	311	3	76	4	82	0	28	0	0	0	0	572
Sep 29, 2016	KANSAS	28	46	0	14	25	250	2	25	25	48-1	250	2	25	3	59	0	27	0	0	0	0	296
Oct 08, 2016	at Kansas State	39	231	2	31	10	104	1	16	10	20-0	104	1	16	6	181	1	99	0	0	0	0	335
Oct 15, 2016	WEST VIRGINIA	46	332	5	38	21	318	1	53	21	31-0	318	1	53	1	25	0	25	2	4	0	3	650
Oct 22, 2016	OKLAHOMA	40	309	2	46	27	545	7	56	27	36-0	545	7	56	1	24	0	24	0	0	0	0	854
Oct 29, 2016	at TCU	39	172	2	18	22	246	1	25	22	47-1	246	1	25	1	28	0	28	2	6	0	4	418
Nov 05, 2016	TEXAS	50	414	4	74	20	244	2	52	20	40-0	244	2	52	2	43	0	23	1	0	0	0	658
Nov 12, 2016	at Oklahoma State	38	210	4	31	20	395	2	82	20	28-0	395	2	82	4	74	0	27	0	0	0	0	605
Nov 19, 2016	at Iowa State	43	272	6	35	17	336	2	45	17	22-0	336	2	45	1	11	0	11	0	0	0	0	608
Nov 25, 2016	vs Baylor	53	257	2	57	30	377	3	53	30	47-1	377	3	53	3	75	0	28	2	24	0	14	634
Opponent totals	500	2863	37	75	271	3789	28	82	271	443-5	3789	28	82	41	927	1	99	10	84	0	36	6652	
Texas Tech	389	1243	22	32	428	5556	47	81	428	653-11	5556	47	81	28	489	0	46	18	171	0	33	6799	

Date	Opponent	-----TACKLES-----			-SACKS- No-Yds	-FUMBLE- FF FR-Yds			Pass Int-Yds QBH Brk			Blkd Kick	-Kicks-XPTS- Att-Mad Run Rcv			off Saf t/o Pts			
		Solo	Ast	Total		TFL-Yds	FF	FR-Yds	Int-Yds	QBH	Brk		Att	Mad	Run	Rcv	Saf	t/o	Pts
Sep 03, 2016	STEPHEN F. AUSTIN	59	16	75	5.0-32	2.0-18	0	0-0	1-0	3	3	0	2-2	0	0	0	0	7	17
Sep 10, 2016	at Arizona State	43	8	51	3.0-12	2.0-9	0	0-0	2-19	0	1	0	9-9	0	0	1	7	68	
Sep 17, 2016	LOUISIANA TECH	52	12	64	6.0-26	2.0-20	1	0-0	0-0	2	1	0	6-6	0	0	0	0	45	
Sep 29, 2016	KANSAS	49	16	65	10.0-49	3.0-32	0	1-0	1-0	1	5	0	2-2	0	0	1	7	19	
Oct 08, 2016	at Kansas State	65	4	69	5.0-45	3.0-33	0	0-0	1-35	0	5	0	5-5	0	0	0	0	7	44
Oct 15, 2016	WEST VIRGINIA	48	12	60	8.0-60	4.0-47	1	0-0	1-0	2	3	0	6-6	0	0	0	0	7	48
Oct 22, 2016	OKLAHOMA	54	12	66	2.0-3	1.0-2	1	1-0	1-0	9	3	0	8-7	0	1	0	7	66	
Oct 29, 2016	at TCU	44	52	96	5.0-35	4.0-24	2	1-0	1-0	1	2	0	3-3	0	0	0	7	24	
Nov 05, 2016	TEXAS	63	24	87	5.0-44	3.0-38	1	1-0	1-0	3	7	1	6-6	0	0	0	7	45	
Nov 12, 2016	at Oklahoma State	58	24	82	6.0-21	2.0-14	1	1-0	0-0	4	2	0	6-6	0	0	0	0	45	
Nov 19, 2016	at Iowa State	34	40	74	7.0-28	2.0-20	1	1-0	2-48	9	9	0	9-9	0	0	0	21	66	
Nov 25, 2016	vs Baylor	46	14	60	5.0-23	2.0-16	0	0-0	0-0	1	4	0	5-5	0	0	0	0	35	
Opponent totals	615	234	849	67.0-378 </															

GAME-BY-GAME STARTERS

OFFENSE

GAME	LT	LG	C	RG	RT	QB	RB	FB/RB/WR	WR	IR	WR	WR
Stephen F. Austin	Steele	B. Brown	Morales	Murphy	Akamnonu	Mahomes	Stockton	White	Lauderdale	Batson	Cantrell	--
Arizona State	Steele	B. Brown	Morales	Murphy	Akamnonu	Mahomes	Stockton	White	Lauderdale	Giles	Cantrell	--
Louisiana Tech	Steele	B. Brown	Morales	Murphy	Akamnonu	Mahomes	Stockton	--	Batson	Giles	Cantrell	Willies
Kansas	Steele	B. Brown	Morales	Murphy	Akamnonu	Mahomes	Felton	M. Reed	Batson	--	Cantrell	Willies
Kansas State	Steele	B. Brown	Morales	Stawarz	Murphy	Mahomes	Felton	Stockton	Batson	--	Cantrell	Willies
West Virginia	Steele	B. Brown	Morales	Stawarz	Murphy	Mahomes	Felton	--	Lauderdale	Batson	Giles	Davis
Oklahoma	Steele	Stawarz	Morales	Akamnonu	B. Brown	Mahomes	D. Ward	--	Lauderdale	Batson	Giles	Davis
TCU	Steele	B. Brown	Morales	Stawarz	Murphy	Mahomes	--	Coutee	Brown	Batson	Giles	Cantrell
Texas	Steele	B. Brown	Morales	Stawarz	Murphy	Mahomes	D. Ward	M. Reed	--	Batson	Giles	Cantrell
Oklahoma State	Steele	Stawarz	Morales	Akamnonu	B. Brown	Mahomes	Stockton	--	Brown	Batson	Giles	Cantrell
Iowa State	B. Brown	B. Smith	Morales	Stawarz	Steele	Mahomes	D. Ward	M. Reed	Willies	Batson	--	Cantrell
Baylor	B. Brown	Akamnonu	Morales	Stawarz	Steele	Mahomes	D. Ward	Stockton	A. Wesley	Coutee	--	Cantrell

DEFENSE

GAME	DE	NT	DT	RUSH	WILL	MIKE	SAM	DB	LC	FS	SS	RC
Stephen F. Austin	Kolin Hill	Pipkins	Fehoko	Williams	Hinton	Brooks	--	Nelson	Nguema	Johnson	Ward	Polite-Bray
Arizona State	Kolin Hill	Pipkins	Fehoko	G. Moore	--	Brooks	Stice	Nelson	Nguema	Johnson	Ward	Polite-Bray
Louisiana Tech	Kolin Hill	Pipkins	Fehoko	Williams	--	Brooks	Jenkins	Nelson	Nguema	Johnson	Ward	Polite-Bray
Kansas	Kolin Hill	Pipkins	Fehoko	G. Moore	Hinton	Brooks	--	Nelson	Nguema	Johnson	Allen	Polite-Bray
Kansas State	Kolin Hill	Pipkins	Fehoko	Williams	Hinton	Brooks	Jenkins	--	Nguema	Johnson	Allen	Polite-Bray
West Virginia	Kolin Hill	Pipkins	Fehoko	Williams	Hinton	Brooks	--	Nelson	Banks	Johnson	Allen	Polite-Bray
Oklahoma	Z. Barmes	Pipkins	Fehoko	Nunez	--	Brooks	Jenkins	Nelson	Banks	Johnson	Allen	Polite-Bray
TCU	Kolin Hill	Pipkins	Fehoko	Nunez	--	Brooks	Jenkins	Nguema	Banks	Johnson	Allen	Nelson
Texas	Kolin Hill	Pipkins	Fehoko	Williams	--	Brooks	Jenkins	Coleman	Banks	Johnson	Allen	Nelson
Oklahoma State	Kolin Hill	Pipkins	Fehoko	Williams	--	Brooks	Jenkins	Coleman	Banks	Johnson	Allen	Nelson
Iowa State	Kolin Hill	Pipkins	Fehoko	Williams	--	Stice	Jenkins	Coleman	Nelson	Johnson	Allen	Polite-Bray
Baylor	Kolin Hill	Washington	Fehoko	Williams	Stice	Brooks	Jenkins	--	Nelson	Johnson	Allen	Polite-Bray

CAREER STARTS

OFFENSE

PLAYER	2012	2013	2014	2015	2016	TOTAL	STREAK
Baylen Brown	-	3	9	11	12	35	15
Patrick Mahomes II	-	-	4	13	12	29	29
Reginald Davis	RS	1	7	7	2	17	0
Devin Lauderdale	-	-	4	9	4	17	0
Tony Morales	0	0	0	6	12	18	12
Dylan Cantrell	-	-	6	0	10	16	5
Justin Murphy	-	-	RS	4	8	12	0
Cameron Batson	-	-	0	2	10	12	0
Terence Steele	-	-	-	RS	12	12	12
Ian Sadler	-	-	3	7	-	10	0
Justin Stockton	-	-	1	2	6	9	1
Jonathan Giles	-	-	-	-	7	7	0
Paul Stawarz	-	-	-	-	8	8	8
Madison Akamnonu	-	-	-	RS	7	7	1
Tony Brown	-	-	-	3	2	5	0
Quinton White	RS	0	0	3	2	5	0
Ja'Deion High	-	RS	0	5	-	5	0
Derrick Willies	-	-	-	-	4	4	0
Keke Coutee	-	-	-	2	2	4	1
Da'Leon Ward	-	-	-	-	4	4	2
Demarcus Felton	-	-	-	-	3	3	0
Mason Reed	-	-	-	-	3	3	0
Antoine Wesley	-	-	-	-	1	1	1
Bailey Smith	-	-	-	-	1	1	0
Zach Austin	-	RS	-	1	-	1	0

DEFENSE

PLAYER	2012	2013	2014	2015	2016	TOTAL	STREAK
Justis Nelson	-	3	11	8	11	33	7
Breiden Fehoko	-	-	-	13	12	25	25
Jah'Shawn Johnson	-	-	0	13	12	25	25
Keenon Ward	RS	3	10	7	3	23	0
Malik Jenkins	-	0	0	5	8	13	6
Ondre Pipkins	-	-	-	-	11	11	0
Jordyn Brooks	-	-	-	-	11	11	1
D.J. Polite-Bray	0	-	2	0	9	11	2
Kolin Hill	-	-	-	-	11	11	5
Kris Williams	RS	0	0	2	8	10	4
Thierry Nguema	RS	0	0	4	6	10	0
D'Vonta Hinton	-	-	-	5	4	9	0
Kisean Allen	-	-	-	-	9	9	9
Paul Banks III	-	-	-	1	5	6	0
Gary Moore	-	RS	1	1	2	4	0
Zach Barmes	-	0	RS	3	1	4	0
Douglas Coleman	-	-	-	-	3	3	0
Luke Stice	-	-	-	-	3	3	2
Talor Nunez	-	-	-	-	2	2	0
Broderick Washington	-	-	-	RS	1	1	1

BOLD indicates returning player

GAME-BY-GAME STATS

PASSING

Mahomes, Patrick	Att	Comp	INT	Pct.	Yards	TD	Long	Sack	Yards	Effic.
Stephen F. Austin	43	30	0	69.8	483	4	59	0	0	194.8
Arizona State	53	38	2	71.7	540	5	75	2	9	180.9
Louisiana Tech	36	26	0	72.2	470	5	64	2	20	227.7
Kansas	34	27	1	79.4	277	4	34	3	32	180.8
Kansas State	62	45	1	72.6	504	2	61	3	33	148.3
West Virginia	44	28	1	63.6	305	1	44	4	47	124.8
Oklahoma	88	52	1	59.1	734	5	56	1	2	145.6
TCU	39	24	1	61.5	206	2	33	4	24	117.7
Texas	59	36	1	61.0	367	3	31	3	38	126.7
Oklahoma State	51	34	0	66.7	361	3	33	2	14	145.5
Iowa State	36	18	2	50.0	219	1	34	1	9	99.2
Baylor	46	30	0	65.2	586	6	81	2	16	215.3
TOTALS	591	388	10	65.7	5052	41	81	27	244	157.0

Shimonek, Nic	Att	Comp	INT	Pct.	Yards	TD	Long	Sack	Yards	Effic.
Stephen F. Austin	28	18	1	64.3	150	1	22	2	18	113.9
Kansas	21	15	0	71.4	271	4	59	0	0	242.7
West Virginia	6	4	0	66.7	40	1	16	0	0	177.7
Iowa State	3	1	0	33.3	3	0	3	1	11	41.7
TOTALS	58	38	1	65.5	464	6	59	3	29	163.4

RUSHING

Rush-Yds/TD	SFA	ASU	LATECH	KU	KSU	WVU	OU	TCU	UT	OSU	ISU	BU
Ward, Da'Leon	DNP	DNP	-	-	-	6-27/0	7-31/1	23-98/0	22-93/1	DNP	25-97/0	20-82/1
Felton, Dem.	5-28/0	1-5/1	16-123/2	11-48/0	14-66/0	5-18/0	-	1-1/0	-	11-65/0	-	DNP
Mahomes, P.	10-57/2	11-44/1	12-37/1	8-27/0	9-3/3	13-10/0	12-85/2	20-39/1	15-16/0	15-33/2	2-2/0	4-6/0
Stockton, J.	6-25/0	7-20/1	11-34/0	3-7/0	3-8/0	2-5/0	1-5/0	4-12/0	2-14/0	10-28/0	DNP	4-12/0
White, Quinton	-	2-4/0	2-4/0	-	2-8/0	-	DNP	-	-	7-12/1	-	-
Dauphine, Corey	2-25/1	DNP	DNP	-	DNP	-	DNP	DNP	DNP	DNP	DNP	DNP
Barden, Michael	-	-	DNP	-	-	-	-	1-11/0	1-25/0	-	-	-
Batson, Cameron	-	-	-	-	-	-	-	-	-	1-4/0	1-0/0	-
Coutee, Keke	1-6/1	-	-	-	-	-	-	-	-	-	1-0/0	1-4/0
Woodward, Caleb	1-2/0	-	DNP	-	DNP	DNP	-	DNP	DNP	DNP	DNP	DNP
Nunez, Talor	-	-	-	-	-	1-6/0	-	-	-	-	-	-
Baughman, E.	DNP	DNP	DNP	1-7/0	DNP	DNP	DNP	DNP	DNP	DNP	DNP	DNP
Team	DNP	1-1/0	2-2/0	-	DNP	DNP	1-1/0	-	1-1/0	DNP	-	3-4/0
Shimonek, Nic	3-18/0	DNP	DNP	1-2/0	DNP	-	DNP	DNP	DNP	DNP	1-11/0	DNP

RECEIVING

Giles, Jonathan	4-89/1	9-71/1	6-186/3	12-219/2	4-49/0	8-136/2	10-167/2	2-10/0	5-55/1	5-94/0	-	4-82/1
Coutee, Keke	1-12/0	1-8/0	1-9/0	3-73/2	5-130/1	6-61/0	10-172/1	1-2/0	5-42/0	6-45/0	8-115/1	8-221/2
Cantrell, Dylan	2-62/1	3-25/1	6-81/1	5-70/1	10-81/0	DNP	DNP	3-40/1	8-89/0	8-65/1	3-45/0	9-111/2
Batson, Cameron	3-24/1	9-148/1	2-25/1	8-88/1	6-56/1	5-19/0	9-99/1	4-26/0	5-38/2	3-41/0	4-57/0	3-29/0
Sadler, Ian	2-38/0	1-22/0	2-53/0	3-35/0	3-26/0	4-93/0	7-75/0	2-21/0	-	-	-	-
Lauderdale, D.	7-49/1	7-57/0	1-27/0	4-24/1	7-92/0	2-14/0	3-44/0	-	DNP	DNP	DNP	DNP
Willies, D.	2-47/0	1-59/1	3-38/0	1-6/1	2-18/0	DNP	DNP	DNP	3-63/0	4-50/0	2-7/0	DNP
Davis, Reginald	2-80/0	1-16/0	1-9/0	-	4-34/0	-	5-68/1	2-40/1	-	-	-	-
Stockton, J.	4-66/0	3-95/1	3-30/0	2-8/0	3-13/0	5-21/0	-	-	-	1-3/1	DNP	-
Ward, Da'Leon	DNP	DNP	-	-	-	-	1-14/0	8-49/0	4-32/0	DNP	2-2/0	3-38/0
Brown, Tony	2-10/0	DNP	-	1-19/0	-	-	1-19/0	2-18/0	5-35/0	1-4/0	-	1-23/0
Shorts, Quan	1-16/0	DNP	DNP	DNP	DNP	-	3-27/0	DNP	-	DNP	DNP	1-81/1
White, Quinton	3-16/0	2-34/0	1-12/0	1-9/0	1-25/0	-	DNP	-	1-13/0	3-7/0	-	1-1/0
Reed, Mason	-	DNP	-	-	-	-	3-49/0	-	-	2-47/0	-	-
High, Ja'Deion	6-54/1	-	-	DNP	DNP	DNP	DNP	DNP	DNP	DNP	DNP	DNP
Knutson, Kash	5-45/0	-	-	-	-	-	DNP	DNP	DNP	DNP	DNP	DNP
Felton, Dem.	1-7/0	1-5/0	-	2-13/0	1-5/0	2-1/0	-	-	-	-	-	DNP
Nunez, Talor	-	-	-	-	-	-	-	-	-	1-15/0	-	-
Vasher, T.J.	2-9/0	DNP	DNP	DNP	DNP	DNP	DNP	DNP	DNP	DNP	DNP	DNP
Rittimann, H.	1-9/0	DNP	DNP	DNP	DNP	DNP	DNP	DNP	DNP	DNP	DNP	DNP
Bruffy, Travis OL	-	-	-	-	-	-	-	-	-	1-5/1	-	-

CONTENTS

RED RAIDERS

STAFF

'16 REVIEW

HISTORY

RECORDS

TEXAS TECH

GAME-BY-GAME TACKLES

UT-AT-TT

	UA-A	TOT	SFA	ASU	LATECH	KU	KSU	WVU	OU	TCU	UT	OSU	ISU	BU
Brooks, Jordyn	61-25	86	2-1	10-0	4-3	2-1	5-1	6-1	6-1	3-7	4-4	3-0	4-0	12-6
Johnson, Jah	57-20	77	2-2	4-1	8-0	4-1	2-0	8-2	4-0	0-2	10-1	7-3	3-3	5-5
Jenkins, Malik	53-23	76	3-3	7-1	3-2	-	3-0	0-2	11-3	10-4	5-3	4-2	2-2	5-1
Nelson, Justis	46-13	59	5-0	5-1	2-1	2-1	1-0	3-0	5-0	4-1	4-1	5-1	4-3	6-4
Stice, Luke	36-14	50	2-1	7-0	0-1	0-1	3-0	-	-	0-1	2-0	4-1	7-5	11-4
Allen, Kisean	34-9	43	DNP	1-0	1-0	4-1	5-1	6-0	5-1	4-0	2-0	3-0	1-4	2-2
Williams, Kris	24-11	35	2-2	4-0	1-1	4-0	1-0	1-0	DNP	2-5	4-1	0-1	3-0	2-1
Pipkins, Ondre	21-11	32	5-0	1-0	1-1	0-1	5-0	-	1-2	1-5	4-1	3-0	0-1	DNP
Ward, Keenon	24-8	32	5-0	5-1	2-0	DNP	DNP	DNP	1-1	1-1	2-0	2-0	2-2	4-3
Hill, Kolin	21-11	32	2-0	3-1	3-0	1-2	2-0	2-0	1-1	2-1	1-3	1-0	2-2	1-1
Polite-Bray, DJ	25-5	30	4-0	4-1	-	4-1	2-0	1-1	4-0	3-0	DNP	1-1	1-1	1-0
Nguema, Thierry	24-4	28	-	7-0	4-0	5-0	1-0	1-0	1-2	1-1	1-0	-	-	3-1
Coleman, D.	19-7	26	1-1	-	3-2	1-0	-	-	DNP	4-1	4-0	0-1	3-2	3-0
Banks, Paul	18-6	24	DNP	DNP	DNP	DNP	4-0	4-1	2-0	-	4-2	2-1	2-1	0-1
Hinton, D'Vonta	17-2	19	3-0	DNP	4-2	2-0	5-0	3-0	DNP	DNP	DNP	DNP	DNP	DNP
Fehoko, Breiden	10-9	19	-	2-0	1-0	2-0	3-0	0-2	1-2	1-2	-	-	0-3	-
Stringer, B.	11-6	17	1-0	3-0	-	3-2	DNP	2-1	-	-	0-2	2-1	-	-
Smith, Desmon	12-4	16	1-0	DNP	1-0	5-1	DNP	-	DNP	DNP	1-1	DNP	-	4-2
Moore, Gary	11-4	15	-	3-0	1-1	2-1	4-0	0-1	1-1	DNP	DNP	DNP	DNP	DNP
Washington, B.	10-4	14	2-0	-	-	3-0	1-0	2-0	1-0	0-2	-	-	1-2	-
Moore, Kevin	13-0	13	3-0	2-0	-	1-0	-	2-0	-	2-0	-	1-0	DNP	2-0
Barnes, Zach	7-4	11	1-0	DNP	DNP	-	-	1-0	2-1	0-2	1-0	-	0-1	2-0
Wallace, Joseph	7-3	10	2-0	DNP	1-1	-	DNP	DNP	DNP	0-1	2-0	1-0	1-0	0-1
Madison, Tevin	8-2	10	5-2	3-0	DNP	DNP	DNP	DNP	DNP	DNP	DNP	DNP	DNP	DNP
Thomas, M.	5-3	8	2-0	-	-	1-0	-	1-0	0-1	0-2	1-0	DNP	DNP	-
Hendrix, Pay.	6-1	7	1-0	-	1-0	-	-	4-1	DNP	DNP	DNP	DNP	DNP	DNP
Gilmore, L.	4-2	6	1-1	3-0	-	-	-	-	-	-	-	-	0-1	-
Ward, Da'Leon	3-1	4	DNP	DNP	DNP	0-1	-	-	-	1-0	1-0	DNP	-	1-0
Reed, Mason	2-2	4	-	DNP	-	0-1	-	-	-	-	-	2-0	0-1	-
Picone, J.	2-1	3	1-1	DNP	-	-	-	1-0	-	-	-	-	-	-
Woodward, Caleb	1-2	3	0-2	1-0	DNP	-	DNP	DNP	-	DNP	DNP	DNP	DNP	DNP
Hatfield, C.	0-3	3	-	-	-	-	-	-	-	-	0-3	-	-	-
Felton, Dem.	2-0	2	-	1-0	-	-	-	-	-	1-0	-	-	-	DNP
Mack, Jacarthy	2-0	2	1-0	1-0	-	-	-	DNP	DNP	DNP	DNP	DNP	DNP	DNP
Jones, Adaryan	1-0	1	1-0	DNP	DNP	-	DNP	-	DNP	DNP	-	-	DNP	-
Davis, Reginald	1-0	1	-	1-0	-	-	-	-	-	-	-	-	-	-
Giles, Jonathan	1-0	1	-	-	-	-	-	-	-	-	-	1-0	-	-
Heffron, Kyle	1-0	1	-	1-0	-	-	-	-	-	-	-	-	-	-
Barden, Michael	1-0	1	1-0	-	DNP	-	-	-	-	-	-	-	-	-
Parker, Justus	1-0	1	DNP	DNP	DNP	DNP	DNP	1-0	DNP	DNP	DNP	DNP	DNP	DNP
Vasher, T.J.	1-0	1	1-0	DNP	DNP	DNP	DNP	DNP	DNP	DNP	DNP	DNP	DNP	DNP

FIELD GOALS

Made, Missed, Blocked	#96 Hatfield
SFA	31, 43
Arizona State	24, 40
Louisiana Tech	24, 40
Kansas	-
Kansas State	34
West Virginia	42
Oklahoma	37
TCU	41, 37
Texas	42
Oklahoma State	27
Iowa State	31
Baylor	31, 27

PUNTING

Number-Avg./120	#49 Barden	#36 Baughmann
SFA	5-32.6/2	--
Arizona State	4-43.0/0	--
Louisiana Tech	--	--
Kansas	1-46.0/1	3-38.0/0
Kansas State	2-52.0/1	-
West Virginia	4-36.5/2	-
Oklahoma	2-32.5/0	-
TCU	4-43.0/0	-
Texas	5-37.8/1	-
Oklahoma State	5-38.2/2	-
Iowa State	6-33.3/1	-
Baylor	5-39.4/1	-

SCORING DRIVES

TEXAS TECH SCORING DRIVES

Opponent	No. of Plays	Total Yards	Drive Time	Type of Score	Score QTR/Time	Scoring Play
Stephen F. Austin	10	75	2:38	Pass TD	17/12:22	Batson 13 yard rec.
Stephen F. Austin	5	45	1:12	Rush TD	1/6:03	Coutee 6 yard run
Stephen F. Austin	8	69	2:46	Rush TD	1/1:10	Mahomes 3 yard run
Stephen F. Austin	6	78	1:40	Rush TD	2/13:12	Mahomes 7 yard run
Stephen F. Austin	1	22	0:08	Pass TD	2/12:15	Giles 22 yard rec.
Stephen F. Austin	4	93	1:20	Pass TD	2/4:33	Cantrell 8 yard rec.
Stephen F. Austin	10	86	4:16	FG	2/0:17	Hatfield 31 yard FG
Stephen F. Austin	10	80	2:43	Pass TD	3/7:50	Lauderdale 14 yard rec.
Stephen F. Austin	9	55	1:34	FG	3/1:08	Hatfield 43 yard FG
Stephen F. Austin	12	70	3:31	Pass TD	4/3:23	High 9 yard reception
Stephen F. Austin	1	27	0:18	Rush TD	4/1:10	Dauphine 27 yard run
Arizona State	8	47	3:00	Rush TD	1/7:12	Mahomes 1 yard run
Arizona State	6	98	1:46	Pass TD	1/1:14	Willies 59 yard rec.
Arizona State	2	75	0:22	Rush TD	2/12:55	Stockton 75 yard rec.
Arizona State	9	75	3:09	Pass TD	2/5:21	Cantrell 11 yard rec.
Arizona State	9	75	1:24	Pass TD	2/0:53	Giles 13 yard reception
Arizona State	9	75	3:15	Rush TD	3/11:45	Stockton 1 yard run
Arizona State	6	75	1:34	Rush TD	4/9:23	Felton 5 yard run
Arizona State	4	75	0:55	Pass TD	4/8:16	Batson 66 yard rec.
Louisiana Tech	12	75	5:30	Rush TD	1/9:57	Felton 12 yard run
Louisiana Tech	2	75	0:25	Pass TD	1/3:41	Giles 64 yard rec.
Louisiana Tech	3	63	0:37	Pass TD	1/2:07	Giles 36 yard rec.
Louisiana Tech	9	75	2:41	Pass TD	2/12:04	Cantrell 9 yard rec.
Louisiana Tech	5	64	1:58	Pass TD	2/9:01	Giles 42 yard rec.
Louisiana Tech	11	75	4:07	Pass TD	3/6:17	Batson 4 yard rec.
Louisiana Tech	11	75	5:19	Rush TD	4/14:21	Felton 8 yard run
Louisiana Tech	8	53	2:48	FG	4/7:10	Hatfield 24 yard FG
Louisiana Tech	8	61	3:49	Rush TD	4/2:33	Mahomes 2 yard run
Kansas	5	75	1:42	Pass TD	1/13:18	Giles 14 yard rec.
Kansas	8	73	2:30	Pass TD	1/9:55	Batson 18 yard rec.
Kansas	7	61	2:26	Pass TD	2/7:35	Lauderdale 17 yard rec.
Kansas	11	75	4:24	Pass TD	2/0:48	Willies 6 yard rec.
Kansas	7	75	2:26	Pass TD	3/4:56	Cantrell 4 yard rec.
Kansas	9	68	4:37	Pass TD	3/0:00	Coutee 37 yard rec.
Kansas	3	86	1:31	Pass TD	4/8:41	Coutee 31 yard rec.
Kansas	5	84	1:40	Pass TD	4/4:54	Giles 59 yard rec.
Kansas State	14	85	5:12	Rush TD	1/9:48	Mahomes 1 yard run
Kansas State	4	75	1:41	Pass TD	1/2:38	Coutee 61 yard rec.
Kansas State	7	68	2:42	Rush TD	2/11:19	Mahomes 16 yard run
Kansas State	11	80	3:51	Rush TD	2/1:47	Mahomes 3 yard run
Kansas State	6	45	2:18	FG	3/5:17	Hatfield 34 yard FG
Kansas State	8	75	1:51	Pass TD	4/0:05	Batson 15 yard rec.
West Virginia	9	74	4:35	Pass TD	1/1:51	Giles 44 yard rec.
West Virginia	10	51	4:56	FG	3/10:04	Hatfield 42 yard FG
West Virginia	8	48	2:11	Pass TD	4/8:13	Giles 16 yard rec.
Oklahoma	12	84	4:05	Rush TD	1/7:23	Ward 4 yard run
Oklahoma	10	65	2:02	FG	1/1:06	Hatfield 37 yard FG
Oklahoma	14	75	4:25	Rush TD	2/9:06	Mahomes 11 yard run
Oklahoma	8	80	1:26	Pass TD	2/0:37	Giles 23 yard rec.
Oklahoma	9	75	2:18	Pass TD	3/9:33	Davis 32 yard rec.
Oklahoma	11	75	3:49	Pass TD	3/4:10	Giles 41 yard rec.
Oklahoma	12	75	3:39	Rush TD	4/12:57	Mahomes 22 yard run
Oklahoma	5	77	1:19	Pass TD	4/7:56	Coutee 56 yard rec.
Oklahoma	13	92	3:25	Pass TD	4/1:38	Batson 3 yard rec.
TCU	12	80	4:49	Pass TD	2/13:23	R. Davis 33 yard rec.
TCU	10	43	2:43	FG	2/6:49	Hatfield 41 yard FG
TCU	16	80	6:44	Pass TD	4/1:28	Cantrell 8 yard rec.
TCU	4	25	N/A	Rush TD	OT	Mahomes 15 yard run
TCU	4	5	N/A	FG	OT	Hatfield 37 yard FG
Texas	9	75	3:23	Pass TD	1/11:37	Batson 3 yard rec.
Texas	9	51	3:41	FG	1/7:02	Hatfield 42 yard FG
Texas	8	87	3:07	Pass TD	1/1:23	Giles 6 yard rec.
Texas	13	75	4:24	Pass TD	3/7:23	Batson 7 yard rec.
Texas	3	37	0:49	Rush TD	4/10:50	Ward 9 yard run
Oklahoma State	11	75	4:06	Rush TD	1/2:14	Mahomes 4 yard run
Oklahoma State	10	75	3:58	Pass TD	2/11:23	Cantrell 4 yard rec.

OPPONENT SCORING DRIVES

Opponent	No. of Plays	Total Yards	Drive Time	Type of Score	Score QTR/Time	Scoring Play
Stephen F. Austin	11	49	2:51	FG	2/9:24	Ruiz 42 yard FG
Stephen F. Austin	10	84	2:53	TD	3/2:42	Liggins 9 yard rec.
Stephen F. Austin	5	75	1:38	TD	4/12:11	Pace 38 yard rec.
Arizona State	6	43	1:44	Pass TD	1/10:13	Harry 10 yard rec.
Arizona State	7	75	2:57	Rush TD	2/13:17	Ballage 1 yard run
Arizona State	4	85	1:24	Pass TD	2/11:18	Ballage 39 yard rec.
Arizona State	5	50	1:53	Rush TD	2/8:30	Ballage 1 yard run
Arizona State	9	74	2:55	Rush TD	2/2:17	Ballage 4 yard run
Arizona State	7	84	3:08	Rush TD	3/8:32	Ballage 2 yard run
Arizona State	15	80	5:00	Rush TD	3/0:43	Ballage 7 yard run
Arizona State	1	1	0:04	Rush TD	4/10:57	Ballage 1 yard run
Arizona State	1	75	0:12	Rush TD	4/9:11	Ballage 75 yard run
Arizona State	11	53	5:06	Rush TD	4/3:04	Gonzalez 43 yard FG
Louisiana Tech	13	77	5:11	FG	1/4:06	Barnes 20 yard FG
Louisiana Tech	6	71	2:22	Rush TD	2/14:45	McKnight 1 yard run
Louisiana Tech	9	78	2:09	Rush TD	2/0:09	Craft 1 yard run
Louisiana Tech	12	75	4:36	Rush TD	3/10:24	McKnight 1 yard run
Louisiana Tech	4	75	1:37	Pass TD	3/4:40	Henderson 54 yard rec.
Louisiana Tech	2	75	0:48	Pass TD	4/6:22	Taylor 54 yard rec.
Louisiana Tech	6	75	2:10	Pass TD	4/0:23	Taylor 37 yard rec.
Kansas	7	75	2:23	Pass TD	2/5:12	Harrell 6 yard rec.
Kansas	7	39	2:16	Pass TD	3/12:18	Sims 11 yard rec.
Kansas	9	20	3:11	FG	3/7:22	Wyman 35 yard FG
Kansas State	7	66	3:12	Pass TD	1/6:28	Zuber 12 yard rec.
Kansas State	1	35	0:00	Def. TD	1/4:19	Reed 35 yard INT Return
Kansas State	9	57	3:23	FG	2/14:09	McCrane 20 yard FG
Kansas State	10	72	5:30	Rush TD	2/5:43	Ertz 1 yard run
Kansas State	1	99	0:00	Return TD	2/1:31	Pringle 99 yard KR
Kansas State	8	47	2:36	Rush TD	4/14:07	Jones 2 yard run
Kansas State	12	71	6:28	FG	4/6:05	McCrane 25 yard FG
Kansas State	4	-5	2:17	FG	4/1:56	McCrane 42 yard FG
West Virginia	9	91	2:59	Rush TD	1/9:30	Crawford 10 yard run
West Virginia	7	58	1:34	FG	1/0:17	Molina 34 yard FG
West Virginia	10	89	4:05	Pass TD	2/7:03	Crawford 5 yard rec.
West Virginia	7	72	1:56	Rush TD	2/4:22	Howard 8 yard run
West Virginia	11	70	4:00	FG	3/6:04	Molina 22 yard FG
West Virginia	8	83	2:58	Rush TD	4/14:51	Howard 1 yard run
West Virginia	3	32	1:21	Rush TD	4/10:24	Shell 14 yard run
West Virginia	10	75	5:57	Rush TD	4/2:16	Shell 3 yard run
Oklahoma	5	75	1:37	Pass TD	1/13:23	Mixon 56 yard rec.
Oklahoma	3	62	4:04	Pass TD	1/11:28	Westbrook 49 yard rec.
Oklahoma	1	41	0:42	Rush TD	2/13:31	Mixon 46 yard run
Oklahoma	9	69	2:52	FG	2/6:14	Seibert 23 yard FG
Oklahoma	2	75	0:20	Pass TD	2/0:17	Basquine 23 yard rec.
Oklahoma	6	68	2:17	Pass TD	3/11:51	Westbrook 23 yard rec.
Oklahoma	5	75	1:34	Pass TD	3/7:59	Mixon 43 yard rec.
Oklahoma	6	76	2:34	Pass TD	3/1:36	Flowers 34 yard rec.
Oklahoma	8	75	3:42	Pass TD	4/9:15	Mixon 15 yard rec.
Oklahoma	7	75	2:53	Rush TD	4/5:03	Mixon 42 yard run
TCU	17	99	6:49	Rush TD	1/14:40	Green 2 yard run
TCU	11	69	3:50	FG	2/9:33	Hatfield 23 yard FG
TCU	4	15	1:14	Rush TD	4/14:37	Johnson 1 yard run
TCU	2	25	N/A	Pass TD	OT	White 25 yard rec.
Texas	4	69	0:54	Rush TD	1/10:43	Foreman 4 yard run
Texas	9	75	2:32	Pass TD	1/4:30	Johnson 16 yard rec.
Texas	9	75	2:32	Pass TD	2/3:01	Johnson 9 yard rec.
Texas	11	48	1:28	FG	2/0:26	Domingue 29 yard FG
Texas	3	37	0:49	Rush TD	4/10:50	Ward 9 yard run
Texas	11	75	3:03	Rush TD	3/11:57	Swoopes 4 yard run
Texas	5	75	1:18	Rush TD	3/6:15	Foreman 38 yard run
Texas	3	81	0:42	Rush TD	4/14:49	Foreman 74 yard run
Oklahoma State	4	50	1:31	Pass TD	1/12:14	McCleskey 26 yard rec.
Oklahoma State	6	63	0:55	Rush TD	1/6:20	Rusolph 9 yard run
Oklahoma State	7	75	1:53	Rush TD	1/0:21	Carson 1 yard run
Oklahoma State	8	75	2:28	Rush TD	2/8:55	Hill 8 yard run
Oklahoma State	7	92	1:36	Rush TD	3/7:25	Carson 19 yard run

CONTENTS

RED RAIDERS

STAFF

'16 REVIEW

HISTORY

RECORDS

TEXAS TECH

SCORING DRIVES

TEXAS TECH SCORING DRIVES

Oklahoma State	14	75	5:11	Pass TD	2/3:44	Stockton 3 yard rec.
Oklahoma State	6	64	1:34	Pass TD	2/0:27	Bruffy 3 yard rec.
Oklahoma State	6	80	1:40	Rush TD	3/0:24	Mahomes 7 yard run
Oklahoma State	15	75	5:43	FG	4/9:23	Hatfield 27 yard FG
Oklahoma State	13	88	4:54	Rush TD	4/1:44	White 1 yard run
Iowa State	13	62	5:00	FG	1/6:17	Hatfield 31 yard FG
Iowa State	8	76	2:45	Pass TD	3/7:17	Coutee 11 yard rec.
Baylor	10	77	4:38	Pass TD	1/8:05	Coutee 35 yard rec.
Baylor	1	40	0:08	Pass TD	1/6:09	Cantrell 40 yard rec.
Baylor	4	59	1:12	Rush TD	1/3:13	Ward 5 yard run
Baylor	1	81	0:12	Pass TD	2/9:32	Shorts 81 yard rec.
Baylor	1	80	0:13	Pass TD	2/7:19	Coutee 80 yard rec.
Baylor	4	75	1:33	Pass TD	2/4:50	Giles 62 yard rec.
Baylor	13	75	4:34	Pass TD	3/10:26	Cantrell 6 yard rec.
Baylor	12	77	3:45	FG	3/5:52	Hatfield 31 yard FG
Baylor	8	41	3:27	FG	4/11:09	Hatfield 27 yard FG

OPPONENT SCORING DRIVES

Oklahoma State	10	73	4:36	FG	3/2:04	Grogan 27 yard FG
Oklahoma State	1	82	0:18	Pass TD	3/0:06	Washington 82 yard rec.
Iowa State	6	58	2:50	Rush TD	1/11:17	Lanning 24 yard run
Iowa State	3	52	1:16	Rush TD	1/2:21	Park 2 yard run
Iowa State	3	48	0:58	Pass TD	2/14:52	Lazarus 34 yard rec.
Iowa State	4	28	1:43	Rush TD	2/12:27	Lanning 5 yard run
Iowa State	6	56	2:38	Pass TD	2/7:47	Butler 39 yard rec.
Iowa State	8	81	3:23	FG	2/0:00	Netten 27 yard FG
Iowa State	6	75	3:04	Rush TD	3/4:13	Lanning 19 yard run
Iowa State	7	87	3:32	Rush TD	4/14:19	Lanning 35 yard run
Iowa State	9	53	4:37	Rush TD	4/8:39	Lanning 10 yard run
Baylor	7	75	2:17	Pass TD	1/12:43	Cannon 53 yard rec.
Baylor	5	65	0:56	Rush TD	2/6:23	Williams 9 yard run
Baylor	3	50	0:24	Pass TD	2/0:56	Zamora 21 yard rec.
Baylor	4	75	0:49	Rush TD	3/9:37	Williams 2 yard run
Baylor	8	67	1:29	Pass TD	4/14:36	Cannon 9 yard rec.

MISCELLANEOUS STATS

SCORING DRIVE ANALYSIS

YARDAGE	TEXAS TECH		OPPONENTS	
	TD	FG	TD	FG
No Drive	--	--	2	--
Negative Yards	--	--	--	1
0-9	--	1	1	--
10-19	--	--	1	--
20-29	3	--	2	2
30-39	1	--	2	--
40-49	4	3	4	2
50-59	1	4	7	3
60-69	8	2	7	2
70-79	35	2	29	4
80-89	14	1	9	--
90-99	3	--	3	--
TOTALS	69	13	68	14

GAME OPENING DRIVES

OPPONENT	TEXAS TECH			OPPONENTS		
	PTS	PLAYS	YDS	PTS	PLAYS	YDS
Stephen F. Austin	7	10	75	0	5	15
at Arizona State	0	3	9	0	4	19
Louisiana Tech	7	12	75	3	13	77
Kansas	7	5	75	0	3	1
at Kansas State	7	14	85	7	7	66
West Virginia	0	3	3	0	6	17
Oklahoma	0	3	35	7	5	75
at TCU	0	9	39	7	17	99
Texas	7	9	75	7	4	69
at Oklahoma State	0	3	7	7	4	50
at Iowa State	0	3	3	7	6	58
vs. Baylor	7	10	77	7	7	75

SECOND HALF OPENING DRIVES

OPPONENT	TEXAS TECH			OPPONENTS		
	PTS	PLAYS	YDS	PTS	PLAYS	YDS
Stephen F. Austin	7	10	80	0	14	43
at Arizona State	7	9	75	7	7	84
Louisiana Tech	7	11	75	7	12	75
Kansas	0	3	-20	0	3	0
at Kansas State	0	15	77	0	3	5
West Virginia	3	10	51	3	11	70
Oklahoma	0	3	6	7	6	68
at TCU	0	13	60	0	8	34
Texas	7	13	75	7	11	75
at Oklahoma State	0	9	40	0	4	20
at Iowa State	0	3	4	0	3	7
vs. Baylor	7	13	75	7	4	75

GIVEAWAY/TAKEAWAYS

OPPONENT	GIVEAWAY			TAKEAWAY		
	Fum	Int	Tot	Fum	Int	Tot Dif.
Stephen F. Austin	0	1	1	1	2	3 +2
at Arizona State	0	2	2	0	0	0 -2
Louisiana Tech	0	0	0	0	0	0 0
Kansas	1	1	2	1	1	2 0
at Kansas State	0	1	1	0	0	0 -1
West Virginia	0	1	1	0	0	0 -1
Oklahoma	1	1	2	0	0	0 -2
at TCU	1	1	2	0	1	1 -1
Texas	1	1	2	2	0	2 0
at Oklahoma State	1	0	1	1	0	1 0
at Iowa State	1	2	3	0	0	0 -3
vs. Baylor	0	0	0	3	1	4 +4
TOTALS	6	11	17	8	5	13 -4

THREE-AND-OUTS

OPPONENT	TEXAS TECH		OPPONENTS	
	3-&-Outs/Drives	3-&-Outs/Drives	3-&-Outs/Drives	3-&-Outs/Drives
Stephen F. Austin	3/18		5/19	
at Arizona State	3/15		0/16	
Louisiana Tech	0/12		3/11	
Kansas	2/16		7/17	
at Kansas State	1/13		2/12	
West Virginia	2/11		0/11	
Oklahoma	2/14		1/14	
at TCU	2/13		2/13	
Texas	3/16		4/16	
at Oklahoma State	4/13		1/13	
at Iowa State	4/13		2/14	
vs. Baylor	4/17		1/16	
TOTALS	30/171		28/172	

OPENING DRIVES - DEFENSE

OPPONENT	1st	2nd
	Half	Half
Stephen F. Austin	Punt	Punt
at Arizona State	Punt	Touchdown
Louisiana Tech	FG	Touchdown
Kansas	Punt	Punt
at Kansas State	Touchdown	Punt
West Virginia	Punt	FG
Oklahoma	Touchdown	Touchdown
at TCU	Touchdown	Punt
Texas	Touchdown	Touchdown
at Oklahoma State	Touchdown	Punt
at Iowa State	Touchdown	Punt
vs. Baylor	Touchdown	Touchdown

DRIVE SUPERLATIVES

	TEXAS TECH	OPPONENTS
Most Plays/Result	16/TD	17/TD
Most Yards/Result	98/TD	99/TD
Most Time/Result	6:44/TD	6:49/TD
Shortest Touchdown Drive (Yards)	22	1
Shortest Touchdown Drive (Time)	0:08	0:04
Quickest Touchdown to Start Game	13:18 - 1st	13:23 - 1st
Quickest Touchdown to Start a Half	13:18 - 1st	13:23 - 1st

LONGEST PLAYS

LONGEST PLAYS - 25-PLUS YARDS

*100	FR	Coleman, Douglas	Texas
*81	Pass	Shorts, Quan from Mahomes II, Patrick	Baylor
*80	Pass	Coutee, Keke from Mahomes II, Patrick	Baylor
*75	Pass	Stockton, Justin from Mahomes II, Patrick	Arizona State
*66	Pass	Batson, Cameron from Mahomes II, Patrick	Arizona State
*64	Pass	Giles, Jonathan from Mahomes II, Patrick	Louisiana Tech
*62	Pass	Giles, Jonathan from Mahomes II, Patrick	Baylor
*61	Pass	Coutee, Keke from Mahomes II, Patrick	Kansas State
*59	Pass	Willies, Derrick from Mahomes II, Patrick	Arizona State
59	Pass	Davis III, Reginald from Mahomes II, Patrick	Stephen F. Austin
*59	Pass	Giles, Jonathan from Shimonek, Nic	Kansas
*56	Pass	Coutee, Keke from Mahomes II, Patrick	Oklahoma
54	Pass	Cantrell, Dylan from Mahomes II, Patrick	Stephen F. Austin
53	Pass	Stockton, Justin from Mahomes II, Patrick	Stephen F. Austin
46	KR	Davis III, Reginald	West Virginia
*44	Pass	Giles, Jonathan from Mahomes II, Patrick	West Virginia
42	Pass	Giles, Jonathan from Shimonek, Nic	Kansas
*42	Pass	Giles, Jonathan from Mahomes II, Patrick	Louisiana Tech
*41	Pass	Giles, Jonathan from Mahomes II, Patrick	Oklahoma
41	Pass	Lauderdale, Devin from Mahomes II, Patrick	Kansas State
*40	Pass	Cantrell, Dylan from Mahomes II, Patrick	Baylor
39	Pass	Coutee, Keke from Mahomes II, Patrick	Kansas State
*37	Pass	Coutee, Keke from Shimonek, Nic	Kansas
37	Pass	Sadler, Ian from Mahomes II, Patrick	West Virginia
37	Pass	Coutee, Keke from Mahomes II, Patrick	Baylor
*36	Pass	Giles, Jonathan from Mahomes II, Patrick	Louisiana Tech
*35	Pass	Coutee, Keke from Mahomes II, Patrick	Baylor
35	Pass	Giles, Jonathan from Mahomes II, Patrick	Stephen F. Austin
34	Pass	Sadler, Ian from Mahomes II, Patrick	West Virginia
34	Pass	Giles, Jonathan from Mahomes II, Patrick	Kansas
34	Pass	Coutee, Keke from Mahomes II, Patrick	Iowa State
*33	Pass	Davis III, Reginald from Mahomes II, Patrick	TCU
33	Pass	Willies, Derrick from Mahomes II, Patrick	Stephen F. Austin
33	Pass	Giles, Jonathan from Mahomes II, Patrick	Oklahoma State
33	PR	Batson, Cameron	Stephen F. Austin
*32	Pass	Davis III, Reginald from Mahomes II, Patrick	Oklahoma
32	Rush	Mahomes II, Patrick	Kansas
31	Pass	Willies, Derrick from Mahomes II, Patrick	Texas
31	Pass	Batson, Cameron from Mahomes II, Patrick	Oklahoma
*31	Pass	Coutee, Keke from Shimonek, Nic	Kansas
31	Rush	Felton, Demarcus	Kansas State
31	Pass	Giles, Jonathan from Mahomes II, Patrick	Oklahoma
30	PR	Batson, Cameron	Stephen F. Austin
30	Pass	Giles, Jonathan from Mahomes II, Patrick	Texas
30	Pass	Coutee, Keke from Mahomes II, Patrick	West Virginia
30	Pass	Sadler, Ian from Mahomes II, Patrick	Louisiana Tech
30	Pass	Cantrell, Dylan from Mahomes II, Patrick	Louisiana Tech
30	Pass	Coutee, Keke from Mahomes II, Patrick	Iowa State
29	Pass	Ward, Da'Leon from Mahomes II, Patrick	Baylor
28	Pass	Giles, Jonathan from Mahomes II, Patrick	West Virginia
27	Pass	Lauderdale, Devin from Mahomes II, Patrick	Louisiana Tech
*27	Rush	Dauphine, Corey	Stephen F. Austin
27	KR	Davis III, Reginald	Stephen F. Austin
27	Rush	Mahomes II, Patrick	Arizona State
27	KR	Batson, Cameron	Iowa State
27	Pass	Batson, Cameron from Mahomes II, Patrick	Arizona State
27	Pass	Sadler, Ian from Mahomes II, Patrick	Stephen F. Austin
26	Pass	Coutee, Keke from Mahomes II, Patrick	Oklahoma
26	KR	Davis III, Reginald	Kansas State
26	Pass	Cantrell, Dylan from Mahomes II, Patrick	Kansas
26	Pass	Lauderdale, Devin from Mahomes II, Patrick	Kansas State
25	Pass	White, Jr., Quinton from Batson, Cameron	Kansas State
25	Pass	Batson, Cameron from Mahomes II, Patrick	Kansas
25	Pass	Coutee, Keke from Mahomes II, Patrick	Baylor
25	Pass	Batson, Cameron from Mahomes II, Patrick	Iowa State
25	Rush	Barden, Michael	Texas

* touchdown scored on play

LONG PLAYS BY THE NUMBERS

Long Plays by Yards	NO.	TD
100+	1	1
90-99	0	0
80-89	2	2
70-79	1	1
60-69	4	4
50-59	6	3
40-49	7	4
30-39	27	6
20-29	18	1

LONG PLAYS BY THE NUMBERS

Long Plays by Type	NO.	TD
Rushing	5	1
Passing	54	20
Punt returns	2	0
Kick returns	4	0
Interceptions	0	0
Fumble returns	1	1
Other	0	0
TOTAL	66	22

LONG PLAYS BY PLAYER

Player	NO.	TD	R	P	KR	PR	IR	FR
Giles, Jonathan	14	7	0	14	0	0	0	0
Coutee, Keke	13	6	0	13	0	0	0	0
Batson, Cameron	8	1	0	5	1	2	0	0
Davis III, Reginald	6	2	0	3	3	0	0	0
Cantrell, Dylan	4	1	0	4	0	0	0	0
Sadler, Ian	4	0	0	4	0	0	0	0
Willies, Derrick	3	1	0	3	0	0	0	0
Lauderdale, Devin	3	0	0	3	0	0	0	0
Stockton, Justin	2	1	0	2	0	0	0	0
Mahomes II, Patrick	2	0	2	0	0	0	0	0
Dauphine, Corey	1	1	1	0	0	0	0	0
Shorts, Quan	1	1	0	1	0	0	0	0
Coleman, Douglas	1	1	0	0	0	0	0	1
Ward, Da'Leon	1	0	0	1	0	0	0	0
Felton, Demarcus	1	0	1	0	0	0	0	0
White, Jr., Quinton	1	0	0	1	0	0	0	0
Barden, Michael	1	0	1	0	0	0	0	0
TOTAL	66	22	5	54	4	2	0	1

LONGEST PLAYS OF THE YEAR

Rushing	32	Mahomes II, Patrick vs Kansas
Rushing Touchdown	27	Dauphine, Corey vs Stephen F. Austin
Passing	81	Shorts, Quan from Mahomes II, Patrick vs Baylor
Passing Touchdown	81	Shorts, Quan from Mahomes II, Patrick vs Baylor
Punt Return	33	Batson, Cameron vs Stephen F. Austin
Kick Return	46	Davis III, Reginald vs West Virginia
Fumble Return	100	Coleman, Douglas vs Texas
Interception Return	15	Johnson, Jah' Shawn vs Baylor

CONTENTS

RED RAIDERS

STAFF

'16 REVIEW

HISTORY

RECORDS

TEXAS TECH

SEASON SUPERLATIVES

INDIVIDUAL GAME HIGHS

Rushes	25	Ward, Da'Leon at Iowa State (Nov 19, 2016)
Yards Rushing	123	Felton, Demarcus vs Louisiana Tech (Sep 17, 2016)
TD Rushes	3	Mahomes II, Patrick at Kansas State (Oct 08, 2016)
Long Rush	32	Mahomes II, Patrick vs Kansas (Sep 29, 2016)
Pass attempts	88	Mahomes II, Patrick vs Oklahoma (Oct 22, 2016)
Pass completions	52	Mahomes II, Patrick vs Oklahoma (Oct 22, 2016)
Yards Passing	734	Mahomes II, Patrick vs Oklahoma (Oct 22, 2016)
TD Passes	6	Mahomes II, Patrick vs Baylor (Nov 25, 2016)
Long Pass	81	Mahomes II, Patrick vs Baylor (Nov 25, 2016)
Receptions	12	Giles, Jonathan vs Kansas (Sep 29, 2016)
Yards Receiving	221	Coutee, Keke vs Baylor (Nov 25, 2016)
TD Receptions	3	Giles, Jonathan vs Louisiana Tech (Sep 17, 2016)
Long Reception	81	Shorts, Quan vs Baylor (Nov 25, 2016)
Field Goals	2	Hatfield, Clayton vs Stephen F. Austin (Sep 03, 2016) Hatfield, Clayton at TCU (Oct 29, 2016) Hatfield, Clayton vs Baylor (Nov 25, 2016)
Long Field Goal	43	Hatfield, Clayton vs Stephen F. Austin (Sep 03, 2016)
Punts	6	Barden, Michael at Iowa State (Nov 19, 2016)
Punting Avg	52.0	Barden, Michael at Kansas State (Oct 08, 2016)
Long Punt	59	Barden, Michael at Kansas State (Oct 08, 2016) Barden, Michael vs Texas (Nov 05, 2016)
Punts inside 20	2	Barden, Michael vs Stephen F. Austin (Sep 03, 2016) Barden, Michael vs West Virginia (Oct 15, 2016) Barden, Michael at Oklahoma State (Nov 12, 2016)
Long Punt Return	33	Batson, Cameron vs Stephen F. Austin (Sep 03, 2016)
Long Kickoff Return	46	Davis III, Reginald vs West Virginia (Oct 15, 2016)
Tackles	18	Brooks, Jordyn vs Baylor (Nov 25, 2016)
Sacks	3.0	Williams, Kris vs Kansas (Sep 29, 2016)
Tackles For Loss	3.0	Williams, Kris vs Kansas (Sep 29, 2016)
Interceptions	1	Nguema, Thierry vs Stephen F. Austin (Sep 03, 2016) Ward, Keenan vs Stephen F. Austin (Sep 03, 2016) Johnson, Jah'Shawn vs Kansas (Sep 29, 2016) Coleman, Douglas at TCU (Oct 29, 2016) Johnson, Jah'Shawn vs Baylor (Nov 25, 2016)

TEAM GAME HIGHS

Rushes	49	at TCU (Oct 29, 2016)
Yards Rushing	196	vs Louisiana Tech (Sep 17, 2016)
Yards Per Rush	5.7	vs Oklahoma (Oct 22, 2016)
TD Rushes	4	vs Stephen F. Austin (Sep 03, 2016)
Pass attempts	88	vs Oklahoma (Oct 22, 2016)
Pass completions	52	vs Oklahoma (Oct 22, 2016)
Yards Passing	734	vs Oklahoma (Oct 22, 2016)
Yards Per Pass	13.1	vs Louisiana Tech (Sep 17, 2016)
TD Passes	8	vs Kansas (Sep 29, 2016)
Total Plays	109	vs Oklahoma (Oct 22, 2016)
Total Offense	854	vs Oklahoma (Oct 22, 2016)
Yards Per Play	8.4	vs Louisiana Tech (Sep 17, 2016) vs Baylor (Nov 25, 2016)
Points	69	vs Stephen F. Austin (Sep 03, 2016)
Sacks By	5	vs Stephen F. Austin (Sep 03, 2016)
First Downs	42	vs Oklahoma (Oct 22, 2016)
Penalties	15	vs Baylor (Nov 25, 2016)
Penalty Yards	107	vs Baylor (Nov 25, 2016)
Turnovers	3	at Iowa State (Nov 19, 2016)
Interceptions By	2	vs Stephen F. Austin (Sep 03, 2016)
Punts	6	at Iowa State (Nov 19, 2016)
Punting Avg	52.0	at Kansas State (Oct 08, 2016)
Long Punt	59	at Kansas State (Oct 08, 2016) vs Texas (Nov 05, 2016)
Punts inside 20	2	vs Stephen F. Austin (Sep 03, 2016) vs West Virginia (Oct 15, 2016) at Oklahoma State (Nov 12, 2016)
Long Punt Return	33	vs Stephen F. Austin (Sep 03, 2016)

OPPONENT INDIVIDUAL GAME HIGHS

Rushes	33	Foreman, D'Onta, vs Texas (Nov 05, 2016)
Yards Rushing	341	Foreman, D'Onta, vs Texas (Nov 05, 2016)
TD Rushes	7	Ballage, Kalen, at Arizona State (Sep 10, 2016)
Long Rush	75	Ballage, Kalen, at Arizona State (Sep 10, 2016)
Pass attempts	49	Conque, Zach, vs Stephen F. Austin (Sep 03, 2016)
Pass completions	30	Smith, Zach, vs Baylor (Nov 25, 2016)
Yards Passing	545	Mayfield, Baker, vs Oklahoma (Oct 22, 2016)
TD Passes	7	Mayfield, Baker, vs Oklahoma (Oct 22, 2016)
Long Pass	82	Rudolph, Mason, at Oklahoma State (Nov 12, 2016)
Receptions	12	Zamora, Ishmael, vs Baylor (Nov 25, 2016) Cannon, KD, vs Baylor (Nov 25, 2016)
Yards Receiving	202	Westbrook, Dede, vs Oklahoma (Oct 22, 2016)
TD Receptions	3	Mixon, Joe, vs Oklahoma (Oct 22, 2016)
Long Reception	82	Washington, J., at Oklahoma State (Nov 12, 2016)
Field Goals	3	McCrane, M., at Kansas State (Oct 08, 2016)
Long Field Goal	43	Ruiz, Storm, vs Stephen F. Austin (Sep 03, 2016) Gonzalez, Zane, at Arizona State (Sep 10, 2016)
Punts	10	Moos, Cole, vs Kansas (Sep 29, 2016)
Punting Avg	55.0	Haack, Matt, at Arizona State (Sep 10, 2016)
Long Punt	63	Lewallen, Caleb, vs Stephen F. Austin (Sep 03, 2016) Dickson, Michae, vs Texas (Nov 05, 2016)
Punts inside 20	3	Haack, Matt, at Arizona State (Sep 10, 2016)
Long Punt Return	36	Hart, Trae, vs Stephen F. Austin (Sep 03, 2016)
Long Kickoff Return	99	Pringle, Byron, at Kansas State (Oct 08, 2016)
Tackles	19	Howard, Travin, at TCU (Oct 29, 2016)
Sacks	2.0	Armstrong, D., vs Kansas (Sep 29, 2016) Willis, Jordan, at Kansas State (Oct 08, 2016) Boesen, Mat, at TCU (Oct 29, 2016)
Tackles For Loss	3.5	Levels, Patrick, vs Baylor (Nov 25, 2016) COOPER, S., vs Louisiana Tech (Sep 17, 2016)
Interceptions	2	Hayes, D., at Arizona State (Sep 10, 2016)

OPPONENT TEAM GAME HIGHS

Rushes	53	at Arizona State (Sep 10, 2016) vs Baylor (Nov 25, 2016)
Yards Rushing	414	vs Texas (Nov 05, 2016)
Yards Per Rush	8.3	vs Texas (Nov 05, 2016)
TD Rushes	7	at Arizona State (Sep 10, 2016)
Pass attempts	55	vs Stephen F. Austin (Sep 03, 2016)
Pass completions	31	vs Stephen F. Austin (Sep 03, 2016)
Yards Passing	545	vs Oklahoma (Oct 22, 2016)
Yards Per Pass	15.3	at Iowa State (Nov 19, 2016)
TD Passes	7	vs Oklahoma (Oct 22, 2016)
Total Plays	100	vs Baylor (Nov 25, 2016)
Total Offense	854	vs Oklahoma (Oct 22, 2016)
Yards Per Play	11.2	vs Oklahoma (Oct 22, 2016)
Points	68	at Arizona State (Sep 10, 2016)
Sacks By	4	vs West Virginia (Oct 15, 2016) at TCU (Oct 29, 2016)
First Downs	34	at Arizona State (Sep 10, 2016)
Penalties	11	vs Baylor (Nov 25, 2016)
Penalty Yards	99	vs Texas (Nov 05, 2016)
Turnovers	4	vs Baylor (Nov 25, 2016)
Interceptions By	2	at Arizona State (Sep 10, 2016) at Iowa State (Nov 19, 2016)
Punts	10	vs Kansas (Sep 29, 2016)
Punting Avg	52.0	at Arizona State (Sep 10, 2016)
Long Punt	63	vs Stephen F. Austin (Sep 03, 2016) vs Texas (Nov 05, 2016)
Punts inside 20	4	at Arizona State (Sep 10, 2016)
Long Punt Return	36	vs Stephen F. Austin (Sep 03, 2016)

GAME RECAPS



**GAME 1
TEXAS TECH 69, STEPHEN F. AUSTIN 17**

LUBBOCK, Texas -- Patrick Mahomes threw for four touchdowns and ran for two more to lead Texas Tech past Stephen F. Austin 69-17 on Saturday.

The Lumberjacks couldn't stop the Red Raiders offense and couldn't get theirs on track for much of the game.

Mahomes, who was pulled midway through the third quarter, completed 30 of 43 passes for 483 yards; he rushed for 57 more.

Six Red Raider receivers had yardage totals greater than 47 yards and the team had 10 plays of 20 yards or longer.

"This is a potent offense," Lumberjacks coach Clint Conque said. "We obviously realized it was going to be a tough get for us as a football team."

The win gave Texas Tech (1-0) its 16th straight win over FCS opponents, including three against the Lumberjacks (0-1).

Texas Tech coach Kliff Kingsbury wasn't too pleased with the offensive early on.

"I just didn't think offensively we played very technical -- kind of some streetball going on early," he said.

Jones AT&T Stadium (60,097) September 3, 2016					
SCORE BY QUARTERS	1	2	3	4	FINAL
Stephen F. Austin	0	3	7	7	17
Texas Tech	21	24	10	14	69

RUSHING: Texas Tech - Mahomes, P. 10-57; Felton, Dem. 5-28; Stockton, J. 6-25; Dauphine, Corey 2-25; Coutee, Keke 1-6; Woodward, Caleb 1-2; Shimonek, Nic 3-minus 18. SFA - West, Joshawa 12-51; Amous, Kijana 7-36; Shaw, Jamall 5-5; Whitaker, Jacobly 2-minus 1; Taylor, Hunter 2-minus 5; TEAM 1-minus 9; Conque, Zach 6-minus 19.

PASSING: Texas Tech - Mahomes, P. 30-43-0-483; Shimonek, Nic 18-28-1-150. SFA - Conque, Zach 28-49-2-246; Taylor, Hunter 3-6-0-66.

RECEIVING: Texas Tech - Lauderdale, D. 7-49; High, Ja'Deion 6-54; Knutson, Kash 5-45; Giles, Jonathan 4-89; Stockton, J. 4-66; Batson, Cameron 3-24; White, Quinton 3-16; Davis, Reginald 2-80; Cantrell, Dylan 2-62; Willies, D. 2-47; Sadler, Ian 2-38; Brown, Tony 2-10; Vasher, T.J. 2-9; Shorts, Quan 1-16; Coutee, Keke 1-12; Rittmann, H. 1-9; Felton, Dem. 1-7. SFA - Liggins, Justice 10-80; Piper, Aaron 5-50; Sylvester, Robert 3-10; Pace, Tamrick 2-48; Hart, Trae 2-34; Hill, Kiki 2-20; Jones, Nick 2-19; West, Joshawa 2-9; Amous, Kijana 1-21; Taylor, Will 1-11; Ruffin, De'Quann 1-10.

INTERCEPTIONS: Texas Tech - Ward, Keenon 1-0; Nguema, Thierry 1-0. SFA - Starnes, Zack 1-0

TACKLES (UA-A): Texas Tech - Madison, Tevin 4-2; Jenkins, Malik 3-3; Nelson, Justis 5-0; Pipkins, Ondre 5-0; Ward, Keenon 5-0; Polite-Bray, DJ 4-0; Johnson, Jah. 2-2; Williams, Kris 2-2; Moore, Kevin 3-0; Hinton, D'Vonta 3-0; Brooks, Jordyn 2-1; Stice, Luke 2-1. SFA - Muhammad, Ahmad 4-3; Smith, Trevon 5-0; Walls, Marlon 5-0; Hall, Zach 4-1; Stone, George 3-1; Ghansah, Lawrence 2-2; Kanipes, Zack 2-2; Ward, Alize 3-0; Martin, Patrick 3-0; Starnes, Zack 3-0; Gregory, Alex 3-0; Williams, Germod 3-0; Miller, Price 2-1; Martin, Jack 2-1

SCORING SUMMARY

QTR	Time	Team	Scoring Play
1st	12:22	TTU	Batson, C. 13 yd pass from Mahomes, P. (Hatfield, C. kick)
	06:03	TTU	Coutee, K. 6 yd run (Hatfield, C. kick)
	01:10	TTU	Mahomes, P. 3 yd run (Hatfield, C. kick)
2nd	13:12	TTU	Mahomes, P. 7 yd run (Hatfield, C. kick)
	12:15	TTU	Giles, J. 22 yd pass from Mahomes, P. (Hatfield, C. kick)
	09:24	SFA	Ruiz, S. 43 yd field goal
	04:33	TTU	Cantrell, D. 8 yd pass from Mahomes, P. (Hatfield, C. kick)
3rd	00:17	TTU	Hatfield, C. 31 yd field goal
	07:50	TTU	Lauderdale, D. 14 yd pass from Mahomes (Hatfield, C. kick)
	02:42	SFA	Liggins, J. 9 yd pass from Conque, Z. (Ruiz, S. kick)
	01:08	TTU	Hatfield, C. 43 yd field goal
	12:11	SFA	Pace, T. 38 yd pass from Taylor, H. (Ruiz, S. kick)
4th	03:25	TTU	High, J. 9 yd pass from Shimonek, N. (Hatfield, C. kick)
	01:10	TTU	Dauphine, C. 27 yd run (Hatfield, C. kick)

TEAM STATISTICS

	SFA	TTU
FIRST DOWNS	24	37
RUSHES-YARDS (NET)	35-58	28-125
PASSING YDS (NET)	312	633
Passes Att-Comp-Int	55-31-2	71-48-1
TOTAL OFFENSE PLAYS-YARDS	90-370	99-758
Fumble Returns-Yards	0-0	0-0
Punt Returns-Yards	1-36	4-75
Kickoff Returns-Yards	7-146	2-42
Interception Returns-Yards	1-0	2-0
Punts (Number-Avg)	8-39.8	5-32.6
Fumbles-Lost	2-1	0-0
Penalties-Yards	3-25	7-42
Possession Time	30:46	29:14
Third-Down Conversions	5 of 17	7 of 15
Fourth-Down Conversions	0 of 2	0 of 1
Red-Zone Scores-Chances	2-3	9-9
Sacks By: Number-Yards	2-18	5-35

CONTENTS

RED RAIDERS

STAFF

'16 REVIEW

HISTORY

RECORDS

TEXAS TECH

GAME RECAPS



GAME 2
ARIZONA STATE 68, TEXAS TECH 55

TEMPE, Ariz. -- Kalen Ballage tied an NCAA record by scoring eight touchdowns and had 185 all-purpose yards, helping Arizona State outlast Texas Tech 68-55 in a wild game Saturday night.

Two teams known for scoring points in bunches put on an offensive show in the desert, trading big plays and touchdowns on seemingly every snap.

Arizona State (2-0) opened up its playbook in an attempt to keep up with the Red Raiders.

Ballage was the focal point, scoring seven touchdowns on direct-snap runs and another on a 39-yard, double-reverse flea flicker. The junior matches the record set by Illinois' Howard Griffin in 1990.

Texas Tech (1-1) tried to keep up behind Patrick Mahomes, who threw for 540 yards and two touchdowns. The Red Raiders bogged down offensively in the second half, though, and had little defense against the quick-snapping Sun Devils.

Mahomes had two passes intercepted by Gump Hayes, including one that set up Ballage's seventh TD in the fourth quarter.

Ballage followed with a 75-yard run up the middle to match the record on his 13th touch of the game. He also tied the FBS record with four touchdowns in the second quarter.

	Sun Devil Stadium (44,511) September 10, 2016				
SCORE BY QUARTERS	1	2	3	4	FINAL
Texas Tech	14	20	7	14	55
Arizona State	9	28	14	17	68

RUSHING: Texas Tech - Mahomes, P. 11-44; Stockton, J. 7-20; Felton, Dem. 1-5; White, Quinton 2-4; Team 1-minus 1; Arizona State - Ballage, Kalen 13-137; Richard, Demario 30-109; Wilkins, Manny 10-55.

PASSING: Texas Tech - Mahomes, P. 38-53-2-540; Arizona State - Wilkins, Manny 28-37-0-351.

RECEIVING: Texas Tech - Batson, Cameron 9-148; Giles, Jonathan 9-71; Lauderdale, D. 7-57; Stockton, J. 3-95; Cantrell, Dylan 3-25; White, Quinton 2-34; Willies, D. 1-59; Sadler, Ian 1-22; Davis, Reginald 1-16; Coutee, Keke 1-8; Felton, Dem. 1-5; Arizona State - Harry, N'Keal 6-72; White, Tim 6-40; Harvey, Jalen 4-39; Richard, Demario 3-31; Gammage, Fred 3-31; Kohl, Kody 2-67; Ballage, Kalen 2-48; Smith, Cameron 2-23.

INTERCEPTIONS: Texas Tech - None; Arizona State - Hayes, D. 2-19.

TACKLES (UA-A): Texas Tech - Brooks, Jordyn 10-0; Jenkins, Malik 7-1; Stice, Luke 7-0; Nguema, Thierry 7-0; Nelson, Justis 5-1; Ward, Keenon 5-1; Johnson, Jah. 4-1; Polite-Bray, DJ 4-1; Williams, Kris 4-0; Hill, Kolin 3-1; Stringer, B. 3-0; Madison, Terryvin 3-0; Moore, Gary 3-0; Gilmore, L. 3-0. Arizona State - Orr, Kareem 8-0; Perry, Armand 5-2; Hayes, D. 5-1; Latu, Alani 4-1; Calhoun, DJ 4-1; Wicker, JoJo 4-0; Crump, Koron 3-0; Mendoza, Carlos 1-2.

SCORING SUMMARY

QTR	Time	Team	Scoring Play	
1st	10:13	ASU	Harry, N'Keal 10 yd pass from Wilkins, M. (Gonzalez, Z. kick)	
	07:12	TTU	Mahomes, P. 1 yd run (Hatfield, C. kick)	
	05:33	ASU	TEAM safety	
	01:14	TTU	Willies, D. 59 yd pass from Mahomes, P. (Hatfield, C. kick)	
2nd	13:17	ASU	Ballage, K. 1 yd run (Gonzalez, Z. kick)	
	12:55	TTU	Stockton, J. 75 yd pass from Mahomes, P. (Hatfield, C. kick)	
	11:18	ASU	Ballage, K. 39 yd pass from Wilkins, M. (Gonzalez, Z. kick)	
	08:30	ASU	Ballage, K. 1 yd run (Gonzalez, Z. kick)	
	05:21	TTU	Cantrell, D. 11 yd pass from Mahomes (Hatfield kick failed)	
	02:17	ASU	Ballage, K. 4 yd run (Gonzalez, Z. kick)	
3rd	00:53	TTU	Giles, J. 13 yd pass from Mahomes, P. (Hatfield, C. kick)	
	11:45	TTU	Stockton, J. 1 yd run (Hatfield, C. kick)	
	08:32	ASU	Ballage, K. 2 yd run (Gonzalez, Z. kick)	
	00:43	ASU	Ballage, K. 7 yd run (Gonzalez, Z. kick)	
	4th	10:57	ASU	Ballage, K. 1 yd run (Gonzalez, Z. kick)
		09:23	TTU	Felton, D. 5 yd run (Hatfield, C. kick)
09:11		ASU	Ballage, K. 75 yd run (Gonzalez, Z. kick)	
08:16		TTU	Batson, C. 66 yd pass from Mahomes, P. (Hatfield, C. kick)	
03:04	ASU	Gonzalez, Z. 43 yd field goal		

TEAM STATISTICS

	TTU	ASU
FIRST DOWNS	28	34
RUSHES-YARDS (NET)	22-72	53-301
PASSING YDS (NET)	540	351
Passes Att-Comp-Int	53-38-2	37-28-0
TOTAL OFFENSE PLAYS-YARDS	75-612	90-652
Fumble Returns-Yards	0-0	0-0
Punt Returns-Yards	1-0	2-14
Kickoff Returns-Yards	0-0	8-179
Interception Returns-Yards	0-0	2-19
Punts (Number-Avg)	4-43.0	4-52.0
Fumbles-Lost	1-0	0-0
Penalties-Yards	9-94	6-60
Possession Time	23:46	36:14
Third-Down Conversions	6 of 13	9 of 16
Fourth-Down Conversions	1 of 1	2 of 2
Red-Zone Scores-Chances	5-5	7-7
Sacks By: Number-Yards	0-0	2-9

GAME RECAPS



GAME 3

TEXAS TECH 59, LOUISIANA TECH 45

LUBBOCK, Texas -- Patrick Mahomes II threw for five touchdowns, three to Jonathan Giles, and ran for another to lead Texas Tech past Louisiana Tech 59-45 on Saturday night.

Giles finished with six catches for 186 yards.

Mahomes threw touchdown passes of 64, 36, 9, 42 and 4. The junior, who came into the game leading the nation in total offense, completed 26 of 36 passes for 470 yards.

Demarcus Felton rushed for 123 yards on 16 carries and had two touchdowns.

The Bulldogs fell behind 35-10 and couldn't quell the Red Raiders up-tempo offense enough to pull off a comeback. They got within 11 points twice.

The Red Raiders (2-1) didn't punt at all on Saturday and scored on six of their first seven possessions.

Jarred Craft had 151 yards on 21 carries and Trent Taylor caught six passes for 166 yards for the Bulldogs (1-2).

Jones AT&T Stadium (57,515)
September 17, 2016

SCORE BY QUARTERS	1	2	3	4	FINAL
Louisiana Tech	3	14	14	14	45
Texas Tech	21	14	7	17	59

RUSHING: Louisiana Tech - CRAFT, Jarred 21-151; HIGGINS, Ryan 8-57; BONNETTE, R. 1-29; HENDERSON, C. 1-11; SCOTT, Boston 2-7; MCKNIGHT, K. 3-6; Texas Tech - Felton, Dem. 16-123; Mahomes II, Patrick 12-37; Stockton, Justin 11-34; White, Jr., Quinton 2-4; Team 2-minus 2.

PASSING: Louisiana Tech - HIGGINS, Ryan 20-32-0-311; Texas Tech - Mahomes II, Patrick 26-36-0-470.

RECEIVING: Louisiana Tech - HENDERSON, C. 9-130; TAYLOR, Trent 7-166; SMITH, Alfred 2-4; SCOTT, Boston 1-9; CRAFT, Jarred 1-2; Texas Tech - Giles, Jonathan 6-186; Cantrell, Dylan 6-81; Willies, Derrick 3-38; Stockton, Justin 3-30; Sadler, Ian 2-53; Batson, Cameron 2-25; Lauderdale, Devin 1-27; White, Jr., Quinton 1-12; Cou-tee, Keke 1-9; Davis III, Reginald 1-9.

INTERCEPTIONS: Louisiana Tech - None; Texas Tech - None.

FUMBLES: Louisiana Tech - CRAFT, Jarred 1-0; Texas Tech - Mahomes, Patrick 1-0.

TACKLES (UA-A): Louisiana Tech - COOPER, S. 11-1; FARRIS, Russell 5-3; HARRIS, Jordan 6-1; KING, DaMarion 4-1; WOODS, Xavier 4-0; FERGUSON, J. 3-1; SANTOS, Dalton 2-2; GROGAN, Lloyd 3-0; NOLAND, C. 3-0; YDARRAGA, M. 2-0; DUNN, Roland 2-0; GARNER, K. 2-0; TURNER, I. 1-0; BRADFORD, J. 1-0; LEWIS, Ronald 1-0; SAM, Prince 1-0; TRAVIS, Darrell 1-0; LEWIS, Darryl 0-1; WOODALL, Alex 0-1; SPENCER, Trey 0-1; Texas Tech - Johnson, Jah'Shawn 8-0; Brooks, Jordyn 4-3; Hinton, D'Vonta 4-2; Jenkins, Malik 3-2; Coleman, Douglas 3-2; Nguema, Thierry 4-0; Hill, Kolin 3-0; Nelson, Justis 2-1; Ward, Keenan 2-0; Moore, Gary 1-1; Wallace, Joseph 1-1; Williams, Kris 1-1; Pipkins, Ondre 1-1; Fehoko, Breiden 1-0; Allen, Kisean 1-0; Wesley, Antoine 1-0; Hendrix, Payton 1-0; Ward, Da'Leon 0-1; Stice, Luke 0-1.

SCORING SUMMARY

QTR	Time	Team	Scoring Play
1st	09:57	TTU	Felton, D. 12 yd run (Hatfield, C. kick)
	04:06	LATECH	BARNES, J. 20 yd field goal
	03:41	TTU	Giles, J. 64 yd pass from Mahomes (Hatfield kick)
	02:07	TTU	Giles, J. 36 yd pass from Mahomes (Hatfield kick)
2nd	14:45	LATECH	MCKNIGHT, K. 1 yd run (BARNES, J. kick)
	12:04	TTU	Cantrell, D. 9 yd pass from Mahomes (Hatfield kick)
	09:01	TTU	Giles, J. 42 yd pass from Mahomes (Hatfield kick)
	00:09	LATECH	CRAFT, J. 1 yd run (BARNES, J. kick)
3rd	10:24	LATECH	MCKNIGHT, K. 1 yd run (BARNES, J. kick)
	06:17	TTU	Batson, C. 4 yd pass from Mahomes (Hatfield kick)
	04:40	LATECH	HENDERSON, C. 54 yd pass from HIGGINS (BARNES, J. kick)
4th	14:21	TTU	Felton, D. 8 yd run (Hatfield, C. kick)
	07:10	TTU	Hatfield, C. 24 yd field goal
	06:22	LATECH	TAYLOR, T. 76 yd pass from HIGGINS, R. (BARNES kick)
	02:33	TTU	Mahomes, P. 2 yd run (Hatfield, C. kick)
	00:23	LATECH	TAYLOR, T. 37 yd pass from HIGGINS, R. (BARNES, J. kick)

TEAM STATISTICS

	LATECH	TTU
FIRST DOWNS	27	35
RUSHES-YARDS (NET)	36-261	43-196
PASSING YDS (NET)	311	470
Passes Att-Comp-Int	32-20-0	36-26-0
TOTAL OFFENSE PLAYS-YARDS	68-572	79-666
Fumble Returns-Yards	0-0	0-0
Punt Returns-Yards	0-0	2-10
Kickoff Returns-Yards	4-82	1-18
Interception Returns-Yards	0-0	0-0
Punts (Number-Avg)	3-40.3	0-0.0
Fumbles-Lost	1-0	1-0
Penalties-Yards	8-89	11-95
Possession Time	27:54	32:06
Third-Down Conversions	4 of 10	8 of 10
Fourth-Down Conversions	1 of 2	0 of 0
Red-Zone Scores-Chances	4-4	6-7
Sacks By: Number-Yards	2-20	1-4

CONTENTS

RED RAIDERS

STAFF

'16 REVIEW

HISTORY

RECORDS

TEXAS TECH

GAME RECAPS



GAME 4
TEXAS TECH 55, KANSAS 19

LUBBOCK, Texas -- Backup quarterback Nic Shimonek threw for four touchdowns and 271 yards to lead Texas Tech past Kansas 55-19 Thursday night in each team's Big 12 opener.

Shimonek came in after starter Patrick Mahomes II, who also threw for four TDs, got injured in the third quarter.

Mahomes, who threw for 277 yards and had one interception, left the game after a 32-yard run that ended with him going down hard on his right shoulder. After being checked briefly on the sideline, he tried to throw one pass before going into the locker room for further evaluation.

Shimonek threw TDs for 4, 37, 31 and 59 yards, while Mahomes' scoring strikes were for 14, 18, 17 and 6.

Jonathan Giles led Texas Tech (3-1) with 12 catches for 219 yards. The defeat for Kansas (1-3) made it 40 straight losses in games away from Lawrence, Kansas. The Red Raiders have scored at least 50 points in nine-straight home games.

SCORING SUMMARY

QTR	Time	Team	Scoring Play
1st	13:18	TTU	Giles, J. 14 yd pass from Mahomes (Hatfield kick)
	09:55	TTU	Batson, C. 18 yd pass from Mahomes (Hatfield kick)
	14:53	KU	Loneker, K. safety
	07:35	TTU	Lauderdale, D. 17 yd pass from Mahomes (Hatfield kick)
2nd	05:12	KU	Harrell, C. 18 yd pass from Willis, R. (Wyman kick)
	00:48	TTU	Willies, D. 6 yd pass from Mahomes (Hatfield kick)
	12:18	KU	Sims, S. 11 yd pass from Cozart, M. (Wyman kick)
	07:22	KU	Wyman, M. 35 yd field goal
3rd	04:56	TTU	Cantrell, D. 4 yd pass from Shimonek (Hatfield kick failed)
	00:00	TTU	Coutee, K. 37 yd pass from Shimonek, N. (Hatfield kick)
	08:41	TTU	Coutee, K. 31 yd pass from Shimonek, N. (Hatfield kick)
	04:54	TTU	Giles, J. 59 yd pass from Shimonek, N. (Hatfield kick)

Jones AT&T Stadium (56,494)
September 29, 2016

SCORE BY QUARTERS	1	2	3	4	FINAL
Kansas	0	9	10	0	19
Texas Tech	14	14	13	14	55

RUSHING: Texas Tech - Kinner, Ke'aun 9-45; Herbert, Khalil 7-22; Taylor Martin 4-13; Stanley, Carter 1-3; Loneker, Keith 1-0; Evans, Denzell 1-minus 1; TEAM 1-minus 7; Willis, Ryan 4-minus 29; Texas Tech - Felton, Dem. 11-48; Mahomes II, Patrick 8-27; Stockton, Justin 3-7; Shimonek, Nic 1-minus 2; Baughman, Erik 1-minus 7.

PASSING: Kansas - Willis, Ryan 14-26-0-142; Cozart, Montell 9-20-1-97; Stanley, Carter 2-2-0-11; Texas Tech - Mahomes II, Patrick 27-34-1-277; Shimonek, Nic 15-21-0-271.

RECEIVING: Kansas - Sims, Steven 6-59; Johnson, Ben 5-86; Gonzalez, L. 5-51; Booker, J. 3-14; Harrell, Chase 2-24; Barbel, Shakiem 1-9; Hartzog, Bobby 1-5; Kinner, Ke'aun 1-3; Herbert, Khalil 1-minus 1; Texas Tech - Giles, Jonathan 12-219; Batson, Cameron 8-88; Cantrell, Dylan 5-70; Lauderdale, Devin 4-24; Coutee, Keke 3-73; Sadler, Ian 3-35; Felton, Dem. 2-13; Stockton, Justin 2-minus 8; Brown, Tony 1-19; White, Jr., Quinton 1-9; Willies, Derrick 1-6.

INTERCEPTIONS: Kansas - Smithson, Fish 1-0; Texas Tech - Johnson, Jah'Shawn 1-0.

FUMBLES: Kansas - TEAM 1-1; Willis, Ryan 1-0; Texas Tech - Mahomes II, Patrick 1-0; Baughman, Erik 1-0; Batson, Cameron 1-1.

SACKS (UA-A): Kansas - Armstrong, D. 2-0; Rosser, Cameron 1-0; Texas Tech - Williams, Kris 3-0; Fehoko, Breiden 1-0.

TACKLES (UA-A): Kansas - Lee, Mike 8-1; Arnick, C. 4-1; Roberts, M. 4-1; Smithson, Fish 3-2; Shaw, Tevin 3-2; Miller, Tyrone 4-0; Mosby, Damani 3-1; Armstrong, D. 3-0; Rosser, Cameron 3-0; Torneden, Bryce 2-1; Ogletree, M. 2-0; Loneker, Keith 1-1; Bates, Bazie 1-1; Graham, Chevy 1-1; Bean, Isaiah 1-1; Wise, Daniel 1-1; Stewart, B. 1-0; Davis, Deelsaac 1-0; Olobia, Anthony 1-0; Williams, D.J. 1-0; Patrick, Tyler 1-0; Klusman, Logan 0-1; Neal, Derrick 0-1; Texas Tech - Smith, Desmon 5-1; Nguema, Thierry 5-0; Allen, Kisean 4-1; Polite-Bray, DJ 4-1; Johnson, Jah'Shawn 4-1; Stringer, Brayden 3-2; Williams, Kris 4-0; Washington, B. 3-0; Moore, Gary 2-1; Nelson, Justis 2-1; Brooks, Jordyn 2-1; Hill, Kolin 1-2; Hinton, D'Vonta 2-0; Fehoko, Breiden 2-0; Moore, Kevin 1-0; Thomas, Mychealon 1-0; Coleman, Douglas 1-0; Reed, Mason 0-1; Stice, Luke 0-1; Pipkins, Ondre 0-1.

TEAM STATISTICS	KU	TTU
FIRST DOWNS	17	34
RUSHES-YARDS (NET)	28-46	24-73
PASSING YDS (NET)	250	548
Passes Att-Comp-Int	48-25-1	55-42-1
TOTAL OFFENSE PLAYS-YARDS	76-296	79-621
Fumble Returns-Yards	0-0	0-0
Punt Returns-Yards	0-0	3-10
Kickoff Returns-Yards	3-59	0-0
Interception Returns-Yards	1-0	1-0
Punts (Number-Avg)	10-37.7	4-40.0
Fumbles-Lost	2-1	3-1
Penalties-Yards	7-55	12-70
Possession Time	27:12	32:48
Third-Down Conversions	6 of 18	4 of 10
Fourth-Down Conversions	0 of 0	0 of 2
Red-Zone Scores-Chances	3-3	5-5
Sacks By: Number-Yards	3-32	4-28

GAME RECAPS



GAME 5

KANSAS STATE 44, TEXAS TECH 38

MANHATTAN, Kan. (AP) -- Kansas State scored touchdowns on defense and special teams, shut down high-flying Texas Tech in the second half and held on for a 44-38 victory over the Red Raiders on Saturday night.

Jesse Ertz scored on the ground and through the air, Charles Jones ran for 128 yards and another touchdown, and Matt McCrane hit three field goals as the Wildcats (3-2, 1-1 Big 12) beat the Red Raiders (3-2, 1-1) for the fifth time in their last six meetings.

Patrick Mahomes II, despite an ailing shoulder, still threw for 504 yards and two touchdowns while running for three more scores. But the Red Raiders' junior quarterback also threw a pick that was returned for seven and failed to convert three fourth downs in the second half.

The Wildcats' Byron Pringle returned a kickoff 99 yards for a score with 1:31 remaining in the half, giving Kansas State a 31-28 advantage.

Late in the third quarter, a sack gave the Wildcats the ball at the Texas Tech 47 -- and set them up for a touchdown that made it 38-31.

Bill Snyder Family Stadium (51,540)
October 8, 2016

SCORE BY QUARTERS	1	2	3	4	FINAL
Texas Tech	14	14	3	7	38
Kansas State	14	17	0	13	44

RUSHING: Texas Tech - Felton, Dem. 14-66; White, Jr., Quinton 2-8; Mahomes II, Patrick 9-minus 3; Stockton, Justin 3-minus 8; Kansas State - Jones, Charles 19-128; Ertz, Jesse 10-83; Warmack, Dalvin 8-21; Dimel, Winston 1-1; TEAM 1-minus 2.

PASSING: Texas Tech - Mahomes II, Patrick 45-62-1-504; Batson, Cameron 1-1-0-25; Kansas State - Ertz, Jesse 10-20-0-104.

RECEIVING: Texas Tech - Cantrell, Dylan 11-87; Lauderdale, Devin 7-92; Batson, Cameron 5-50; Coutee, Keke 5-130; Giles, Jonathan 4-49; Davis III, Reginald 4-34; Sadler, Ian 3-26; Stockton, Justin 3-13; Willies, Derrick 2-18; White, Jr., Quinton 1-25; Felton, Dem. 1-5; Kansas State - Zuber, Isaiah 3-35; Pringle, Byron 2-26; Heath, D. 2-21; Burton, Deante 2-16; Jones, Charles 1-6.

INTERCEPTIONS: Texas Tech - None; Kansas State - Reed, D.J. 1-35.

SACKS (UA-A): Texas Tech - None; Kansas State - Willis, Jordan 2-0; Walker, Reggie 1-0.

TACKLES (UA-A): Texas Tech - Allen, Kisean 5-1; Brooks, Jordyn 5-1; Hinton, D'Vonta 5-0; Pipkins, Ondre 5-0; Moore, Gary 4-0; Banks, Paul 4-0; Stice, Luke 3-0; Fehoko, Breiden 3-0; Jenkins, Malik 3-0; Polite-Bray, DJ 2-0; Hill, Kolin 2-0; Johnson, Jah'Shawn 2-0; Williams, Kris 1-0; Washington, B. 1-0; Nelson, Justis 1-0; Nguema, Thierry 1-0; Kansas State - Shelley, Duke 9-0; Lee, Elijah 7-1; Adams, Kendall 7-0; Starks, Donnie 7-0; Reed, D.J. 7-0; Moore, C. 6-1; Barnett, Dante 4-0; Willis, Jordan 4-0; Walker, Reggie 3-0; Geary, Will 2-1; Tanking, Trent 2-0; Sullivan, E. 2-0; Wood, Tanner 1-1; Dozier, Cedric 1-0; Barnes, Alex 1-0; Mack, Ryan 1-0; Johnston, Chase 1-0.

SCORING SUMMARY

QTR	Time	Team	Scoring Play
1st	09:48	TTU	Mahomes II, P. 1 yd run (Hatfield, C. kick)
	06:28	KS	Zuber, I. 12 yd pass from Ertz, J. (McCrane, M. kick)
	04:19	KS	Reed, D.J. 35 yd interception return (McCrane, M. kick)
	02:38	TTU	Coutee, K. 61 yd pass from Mahomes (Hatfield kick)
2nd	14:09	KS	McCrane, M. 20 yd field goal
	11:19	TTU	Mahomes II, P. 16 yd run (Hatfield, C. kick)
	05:43	KS	Ertz, J. 1 yd run (McCrane, M. kick)
	01:47	TTU	Mahomes II, P. 3 yd run (Hatfield, C. kick)
	01:31	KS	Pringle, B. 99 yd kickoff return (McCrane, M. kick)
3rd	05:17	TTU	Hatfield, C. 34 yd field goal
4th	14:07	KS	Jones, C. 2 yd run (McCrane, M. kick)
	06:05	KS	McCrane, M. 25 yd field goal
	01:56	KS	McCrane, M. 42 yd field goal
	00:05	TTU	Batson, C. 15 yd pass from Mahomes (Hatfield kick)

TEAM STATISTICS

	TTU	KSU
FIRST DOWNS	33	21
RUSHES-YARDS (NET)	28-63	39-231
PASSING YDS (NET)	529	104
Passes Att-Comp-Int	63-46-1	20-10-0
TOTAL OFFENSE PLAYS-YARDS	91-592	59-335
Fumble Returns-Yards	0-0	0-0
Punt Returns-Yards	2-14	0-0
Kickoff Returns-Yards	5-83	6-181
Interception Returns-Yards	0-0	1-35
Punts (Number-Avg)	2-52.0	3-50.3
Fumbles-Lost	0-0	0-0
Penalties-Yards	9-100	6-50
Possession Time	31:22	28:38
Third-Down Conversions	9 of 16	4 of 11
Fourth-Down Conversions	0 of 3	1 of 1
Red-Zone Scores-Chances	5-6	6-6
Sacks By: Number-Yards	0-0	3-33

CONTENTS

RED RAIDERS

STAFF

'16 REVIEW

HISTORY

RECORDS

TEXAS TECH

GAME RECAPS



GAME 6

#20 WEST VIRGINIA 48, TEXAS TECH 17

LUBBOCK, Texas (AP) -- Skylar Howard ran for two touchdowns and threw for another to lead No. 20 West Virginia past Texas Tech, 48-17, on Saturday to keep the Mountaineers unbeaten and in the hunt for the Big 12 title.

The Mountaineers (5-0, 2-0 Big 12) held Texas Tech (3-3, 1-2) to its lowest offensive output this season, just 379 yards. Patrick Mahomes II threw for 305 yards, his second-lowest passing total of the season, and was replaced in the fourth quarter by Nic Shimonek.

A 14-point turnaround in the second quarter helped the Mountaineers gain momentum. Sean Walters' interception at the West Virginia 11 led to a TD pass from Howard to Justin Crawford at the other end of the field to put the Mountaineers up 17-7.

Howard completed 21 of 31 passes for 318 yards. Rushel Shell, who finished with 104 yards rushing for West Virginia, scored two rushing TDs in the fourth quarter as the Mountaineers pulled away.

Jones AT&T Stadium (54,111)
October 15, 2016

SCORE BY QUARTERS	1	2	3	4	FINAL
West Virginia	10	14	3	21	48
Texas Tech	7	0	3	7	17

RUSHING: West Virginia - Shell, Rushel 21-104; McKoy, Kennedy 4-99; Howard, Sklyer 12-89; Crawford, J 7-42; Wellman, Elijah 2-minus 2; Texas Tech - Ward, Da'Leon 6-27; Felton, Dem. 5-18; Stockton, Justin 2-5; Nunez, Talar 1-minus 6; Mahomes II, Patrick 13-minus 10.

PASSING: West Virginia - Howard, Sklyer 21-31-0-318; Texas Tech - Mahomes II, Patrick 28-44-1-305; Shimonek, Nic 4-6-0-40.

RECEIVING: West Virginia - White, Ka'Raun 7-67; Durante, Jovon 4-83; Gibson, Shelton 4-14; Shorts, Daikiel 3-100; Jennings, Gary 1-47; Crawford, J 1-5; Shell, Rushel 1-2; Texas Tech - Giles, Jonathan 8-136; Coutee, Keke 6-61; Stockton, Justin 5-21; Batson, Cameron 5-19; Sadler, Ian 4-93; Lauderdale, Devin 2-14; Felton, Dem. 2-1.

INTERCEPTIONS: West Virginia - Walters, Sean 1-0; Texas Tech - None.

FUMBLES: West Virginia - None; Texas Tech - Mahomes II, Patrick 1-0.

SACKS (UA-A): West Virginia - Howard, Darrien 1-0; Douglas, Rasul 1-0; Walters, Sean 1-0; Brown, C 1-0; Texas Tech - None.

TACKLES (UA-A): West Virginia - White, Kyzir 5-0; Tyler, Jeremy 4-1; Arndt, Justin 3-2; Benton, A 3-2; Long, David 3-2; Harper, Jarrod 4-0; Howard, Darrien 3-1; Walters, Sean 3-0; Douglas, Rasul 3-0; Fleming, M 3-0; Brown, C 3-0; Donahue, Reese 2-0; Nwachukwu, N 2-0; Shuler II, Adam 1-1; Crawford, A. 1-0; Jennings, Gary 1-0; Meadows, Nick 1-0; Gross, Marvin 1-0; Shariff, Khairi 1-0; Christian, H 1-0; Battle, Elijah 0-1; Pegues, Xavier 0-1; Preston, Xavier 0-1; Texas Tech - Johnson, Jah'Shawn 8-2; Brooks, Jordyn 6-1; Allen, Kisean 6-0; Hendrix, Payton 4-1; Banks, Paul 4-1; Hinton, D'Vonta 3-0; Nelson, Justis 3-0; Stringer, Brayden 2-1; Moore, Kevin 2-0; Hill, Kolin 2-0; Washington, B. 2-0; Polite-Bray, DJ 1-1; Fehoko, Breiden 0-2; Jenkins, Malik 0-2; Williams, Kris 1-0; Picone, Johnathan 1-0; Thomas, Mychealon 1-0; Barnes, Zach 1-0; Nguema, Thierry 1-0; Parker, Justus 1-0; Moore, Gary 0-1.

SCORING SUMMARY

QTR	Time	Team	Scoring Play
1st	09:30	WVU	Crawford, J 10 yd run (Molina, M. kick)
	01:51	TTU	Giles, J. 44 yd pass from Mahomes (Hatfield kick)
	00:17	WVU	Molina, M. 34 yd field goal
2nd	07:03	WVU	Crawford, J 5 yd pass from Howard, Sklyer (Molina, M. kick)
	04:22	WVU	Howard, S. 8 yd run (Molina, M. kick)
3rd	10:04	TTU	Hatfield, C. 42 yd field goal
	06:04	WVU	Molina, M. 22 yd field goal
4th	14:51	WVU	Howard, S. 1 yd run (Molina, M. kick)
	10:24	WVU	Shell, R. 14 yd run (Molina, M. kick)
	08:13	TTU	Giles, J. 16 yd pass from Shimonek, N. (Hatfield kick)
	02:16	WVU	Shell, R. 3 yd run (Molina, M. kick)

TEAM STATISTICS

	WVU	TTU
FIRST DOWNS	28	21
RUSHES-YARDS (NET)	46-332	27-34
PASSING YDS (NET)	318	345
Passes Att-Comp-Int	31-21-0	50-32-1
TOTAL OFFENSE PLAYS-YARDS	77-650	77-379
Fumble Returns-Yards	0-0	0-0
Punt Returns-Yards	2-4	1-19
Kickoff Returns-Yards	1-25	3-73
Interception Returns-Yards	1-0	0-0
Punts (Number-Avg)	1-45.0	4-36.5
Fumbles-Lost	0-0	1-0
Penalties-Yards	9-95	10-103
Possession Time	29:38	30:22
Third-Down Conversions	7 of 13	10 of 19
Fourth-Down Conversions	1 of 1	1 of 3
Red-Zone Scores-Chances	8-8	2-3
Sacks By: Number-Yards	4-47	0-0

GAME RECAPS



GAME 7

#16 OKLAHOMA 66, TEXAS TECH 59

LUBBOCK, Texas -- Patrick Mahomes II recorded seven total touchdowns and an NCAA record 819 yards of total offense, but dropped a 66-59 battle with No. 16 Oklahoma on Saturday night in the game that broke the NCAA record for combined offensive yards with 1,708 yards.

Mahomes' seven touchdowns (five passing, two rushing) also gave him the NCAA-lead with 35 this season.

OU's Joe Mixon ran for two touchdowns, a 46-yarder and a 42-yarder. He finished with 263 yards rushing and 114 yards receiving. He's the first Sooner ever to reach 200 yards rushing and 100 receiving in the same game. Westbrook caught nine passes for 202 yards.

Mahomes threw for five touchdowns and 734 yards for Texas Tech (3-4, 1-3). His passing yards total tied the NCAA record, matching Connor Halliday when Washington State played California in 2014.

Jones AT&T Stadium (60,478)
October 23, 2016

SCORE BY QUARTERS	1	2	3	4	FINAL
Oklahoma	13	17	21	15	66
Texas Tech	10	14	14	21	59

RUSHING: Oklahoma - Mixon, Joe 31-263; Adams, Abdul 4-22; Mayfield, Baker 2-19; Westbrook, Dede 1-15; TEAM 2-minus 10; Texas Tech - Mahomes II, Patrick 12-85; Ward, Da'Leon 7-31; Stockton, Justin 1-5; Team 1-minus 1.

PASSING: Oklahoma-Mayfield, Baker 27-36-0-545; Texas Tech - Mahomes II, Patrick 52-88-1-734.

RECEIVING: Oklahoma - Westbrook, Dede 9-202; Mixon, Joe 4-114; Basquine, Nick 4-77; Lewis, Geno 3-47; Flowers, D. 2-45; Andrews, Mark 2-24; Green, Dahu 1-25; Miller, A.D. 1-7; Jones, Mykel 1-4; Texas Tech - Coutee, Keke 10-172; Giles, Jonathan 10-167; Batson, Cameron 9-99; Sadler, Ian 7-75; Davis III, Reginald 5-68; Reed, Mason 3-49; Lauderdale, Devin 3-44; Shorts, Quan 3-27; Brown, Tony 1-19; Ward, Da'Leon 1-14.

INTERCEPTIONS: Oklahoma - Parker, Steven 1-0; Texas Tech - None.

FUMBLES: Oklahoma - None; Texas Tech - Giles, Jonathan 1-1.

SACKS (UA-A): Oklahoma - Okoronkwo, O. 1-0; Texas Tech - None.

TACKLES (UA-A): Oklahoma - Thomas, Ahmad 10-1; Johnson, W. 8-2; Parker, Jordan 7-0; Beal, Emmanuel 6-1; Evans, Jordan 4-3; Okoronkwo, O. 4-0; Thomas, Jordan 3-1; Parker, Steven 3-1; Doucet, Kapri 3-0; Roberts, Austin 2-0; Houghton, K. 2-0; Gallimore, N. 1-0; Wade, Jordan 1-0; Jackson, Mark 0-1; Sylvie, Chance 0-1; Green, Dahu 0-1; Texas Tech - Jenkins, Malik 11-3; Brooks, Jordyn 6-1; Allen, Kisean 5-1; Nelson, Justis 5-0; Johnson, Jah'Shawn 4-0; Polite-Bray, DJ 4-0; Barnes, Zach 2-1; Fehoko, Breiden 1-2; Nguema, Thierry 1-2; Pipkins, Ondre 1-2; Banks, Paul 2-0; Hill, Kolin 1-1; Ward, Keenon 1-1; Moore, Gary 1-1; Washington, B. 1-0; Thomas, Mychealon 0-1.

SCORING SUMMARY

QTR	Time	Team	Scoring Play
1st	13:23	OU	Mixon, J. 56 yd pass from Mayfield (kick failed)
	11:28	OU	Westbrook, D. 49 yd pass from Mayfield (Seibert kick)
	07:23	TTU	Ward, D. 4 yd run (Hatfield, C. kick)
	01:06	TTU	Hatfield, C. 37 yd field goal
2nd	13:31	OU	Mixon, J. 46 yd run (Seibert, A. kick)
	09:06	TTU	Mahomes II, P. 11 yd run (Hatfield, C. kick)
	06:14	OU	Seibert, A. 23 yd field goal
	00:37	TTU	Giles, J. 23 yd pass from Mahomes II (Hatfield kick)
	00:17	OU	Basquine, N. 23 yd pass from Mayfield, B. (Seibert kick)
3rd	11:51	OU	Westbrook, D. 23 yd pass from Mayfield (Seibert, kick)
	09:33	TTU	Davis III, R. 32 yd pass from Mahomes II (Hatfield kick)
	07:59	OU	Mixon, J. 43 yd pass from Mayfield, B. (Seibert kick)
	04:10	TTU	Giles, J. 41 yd pass from Mahomes II (Hatfield kick)
	01:36	OU	Flowers, D. 34 yd pass from Mayfield, B. (Seibert kick)
4th	12:57	TTU	Mahomes II, P. 22 yd run (Hatfield, C. kick)
	09:15	OU	Mixon 15 yd pass from Mayfield (Westbrook pass by Mayfield)
	07:56	TTU	Coutee, Keke 56 yd pass from Mahomes (Hatfield kick)
	05:03	OU	Mixon, Joe 42 yd run (Seibert, Austin kick)
	01:38	TTU	Batson, Cameron 3 yd pass from Mahomes (Hatfield kick)

TEAM STATISTICS

	OU	TTU
FIRST DOWNS	33	42
RUSHES-YARDS (NET)	40-309	21-120
PASSING YDS (NET)	545	734
Passes Att-Comp-Int	36-27-0	88-52-1
TOTAL OFFENSE PLAYS-YARDS	76-854	109-854
Fumble Returns-Yards	0-0	0-0
Punt Returns-Yards	0-0	1-8
Kickoff Returns-Yards	1-24	4-66
Interception Returns-Yards	1-0	0-0
Punts (Number-Avg)	2-39.0	2-32.5
Fumbles-Lost	0-0	1-1
Penalties-Yards	6-60	11-92
Possession Time	29:07	30:53
Third-Down Conversions	6 of 10	20 of 25
Fourth-Down Conversions	0 of 1	2 of 2
Red-Zone Scores-Chances	2-3	5-6
Sacks By: Number-Yards	1-2	0-0

CONTENTS

RED RAIDERS

STAFF

'16 REVIEW

HISTORY

RECORDS

TEXAS TECH

GAME RECAPS



GAME 8
TEXAS TECH 27, TCU 24 (2OT)

FORT WORTH, Texas -- Clayton Hatfield kicked a 37-yard field goal in the second overtime and Texas Tech beat TCU 27-24 in a surprisingly low-scoring game on Saturday.

Patrick Mahomes scrambled 15 yards for a touchdown in the first overtime before TCU tied the game on Desmon White's incredible 25-yard TD catch from backup quarterback Foster Sawyer.

The Horned Frogs (4-4, 2-3 Big 12) had the ball to start the second overtime. But Brandon Hatfield -- not related to the Texas Tech kicker -- shanked a 40-yard field goal attempt, his third miss of the game.

A week after matching an FBS record with 734 yards passing in a 66-59 loss to Oklahoma, Mahomes went 24 of 39 for 206 yards with two touchdowns and an interception as Texas Tech (4-4, 2-3) ended a three-game losing streak.

"It was a pass play called and it wasn't open," Mahomes said of his TD run in overtime. "They were covering up pretty much everything all day. I just opened up and I just ran."

The previous two times the teams met in Fort Worth, they combined for 109 points both times. Tech won 56-53 in triple overtime in 2012, and TCU broke Big 12 and school records in an 82-27 win two years ago. The Frogs won 55-52 in Lubbock last year.

SCORING SUMMARY

QTR	Time	Team	Scoring Play
1st	04:40	TCU	Green, D. 2 yd run (Hatfield, B. kick)
2nd	13:23	TTU	Davis III, R. 33 yd pass from Mahomes (Hatfield kick)
	09:33	TCU	Hatfield, B. 23 yd field goal
	06:49	TTU	Hatfield, C. 41 yd field goal
4th	14:37	TCU	Johnson, T. 1 yd run (Hatfield, B. kick)
	01:28	TTU	Cantrell, D. 8 yd pass from Mahomes (Hatfield kick)
OT	15:00	TTU	Mahomes II, P. 15 yd run (Hatfield, c. kick)
	15:00	TCU	White, D. 25 yd pass from Sawyer (Hatfield, B. kick)
	15:00	TTU	Hatfield, C. 37 yd field goal

Amon G. Carter Stadium (45,619)
October 29, 2016

SCORE	1	2	3	4	OT	FINAL
Texas Tech	0	10	0	7	10	27
TCU	7	3	0	7	7	24

RUSHING: Texas Tech - Ward, Da'Leon 23-98; Mahomes II, Patrick 20-39; Stockton, Justin 4-12; Felton, Demarcus 1-1; Barden, Michael 1-minus 11; TCU - Olonitua, Sewo 7-48; Hill, Kenny 6-35; Johnson, T. 11-33; Green, Derrick 8-21; Nunez, Adam 1-18; Hicks, Kyle 4-15; Turpin, K. 1-2; Anderson, D. 1-0.

PASSING: Texas Tech - Mahomes II, Patrick 24-39-1-206; Team 0-1-0-0; TCU - Hill, Kenny 16-29-1-160; Sawyer, Foster 6-17-0-86; TEAM 0-1-0-0.

RECEIVING: Texas Tech - Ward, Da'Leon 8-49; Batson, Cameron 4-26; Cantrell, Dylan 3-40; Davis III, Reginald 2-40; Sadler, Ian 2-21; Brown, Tony 2-18; Giles, Jonathan 2-10; Coutee, Keke 1-2; TCU - Williams, Taj 4-52; Turpin, K. 4-39; White, Desmon 3-49; Walsh, Daniel 3-29; Gray, Deante 2-21; Stewart, J. 2-15; Hicks, Kyle 1-15; Diarse, John 1-12; Slanina, Ty 1-11; Anderson, D. 1-3.

INTERCEPTIONS: Texas Tech - Coleman, Douglas 1-0; TCU - Orr, Nick 1-0.

FUMBLES: Texas Tech - Mahomes II, Patrick 1-1; Ward, Da'Leon 1-0; Barden, Michael 1-0; TCU - None.

SACKS (UA-A): Texas Tech - None; TCU - Boesen, Mat 2-0; Howard, Travin 1-0; Curry, Aaron 1-0.

TACKLES (UA-A): Texas Tech - Jenkins, Malik 10-4; Brooks, Jordyn 3-7; Coleman, Douglas 4-1; Nelson, Justis 4-1; Williams, Kris 2-5; Allen, Kisean 4-0; Pipkins, Ondre 1-5; Polite-Bray, DJ 3-0; Hill, Kolin 2-1; Moore, Kevin 2-0; Fehoko, Breiden 1-2; Ward, Keenon 1-1; Nguema, Thierry 1-1; Felton, Demarcus 1-0; Ward, Da'Leon 1-0; Thomas, Mychealon 0-2; Johnson, Jah'Shawn 0-2; Barnes, Zach 0-2 Washington, B. 0-2; Stice, Luke 0-1; Wallace, Joseph 0-1; TCU - Howard, Travin 10-9; Boesen, Mat 5-5; Douglas, Sammy 5-3; Issahaku, R. 4-3; Johnson, Denzel 2-7; Curry, Aaron 2-6; Galeai, Tipa 2-4; Small, Niko 2-3; Lewis, Julius 3-0; Carraway, Josh 2-2; Orr, Nick 1-4; Bradley, Chris 2-1; Collier, L.J. 1-2; Summers, Ty 1-1; Texada, R. 1-1; Calvin, Cyd 1-0; Broadnax, J. 0-1.

TEAM STATISTICS

	TTU	TCU
FIRST DOWNS	23	25
RUSHES-YARDS (NET)	49-139	39-172
PASSING YDS (NET)	206	246
Passes Att-Comp-Int	40-24-1	47-22-1
TOTAL OFFENSE PLAYS-YARDS	89-345	86-418
Fumble Returns-Yards	0-0	0-0
Punt Returns-Yards	1-15	2-6
Kickoff Returns-Yards	0-0	1-28
Interception Returns-Yards	1-0	1-0
Punts (Number-Avg)	4-43.0	4-36.5
Fumbles-Lost	3-1	0-0
Penalties-Yards	1-5	4-25
Possession Time	32:04	27:56
Third-Down Conversions	10 of 20	5 of 15
Fourth-Down Conversions	1 of 2	1 of 1
Red-Zone Scores-Chances	3-3	3-5
Sacks By: Number-Yards	0-0	4-24

GAME RECAPS



**GAME 9
TEXAS 45, TEXAS TECH 37**

LUBBOCK, Texas (AP) -- D'Onta Foreman had career highs with three touchdowns and 341 yards, and Shane Buechele threw for two touchdowns to lead Texas over Texas Tech 45-37 on Saturday.

It was Foreman's 10th straight game with more than 100 yards rushing. He almost had a fourth rushing touchdown for Texas (5-4, 3-3 Big 12), but had the ball stripped from him near the goal line, which was returned for a Red Raiders touchdown.

Texas Tech (4-5, 2-4,) had leads in the first half but played from behind most of the second. They got close on a 9-yard touchdown run by Da'Leon Ward to pull within 45-37 with 10:50 to play.

Patrick Mahomes completed 36-of-59 passes for three touchdowns and 367 yards. Cameron Batson caught two of those TD passes.

SCORING SUMMARY

QTR	Time	Team	Scoring Play
1st	11:37	TTU	Batson, C. 3 yd pass from Mahomes (Hatfield kick)
	10:43	UT	Foreman, D. 4 yd run (Domingue, T. kick)
	07:02	TTU	Hatfield, C. 42 yd field goal
2nd	04:30	UT	Johnson, C. 16 yd pass from Buechele (Domingue Kick)
	01:23	TTU	Giles, J. 6 yd pass from Mahomes (Hatfield kick blocked)
	07:50	TTU	Coleman, D. 100 yd fumble recovery (Hatfield, C. kick)
	03:01	UT	Johnson, C. 9 yd pass from Buechele (Domingue, T. kick)
3rd	00:26	UT	Domingue, T. 29 yd field goal
	11:57	UT	Swoopes, T. 4 yd run (Domingue, T. kick)
	07:33	TTU	Batson, C. 7 yd pass from Mahomes (Hatfield kick)
	06:15	UT	Foreman, D. 38 yd run (Domingue, T. kick)
4th	14:49	UT	Foreman, D. 74 yd run (Domingue, T. kick)
	10:50	TTU	Ward, D. 9 yd run (Hatfield, C. kick)

Jones AT&T Stadium Stadium (60,803) November 5, 2016					
SCORE BY QUARTERS	1	2	3	4	FINAL
Texas	14	10	14	7	45
Texas Tech	16	7	7	7	37

RUSHING: Texas - Foreman, D'Onta 33-341; Porter, Kyle 6-51; Swoopes, Tyrone 6-18; Buechele, Shane 4-5; TEAM 1-minus 1; Texas Tech - Ward, Da'Leon 22-93; Barden, Michael 1-25; Stockton, Justin 2-14; Team 1-minus 1; Mahomes II, Patrick 15-minus 16.

PASSING: Texas - Buechele, Shane 20-40-0-244; Texas Tech - Mahomes II, Patrick 36-59-1-367.

RECEIVING: Texas - Foreman, Armant 6-65; Johnson, Collin 4-47; Oliver, Jake 3-76; Leonard, Dorian 3-12; Duvernay, Devin 2-25; Warrick, Jacore 2-19; Texas Tech - Cantrell, Dylan 8-89; Giles, Jonathan 5-55; Coutee, Keke 5-42; Batson, Cameron 5-38; Brown, Tony 5-35; Ward, Da'Leon 4-32; Willies, Derrick 3-63; White, Jr., Quinton 1-13.

INTERCEPTIONS: Texas - Boyd, Kris 1-0; Texas Tech - None.

FUMBLES: Texas - Porter, Kyle 1-1; Foreman, D'Onta 1-1; Texas Tech - Coutee, Keke 1-0; Davis III, Reginald 1-0; Willies, Derrick 1-1; Mahomes II, Patrick 1-0.

SACKS (UA-A): Texas - Jefferson, Malik 1-1; Cottrell, Bryce 0-1; Christmas, D. 1-0; Texas Tech - Williams, Kris 1-0.

TACKLES (UA-A): Texas - Jefferson, Mali 7-1; Boyd, Kris 7-0; Freeman, Edwin 6-1; Bonney, John 5-2; Hill, Holton 5-2; Elliott, DeShon 4-1; Cole, Timothy 4-1; Haines, Dylan 4-0; Hall, Jason 2-4; Davis, Antwan 3-0; Locke III, P.J. 2-2; Boyette Jr., Pa 2-2; McCulloch, Jeff 2-1; Jones, Brandon 2-0; Ford, Poona 1-2; Hager, Breckyn 1-1; Christmas, D. 1-0; Johnson, Collin 1-0; Evans, Sheroid 1-0; Omenihu, Charle 1-0; Covey, Josh 1-0; Vaccaro, Kevin 1-0; Hughes, Naashon 0-1; Cottrell, Bryce 0-1; Roach, Malcolm 0-1; Townsend, Camer 0-1; Texas Tech - Johnson, Jah'Shawn 10-1; Jenkins, Malik 5-3; Brooks, Jordyn 4-4; Banks, Paul 4-2; Pipkins, Ondre 4-1; Nelson, Justis 4-1; Coleman, Douglas 4-0; Williams, Kris 3-1; Hill, Kolin 1-3; Stice, Luke 2-0; Ward, Keenon 2-0; Wallace, Joseph 2-0; Allen, Kisean 2-0; Smith, Desmon 1-1; Hatfield, Clayton 0-3; Thomas, Mychealon 1-0; Parker, Justus 1-0; Nguma, Thierry 1-0; Lauderdale, Devin 1-0; Barnes, Zach 1-0; Stringer, Brayden 0-2.

TEAM STATISTICS	UT	TTU
FIRST DOWNS	29	31
RUSHES-YARDS (NET)	50-414	41-115
PASSING YDS (NET)	244	367
Passes Att-Comp-Int	40-20-0	59-36-1
TOTAL OFFENSE PLAYS-YARDS	90-658	100-482
Fumble Returns-Yards	0-0	2-123
Punt Returns-Yards	1-0	1-22
Kickoff Returns-Yards	2-43	3-48
Interception Returns-Yards	1-0	0-0
Punts (Number-Avg)	5-51.0	5-37.8
Fumbles-Lost	2-2	4-1
Penalties-Yards	9-99	4-14
Possession Time	26:04	33:56
Third-Down Conversions	6 of 15	7 of 19
Fourth-Down Conversions	1 of 2	3 of 5
Red-Zone Scores-Chances	5-6	4-5
Sacks By: Number-Yards	3-38	1-3

CONTENTS

RED RAIDERS

STAFF

'16 REVIEW

HISTORY

RECORDS

TEXAS TECH

GAME RECAPS



GAME 10
#16 OKLAHOMA STATE 45, TEXAS TECH 44

LUBBOCK, Texas -- Patrick Mahomes threw for four touchdowns and ran for two more to lead Texas Tech past Stephen F. Austin 69-17 on Saturday.

The Lumberjacks couldn't stop the Red Raiders offense and couldn't get theirs on track for much of the game.

Mahomes, who was pulled midway through the third quarter, completed 30 of 43 passes for 483 yards; he rushed for 57 more.

Six Red Raiders receivers had yardage totals greater than 47 yards and the team had 10 plays of 20 yards or longer.

"This is a potent offense," Lumberjacks coach Clint Conque said. "We obviously realized it was going to be a tough get for us as a football team."

The win gave Texas Tech (1-0) its 16th straight win over FCS opponents, including three against the Lumberjacks (0-1).

Texas Tech coach Kliff Kingsbury wasn't too pleased with the offensive early on.

"I just didn't think offensively we played very technical -- kind of some streetball going on early," he said.

Boone Pickens Stadium (54,288)
November 12, 2016

SCORE BY QUARTERS	1	2	3	4	FINAL
Texas Tech	7	21	7	9	44
Oklahoma State	21	7	17	0	45

RUSHING: Texas Tech - Felton, Demarcus 11-65; Mahomes II, Patrick 15-33; Stockton, Justin 10-28; White, Jr., Quinton 7-12; Davis III, Reginald 1-5; Batson, Cameron 1-4; **Oklahoma State** - Hill, Justice 18-126; Carson, Chris 10-73; Childs, Rennie 2-25; TEAM 2-minus 7; Rudolph, Mason 6-minus 7.

PASSING: Texas Tech - Mahomes II, Patrick 34-51-0-361; Barden, Michael 1-1-0-15; **Oklahoma State** - Rudolph, Mason 20-28-0-395.

RECEIVING: Texas Tech - Cantrell, Dylan 8-65; Coutee, Keke 6-45; Giles, Jonathan 5-94; Willies, Derrick 4-50; Batson, Cameron 3-41; White, Jr., Quinton 3-7; Reed, Mason 2-47; Nunez, Talar 1-15; Bruffy, Travis 1-5; Brown, Tony 1-4; Stockton, Justin 1-3; **Oklahoma State** - Washington, J. 6-158; McCleskey, Jalen 5-50; Lacy, Chris 4-100; Seales, Jhajuan 4-69; Veatch, Zac 1-18.

INTERCEPTIONS: Texas Tech - None; **Oklahoma State** - None.

FUMBLES: Texas Tech - White, Jr., Quinton 1-1; Mahomes II, Patrick 1-0; **Oklahoma State** - McCleskey, Jalen 1-1.

SACKS (UA-A): Texas Tech - Brooks, Jordyn 1-0; Stice, Luke 1-0; **Oklahoma State** - Phillips, Justin 1-0; Webber, Tralund 1-0.

TACKLES (UA-A): Texas Tech - Johnson, Jah'Shawn 7-3; Nelson, Justis 5-1; Jenkins, Malik 4-2; Stice, Luke 4-1; Brooks, Jordyn 3-0; Allen, Kisean 3-0; Pipkins, Ondre 3-0; Stringer, Brayden 2-1; Banks, Paul 2-1; Ward, Keenon 2-0; Reed, Mason 2-0; Polite-Bray, DJ 1-1; Giles, Jonathan 1-0; Moore, Kevin 1-0; Wallace, Joseph 1-0; Hill, Kolin 1-0; Williams, Kris 0-1; Coleman, Douglas 0-1; **Oklahoma State** - Phillips, Justin 9-5; Averette, D. 8-2; Sterns, Jordan 7-1; Richards, Ramon 5-2; Akem, Gyasi 2-4; Henry, Kevin 3-2; Tucker, Kirk 3-2; Flowers, Tre 3-2; Burton, Jordan 3-1; Lampkin, Ashton 3-0; Owens, Jarrell 3-0; Pipkins, Lenzy 1-2; Webber, Tralund 2-0; Davis, Eric 1-0; Rudolph, Mason 1-0; Curry, Darius 1-0; Morrow, Jerel 1-0; Daniels, Darrion 1-0; Moncrief, D. 1-0; Edison-McGruder 0-1.

SCORING SUMMARY

QTR	Time	Team	Scoring Play
1st	12:14	OSU	McCleskey, J. 26 yd pass from Rudolph (Grogan kick)
	06:20	OSU	Rudolph, M. 9 yd run (Grogan kick)
	02:14	TTU	Mahomes II, P. 4 yd run (Hatfield kick)
	00:21	OSU	Carson, C. 1 yd run (Grogan, Ben kick)
	2nd	11:23	TTU
08:55		OSU	Hill, J. 8 yd run (Grogan kick)
03:44		TTU	Stockton, J. 3 yd pass from Mahomes (Hatfield kick)
00:27		TTU	Bruffy, T. 5 yd pass from Mahomes (Hatfield kick)
3rd		07:25	OSU
	02:04	OSU	Grogan, Ben 27 yd field goal
	00:24	TTU	Mahomes II, P. 7 yd run (Hatfield kick)
	00:06	OSU	Washington, J. 82 yd pass from Rudolph (Grogan kick)
	4th	09:23	TTU
01:44		TTU	White, Jr., Q. 1 yd run (Hatfield, C. kick failed)

TEAM STATISTICS

	TTU	OSU
FIRST DOWNS	35	27
RUSHES-YARDS (NET)	44-142	38-210
PASSING YDS (NET)	376	395
Passes Att-Comp-Int	52-35-0	28-20-0
TOTAL OFFENSE PLAYS-YARDS	96-518	66-605
Fumble Returns-Yards	1-19	0-0
Punt Returns-Yards	1-2	0-0
Kickoff Returns-Yards	2-31	4-74
Interception Returns-Yards	0-0	0-0
Punts (Number-Avg)	5-38.2	3-43.3
Fumbles-Lost	2-1	1-1
Penalties-Yards	3-15	7-80
Possession Time	36:42	23:18
Third-Down Conversions	8 of 17	4 of 9
Fourth-Down Conversions	3 of 3	0 of 0
Red-Zone Scores-Chances	7-7	5-6
Sacks By: Number-Yards	2-18	2-14

GAME RECAPS



CONTENTS

RED RAIDERS

STAFF

'16 REVIEW

HISTORY

RECORDS

TEXAS TECH

**GAME 11
IOWA STATE 66, TEXAS TECH 10**

AMES, Iowa (AP) -- Iowa State quarterback Joel Lanning tied a school record with five rushing touchdowns, Jacob Park threw for 285 yards and two TDs as the Cyclones defeated Texas Tech 66-10 on Saturday.

Lanning ran for 171 yards for Iowa State (3-8, 2-6 Big 12), who scored their most points since beating Colorado State 69-0 in 1980. They entered play as a slight underdog, only to overwhelm the Red Raiders with a 45-3 halftime lead and set a school record for points in a Big 12 game.

The Cyclones scored touchdowns on five consecutive first-half possessions -- a stretch capped by Kamari Cotton-Moya's 48-yard interception return -- and racked up a program-best 31 points in the second quarter.

Patrick Mahomes II had 219 yards passing and one touchdown for Tech (4-7, 2-6), as receiver Keke Coutee caught the lone TD after piling up 115 yards on eight receptions. Da'Leon Ward came three yards shy of a 100-yd game rushing, recording 97 yards on 25 attempts.

Jack Trice Stadium (50,787)
November 19, 2016

SCORE BY QUARTERS	1	2	3	4	FINAL
Texas Tech	3	0	7	0	10
Iowa State	14	31	7	14	66

RUSHING: Texas Tech - Ward, Da'Leon 25-97; Coutee, Keke 1-0; Batson, Cameron 1-0; Mahomes II, Patrick 2-minus 2; Shimonek, Nic 1-minus 11; Iowa State - Lanning, Joel 17-171; Nwangwu, Kene 6-44; Montgomery, Da. 11-31; Warren, Mike 5-15; Harger, M. 2-6; Park, Jacob 2-5.

PASSING: Texas Tech - Mahomes II, Patrick 18-36-2-219; Shimonek, Nic 1-3-0-3. Iowa State - Park, Jacob 14-18-0-285; Lanning, Joel 3-4-0-51.

RECEIVING: Texas Tech - Coutee, Keke 8-115; Batson, Cameron 4-57; Cantrell, Dylan 3-45; Willies, Derrick 2-7; Ward, Da'Leon 2-minus 2; Iowa State - Lazard, Allen 7-137; Jones, D. 3-58; Ryan, Trever 3-25; Daley, Dondre 2-63; Butler, Hakeem 1-39; Montgomery, Da. 1-14.

INTERCEPTIONS: Texas Tech - Non; Iowa State - Cotton-Moya, K. 1-48; Edwards, Everett 1-0.

FUMBLES: Texas Tech - Ward, Da'Leon 1-1; Iowa State - Lanning, Joel 1-0.

SACKS (UA-A): Texas Tech - None; Iowa State - Harvey, Willie 1-0; Bailey, JaQuan 0-1; Wiltz, Jomal 0-1.

TACKLES (UA-A): Texas Tech - Stice, Luke 7-5; Nelson, Justis 4-3; Johnson, Jah'Shawn 3-3; Coleman, Douglas 3-2; Allen, Kisean 1-4; Brooks, Jordyn 4-0; Jenkins, Malik 2-2; Ward, Keenon 2-2; Hill, Kolin 2-2; Williams, Kris 3-0; Banks, Paul 2-1; Washington, B. 1-2; Fehoko, Breiden 0-3; Polite-Bray, DJ 1-1; Wallace, Joseph 1-0; Gilmore, Lonzell 0-1; Barnes, Zach 0-1; Reed, Mason 0-1; Pipkins, Ondre 0-1; Iowa State - Harvey, Willie 1-7; Edwards, Everett 4-2; Cotton-Moya, K. 4-2; Tucker, Demond 2-3; Daniels, Thadd 2-3; Spreen, Jack 4-0; Payne, D'Andre 4-0; Jones, Jarnor 1-3; Seeley, Kane 3-0; Johnson, Mike 2-1; Benton, Spencer 1-2; Jahlas, Josh 0-3; Mills, Brian 0-3; Peavy, Brian 1-1; Alexander, M. 1-1; Bonacci, Brian 1-1; Bailey, JaQuan 1-1; Wiltz, Jomal 0-2; Aka, Pierre 1-0; Ruth, De'Monte 1-0; Johnson, Jamahl 0-1; Luna, Gabe 0-1; Northrup, R. 0-1; Richardson, J. 0-1; Thomas, Jh. 0-1.

SCORING SUMMARY

QTR	Time	Team	Scoring Play
1st	11:17	ISU	Lanning, J. 24 yd run (Netten kick)
	06:17	TTU	Hatfield, C. 31 yd field goal
	02:21	ISU	Park, J. 2 yd run (Netten kick)
2nd	14:52	ISU	Lazard, A. 34 yd pass from Park, Jacob (Netten kick)
	12:27	ISU	Lanning, J. 5 yd run (Netten kick)
	07:47	ISU	Butler, H. 39 yd pass from Park, Jacob (Netten kick)
	06:50	ISU	Cotton-Moya, K. 48 yd interception return (Netten kick)
3rd	00:00	ISU	Netten, C. 27 yd field goal
	07:17	TTU	Coutee, K. 11 yd pass from Mahomes II (Hatfield kick)
	04:13	ISU	Lanning, J. 19 yd run (Netten kick)
4th	14:19	ISU	Lanning, J. 35 yd run (Netten kick)
	08:39	ISU	Lanning, J. 10 yd run (Paddock kick)

TEAM STATISTICS

	TTU	ISU
FIRST DOWNS	17	24
RUSHES-YARDS (NET)	30-84	43-272
PASSING YDS (NET)	222	336
Passes Att-Comp-Int	39-19-2	22-17-0
TOTAL OFFENSE PLAYS-YARDS	69-306	65-608
Fumble Returns-Yards	0-0	0-0
Punt Returns-Yards	1--4	0-0
Kickoff Returns-Yards	5-86	1-11
Interception Returns-Yards	0-0	2-48
Punts (Number-Avg)	6-33.3	3-35.7
Fumbles-Lost	1-1	1-0
Penalties-Yards	2-7	2-25
Possession Time	27:06	32:54
Third-Down Conversions	4 of 14	10 of 13
Fourth-Down Conversions	0 of 2	0 of 0
Red-Zone Scores-Chances	2-3	5-5
Sacks By: Number-Yards	0-0	2-20

GAME RECAPS



GAME 12
TEXAS TECH 54, BAYLOR 34

ARLINGTON, Texas (AP) -- Patrick Mahomes II threw for 586 yards and matched his career high with six touchdown passes, including three on one-play drives before halftime, as Texas Tech posted a 54-35 victory over Baylor on Friday night.

Mahomes completed 30 of 46 passes for the Red Raiders (5-7, 3-6 Big 12) and became only the third FBS player with multiple seasons of 5,000 total yards. The dual-threat junior is the national passing leader at 421 yards per game.

The two teams combined for 1,300 total yards (666 for the Red Raiders, 634 for the Bears). Both had two 100-yard receivers, and Baylor's Terence Williams ran for 147 yards and two touchdowns.

Texas Tech led 34-7 midway through the second quarter after Mahomes' 80-yard pass to Keke Coutee, who finished with eight catches for 221 yards. Coutee made the catch near midfield and spun away from the grasp of a defender.

AT&T Stadium (41,656)
November 25, 2016

SCORE BY QUARTERS	1	2	3	4	FINAL
Baylor	7	14	7	7	35
Texas Tech	20	21	10	3	54

RUSHING: Baylor - Williams, T. 23-147; Hasty, Ja'Mycal 14-81; Zamora, Ishmael 3-22; Linwood, Shock 8-18; Lynch, Blake 2-5; TEAM 1-minus 7; Smith, Zach 2-minus 9; Texas Tech - Ward, Da'Leon 20-82; Stockton, Justin 4-12; Team 3-minus 4; Coutee, Keke 1-minus 4; Mahomes II, Patrick 4-minus 6.

PASSING: Baylor - Smith, Zach 30-46-1-377; Zamora, Ishmael 0-1-0-0; Texas Tech - Mahomes II, Patrick 30-46-0-586; Batson, Cameron 0-1-0-0.

RECEIVING: Baylor - Zamora, Ishmael 12-155; Cannon, KD 12-132; Platt, Chris 5-77; Jones, Quan 1-13; Texas Tech - Cantrell, Dylan 9-111; Coutee, Keke 8-221; Giles, Jonathan 4-82; Ward, Da'Leon 3-38; Batson, Cameron 3-29; Shorts, Quan 1-81; Brown, Tony 1-23; White, Jr., Quinton 1-1.

INTERCEPTIONS: Baylor - None; Texas Tech - Johnson, Jah'Shawn 1-15.

FUMBLES: Baylor - Smith, Zach 2-0; Lynch, Blake 1-1; TEAM 1-0; Williams, T. 1-1; Zamora, Ishmael 1-1; Texas Tech - None.

SACKS (UA-A): Baylor - Levels, Patrick 2-0; Texas Tech - Johnson, Jah'Shawn 1-0.

TACKLES (UA-A): Baylor - Davis, Raaquan 9-3; Waz, Chance 6-2; Levels, Patrick 4-2; Wright, Tion 4-2; Edwards, Aiaivion 5-0; Hall, Davion 1-4; Smith, K.J. 3-1; Blanchard, T. 3-0; Hunt, Tyrone 2-0; Reid, Ryan 2-0; Stewart, Orion 2-0; Jaynes, Tyler 1-0; Jacobs, Jamie 1-0; Williams, Jordan 1-0; Arnold, Grayland 1-0; Lewis, Ira 1-0; Texas Tech - Brooks, Jordyn 12-6; Stice, Luke 11-4; Nelson, Justis 6-4; Johnson, Jah'Shawn 5-5; Ward, Keenan 4-3; Jenkins, Malik 5-1; Smith, Desmon 4-2; Nguema, Thierry 3-1; Allen, Kisean 2-2; Coleman, Douglas 3-0; Williams, Kris 2-1; Barnes, Zach 2-0; Moore, Kevin 2-0; Hill, Kolin 1-1; Ward, Da'Leon 1-0; Polite-Bray, DJ 1-0; Wallace, Joseph 0-1; Banks, Paul 0-1.

SCORING SUMMARY

QTR	Time	Team	Scoring Play
1st	12:43	BU	Cannon, KD 53 yd pass from Smith, Z. (Callahan kick)
	08:05	TTU	Coutee, K. 35 yd pass from Mahomes (Hatfield kick)
	06:09	TTU	Cantrell, D. 40 yd pass from Mahomes (Hatfield kick failed)
	03:13	TTU	Ward, D. 5 yd run (Hatfield kick)
2nd	09:32	TTU	Shorts, Q. 81 yd pass from Mahomes (Hatfield kick)
	07:19	TTU	Coutee, K. 80 yd pass from Mahomes (Hatfield kick)
	06:23	BU	Williams, T. 9 yd run (Callahan kick)
	04:50	TTU	Giles, J. 62 yd pass from Mahomes (Hatfield kick)
	00:56	BU	Zamora, I. 21 yd pass from Smith, Z. (Callahan kick)
3rd	10:26	TTU	Cantrell, D. 6 yd pass from Mahomes II (Hatfield kick)
	09:37	BU	Williams, T. 2 yd run (Callahan, C. kick)
	05:52	TTU	Hatfield, C. 31 yd field goal
4th	14:36	BU	Cannon, KD 9 yd pass from Smith, Z. (Callahan, C. kick)
	11:09	TTU	Hatfield, C. 27 yd field goal

TEAM STATISTICS

	BU	TTU
FIRST DOWNS	32	24
RUSHES-YARDS (NET)	53-257	32-80
PASSING YDS (NET)	377	586
Passes Att-Comp-Int	47-30-1	47-30-0
TOTAL OFFENSE PLAYS-YARDS	100-634	79-666
Fumble Returns-Yards	0-0	1-15
Punt Returns-Yards	2-24	0-0
Kickoff Returns-Yards	3-75	3-42
Interception Returns-Yards	0-0	1-15
Punts (Number-Avg)	2-45.0	5-39.4
Fumbles-Lost	6-3	0-0
Penalties-Yards	11-78	15-107
Possession Time	29:57	30:03
Third-Down Conversions	5 of 17	8 of 17
Fourth-Down Conversions	4 of 9	0 of 1
Red-Zone Scores-Chances	3-6	4-4
Sacks By: Number-Yards	2-16	1-6



**HISTORY
AND TRADITION**

OVERALL COACHING RECORDS

COACH	YEARS	----ALL GAMES----				----LEAGUE GAMES----			
		W	L	T	PCT.	W	L	T	PCT.
Kliff Kingsbury	2013-Present	24	26	0	.480	13	23	0	.361
Tommy Tuberville	2010-12	20	17	0	.552	9	17	0	.346
Mike Leach	2000-09	84	43	0	.661	47	33	0	.587
Spike Dykes	1986-99	82	67	1	.547	57	40	1	.573
David McWilliams	1986	7	4	0	.636	5	3	0	.625
Jerry Moore	1981-85	16	37	2	.302	9	29	2	.250
Rex Dockery	1978-80	15	16	2	.484	10	13	1	.438
Steve Sloan	1975-77	23	12	0	.657	15	8	0	.652
Jim Carlen	1970-74	37	20	2	.644	20	15	0	.571
JT King	1961-69	44	45	3	.495	27	35	1	.435
Dewitt Weaver	1951-60	49	51	5	.490	19	6	3	.741
Dell Morgan	1941-50	55	49	3	.528	23	3	1	.870
Pete Cawthon	1930-40	76	32	6	.693	10	1	1	.875
Grady Higgenbotham	1929	1	7	2	.150	—	—	—	—
E.Y. Freeland	1925-28	21	10	6	.649	—	—	—	—
Totals	1925-2016	554	436	32	.557	264	226	10	.549

Ruffin McNeil is credited with one win in the 2010 Alamo Bowl but is not listed amongst the head coaches

Chris Thomsen is credited with one win in the 2012 Meineke Car Care Bowl of Texas

Spike Dykes is credited with the loss at the 1986 Independence Bowl.



▲ **KLIFF KINGSBURY** is the first former Red Raider to be named head coach of his alma mater.



▲ **JERRY MOORE** was inducted to the National Football Foundation College Football Hall of Fame in 2014.



▲ **KLIFF KINGSBURY**



▲ **TOMMY TUBERVILLE**



▲ **MIKE LEACH**



▲ **SPIKE DYKES**



▲ **DAVID MCWILLIAMS**



▲ **JERRY MOORE**



▲ **REX DOCKERY**



▲ **STEVE SLOAN**



▲ **JIM CARLEN**



▲ **JT KING**



▲ **DEWITT WEAVER**



▲ **DELL MORGAN**



▲ **PETE CAWTHON**



▲ **GRADY HIGGENBOTHAM**




◀ **E.Y. FREELAND**

YEAR-BY-YEAR COACHING RECORDS

Season	Overall	League	Record	Head Coach
2016	5-7-0	Big 12	3-6-0	Kliff Kingsbury
2015	7-6-0	Big 12	4-5-0	Kliff Kingsbury
2014	4-8-0	Big 12	2-7-0	Kliff Kingsbury
2013	8-5-0	Big 12	4-5-0	Kliff Kingsbury
2012	8-5-0	Big 12	4-5-0	Tommy Tuberville
2011	5-7-0	Big 12	2-7-0	Tommy Tuberville
2010	8-5-0	Big 12	3-5-0	Tommy Tuberville
2009	9-4-0	Big 12	5-3-0	Mike Leach
2008	11-2-0	Big 12	7-1-0	Mike Leach
2007	9-4-0	Big 12	4-4-0	Mike Leach
2006	8-5-0	Big 12	4-4-0	Mike Leach
2005	9-3-0	Big 12	6-2-0	Mike Leach
2004	8-4-0	Big 12	5-3-0	Mike Leach
2003	8-5-0	Big 12	4-4-0	Mike Leach
2002	9-5-0	Big 12	5-3-0	Mike Leach
2001	7-5-0	Big 12	4-4-0	Mike Leach
2000	7-6-0	Big 12	3-5-0	Mike Leach
1999	6-5-0	Big 12	5-3-0	Spike Dykes
1998	7-5-0	Big 12	4-4-0	Spike Dykes
1997	6-5-0	Big 12	5-3-0	Spike Dykes
1996	7-5-0	Big 12	5-3-0	Spike Dykes
1995	9-3-0	SWC	5-2-0	Spike Dykes
1994	6-6-0	SWC	4-3-0	Spike Dykes
1993	6-6-0	SWC	5-2-0	Spike Dykes
1992	5-6-0	SWC	4-3-0	Spike Dykes
1991	6-5-0	SWC	5-3-0	Spike Dykes
1990	4-7-0	SWC	3-5-0	Spike Dykes
1989	9-3-0	SWC	5-3-0	Spike Dykes
1988	5-6-0	SWC	4-3-0	Spike Dykes
1987	6-4-1	SWC	3-3-1	Spike Dykes
1986	7-5-0	SWC	5-3-0	David McWilliams
1985	4-7-0	SWC	1-7-0	Jerry Moore
1984	4-7-0	SWC	2-6-0	Jerry Moore
1983	3-7-1	SWC	3-4-1	Jerry Moore
1982	4-7-0	SWC	3-5-0	Jerry Moore
1981	1-9-1	SWC	0-7-1	Jerry Moore
1980	5-6-0	SWC	3-5-0	Rex Dockery
1979	3-6-2	SWC	2-5-1	Rex Dockery
1978	7-4-0	SWC	5-3-0	Rex Dockery
1977	7-5-0	SWC	4-4-0	Steve Sloan
1976	10-2-0	SWC	7-1-0	Steve Sloan
1975	6-5-0	SWC	4-3-0	Steve Sloan
1974	6-4-2	SWC	3-4-0	Jim Carlen
1973	11-1-0	SWC	6-1-0	Jim Carlen
1972	8-4-0	SWC	4-3-0	Jim Carlen
1971	4-7-0	SWC	2-5-0	Jim Carlen
1970	8-4-0	SWC	5-2-0	Jim Carlen
1969	5-5-0	SWC	4-3-0	JT King
1968	5-3-2	SWC	4-3-0	JT King
1967	6-4-0	SWC	5-2-0	JT King
1966	4-6-0	SWC	2-5-0	JT King
1965	8-3-0	SWC	5-2-0	JT King
1964	6-4-1	SWC	3-3-1	JT King
1963	5-5-0	SWC	2-5-0	JT King
1962	1-9-0	SWC	0-7-0	JT King
1961	4-6-0	SWC	2-5-0	JT King
1960	3-6-1	SWC	1-5-1	DeWitt Weaver
1959	4-6-0	-----	-----	DeWitt Weaver
1958	3-7-0	-----	-----	DeWitt Weaver
1957	2-8-0	-----	-----	DeWitt Weaver
1956	2-7-1	-----	-----	DeWitt Weaver
1955	7-3-1	Border	3-0-1	DeWitt Weaver
1954	7-2-1	Border	4-0-0	DeWitt Weaver
1953	11-1-0	Border	5-0-0	DeWitt Weaver
1952	3-7-1	Border	2-1-1	DeWitt Weaver
1951	7-4-0	Border	5-0-0	DeWitt Weaver
1950	3-8-0	Border	3-2-0	Dell Morgan
1949	7-5-0	Border	5-0-0	Dell Morgan
1948	7-3-0	Border	5-0-0	Dell Morgan
1947	6-5-0	Border	4-0-0	Dell Morgan
1946	8-3-0	Border	3-1-0	Dell Morgan
1945	3-5-2	-----	-----	Dell Morgan
1944	4-7-0	-----	-----	Dell Morgan
1943	4-6-0	-----	-----	Dell Morgan
1942	4-5-1	Border	3-0-1	Dell Morgan
1941	9-2-0	-----	-----	Dell Morgan
1940	9-1-1	-----	-----	Pete Cawthon
1939	5-5-1	-----	-----	Pete Cawthon
1938	10-1-0	-----	-----	Pete Cawthon
1937	8-4-0	Border	3-0-0	Pete Cawthon
1936	5-4-1	-----	0-0-1	Pete Cawthon
1935	5-3-2	Border	1-1-0	Pete Cawthon
1934	7-2-1	Border	3-0-0	Pete Cawthon
1933	8-1-0	Border	1-0-0	Pete Cawthon
1932	10-2-0	Border	1-0-0	Pete Cawthon
1931	6-3-0	-----	-----	Pete Cawthon
1930	3-6-0	-----	-----	Pete Cawthon
1929	1-7-2	-----	-----	G. Higgenbotham
1928	4-4-1	-----	-----	E.Y. Freeland
1927	5-3-0	-----	-----	E.Y. Freeland
1926	6-1-3	-----	-----	E.Y. Freeland
1925	6-1-2	-----	-----	E.Y. Freeland

Number of Seasons: 92
 Number of Games: 1,024
 Record: 554-436-32 (.557)
 Conference Record: 264-226-10 (.528)
 Big 12 Conference: 88-86 (.506)
 Southwest Conference: 125-135-6 (.481)
 Border Conference: 51-5-4 (.911)
 Overtime Record: 7-4
 Bowl Record: 14-22-1
 Winning Seasons: 56
 Consecutive Winning/Non-Losing Seasons: 18 (1993-10)



▲ SPIKE DYKES collected 82 wins - second-most in program history - during his tenure leading the Red Raiders from 1986-99.

CONTENTS

RED RAIDERS

STAFF

'16 REVIEW

HISTORY

RECORDS

TEXAS TECH

ALL-TIME ASSISTANT COACHES

Jim Acree	1969	Rhodes Ingerton	1927	Wyatt Posey	1951-55
Rodney Allison	1981-83	Clarence James	1981-86	Robert Prunty	2010-12
Robert Anae	2000-04	Terrance Jamison	2017-present	Jay Pugh	1999
Demosthenes Andros	1954-55	Mike Jinks	2013-15	Dick Rader	1972-74
Junior Arterburn	1956-60	Brandon Jones	2017-present	Jim Ragland	1970-72
Art Baker	1970-72	Emmett Jones	2015-present	Lincoln Riley	2007-09
Virgil Ballard	1934	Jabbar Juluke	2017-present	Richard Ritchie	1981-83
Johnny Barr	2003	Art Kaufman	2012	Sam Robertson	1978-79
Burl Bartlett	1965-69	Bob Kellogg	1953	Polk Robison	1943-48
Jim Bates	1978-83	Joe Kerbel	1958-59	Joe Robinson	2016-present
Bill Bedenbaugh	2003-06	Elwood Kettler	1969	Travaris Robinson	2010
Richard Bell	1970-74	JT King	1958-60	Eric Russell	2009
Rob Best	1981-85	Jack Kiser	1986	Charlie Sadler	2003-09
Joe Blalock	1962-65	David Knaus	1980-83	Chad Scott	2010-12
Walter Bragg	1978-80	David Krischke	1981-83	George Scott	1950-52
Art Briles	2000-02	Matt Lair	1961-68	John Scott Jr.	2013-14
Bob Brown	1970-74	Donnie Laurence	1978-79	Karl Scott	2016-present
Dave Brown	2001-05	Tommy Limbaugh	1975-77	Lyle Setencich	2003-07
Neal Brown	2010-12	Seth Littrell	2005-08	Horace "Bud" Sherrod	1954-57
Watson Brown	1978	Sam McElroy	2010-2011	Dennis Simmons	2008-09
William Brown	1946-49	Clay McGuire	2008-09	Travis L. Simpson	1961-63
Steve Brickey	1986	Ed McKeever	1935-38	Dean Slayton	1981-97
Harry Buffington	1963, 1968	Maxey McKnight	1948	Mike Smith	2013-15
Dean Campbell	1992-99	Greg McMackin	2000-02	Russell T. "Dutchy" Smith	1930-40
Bud Casey	1978-80	Taylor McNeel	1975-88	Jess Stiles	1969-77
Darrin Chiaverini	2014-15	Ruffin McNeill	2000-09	Jerry Sullivan	1973-74
Cody Chisum	1999	Carlos Mainord	1969, 84-85, 87-92, 03-09	Al Tanara	1975-80
Jason Clemmons	1998-99	Tommy Mainord	2010-12	Fred Tate	2012
John Conley	1961-74	Rhudy Maskew	1986-94, 1996	Marshall Taylor	1970-71
Romeo Crennel	1975-77	Manny Matsakis	2000-02	Jack Tayrien	1986-88, 97-99
John Cropp	1975-77	Bradley Mills	1966-69	Grant Teaff	1966-68
Sonny Cumbie	2010-13	Brian Mitchell	2006-09	Chris Thomsen	2012
Kevin Curtis	2013-15	Jack Mitchell	1951-52	Jess Thompson	1960
Rex Dockery	1975-77	John Mize	1986	Ted Unbehagen	1973-74, 1987-96
Marc Dove	1974	David Moody	1994-99	Lance Van Zandt	1987-89
Daniel "Sonny" Dykes	2000-06	Tipp Mooney	1948-50	Wade Walker	1951-53
Rick Dykes	1990-99	Matt Moore	2007-11	Matt Wallerstedt	2013-14
Spike Dykes	1984-86	Dell Morgan	1930-33	Buist "Buzz" Warren	1953-55
Dale Evans	1970-74	C.B. Morris	1948-50	Ron West	1981-85
Beattie Feathers	1954-60	Eric Morris	2013-present	Allie White	1949
Rocky Felker	1979-80	Joe Moss	1957-59	Dixie White	1940
Jack Fligg	1970-74	Otis Mounds	2011	Ivy Williams	1989-93
Robert Ford	1987-88	Carl Mulleneaux	1950	James Willis	2010
DeShaun Foster	2016	Walter Nichols	1946	Tom Wilson	1967-74, 1984-85
Gary Gaines	1990-93	Brian Norwood	2000	Dick Winder	1984-95, 98-99
David Gibbs	2015-present	Frank Ottmers	1949	W.A. "Babe" Woods	1951
Chad Glasgow	2011	Bill Parcels	1975-77	Jim Wright	1962-66
W.L. Golightly	1930	Doyle Parker	1987-91, 93-98	Gary Wyant	1976-77
Bobby Goad	1951-52	Jim Parmer	1960	John Paul Young	1989-91
John Goodner	1994-99	Kevin Patrick	2016	Willie Zapalac	1961-62
Merrill Green	1961-64	Bob Patterson	1975-80	Art Zelenik	1975
Al Groh	1980	Victor Payne	1927-28	Zac Spavital	2015-present
Clovis Hale	1984-86, 1997-99	Aubrey "Red" Phillips	1955-60		
Tom Hamm	1956-60	Mike Pope	1975-77		
Ron Harris	2000-02				
Trey Haverty	2013-15				
Lee Hays	2013-16				
Gene Henderson	1967-69				
Grady Higgenbotham	1927-28				
Larry Hoefer	1995-99				
Dana Holgersen	2000-07				
Berl Huffman	1935-42, 1946-47				

SERIES RECORDS

OPPONENT	W-L-T	FIRST	LAST
Abilene Christian	6-3-0	1925	1949
Air Force	2-1-0	1982	1995
Alabama	0-1-0	2005	2005
Arizona	26-4-2	1932	1989
Arizona State	1-2-0	1999	2016
Arkansas	8-29-0	1957	2015
Arkansas State	1-0-0	1995	1995
Auburn	1-0-0	1954	1954
Austin College	1-0-1	1925	1932
Baylor	37-37-1	1929	2016
Boston College	2-1-0	1961	1971
Brigham Young	1-0-0	1940	1940
Cal State Fullerton	1-0-0	1991	1991
Cal St. Santa Barbara	1-0-0	1970	1970
Centenary	4-0-1	1936	1941
Central Arkansas	1-0-0	2014	2014
Cincinnati	0-0-1	1968	1968
Clarendon	2-0-0	1925	1926
Colorado	5-5-0	1962	2010
Colorado Mines	2-0-0	1931	1932
Colorado State	2-0-0	1968	1987
Creighton	2-1-0	1937	1942
Daniel Baker	2-1-2	1926	1935
Denver	2-0-0	1946	1947
DePaul	1-1-1	1934	1936
Detroit	0-2-0	1935	1937
Dixie	1-0-0	1933	1933
Duke	1-0-0	1989	1989
Duquesne	2-1-0	1937	1938
Eastern Washington	1-0-0	2008	2008
Florida International	1-0-0	2005	2005
Florida State	1-4-0	1966	1987
Fresno State	1-0-0	1998	1998
Gonzaga	1-1-0	1938	1939
Georgia	0-3-0	1965	1996
Georgia Tech	0-2-0	1965	1970
Hardin-Simmons	14-7-3	1926	1957
Haskell	1-1-0	1931	1933
Houston	11-18-1	1951	2010
Howard Payne	1-3-0	1925	1930
Indiana State	1-0-0	2005	2005
Iowa	0-2-0	1996	2001
Iowa State	11-4-0	1967	2016

OPPONENT	W-L-T	FIRST	LAST
Kansas	17-1-0	1965	2016
Kansas State	9-8-0	1933	2016
Lamar	2-0-0	1987	1988
Louisiana-Lafayette	5-0-0	1994	2000
Louisiana State	0-3-0	1954	2016
Louisiana Tech	2-0-0	1933	2016
Loyola (LA)	2-2-0	1935	1941
Loyola (NO)	3-2-0	1934	1939
Lubbock AAF	1-2-0	1943	1944
McMurry	4-0-2	1925	1934
Marquette	2-1-0	1938	1940
Massachusetts	1-0-0	2008	2008
Miami, Fla.	1-4-0	1939	1990
Miami, Ohio	0-1-0	1948	1948
Michigan State	1-0-0	2009	2009
Minnesota	2-0-0	2006	2012
Missouri	3-6-0	1995	2011
Mississippi	2-3-0	1986	2008
Mississippi State	2-4-1	1953	1970
Montana	2-1-0	1937	1940
Montana State	2-0-0	1938	1939
Montezuma	1-0-0	1925	1925
Nebraska	4-7-0	1976	2009
Nevada	2-0-0	2008	2011
New Mexico	37-6-2	1931	2012
New Mexico A&M	4-0-0	1930	1965
New Mexico Normal	1-0-0	1932	1932
North Carolina	1-2-0	1972	1980
North Carolina State	1-4-0	1952	2003
North Dakota	1-0-0	2009	2009
North Dakota State	0-0-1	1934	1934
North Texas Agr.	0-1-0	1943	1943
North Texas	4-4-0	1952	2001
Northern Arizona	2-0-0	1937	1939
Northwestern	1-0-0	2010	2010
Northwestern State	2-0-0	2007	2012
Notre Dame (B)	1-0-0	1932	1932
Ohio State	0-2-0	1990	2002
Oklahoma	6-18-0	1992	2016
Oklahoma City	3-0-1	1934	1938
Oklahoma State	21-20-3	1935	2016
Oregon	0-2-0	1991	1992
Oregon State	1-0-0	1959	1959

OPPONENT	W-L-T	FIRST	LAST
Pacific	4-2-0	1952	1993
Panhandle A&M	2-0-0	1927	1932
Penn State	0-1-0	1995	1995
Rice	27-20-1	1942	2009
Sam Houston State	2-0-0	2005	2015
San Francisco	1-0-0	1940	1940
San Jose	0-1-0	1949	1949
St. Edwards	3-0-0	1926	1928
St. Mary's (Calif.)	0-1-0	1938	1938
St. Mary's (TX)	1-0-0	1935	1935
Stephen F. Austin	3-0-0	2001	2016
Saint Louis	2-0-0	1940	1941
Schreiner	1-0-1	1926	1928
Southern California	0-3-0	1978	1994
SMU	33-16-0	1932	2013
Southwestern	1-1-0	1944	1945
South Plains AAF	2-0-0	1943	1944
Sul Ross	2-0-1	1925	1929
Tennessee	1-1-0	1973	1977
Texas	16-50-0	1928	2016
Texas-Arlington	1-0-0	1984	1984
Texas-El Paso	14-6-1	1930	2015
Texas A&M	32-37-1	1927	2011
TCU	31-25-3	1926	2016
Texas State	3-0-0	2011	2013
Texas Wesleyan	2-0-0	1936	1939
Trinity	1-0-0	1932	1932
Tulane	2-3-0	1958	1971
Tulsa	11-12-0	1942	1987
Utah	2-0-0	1972	1973
Utah State	2-0-0	1996	2000
Vanderbilt	0-0-1	1974	1974
Virginia	1-0-0	2007	2007
Wake Forest	2-0-0	1940	1941
Washington	0-2-0	1981	1982
Washington State	2-0-0	1963	1964
Wayland	2-1-0	1925	1930
Weber State	1-0-0	2010	2010
West Texas State	20-7-0	1925	1964
West Virginia	2-4-0	1937	2016
Wichita	1-1-0	1935	1936
Wyoming	2-3-0	1938	1992
Totals	554-436-32		

CONTENTS

RED RAIDERS

STAFF

'16 REVIEW

HISTORY

RECORDS

TEXAS TECH



YEAR-BY-YEAR RESULTS

2016

Overall: 5-7 | Big 12: 3-6

S3	Stephen F. Austin	W	69	17	60,097
S10	at Arizona State	L	55	68	45,411
S17	Louisiana Tech	W	59	45	57,515
S29	*Kansas	W	55	19	56,494
O8	at Kansas State	L	38	44	51,540
O15	*West Virginia (20)	L	17	48	54,111
O22	*Oklahoma (16)	L	59	66	60,478
O29	at TCU	W (20T)	27	24	45,619
N5	*Texas	L	37	45	60,803
N12	at Oklahoma State (13)	L	44	45	54,288
N19	at Iowa State	L	10	66	50,787
N25	*vs. Baylor*	W	54	35	41,656

* = Played at AT&T Stadium, Arlington, Texas

Head Coach: Kliff Kingsbury

2015

Overall: 7-6 | Big 12: 4-5 | AdvocaCare Texas Bowl

S5	Sam Houston State	W	59	45	60,073
S12	UTEP	W	69	20	54,090
S19	at Arkansas	W	35	24	73,334
S26	*TCU (3)	L	52	55	61,283
O3	*vs. Baylor (5)*	L	35	63	56,179
O10	*Iowa State	W	66	31	53,891
O17	at Kansas	W	30	20	25,186
O24	at Oklahoma (17)	L	27	63	85,312
O31	*Oklahoma State (12)	L	53	70	54,872
N7	at West Virginia	L	26	31	54,932
N14	*Kansas State	W	59	44	53,833
N26	at Texas	W	48	45	94,299
D29	vs. LSU (22)	L	27	56	71,307

* = Played at AT&T Stadium, Arlington, Texas

Head Coach: Kliff Kingsbury

2014

Overall: 4-8 | Big 12: 2-7

A30	Central Arkansas	W	42	35	60,778
S4	at UTEP	W	30	26	35,422
S13	Arkansas	L	28	49	60,277
S25	at Oklahoma State (24)	L	35	45	55,958
O4	at Kansas State (22)	L	13	45	52,726
O11	*West Virginia	L	34	37	58,502
O18	*Kansas	W	34	21	54,071
O25	at TCU (10)	L	27	82	45,122
N1	*Texas	L	13	34	60,961
N15	*Oklahoma (24)	L	30	42	59,014
N22	at Iowa State	W	34	31	50,877
N29	*vs. Baylor* (5)	L	46	48	54,179

* = Played at AT&T Stadium, Arlington, Texas

Head Coach: Kliff Kingsbury

2013

Overall: 8-5 | Big 12: 4-5 | Holiday Bowl

A30	at SMU	W	41	23	34,790
S7	Stephen F. Austin	W	61	13	54,086
S12	*TCU (24)	W	20	10	58,702
S21	Texas State	W	33	7	60,997
O5	at Kansas	W	54	16	25,648
O12	*Iowa State	W	42	35	57,367
O19	at West Virginia	W	32	27	54,084
O26	at Oklahoma (12)	L	30	38	84,734
N2	*Oklahoma State (12)	L	34	52	61,836
N9	*Kansas State	L	26	49	54,609
N16	*vs. Baylor* (4)	L	34	63	69,188
N28	at Texas	L	16	41	100,668
D30	vs. Arizona State (16)	W	37	23	52,930

* = Played at AT&T Stadium, Arlington, Texas

Head Coach: Kliff Kingsbury

2012

Overall: 8-5, Big 12: 4-5 (Meineke Texas Bowl)

S1	Northwestern State	W	44	6	50,236
S8	at Texas State	W	58	10	33,006
S15	New Mexico	W	49	14	58,955
S29	at Iowa State	W	24	13	54,149
O6	*Oklahoma (14)	L	20	41	60,800
O13	*West Virginia (4)	W	49	14	57,328
O20	at TCU (21)	(3ot)W	56	53	47,894
O27	at Kansas State (4)	L	24	55	50,766
N3	*Texas (22)	L	22	31	60,879
N10	*Kansas	(2ot)W	41	34	55,052
N17	at Oklahoma State (24)	L	21	59	55,341
N24	*vs. Baylor*	(ot)L	45	52	44,168
D28	vs. Minnesota	W	34	31	50,386

* = Played at AT&T Stadium, Arlington, Texas

Head Coach: Tommy Tuberville/Chris Thomsen (Bowl)

2011

Overall: 5-7, Big 12: 2-7

S3	Texas State	W	50	10	51,792
S17	at New Mexico	W	59	13	20,674
S24	Nevada	W	35	34	55,664
O1	at Kansas	W	45	34	39,621
O8	*Texas A&M (23)	L	40	45	58,416
O15	*Kansas State (17)	L	34	41	49,744
O22	at Oklahoma (1)	W	41	38	85,204
O29	*Iowa State	L	7	41	59,260
N5	at Texas (25)	L	20	52	100,506
N12	*Oklahoma State (2)	L	6	66	57,205
N19	at Missouri	L	27	31	54,309
N26	*vs. Baylor* (20)	L	42	66	51,615

* = Played at AT&T Stadium, Arlington, Texas

Head Coach: Tommy Tuberville

2010

Overall: 8-5 | Big 12: 3-5 | TicketCity Bowl

S5	SMU	W	35	27	57,528
S11	at New Mexico	W	52	17	25,734
S18	*Texas (4)	L	14	24	60,454
O2	at Iowa State	L	38	52	43,162
O9	*vs. Baylor*	W	45	38	48,213
O16	*Oklahoma State (18)	L	17	34	60,454
O23	at Colorado	W	27	24	47,665
O30	at Texas A&M	L	27	45	84,479
N6	*Missouri (14)	W	24	17	55,667
N13	at Oklahoma (16)	L	7	45	85,116
N20	Weber State	W	64	21	55,083
N27	Houston	W	35	20	53,461
J1	vs. Northwestern	W	45	38	40,121

* = Played at Cotton Bowl Stadium, Dallas, Texas

Head Coach: Tommy Tuberville

2009

Overall: 9-4 | Big 12: 5-3 | Alamo Bowl

S5	North Dakota	W	38	13	47,824
S12	Rice	W	55	10	48,124
S19	at Texas (2)	L	24	34	101,297
S26	at Houston (17)	L	28	29	32,114
O3	New Mexico	W	48	28	52,909
O10	*Kansas State	W	66	14	47,382
O17	at Nebraska (15)	W	31	10	86,107
O24	*Texas A&M	L	30	52	57,733
O31	*Kansas	W	42	21	47,291
N14	at Oklahoma State (17)	L	17	24	52,811
N21	*Oklahoma	W	41	13	50,479
N28	*vs. Baylor*	W	20	13	71,964
J2	vs. Michigan State	W	41	31	64,757

* = Played at AT&T Stadium, Arlington, Texas

Head Coach: Mike Leach/Ruffin McNeil (Bowl)

2008

Overall: 11-2 | Big 12: 7-1 | Cotton Bowl

A30	Eastern Washington	W	49	24	49,887
S6	at Nevada	W	35	19	24,453
S13	SMU	W	43	7	53,383
S20	Massachusetts	W	56	14	53,190
O4	at Kansas State	W	58	28	43,614
O11	*Nebraska	(ot)W	37	31	53,449
O18	at Texas A&M	W	43	25	86,012
O25	at Kansas (19)	W	63	21	50,125
N1	*Texas (1)	W	39	33	56,333
N8	*Oklahoma State (8)	W	56	20	55,663
N22	at Oklahoma (5)	L	21	65	85,646
N29	*Baylor	W	35	28	53,470
J2	vs. Mississippi	L	34	47	88,175

Head Coach: Mike Leach

YEAR-BY-YEAR RESULTS

2007

Overall: 9-4 | Big 12: 4-4 | Gator Bowl

S3	at SMU	W	49	9	26,969
S8	UTEP	W	45	31	52,403
S15	at Rice	W	59	24	21,543
S22	at Oklahoma State	L	45	49	37,850
S29	Northwestern State	W	75	7	52,893
O6	-Iowa State	W	42	17	46,558
O13	-Texas A&M	W	35	7	55,491
O20	at Missouri (15)	L	10	41	63,396
O27	-Colorado	L	26	31	49,084
N3	at Baylor	W	38	7	39,015
N10	at Texas (15)	L	43	59	86,401
N17	-Oklahoma (3)	W	34	27	55,038
J1	vs. Virginia (20)	W	31	28	60,243

Head Coach: Mike Leach

2006

Overall: 8-5 | Big 12: 4-4 | Insight Bowl

S2	SMU	W	35	3	50,362
S9	at UTEP	(ot) W	38	35	51,827
S16	at TCU (20)	L	3	12	45,647
S23	Southeastern La.	W	62	0	52,913
S30	at Texas A&M	W	31	27	85,979
O7	-Missouri (25)	L	21	38	49,050
O14	at Colorado	L	6	30	50,233
O21	at Iowa State	W	42	26	44,112
O28	-Texas (5)	L	31	35	56,158
N4	-Baylor	W	55	21	51,303
N11	at Oklahoma (17)	L	24	34	85,313
N18	-Oklahoma State	W	30	24	45,457
D29	vs. Minnesota	(ot) W	44	41	48,391

Head Coach: Mike Leach

2005

Overall: 9-3 | Big 12: 6-2 | Cotton Bowl

S10	Florida International	W	56	3	50,156
S17	Sam Houston State	W	80	21	50,171
S24	Indiana State	W	63	7	44,681
O1	-Kansas	W	30	17	52,601
O8	at Nebraska	W	34	31	77,580
O15	-Kansas State	W	59	20	50,813
O22	at Texas (2)	L	17	52	83,919
O29	at Baylor	W	28	0	43,525
N5	-Texas A&M	W	56	17	55,755
N12	at Oklahoma State	L	17	24	40,035
N19	-Oklahoma (25)	W	23	21	52,625
J2	vs. Alabama (13)	L	10	13	74,222

Head Coach: Mike Leach

2004

Overall: 8-4 | Big 12: 5-3 | Holiday Bowl

S4	at SMU	W	27	13	34,689
S11	at New Mexico	L	24	27	38,746
S18	TCU	W	70	35	51,271
S25	at Kansas	W	31	30	37,422
O2	at Oklahoma (2)	L	13	28	84,580
O9	-Nebraska	W	70	10	52,594
O23	-Texas (5)	L	21	51	55,413
O30	at Kansas State	W	35	25	48,338
N6	-Baylor	W	42	17	53,121
N13	at Texas A&M (22)	(ot) L	25	32	82,278
N27	-Oklahoma State (23)	W	31	15	51,717
D30	vs. California (4)	W	45	31	63,711

Head Coach: Mike Leach

2003

Overall: 8-5 | Big 12: 4-4 | Houston Bowl

A30	SMU	W	58	10	44,364
S6	New Mexico	W	42	28	45,844
S20	at N.C. State	L	21	49	53,800
S27	at Mississippi	W	49	45	54,649
O4	-Texas A&M	W	59	28	51,772
O11	-Iowa State	W	52	21	49,627
O18	at Oklahoma State (23)	L	49	51	48,500
O25	at Missouri	L	31	62	60,192
N1	-Colorado	W	26	21	52,908
N8	at Baylor	W	62	14	33,102
N15	at Texas (6)	L	40	43	83,596
N22	-Oklahoma (1)	L	25	56	53,135
D30	vs. Navy	W	38	14	51,068

Head Coach: Mike Leach

2002

Overall: 9-5 | Big 12: 5-3 | Tangerine Bowl

A24	at Ohio State (12)	L	21	45	100,037
S7	at SMU	W	24	14	32,000
S14	Mississippi	W	42	28	40,228
S21	N.C. State (16)	(ot) L	48	51	35,864
S27	at New Mexico	W	49	0	35,111
O5	at Texas A&M (23)	(ot) W	48	47	86,478
O12	at Iowa State (11)	L	17	31	51,842
O19	-Missouri	W	52	38	42,781
O26	at Colorado (20)	L	13	37	50,478
N2	-Baylor	W	62	11	43,243
N9	-Oklahoma State	W	49	24	44,595
N16	-Texas (3)	W	42	38	52,047
N23	at Oklahoma (4)	L	15	60	75,553
D23	vs. Clemson	W	55	15	21,689

Head Coach: Mike Leach



▲ TEXAS TECH matched the program record with 11 wins in 2008 that was highlighted by winning a share of the Big 12 South Division title.

CONTENTS

RED RAIDERS

STAFF

'16 REVIEW

HISTORY

RECORDS

TEXAS TECH

YEAR-BY-YEAR RESULTS

2001

Overall: 7-5 Big 12: 4-4 Alamo Bowl	
S8	New Mexico W 42 30 48,924
S22	vs. North Texas* W 42 14 20,852
S29	-at Texas (5) L 7 42 83,081
O6	-Kansas (ot) L 31 34 45,343
O13	-Kansas State W 38 19 46,536
O20	-at Nebraska L 31 41 77,388
O27	-at Baylor W 63 19 39,110
N3	-Texas A&M W 12 0 52,649
N10	-at Oklahoma State W 49 30 32,332
N17	-Oklahoma L 13 30 52,008
N24	Stephen F. Austin W 58 3 31,114
D29	vs. Iowa L 16 19 65,000

* = Played at Texas Stadium, Irving, Texas

Head Coach: Mike Leach

2000

Overall: 7-6 Big 12: 3-5 GalleryFurniture Bowl	
A26	New Mexico W 24 3 42,238
S2	Utah State W 38 16 35,913
S9	North Texas W 13 7 36,925
S16	Louisiana-Lafayette W 26 0 35,740
S30	-at Texas A&M L 15 33 83,644
O7	-Baylor W 28 0 40,209
O14	-Nebraska (1) L 3 56 48,961
O21	-at Kansas St. (10) L 23 28 51,140
O28	-at Kansas W 45 39 26,000
N4	-Texas (20) L 17 29 53,027
N11	-Oklahoma State W 58 0 44,710
N18	-at Oklahoma (1) L 13 28 75,364
D27	vs. East Carolina L 27 40 33,899

Head Coach: Mike Leach

1999

Overall: 6-5 Big 12: 5-3	
S6	at Arizona State L 13 31 65,091
S11	at UL-Lafayette W 38 17 18,128
S18	North Texas L 14 21 45,824
O2	-Texas A&M W 21 19 53,513
O9	-at Oklahoma State L 21 41 44,125
O16	-Colorado W 31 10 46,424
O23	-at Baylor W 35 7 27,815
O30	-at Missouri L 7 34 52,982
N6	-Iowa State W 28 16 41,691
N13	-at Texas (10) L 7 58 83,882
N20	-Oklahoma W 38 28 42,020

Head Coach: Spike Dykes

1998

Overall: 7-5 Big 12: 4-4 Independence Bowl	
S5	Texas-El Paso W 35 3 41,087
S12	at North Texas* W 30 0 21,496
S19	Fresno State W 34 28 40,035
S26	-at Iowa State W 31 24 33,810
O3	-Baylor W 31 29 38,801
O10	-Oklahoma State W 24 17 47,589
O17	-at Colorado (19) L 17 19 48,969
O24	-at Texas A&M (8) L 10 17 62,873
O31	-Missouri (18) L 26 28 41,378
N14	-Texas (18) W 42 35 50,647
N21	-at Oklahoma L 17 20 65,583
D31	vs. Mississippi L 18 35 46,862

* = Played at Texas Stadium, Irving, Texas

Head Coach: Spike Dykes

1997

Overall: 6-5 Big 12: 5-3	
A30	at Tennessee (5) L 17 52 106,285
S13	Southwestern La. W 59 14 35,953
S20	North Texas L 27 30 43,620
O4	-at Baylor W 35 14 35,275
O11	-Kansas W 17 7 43,012
O18	-at Nebraska (2) L 0 29 75,764
O25	-Texas A&M (20) W 16 13 50,513
N1	-Kansas State (13) L 2 13 38,322
N8	-at Texas W 24 10 76,110
N15	-at Oklahoma State (24) W 27 3 39,400
N22	-Oklahoma L 21 32 40,013

Head Coach: Spike Dykes

1996

Overall: 7-5 Big 12: 5-3 Alamo Bowl	
A31	-at Kansas St. (21) L 14 21 43,143
S7	-Oklahoma St.* W 31 3 30,269
S21	at Georgia L 12 15 73,116
S28	Utah State W 58 20 39,778
O5	-Baylor W 45 24 50,594
O12	-at Kansas W 30 17 46,500
O19	-Nebraska (5) L 10 24 51,344
O26	-at Texas A&M W 13 10 70,147
N9	-Texas L 32 38 50,607
N16	Southwestern La. W 56 21 34,261
N23	-at Oklahoma W 22 12 61,217
D29	vs. Iowa (21) L 0 27 55,677

* = Played at Texas Stadium, Irving, Texas

Head Coach: Spike Dykes

1995

Overall: 9-3 SWC: 5-2 Alamo Bowl	
S9	at Penn State (4) L 23 24 96,034
S16	Missouri W 41 14 36,242
S30	-at Baylor L 7 9 40,882
O7	-Texas A&M (8) W 14 7 51,205
O14	Arkansas State W 63 25 37,521
O21	-Rice W 31 26 33,591
O28	at New Mexico W 34 7 25,088
N4	-at Texas (13) L 7 48 77,809
N11	-TCU W 27 6 37,529
N18	-at SMU W 45 14 11,738
N25	-at Houston W 38 26 15,220
D27	vs. Air Force W 55 41 41,004

Head Coach: Spike Dykes

1994

Overall: 6-6, SWC: 4-3 (Cotton Bowl)	
S3	New Mexico W 37 31 27,234
S8	Nebraska (1) L 16 42 32,768
S17	at Oklahoma (21) L 11 17 62,323
S24	-SMU W 35 7 29,521
N12	-at Texas A&M (10) L 17 23 64,242
O8	-at Rice L 21 24 16,900
O22	-Baylor W 38 7 29,443
O29	-Texas (19) W 33 9 45,591
N12	Southwestern La. W 39 7 27,636
N19	-Houston* W 34 0 20,286
N25	-at TCU L 21 24 43,219
J2	vs. USC (21) L 14 55 70,218

* = Played at The Alamodome, San Antonio, Texas

Head Coach: Spike Dykes

1993

Overall: 6-6, SWC: 5-2 (John Hancock Bowl)	
S4	Pacific W 55 7 29,164
S11	at Nebraska (9) L 27 50 75,771
S18	at Georgia L 37 52 74,511
S25	-at Baylor L 26 28 32,690
O2	-Texas A&M (14) L 6 31 50,748
O9	North Carolina St. L 34 36 26,943
O16	-Rice W 45 16 27,812
O30	-at Texas W 31 22 63,132
N6	-TCU W 49 21 31,922
N13	-at SMU W 41 24 15,714
N20	-Houston W 58 7 28,652
D24	vs. Oklahoma (19) L 10 41 43,848

Head Coach: Spike Dykes

YEAR-BY-YEAR RESULTS

1992

Overall: 5-6 | SWC: 4-3

S3	Oklahoma (15)	L	9	34	48,691
S12	Wyoming	W	49	32	34,940
S19	at Oregon	L	13	16	28,361
S26	*Baylor	W	36	17	42,094
O3	*at Texas A&M (5)	L	17	19	69,817
O10	at NC State (25)	L	13	48	41,800
O24	*SMU	W	39	25	34,056
O31	*Texas (25)	L	33	44	50,741
N7	*at Rice	L	3	34	19,800
N14	*at TCU	W	31	28	26,386
N21	*Houston	W	44	35	27,887

Head Coach: Spike Dykes

1991

Overall: 6-5 | SWC: 5-3

S7	Cal State Fullerton	W	41	7	36,228
S14	Oregon	L	13	28	36,308
S21	at Wyoming	L	17	22	18,183
S28	*TCU	L	16	30	40,276
O5	*Texas A&M (23)	L	14	37	50,577
O12	*at SMU	W	38	14	22,412
O26	*Rice	W	40	20	32,144
N2	*at Texas	L	15	23	74,873
N9	*Arkansas	W	38	21	31,895
N16	*at Baylor (20)	W	31	24	36,163
N30	*at Houston	W	52	46	18,114

Head Coach: Spike Dykes

1990

Overall: 4-7 | SWC: 3-5

S8	at Ohio State (18)	L	10	17	88,707
S13	*Houston (18)	L	35	51	36,794
S22	at New Mexico	W	34	32	15,530
S29	*Baylor	L	15	21	48,926
O6	*at Texas A&M (19)	L	24	28	68,593
O13	*at Arkansas	W	47	44	50,114
O20	*at Rice	L	21	42	15,200
O27	Miami, Fla. (8)	L	10	45	50,028
N3	*Texas (14)	L	22	41	50,276
N10	*at TCU	W	40	28	28,730
N17	*SMU	W	62	7	31,355

Head Coach: Spike Dykes

1989

Overall: 9-3 | SWC: 5-3 | All-American Bowl

S9	Arizona (20)	W	24	14	35,940
S16	New Mexico	W	27	20	27,535
S23	at Oklahoma State	W	31	15	40,200
S30	*at Baylor	L	15	29	38,785
O7	*Texas A&M (19)	W	27	24	50,743
O14	*Arkansas (7)	L	13	45	47,520
O21	*Rice	W	41	25	26,902
N4	*at Texas (22)	W	24	17	81,826
N11	*TCU	W	37	7	39,255
N18	*at SMU	W	48	24	21,865
N25	*at Houston (13)	L	24	40	30,097
D28	Duke (20)	W	49	21	47,750

Head Coach: Spike Dykes

1988

Overall: 5-6 | SWC: 4-3

S3	North Texas	L	24	29	26,424
S10	at Arizona	L	19	35	46,334
S24	*Baylor	W	36	6	45,385
O1	*at Texas A&M	L	15	50	63,822
O8	*at Arkansas (20)	L	10	31	49,818
O15	*at Rice	W	38	36	10,500
O29	*Texas	W	33	32	49,682
N5	*at TCU	W	23	10	29,362
N12	Lamar	W	59	28	30,319
N19	*Houston (17)	L	29	30	27,204
D4	Oklahoma St. (12)	L	42	45	56,000

Head Coach: Spike Dykes

1987

Overall: 6-4-1 | SWC: 3-3-1

S5	at Florida State (8)	L	16	40	52,893
S12	Colorado State	W	33	24	28,786
S19	Lamar	W	43	14	27,795
S26	*at Baylor	L	22	36	34,816
O3	*Texas A&M (15)	W	27	21	42,625
O10	*Arkansas (20)	L	0	31	40,586
O17	*Rice	W	59	7	25,314
O24	Tulsa	W	42	7	24,341
O31	*at Texas	L	27	41	74,984
N7	*TCU	W	36	35	28,516
N21	*at Houston	T	10	10	19,295

Head Coach: Spike Dykes

1986

Overall: 7-5 | SWC: 5-3 | Independence Bowl

S6	Kansas State	W	41	7	37,842
S13	at Miami, Fla. (2)	L	11	61	41,925
S20	New Mexico	W	14	7	36,520
S27	*Baylor (17)	L	14	45	41,046
O4	*at Texas A&M (14)	L	8	45	62,876
O11	*at Arkansas (8)	W	17	7	49,012
O18	*at Rice	W	49	21	18,000
N1	*Texas	W	23	21	44,820
N8	*at TCU	W	36	14	25,729
N15	*SMU	L	7	13	35,887
N22	*Houston	W	34	7	30,196
D20	Mississippi	L	17	20	46,369

Head Coach: David McWilliams (Dykes in bowl)

1985

Overall: 4-7 | SWC: 1-7

S7	New Mexico	W	32	31	35,118
S14	at Tulsa	W	21	17	29,972
S21	North Texas State	W	28	7	33,494
S28	*at Baylor	L	0	31	36,500
O5	*Texas A&M	L	27	28	50,148
O12	*Arkansas (6)	L	7	30	38,464
O19	*Rice	L	27	29	28,194
N2	*at Texas	L	21	34	65,137
N9	*TCU	W	63	7	33,536
N16	*at SMU	L	7	9	29,476
N23	*at Houston	L	16	17	14,280

Head Coach: Jerry Moore

1984

Overall: 4-7 | SWC: 2-6

S15	UT-Arlington	W	44	7	35,121
S22	at New Mexico	L	24	29	24,529
S29	*Baylor	L	9	18	41,328
O6	*at Texas A&M	W	30	12	51,365
O13	*at Arkansas	L	0	24	54,986
O20	*at Rice	W	30	10	13,105
O27	Tulsa	W	20	17	34,624
N3	*Texas (2)	L	10	13	50,722
N10	*at TCU (15)	L	16	27	34,075
N17	*SMU (16)	L	0	31	31,864
N24	*Houston	L	17	24	27,373

Head Coach: Jerry Moore

1983

Overall: 3-7-1 | SWC: 3-4-1

S10	at Air Force	L	13	28	26,800
S24	*at Baylor	W	26	11	38,000
O1	*Texas A&M	W	3	0	52,109
O8	New Mexico	L	10	30	36,543
O15	*Rice	W	14	3	43,611
O22	Tulsa	L	20	59	34,006
O29	*at Texas (2)	L	3	20	75,225
N5	*TCU	T	10	10	37,507
N12	*at SMU (7)	L	7	33	30,050
N19	*at Houston	L	41	43	23,153
N26	*Arkansas	L	13	16	32,978

Head Coach: Jerry Moore

1982

Overall: 4-7 | SWC: 3-5

S11	at New Mexico	L	0	14	22,720
S18	Air Force	W	31	30	38,964
S25	*Baylor	L	23	24	46,069
O2	*at Texas A&M	W	24	15	59,416
O9	*at Arkansas (9)	L	3	21	44,024
O16	*at Rice	W	23	21	25,000
O23	at Washington (1)	L	3	10	57,500
O30	*Texas	L	0	27	52,041
N6	*at TCU	W	16	14	22,104
N13	*SMU (2)	L	27	34	45,954
N20	*Houston	L	7	24	33,548

Head Coach: Jerry Moore

1981

Overall: 1-9-1 | SWC: 0-7-1

S12	at Colorado	L	27	45	34,884
S19	New Mexico	W	28	21	42,321
S26	*at Baylor	L	15	28	40,000
O3	*Texas A&M	L	23	24	50,081
O10	*Arkansas	L	14	26	41,866
O17	*Rice	L	23	30	40,073
O24	Washington	L	7	14	36,335
O31	*at Texas (6)	L	9	26	56,439
N7	*TCU	T	39	39	37,714
N14	*at SMU (8)	L	6	30	24,410
N21	*at Houston	L	7	15	25,169

Head Coach: Jerry Moore

CONTENTS

RED RAIDERS

STAFF

'16 REVIEW

HISTORY

RECORDS

TEXAS TECH

YEAR-BY-YEAR RESULTS

1980

Overall: 5-6 | SWC: 3-5

S6	UT-El Paso	W	35	7	37,122
S13	North Carolina (15)	L	3	9	37,797
S20	New Mexico	W	28	17	38,873
S27	*Baylor	L	3	11	48,539
O4	*at Texas A&M	L	21	41	65,490
O18	*at Rice	W	10	3	10,000
N1	*Texas (12)	W	24	20	50,132
N8	*at TCU	L	17	24	18,752
N15	*SMU (18)	W	14	0	42,197
N22	*Houston	L	7	34	36,386
N29	*at Arkansas	L	16	22	50,926

Head Coach: Rex Dockery

1979

Overall: 3-6-2 | SWC: 2-5-1

S8	Southern California (1)	L	7	21	52,991
S15	New Mexico	W	17	7	42,109
S22	at Arizona	T	14	14	40,476
S29	*at Baylor	L	17	27	35,800
O6	*Texas A&M	W	21	20	52,468
O13	*Arkansas	L	6	20	47,109
O20	*Rice	W	30	7	41,732
N3	*at Texas (8)	L	6	14	77,809
N10	*TCU	T	3	3	40,091
N17	*at SMU	L	10	35	42,226
N24	*at Houston (9)	L	10	14	25,637

Head Coach: Rex Dockery

1978

Overall: 7-4 | SWC: 5-3

S9	at Southern California (9)	L	9	17	50,321
S23	Arizona	W	41	26	41,732
S30	*Texas (6)	L	7	24	54,012
O7	*at Texas A&M (7)	L	9	38	56,121
O14	at New Mexico	W	36	23	23,167
O21	*at Rice	W	42	28	20,000
N4	*Baylor	W	27	9	48,895
N11	*at TCU	W	27	17	17,228
N18	*SMU	W	19	16	45,101
N25	*Houston (5)	W	22	21	36,691
D2	*at Arkansas (8)	L	7	49	43,301

Head Coach: Rex Dockery

1977

Overall: 7-5 | SWC: 4-4 | Tangerine Bowl

S10	*at Baylor	W	17	7	45,800
S17	New Mexico	W	49	14	45,108
S24	*Texas A&M (6)	L	17	33	55,008
O1	at North Carolina	W	10	7	48,000
O8	at Arizona	W	32	26	41,500
O15	*Rice	W	42	7	42,689
O29	*at Texas (1)	L	0	26	78,809
N5	*TCU	W	49	17	42,124
N12	*at SMU	W	45	7	21,689
N19	*at Houston	L	7	45	43,989
N26	*Arkansas (6)	L	14	17	32,856
D23	Florida State (19)	L	17	40	44,502

Head Coach: Steve Sloan

1976

Overall: 10-2 | SWC: 7-1 | Bluebonnet Bowl

S11	Colorado	W	24	7	44,132
S25	at New Mexico	W	20	16	28,501
O9	*at Texas A&M (17)	W	27	16	52,651
O16	*at Rice	W	37	13	23,500
O23	Arizona	W	52	27	44,890
O30	*Texas (15)	W	31	28	54,187
N6	*at TCU	W	14	10	20,986
N13	*SMU	W	34	7	34,780
N20	*Houston (9)	L	19	27	45,102
N27	*at Arkansas	W	30	7	41,000
D4	*Baylor (18)	W	24	21	37,105
D31	Nebraska (9)	L	24	27	48,618

Head Coach: Steve Sloan

1975

Overall: 6-5 | SWC: 4-3

S13	Florida State	W	31	20	35,268
S20	New Mexico	W	24	17	39,160
S27	*at Texas (6)	L	18	42	77,809
O4	at Oklahoma St. (15)	L	16	17	43,500
O11	*Texas A&M (6)	L	9	38	52,254
O18	at Arizona (13)	L	28	32	39,854
O25	*SMU	W	37	20	36,020
N1	*Rice	W	28	24	38,205
N8	*at TCU	W	34	0	18,200
N15	*Baylor	W	33	10	36,594
N22	*at Arkansas (19)	L	14	31	36,600

Head Coach: Steve Sloan

1974

Overall: 6-4-2 | SWC: 3-4 | Peach Bowl

S14	Iowa State	W	24	3	38,442
S21	at New Mexico	T	21	21	17,719
S28	*Texas (6)	W	26	3	51,082
O5	Oklahoma State	W	14	13	42,158
O12	*at Texas A&M (16)	L	7	28	50,620
O19	Arizona (9)	W	17	8	40,231
O26	*at SMU	W	20	17	32,505
N2	*at Rice	L	7	21	19,500
N9	*TCU	W	28	0	40,189
N16	*at Baylor	L	10	17	32,000
N23	*Arkansas	L	13	21	38,327
D28	Vanderbilt	T	6	6	31,695

Head Coach: Jim Carlen

1973

Overall: 11-1 | SWC: 6-1 | Gator Bowl

S15	Utah	W	29	22	38,554
S22	New Mexico	W	41	7	30,218
S29	*at Texas (14)	L	12	28	77,809
O6	at Oklahoma State	W	20	7	41,000
O13	*Texas A&M	W	28	16	50,102
O20	at Arizona (19)	W	31	17	40,172
O27	*SMU	W	31	14	45,098
N3	*Rice	W	19	6	37,400
N10	*at TCU	W	24	10	25,029
N17	*Baylor	W	55	24	35,102
N24	*at Arkansas	W	24	17	42,061
D29	Tennessee (20)	W	28	19	62,109

Head Coach: Jim Carlen

1972

Overall: 8-4 | SWC: 4-3 | Sun Bowl

S16	Utah	W	45	2	38,180
S23	at New Mexico	W	41	16	24,860
S30	*Texas (12)	L	20	25	52,187
O7	Tulsa	W	35	18	34,175
O14	*at Texas A&M	W	17	14	34,200
O21	Arizona	W	35	10	33,320
O28	*at SMU (18)	W	17	3	35,953
N4	*at Rice	W	10	6	20,000
N11	*TCU	L	7	31	40,120
N18	*at Baylor	W	13	7	18,000
N25	*Arkansas	L	14	24	35,275
D30	North Carolina (16)	L	28	32	27,877

Head Coach: Jim Carlen

1971

Overall: 4-7 | SWC: 2-5

S11	at Tulane	L	9	15	21,738
S18	New Mexico	L	10	13	37,200
S25	*at Texas (3)	L	0	28	76,639
O2	at Arizona	W	13	6	31,000
O9	*Texas A&M	W	28	7	44,380
O16	Boston College	W	14	6	32,480
O23	*at SMU	L	17	18	26,681
O30	*Rice	L	7	9	38,340
N6	*at TCU	L	6	17	22,138
N13	*Baylor	W	27	0	32,169
N20	*at Arkansas (17)	L	0	15	43,000

Head Coach: Jim Carlen

1970

Overall: 8-4 | SWC: 5-2 | Sun Bowl

S12	Tulane	W	21	14	43,250
S19	at Kansas	W	23	0	38,700
S26	*Texas (2)	L	13	35	53,124
O3	UC Santa Barbara	W	63	21	34,000
O10	*at Texas A&M	W	21	7	43,075
O17	at Mississippi State	L	16	20	20,000
O24	*SMU	W	14	10	46,258
O31	*at Rice	W	3	0	25,000
N7	*TCU	W	22	14	40,100
N14	*at Baylor	W	7	3	19,000
N21	*Arkansas (6)	L	10	24	50,125
D19	Georgia Tech (13)	L	9	17	26,188

Head Coach: Jim Carlen

1969

Overall: 5-5 | SWC: 4-3

S20	Kansas	W	38	22	42,250
S27	*at Texas (4)	L	7	49	65,200
O4	at Oklahoma State	L	10	17	28,500
O11	*Texas A&M	W	13	9	49,000
O18	Mississippi State	L	26	30	34,000
O25	*at SMU	W	27	24	27,465
N1	*Rice	W	24	14	38,500
N8	*at TCU	L	26	35	25,278
N15	*Baylor	W	41	7	32,000
N27	*at Arkansas (2)	L	0	33	45,000

Head Coach: JT King

YEAR-BY-YEAR RESULTS

1968

Overall: 5-3-2 | SWC: 4-3

S21	Cincinnati	T	10	10	35,200
S28	*Texas (6)	W	31	22	50,167
05	Colorado State	W	43	13	38,000
012	*at Texas A&M	W	21	16	45,000
019	at Mississippi State	T	28	28	20,000
026	*SMU	L	18	39	50,352
N2	*at Rice	W	38	15	20,000
N9	*TCU	W	31	14	40,140
N16	*at Baylor	L	28	42	20,000
N23	*Arkansas (9)	L	7	42	48,165

Head Coach: JT King

1967

Overall: 6-4 | SWC: 5-2

S23	Iowa State	W	52	0	38,250
S30	*at Texas (8)	W	19	13	66,000
07	Mississippi State	L	3	7	39,000
012	*Texas A&M	L	24	28	48,240
021	at Florida State	L	12	28	33,179
028	*at SMU	W	21	7	34,000
N4	*Rice	W	24	10	45,150
N11	*at TCU	L	0	16	23,428
N18	*Baylor	W	31	29	34,000
N25	*at Arkansas	W	31	27	40,000

Head Coach: JT King

1966

Overall: 4-6 | SWC: 2-5

S17	at Kansas	W	23	7	28,165
S24	*Texas	L	21	31	48,155
01	*at Texas A&M	L	14	35	23,500
08	*at TCU	L	3	6	25,064
015	Florida State	L	33	42	28,307
022	*SMU	L	7	24	40,354
029	*at Rice	W	35	19	21,000
N5	Oklahoma State	W	10	7	28,175
N12	*Baylor	L	14	29	28,965
N19	*Arkansas (6)	W	21	16	34,565

Head Coach: JT King

1965

Overall: 8-3 | SWC: 5-2 | Gator Bowl

S18	Kansas	W	26	7	35,300
S25	*at Texas (3)	L	7	33	65,350
02	*Texas A&M	W	20	16	43,000
09	*TCU	W	28	24	35,000
016	Oklahoma State	W	17	14	29,825
023	*at SMU	W	26	24	40,000
030	*Rice	W	27	0	43,555
N6	New Mexico State	W	48	9	28,753
N13	*Baylor	W	34	22	45,619
N20	*at Arkansas (2)	L	24	42	42,000
D31	Georgia Tech	L	21	31	60,127

Head Coach: JT King

1964

Overall: 6-4-1 | SWC: 3-3-1 | Sun Bowl

S19	Mississippi State	W	27	7	38,000
S26	*Texas (4)	L	0	23	47,100
03	*at Texas A&M	W	16	12	25,000
010	*at TCU	W	25	10	23,902
017	*at Baylor	L	10	28	22,000
024	*SMU	W	12	0	36,000
031	*at Rice	T	6	6	n/a
N7	West Texas State	W	48	0	34,500
N14	Washington State	W	28	10	25,500
N21	*Arkansas (3)	L	0	17	45,000
D24	Georgia	L	0	7	23,292

Head Coach: JT King

1963

Overall: 5-5 | SWC: 2-5

S21	Washington State	W	16	7	31,500
S28	*at Texas (4)	L	7	49	54,000
05	*Texas A&M	W	10	0	38,000
012	*TCU	L	3	35	31,500
019	*Baylor	L	17	21	32,000
026	*at SMU	W	13	6	19,000
N2	*Rice	L	3	17	36,500
N9	Kansas State	W	51	13	24,500
N16	at Texas Western	W	7	3	18,400
N23	*at Arkansas	L	20	27	25,000

Head Coach: JT King

1962

Overall: 1-9 | SWC: 0-7

S22	West Texas State	L	27	30	41,000
S29	*Texas (3)	L	0	34	42,000
06	*at Texas A&M	L	3	7	n/a
013	*at TCU	L	13	35	22,000
020	*at Baylor	L	6	28	16,000
027	*SMU	L	0	14	32,000
N3	*at Rice	L	0	14	n/a
N10	at Boston College	L	13	42	11,200
N17	Colorado	W	21	12	10,000
N24	*Arkansas (7)	L	0	34	16,000

Head Coach: JT King

1961

Overall: 4-6 | SWC: 2-5

S23	at Mississippi State	L	0	6	33,000
S30	*at Texas (6)	L	14	42	43,500
02	*Texas A&M	L	7	38	38,500
014	*TCU (21)	W	10	0	25,500
021	*Baylor (23)	W	19	17	32,500
028	*at SMU	L	7	8	17,000
N4	*Rice	L	7	42	34,000
N11	Boston College	W	14	6	20,000
N25	*at Arkansas (9)	L	0	28	41,000
D2	West Texas State	W	16	14	25,000

Head Coach: JT King

1960

Overall: 3-6-1 | SWC: 1-5-1

S17	West Texas State	W	38	14	30,000
S24	*at Texas A&M	T	14	14	13,000
01	*at Texas (13)	L	0	17	52,000
08	*at TCU	L	7	21	25,000
015	*Baylor (7)	L	7	14	29,000
022	*SMU	W	28	7	32,000
029	*at Rice (13)	L	6	30	26,000
N5	Tulane	W	35	21	15,000
N12	Wyoming	L	7	10	20,000
N19	*Arkansas (7)	L	6	34	30,000

Head Coach: DeWitt Weaver

1959

Overall: 4-6

S19	vs. Texas A&M	W	20	14	25,000
S26	Oregon State	W	15	14	20,000
03	Tulsa	W	8	7	12,000
010	TCU	L	8	14	23,000
017	at Baylor	L	7	14	n/a
024	at SMU	L	13	21	30,000
030	at Tulane	L	7	17	n/a
N7	at Arizona	L	26	30	14,500
N14	Houston	W	27	0	20,000
N21	at Arkansas (13)	L	8	27	35,000

Head Coach: DeWitt Weaver

1958

Overall: 3-7

S20	at Texas A&M (20)	W	15	14	28,000
S27	West Texas State	W	32	7	23,100
04	at Texas (17)	L	7	12	33,000
011	at TCU	L	0	26	23,000
018	Baylor	L	7	26	n/a
031	at Tulane	L	0	27	27,000
N8	Arizona	W	33	6	13,000
N15	at Tulsa	L	7	9	12,278
N22	Arkansas	L	8	14	22,500
N29	at Houston	L	17	22	30,000

Head Coach: DeWitt Weaver

1957

Overall: 2-8

S21	West Texas State	L	0	19	22,000
S28	Texas A&M (2)	L	0	21	27,000
05	at Louisiana State	L	14	19	16,000
012	at Texas Western	L	14	26	11,000
019	Baylor	L	12	15	23,000
026	at Arizona	W	28	6	13,000
N2	at Oklahoma State	L	0	13	25,000
N9	Tulsa	L	0	3	18,500
N16	Hardin-Simmons	W	26	21	13,000
N23	at Arkansas	L	26	47	19,000

Head Coach: DeWitt Weaver

CONTENTS

RED RAIDERS

STAFF

'16 REVIEW

HISTORY

RECORDS

TEXAS TECH

YEAR-BY-YEAR RESULTS

1956

Overall: 2-7-1

S22	Texas Western	L	13	17	17,000
S29	at Baylor	L	0	27	15,000
O6	at Texas A&M (11)	L	7	40	32,500
O13	West Texas State	L	14	34	20,500
O27	at Arizona	W	21	7	22,000
N3	Oklahoma A&M	T	13	13	17,000
N10	TCU (17)	W	21	7	22,000
N17	at Tulsa	L	7	10	12,152
N24	Houston	L	7	20	15,500
D1	at Hardin-Simmons	L	14	41	5,000

Head Coach: DeWitt Weaver

1955

Overall: 7-3-1

S17	at Texas	W	20	14	47,000
S24	TCU	L	0	32	28,000
O1	at Oklahoma A&M	W	24	6	16,000
O8	at Texas Western	T	27	27	14,000
O22	at Houston	L	0	7	28,000
O29	West Texas State	W	27	24	16,000
N5	Arizona	W	27	7	17,000
N12	at Tulsa	W	34	7	14,322
N19	College of Pacific	W	13	7	16,500
N26	Hardin-Simmons	W	16	14	13,000
J2	at Wyoming	L	14	21	14,500

Head Coach: DeWitt Weaver

1954

Overall: 7-2-1

S18	at Texas A&M	W	41	9	16,500
S25	West Texas State	W	33	7	14,000
O2	Oklahoma A&M	T	13	13	24,500
O9	Texas Western	W	55	28	15,000
O16	at Louisiana State	L	13	20	25,000
O23	at College of Pacific	L	7	20	14,171
N6	at Arizona	W	28	14	23,000
N13	Tulsa	W	55	13	18,000
N20	Houston	W	61	14	14,000
N27	at Hardin-Simmons	W	61	19	7,500

Head Coach: DeWitt Weaver

1953

Overall: 11-1 | Gator Bowl

S19	West Texas State	W	40	14	14,500
S26	at Texas Western	W	27	6	7,000
O3	at Oklahoma A&M	W	27	13	10,000
O10	Texas A&M	L	14	27	26,114
O17	College of Pacific	W	34	7	12,000
O24	New Mexico A&M	W	71	0	6,000
O31	at Mississippi State (18)	W	27	20	16,000
N7	Arizona	W	52	27	16,500
N14	at Tulsa	W	49	7	12,000
N21	at Houston	W	41	21	20,000
N28	Hardin-Simmons	W	46	12	15,000
J1	vs. Auburn (17)	W	35	13	28,641

Head Coach: DeWitt Weaver

1952

Overall: 3-7-1

S20	West Texas St.	W	48	7	15,500
S27	at Rice	L	7	34	37,000
O4	at College/Pacific	L	21	42	15,700
O11	Texas Western	L	14	20	15,500
O18	Baylor	L	10	21	15,500
N1	Houston	L	7	20	20,000
n/a	at North Texas St.	L	19	34	n/a
n/a	at Hardin-Simmons	T	14	14	9,500
n/a	at Arizona	W	19	14	n/a
n/a	Tulsa (11)	L	20	26	15,500
n/a	North Carolina St.	W	54	7	11,000

Head Coach: DeWitt Weaver

1951

Overall: 7-4 | Sun Bowl

S22	West Texas State	W	46	7	16,000
S29	at Texas A&M (6)	L	7	20	27,000
O6	at Houston	L	0	6	24,000
O13	TCU	W	33	19	19,000
O20	at Baylor (10)	L	20	40	22,000
O27	Arizona	W	41	0	16,000
N3	at Texas Western	W	27	7	8,500
n/a	at Tulsa	L	14	21	n/a
n/a	at New Mexico	W	60	14	n/a
n/a	Hardin-Simmons	W	28	21	17,000
J1	vs. Pacific	W	25	14	17,000

Head Coach: DeWitt Weaver

1950

Overall: 3-8

S23	Texas (5)	L	14	28	19,500
S30	vs. Texas A&M*	L	13	34	24,000
O7	West Texas State	L	13	28	17,000
O14	at TCU	L	6	19	12,000
O21	at Baylor	L	12	26	12,000
O28	Texas Western	W	61	7	13,000
N4	at Rice	L	7	13	20,000
N11	Tulsa	L	7	39	18,000
N18	at Arizona	W	39	7	15,500
N25	New Mexico	W	37	12	7,000
D2	Hardin-Simmons	L	13	28	9,000

* = Played in San Antonio, Texas

Head Coach: Dell Morgan

1949

Overall: 7-5 | Raisin Bowl

S10	Abilene Christian	W	20	0	10,500
S17	at Texas	L	0	43	28,000
S24	at Texas A&M	L	7	26	19,740
O1	West Texas State	W	35	19	16,800
O8	Tulsa	W	15	0	15,000
O15	Baylor (20)	L	7	28	18,000
O22	Arizona	W	27	7	9,000
O29	at Rice (5)	L	0	28	18,000
N5	at Texas Western	W	13	0	13,000
N19	at New Mexico	W	27	0	10,000
N26	Hardin-Simmons	W	23	13	15,500
D31	vs. San Jose	L	13	20	10,000

Head Coach: Dell Morgan

1948

Overall: 7-3

S18	West Texas St.	W	19	0	16,000
S25	Texas A&M*	W	20	14	20,860
O2	at SMU	L	6	41	23,000
O9	at Tulsa	W	41	20	11,226
O16	at Baylor (19)	L	0	13	20,000
O23	at Arizona	W	31	0	17,000
O30	Rice	L	7	14	19,000
N6	Texas Western	W	46	6	14,000
N20	New Mexico	W	14	7	11,500
N27	at Hardin-Simmons	W	28	20	11,000

* = Played in San Antonio, Texas

Head Coach: Dell Morgan

1947

Overall: 6-5 | Sun Bowl

S20	at Texas	L	0	33	30,000
S27	vs. Texas A&M*	L	7	29	20,000
O4	West Texas State	W	21	13	11,000
O11	Tulsa	W	14	7	13,000
O18	Baylor	L	6	32	14,000
O25	at Denver	W	36	7	17,947
N1	at Rice	L	7	40	16,000
N8	Arizona	W	41	28	11,000
N22	at New Mexico	W	26	20	11,000
N29	Hardin-Simmons	W	14	6	20,000
J1	Miami, Ohio	L	12	13	18,000

* = Played in San Antonio, Texas

Head Coach: Dell Morgan

1946

Overall: 8-3

S21	West Texas State	W	26	14	10,000
S28	Texas A&M	W	6	0	23,000
O5	at SMU	W	7	0	3,000
O12	at Tulsa	L	6	21	15,000
O19	Baylor	W	13	6	13,000
O26	Denver	W	21	6	11,000
N2	at Rice (8)	L	6	41	25,000
N9	at New Mexico	W	27	0	8,000
N16	Oklahoma A&M	W	14	7	13,000
N23	at Arizona	W	16	0	8,000
N30	at Hardin-Simmons	L	6	21	13,000

* = Played in San Antonio, Texas

Head Coach: Dell Morgan

1945

Overall: 3-5-2

S22	Southwestern	W	7	0	n/a
S29	Texas A&M*	L	6	16	22,831
O6	at Texas	L	0	33	n/a
O13	Tulsa (16)	L	7	18	9,000
O20	Baylor	T	7	7	9,000
O27	West Texas St.	W	12	6	6,000
N3	at Rice	L	0	13	17,000
N10	TCU	W	12	0	10,000
N17	at Ok. A&M (8)	L	6	46	n/a
N24	at New Mexico	T	6	6	n/a

* = Played in San Antonio, Texas

Head Coach: Dell Morgan

YEAR-BY-YEAR RESULTS

1944

Overall: 4-7

S23	Lubbock AAF	L	13	27	n/a
S30	Texas A&M*	L	14	27	n/a
O7	Oklahoma A&M	L	7	14	n/a
O14	at Tulsa (13)	L	7	34	8,500
O21	Southwestern	L	19	21	n/a
O27	at West Texas St.	W	35	6	n/a
N4	at Rice	W	13	7	10,000
N11	at TCU	L	0	14	n/a
N18	New Mexico	W	13	7	1,500
N25	SMU	L	6	7	5,000
D2	at S. Plains AAF	W	7	6	n/a

* = Played in San Antonio, Texas
Head Coach: Dell Morgan

1943

Overall: 4-6-0

S18	Lubbock AAF	W	26	14	8,000
S24	at Oklahoma A&M	L	13	21	7,000
O2	at Texas A&M	L	0	13	25,000
O9	at Tulsa	L	7	34	13,000
O16	South Plains AAF	W	14	12	6,000
O23	Lubbock AAF	L	7	10	n/a
O30	at Rice	L	0	13	5,000
N6	at TCU	W	40	20	3,000
N13	North Texas Ag	L	14	34	3,600
N20	at SMU	W	7	6	3,000

Head Coach: Dell Morgan

1942

Overall: 4-5-1

S26	West Texas State	W	39	0	6,000
O3	at Texas A&M	L	0	19	10,000
O10	Oklahoma A&M	L	6	9	6,000
O17	Baylor	L	7	14	8,000
O24	at New Mexico	W	20	0	n/a
O31	at Rice	L	7	19	10,000
N7	TCU	W	13	6	10,000
N14	at Creighton	L	6	13	n/a
N21	Hardin-Simmons	T	0	0	7,000
N26	at Arizona	W	13	7	8,000

Head Coach: Dell Morgan

1941

Overall: 9-2 | Sun Bowl

S21	Abilene Christian	W	34	0	7,000
O3	at Oklahoma A&M	W	16	6	n/a
O10	at Loyola of Coast	W	14	0	n/a
O18	Centenary	W	25	0	7,000
O24	New Mexico	W	36	0	7,000
O31	at Miami	L	0	6	25,000
N8	Creighton	W	13	6	6,000
N15	St. Louis	W	46	6	n/a
N21	Hardin-Simmons	W	7	0	16,000
N29	at Wake Forest	W	35	6	5,000
J1	Tulsa	L	0	6	14,000

Head Coach: Dell Morgan

1940

Overall: 9-1-1

S27	at Oklahoma A&M	T	6	6	9,000
O5	Loyola of Coast	W	19	0	9,000
O12	at Montana	W	32	19	n/a
O18	Brigham Young	W	21	20	7,000
O26	at Marquette	W	20	13	9,000
N1	Miami	W	61	14	9,000
N11	Centenary	W	26	6	8,000
N16	Wake Forest	W	12	7	10,000
N21	at Saint Louis	W	7	6	9,272
N30	at New Mexico	L	14	19	6,000
D7	at San Francisco	W	23	21	7,000

Head Coach: Pete Cawthon

1939

Overall: 5-5-1

S23	at Texas Mines	L	2	7	n/a
S30	Texas Wesleyan	W	30	0	n/a
n/a	Gonzaga	L	0	6	n/a
n/a	Arizona State	W	54	0	n/a
n/a	New Mexico	W	19	7	n/a
O22	at Duquesne	L	0	13	n/a
O29	at Miami	L	0	19	n/a
n/a	at Centenary	T	0	0	n/a
n/a	Marquette	L	19	22	8,000
n/a	Montana State	W	13	0	n/a
n/a	at Loyola/South	W	13	0	n/a

Head Coach: Pete Cawthon

1938

Overall: 10-1 | Cotton Bowl

S17	Montana State	W	35	0	7,500
S24	Wyoming	W	39	0	n/a
S30	at Duquesne	W	7	6	12,000
O8	at Oklahoma City	W	60	0	7,000
O15	at Montana	W	19	13	8,000
O22	vs. Tex. Mines*	W	14	7	7,000
N5	Loyola of the South	W	55	0	8,000
N11	Gonzaga	W	7	0	10,000
N19	New Mexico	W	17	7	6,500
N26	Marquette	W	21	2	12,000
J2	vs. St. Mary's (Calif.)	L	13	20	n/a

* = Played in Odessa, Texas
Head Coach: Pete Cawthon

1937

Overall: 8-4 | Sun Bowl

S18	Arizona State	W	6	0	4,200
S25	at Texas	L	12	25	10,000
O2	Montana	L	6	13	8,000
O9	at Detroit	L	0	34	11,000
O16	Arizona	W	20	0	4,500
O23	New Mexico	W	27	0	7,500
O30	at Oklahoma A&M	W	14	6	n/a
N5	at Loyola/South	W	25	6	5,000
N11	Duquesne	W	13	0	12,000
N20	at Centenary	W	7	2	n/a
N25	Creighton	W	27	0	7,000
J1	West Virginia	L	6	7	12,000

Head Coach: Pete Cawthon

1936

Overall: 5-4-1

S19	at Texas Wesleyan	W	26	7	4,500
S26	TCU	W	7	0	12,000
O3	Oklahoma City	W	34	6	7,000
O9	Wichita	L	0	6	n/a
O24	Centenary	W	12	6	8,000
N6	Oklahoma A&M	W	12	0	n/a
N12	at Loyola of Coast	L	7	26	35,000
N20	DePaul	L	6	13	n/a
N26	at Loyola of South	L	0	14	5,000
D5	at Arizona	T	7	7	7,500

Head Coach: Pete Cawthon

1935

Overall: 5-3-2

S20	at Hardin-Simm.	W	9	0	6,500
S27	Daniel Baker	W	27	6	n/a
O4	Wichita	W	13	7	n/a
O12	at DePaul	T	0	0	3,000
O5	at Loyola of Coast	L	0	16	18,000
N2	Oklahoma A&M	W	14	0	n/a
N11	Arizona	L	6	7	5,500
N23	St. Mary's*	W	27	0	n/a
N28	Detroit	L	7	12	n/a
D7	at Oklahoma City	T	7	7	2,000

* = Played in San Antonio, Texas
Head Coach: Pete Cawthon

1934

Overall: 7-2-1

S22	Texas	L	6	12	8,000
S29	McMurry	W	24	7	n/a
O5	Baylor	W	14	7	5,000
O12	at Oklahoma City	W	20	0	n/a
O26	at Loyola of Coast	L	7	12	19,000
N2	Texas Mines	W	27	0	n/a
N9	Hardin-Simmons	W	13	0	3,500
N16	DePaul	W	48	19	4,000
N23	North Dakota St.	T	20	20	3,500
N29	at Arizona	W	14	7	7,000

Head Coach: Pete Cawthon

1933

Overall: 8-1

S29	SMU	L	0	14	6,000
O6	at Dixie University	W	33	0	n/a
O14	at Arizona	W	7	0	5,000
O20	Louisiana Tech	W	40	10	4,178
O28	at Texas Mines	W	12	0	n/a
N4	Haskell Indians	W	26	6	n/a
N11	Simmons	W	7	0	6,500
N17	Baylor	W	13	0	n/a
N30	Kansas State	W	6	0	7,500

Head Coach: Pete Cawthon

CONTENTS

RED RAIDERS

STAFF

'16 REVIEW

HISTORY

RECORDS

TEXAS TECH

YEAR-BY-YEAR RESULTS

1932

Overall: 10-2

S17	Panhandle A&M	W	44	0	2,500
S24	Texas A&M*	L	0	7	5,000
O1	SMU	W	6	0	n/a
O7	Austin College	W	64	0	3,300
O14	Arizona	W	21	0	3,500
O15	at NM Normal	W	43	7	n/a
O22	at Colorado Mines	W	21	0	n/a
O28	Notre Dame "B"	W	39	0	8,000
N4	Trinity	W	79	0	4,000
N11	Baylor	W	14	2	5,000
N19	at New Mexico	W	39	6	n/a
N24	Hardin-Simmons	L	12	13	4,000

* = Played in Amarillo, Texas

Head Coach: Pete Cawthon

1931

Overall: 6-3

S25	at WT Teachers	W	21	0	5,000
O3	at NM A&M	W	7	0	n/a
O13	at Haskell Indians	L	0	8	n/a
O23	Colorado Mines	W	46	0	4,500
O31	at Baylor	L	0	32	n/a
N6	Abilene Christian	W	26	6	n/a
N11	at Texas Mines	L	12	14	3,000
N20	New Mexico	W	32	6	2,500
N26	at Simmons	W	6	0	n/a

Head Coach: Pete Cawthon

1930

Overall: 3-6

S27	Wayland	L	0	6	3,500
O3	New Mexico A&M	W	14	0	1,000
O11	McMurry	W	10	0	n/a
O17	Texas Mines	L	0	31	n/a
O25	at TCU	L	0	26	4,000
N1	at WT Teachers	L	0	6	n/a
N11	Abilene Christian	W	53	7	n/a
N19	at Howard Payne	L	7	26	n/a
N27	Simmons	L	6	20	3,500

Head Coach: Pete Cawthon

1929

Overall: 1-7-2

S27	Wayland	W	19	0	3,500
O5	Sul Ross	T	7	7	6,000
O12	at Daniel Baker	L	2	6	2,700
O19	at McMurry	T	0	0	n/a
O26	TCU	L	0	22	6,500
N2	at Baylor	L	0	34	n/a
N11	Abilene Christian	L	3	7	4,000
N19	Howard Payne	L	0	24	1,500
N28	at Simmons	L	0	21	5,000
D6	at WT Teachers	L	0	20	1,500

Head Coach: Grady Higgenbotham

1928

Overall: 4-4-1

S29	Schreiner	W	7	0	n/a
O6	at Texas	L	0	12	n/a
O13	St. Edward's	W	13	6	n/a
O20	at McMurry	W	3	0	n/a
O27	at TCU	L	6	28	6,000
N2	at Daniel Baker	T	0	0	n/a
N10	Abilene Christian	L	0	7	n/a
N17	Simmons	L	0	19	n/a
N29	at WT Teachers	W	18	7	6,000

Head Coach: E.Y. Freeland

1927

Overall: 5-4

S24	Panhandle A&M	W	62	0	n/a
O1	St. Edward's	W	13	6	3,000
O8	at TCU	L	6	16	n/a
O15	Simmons	W	10	6	2,000
O22	Sul Ross	W	6	0	2,000
O28	Texas A&M	L	6	47	n/a
N5	Daniel Baker	W	19	7	1,300
N11	at Abi. Christian	L	3	6	n/a
N24	WT Teachers	L	9	12	5,000

Head Coach: E.Y. Freeland

1926

Overall: 6-1-3

S21	at McMurry	W	7	0	n/a
O2	Schreiner	T	0	0	3,500
O8	St. Edward's	W	7	6	3,500
O15	at Simmons	T	0	0	3,000
O23	Clarendon	W	14	0	n/a
O30	at TCU	L	16	28	n/a
N5	at Daniel Baker	T	0	0	n/a
N11	Abilene Christian	W	28	7	n/a
N18	Howard Payne	W	27	6	3,500
N25	at WT Teachers	W	7	2	5,000

Head Coach: E.Y. Freeland

1925

Overall: 6-1-2

O3	McMurry	T	0	0	4,500
O9	Austin	T	3	3	n/a
O17	Montezuma	W	30	0	n/a
O24	Clarendon	W	13	7	n/a
O31	at Sul Ross	W	21	7	n/a
N5	Wayland	W	120	0	n/a
N11	at Abi. Christian	W	10	7	n/a
N18	at Howard Payne	L	0	29	n/a
N26	WT Teachers	W	13	12	n/a

Head Coach: E.Y. Freeland

KEY: • Conference Game



TEXAS TECH IN THE COACHES POLLS

10-0



▲ TEXAS TECH posted back-to-back wins over top-10 teams in 2008 to start the season 10-0 and earn a No. 2 ranking in the coaches' poll, its highest in program history.

2013	October 6	22	November 13	19	November 1	5
	October 13	21	November 6	13	October 25	6
	October 20	15	October 30	17	October 18	9
	October 27	9	October 23	16	October 11	10
	November 3	15	October 16	8	October 4	18
2012			October 9	11	September 20	19
	September 30	24	October 2	13	September 13	16
	October 14	20	September 25	13		
	October 21	17	September 18	16	1974	
	October 28	20	September 11	19	November 11	18
	November 11	25	September 4	19	October 28	13
2011			Preseason	21	October 21	15
	October 23	22	2004		October 7	7
2009			Final	17	September 30	7
	Final	23	December 5	21	1973	
October 18	24	November 28	20	Final	11	
2008		November 7	25	December 3	11	
Final	12	October 17	24	November 26	13	
December 7	8	2003	October 12	23	November 19	13
November 30	8	2002			November 12	12
November 23	8	November 17	23	November 5	14	
November 16	2	1998	October 18	25	October 29	17
November 9	2	October 11	23	October 22	16	
November 2	3	1995			1972	
October 26	5	Final	20	November 6	15	
October 19	6	December 4	25	October 30	16	
October 12	5	October 30	24	November 11	18	
October 5	7	October 23	25	October 21	19	
September 28	8	1989		October 14	15	
September 21	9	Final	16	1965		
September 14	10	December 4	19	November 29	10	
September 7	12	November 20	17	November 22	9	
August 31	13	November 13	19	November 15	9	
Preseason	14	November 6	19	November 1	9	
2007		1977		1954		
Final	23	November 14	16	October 4	18	
November 18	24	October 24	13	September 27	12	
October 14	21	October 17	13	1953		
2006		October 10	15	Final	12	
October 1	24	October 3	16	November 23	11	
September 24	24	September 26	19			
September 10	22	September 19	6	COACHES POLL BREAKDOWN		
September 3	24	September 12	8	Total Number of Weeks Ranked	119	
August 20	25	1976		Total Number of Weeks Ranked In Top 10	27	
Preseason	25	Final	13	Seasons Ranked In The Final Poll	10	
2005		November 29	8	Highest Final Ranking	11 (1973)	
Final	19	November 22	10	Consecutive Weeks Ranked	25 (2004-2006)	
December 4	15	November 15	5	Highest Ranking	2 (Nov. 9, 16 2008)	
November 27	16	November 8	5			
November 20	17					

CONTENTS

RED RAIDERS

STAFF

'16 REVIEW

HISTORY

RECORDS

TEXAS TECH

TEXAS TECH IN THE ASSOCIATED PRESS POLL

2013						
	September 22	25	October 23	17	October 26	6
	October 6	20	October 16	10	October 19	8
	October 13	20	October 9	13	October 12	10
	October 20	16	October 2	15	October 5	15
	October 27	10	September 25	16	September 28	17
	November 3	15	September 18	19	September 21	20
2012			September 11	19		
	October 14	18	September 6	21	1974	
	October 21	15	August 20	21	November 11	20
	October 28	20	2004		November 4	19
	November 4	25	Final	18	October 28	13
	November 11	23	December 5	23	October 21	11
2011			November 28	24	October 14	17
	October 23	19	2002		October 7	9
2009			November 17	24	September 30	10
	Final	21	1998			
	October 18	21	October 19	25	Final	11
2008			October 12	22	December 3	11
	Final	12	1995		November 26	12
	December 7	8	Final	23	November 19	12
	November 30	8	October 31	23	November 12	12
	November 23	7	October 24	22	November 5	12
	November 16	2	October 17	25	October 29	15
	November 9	2	October 10	25	October 22	18
	November 2	2	September 26	24	September 10	20
	October 26	6	1989		Preseason (Date N/A)	20
	October 19	8	Final	19	1972	
	October 12	7	December 12	24	November 20	20
	October 5	7	December 5	25	November 6	15
	September 28	7	November 28	25	October 30	18
	September 21	10	November 21	18	1970	
	September 14	11	November 14	20	December 7	19
	September 7	12	November 7	23	November 16	19
	September 2	12	1977		October 12	17
	August 16	12	November 14	16	1968	
2007			November 7	18	October 21	19
	Final	22	October 24	14	October 14	15
	October 14	22	October 17	13	1967	
2006			October 10	15	October 2	10
	September 10	24	October 3	17	1965	
	September 5	24	September 26	13	November 29	10
	August 18	25	September 19	7	November 22	10
2005			September 12	8	November 15	9
	Final	20	Preseason (Date N/A)	8	1955	
	December 4	18	1976		September 19	12
	November 27	18	Final	13	1954	
	November 20	18	November 30	9	October 11	20
	November 13	21	November 23	9	September 27	17
	November 6	13	November 16	5	September 20	14
	October 30	16	November 9	5	Preseason (Date N/A)	19
			November 2	5	1953	
					Final	12
					November 23	14
					November 16	17
					November 9	19
					1940	
					November 25	18
					November 18	20
					1938	
					Final	11
					November 28	14
					November 21	17
					November 14	19



▲ The popular COLLEGE GAMEDAY pregame show made an appearance in Lubbock during the 2008 season.

ASSOCIATED PRESS POLL BREAKDOWN

Total Number of Weeks Ranked	137
Total Number of Weeks Ranked In Top 10	31
Seasons Ranked In The Final Poll	11
Highest Final Ranking	11 (1973, 1938)
Consecutive Weeks Ranked	20 (2004-2006)
Highest Ranking	2 (Nov. 2, 9, 16 2008)

BOWL HISTORY



▲ **TEXAS TECH** has made 37 postseason bowl appearances in its 92-year history and ranks among the top-20 programs all-time in bowl games played. In addition, the Red Raiders rank third among current Big 12 Conference programs in bowl appearances.

BOWL LEADERS

Texas Tech All-Time Bowl Record: 14-22-1

School	Appearances
1. Alabama	64
2. Texas	53
3. USC	53
Nebraska	53
5. Georgia	52
Tennessee	52
7. Oklahoma	50
8. LSU	48
9. Penn State	47
Ohio State	47
11. Georgia Tech	45
Michigan	45
13. Florida State	44
Florida	44
15. Arkansas	42
16. Auburn	41
17. Miami (Fl.)	38
Texas A&M	38
Clemson	38
20. Texas Tech	37
Mississippi	37
22. Washington	36
23. UCLA	35
West Virginia	35
BYU	35
26. Notre Dame	34

BOWL APPEARANCES

2015 ADVOCARE V100 TEXAS BOWL
LSU 56, Texas Tech 27
2013 NATIONAL UNIVERSITY HOLIDAY BOWL
Texas Tech 37, Arizona State 23
Offensive MVP: Davis Webb, QB
Defensive MVP: Will Smith, LB
2012 MEINEKE CAR CARE BOWL OF TEXAS
Texas Tech 34, Minnesota 31
Most Valuable Player: Seth Doege, QB
2010 TICKETCITY BOWL
Texas Tech 45, Northwestern 38
Most Valuable Player: Taylor Potts, QB
2009 VALERO ALAMO BOWL
Texas Tech 41, Michigan State 31
Most Valuable Player: Taylor Potts, QB
2008 AT&T COTTON BOWL
Mississippi 47, Texas Tech 34

2007 KONICA-MINOLTA GATOR BOWL
Texas Tech 31, Virginia 28
Most Valuable Player: Graham Harrell, QB
2006 INSIGHT BOWL
Texas Tech 44, Minnesota 41 (OT)
Offensive MVP: Graham Harrell, QB
Defensive MVP: Antonio Huffman, DB
2005 AT&T COTTON BOWL
Alabama 13, Texas Tech 10
Scholar-Athlete Award: David Schaefer
2004 PACIFIC LIFE HOLIDAY BOWL
Texas Tech 45, California 31
Offensive MVP: Sonny Cumbie, QB
Defensive MVP: Vincent Meeks, FS
2003 HOUSTON BOWL
Texas Tech 38, Navy 14
Most Valuable Player: B.J. Symons, QB
Defensive MVP: Adell Duckett, DE
2002 MAZDA TANGERINE BOWL
Texas Tech 55, Clemson 15
Most Valuable Player: Kliff Kingsbury, QB
Defensive MVP: John Saldi
2001 MASTERCARD ALAMO BOWL
Iowa 19, Texas Tech 16
Sportsmanship Award: Anton Paige, WR
2000 GALLERYFURNITURE.COM BOWL
East Carolina 40, Texas Tech 27
1998 SANFORD INDEPENDENCE BOWL
Mississippi 35, Texas Tech 18
Scholar-Athlete Award: Keith Cockrum
1996 BUILDERS SQUARE ALAMO BOWL
Iowa 27, Texas Tech 0
Sportsmanship Award: Shane Dunn, OL
1995 WIESER LOCK COPPER BOWL
Texas Tech 55, Air Force 41
Most Valuable Player: Byron Hanspard
Offensive MVP: Zebbie Lethridge, QB
1994 COTTON BOWL
USC 55, Texas Tech 14
1993 JOHN HANCOCK BOWL
Oklahoma 41, Texas Tech 10
Most Valuable Lineman: Shawn Jackson
1989 ALL-AMERICAN BOWL
Texas Tech 49, Duke 21
Most Valuable Player: James Gray

1986 INDEPENDENCE BOWL
Mississippi 20, Texas Tech 17
Outstanding Def. Player: James Mosley
1977 TANGERINE BOWL
Florida State 40, Texas Tech 17
1976 BLUEBONNET BOWL
Nebraska 27, Texas Tech 24
Most Valuable Back: Rodney Allison, QB
1974 PEACH BOWL
Texas Tech 6, Vanderbilt 6
Outstanding Off. Player: Larry Isaac, RB
1973 GATOR BOWL
Texas Tech 28, Tennessee 19
Most Valuable Player: Joe Barnes, QB
1972 SUN BOWL
North Carolina 32, Texas Tech 28
Most Valuable Player: George Smith
Most Valuable Lineman: Ecomet Burley
1970 SUN BOWL
Georgia Tech 17, Texas Tech 9
1965 GATOR BOWL
Georgia Tech 31, Texas Tech 21
Most Valuable Player: Donny Anderson, RB
1964 SUN BOWL
Georgia 7, Texas Tech 0
1955 SUN BOWL
Wyoming 21, Texas Tech 14
1953 GATOR BOWL
Texas Tech 35, Auburn 13
Most Valuable Player: Bobby Cavazos
1951 SUN BOWL
Texas Tech 25, Pacific 14
1948 RAISIN BOWL
San Jose State 20, Texas Tech 13
1947 SUN BOWL
Miami (Ohio) 13, Texas Tech 12
1941 SUN BOWL
Tulsa 6, Texas Tech 0
Most Valuable Player: Ty Bain
1938 COTTON BOWL
St. Mary's (Calif.) 20, Texas Tech 13
Outstanding Player: Elmer Tarbox, DB
1937 SUN BOWL
West Virginia 7, Texas Tech 6

CONTENTS

RED RAIDERS

STAFF

'16 REVIEW

HISTORY

RECORDS

TEXAS TECH

BOWL RECORDS

RUSHING

Most Attempts

33	James Gray vs. Duke	1989 All-American
27	Byron Morris vs. Oklahoma	1993 John Hancock
24	Byron Hanspard vs. Air Force	1995 Copper

Most Net Yards

280	James Gray vs. Duke	1989 All-American
260	Byron Hanspard vs. Air Force	1995 Copper
172	George Smith vs. North Carolina	1972 Sun

Highest Average Per Carry (10 carry min.)

12.3	George Smith vs. North Carolina	1972 Sun
10.9	Bobby Cavazos vs. Auburn	1953 Gator
10.8	Byron Hanspard vs. Air Force	1995 Copper

Most rushing TDs

4	James Gray vs. Duke	1989 All-American
4	Byron Hanspard vs. Air Force	1995 Copper
3	Bobby Cavazos vs. Auburn	1953 Gator
3	George Smith vs. North Carolina	1972 Sun

Longest Rushing TD

86	Eric Stephens vs. Northwestern	2010 TicketCity
----	--------------------------------	-----------------

PASSING

Most Attempts

69	Graham Harrell vs. Virginia	2007 Gator
60	Sonny Cumbie vs. California	2004 Holiday
58	Graham Harrell vs. Mississippi	2008 Cotton

Most Completions

44	Graham Harrell vs. Virginia	2007 Gator
43	Taylor Potts vs. Northwestern	2010 TicketCity
41	B.J. Symons vs. Navy	2003 Houston

Highest Percentage of Completions (10 attempt min.)

77.4	B.J. Symons vs. Navy	2003 Houston
74.4	Kliff Kingsbury vs. Clemson	2002 Tangerine
72.7	Joe Barnes vs. Tennessee	1973 Gator

Most Yards Gained

520	Sonny Cumbie vs. California	2004 Holiday
497	B.J. Symons vs. Navy	2003 Houston
445	Graham Harrell vs. Minnesota	2006 Insight

Most TD Passes

4	Kliff Kingsbury vs. East Carolina	2000 Gallery Furniture
4	B.J. Symons vs. Navy	2003 Houston
4	Graham Harrell vs. Mississippi	2008 Cotton
4	Taylor Potts vs. Northwestern	2010 TicketCity
4	Davis Webb vs. Arizona State	2013 Holiday
4	Patrick Mahomes II vs. LSU	2015 Texas

RECEIVING

Most Receptions

11	Joel Filani vs. Minnesota	2006 Insight
11	Darrin Moore vs. Minnesota	2012 Meineke
10	Eric Morris vs. Mississippi	2008 Cotton
10	Lyle Leong vs. Northwestern	2010 TicketCity

Most Yards Gained

162	Joel Filani vs. Minnesota	2006 Insight
147	Darrell Jones vs. East Carolina	2000 galleryfurniture
	Trey Haverly vs. California	2004 Holiday

Most TD Receptions

3	Jakeem Grant vs. LSU	2015 Texas
2	Billy Taylor vs. Nebraska	1976 Bluebonnet
	Derek Dorris vs. East Carolina	2000 Gallery Furniture
	Mickey Peters vs. Navy	2003 Houston
	Jarrett Hicks vs. California	2004 Holiday
	Edward Britton vs. Mississippi	2008 Cotton
	Lyle Leong vs. Northwestern	2010 TicketCity
	Jakeem Grant vs. Arizona State	2013 Holiday

KICKING

Most FGs made

2	Brian Hall vs. Vanderbilt	1974 Peach
	Tony Rogers vs. Air Force	1995 Copper
	Robert Treece vs. Iowa	2001 Alamo
	Robert Treece vs. Clemson	2002 Tangerine
	Matt Williams vs. Michigan State	2009 Alamo
	Ryan Bustin vs. Minnesota	2012 Meineke

Most PATs

7	Tony Rogers vs. Air Force	1995 Copper
6	Alex Trlica vs. California	2004 Holiday
	Matt Williams vs. Northwestern	2010 TicketCity

Kickoff Return For Touchdown

1	Jakeem Grant vs. Minnesota	2012 Meineke
1	Reginald Davis vs. Arizona State	2013 Holiday

Longest FG

52	Alex Trlica vs. Minnesota	2006 Insight
50	Clinton Greathouse vs. Iowa	2001 Alamo

TOTAL OFFENSE

Most Points Scored

24	James Gray vs. Duke	1989 All-American
24	Byron Hanspard vs. Air Force	1995 Copper
18	Bobby Cavazos vs. Auburn	1953 Gator
18	George Smith vs. North Carolina	1972 Sun
18	Jakeem Grant vs. LSU	2015 Texas

Most Offensive Plays

73	Graham Harrell vs. Virginia	2007 Gator
69	Patrick Mahomes II vs. LSU	2015 Texas
64	Graham Harrell vs. Mississippi	2008 Cotton
62	Sonny Cumbie vs. California	2004 Holiday

Most Yards

514	Sonny Cumbie vs. California	2004 Holiday
500	B.J. Symons vs. Navy	2003 Houston
439	Graham Harrell vs. Minnesota	2006 Insight

TEXAS TECH ALL-TIME LETTERWINNERS

--A--							
Abendschan, John	1995-96	Anderson, Phil	1982-83	Bales, J.W., Mg.	1967	Bird, Bront	2007-10
Abrigg, Peter	1999-02	Anderson, Robert	1993-95	Balfanz, Ralph	1937-38	Birdwell, John R.	1944
Acevedo, Gerardo	2009-10	Anderson, Terry	1975-77	Ballard, James, Mgr.	1974-75	Birdwell, Russell	1945-46
Adams, Bo	1994-95	Andre, David, Tr.	1980-82	Ballew, Jess Lee	1942	Birkholz, Chris	1998-00
Adams, Cat	1993-94	Andrews, Dick	1948-49	Banks, Kenneth	1990	Bischof, Hans	1978-80
Adami, Tres	1976-78	Andrews, John	1947-48	Banks III, Paul	2015-16	Bischoberger, Brett	2004-05
Adams, Kirby	1991-92	Anthony, Alton	1950	Banks, Shawn	1992-95	Bishop, Brian	2004
Adams, William A.	1964-65, 67	Anthony, Ben	1932	Barbee, Britton	2007-09	Bishop, Ryan	2001-04
Adams, Bill	1977-79	Anthony, Don	1950	Barber, Don	1956-57	Blackburn, W. E.	1925-27
Adkins, Gregg	1975-77	Anthony, Steve, Mgr.	1982	Barden, Michael	2015-	Black, Clyde	1944
Agan, John Alvin	1963-65	Arbubaktr, Hasson	1981-82	Barfoot, Clayton	1936-37	Blackshear, Rodney	1987-91
Agoucha, Bobbie	2010	Ardoin, Ty	1995-98	Barginear, Wayne	1964-65	Blair, Roy	1961
Aguilar, Michael	2010	Arista, Danny	1988	Barker, Brian	1992	Blanda, Peter P.	1941
Akamnonu, Madison	2016-	Arledge, Richard	1975-77	Barksdale, David	1986	Blanton, Charlie	1954-56
Aldridge, Kerm	1936	Armour, Anthony	1992-93, 95-96	Barlow, Joe	1934-35	Bluntzer, Bob	1952
Aleman, Josh	2005-06	Armstrong, Sonny	1961-62	Barnard, Chas. F.	1937	Bloxom, Tom	1974
Alexander, Antwan	1997-00	Arnold, Jim	1967	Barnes, Jalen	2014-	Boatwright, Mark, Tr.	1981-82
Alexander, Chuck	1981-83	Artebrun, E. F.	1950-51	Barnes, Joe	1971-73	Bolch, Bill, Mgr.	1972
Alexander, Moody, Mgr.	1952-54	Atoe, Sam	2014-15	Barnes, Mike	1975	Bomar, Jerry	1974-75
Alford, Gene	1925	Austin, Don	1940-42	Barnes, Zach	2013, 2015-	Bonds, Doug	1989
Alford, Larry	1967-68	Austin, Zach	2014-	Barnett, Bill	1943	Bongo-Wanga, Loliki	2002-03
Allamon, Kyle	1996, 98-99	Avent, John	1965-67	Barnett, Gene V.	1937-38	Booe, Jackie	1965-66, 68-69
Allbright, W. T.	1940-42	Awe, Micah	2012-15	Barney, Phil	1969-71	Bostick, Thurman	1937
Allcorn, R. V.	1955-56	Aycock, Greg	2003-05	Barr, Aundrey	2010-11	Boswell, Roland	1984-85
Allen, Bobby	1966-68	Aycock, Ryan	2000-03	Barrington, Paul	1951-52	Bothwell, Bill	1975-76
Allen, Charles	1948-49	Ayers, Ross	1930-32	Barron, Mickey	1958-59	Bounds, Mark	1991
Allen, Curtis	1930	Aylor, Scott	1991-94	Barron, Vernon	1950-53	Bowdre, David	1983-84
Allen, Dakota	2015			Bartee, Eric	2001-02	Bowles, Don, Mgr.	1983-86
Allen, Dennis	1971-73			Bartel, Gary	1972-74	Bowman, Andrew	2012
Allen, Kisean	2015-			Barton, Brent	1989-90	Bownds, Reagan	1995, 97-99
Allen, Peter	1990-93			Barton, Raymond	1932-33	Box, Sammy, Tr.	1977-80
Allen, Scott	1990-91			Bass, Jeff, Tr.	1977-78	Boyd, Marcus	2000-03
Allen, Willie	1976			Bass, Sheldon	1994, 96	Boyd, Russ, Tr.	1976-78
Allison, Jimmy	1957			Batch, Baron	2006, 2008-10	Boyer, Gary	1952-54
Allison, Rodney	1975-77			Bates, Brent	1980	Boysaw, Ricky	1984-87
Alston, Demetrius	2013-15			Bates, Ricky	1973-75	Bozeman, Randy	1981-83
Amaro, Jace	2011-13			Batson, Cameron	2014-	Bradham, Parker	2013
Amendola, Danny	2004-07			Baty, Gaines	1970-72	Bradshaw, Calvin	2004
Amerson, Glen	1958-60			Baugh, David Lynn	1964-66	Bradshaw, R. D.	1952-55
Amonett, Randy, Mgr.	1974-75			Baughman, Erik	2016	Brandon, Vincent	1991
Amonett, Thayne	1940-41			Baze, Winfred	1934-35	Branson, Leland, Tr.	1982
Anderson, Donny	1963-65			Bean, Gerald	1982, 1985	Brawner, Judson	1948-49
Anderson, Eddy	1985-88			Bearden, Bob	1965	Brenner, David	2013-15
Anderson, L. Don	1943			Beauchamp, J. V.	1933-35	Brenner, Wich	2000-03
Anderson, Lamont	1999-02			Beavers, Dusty	1992-93	Breuer, Lou	1966-68
				Beery, Charlie	1973-74	Brewer, Michael	2012-13
				Beicker, James	1973	Brewer, Robert	1943
				Bechtol, Hubert	1943	Briggs, Derrick	1998-00
				Bell, Javon	2012	Brinker, Brik	2007-09
				Bell, Jerry	1957-58	Brinkley, Sylvester	2004-05
				Bell, Leroy		Brisco, Michael	1989
				Benefield, Mike	1996	Britton, Edward	2006-09
				Bennett, Jimmy	1967-69	Brixey, Jeryl L.	1985-86
				Bentley, Gene	1956-58	Broadfoot, Hal R.	1954-56
				Berlinger, Angel	1976	Brock, Bryan	1984
				Bernwanger, Brian	1971-73	Brock, Jim	1958-60
				Bergman, Kim	1973-75	Brooks, Charles	1952
				Best, Robert	1969-71	Brooks, Donny	1991-93
				Bethel II, Nigel	2014-15	Brooks, Jordyn	2016-
				Biggurs, Charlie	1990-92	Brooks, Tyrone	1993
				Bingham, Francis	1939-41	Brosseau, Tom	1972
				Bingham, Park	1972	Brothers, Buddy O.	1928-30

--B--



▲ RODNEY ALLISON

CONTENTS

RED RAIDERS

STAFF

'16 REVIEW

HISTORY

RECORDS

TEXAS TECH

TEXAS TECH ALL-TIME LETTERWINNERS

Broussard, Jamall	2000	Callahan, J.R.	1941-42	Clark, Le'Raven	2012-15	Cowan, Boyd	1985-88
Brown, Baylen	2013-16	Callaway, P. C.	1925-26	Clark, Tracey	1992	Cox, George	1966-67
Brown, Dale	1979, 1981, 1983	Callis, Andrew	1997	Clecker, James	1945	Cox, T. M.	1943-45
Brown, Darwin	1996-98	Calvert, Denis		Clemmons, Jason	1992-93	Crabtree, Michael	2007-08
Brown, David	1950-52	Campbell, Cliff	1974	Cline, Bobby	1957, 59-60	Craig, Stephen	1993
Brown, Fred	1943-47	Campbell, Chris	1976-77	Close, Bobby	1949-51	Crain, Alton	1992-94
Brown, James, C.	1937	Campbell, Cody	2001-04	Close, Edgar	1931	Crawford, Aaron	2007-11
Brown, Jody	1993-96	Campbell, Dave, Mgr.	1979-81	Cluff, Ron	1982	Crawford, Bob	1933
Brown, Joe	1966-68	Campbell, Doug	1954-56	Coats, Jack	1942-46	Crawford, Dorian	2013-14
Brown, Ross	1948-49	Campbell, John, Mgr.	1981-82	Cobb, Daniel	2010-12	Crawford, Pat	1948-49
Brown, Steve, Tr.	1970-72	Campbell, Richard	1966, 68-69	Cockburn, Jackie	1948-52	Crawford, Tim	1982-85
Brown, Sylvester	1974-76	Cannon, Dempsey	1935-36	Cockrell, Joe	1983	Crenshaw, Ray	1947
Brown, Tony	1990-91	Cannon, Douglas	1961-62	Cockrum, Keith	1996-99	Crews, George	1952
Brown, Tony	2015-	Cantrell, Dylan	2013-14, 2016-	Cole, Ansel	1983, 1985	Crews, J.J.	
Brown, Wm. L.	1939-40	Cappleman, Edgar	1926-29	Cole, Curt	1979-81, 1983	Crider, Richard	1954-55
Browning, David	1969-71	Capps, Gene	1948-49	Cole, Floyd	1957-58	Crisp, Keith	1991
Browning, James P.	1943	Caraway, Doyle	1940-42	Cole, Kevin, Mgr.	1984-87	Crisp, Jamaal	1998
Browning, Jess L.	1935-36	Carmichael, Jimmy	1971-73	Coleman III, Douglas	2016-	Criswell, Marty	1970
Browning, Leslie	1934-36	Carona, Donnie	2008-11	Coleman, Hunter	2005	Crites, Harold	1929-32
Broyles, Bobby	1948-50	Carpenter, Beau	2011-13	Coleman, Marcus	1992-95	Crocker, Don	1970
Bruce, Joe	1954-55	Carpenter, George	1949-50	Coley, Michael	2015-16	Crombie, Jeff	1978-81
Bruff, Travis	2016-	Carpenter, Hurley	1925-28	Collier, Blake	2006-07	Crossley, Lewis	1950-52
Bryan, Bill	1952-54	Carr, Steve	1989-92	Collier, Cole	2015-16	Crosson, Harold	1941-42
Bryan, Walter	1953-54	Carrell, John	1963-65	Collingsworth, Justin	1996-98	Crow, M. J.	1942
Bryant, Dewayne	1993	Carruth, Erik	1996-98	Collins, Chad	1984	Cudd, Warren	1941-46
Bryant, George Marc	1964-66	Carter, Brandon	2006-09	Collins, Jim	1955	Culpepper, Will	1997-00
Bryant, Ted, Tr.	1980-82	Carter, Carl	1982-85	Cones, Tommy	1972-74	Cumbie, Sonny	2002-04
Brydon, Jonathan	2009-10	Carter, Charles	1952	Conley, James Bud	1949-50	Cunby, Keith	1996
Bucy, Rusty	1999-00	Carter, James	1949-50	Cook, Cliff	1972	Cummings, Billy	1978-80
Buell, Harold	1974-76	Carter, Jeff	1988	Cook, Phil	1950-51	Cummings, L. M.	1978-80
Bufkin, Costin	1944-45	Carter, John	1992	Cooper, Eric	2000	Cummings, Ted	1946
Buford, Maury	1978-81	Cartwright, Robby	1996-98	Cooper, Justin	2012	Cunningham, Wilbert	1975-77
Bullitt, Terrance	2010-13	Case, Harry	1970-72	Cooper, Randy, Tr.	1974-76	Curfman, Leonard	1932-34
Bunton, Marcus	2005-07	Castaneda, Robert	2015	Copeland, Jeff	1977-79	Curfman, Raymond	1936-37
Buntyn, Bobby	1993	Caudle, Craig	1980-82	Cordell, J. R.	1951-52	Curtis, Kevin	1998-01
Burchett, Brien	1999	Caughlin, Robert	1977-78, 1980	Corker, Shawn	2011-14	Curtis, Trey	1991
Burden, Greg	1988-90	Cavazos, Bobby	1951-53	Corley, Davis	1970-72		
Burge, Landon	2007	Cavazos, Dick	1949-50	Corley, Vaughn	1926-28		
Burke, Bill	1955	Cavazos, Sone	1994-96	Corn, Roger	1992-93	--D--	
Burke, Paul	1993	Cecil, James	1964-65	Cornelius, Samuel	1963-64	Dailey, Bill	1925
Burley, Ecomet	1972-75	Cecil, Toby	2000-03	Costas, Nick	1973	Dale, Bouvier	1985-87
Burnett, Larry	1972-73	Chafin, Greg	1981	Costilla, Brant	2012	Daniels, Charles	1939
Burns, Austin	2006-09	Chambers, Sid	1982-85	Countryman, Stan, Tr.	1977-78	Daniels, H. L.	1961-63
Burns, Chris	1986, 1988	Chance, Andy	1991	Coutee, Keke	2015-	Daniels, Tony	1993-94, 96
Burns, George	1976-77	Chandler, Corey	1994, 95-97			Darden, Tony	1994, 95-97
Bush, Dartwan	2010-13	Chandler, Damian	2001				
Bushong, Bruce	1969-71	Chandler, Freddie	1973				
Bustin, Ryan	2012-14	Chapman, Miles	1937				
Butler, Eric	1994-97	Charbonnet, Daniel	2006-08				
Butler, Tony	1967-68	Charbonnet, Taylor	2008-09				
Butts, Aubrey	1933	Chase, Joe	1983, 1985				
Buzzard, Danny	1981-84	Cheatham, Earnest	1974				
Byers, Ronald	1981-84	Cheek, Harris	1937-38				
Byerly, Daylon	1974	Chernosky, Maurice	1936-37				
Byrd, Fred	1935	Cherry, Randall	2002-05				
Byrnes, Shawn	2006-09	Chester, Alex	2011-12				
Byron, Dean	1960-62	Chidozie, Dion	2010				
		Christensen, Lennard	2000-02				
		Christian, Daniel	2004-05				
		Clark, Adrian	1932-34				
		Clark, Jim	1950				
		Clark, Kyle	2011				

--C--



▲ KEVIN CURTIS

TEXAS TECH ALL-TIME LETTERWINNERS

Darnell, Randy	1981	Duncan, Leonard	1978-80	Evans, Ricky	1973	Furgerson, Tom	1971-73
Darr, Gene	1965-67	Duncan, W. Doug		Everett, Eric	1984-87	Fyfe, Kramer	2012-14
Darr, Jewell	1930	Dunn, Shane	1994-96				
Dauphine, Corey	2016	Duniven, Tommy	1974-76				
David, Robert	1967	Dupre, Larry	1976-77				
David, Stan	1981-83	Durden, Tony	1984, 1986-87	Falemi, Olaoluwa	2012-13	Gaines, J.J.	2012-15
Davis, Cody	2000-02	Durham, Giorgio	2011	Farrar, Frank	1950	Gaines, Stephen	1992-93
Davis, Cody	2009-12	Durham, Jack	1928-31	Farris, Ervin	1985-88	Gallington, Deveric	2009-2012
Davis, Glenn, Tr.	1975-78	Duval, Charles	1934-36	Farris, Pat	1941	Gandy, Dylan	2001-04
Davis, Greg	1975-77	Duvall, Jason	1988-91	Farst, Mike	1977	Gann, Ricky	1982-84
Davis, Hollis	1951-52	Dvoracek, Charlie	1939-41	Fehoko, Breiden	2015-16	Gantt, Robert	1967
Davis, Jon	1992-94	Dyas, Harry	1991	Fehoko, Sam	2008-10	Garcia, Jesse	1980-81
Davis, Jordan	2012-	Dyer, Jim	1968-70	Fehoko, V.J.	2014	Garcia, Joe	2004-07
Davis III, Reginald	2013-16	Dyer, Tom	1973-74	Feldt, Blake	1980-82	Gardenhire, Tal	1985
Davis, Scott	1982-85	Dykes, Jimmy	1954-55	Felton, Demarcus	2015-	Gardner, John	1972-74
David, William D.	1927-29			Felton, Eric	1975-77	Garland, Stoney	1997
Dawson, Keyunta	2003-06			Felux, Pat	1973-75	Garner, Bobby	1948-50
Dawson, Wayne	1982-84			Ferguson, Ronald	1989-90	Garnett, Isaac	1985-88
Dees, Blake	2011-13			Fewin, Hugh	1954-56	Garrett, Luther Ray	1963
DeLagerheim, Mike	1990			Fiebigler, Jerod	1993-95	Garrison, Jerry	1960-62
Dellinger, Floyd	1957-58			Field, Brady	1992	Gatewood, Robin	1981
DeLoatche, Darren	1989			Fielder, Ric	1997-98	Gaulding, Jacke	1952
Dennison, Fussell	1925			Fikes, Jay	1954	Geddie, Ralph	1946-47
Denton, Jeff	2002			Fikes, Ralph	1925	Gerlich, Bryan	1988-91
DePasquale, John	1998-00			Filani, Joel	2003-06	Gesch, Mark	1978-80
Derryberry, Mike	1987-89			Finau, Tomi	2000	Gettys, Marshall	1946-49
DeWitt, Howard	1926-28			Fincannon, Mark	1968-70	Giddens, Brian	1997-00
Dewhurst, Brett	2008-11			Fisher, Aaron	2010-13	Gilbert, Brad	1939
Dillion, Jack	1943-45			Fite, Joe	1995-97	Gilbert, Craig, Tr.	1972-73
Dixon, Charlie	1955-57			Fitzgerald, Scott	1991-94	Gilbert, Larry	1965-67
Dixon, Derrick	2014-15			Fitzhugh, L. W.	1952-53	Gilbreath, Byron	1940-42
Dixon, McKinner	2005, 08			Fitzpatrick, John	1974	Giles, Jamie	1978-80
Dodd, Billy	1939			Flannel, Jared	2008-11	Giles, Jonathan	2015-
Dodds, Ray Gene	1948-49			Flowers, Larry	1976-79	Gill, Jamie	1988-91
Doeg, Seth	2009-12			Flugence, Lawrence	1999-02	Gill, Kenneth	1963-65
Doiron, Gary	1968			Flushe, Raymond	1938-39	Gill, Roger	1961-63
Donahue, Ryan	1993-96			Ford, Rocky, Mgr.	1986	Gillespie, Campbell, Tr.	1979-80
Dooc, C. A.	1930			Ford, Steve	1981	Gilley, T. L.	1938-39
Dorris, Derek	1997-00			Ford, Will	2009-10	Gillenwater, E. W.	1942
Dorough, Armon	2002			Fortenberry, Rashad	2012-14	Gilmore, Braxton	1933-34
Doss, Gene W.	1950			Fortner, Elmer	1933-34	Gilmore, Lonzell	2016-
Douglas, Brandon	2004-05			Foster, Dee	1992-94	Gimmell, James	1945
Douglas, Cornelius	2009-12			Foster, Robert	1961-62	Gladson, Charles	1962-64
Douglas, Don	1952-53			Foster, Sadale	2012-13	Glover, Nehemiah	2001-04
Douglass, Tom	1939-41			Foster, Tanner	2010-11	Godeke, Harry F.	
Dove, Marc	1969-71			Fowler, Clovis		Goff, Charles R.	1949
Dowdy, Bruce	1968-70			Fowler, Cory	2006-08	Golden, Gary	1966-68
Dowell, G. C. (Mule)	1932-34			Fox, Denton	1967-69	Graham, Charles R.	1963-65
Doyle, Wells Thomas	1963-64			France, Lawrence	1930-31	Graham, Lonnie	1954-56
Drye, Carrol	1949-50			Francis, Carlos	2000-03	Grammer, Kelly	1980
Dubiski, Brian	1988-91			Franks, Jacoby	2008-11	Grane, Grady	
DuBose, Bill	1988-90			Fraser, George	1959-61	Grant, Jakeem	2012-15
DuBuc, Matt	1993-96			Frasure, Jim	1973-74	Grantham, Terry	1974
Duckett, Adell	2001-04			Frazier, Greg	1976-77	Graves, Frank	1950-51
Dudley, David	1974-75			Freeman, Claskel	1992	Graves, Pearlie	2010
Dudley, Don	1943-44			Freeman, Roger	1966-68	Gray, Don, 1950	1952-53
Dudley, Norman	1954-55			Frisbie, Duke	1954-57	Gray, James	1986-89
Duffie, Tim	1996-99			Fromm, Ulysses	1925	Gray, Jonathan	1997-99
Duke, Charles				Fulks, Walter	1931	Greaser, Jaret	1995-98
Duke, Richard H.	1951			Fuller, Bob	1964-65	Greathouse, Clinton	2000-02
Duncan, Brian	2007-10			Fuller, Cody	2002-04	Green, Dick	1929
Duncan, Jesse Robert	1939-41			Fuller, Lance	2005-08	Green, Pat	1952-53
				Fung, Donald	1951-52	Green, Robert	1948-49

TEXAS TECH ALL-TIME LETTERWINNERS

McCann, Ivory	2001-02	Marek, Jodie	1938	Moore, Chad	1954	Neboh, Eugene	2010-12
McClellan, J. C.	1948	Marquez, Bradley	2011-14	Moore, Charles	1955-57	Neill, Jim	1936
McClelland, Paul	1998-01	Maroney, Rusty	1978-80	Moore, Danny	1991	Neill, David	2008-11
McCorkle, Andre	2009-10	Marr, Paul	1928	Moore, Darrin	2010-12	Nelson, Brian	1975-78
McCormick, Matt	2000-01	Marshall, Donald	1990-93	Moore, Gary	2014-16	Nelson, Justis	2013-16
McCowan, Jeff	1979-80, 82-83	Martin, Dan	1998-99	Moore, Joe	1952-53	Nelson, Minor	1953-56
McCoy, Zeno	1999-00	Martin, Jimmy	1948	Moore, Kevin	2016-	Nesbitt, Roger	1957-58
McCright, Gary	1975-77	Martin, Larry	1977-79	Moore, LaRon	2007-10	Newbold, LaDarius	2013-14
McCullar, Kevin	1996-98	Martin, Malcolm	1932-33	Moore, Lee	1990	Newby, Hi, Mgr.	1981
McCurry, Dorrell	1946-48	Martin, Mitchell	1990	Moore, Mike	1991-93	Newsome, Edwin	1978-79
McCurry, Lonnie	1938-40	Martin, Ralph	1953-54	Morales, Alfredo	2012-15	Newton, Tom	1969-70
McCutchen, Doug	1970-72	Martinez, Homer, Mgr.	1979-81	Morales, Tony	2015-	Nixon, Thierry	2013-16
McCutchen, Shae	1999	Marusak, Dean	1985-88	Morgan, William, Tr.	1985-88	Nichol, David	1999
McDaniel, Terry	2009-12	Mashburn, Josh	1996	Morren, Perry	1982-84	Nichols, Murry	1931
McDermand, Wayne	1968-70	Massey, Barton	1951-53, 1956	Morris, Byron	1991-93	Nichols, Steve, Mgr.	1977
McDowell, Anthony	1988, 91	Mathiasmeier, Tom	1987-89	Morris, Eric	2005-08	Nichols, Walker	1933-35
McElrath, Keland	2014-15	Mathis, Larry	1984-85	Morris, G. B.	1933-34	Nickerson, Brent	2006-09
McElroy, D. M.	1932-34	Matulich, Joe	1967-69	Morris, Gale	1952	Nickerson, Trent	2009
McEntire, Charles	1960-62	May, David	1968-70	Morris, Michael	1978	Nicklaus, Winfield	1925-27
McFadden, Steven	1997-98	May, Jason	1999-01	Morris, Sammy	1999	Nicolle, Mike	1971
McFarland, David	1988-90	May, Ralph	1949	Mosley, Henry	1937	Nitschmann, Seth	2003-04, 06
McGill, Jamequinlon	2005	Mayfield, Baker	2013	Mosley, James	1971-73	Nixon, Freddie	1989
McGinnis, Gathan	2000-03	Mays, Derrick	2010-13	Mosley, James	1985-88	Nixon, Jamie	1986
McGowen, James	1984-85, 87	Medin, Wayne	1954	Moss, Ted	1946	Nixon, Walter	1929
McGuire, Clay	2001-04	Meeks, Vincent	2002-05	Moughon, John	1948, 50-52	Norman, Joe	2000-02
McGuire, Cody	1994-97	Melcher, Monty	1986-87	Moyers, R. W.	1945-46	Norman, John	1997-00
McGuire, Monte	1984, 1986	Mellott, David	1974-76	Moylan, Jim	1966-68	Norman, Tim	2002-03
McHenry, Metrick	1993	Melton, Buster	1943	Mueller, Sid	1971	Northam, M. C.	1954-57
McIntire, Jim	1981-84	Mercer, Ronnie	1969	Mullins, Larry	1959-61	Norse, Cecil	1944-46
McKeever, Ed	1932-34	Merrell, Cecil	1935	Munlin, Foy	2000-02	Norwood, Pete	1967-69
McKenzie, Malcolm	1994-97	Merritt, Mickey	1965-66	Murphy, A. B.	1936-38	Nunez, Talor	2014-
McKinley, Verone	1992-95	Meyers, Robert	1959-60	Murphy, Henry	1930		
McKinney, Doug	1982-85	Midkiff, Bo, Tr.	1979-81	Murphy, Jason	1991		
McKinney, Jeff	1977-80	Milam, Jeremy	2000-02	Murphy, Justin	2015-16		
McKinney, Rodney	2001-02	Mileur, Travis	1976-78	Murphy, Ross	1974		
McKnight, E. J.	1938-40	Miller, B. H.	1925	Myers, Rufus	1973-75		
McKnight, Maxey	1941-42, 46	Miller, Danny, Tr.	1979-81	Myles, Byron	1992-93		
McLelland, Bill	1963	Miller, Greg	1981				
McMeans, Joe	1981-84	Miller, Mike, Mgr.	1972-74				
McPherson, Bill	1952	Miller, Tony	1992-93				
McRoy, Ben	2010-2012	Milliken, Kenneth	1960-62				
McSwane, Douglas	1945, 48-50	Millsapps, Jerry	1952				
McWhorter, Terry	1964-66	Mitcham, Brent	2013-14				
McWilliams, W. D.	1929-30	Mitcham, Raymond	1953-55				
Mack, Jacarthy	2015-16	Mitchell, Derrell	1992-93				
Mack, Johnnie	2003-04	Mitchell, Jack, Tr.	1974-76				
Mackey, Leon	2011-12	Mitchell, Kelly	1961-62				
Madison, Tevin	2014-16	Mitchell, Mike	2015				
Madison, Wm. C.	1949-52	Mitchell, Roland	1983-86				
Mahan, Richard	1960-62	Mitchell, Stacy	1994-96				
Mahler, J. B.	1948	Mitchem, Franklin	2008-10				
Mahomes II, Patrick	2014-16	Mock, Mike	1975-77				
Mahoney, Greg	1976-77	Moffett, Milton	1930-32				
Maisel, Harland	1982-83	Mohon, Jere Don	1958-60				
Majonado-Mwamba, Patrice	2003-04	Molinare, Larry	1969-71				
Malbrough, Anthony	1997-99	Monaco, Eddie	1977-79				
Mallery, Marc	1985	Monroe, Bill	1974				
Malone, Bill Price	1962-64	Monroe, Gary	1972-74				
Maloney, Walter	1947-48	Monroe, Robert	1998				
Maltby, Jay	1930	Montgomery, Tom E.	1944				
Mancillas, Bingo	1990-93	Mooney, Bob	1968-70				
Manyweather, Anthony	1989-90	Mooney, Ed	1966-67				

-N-

Nabors, Rafe	1939-40
Nabors, Roland	1946-47
Napper, Charles	1969-71
Nash, David	1983-84
Naughton, Chris	1989-90
Naziruddin, Khalid	2004-05
Neas, Mark	1990

-O-

O'Block, Buckley	1991
O'Brien, Mike	1971
O'Connor, Robert	1939-40
O'Grady, Bill	1949-51
Odiome, Charles	1986-89
Odom, James	1952-54
Odom, Johnny	1969-71
Ofor, Bennett	2013
Okafor, Emeka	2015
Okafor, Mickey	2008-11
Olbert, Mark	1978-80
Oliver, Barney	1967-69
Olumua, Bristol	2004-05



▲ RYLAN REED

TEXAS TECH ALL-TIME LETTERWINNERS

Schmidt, Don	1954-56	Smith, Ethan	2015	Stoffels, Clint	2007-08	Thurman, Tyrone	1985-88
Schmidt, Wesley	1974-75	Smith, Eugene	1925-26	Stone, Nathan	2007-09	Tidwell, Bennie	1945
Schneider, Bill, Tr.	1979-81	Smith, George	1972-73	Stone, Tim	1956-57	Tillery, Clarence	1939-41
Schrader, Bruce, Tr.	1982-84	Smith, Jabari	2003-04	Storrs, C.L.	1939-40	Tillman, Andre	1971-73
Schuglen, Bob	1954-55	Smith, Jesse	1984-86	Stratton, Brock	2003-06	Tillman, Bill	1951
Schwertner, Danny	1985-86	Smith, Joe H.	1942, 46-47	Streater, Doug	1977	Tillman, Kellen	2005-07
Scurllark, Merv	1984-86, 1988	Smith, Marcus	2014-15	Stringer, Brayden	2016-	Tinsley, Kelly	1974
Scott, Ken	2003-06	Smith, Mike	2001-04	Strong, Ryan	1988	Tipton, Larry	
Scott, Prince	1938-40	Smith, Roderick	1982-83	Stumbo, Allen	1965-66	Tisdale, Olan	1976-78
Scovell, Dupree	2001-03	Smith, Roger	1940-41, 46	Struver, Ike	1948, 1950	Tittle, Matt	1997-98
Scovell, Field	1994-96	Smith, Scott	2010-11	Strickland, Ed	1957, 1959-60	Todd, Chris	2006
Scovell, John	1965-67	Smith, Timmy	1983-84, 86	Sullins, Payne	2015-	Toliver, Duane	1998-99
Scovell, King	1998-01	Smith, Troy	1981-84	Sullivan, Carroll	1968	Toliver, Sam	1988
Seals, Ronnie	1992-93	Smith, Wayne, Mgr.	1952-54	Swafford, Nancy, Tr.	1985-88	Toliver, Billy Joe	1985-88
Sears, Mike	1974-76	Smith, Will	2012-2013	Swann, Alan	1978	Tollett, James, Mgr.	
Sears, Shane	1987-90	Smitherman, George	1978-80, 81	Swift, Calvin	1929	Toman, Scott	1986-87
Seat, Gary	1966-67	Smitherman, Jesse	2010-11	Swindall, Tramaïn	2008-11	Torres, Alexander	2009-12
Seay, Mike	1959-60	Snider, Blake	2013	Symmank, Taylor	2013-15	Toogood, Keith	2003-06
Seeman, Gerald	1957-58	Snodgrass, Bill Jo	1944	Symons, B.J.	2001-03	Traylor, Kevin	1989
Segrist, Scott	1985-88	Solis, Oscar	1996-99			Treece, Robert	2001-02
Selfridge, Gary	1957-59	Sollis, L.J.	1932-33			Treybig, Mike	1973
Selmon, Thomas	1984	Sonier, Tyrone	2008-11			Tribble, Lester	1931-32
Sesay, Brandon	2008	Sowden, Bob, Mgr.	1971-72	Tadlock, J.H.	1929	Tripper, Carl	1954
Session, Fletcher	2003-06	Sowell, Ronnie	1967-68	Tadlock, Travis	1976-77	Trlica, Alex	2004-07
Shafer, Chris	1987-88	Spears, Lewis	1936	Taliaferro, Kim	1976-78	Trostle, Nevin E.	1925
Shaha, Bill	1961-63	Speer, Randy	1963-66	Taliaferro, Loyd	1937	Tucker, Bryan	1989, 1991
Shahan, Arthur	1944-45	Spinks, Brad	1993-96	Talkington, Bart	1987-89	Tucker, Dennis	1964-65
Shain, Toby	1999-01	Spinks, Jack	1954-55	Talkington, Ken	1958-59	Tucker, Phil	1965-67
Shanks, Ed. Jr.	1940-41	Spinks, Rick	1952-54	Tanner, Chris	1983-86	Tucker, Stuart	1971-72
Sharpe, Brandon	2008-09	Spooner, Victor	1952-54	Tarbox, Elmer	1937-38	Turnbo, Bill	1957-59
Sharpley, Bill	1948-50	Spraggins, Harold	1952-53	Tatom, Buzz	1981-84	Turner, Bake	1959-61
Shawver, Tommy	1954-55	Sprague, Gerald	1938	Taylor, Billy	1974-77	Turner, Corey	1995-96
Shearer, Calen	2005-06	Sprinkles, Kevin	1986-89	Taylor, Donnie	1993-94	Turner, Godfrey	1976-78
Sheffield, Louis	1988-91	Sprouse, J.T.	1996	Taylor, Christian	2016-	Turner, Jerry	1965-67
Sheffield, Steven	2007-10	Stafford, Bob	1957-58	Taylor, Freddie	1977	Turner, Jim	1950-52
Shields, Keith	1993	Stafford, Dick	1959-60	Taylor, James Burl	1944	Turner, Lacy	1931-32
Shepars, Ernie	1970	Stafford, Richard	1960-61	Taylor, Tony	1985	Turner, Marquis	2000, 02-03
Sherry, Tommy	1954-55	Stahmer, Joe	1994-97	Teague, Abner F.	1939-41	Turner, Tommy	1960
Shimonek, Nic	2015-	Stallings, Bill	1948	Teal, Bill	1931-32	Turner, Walter	1980
Shipley, Jerry	1964-65	Standefer, Mike	1981	Tecklenburg, Kerry	1982-83	Tyler, Greg	1978-80
Shipley, Kyle	1996-99	Standifer, Dick	1942, 1946	Terrell, Anthony	1997-01		
Shuler, Allen	1960-62	Starr, Larry	1992-93	Terry, Mack	1952		
Shorts, Quan	2016-	Stawarz, Paul	2016-	Testaverde, Vincent	2014		
Shuler, Gary	1971-72	Steamer, Jervis	1989	Thacker, George	1954		
Shussler, Fred	1974-75	Steele, Terence	2016	Thiel, Kenny	1975-76		
Sides, James	1952-55	Stephens Jr., Eric	2009-12	Thomas, Andrew	1977-79		
Simmons, Clifford	1929-30	Stephens, Willie	1976-79	Thomas, Bart	1992, 1994		
Simmons, Delvon	2011-12	Stemes, Kenneth	1981-82, 1984	Thomas, Jabbar	1993-94		
Simmons, Jamie	1986-89	Stevens, Charles, Tr.	1979-81	Thomas, Lucien			
Simmons, King	1984-85	Stevens, Roy	1926	Thomas, Mychealon	2016-		
Simpson, Charles	1983-84	Steveson, Calvin G.	1947-49	Thomas, Poet	2015		
Singley, Tim	1985-87	Stewart, Austin	2012-14	Thomas, Willie	1974, 1976		
Slaughter, Brent	2003-06	Stewart, Charles	1968-70	Thomas, Zach	1992-95		
Slay, Dwayne	2004-05	Stewart, Jackie	1967-68	Thompson, Carlos	2013		
Smetona, Ian	2003-05	Stewart, Wayne, Tr.	1972	Thompson, Clarence	1962-64		
Smith, Anthony	2013-14	Stice, Luke	2016	Thompson, J. W.	1947-48, 1950		
Smith, Bailey	2016-	Stickles, David	1985-87	Thompson, Joe L.	1943-47		
Smith, Carl	1946	Still, Charles A.	1934	Thompson, John Vern	1951-53		
Smith, David	1980-81	Stinnett, Anthony	1990-91	Thompson, Kenneth	1954		
Smith, Desmond	2016-	Stinson, Lemuel	1984-85, 1987	Thompson, Luke	1944-48		
Smith, Doug	1965	Stockton, Jerry	1957-58	Thorpe, Brandon	2014-		
Smith, Edwin	1935-37	Stockton, Justin	2014-	Threweatt, Fred	2002-05		

--T--

--V--

--W--

TEXAS TECH ALL-TIME LETTERWINNERS

Walker, Cody	1994	Watts, Ted	1978-80	Whitehead, Billy Joe	1944	Windom, Clyde	1964
Walker, Daryl	1987	Waygood, Don	1954-55	Whitfield, Ken	1986-89	Windom, Eddy	1967-69
Walker, Grant	2006-07	Weatherall, Phil	1978	Whitley, E.J.	2002-05	Wingo, Matt	1988-91
Walker, Harry	1943	Weatherspoon, Stephon	1989-90	Whitlock, Colby	2007-10	Winkler, Bernie	1943, 1945-47
Walker, Jerry	1952-55	Weaver, Fred	1958-60	Whitman, Wes	1980	Winn, Marlon	2006-09
Walker, Jim		Weaver, Gilbert, Tr.	1958-60	Whitney, Chris	1994-97	Winn, Tim	1997-99
Walker, Kevin	1988	Webb, Davis	2013-15	Whitsell, Brent	1985	Winston, Clifton	1986-89
Walker, Levi	1927-28	Webb, George L.	1937-38	Whitted, Bill	1951-52	Wright, George	1935-36
Walker, Ransom	1925-28	Webb, Tommy	1986-89	Wickware, Damon	1991-94	Winters, George	1948-49
Walker, Sammy	1988-90	Weber, Art	1940-41	Wiggington, S. D.	1934-36	Witucki, Bob	1958
Walker, Todd	1994-95	Webster, Walter	1940	Wilborn, Michael	1998	Womble, Greg	1983
Walker, Todd	2005-06, 08	Weeks, Mike	1970-72	Wildon, Ted		Wood, Kerry, Tr.	1975
Walker, Wayne	1985-88	Weeks, Nolan	1943	Wiles, Jackie	1959-60	Wood, Jeff	1993-94
Walker, Wilson	1935	Weise, Billy	1963-64	Wiley, Anthony	1990-93	Wood, Jon	1989-90
Wall, Jamar	2006-09	Welker, Wes	2000-03	Wiley, Jerry, Mgr.	1958-64	Wooddell, Greg	1977
Wall, Stoney		Wells, Freddie	1980-81, 1983-84	Williams, Albert	1941	Woods, Gernemy	2001-04
Wallace, Allen	1995	Wells, Mike	1978-80	Williams, Bert	1934-35	Woods, Glen, Tr.	
Wallace, Chris	2009	Welton, Charles S.	1950-52	Williams, Brandon	2006-08	Woods, Kahlee	2014
Wallace, Joseph	2016-	Wesley, Antoine	2016-	Williams, Bo, Mgr.	1931-32	Woods, Shannon	2005-08
Wallace, Kenneth	1971-73	Wesley, Arlen	1951, 1953-55	Williams, Bobby	1943, 1946-48	Woodward, Caleb	2016-
Waller, Arlan	2010	Wesley, Dennell	2011-2013	Williams, C. W.	1960-62	Woodward, Darrell	1925
Waller, J. D.	1928-30	Wesley, Jason	2000-03	Williams, De'will	1999	Wooldridge, Floyd	1925-27, 30
Walsh, Charles	1945	Wessels, Greg	1975-77	Williams, Donald D.	1948-50	Woolridge, Charles	1928-29
Walstad, Joe	1976-79	West, Dwayne	1953-55	Williams, Don	1954-56	Worley, Bill	1961-63
Walter, Joe	1981-84	West, J. W.	1935-36	Williams, J.J.	2000-01	Worley, Chad	1991-92
Walter, Ken	1977-79	Westerfeldt, J. W.	1925-27	Williams, Jared	2005	Wright, Billy	1951-53
Ward, Da'Leon	2016-	Wheatley, Russell	1980	Williams, Jimmy	1975-77	Wright, Byron	1992-94
Ward, Dan'Tay	2006	Wheeler, Cody	2016	Williams, Jimmy	1950, 1952-53	Wright, Cameron	2012
Ward, Eric	2010-2013	Wheeler, Dominique	2013	Williams, Kenny	2011-14	Wright, Jess, Tr.	1939
Ward, Keenon	2013-16	Wheelis, Jack	1939	Williams, Kevyn	1982, 1985	Wright, John	1984
Ward, Kevin	1995-96	Whisenhunt, Danny	1980	Williams, Kris	2014-16	Wright, Len	1987-89
Warren, Fred	1967-68	Whitaker, Vernon	1951	Williams, Lance	1998-01	Wyatt, Robert	1999-02
Warren, Gary	1985-87	White, Bill	1948	Williams, Lawrence	1972-74		-Y-
Washington, Broderick	2016-	White, Brad	1981, 1983-84	Williams, Mark	1981-82	Yancer, Robert	1963-65
Washington, DeAndre	2011-15	White, Dean	1951-54	Williams, Matt	2008-10	Yarbrough, Walter	1969
Washington, Lewis	1978-81	White, Dixie	1937-39	Williams, Marlon	2006-09	Yeakey, Chris	2012
Washington, Marcus	1988-90	White, Gilbert A.	1926-27	Williams, Paul	2003, 05-07	Yenzer, Tyler	2005-07
Washington, Mark	1997-00	White, Jeff	1964-65	Williams, Phil	1955-58	Young, Bobby	1954-57
Waters, Bill	1952	White, John	2013-15	Williams, Rex	1937-39	Young, Doug	1964-66
Waters, Greg	1972-73	White, Quincy	1991-92	Williams, Ricky	1997-01	Young, Jack	1948
Watkins, Dennis	1961-62	White Jr., Quinton	2013-16	Williams, Robert L.	1943, 48-49	Young, Jeff, Tr.	1974
Watkins, Mike	1969-71	White, Regan	1954	Williams, Roy	1942-46	Young, Jim B.	1931-33
Watson, Dal	1985-88	White, Rodney	1988	Williams, Sammy	1974-77	Young, Phil	1986-88
Watson, Harold	2000-01	White, Thurman	1943	Williams, Shaud	1999-00	Young, Reagan	1969
Watson, Jerry	1968-70	White, Vic	1980-81	Williams, Stan	1980-82	Young, William	1932-34
				Williams, Tim	1989		-Z-
				Williams, Tyson	2012	Zachery, Jerry	1983, 1985
				Williamson, Bryan	1981-82	Zanios, Jim	1962-64
				Willie, Derrick	2016-	Zeller, Chuck	1972
				Willis, C. C.	1963-65	Zoller, George	1942, 1946-47
				Willis, Danny	1971-73	Zouzalik, Austin	2009-12
				Willis, Richard	1962-63		
				Wilson, Elmer	1951-54		
				Wilson, Ernie	1925-26		
				Wilson, Matt	2013		
				Wilson, Marcus	1992		
				Wilson, Robert, Mgr.	1956-59		
				Wilson, Theodore	1933		
				Wilson, Thomas	1964-65		
				Wilson, Tony	1994		
				Wilson, Wm. Woodrow	1932-34		
				Winbush, Zach	2010-14		



▲ BILLY JOE TOLLIVER

For any corrections or additions, please contact the Texas Tech Athletics Communications office at 806-742-2770 or matthew.dowdy@ttu.edu.

CONTENTS

RED RAIDERS

STAFF

'16 REVIEW

HISTORY

RECORDS

TEXAS TECH

FIRST TEAM ALL-AMERICANS



HERSCHEL RAMSEY
End, 1935



LEONARD LATCH
Offensive Tackle, 1938



A.B. (ABE) MURPHY
Offensive Tackle, 1938



WALTER SCHLINKMAN
Offensive Back, 1945



E.J. HOLUB
Center/Linebacker, 1959-60



DAVE PARKS
Split End, 1963



DONNY ANDERSON
Running Back, 1964-65



PHIL TUCKER
Offensive Guard, 1967



KENNY VINYARD
Place Kicker, 1968



DENTON FOX
Defensive Back, 1969



ANDRE TILLMAN
Tight End, 1973



THOMAS HOWARD
Linebacker, 1976



DAN IRONS
Offensive Tackle, 1977



TED WATTS
Defensive Back, 1980



GABE RIVERA
Defensive Tackle, 1982



TYRONE THURMAN
Kick Returner, 1988



CHARLES ODIORNE
Offensive Tackle, 1989



MARK BOUNDS
Punter, 1991



LLOYD HILL
Wide Receiver, 1992



BYRON MORRIS
Running Back, 1993



ZACH THOMAS
Linebacker, 1994-95



MARCUS COLEMAN
Defensive Back, 1995



BYRON HANSPARD
Running Back, 1996



MONTAE REAGOR
Defensive End, 1998



DWAYNE SLAY
Free Safety, 2005



MICHAEL CRABTREE
Wide Receiver, 2007-08



BRANDON CARTER
Offensive Line, 2008



GRAHAM HARRELL
Quarterback, 2008



RYLAN REED
Offensive Line, 2008



JACE AMARO
Tight End, 2013

ALL-AMERICANS

SECOND TEAM

2015	Le'Raven Clark	Offensive Line
2015	Jakeem Grant	Receiver/Kick Returner
2009	Brandon Carter	Offensive Line
2001	Kevin Curtis	Free Safety
2000	Kevin Curtis	Strong Safety
1998	Ricky Williams	Running Back
1997	Montae Reagor	Defensive End
1995	Marcus Coleman	Defensive Back
1994	Zach Thomas	Linebacker
1993	Byron Morris	Running Back
1992	Lloyd Hill	Wide Receiver
1991	Tracy Saul	Defensive Back
1989	James Gray	Running Back
1980	Ted Watts	Defensive Back
1974	Ecomet Burley	Offensive Tackle
1972	Donald Rives	Defensive Tackle
1968	Don King	Offensive Line
1966	Larry Gilbert	Wide Receiver
1953	Bobby Cavazos	Running Back
1951	Jerell Price	Offensive Tackle

THIRD TEAM

2009	Brandon Sharpe	Defensive End
2008	Louis Vasquez	Offensive Guard
2004	Trey Haverty	Inside Receiver
2001	Lawrence Flugence	Linebacker
2001	Aaron Hunt	Defensive End
1998	Ricky Williams	Running Back
1996	Ben Kaufman	Offensive Tackle
1994	Zach Thomas	Linebacker
1991	Tracy Saul	Defensive Back
1989	Charles Odiome	Offensive Tackle
1986	Brad Hastings	Linebacker
1978	James Hadnot	Full Back
1953	Bobby Cavazos	Running Back

HONORABLE MENTION

1995	Byron Hanspard	Running Back
1985	Carl Carter	Defensive Back
1985	Brad Hastings	Linebacker
1984	Dwayne Jiles	Linebacker
1982	Ricky Gann	Kicker
1980	Renie Baker	Split End
1980	James Giles	Defensive Tackle
1980	Tate Randle	Safety
1980	Gabe Rivera	Defensive Tackle
1980	Ted Watts	Defensive Back
1976	Mike Sears	Offensive Guard
1970	Ken Perkins	Defensive Back
1956	Barton Massey	Center
1954	Claude Harland	End
1954	Jim Sides	Back
1954	Jerry Walker	Offensive Tackle
1953	Bobby Cavazos	Running Back
1953	Jack Kirkpatrick	Quarterback
1953	Jerry Walker	Offensive Tackle
1952	Bobby Cavazos	Running Back
1951	Bobby Cavazos	Running Back
1944	Walter Schlinkman	Running Back
1938	Elmer Tarbox	Half Back

UNANIMOUS

2013	Jace Amaro	Tight End
2008	Michael Crabtree	Wide Receiver
2007	Michael Crabtree	Wide Receiver
1996	Byron Hanspard	Running Back
1995	Zach Thomas	Linebacker
1991	Mark Bounds	Punter

CONSENSUS

2008	Brandon Carter	Offensive Line
1998	Montae Reagor	Defensive Line
1982	Gabe Rivera	Defensive Line
1977	Dan Irons	Offensive Line
1965	Donny Anderson	Running Back
1960	E.J. Holub	Offensive Line

MISCELLANEOUS

2013	Davis Webb, QB	Freshman All-American
2013	Baker Mayfield, QB	Freshman All-American
2012	Le'Raven Clark, OL	Freshman All-American
2011	Jarvis Phillips, CB	Freshman All-American
2009	Cody Davis, S	Freshman All-American
2008	Brian Duncan, LB	Soph. All-American
2007	Michael Crabtree, WR	Freshman All-American
2007	Brian Duncan, LB	Freshman All-American
2007	Colby Whitlock, DT	Freshman All-American
2005	McKinner Dixon, DE	Freshman All-American
2003	Brock Stratton, LB	Freshman All-American
2000	Wes Welker, IR	Freshman All-American
1997	Ricky Williams, RB	Freshman All-American
1991	Scott Fitzgerald, C	Freshman All-American
1991	Shawn Jackson, DE	Soph. All-American
1989	Tracy Saul, DB	Freshman All-American
1986	Brad Hastings, LB	Senior All-American
1984	Calvin Riggs, DE	Soph. All-American
1938	Leonard Latch, OT	Unsung All-Americans

ACADEMIC ALL-AMERICANS



JEFF JOBE
Split End, 1972



MAURY BUFORD
Punter, 1979-80



JEFF MCKINNEY
Linebacker, 1980



CHUCK ALEXANDER
Defensive Back, 1983



TOM MATHIASMEIER
Defensive End, 1989



ROBERT KING
Punter, 1992-93



KEITH COCKRUM
Linebacker, 1999



KLIFF KINGSBURY
Quarterback, 2002



CODY DAVIS
Safety, 2012



PATRICK MAHOMES II
Quarterback, 2016

CONTENTS

RED RAIDERS

STAFF

'16 REVIEW

HISTORY

RECORDS

TEXAS TECH

ALL-BIG 12 CONFERENCE

FIRST TEAM

2015	DeAndre Washington	Running Back
2015	Le'Raven Clark	Offensive Line
2014	Le'Raven Clark	Offensive Line
2013	Jace Amaro	Tight End
2012	LaAdrian Waddle	Offensive Line
2009	Brandon Carter	Offensive Line
	Brandon Sharpe	Defensive End
2008	Michael Crabtree	Wide Receiver
	Darcel McBath	Safety
	Brandon Williams	Defensive End
2007	Michael Crabtree	Wide Receiver
	Alex Trlica	Place Kicker
	Louis Vasquez	Offensive Line
2006	Joel Filani	Wide Receiver
2005	Joel Filani	Wide Receiver
	Taurean Henderson	Running Back
	Jarrett Hicks	Wide Receiver
	Dwayne Slay	Safety
2004	Jarrett Hicks	Wide Receiver
	Danny Amendola	Kick/Punt Returner
	Adell Duckett	Defensive End
2003	Mickey Peters	Inside Receiver
	Wes Welker	All-Purpose/KR
2002	Kliff Kingsbury	Quarterback
2001	Ricky Williams	Running Back
2000	Kevin Curtis	Safety
1999	Kevin Curtis	Safety
	Jonathan Gray	Offensive Line
1998	Montae Reagor	Defensive End
	Taurus Rucker	Defensive Line
1997	Dane Johnson	Defensive Back
	Montae Reagor	Defensive End
1996	Byron Hanspard	Running Back

SECOND TEAM

2016	Patrick Mahomes II	Quarterback
	Jonathan Giles	Wide Receiver
2015	Jakeem Grant	Wide Receiver/Kick Returner
2014	DeAndre Washington	Running Back
	Pete Robertson	Linebacker
2013	Kerry Hyder	Defensive Line
	Le'Raven Clark	Offensive Line
2012	Darrin Moore	Wide Receiver
	Jace Amaro	Tight End
	Kerry Hyder	Defensive End
	Cody Davis	Safety
	D.J. Johnson	Defensive Back
2011	LaAdrian Waddle	Offensive Line
2010	Lonnie Edwards	Offensive Line
	Colby Whitlock	Defensive Tackle
2009	Daniel Howard	Linebacker
	Jamar Wall	Defensive Back
2008	Daniel Charbonnet	Safety
	Rylan Reed	Offensive Tackle
	Louis Vasquez	Offensive Line
	Shannon Woods	Running Back
2007	Graham Harrell	Quarterback
	Brandon Williams	Defensive End
2006	Keyunta Dawson	Defensive End
	Glenn January	Offensive Line
2005	Keyunta Dawson	Defensive End



▲ **MICKEY PETERS**

	Cody Hodges	Quarterback		Kliff Kingsbury	Quarterback
	Robert Johnson	Inside Receiver		Rex Richards	Offensive Line
	Vincent Meeks	Safety	2000	Tim Baker	Wide Receiver
	Manny Ramirez	Offensive Line		Lawrence Flugence	Linebacker
	E.J. Whitley	Offensive Line	1999	Kris Kocurek	Defensive Tackle
2004	Dylan Gandy	Center		Curtis Lowery	Offensive Line
	Daniel Loper	Offensive Line		Sammy Morris	Running Back
	Mike Smith	Linebacker		Taurus Rucker	Defensive End
2003	Ryan Aycock	Safety	1998	Donnie Hart	Wide Receiver
	Adell Duckett	Defensive End		Curtis Lowery	Offensive Line
	Daniel Loper	Offensive Line		John Norman	Punt Returner
	B.J. Symons	Quarterback		Ricky Williams	Running Back
2002	Lawrence Flugence	Linebacker	1997	Donnie Hart	Wide Receiver
	Wes Welker	Wide Receiver/KR		Cody McGuire	Defensive Line
2001	Kevin Curtis	Safety		Jay Pugh	Center
	Lawrence Flugence	Linebacker	1996	Ben Kaufman	Offensive Line
	Aaron Hunt	Defensive End		Zebbie Letridge	Quarterback



▲ **KEYUNTA DAWSON**



▲ **ADELL DUCKETT**

ALL-BIG 12 CONFERENCE

HONORABLE MENTION

2016	Jordyn Brooks	Linebacker
	Baylen Brown	Offensive Line
	Keke Coutee	Wide Receiver
2015	Micah Awe	Linebacker
	Breiden Fehoko	Defensive Line
	Clayton Hatfield	Kicker
	Jah'Shawn Johnson	Defensive Back
	Jared Kaster	Offensive Line
	Patrick Mahomes	Quarterback
	Pete Robertson	Defensive Line
	Justin Stockton	Running Back
2014	Sam Eguavoen	Linebacker
	J.J. Gaines	Defensive Back
	Jakeem Grant	Wide Receiver
	Jared Kaster	Offensive Line
	Patrick Mahomes	Quarterback
	Bradley Marquez	Wide Receiver
	Alfredo Morales	Offensive Line
	Justis Nelson	Defensive Back
	Taylor Symmank	Punter
2013	Ryan Bustin	Placekicker
	Ryan Erxleben	Punter
	Jakeem Grant	Wide Receiver
	Bradley Marquez	Wide Receiver
	Baker Mayfield	Quarterback
	Tre' Porter	Defensive Back
	Pete Robertson	Linebacker
	Will Smith	Linebacker
	Eric Ward	Wide Receiver
2012	Terrance Bullitt	Linebacker
	Ryan Bustin	Place Kicker
	Le'Raven Clark	Offensive Line
	Seth Doege	Quarterback
	Cornelius Douglas	Defensive Back
	Ryan Erxleben	Punter
	Kerry Hyder	Defensive End
	Leon Mackey	Defensive Line
	Tre Porter	Defensive Back
	Eric Ward	Wide Receiver
	Kenny Williams	Running Back
2011	Terrance Bullitt	Defensive Back
	Lonnie Edwards	Offensive Line
	Ryan Erxleben	Punter
	Adam James	Tight End
	Alex Torres	Wide Receiver
	Eric Ward	Wide Receiver
	Deandre Washington	Running Back
2010	Baron Batch	Running Back
	Bront Bird	Linebacker
	Cody Davis	Defensive Back
	Brian Duncan	Defensive End
	D.J. Johnson	Defensive Back
	Lyle Leong	Wide Receiver
	Detron Lewis	Wide Receiver
	Eric Stephens	Kick Returner
	LaAdrian Waddle	Offensive Line
2009	Baron Batch	Running Back
	Bront Bird	Linebacker
	Colby Whitlock	Defensive Line
	Marlon Winn	Offensive Line
	Alex Torres	Inside Receiver



▲ BRANDON WILLIAMS

2008	Baron Batch	Running Back	Vincent Meeks	Safety
	Brandon Carter	Offensive Guard	Seth Nitschmann	Defensive End
	McKinner Dixon	Defensive End	Manny Ramirez	Offensive Line
	Brian Duncan	Linebacker	John Saldi	Linebacker
	Stephen Hamby	Center	Brock Stratton	Linebacker
	Graham Harrell	Quarterback	2003 Toby Cecil	Center
	Jamar Wall	Cornback	Carlos Francis	Wide Receiver
	Colby Whitlock	Nose Tackle	Nehemiah Glover	Wide Receiver
	Marlon Williams	Linebacker	Taurean Henderson	All-Purpose
	Marlon Winn	Offensive Tackle	Casey Keck	Offensive Line
2007	Danny Amendola	Wide Receiver	John Saldi	Linebacker
	Brandon Carter	Offensive Line	Brock Stratton	Linebacker
	Joe Garcia	Safety	Wes Welker	Wide Receiver
	Rajon Henley	Defensive Tackle	2002 Ryan Aycock	Safety
	Darcel McBath	Safety	Toby Cecil	Center
	Chris Parker	Defensive Back	Adell Duckett	Defensive End
	Jonathan LaCour	Punter	Nehemiah Glover	Wide Receiver
	Rylan Reed	Offensive Line	Joselio Hanson	Defensive Back
	Jamar Wall	Defensive Back	Taurean Henderson	Running Back
	Colby Whitlock	Defensive Tackle	Aaron Hunt	Defensive End
	Marlon Williams	Linebacker	Daniel Loper	Offensive Line
	Marlon Winn	Offensive Line	Rodney McKinney	Defensive Tackle
2006	Joe Garcia	Safety	Anton Paige	Wide Receiver
	Graham Harrell	Quarterback	Mickey Peters	Inside Receiver
	Chris Hudler	Defensive Tackle	Rex Richards	Offensive Line
	Manny Ramirez	Offensive Line	Ricky Sailor	Defensive Back
	Jake Ratliff	Defensive End	John Saldi	Linebacker
	Alex Reyes	Punter	Robert Treece	Place Kicker
	Brock Stratton	Linebacker	E.J. Whitley	Offensive Line
	Louis Vasquez	Offensive Line	2001 Ryan Aycock	Safety
	Shannon Woods	Running Back	Toby Cecil	Center
2005	Danny Amendola	Wide Receiver	Carlos Francis	Wide Receiver
	Brandon Jones	Center	Clayton Harmon	Defensive Tackle
	Alex Reyes	Punter	Jonathan Hawkins	Linebacker
	John Saldi	Linebacker	Matt Heider	Offensive Line
	Ken Scott	Defensive Tackle	Paul McClendon	Safety
	Fletcher Session	Linebacker	Mickey Peters	Inside Receiver
	Alex Trlica	Place Kicker	Mike Smith	Linebacker
	Shannon Woods	Kick Returner	Wes Welker	Punt Returner
2004	Cody Campbell	Offensive Line	2000 Derek Dorris	Wide Receiver
	Sonny Cumbie	Quarterback	Matt Heider	Offensive Line
	Nehemiah Glover	Wide Receiver	Kris Kocurek	Defensive Tackle
	Trey Haverly	Inside Receiver	John Norman	Linebacker
	Taurean Henderson	Running Back	Dorian Pitts	Linebacker
	Antonio Huffman	Defensive Back	Rex Richards	Offensive Line

CONTENTS

RED RAIDERS

STAFF

'16 REVIEW

HISTORY

RECORDS

TEXAS TECH

ALL-BIG 12 CONFERENCE

	Wes Welker	Punt Returner
1999	Kyle Allamon	Tight End
	Kevin Curtis	Safety
	Anthony Malbrough	Defensive Back
	John Norman	Punt Returner
	Kyle Shipley	Linebacker
1998	Kyle Allamon	Tight End
	Darwin Brown	Defensive Back
	Kris Kocurek	Defensive Tackle
1997	Eric Butler	Linebacker
	Tony Darden	Defensive Back
	Zebbie Lethridge	Quarterback
	Malcolm McKenzie	Wide Receiver
	Tony Rogers	Place Kicker
	Chris Whitney	Offensive Line
1996	Jody Brown	Defensive End
	Tony Daniels	Defensive End
	Tony Darden	Defensive Back
	Jaret Greaser	Place Kicker
	Donnie Hart	Wide Receiver
	Robert Johnson	Linebacker
	Montae Reagor	Defensive End

COACH OF THE YEAR

2008	Mike Leach
1996	Spike Dykes

MISCELLANEOUS

2014	Patrick Mahomes	Freshman Offensive POY
2013	Baker Mayfield	Freshman Offensive POY
2008	McKinner Dixon	Defensive Newcomer POY
2007	Michael Crabtree	Freshman Offensive POY
2005	Robert Johnson	Offensive Newcomer POY
2003	Brock Stratton	Freshman Defensive POY
1999	Shaud Williams	Freshman Offensive POY

PLAYERS OF THE WEEK

2016	Patrick Mahomes II (Offensive)	Nov. 28	2006	Graham Harrell (Offensive)	Oct. 2
	Michael Barden (Special Teams)	Nov. 14		Alex Trillica (Special Teams)	Sept. 11
	Patrick Mahomes II (Offensive)	Oct. 24	2005	Taurean Henderson (Offensive)	Nov. 21
	Patrick Mahomes II (Offensive)	Sept. 12		Dwayne Slay (Defensive)	Oct. 31
2015	Patrick Mahomes II (Offensive)	Sept. 7		Cody Hodges (Offensive)	Oct. 17
	Jakeem Grant (Special Teams)	Sept. 7		Joel Filani (Defensive)	Oct. 10
	Patrick Mahomes II (Offensive)	Sept. 14	2004	Taurean Henderson (Offensive)	Sept. 27
	Jah'Swhan Johnson (Defensive)	Sept. 21	2003	Wes Welker (Special Teams)	Nov. 3
	Jakeem Grant (Special Teams)	Nov. 2		B.J. Symons (Offensive)	Oct. 6
2014	Patrick Mahomes II (Offensive)	Dec. 1		B.J. Symons (Offensive)	Sept. 29
2013	Jace Amaro (Offensive)	Oct. 21	2002	Kliff Kingsbury (Offensive)	Nov. 16
	Davis Webb (Offensive)	Oct. 14		Kliff Kingsbury (Offensive)	Oct. 19
	Baker Mayfield (Offensive)	Sept. 2		Wes Welker (Special Teams)	Oct. 5
2012	Seth Doege (Offensive)	Oct. 15		Kliff Kingsbury (Offensive)	Oct. 5
	Cody Davis (Defensive)	Oct. 15		Kliff Kingsbury (Offensive)	Sept. 28
	Cornelius Douglas (Defensive)	Oct. 1		Clinton Greathouse (Special Teams)	Sept. 14
2011	Seth Doege (Offensive)	Oct. 24	2001	Kliff Kingsbury (Offensive)	Nov. 10
	Ben McRoy (Special Teams)	Sept. 26		Wes Welker (Special Teams)	Oct. 20
	Seth Doege (Offensive)	Sept. 19		Kliff Kingsbury (Offensive)	Oct. 13
2010	Eric Stephens (Special Teams)	Sept. 13		Paul McClendon (Defensive)	Sept. 20-22
2009	Brandon Sharpe (Defensive)	Nov. 30	2000	Lawrence Flugence (Defensive)	Nov. 11
	Baron Batch (Offensive)	Nov. 2		Wes Welker (Special Teams)	Oct. 28
	Brandon Sharpe (Defensive)	Oct. 19		Carlos Francis (Offensive)	Aug. 26-Sept. 2
	Steven Sheffield (Offensive)	Oct. 12	1999	Kliff Kingsbury (Offensive)	Nov. 22
	Taylor Potts (Offensive)	Sept. 14		John Norman (Special Teams)	Oct. 25
2008	Graham Harrell (Offensive)	Nov. 10		Kevin Curtis (Defensive)	Oct. 18
	Daniel Charbonnet (Defensive)	Nov. 3	1998	Chris Birkholtz (Special Teams)	Nov. 16
	Graham Harrell (Offensive)	Nov. 3	1997	Dane Johnson (Special Teams)	Nov. 10
	Graham Harrell (Offensive)	Oct. 27		Tony Rogers (Special Teams)	Oct. 27
	Matt Williams (Special Teams)	Oct. 27		Montae Reagor (Defensive)	Nov. 17
	Graham Harrell (Offensive)	Oct. 6	1996	Byron Hanspard (Offensive)	Nov. 17
	Daniel Charbonnet (Defensive)	Sept. 15		Byron Hanspard (Offensive)	Oct. 6
2007	Graham Harrell (Offensive)	Nov. 19		Robert Johnson (Defensive)	Sept. 30
	Graham Harrell (Offensive)	Sept. 24		Byron Hanspard (Offensive)	Sept. 9
	Michael Crabtree (Wide Receiver)	Sept. 17			



▲ ZEBBIE LETHRIDGE



▲ BROCK STRATTON



▲ SETH DOEGE

ALL-SOUTHWEST CONFERENCE

1995	Marcus Coleman	Defensive Back
	Byron Hanspard	Running Back
	Dane Johnson	Punt Returner
	Zach Thomas	Linebacker
1994	Cat Adams	Defensive Back
	Marcus Coleman	Defensive Back
	Scott Fitzgerald	Center
	Dane Johnson	Punt Returner
	Bart Thomas	Safety
	Zach Thomas	Linebacker
	Damon Wickware	Defensive Line
1993	Brad Elam	Center
	Robert Hall	Quarterback
	Lloyd Hill	Wide Receiver
	Robert King	Punter
	Derrell Mitchell	Wide Receiver
	Byron Morris	Running Back
	Stacey Petrich	Offensive Line
1992	Charlie Biggurs	Offensive Line
	Lloyd Hill	Wide Receiver
	Shawn Jackson	Defensive End
	Stance Labaj	Offensive Line
	Mike Liscio	Linebacker
	Byron Morris	Running Back
	Tracy Saul	Defensive Back
1991	Charlie Biggurs	Offensive Line
	Rodney Blackshear	Wide Receiver
	Mark Bounds	Punter
	Brian Dubiski	Safety
	Jason Duvall	Offensive Line
	Lin Elliott	Place Kicker
	Tracy Saul	Defensive Back
	Matt Wingo	Linebacker
1990	Rodney Blackshear	Wide Receiver
	Charles Rowe	Linebacker
	Tracy Saul	Kick Returner
	Sammy Walker	Defensive Back
	Matt Wingo	Linebacker
1989	James Gray	Running Back
	Tom Mathiasmeier	Defensive End
	Charles Odiome	Offensive Line
	Charles Perry	Charles Perry

	Nathan Richburg	Offensive Line
	Charles Rowe	Linebacker
	Tracy Saul	Kick Returner
	Sammy Walker	Defensive Back
	Len Wright	Center
1988	Charles Odiome	Offensive Line
	Desmond Royal	Defensive Line
	Tyrone Thurman	Kick Returner
	Billy Joe Tolliver	Quarterback
1987	Eddy Anderson	Wide Receiver
	James Gray	Running Back
	Artis Jackson	Defensive Line
	Michael Johnson	Linebacker
	Jeff Keith	Offensive Line
	Mike McBride	Offensive Line
	Scott Segrist	Place Kicker
	Billy Joe Tolliver	Quarterback
	Wayne Walker	Wide Receiver
1986	Brad Hastings	Linebacker
	Chris Tanner	Center
	Tyrone Thurman	Kick Returner
	Wayne Walker	Wide Receiver
1985	Carl Carter	Defensive Back
	Brad Hastings	Linebacker
1984	Carl Carter	Defensive Back
	Brad Hastings	Linebacker
	Dwayne Jiles	Linebacker
1983	Stan David	Safety
1982	Ricky Gann	Place Kicker
	Anthony Hutchison	Running Back
	Gabriel Rivera	Defensive Line
	Stan Williams	
1981	Maury Buford	Punter
	Tate Randle	Safety
1980	Tate Randle	Safety
	Ted Watts	Safety
1979	James Hadnot	Full Back
	Ted Watts	Safety
1978	Bill Adams	Place Kicker
	Maury Buford	Punter
	Larry Flowers	Safety
	James Hadnot	Full Back

	Joe Walstad	Offensive Line
1977	Richard Arledge	Defensive End
	Eric Felton	Defensive Back
	Dan Irons	Offensive Line
	Mike Mock	Linebacker
1976	Rodney Allison	Quarterback
	Harold Buell	Defensive End
	Greg Frazier	Defensive Back
	Thomas Howard	Linebacker
	Dan Irons	Offensive Line
	Larry Isaac	Running Back
	Mike Sears	Offensive Tackle
1975	Ecomet Burley	Defensive Line
	Pat Felux	Tight End
	Tony Green	Defensive Back
	Curtis Jordan	Safety
	Tommy Lusk	Offensive Line
	Mike Sears	Offensive Line
1974	Lawrence Williams	End
	Tommy Cones	Defensive End
	Ecomet Burley	Defensive Line
	Curtis Jordan	Defensive Back
1973	Dennis Allen	Offensive Line
	Joe Barnes	Quarterback
	Ecomet Burley	Defensive Line
	Tom Furgerson	Offensive Line
	Don Grimes	Place Kicker
	Larry Isaac	Running Back
	David Knaus	Offensive Line
	Andre Tillman	Tight End
	Kenneth Wallace	Defensive Back
	Danny Willis	Defensive Back
1972	Russell Ingram	Center
	Don Rives	Defensive Line
1971	Marc Dove	Defensive Back
	Larry Molinare	Linebacker
1970	Bruce Dowdy	Defensive End
	Doug McCutchen	Half Back
	Wayne McDermand	Defensive Line
	Ken Perkins	Defensive Back
1969	Richard Campbell	Defensive End
	Denton Fox	Defensive Back
	Jerry Don Sanders	Place Kicker
1968	Larry Alford	Safety
	Richard Campbell	End
	Don King	Offensive Line
	Kenny Vinyard	Place Kicker
1967	Mike Leinert	Half Back
	Ed Mooney	Linebacker
	Phil Tucker	Offensive Line
	Jerry Turner	Center
1966	Larry Gilbert	Split End
	Mike Leinert	Half Back
1965	Donny Anderson	Half Back
	Tom Wilson	Quarterback
1964	Donny Anderson	Half Back
	Teddy Roberts	Safety
1963	Donny Anderson	Half Back
	David Parks	Split End
1962	David Parks	Split End
1960	E.J. Holub	Center



▲ TRACY SAUL is one of four players in SWC history to garner All-SWC honors over four-consecutive seasons.

CONTENTS

RED RAIDERS

STAFF

'16 REVIEW

HISTORY

RECORDS

TEXAS TECH

ALL-BORDER CONFERENCE

1955	Hal Broadfoot	Guard
	Bill Herchmann	Tackle
	Don Schmidt	Half Back
	James Sides	Full Back
	Jerry Walker	Tackle
1954	Hal Broadfoot	Guard
	Walter Bryan	Half Back
	Claude Harland	End
	Bill Herchmann	Tackle
	Jerry Johnson	Quarterback
	Bob Kiccullen	Tackle
	James Sides	Full Back
	Rick Spinks	Half Back
	Jerry Walker	Tackle
	Arlen Wesley	Guard
	Dwayne West	Center
	Dean White	End
1953	Bobby Cavazos	Running Back
	Don Gray	Guard
	Jack Kirkpatrick	Quarterback
	James Sides	Half Back
	Vic Spooner	End
	Jerry Walker	Tackle
	Jimmy Williams	Tackle
1952	Bobby Cavazos	Half Back
	Hollis Davis	Tackle
	Ray Howard	Guard
	Jim Turner	Half Back

1951	Junior Arterbrun	Quarterback
	Bobby Cavazos	Half Back
	Ray Howard	Guard
	Aubrey Phillips	Center
	Jerrell Price	Tackle
	Jim Turner	Half Back
1950	Robert Broyles	Guard
	Jerrell Price	Tackle
1949	James Conley	Full Back
	Marshall Gettys	Tackle
	Dan Pursel	Guard
	Calvin Stevenson	Half Back
1948	John Andrews	Tackle
	Marshall Gettys	Tackle
	Ernest Hawkins	Quarterback
	Bill Kelley	End
	Dorrell McCurry	Guard
	Dan Pursel	Guard
1947	Fred Brown	Quarterback
	Roland Nabors	Center
	Ed Smith	Half Back
	Joe Smith	End
	Bernie Winkler	Tackle
1946	Clyde Hall	Tackle
	Floyd Lawhorn	Guard
	Roland Nabors	Center
	Ed Robnett	Full Back
	Roger Smith	Half Back

	Bernie Winkler	Tackle
1943-45		No Team Selected
1942	Will Allbright	Guard
	Don Austin	Back
	J.R. Calahan	Back
	Doyle Caraway	Guard
	Walter Schlinkman	Back
	Joe Smith	End
	George Zoller	Tackle
1941	Tyrus Bain	Quarterback
	Charles Dvoracek	Full Back
1937	Lewis Jones	Guard
	Floyd Owens	Guard
	Herschel Ramsey	End
	Elmer Tarbox	Half Back
1936	William Holcomb	Tackle
	Jim Neill	Half Back
	Herschel Ramsey	End
	Tom Wiginton	Center
1935	Charles Duvall	Quarterback
	Walker Nichols	Guard
1934	G.C. Dowell	Half Back
	Pete Owens	Guard
	Lawrence Priddy	Center
1933	Elva Baker	End
	Matt Hitchcock	End

ACADEMIC ALL-CONFERENCE

BIG 12 CONFERENCE

2016 ... First Team: Michael Barden, Civil Engineering; Cameron Batson, Accounting; Dylan Cantrell, Sport Management; Patrick Mahomes II, Marketing; Tony Morales, Masters in Interdisciplinary Studies; Justin Murphy, Management; Justis Nelson, Masters in Public Administration; Talor Nunez, Mechanical Engineering; Luke Stice, Masters in Interdisciplinary Studies; **Second Team:** Cole Collier, Management; Reginald Davis III, Human Sciences; Breiden Fehoko, Human Sciences; Kash Knutson, Marketing; Kyle Heffron, Finance.

2015 ... First Team: Cameron Batson, Accounting; Dakota Allen, Mechanical Engineering; Bradley Mahomes, Business Finance; Justis Nelson, Sociology; **Second Team:** Brad Pearson, Business Administration; DeAndre Washington, Kinesiology; John White, Agribusiness; Taylor Symmank, Marketing.

2014 ... First Team: Ryan Bustin, Business Administration; Dylan Cantrell, Arts and Sciences; Kramer Fyfe, Mechanical Engineering; Bradley Marquez, Exercise & Sports Science; Justis Nelson, Sociology; Talor Nunez, Mechanical Engineering; Brad Pearson, Energy Commerce; Taylor Symmank, Marketing. **Second Team:** Reginald Davis, Finance; DeAndre Washington, Exercise & Sports Science; Davis Webb, Exercise & Sports Science.

2013 ... First Team: Ryan Erleben, Master's Interdisciplinary Studies; Kramer Fyfe, Mechanical Engineering; Summitt Hogue, Agricultural Communications; Bradley Marquez, Exercise &

Sports Science; Josh Talbott, Master's Business Administration; Taylor Symmank, Business Administration. **Second Team:** Ryan Bustin, Business Administration; Brandon DeFrance, Management; DeAndre Washington, Exercise & Sports Science.

2012 ... First Team: Cody Davis, Master's in Management Information Systems; Seth Doege, Masters in Interdisciplinary Studies; Ryan Erleben, Exercise & Sports Science; Kramer Fyfe, Mechanical Engineering; Summitt Hogue, Agricultural Communications; Bradley Marquez, Exercise & Sports Science; Terry McDaniel, Interdisciplinary Studies; Eugene Neboh, Human Development & Family Studies; Alex Torres, Business Administration; Austin Zouzalik, Energy Commerce. **Second Team:** Michael Brewer, University Studies; Le'Raven Clark, Natural Resource Management.

2011 ... First Team: Cody Davis, Management Information Systems; Seth Doege, Masters in Interdisciplinary Studies; David Neil, Masters in Exercise & Sports Science; Mickey Okafor, Human Development & Family Studies; Austin Zouzalik, Energy Commerce and General Business. **Second Team:** Donnie Carona, Masters in Business Administration; Ryan Erleben, Exercise & Sports Science; Alex Torres, Masters in Business Administration; Eric Ward, Human Development & Family Studies.

2010 ... First Team: Britton Barbee, Psychology & Human Development; Bront Bird, Energy Commerce; Cody Davis, Management Information Systems; David Neill, Exercise and Sport Sciences; Mickey Okafor, Human Development & Family Studies;

Chris Olson, MBA; Taylor Potts, Exercise and Sport Sciences/Human Development & Family Studies; Austin Zouzalik, Business Administration. **Second Team:** Jonathan Brydon, Marketing; Donnie Carona, Business Administration; Bran Duncan, Management; Jonathan LaCour, Advertising; Alex Torres, Business Administration; LaAdrian Waddle, Business Administration; Matt Williams, Human Development & Family Studies.

2009 ... First Team: Bront Bird, Business Administration; Taylor Charbonnet, Business Administration; Cody Davis, Business Administration; David Neil, Human Development and Family Studies; Mickey Okafor, Pre-Dental; Chris Olson, Business Administration, Taylor Potts, Quarterback; Alex Torres, Business Administration; Austin Zouzalik, Business Administration. **Second Team:** Donnie Carona, Business Administration; Brandon Sharpe, Business Administration

2008 ... First Team: Bront Bird, Business Administration; Taylor Charbonnet, Business Administration; Cory Fowler, General Business-graduate; J.J. Griffin, Exercise and Sport Sciences-graduate; Graham Harrell, Education-graduate; Jonathan LaCour, Advertising; David Neill, Human Development and Family Studies; Mickey Okafor, Arts and Sciences undeclared; Chris Olson, Marketing and Management; Chris Perry, Arts and Sciences undeclared; Taylor Potts, Exercise and Sport Sciences; Todd Walker, Human Development and Family Studies. **Second Team:** Daniel Charbonnet, General Studies; Rashad Hawk, Arts and Sciences undeclared; Jake Johnson, Human Development and Family Studies;

ACADEMIC ALL-CONFERENCE

Franklin Mitchem, General Business; Eric Morris, Communication Studies; Jake Ratliff, Animal Science.

2007 ... First Team: Grant Berg, Finance; Graham Harrell, History; Kelly Hildebrandt, General Business; Eric Morris, Communication Studies; Chris Olson, General Business; David Schaefer, Bio-Chemistry; Clint Stoffels, General Business; Alex Trlica, Finance; Grant Walker, Business Management. **Second Team:** Daniel Charbonnet, General Studies; Brian Duncan, General Business; Chad Hill, Finance; Jamar Wall, Exercise and Sport Sciences; Loy White, Business Marketing; Marlon Williams, Civil Engineering; Tyler Yenzen, Finance.

2006 ... First Team: Matt Grisell, English; Graham Harrell, History; Chris Hudler, Sports Management; Brock Stratton, Restaurant, Hotel and Institutional Management; Keith Toogood, Business Management; Alex Trlica, Finance and Accounting; Grant Walker, Business Management; Todd Walker, Pre-Medicine. **Second Team:** Daniel Charbonnet, Communications; Chad Hill, General Business; Antonio Huffman, Sociology.

2005 ... First Team: SirDon Lewis, Psychology; David Schaefer, Biochemistry. **Second Team:** Lance Fuller, Business; John Saldi, Communications; Calen Shearer, Business; Alex Trlica, Finance.

2004 ... First Team: Sonny Cumbie, History; Cody Fuller, Communications; Joe Garcia, Undeclared; Sione Havili, Human Development and Family Studies; Brock Stratton, Restaurant, Hotel and Institutional Management; Josh Rangel, Public Relations; Alex Trlica, Pre-Nursing; Jeremy Woods, Graduate Studies/Marketing. **Second Team:** Brian Bishop, General Business; Cody Campbell, MBA; Dylan Gandy, Finance; SirDon Lewis, Human Development and Family Studies; Seth Nitschmann, Finance; Brent Slaughter, Petroleum Land Management; Keith Toogood, Marketing.

2003 ... First Team: Marcus Boyd, Marketing/Management; Cody Campbell, MBA; Cody Fuller, Communications; Taylor Jobe, Advertising; Byron Johnson, Marketing/Management; Josh Rangel, Public Relations; Dupree Scovell, Finance/Graduate. **Second Team:** Ryan Aycock, Communication Studies; Toby Cecil, Finance; Joel Filani, Undeclared; Dylan Gandy, History; Trey Haverty, Management; B.J. Symons, Management; Keith Toogood, Business; Jeremy Woods, Graduate Studies.

2002 ... First Team: Eric Barte, Exercise and Sport Sciences; Cody Campbell, Finance/Economics; Toby Cecil, Finance; Lennard Christensen, High Performance Management; Cody Fuller, Undeclared; Dylan Gandy, Business; Taylor Jobe, Advertising; Kliff Kingsbury, Master's of Sport Management. **Second Team:** Ryan Aycock, Communication Studies; Marcus Boyd, Marketing; Cody Davis, Management; Adell Duckett, Exercise and Sport Sciences;Trey Haverty, Management; Byron Johnson, Marketing; Clay McGuire, History; Josh Page, Master's of Restaurant, Hotel and Institutional Management; Josh Rangel, Public Relations; Ricky Sailor, Human Development and Family Studies; B.J. Symons, Management; Robert Treece, Exercise and Sport Sciences; E.J. Whitley, Undeclared; Robert Wyatt, Graduate Studies.

2001 ... First Team: Ryan Aycock, Communication Studies; Eric Barte, Exercise and Sport Science; Marcus Boyd, Management Information Systems; Rusty Bucy, Communication Studies; Cody Campbell, Finance/Economics/Petroleum Land Management; Toby Cecil, Business; Lennard Christensen, High Performance Management/Graduate School; Dylan Gandy, Undeclared; Trey Haverty, Undeclared; Byron Johnson, Marketing; Kliff Kingsbury, Management; Paul McClendon, Management Information Systems; Dupree Scovell, Management/Marketing; King Scovell, Finance/General Business; Robert Wyatt, Restaurant, Hotel and Institutional Management. **Second Team:** Peter Abri, Construction Technology; Preston Hartfield, Exercise Sport Management; Jonathan Hawkins, Teacher Certification/Graduate School; Josh Page, Restaurant, Hotel and Institutional Management; Justin Reed, Communication Studies; B.J. Symons, Finance; Wes Welker, Undeclared.

2000 ... First Team: Peter Abri, Construction Technology; Ryan Aycock, Communication Studies; Chris Birkholz, Biology; Tony Cantu, Spanish/Exercise Sciences; Lennard Christensen, High Performance Management; John DePasquale, MBA; Carlos Francis, Exercise and Sport Sciences; Jonathan Hawkins, Sports Management; Sam Hooks, MBA; J.P. Jansen, Agronomy; Kliff Kingsbury, Management; Paul McClendon, MIS; Robert Monroe; Kyle Sanders, Master's of Science/Motor Behavior; King Scovell, Finance; Robert Wyatt, Restaurant, Hotel and Institutional Management. **Second Team:** Rusty Bucy, Communications; Will Culpepper, MBA; Derek Dorris, Exercise and Sport Science; Kris Kocurek, Exercise and Sport Sciences; Mickey Peters, Exercise and Sport Sciences; Justin Reed, Communications; Toby Shain, Exercise and Sports Science; Reggie Savage, Exercise and Sport Sciences; J.J. Williams, Exercise and Sport Sciences; Shaud Williams, Marketing.

1999 ... First Team: Peter Abri, Arts and Sciences; Eric Barte; Chris Birkholz, Biology; Reagan Bownds, Agriculture Business; Brien Burchett; Keith Cockrum, Finance; J.P. Jansen, Agronomy; Kliff Kingsbury; Paul McClendon, MIS; Robert Monroe; Rob Peters, Accounting; Brian Roberson, Engineering; Charlie Robinson; Kyle Sanders, History; King Scovell, Finance; Kyle Shipley, Finance; Robert Wyatt. **Second Team:** Rusty Bucy; Will Culpepper, Management; Paul Erickson, History; Matt Heider, Mathematics; Josh Page; Reggie Savage, Exercise & Sports Sciences; J.J. Williams.

1998 ... First Team: Chris Birkholz, Biology; Reagan Bownds, Agribusiness; Keith Cockrum, Finance; Jaret Greaser, Agriculture Economics; Matt Heider, Undeclared; Jeremy Hernandez, Biochemistry; Paul McClendon, Undeclared; Robert Monroe, Accounting; Cody Patton, Interdisciplinary Agriculture; Rob Peters, Accounting; Brian Roberson, Engineering; Kyle Sanders, History; King Scovell, Finance; Kyle Shipley, Finance. **Honorable Mention:** Kris Kocurek, Undeclared; Montae Reagor, Exercise & Sport Sciences; Reggie Savage, Exercise & Sport Sciences.

1997 ... First Team: Reagan Bownds, Agricultural Business; Corey Chandler, Communications; Keith Cockrum, MIS/Finance; Jaret Greaser, Agriculture Econ.; Jeremy Hernandez, Bio-Chemistry; Cody

Patton, Agriculture; Rob Peters, Accounting; Zac Potter, Accounting; Brian Roberson, Civil Engineering; Tony Rogers, Marketing. **Honorable Mention:** Tim Baker, MIS; Jonathan Hawkins, ESS; Kyle Shipley, Accounting; Matt Tittle, Communications; Duane Toliver, Business.

1996 ... First Team: Sone Cavazos, Civil Engineering; Keith Cockrum, Finance; Jaret Greaser, Agricultural Business; Jeremy Hernandez, Bio Chemistry; Ryan Jones, Communications; Rob Peters, Accounting; Tony Rogers, Marketing; Field Scovell, General Business. **Honorable Mention:** Corey Chandler, Communications.

SOUTHWEST CONFERENCE

1995 ... Ed Hendrix, ESS; Tony Rogers, Management; Field Scovell, Finance.

1994 ... Scott Aylor, Electrical Engineering; Ed Hendrix, ESS.

1993 ... Jason Clemmons, ESS; Robert King, Chem. Engineering; Stacey Petrich, Finance.

1992 ... Steve Carr, Marketing; Scott Fitzgerald, Electrical Eng.; Stacey Petrich, Finance.

1991 ... King Hodson, RHIM; Steve Carr, Marketing; Stacey Petrich, Finance.

1990 ... Chris Naughton, ESS; Jason Rattan, Pre-Vet. Medicine; David McFarland, Finance.

1989 ... David McFarland, Finance; Tom Mathiasmeier, Finance; Bart Talkington, English.

1988 ... Tom Mathiasmeier, Finance; Bart Talkington, English.

1987 ... Eric Everett, Physical Education; Terry Lynch, Broadcast Journalism; Tim Tannehill, Physical Education.

CONTENTS

RED RAIDERS

STAFF

'16 REVIEW

HISTORY

RECORDS

TEXAS TECH

COLLEGE FOOTBALL HALL OF FAME



NATIONAL FOOTBALL FOUNDATION

COLLEGE FOOTBALL HALL OF FAME

The National Football Foundation and College Hall of Fame recognizes those who made an impact on college football during their careers. There are more than 850 members currently in the Hall of Fame, selected from a pool of more than four million players throughout collegiate football history. Five are from Texas Tech – E.J. Holub, Donny Anderson, Dave Parks, Gabe Rivera and Zach Thomas.

Holub became Texas Tech's first-ever inductee into the NFF College Hall of Fame in 1986 and was later joined by Anderson in 1989. Texas Tech has added three more former players as inductees in recent years as Parks was enshrined in 2008 while Rivera earned the call in 2012. Thomas is Texas Tech's most-recent inductee as he joined the prestigious club in 2015. Former head coach Jerry Moore (1981-85) was also inducted into the NFF College Hall of Fame in 2014.

E.J. Holub (1986), Donny Anderson (1989), Dave Parks (2008), Gabe Rivera (2012), Zach Thomas (2015)
Jerry Moore - Coach (2014)



▲ E.J. HOLUB

▲ DONNY ANDERSON

▲ DAVE PARKS

▲ GABE RIVERA



▲ **ZACH THOMAS** at his 2015 NFF Hall of Fame Induction Ceremony in New York City. Thomas is the fifth Red Raider to earn induction into the NFF Hall of Fame.

NATIONAL AWARDS

HEISMAN TROPHY

Year	Player	Place
2008	Michael Crabtree	5th
2008	Graham Harrell	4th
2003	B.J. Symons	10th
2002	Kliff Kingsbury	9th
1996	Byron Hanspard	6th
1965	Donny Anderson	4th
1960	E.J. Holub	10th

AT&T ALL-AMERICA PLAYER OF THE YEAR

Year	Player
2008	Graham Harrell
2007	Michael Crabtree

THE SPORTING NEWS PLAYER OF THE YEAR

Year	Player	Position
1965	Donny Anderson	Running Back

DOAK WALKER AWARD

Presented annually to the nation's top running back

Year	Player
1996	Byron Hanspard
1993	Byron Morris

BILETNIKOFF AWARD

Presented annually to the nation's top wide receiver

Year	Player
2008	Michael Crabtree
2007	Michael Crabtree

**Crabtree was the first player in the history of the award to win in back-to-back years.*

JOHNNY UNITAS GOLDEN ARM

Presented to the nation's top quarterback

Year	Player
2008	Graham Harrell

SAMMY BAUGH TROPHY

Presented to the nation's top quarterback by the Touchdown Club of Columbus.

Year	Player
2016	Patrick Mahomes II
2007	Graham Harrell
2003	B.J. Symons
2002	Kliff Kingsbury

CF PERFORMANCE AWARD TIGHT END OF THE YEAR

Presented annually to the nation's top tight end

Year	Player
2013	Jace Amaro

CBSSPORTS.COM NATIONAL FRESHMAN OF THE YEAR

Year	Player
2007	Michael Crabtree

PAUL WARFIELD TROPHY

Presented annually to the nation's top wide receiver by the Touchdown Club of Columbus

Year	Player
2008	Michael Crabtree
2007	Michael Crabtree

AFCA GOOD WORKS TEAM

Honoring college football student-athletes and their contributions to their communities.

Year	Player	Position
2008	Brian Duncan	Linebacker
1998	Montae Reagor	Defensive End
1997	Dane Johnson	Defensive Back

NFF/COLLEGE HALL OF FAME POST-GRADUATE SCHOLARSHIP

Year	Player	Position
2012	Cody Davis	Safety
2008	Graham Harrell	Quarterback
2002	Kliff Kingsbury	Quarterback

STREET & SMITH'S 50TH ANNIVERSARY TEAM

Year	Player	Position
1960	E.J. Holub	Center

NCAA POST-GRADUATE SCHOLARSHIP

Presented annually to student-athletes that excel off the field.

Year	Player
1996	Field Scovell
1990	Thomas Mathiasmeier
1985	Bradford White
1978	Richard Arledge
1975	Jeffrey Jobe
1968	John Scovell
1965	James Ellis, Jr.

COSIDA ACADEMIC PLAYER OF THE YEAR

Presented annually by CosIDA to the nation's top academic student-athlete.

Year	Player	Position
2002	Kliff Kingsbury	Quarterback



▲ **MICHAEL CRABTREE** was the first two-time winner of the Biletnikoff Award in NCAA history.



▲ **BYRON HANSPARD** became Texas Tech's second Doak Walker Award winner in 1996.

CONTENTS

RED RAIDERS

STAFF

'16 REVIEW

HISTORY

RECORDS

TEXAS TECH

TEAM AWARDS

PETE CAWTHON
MEMORIAL TEAM MVP

2008	Graham Harrell	QB
2007	Michael Crabtree	WR
2006	Joel Filani	WR
2005	Taurean Henderson	RB
2004	Mike Smith	LB
2003	Wes Welker	WR
2002	Aaron Hunt	DE
	Kliff Kingsbury	QB
2001	Kevin Curtis	FS
	Ricky Williams	RB
2000	Kliff Kingsbury	QB
	Kevin Curtis	SS
1999	Sammy Morris	RB
1998	Montae Reagor	DE
1997	Montae Reagor	DE
1996	Byron Hanspard	RB
1995	Zach Thomas	LB
1994	Zach Thomas	LB
1993	Byron Morris	RB
1992	Lloyd Hill	WR
1991	Robert Hall	QB
1990	Rodney Blackshear	WR
1989	James Gray	B
1988	Billy Joe Tolliver	QB
1987	James Gray	B
1986	Roland Mitchell	DB
1985	Carl Carter	DB
1984	Freddie Wells	FB
	Dwayne Jiles	LB
1983	Ronald Byers	NG
1982	Gabriel Rivera	DL
1981	Terry Baer	LB
1980	Ted Watts	S
1979	James Hadnot	FB
1978	Don Kelly	LB
1977	Mike Mock	LB
	Billy Taylor	FB
1976	Thomas Howard	LB
1975	Pat Felix	TE
1974	Lawrence Williams	HB
1973	Joe Barnes	QB
1972	Donald Rives	G
1971	Larry Molinare	LB
1970	Bruce Dowdy	DE
1969	Denton Fox	DB
1968	Don King	G
1967	Jerry Turner	C
1966	James Henkel	T
1965	Donny Anderson	HB
1964	Jerry Don Balch	E
1963	Bill Shaha	G
1962	David Parks	E

DELL MORGAN
MEMORIAL COURAGE AWARD

2008	Rylan Reed	OL
2007	Eric Morris	IR
2006	Chris Hudler	NR
2005	Khalid Naziruddin	CB
	Trey Haverty	IR
2003	Carlos Francis	WR
2002	Rodney McKinney	DL
2001	Jason May	OL
2000	Wes Welker	RB
1999	Rob Peters	QB
1998	Rob Peters	QB
1997	Zebbie Lethridge	QB
	Cody McGuire	DT
1996	Ryan Donohue	LB
1995	Shawn Banks	LB
1994	Robert Johnson	LB
	Scott Fitzgerald	C
1993	Bruce Hill	FB
1992	Stance Labaj	OL
1991	Matt Wingo	LB
1990	Stephon Weatherspoon	LB
1989	Clifton Winston	FB
1988	Ervin Farris	FB
1987	Bart Reagor	DB
1986	Brad Hastings	LB
1985	Scott Davis	DT
1984	Joe McMeans	OG
	Wayne Dawson	DE
1983	Kerry Tecklenburg	LB
1982	Stan Williams	LB
1981	Ron Reeves	QB
1980	Roger Jones	DE
1979	Johnny Quinney	LB
1978	Brian Nelson	SE
1977	Gary McCright	LB
	Rodney Allison	QB
1976	Bill Bothwell	DT
1975	Ray Hennig	DT
1974	David Knaus	DL
1973	James Mosley	B
1972	Harold Lyons	G
1971	Marc Dove	DB
1970	Bob Mooney	DT
1969	Dickie Grigg	DB
1968	Rob Junell	LB
1967	Pat Knight	E
1966	Guy Griffis	S
1965	Tom Wilson	QB
1964	C.C. Willis	LB
1963	Sam Cornelius	E
1962	Bill Worley	HB
1961	Larry Jones	E

DONNY ANDERSON
SPORTSMANSHIP AWARD

2008	Brian Duncan	LB
2007	Brian Duncan	LB
2006	Antonio Huffman	CB
2005	Khalid Naziruddin	CB
2004	Clay McGuire	RB
2003	Preston Hartfield	RB
2002	King Scovell	IR
2001	Ryan Aycock	SS
2000	John Norman	LB
1999	Sammy Morris	RB
1998	Matt Tittle	QB
1997	Dane Johnson	FS
1996	Sone Cavazos	QB
	Jody Brown	LB
	Corey Chandler	DT
1995	Byron Hanspard	TB
1994	Byron Hanspard	TB
1993	Robert Hall	QB
1992	Tracy Saul	DB
1991	Tracy Saul	DB
1990	Bill DuBose	OT
1989	Charles Odiome	OT
	Charles Perry	DT
1988	Boyd Cowan	DB
1987	Scott Toman	QB
1986	Aubrey Richburg	OT
1985	Tim Crawford	DE
1984	Troy Smith	WR
	Brad White	DT
1983	Chuck Alexander	DB
1982	David Joeckel	C
1981	Maury Buford	P
	Tate Randle	S
1980	Jim Verden	DT
1979	Ken Walter	OT
	David Hill	DT
1978	Curtis Reed	NG
1977	Terry Anderson	C
1976	Tommy Duniven	QB
1975	Ecomet Burley	DL
1974	Tommy Cones	DE
1973	George Herro	LB
	Ken Wallace	DB
1972	Doug McCutchen	B
	Quintin Robinson	LB
1971	David Browning	L
1970	Larry Hargrave	B
1969	Tom Sawyer	B

TEAM AWARDS

**E.J. HOLUB
DOUBLE TOUGH AWARD**

2008	Rylan Reed	OL
2007	Joe Garcia	SS
2006	Chris Hudler	NT
2005	Dwayne Slay	FS
2004	Mike Smith	LB
2003	B.J. Symons	QB
2002	Kliff Kingsbury	QB
2001	Ricky Williams	RB
1999	Kyle Shipley	LB
1998	Donnie Hart	WR
1997	Stoney Garland	DT
1996	Robert Johnson	LB
1995	Zach Thomas	LB
1994	Byron Wright	DE
1993	Stacey Petrich	OT
1992	Ben Kirkpatrick	LB
1991	Rodney Blackshear	WR
1990	Stephon Weatherspoon	LB
1989	James Gray	RB
1988	Billy Joe Tolliver	QB
1987	David Stickels	OG
1986	Chris Tanner	C
1985	Tim Crawford	DE
1984	Brad White	DT
1983	Ronald Byers	DT

**CLINT RAMSEY
ACADEMIC EFFORT AWARD**

2008	J.J. Griffin
2007	David Schaefer
2006	Keith Toogood
2005	Bryan Kegans
2004	Cody Campbell
	Jeremy Woods
2003	Taylor Jobe
2002	Lennard Christensen
2001	Lance Williams
2000	Derrick Briggs
1999	Tim Duffie
1998	Sammy Morris
1997	Jayson Hansen
1996	Montae Reagor
	Taurus Rucker
1995	Shawn Hurd
1994	Byron Wright
	Scott Fitzgerald
1993	Stacey Petrich
1992	Andy Chance
1991	Matt Wingo
1990	Jason Rattan
1989	Tommy Webb
1988	Dal Watson
1987	Ricky Boysaw

**DARE TO BE GREAT
AWARD**

2008	Baron Batch	RB
2007	Chris Parker	DB
2006	Dek Bake	DT
2005	Khalid Naziruddin	CB
2004	Clay McGuire	RB
2003	Preston Hartfield	IR
2002	King Scovell	IR
2001	Mark Washington	FS
2000	Rickey Hunter	RB
1999	Taurus Rucker	DE
1998	Montae Reagor	DE
1997	Cody McGuire	DT
1996	Casey Jones	OG
1995	Corey Chandler	DT
1994	Scott Fitzgerald	C
1993	Scott Aylor	TE
1992	Tracy Saul	FS
1991	Keith Cripps	WR
1990	Tony Hooper	TE
1989	Tommy Webb	OT
1988	Clifton Winston	FB
1987	Jeff Keith	OG
1986	Danny Schwertner	DT
1985	Calvin Riggs	DE
1984	Joe McMeans	OG
1983	Curt Cole	TE
1982	David Eliff	FB
1981	C.M. Pier	DE

**J.T. KING AWARD
MOST IMPROVED PLAYER**

2008	Stephen Hamby	C
2007	Rylan Reed	OT
2006	Brandon Jones	C
	Paul Williams	LB
2005	Fred Threweatt	DT
2004	Johnnie Mack	RB
2003	Preston Hartfield	RB
2002	Mickey Peters	IR
2001	Kliff Kingsbury	QB
2000	Rickey Hunter	RB
1999	Anthony Malbrough	CB
1998	Oscar Solis	CB
1997	Tim Winn	TE
1996	Shane Dunn	OG
1995	Jerod Fiebiger	TE
1994	Zach Thomas	LB
1993	Larry Starr	FB
1992	Harry Dyas	DE
1991	Donny Brooks	DB
1990	Byron Hooper	WR
1989	Anthony Lynn	RB
1988	Charles Rowe	LB
1987	Clifton Winston	FB
1986	Monte McGuire	QB
1985	Scott Davis	DT
1984	Chris Tanner	C
1983	Dale Brown	RB
1982	Roderick Smith	TE
1981	Lewis Washington	DE
1980	Dane Kerns	DT
	Tracy Kensing	OT
1979	David Hill	DT
1978	Travis Mileur	C



▲ CODY CAMPBELL received the Clint Ramsey Academic Effort Award following the 2004 season.



▲ CALVIN RIGGS was among the first winners of the Dare to be Great Award.

CONTENTS

RED RAIDERS

STAFF

'16 REVIEW

HISTORY

RECORDS

TEXAS TECH

ALL-STAR GAMES

ALL-AMERICA BOWL

1976	Curtis Jordan	S
1969	Kenny Vinyard	K

BLUE-GRAY GAME

1997	Tony Darden	CB
1992	Stance Labaj	OG
1991	Rodney Blackshear	WR
	Mark Bounds	P
	Anthony McDowell	FB
1988	Desmond Royal	DT
	Merv Scurlark	CB
1987	Eric Everett	CB
	Artis Jackson	DT
1986	Brad Hastings	LB
	Roland Mitchell	CB
1985	Carl Carter	CB
	Mike Kinsey	LB
1984	Dwayne Jiles	LB
1983	Stan David	S
1982	Hasson Arbubakrr	DT
	Gabriel Rivera	NG
1981	Maury Buford	P
	Tate Randle	S
1980	Jeff McKinney	OLB
1977	Eric Felton	DB
	Mike Mock	LB
1975	Tony Green	CB
	Curtis Jordan	S
1970	Denton Fox	DB
	Charles Evans	E
	Jerry Don Sanders	K
1969	Roger Freeman	HB
	Jim Moylan	T
	Mike Patterson	T
	Kenny Vinyard	K
1968	Mike Leinert	HB
	John Scovell	QB
	Phil Tucker	G
1961	Bake Turner	B
1959	Ronnie Rice	HB
	Jerry Selfridge	T
1957	Pat Hartsfield	E
1955	Lonnie Graham	B
	Bill Herchman	T
	Jack Kirkpatrick	B
1954	Claude Harland	E
	Jerry Johnson	B
	Rick Spinks	E
1953	Vic Spooner	E
	Jimmy Williams	T
1951	Aubrey Phillips	C
1947	Roland Nabors	C
	Joe Smith	E
1976	Tony Green	CB

COACHES ALL-AMERICAN GAME

	Curtis Jordan	S
1975	Tommy Cones	DE
	David Knaus	NG
1974	Joe Barnes	QB
	Kenneth Wallace	DB
1973	David Corley	DT
	Russell Ingram	C
	Don Rives	LB
1972	Larry Molinare	LB
1970	Richard Campbell	E
	Charles Evans	E
	Denton Fox	B
1966	Donny Anderson	HB
1964	Dave Parks	E
1961	E.J. Holub	C
	(Army duty prevented playing)	

CHICAGO TRIBUNE ALL-STARS

1965	Donny Anderson	HB
1964	Dave Parks	C
1961	E.J. Holub	C
1959	Floyd Dellinger	HB
1956	Bill Herchman	B
1954	Bobby Cavazos	T
1952	Jerrell Price	T
1948	Roland Nabors	C
1947	James Reed	
1945	Walter Schlinkman	B

COPPER BOWL

1958	Jerry Bell	QB
	Floyd Dellinger	HB
	Phil Williams	T

DALLAS ALL-STAR

1939	Elmer Tarbox	B
1938	Lewis Jones	G

EAST WEST SHRINE GAME

2012	Cody Davis	S
	Seth Doge	QB
2009	Jamar Wall	DB
	Brandon Carter	OL
2008	Parcel McBeth	S
	Louis Vasquez	OL
2006	Joel Filani	WR
	Jarrett Hicks	WR
2005	Taurean Henderson	RB
	Dwayne Slay	FS
	E.J. Whitley	OL
2004	Adell Duckett	DE
2003	Wes Welker	WR
2002	Aaron Hunt	DE
	Lawrence Flugence	LB
2001	Kevin Curtis	FS
	Ricky Williams	RB
2000	Curtis Lowery	OL
	Sammy Morris	RB
1999	Donnie Hart	WR
	Montae Reagor	DE
1998	Dane Johnson	S
1996	Zach Thomas	LB
1995	Jon Davis	K
	Scott Fitzgerald	C
1994	Lloyd Hill	WR
1993	Tracy Saul	S
1990	James Gray	TB
1980	Ken Walter	T
1969	Don King	G
	Jackie Stewart	FB
1968	Ed Mooney	LB
1967	Ronnie Pack	G
1963	Dave Parks	E
1960	E.J. Holub	C
1957	Charlie Moore	G
1951	Jerrell Price	T
1946	Walter Schlinkman	B
1939	Elmer Tarbox	B
1929	Ransom Walker	B



▲ LLOYD HILL represented Texas Tech in the 1994 East-West Shrine Game.

ALL-STAR GAMES

HULA BOWL

2005	Khalid Naziruddin	DB
	Bristol Olomua	TE
2004	Cody Campbell	OG
	Sonny Cumbie	QB
	Dylan Gandy	C
	Daniel Loper	OT
2003	Wes Welker	WR
2002	Kliff Kingsbury	QB
	Rex Richards	OG
2000	Chris Birkholz	K
	Kris Kocurek	DT
1999	Darwin Brown	CB
	Donnie Hart	WR
1998	Tony Darden	CB
	Dane Johnson	S
1997	Casey Jones	OG
1996	Marcus Coleman	DB
	Zach Thomas	LB
1987	Chris Tanner	C
1986	Carl Carter	CB
	Mike Kinsey	LB
1980	James Hadnot	FB
1978	Rodney Allison	QB
	Dan Irons	DB
1977	Thomas Howard	LT
1974	Joe Barnes	QB
	Andre Tillman	E
1973	Don Rives	LB
1970	Richard Campbell	DE
	Denton Fox	DB
1969	Don King	G
1968	Phil Tucker	G
1967	Ronnie Pack	G
1966	Donny Anderson	B
	Tom Wilson	QB

INS ALL-SOUTHWEST 11

1956	Doug Campbell	G
	(Second Team)	

INS JUICE NORTH-SOUTH CLASSIC

2006	Keyunta Dawson	DE
	Joel Filani	WR
	Glenn January	OL
	Robert Johnson	IR
	Alex Reyes	P

OLYMPIA GOLD BOWL

1982	Tate Randle	S
------	-------------	---

NORTH-SOUTH GAME

1969	Leon Lovelace	T
1968	Jerry Turner	C
1967	David Baugh	HB
	James Henkel	T

JAPAN BOWL

1993	Charlie Biggus	OT
	Tracy Saul	S
1991	Rodney Blackshear	WR
	Anthony Lynn	RB
1990	James Gray	RB
1980	Larry Flowers	DB
1978	Rodney Allison	QB
	Dan Irons	OT
1977	Thomas Howard	LB
1976	Ecomet Burley	NG

KING ALL-AMERICA CLASSIC

1990	Charles Odiorne	T
	Kevin Sprinkles	TE

LAS VEGAS ALL-AMERICA CLASSIC

2003	Toby Cecil	C
------	------------	---

GRIDIRON CLASSIC

2004	Cody Campbell	OG
2000	Derek Dorris	WR
	John Norman	LB
1999	Darwin Brown	CB

SALAD BOWL

1955	Walter Bryan	B
	Claude Harland	E
	Bobby Hunt	G
	Jerry Johnson	B
	Ken Kummer	G
	Ralph Martin	C
	Rick Spinks	B
	Dean White	E



▲ DEANDRE WASHINGTON played in the Senior Bowl in 2015 following back-to-back 1,000 yard seasons.

SENIOR BOWL

2015	DeAndre Washington	RB
2015	Le'Raven Clark	OL
2008	Graham Harrell	QB
2002	Kliff Kingsbury	QB
2000	Sammy Morris	RB
1999	Montae Reagar	DE
1997	Ben Kaufman	OT
1994	Donny Brooks	DB
	Lloyd Hill	WR
1987	Lemuel Stinson	DB
1982	Maury Buford	P
1981	Ted Watts	FS
1980	James Hadnot	FB
1974	Andre Tillman	E
1973	Russell Ingram	C
1969	Kenny Vinyard	K
1964	Dave Parks	E
1961	E.J. Holub	C
1954	Bobby Cavazos	B
	Jimmy Williams	T

SOUTHWEST CHALLENGE

1962	Nathan Armstrong	T
	Coolidge Hunt	FB
	Johnny Lovelace	T

TEXAS VS. THE NATION

2013	Seth Doege	QB
	LaAdrian Waddle	OL
	Terry McDaniel	OL
2010	Taylor Potts	QB
	Brian Duncan	LB
2007	Danny Amendola	WR
2006	Keyunta Dawson	DE
	Brandon Jones	C

NFLPA BOWL

2013	Eric Stephens	RB
2014	Bradley Marquez	WR
	Kenny Williams	RB

CONTENTS

RED RAIDERS

STAFF

'16 REVIEW

HISTORY

RECORDS

TEXAS TECH

RED RAIDERS IN THE NFL



▲ **DANNY AMENDOLA** collected his second Super Bowl title this past season with the Patriots. Amendola caught a touchdown in the come-from-behind victory over the Falcons and also found the endzone on a crucial two-point conversion late in the game.

EUGENE ALFORD, B

Portsmouth Spartans	1931-33
Cincinnati Reds	1934
St. Louis Gunners	1934

JACE AMARO, TE

New York Jets	2014-15
Tennessee Titans	2016-present

DANNY AMENDOLA, WR

St. Louis Rams	2009-12
New England Patriots	2013-present

GLEN AMERSON, B

Philadelphia Eagles	1961
---------------------	------

DONNY ANDERSON, B

Green Bay Packers	1966-71
St. Louis Cardinals	1972-74

HASSON ARBUAKRR, DE

Tampa Bay Bucs	1983
Minnesota Vikings	1984

JUNIOR ARTERBURN, QB

Chicago Cardinals	1954
-------------------	------

TIM BAKER, WR

Pittsburgh Steelers	2001
Carolina Panthers	2002
San Diego Chargers	2003

JOE BARNES, QB

Chicago Bears	1974
---------------	------

BARON BATCH, RB

Pittsburgh Steelers	2011-12
---------------------	---------

WINFORD BAZE, B

Philadelphia Eagles	1937
---------------------	------

HUB BECHTOL, E

Baltimore Colts	1947-49
-----------------	---------

BRONT BIRD, LB

San Diego Chargers	2011-13
--------------------	---------

JAMALL BROUSSARD, KR/PR

Carolina Panthers	2004
-------------------	------

WILLIAM BROWN, B

Brooklyn Dodgers	1943
Brooklyn Tigers	1944
Pittsburgh Steelers	1945

ROBERT BRYANT, OT

San Francisco 49ers	1946-49
---------------------	---------

WALTER BRYANT, B

Baltimore Colts	1955
-----------------	------

MAURY BUFORD, P

San Diego Chargers	1982-84
Chicago Bears	1985-86, 89-91
New York Giants	1988

VICTOR BURNETT, DE

St. Louis Cardinals	1987
---------------------	------

J.R. CALLAHAN, B

Detroit Lions	1946
---------------	------

CODY CAMPBELL, OL

Indianapolis Colts	2005
--------------------	------

JOHN CARRELL, LB

Houston Oilers	1966
----------------	------

CARL CARTER, DB

St. Louis Cardinals	1986-87
Phoenix Cardinals	1988-89
Cincinnati Bengals	1990
Tampa Bay Bucs	1991
Green Bay Packers	1992

BOBBY CAVAZOS, B

Chicago Cardinals	1954
-------------------	------

TOBY CECIL, C

Carolina Panthers	2004
St. Louis Rams	2004-05

LE'RAVEN CLARK, OL

Indianapolis Colts	2016-present
--------------------	--------------

MARCUS COLEMAN, DB

New York Jets	1996-01
Houston Texans	2002-05
Dallas Cowboys	2006

MICHAEL CRABTREE, WR

San Francisco 49ers	2009-14
Oakland Raiders	2015-present

TIM CRAWFORD, LB

Cleveland Browns	1987
------------------	------

KEVIN CURTIS, S

San Francisco 49ers	2002
---------------------	------

STAN DAVID, LB

Buffalo Bills	1984
Kansas City Chiefs	1986

CODY DAVIS, S

Los Angeles Rams	2013-present
------------------	--------------

GAINES DAVIS, OG

New York Giants	1936
-----------------	------

WILLIAM DAVIS, OT

Chicago Cardinals	1940-41
Brooklyn Dodgers	1943
Miami Seahawks	1946

KEYUNTA DAWSON, DE

Indianapolis Colts	2007-10
Detroit Lions	2011
Tennessee Titans	2012-12
New Orleans Saints	2013

DEREK DORRIS, WR

New York Giants	2002
-----------------	------

GWYN DOWELL, B

Chicago Cardinals	1935-36
-------------------	---------

TOMMY DUNIVEN, QB

Houston Oilers	1977-78
----------------	---------

RALPH EARHART, B

Green Bay Packers	1948-49
-------------------	---------

RED RAIDERS IN THE NFL

LIN ELLIOTT, K

Dallas Cowboys	1992-93
Kansas City Chiefs	1994-95

ERIC EVERETT, DB

Philadelphia Eagles	1988-89
Tampa Bay Buccaneers	1990
Kansas City Chiefs	1991
Minnesota Vikings	1992

ERIC FELTON, DB

New Orleans Saints	1978-79
New York Giants	1980

LARRY FLOWERS, DB

New York Giants	1980-84
New York Jets	1985

ROBERT FLOWERS, C

Green Bay Packers	1942-49
-------------------	---------

CARLOS FRANCIS, WR

Oakland Raiders	2004-07
-----------------	---------

DYLAN GANDY, OL

Indianapolis Colts	2005-07
Denver Broncos	2008
Oakland Raiders	2008
Detroit Lions	2009-13

ROGER GILL, E

Philadelphia Eagles	1964-65
---------------------	---------

JAKEEM GRANT, WR

Miami Dolphins	2016-present
----------------	--------------

JAMES HADNOT, B

Kansas City Chiefs	1980-83
--------------------	---------

JOSELIO HANSON, DB

San Francisco 49ers	2004-05
Philadelphia Eagles	2006-11
Oakland Raiders	2012

BYRON HANSPARD, RB

Atlanta Falcons	1997-00
Tampa Bay Buccaneers	2002

GRAHAM HARRELL, QB

Green Bay Packers	2010-12
-------------------	---------

LEONARD HARRIS, WR

Tampa Bay Buccaneers	1986
Houston Oilers	1987-93
Atlanta Falcons	1994

WILLIAM HERCHMAN, OT

San Francisco 49ers	1956-59
Dallas Cowboys	1960-61
Houston Oilers	1962

WILLIAM HOLCOMB, OT

Philadelphia Eagles	1937
---------------------	------

PAT HOLMES, OT

Houston Oilers	1966-72
Kansas City Chiefs	1973

E.J. HOLUB, LB/C

Dallas Texans	1961-62
Kansas City Chiefs	1963-70

THOMAS HOWARD, LB

Kansas City Chiefs	1977-83
St. Louis Cardinals	1984-85

VAN HUGHES, DE

St. Louis Cardinals	1986
Seattle Seahawks	1987

ANTHONY HUTCHISON, B

Chicago Bears	1983-84
Buffalo Bills	1985

KERRY HYDER, DL

New York Jets	2014
Detroit Lions	2015-present

CHARLES JACKSON, S

Washington Redskins	1987
---------------------	------

DWAYNE JILES, LB

Philadelphia Eagles	1985-88
New York Giants	1989

LEONARD JONES, DB

Denver Broncos	1987
----------------	------

LEW JONES, LB

Brooklyn Dodgers	1943
------------------	------

CURTIS JORDAN, DB

Tampa Bay Buccaneers	1976-80
Washington Redskins	1981-86

WILLIAM KELLEY, E

Green Bay Packers	1949
-------------------	------

ROBERT KILCULLEN, OT

Chicago Bears	1957-65
---------------	---------

KLIFF KINGSBURY, QB

New England Patriots	2003
New Orleans Saints	2004
New York Jets	2005

KRIS KOCUREK, DT

Seattle Seahawks	2001
Tennessee Titans	2001-02



▲ MICHAEL CRABTREE



▲ CODY DAVIS



▲ JULIO HANSON

CONTENTS

RED RAIDERS

STAFF

'16 REVIEW

HISTORY

RECORDS

TEXAS TECH

RED RAIDERS IN THE NFL

JIM KRAHL, DB

New York Giants	1978
Baltimore Colts	1979
San Francisco 49ers	1980

DEVIN LEMONS, DE

Chicago Bears	2001-02
Washington Redskins	2004

ZEBBIE LETHRIDGE, DB

Miami Dolphins	2001-02
----------------	---------

DAVE LLOYD, LB

Cleveland Browns	1959-61
Detroit Lions	1962
Philadelphia Eagles	1963-70

DANIEL LOPER, OT

Tennessee Titans	2005-08
Detroit Lions	2009
Oakland Raiders	2009-2010

ANTHONY LYNN, B

Denver Broncos	1993
San Francisco 49ers	1995-96
Denver Broncos	1997-99

PATRICK MAHOMES II, QB

Kansas City Chiefs	2017-present
--------------------	--------------

ANTHONY MALBROUGH, DB

Cleveland Browns	2000
Houston Texans	2002

JOSEPH MAREK, B

Brooklyn Dodgers	1943
------------------	------

BRADLEY MARQUEZ, WR

Los Angeles Rams	2015-present
------------------	--------------

DARCEL MCBATH, DB

Denver Broncos	2009-10
Jacksonville Jaguars	2011
San Francisco 49ers	2012-13

ANTHONY MCDOWELL, RB

Tampa Bay Buccaneers	1992-94
----------------------	---------

MONTE MCGUIRE, QB

Denver Broncos	1987
----------------	------

DERRELL MITCHELL, E

New Orleans Saints	1994
--------------------	------

ROLAND MITCHELL, DB

Buffalo Bills	1987
Phoenix Cardinals	1989
Atlanta Falcons	1990
Green Bay Packers	1991-94

MIKE MOCK, LB

New York Jets	1977
---------------	------

ED MOONEY, LB

Detroit Lions	1968-71
Baltimore Colts	1972-73

BYRON "BAM" MORRIS, B

Pittsburgh Steelers	1994-95
Baltimore Ravens	1996-96
Kansas City Chiefs	1997-99

SAMMY MORRIS, RB

Buffalo Bills	2000-03
Miami Dolphins	2004-06
New England Patriots	2007-10
Dallas Cowboys	2011

ROLAND NABORS, C

New York Yankees	1948
------------------	------

JAMES NEILL, B

New York Giants	1937
Chicago Cardinals	1939

TRUETT OWENS, G

Brooklyn Dodgers	1943
------------------	------

DAVE PARKS, E

San Francisco 49ers	1964-67
New Orleans Saints	1968-72
Houston Oilers	1973

MAC PERCIVAL, K

Dallas Cowboys	1967
Chicago Bears	1968-73

JERRELL PRICE, G

Chicago Cardinals	1951
-------------------	------

MANUEL RAMIREZ, OL

Detroit Lions	2007-10
Denver Broncos	2011-14
Detroit Lions	2015-16

HERSCHEL RAMSEY, E

Philadelphia Eagles	1938-40, 45
---------------------	-------------

TATE RANDLE, DB

Houston Oilers	1982
Baltimore Colts	1983-86
Miami Dolphins	1987

WALTER RANKIN, B

Chicago	1941, 43, 45-47
Pittsburgh Steelers	1944



▲ ZACH THOMAS



▲ MANNY RAMIREZ



▲ WES WELKER

RED RAIDERS IN THE NFL

MONTAE REAGOR, DE

Denver Broncos	1999-02
Indianapolis Colts	2003-06
Philadelphia Eagles	2007-08

GABRIEL RIVERA, DT

Pittsburgh Steelers	1983
---------------------	------

DON RIVES, LB

Chicago Bears	1973-78
---------------	---------

PETE ROBERTSON, LB

Seattle Seahawks	2016
------------------	------

EDWARD ROBNETT, B

San Francisco 49ers	1947
---------------------	------

FRANCIS SACHESE, B

Brooklyn Dodgers	1943
Brooklyn Tigers	1944
Boston Yankees	1945

WALTER SCHLINKMAN, B

Green Bay Packers	1946-50
-------------------	---------

PRINCE SCOTT, E

Miami Seahawks	1946
----------------	------

KING SIMMONS, DB

Cleveland Browns	1986-87
San Diego Chargers	1987

JOSEPH SMITH, E

Baltimore Colts	1948
-----------------	------

MIKE SMITH, LB

Baltimore Ravens	2005-07
------------------	---------

TIMMY SMITH, B

Washington Redskins	1987-88
---------------------	---------

WILL SMITH, LB

Dallas Cowboys	2014
----------------	------

RICHARD STAFFORD, E

Philadelphia Eagles	1962-63
---------------------	---------

LEMUEL STINSON, DB

Chicago Bears	1989-92
Atlanta Falcons	1993

B.J. SYMONS, QB

Houston Texans	2004-05
----------------	---------

BILLY TAYLOR, B

New York Giants	1978-81
Los Angeles Raiders	1982

ZACH THOMAS, LB

Miami Dolphins	1996-07
Dallas Cowboys	2008

ANDRE TILLMAN, TE

Miami Dolphins	1975-78
----------------	---------

BILLY JOE TOLLIVER, QB

San Diego Chargers	1989-90
Atlanta Falcons	1991-93
Houston Oilers	1994
Atlanta Falcons	1996-97
New Orleans Saints	1998-00

BAKE TURNER, E/B

Baltimore Colts	1962
New York Jets	1963-69
Boston Patriots	1970

LOUIS VASQUEZ, OL

San Diego Chargers	2009-2012
Denver Broncos	2013-15

KENNY VINYARD, K

Atlanta Falcons	1970
-----------------	------

TED WATTS, DB

Oakland Raiders	1981-84
New York Giants	1985
San Diego Chargers	1987

GEORGE WEBB, E

Brooklyn Dodgers	1943
------------------	------

WES WELKER, IR

San Diego Chargers	2004
Miami Dolphins	2004-06
New England Patriots	2007-12
Denver Broncos	2013-14
Los Angeles Rams	2015

BRANDON WILLIAMS, DE

Dallas Cowboys	2010
Arizona Cardinals	2011-2012

LAWRENCE WILLIAMS, E

Kansas City Chiefs	1976-77
Cleveland Browns	1977



▲ ANTHONY LYNN became the first Red Raider to be named a NFL head coach this past January.

LaADRIAN WADDLE, OL

Detroit Lions	2013-15
New England Patriots	2015-present

SAMMY WALKER, DB

Pittsburgh Steelers	1991-92
Kansas City Chiefs	1993
Green Bay Packers	1994

WAYNE WALKER, WR

San Diego Chargers	1989
--------------------	------

JAMAR WALL, DB

Dallas Cowboys	2010
Houston Texans	2010
Philadelphia Eagles	2010

JOEWALTER, T

Cincinnati Bengals	1985-97
--------------------	---------

DEANDRE WASHINGTON, RB

Oakland Raiders	2016-present
-----------------	--------------

REX WILLIAMS, C

Chicago Cardinals	1940
New York Americans	1940
Detroit Lions	1945

RICKY WILLIAMS, RB

New Orleans Saints	2002
Indianapolis Colts	2002-03

SHAUD WILLIAMS, RB

Buffalo Bills	2004-06
---------------	---------

BERNARD WINKLER, T

Los Angeles Dons	1948
------------------	------

CONTENTS

RED RAIDERS

STAFF

'16 REVIEW

HISTORY

RECORDS

TEXAS TECH

RED RAIDERS IN THE NFL DRAFT



▲ **PATRICK MAHOMES II** was selected by the Kansas City Chiefs with the No. 10 overall pick of the 2017 NFL Draft, marking the highest a Red Raider quarterback had ever been chosen. He was the first Red Raider to be taken in the top 10 since Michael Crabtree was selected at the same spot of the 2009 draft.

YEAR	PLAYER	ROUND	TEAM	YEAR	PLAYER	ROUND	TEAM
2017	Patrick Mahomes II, QB	1st	Kansas City	1994	Byron Morris, RB	3rd	Pittsburgh
2016	Le'Raven Clark, OL	3rd	Indianapolis		Lloyd Hill, WR	6th	Chicago
	DeAndre Washington, RB	5th	Oakland		Derrell Mitchell, FL	6th	New England
	Jakeem Grant, WR	6th	Miami	1992	Anthony McDowell, FB	8th	Tampa Bay
2014	Jace Amaro, TE	2nd	New York Jets		Donald Harris, CB	12th	Dallas
	Will Smith, LB	7th	Cowboys	1991	Sammy Walker, CB	4th	Pittsburgh
2011	Baron Batch, RB	7th	Steelers	1990	James Gray, TB	5th	New England
2010	Jamar Wall, DB	6th	Dallas	1989	Billy Joe Tolliver, QB	2nd	San Diego
2009	Michael Crabtree, WR	1st	San Francisco	1988	Eric Everett, CB	5th	Philadelphia
	Darcel McBath, DB	2nd	Denver		Lemuel Stinson, CB	6th	Chicago
	Louis Vasquez, OL	3rd	San Diego		Artis Jackson, DT	10th	Miami
	Brandon Williams, DL	4th	Dallas	1987	Roland Mitchell, CB	2nd	Buffalo
2007	Manuel Ramirez, OL	4th	Detroit		Timmy Smith, RB	5th	Washington
	Joel Filani, WR	6th	Tennessee		Leonard Jones, R	9th	Minnesota
	Keyunta Dawson, DL	7th	Indianapolis	1986	Tim Crawford, DE	3rd	New York Jets
2006	E.J. Whitley, OL	7th	Dallas		Carl Carter, FS	4th	St. Louis
2005	Dylan Gandy, C	4th	Indianapolis		King Simmons, CB	12th	Cleveland
	Daniel Loper, OT	5th	Tennessee	1985	Dwayne Jiles, LB	5th	Philadelphia
	Mike Smith, LB	7th	Baltimore		Joe Walter, OT	7th	Cincinnati
2004	Carlos Francis, WR	4th	Oakland		Brad White, DT	11th	New York Jets
	B.J. Symons, QB	7th	Houston	1984	Stan David, FS	7th	Buffalo
2003	Aaron Hunt, DE	6th	Denver	1983	Gabriel Rivera, DT	1st	Pittsburgh
	Kliff Kingsbury, QB	6th	New England		Hasson Arbubakrr, DT	9th	Tampa Bay
2002	Kevin Curtis, S	4th	San Francisco		Anthony Hutchison, HB	10th	Chicago
2001	Kris Kocurek, DT	7th	Seattle	1982	Maury Buford, P	8th	San Diego
2000	Anthony Malbrough, DB	5th	Cleveland		Tate Randle, S	8th	Miami
	Sammy Morris, RB	5th	Cleveland		Ron Reeves, QB	10th	Houston
1999	Montae Reagor, DE	2nd	Denver	1981	Ted Watts, DB	1st	Oakland
	Darwin Brown, DB	5th	Denver	1980	James Hadnot, TE/FB	3rd	Kansas City
1998	Tony Darden, DB	7th	Minnesota		Larry Flowers, WS	4th	Tampa Bay
1997	Byron Hanspard, RB	2nd	Atlanta		Ken Walter, OT	8th	Baltimore
1996	Marcus Coleman, DB	5th	New York Jets		Jeff Copeland, LB	8th	Cleveland
	Zach Thomas, LB	5th	Miami		Willie Stephens, CB	10th	Chicago

RED RAIDERS IN THE NFL DRAFT

YEAR	PLAYER	ROUND	TEAM
1979	Brian Nelson, SE	11th	Minnesota
1978	Billy Taylor, FB	4th	New York Giants
	Eric Felton, CB	5th	New Orleans
	Jim Krahl, DT	5th	New York Giants
	Mike Mock, DE	8th	New York Jets
	Dan Irons, OT	12th	San Francisco
1977	Thomas Howard, LB	3rd	Kansas City
	Tommy Duniven, QB	6th	Cincinnati
1976	Curtis Jordan, S	6th	Tampa Bay
	Tony Green, DB	17th	Atlanta
1975	Lawrence Williams, HB	7th	New England
	Calvin Jones, SE	16th	Philadelphia
1974	Andre Tillman, TE	2nd	Miami
	Joe Barnes, QB	13th	Chicago
1973	Russell Ingram, OG	9th	Atlanta
	Don Rives, DT	15th	Chicago
1972	John Odom, R	10th	New York Giants
1970	Denton Fox, DB	3rd	Dallas
	Charley Evans, TE	9th	Kansas City
	Jerry Sanders, K	12th	Cleveland
1969	Jacky Stewart, FB	4th	Baltimore
	Kenny Vinyard, K	6th	Green Bay
	Leon Lovelace, DT	13th	Buffalo
	Jim Moylan, DT	13th	Minnesota
	Gary Golden, S	15th	San Francisco
1968	Ed Mooney, LB	4th	Detroit
	Mike Leinert, HB	15th	Oakland
1967	Ronnie Pack, OG	12th	New Orleans
1966	Jerry Lovelace, HB	14th	Washington
1965	Donny Anderson, RB	1st	Green Bay (NFL)
	Jim Zanios, FB	9th	Dallas (NFL)
	John Carrell, OT	15th	Pittsburgh (NFL)
	Jeff White, TE	18th	Green Bay (NFL)
	Leo Lowery, FB	18th	Los Angeles (NFL)
	Donny Anderson, RB	1st	Houston (AFL)
	John Carrell, OT	7th	Oakland (AFL)
	Jeff White, TE	11th	San Diego (AFL)
1964	Dave Parks, TE	1st	San Francisco (NFL)
	Dave Parks, TE	4th	San Diego (AFL)
1963	Roger Gill, DE	12th	Philadelphia (NFL)
	Coolidge Hunt, FB	16th	Green Bay (NFL)
	Roger Gill, DE	22nd	San Diego (AFL)
1962	Pat Holmes, OT	3rd	Philadelphia
	Bake Turner, HB	12th	Baltimore
1961	E.J. Holub, C	2nd	Dallas Cowboys (NFL)
	E.J. Holub, C	1st	Dallas Texans (AFL)
1960	Ken Talkington, QB	2nd	Los Angeles
1958	Gene Bartley	7th	Chicago
	Max Brod	24th	New York Giants
	Floyd Dellinger, QB	27th	Pittsburgh
	Bob Witucki, QB	27th	San Francisco
1957	Bob Kilcullen, OT	8th	Chicago
	Don Williams, QB	13th	Chicago
1956	Bill Herschman	3rd	San Francisco
	Don Schmidt, HB	6th	Baltimore
	Jerry Walker, OT	12th	Chicago
	James Sides, FB	13th	Philadelphia
	Ken Vakey, DE	19th	Green Bay
	Ronnie Herr, HB	21st	Chicago
1955	Bryan Walter	9th	Baltimore
	Claude Harland, TE	10th	Los Angeles

YEAR	PLAYER	ROUND	TEAM
	Rick Spinks, FB	21st	Cleveland
	Ken Elmore	22nd	Los Angeles
1954	Bobby Cavazos, HB	3rd	Chicago
	Jimmie Williams, OT	8th	Green Bay
	Karl Klutz	17th	San Francisco
1953	Jim Turner, HB	18th	Washington
1952	Jerrell Price, OT	6th	Los Angeles
	Aubrey Phillips	13th	Los Angeles
1951	Jerrell Price, OT	20th	New York
	Ed Price	27th	New York
	Earl Jackson	29th	Los Angeles
1950	Elbert Johnson	27th	Detroit
1949	Glenn Lewis	5th	Green Bay (NFL)
	Charles Reynolds	6th	Los Angeles (NFL)
	Bobby Williams	14th	Green Bay (NFL)
	Bill Kelly	23rd	Green Bay (NFL)
	Abbie Reynolds	15th	Chicago (AAFC)
1948	Floyd Lawhorne	24th	Washington (NFL)
	Ralph Earhart	32nd	Green Bay (NFL)
	Joe Smith	5th	Baltimore (AAFC)
	Bernie Winkler	14th	Los Angeles (AAFC)
	Floyd Lawhorne	23rd	San Francisco (AAFC)
1947	Roland Nabors, C	18th	Boston (NFL)
	Gene Standefer	26th	Los Angeles (NFL)
	Joe Smith	26th	Chicago (NFL)
	Bernie Winkler	30th	Philadelphia (NFL)
	Ed Robnett	12th	San Francisco (AAFL)
	Roland Nabors, C	18th	New York (AAFL)
1946	Pat Farris	10th	Detroit
	Ed Robnett	18th	Washington
	Newman Ledbetter	28th	Chicago
1945	Walter Schlinkman, RB	1st	Green Bay
	Jack Dillon	27th	New York Giants
1944	Roger Smith	7th	Chicago
	Bucky Gillenwater	23rd	Brooklyn
1943	Doyle Carraway	9th	New York Giants
1942	Charley Dvoracek	19th	Philadelphia
1941	Lonnie McCurry	16th	Brooklyn
1940	Rex Williams	7th	New York Giants
	Bill Davis	11th	Chicago
1939	Elmer Tarbox, HB	3rd	Cleveland
1938	Herschel Ramsey	6th	Philadelphia



▲ E.J. HOLUB became a star in the NFL after the Dallas Cowboys selected him in the second round of the 1961 NFL Draft.

CONTENTS

RED RAIDERS

STAFF

'16 REVIEW

HISTORY

RECORDS

TEXAS TECH

TEXAS TECH HALL OF FAME



▲ **WES WELKER** joined the prestigious group of former student-athletes to join the Texas Tech Hall of Fame in 2016. Welker, who had an outstanding NFL career with stops with the Dolphins, Patriots and Broncos, is seen here with Double T Varsity Club Director Rodney Allison as well as Tommy McVay and Toby Cecil.

The Texas Tech Hall of Fame is determined by outstanding athletic achievement and the individuals that have brought distinction to the Texas Tech Athletics program through their athletic accomplishments, but also continually displaying qualities of sportsmanship, character and integrity. Former athletes are eligible for consideration a minimum of 10 years after their class has graduated. Since the Hall of Fame's initial ceremony, 147 people have been inducted. More detailed information can be found at TexasTech.com.

INDUCTEE	YEAR INDUCTED
JACK ALDERSON	1999
Basketball – 1950-52	
RODNEY ALLISON	2003
Football – 1975-77	
DONNY ANDERSON	1978
Football – 1963-65	
E. F. (JUNIOR) ARTERBRUN,	1979
Football – 1950-51	
GARY ASHBY,	1999
Baseball, Player and Head Coach	
MICHI ATKINS	2006
Women's Basketball – 1992-96	
*DOUG AULT,	1990
Baseball – 1971-72	
*GENERAL ROSS AYERS,	1966
Football – 1930-32	
*TY BAIN,	1990
Football – 1939-41	
AMANDA BANKS	2004
Track 1986-89	
JOSH BARD	2016
Baseball 1997-99	
JOE BARNES,	1986
Football – 1971-73	
*GENE BARNETT,	1987
Football – 1937-38	
*VERNON (BUDDY) BARRON,	1976
Football – 1950-52	
TONY BATTIE	2017
Men's Basketball – 1995-97	
RODNEY BLACKSHEAR	2013
Football – 1987-91	

CHRIS BLOCKER	2013
Men's Golf – 1959-61	
MARK BRANDENBURG	2008
Baseball – 1991-92	
ANGIE BRAZIEL	2009
Women's Basketball – 1998-99	
*J.O. (BUDDY) BROTHERS	1971
Football – 1927-30	
*MARSHALL BROWN	1970
Basketball – 1939-40	
A.J. "JAKE" BROYLES	2007
Tennis – 1950-52	
SHARON MOULTRIE	1998
Track – 1979-82	
CLINT BRYANT	2006
Baseball – 1993-96	
MAURY BUFORD	2001
Football – 1978-81	
RICK BULLOCK,	1985
Basketball – 1973-76	
ECOMET BURLEY	2004
Football – 1972-75	
JILL BURNESS	2007
Volleyball – 1995-96	
SANDY BUTLER	2011
Softball – 1998-2001	
JOHN PAUL CAIN	1998
Golf; 1955-56, 1958-1959	
*D. C. (PREACHER) CALLOWAY	1985
Football – 1925-26	
*HURLEY CARPENTER	1962
Football and Track – 1925-29	
BOBBY CAVAZOS	1968
Football – 1951-53	
LISA CLARK	2010
Volleyball – 1987-90	
MARCUS COLEMAN	2010
Football – 1992-95	
LEIGH DANIEL	2012
Track & Field – 1998-01	
HAROLD DENNEY	2013
Men's Basketball – 1962-65	
JOE DILLON	2008
Baseball – 1995-97	

*G. C. (MULE) DOWELL	1963
Football – 1932-34; Coach and Administrator 1939-41	
LIN ELLIOTT	2015
Football – 1988-91	
ANDRE EMMETT	2017
Men's Basketball – 2001-04	
*MARSH FARMER	1962
Track – 1938-40	
*JOHN FARQUHAR	1990
Golf – 1955-56, 1958-59	
WILL FLEMONS	2003
Basketball – 1990-93	
*DENTON FOX	2001
Football – 1967-69	
RUBEN GARCIA	1991
Baseball – 1970-73	
MARSHALL GETTYS	1967
Football – 1947-50	
LARRY GILBERT	2011
Football – 1965-67	
*BYRON GILBREATH	1984
Football and Basketball – 1941-42	
KEITH GINTER	2009
Baseball – 1997-98	
ROBERT GRAHAM	2005
Swimming – 1966-67	
JAMES GRAY	2007
Football – 1986-89	
JOHNNY GRIMES	2010
Baseball – 1981-84	
*J. L. GULLEY	1981
Football – 1947-49	
*JAMES HADNOT	2005
Football – 1976-79	
JERRY HAGGARD	1987
Basketball and Baseball – 1967-69	
ROBERT HALL	2008
Football – 1990-93	
BYRON HANSPARD	2012
Football – 1994-96	
CHUCK HARRISON	2009
Baseball – 1961-62	
PAT HARTSFIELD	2013
Football – 1954-57	

TEXAS TECH HALL OF FAME

*BRAD HASTINGS	2011
Football – 1983-86	
TIM HATCH	1987
Football – 1948-50	
ERNEST HAWKINS	1975
Football, Basketball, Track – 1944, 1947-50	
*GARLAND HEAD	1982
Football and Basketball – 1941-43, 1946	
LISA HILGERS	2013
Volleyball – 1995-98	
*LEON (POD) HILL	2005
Basketball – 1957-59	
LLOYD HILL	2005
Football – 1990-93	
*VOLNEY (SATCH) HILL	1965
Football and Baseball – 1925-28	
E. J. HOLUB	1977
Football – 1958-60	
THOMAS HOWARD	1993
Football – 1974-76	
HAROLD HUDGENS	2006
Men's Basketball – 1959, 61-62	
MIKE HUMPHREYS	2005
Baseball – 1986-88	
CARL INCE	2007
Basketball – 1953-55	
DAN IRONS	1999
Football – 1975-77	
*ED IRONS	1973
Football and Basketball – 1940-42	
LARRY ISAAC	2014
Football – 1973-76	
BUBBA JENNINGS	1995
Basketball – 1981, 1983-85	
JERRY JOHNSON	2007
Football – 1951-54	
JONATHAN JOHNSON	2016
Track – 2002-05	
NOEL JOHNSON	2005
Basketball – 1992-95	
CURTIS JORDAN	1999
Football – 1972-75	
BILL KELLEY	1980
Football, Basketball and Track – 1945-48	
DON KING	2008
Football – 1966-68	
KRISTA KIRKLAND	2003
Basketball – 1990-93	
JACK KIRKPATRICK	1971
Football – 1952-55	
BOBBY KOHLER	2017
Baseball – 1979-82	
*GEORGE LANGFORD	1964
Football – 1929-32	
RICHARD LITTLE	2011
Basketball – 1971-73	
LISA LOVE	2000
Volleyball – 1974-77	
SHEREEFA LLOYD	2017
Track & Field – 2004-05	
DUB MALAISE	1984
Basketball – 1964-66	

JESSE MARSH	1992
Diving – 1964-66	
RONNIE MATTSON	2015
Baseball – 1973-76	
JAMES MAYS	1991
Track – 1978-81	
*LONNIE "PRIMO" McCURRY	2000
Football – 1938-40	
*DOUG McCUTCHEEN	2009
Football – 1970-73	
BECKY (BOXWELL) McILRAITH	2005
Volleyball – 1984-87	
ROBERT McKinNEY	2008
Golf – 1967-70	
JEFF MITCHELL	2001
Golf – 1974-76; Golf Coach – 1990-2000	
BAM MORRIS	2012
Football – 1991-93	
*G. B. MORRIS	1979
Football – 1933-34	
DEL RAY MOUNTS	1977
Basketball – 1960-62	
GERALD MYERS	1969
Basketball – 1957-59; Head Basketball Coach – 1971-90; Athletics Director – 1996-2011	
*ROLAND (TUFFY) NABORS	1985
Football – 1946-47; Basketball – 1943, 1946-47	
*WALKER NICHOLS	1968
Football – 1933-35	
*WINFIELD W. (WINDY) NICKLAUS	1966
Football – 1925-28; Baseball – 1926-28	
*PAUL NOLEN	1998
Basketball – 1951-53	
CHARLES ODIORNE	2004
Football – 1986-89	
JOHN OWENS	1993
Baseball – 1968-71	
DAVE PARKS	1990
Football – 1961-63	
JIA PERKINS	2016
Women's Basketball – 2000-04	
PLENETTE PIERSON	2014
Women's Basketball – 1999-2003	
*AUBREY (RED) PHILLIPS	1986
Football – 1949-51	
DELROY POYSER	2015
Track - 1982-85	

*JERRELL PRICE	1974
Football – 1949-51	
*YANCY PRICE	1974
Football – 1930-33	
*HERSCHEL RAMSEY	2010
Football – 1935-37	
TATE RANDLE	2015
Football – 1978-81	
MONTAE REAGOR	2010
Football – 1995-98	
JIM W. REED	1967
Basketball – 1953-56	
RON REEVES	2007
Football – 1978-81	
AMANDA RENFRO	2012
Softball – 1998-01	
*CHARLES REYNOLDS	2005
Track – 1946-48	
GABRIEL RIVERA	1993
Football – 1979-82	
DON RIVES	2006
Football – 1970-72	
CONNIE ROBINSON	2017
Women's Basketball – 1993-95	
JASON SASSER	2007
Basketball – 1993-96	
TRACY SAUL	2003
Football – 1989-92	
*WALTER SCHLINKMAN	1961
Football and Track – 1942, 1944-45	
*PRINCE SCOTT	1986
Football – 1938-40	
JOHN SCOVELL	1981
Football – 1965-67	
*JAMES SIDES	2011
Football – 1952-55	
VIC SPOONER	2015
Football – 1952-53	
SHERYL SWOOPEES	2003
Basketball – 1991-93	
KEN TALKINGTON	1973
Football – 1957-59	
*ELMER TARBOX	1961
Football, Basketball, and Track – 1937-40	
JEFF TAYLOR	2007
Basketball – 1979-82	



▲ **ROBERT HALL** was inducted into the Texas Tech Hall of Fame as part of the 2008 class.

CONTENTS

RED RAIDERS

STAFF

'16 REVIEW

HISTORY

RECORDS

TEXAS TECH

TEXAS TECH HALL OF FAME

ZACH THOMAS 2006	PHIL TUCKER 1992	WES WELKER 2016
Football – 1992-95	Football – 1965-67	Football – 2000-03
ALICIA THOMPSON 2008	BAKE TURNER 2009	*DIXIE WHITE 1983
Basketball – 1995-98	Football – 1959-61	Football – 1937-39
CAROLYN THOMPSON 1997	JERRY TURNER 2009	RICKY WILLIAMS 2012
Basketball – 1981-84	Football – 1965-68	Football – 1997-01
TRACY THOMPSON 2006	KENNY VINYARD 2013	ELMER WILSON 1992
Women's Golf – 1993-96	Football – 1966-68	Football – 1951-54; Baseball – 1954-55
TYRONETHURMAN 2002	*JERRY WALKER 1969	TOM WILSON 1990
Football – 1985-88	Football – 1952-55	Football – 1963-65
ANDRE TILLMAN 1992	*RANSOM WALKER 1961	*CHARLES WOOLDRIDGE 1964
Football – 1971-73	Football, Basketball and Track – 1926-29	Football and Track – 1928-30
BILLY JOE TOLLIVER 2002	TONY WALTON 2006	SHANE WRIGHT 2011
Football – 1985-88	Track – 1989-92	Baseball – 1997-99
STACY (KOLB) TOTMAN 2014	TED WATTS 2016	<i>*denotes deceased</i>
Women's Golf – 1993-95	Football – 1978-80	

TEXAS TECH HALL OF HONOR

The Texas Tech Hall of Honor is determined by outstanding contributions to Texas Tech Athletics. To be eligible to receive this award, the recipient shall have made a major contribution to the success of athletics at Texas Tech University, while displaying qualities of sportsmanship, character and integrity. Since the Hall of Honor's initial ceremony, over 40 people have been inducted.

DR. R.G. "WICK" ALEXANDER 2000	SPIKE DYKES 2001	*T.L. LEACH 1977
Football, Baseball	Head Football Coach – 1986-99; Asst Coach – 1984-86	Athletics Council Member and Chairman – 22 years
LARRY ANDERSON 2013	*R. P. (BOB) FULLER 1979	CHARLES LYNCH 2009
Baseball	Executive Committee Red Raider Club; Past President	Basketball – 1957-59
JOYCE ARTERBRUN 2003	*JOE KIRK FULTON 2010	*DANNY MASON 2002
Creator of the High Riders – 1976	First Masked Rider – 1954	Golf Coach – 1964-66, 1969-80
*JENNIE BAILEY 2016	*GENE GIBSON 2002	*JEANNINE McHANEY 1995
Football – Administrative Assistant	Basketball – 1947-50; Basketball Head Coach – 1962-69	Coach and Administrator – 1966-1994
*ALLEN (CHUFF) BENTON, 1975	LARRY HAYS 2013	JIM McNALLY 1993
Red Raider Club President – 1958-60	Head Baseball Coach – 1987-2008	Swimming Coach – 1959-79
JIM CARLEN 2008	JANICE HUDSON 2001	*DELL MORGAN 1963
Football – Head Coach – 1970-74	Volleyball Coach – 1975-85	Head Football Coach – 1940-50
RICHARD CAVAZOS 1982	*BERL HUFFMAN 1972	KEN MURRAY 2015
Football – 1949-50	Football, Basketball, Baseball, Track Coach – 1935-70	Athletic Trainer – 1978-95
*PETE CAWTHON 1961	LEETE JACKSON 1975	Senior Associate AD – 2004-11
Athletics Director/Head Football Coach – 1930-40	Football – 1946-47; Exec. VP/Red Raider Club – 1951-85	CORKY OGLESBY 2014
*JOHN CONLEY 1995	*MORLEY JENNINGS 1976	Asst. Basketball Coach – 1969-75
Coach and Administrator – 1961-1985	Athletics Director – 1941-51	Head Track & Field Coach – 1975-95
*JACK DALE 1990	*CLIFFORD B. JONES 1970	Red Raider Club Staff – 1997-present
"Voice" of the Red Raiders – 1953-2003	President of Texas Tech – 1938-44	*GEORGE PHILBRICK 1993
*DR. J. WILLIAM DAVIS 1974	*LEWIS JONES 1972	Football – 1936-38; Tennis Coach – 1952-78
Chairman of the Athletic Council – 1948-69	Football – 1936-37	*PARKER PROUTY 1992
	T. JONES 2004	Past President of the Red Raider Club
	Director of Athletics – 1985-93	*POLK F. ROBISON 1976
	*J T KING 1980	Basketball – 1932-34; Head Basketball Coach – 1942-61;
	Head Football Coach – 1961-69; Athletics Dir. – 1970-78	Athletics Director – 1961-70; Finance/Development
	*ARCH LAMB 1991	Officer – 1970-77
	Founder of Saddle Tramps – 1936	KAL SEGRIST 1993
	DAN LAW 1984	Baseball Head Coach – 1968-83
	Football – 1955-56; Baseball – 1956-57	MARSHA SHARP 2017
		Head Women's Basketball Coach – 1982-06
		Associate A.D. – 1995-Present
		*L. EDWIN SMITH 1965
		Football – 1935-37; Athletics Council and RRC Official
		*DEAN W. L. STANGEL 1961
		First Athletics Council Chairman – 1925
		*JESS STILES 1997
		Assistant Football Coach 1969-77; Admin. – 1982-2012
		*DeWITT WEAVER 1978
		Athletics Director and Football Coach – 1951-60
		*DIRK WEST 1998
		Cartoonist/Humorist, Creator of Raider Red
		<i>*denotes deceased</i>



▲ The family of the late **JENNIE BAILEY** was recognized as part of her induction into the Hall of Honor in 2016.

TEXAS TECH RING OF HONOR

Texas Tech announced the creation of the Football Ring of Honor in June 2012. The Ring of Honor consists of an elite group of players and coaches that made outstanding contributions to Red Raider Football. Inductees have their names permanently etched on the west stadium building facing the playing surface inside Jones AT&T Stadium. Candidates for the Ring of Honor will be chosen and screened by an anonymous selection committee. Once the committee has determined a suitable candidate(s) for induction, the group will make a formal recommendation to the director of athletics.

44
DONNY
ANDERSON

55
E.J.
HOLUB

69
GABE
RIVERA

81
DAVE
PARKS

35
ZACH
THOMAS

TEXAS TECH RING OF HONOR

DONNY ANDERSON, RUNNING BACK, 1963-65

INDUCTED IN 2012

Nicknamed the "Golden Palomino" ... one of three Red Raiders to have his jersey formally retired at Texas Tech ... a 1989 inductee into the National Football Foundation's College Football Hall of Fame ... Consensus First-Team All-American in 1964 and 1965 ... finished fourth in the Heisman Trophy voting in 1965 ... Co-National Player of the Year in 1965 by The Sporting News ... All-Southwest Conference selection in 1963, 1964 and 1965 ... first-round draft choice in both the AFL (Houston) and NFL (Green Bay) in 1965 ... inducted into the Texas Tech Hall of Honor in 1978 ... averaged 4.5 yards per-carry during his three-year career as a running back and 39 yards per-punt as the team's punter ... holds the school record for the longest touchdown run (90 yards vs. TCU in 1964) ... ranks ninth all-time at Texas Tech in career rushing yards with 2,280 and eighth with 526 attempts ... ranks second on the Texas Tech single-season all-purpose yards list with 2,107 in 1965 ... played six seasons of professional football with the Green Bay Packers and four seasons with the St. Louis Cardinals.

E.J. HOLUB, CENTER/LINEBACKER, 1958-60

INDUCTED IN 2012

Nicknamed "The Beast" ... one of three Red Raiders to have his jersey formally retired at Texas Tech ... Texas Tech's first inductee into the National Football Foundation's College Football Hall of Fame (1986) ... First-Team All-American in 1959 and 1960 ... finished 10th in the Heisman Trophy voting in 1960 ... Texas Tech's first All-Southwest Conference honoree in 1960 ... named to the Street & Smith's 50th Anniversary Team ... selected to the play in the Coaches All-American Game, The Chicago Tribune All-Stars Game and the East-West Shrine Game ... was a first-round draft pick by the AFL's Dallas Texans and a second-round draft choice by the NFL's Dallas Cowboys ... inducted into the Texas Tech Hall of Honor in 1977 ... was an AFL All-Star in 1961, 1962, 1964, 1965 and 1966 ... is the only player in history to start two Super Bowls at two different positions (started Super Bowl I at linebacker and Super Bowl IV at center) ... won a world championship with the Kansas City Chiefs in 1970 ... inducted into the Kansas City Chiefs Hall of Honor in 1976 ... played 10 seasons of professional football with the Dallas Texans (1961-1962) and the Kansas City Chiefs (1963-1970).

DAVE PARKS, SPLIT END, 1961-63

INDUCTED IN 2012

One of three Red Raiders to have his jersey formally retired at Texas Tech ... a 2008 inductee into the National Football Foundation's College Football Hall of Fame ... Consensus First-Team All-American in 1963 (Associated Press, Sporting News, Boston Recorder-American, Sports Extra, American Football Coaches, Time Magazine, Williamson Racing and Football Weekly) ... All-Southwest Conference selection in 1962 and 1963 ... Team MVP in 1962 and 1963 ... top overall pick in the 1964 NFL Draft (San

Francisco 49ers) and remains the only Red Raider chosen as the first pick in the draft ... inducted into the Texas Tech Hall of Honor in 1990 ... holds the Texas Tech school record for the longest interception return (98 yards vs. Colorado in 1962) ... selected to play in the 1963 East-West Shrine Game, the 1964 Senior Bowl and the 1964 Coaches All-America Game ... spent 10 seasons in the NFL with San Francisco (1964-67), New Orleans (1968-72) and Houston (1973).

GABE RIVERA, DEFENSIVE LINE, 1979-82

INDUCTED IN 2014

Nicknamed "Senior Sack" ... a 2012 inductee into the National Football Foundation's College Football Hall of Fame ... Consensus First-Team All-American in 1982 ... Honorable Mention All-American in 1980 and 1981 ... dominated the Southwest Conference during his four-year career that spanned from 1979-1982 ... one of the most feared defensive linemen in college football, Rivera compiled 321 career tackles, 34 tackles for loss, 14 sacks, 11 pass deflections and six fumble recoveries ... averaged 80 tackles per season from his defensive tackle spot ... compiled 62 solo tackles, 43 assists, 10 TFL, five sacks, 25 quarterback pressures and eight pass breakups during his All-America campaign in 1982 ... inducted into the Texas Tech Hall of Honor in 1993 and then to the Texas Sports Hall of Fame in 2007 ... following an appearance in the Blue-Gray All-Star game at the end of his senior season, he was selected in the first round of the 1983 NFL Draft by the Pittsburgh Steelers.

ZACH THOMAS, LINEBACKER, 1992-95

INDUCTED IN 2016

Remains one of, if not the best, linebackers in Texas Tech history ... a 2015 inductee into the College Football Hall of Fame ... one of five Red Raiders in team history to be named a unanimous first team All-American in 1995 ... two-time Southwest Conference Defensive Player of the Year honoree in 1994 and 1995 ... first-team All-SWC in 1995 ... first team UPI All-American in 1994 ... led the Red Raiders to three bowl games in his four-year career from 1992-95 ... finished his career fifth all-time in Texas Tech history with 390 career tackles ... posted an impressive senior campaign with 131 tackles, six forced fumbles, and four fumble recoveries ... fifth-round draft pick in 1996 to the Miami Dolphins ... continued his dominance in the NFL as he ended his career with seven Pro Bowl selections (five first-team), which ranks third all-time in Dolphins history ... recorded 1,720 tackles, 20.5 sacks, 17 interceptions, 17 forced fumbles, eight fumble recoveries, and four touchdowns during his 13-year NFL career.



▲ **ZACH THOMAS** became the fifth member of the Texas Tech Ring of Honor in 2016. He is joined in this photo by fellow Ring of Honor members **DONNY ANDERSON, E.J. HOLUB, DAVE PARKS, GABE RIVERA** as well as Texas Tech Director of Athletics **KIRBY HOCUTT**.



**RECORD
BOOK**

PASSING RECORDS

SINGLE-GAME RECORDS


Most Attempts:	88
Patrick Mahomes II vs. Oklahoma (2016)	
Most Completions:	52
Patrick Mahomes II vs. Oklahoma (2016)	
Highest Completion Percentage:	90.9%
Seth Doege at New Mexico (2011); 40-of-44	
Most Yards per Completion:	28.8
Kliff Kingsbury vs. Oklahoma (1999); 9-of-17, 259 yards	
Consecutive Completions:	15
Seth Doege at New Mexico (2011)	
Taylor Potts vs. Baylor, Cotton Bowl Stadium (2010)	
Most Yards:	734
Patrick Mahomes II vs. Oklahoma (2016)	
Most Yards by Class:	
Freshman: 598, Patrick Mahomes II vs. Baylor (2014)	
Sophomore: 519, Graham Harrell vs. Texas (2006)	
Junior: 734, Patrick Mahomes II vs. Oklahoma (2016)	
Senior: 661, B.J. Symons at Mississippi (2003)	
Most Touchdowns: 8, B.J. Symons vs. Texas A&M (2003)	
Miscellaneous:	
Longest Texas Tech Pass:	95
Robert Hall to Rodney Blackshear vs. Houston (1991)	
Most Passing Yards In A Half:	412
Patrick Mahomes II vs. Baylor (2016) - First Half	



▲ **B.J. SYMONS** remains the NCAA single-season record holder after throwing for 5,833 yards in 2003.

TOP PASSING GAMES

1. Patrick Mahomes II vs. Oklahoma (2016)	734	40. Graham Harrell at Texas A&M (2008)	450
2. B.J. Symons at Mississippi (2003)	661	41. Sonny Cumbie at New Mexico (2004)	449
3. Graham Harrell at Oklahoma State (2007)	646	42. Billy Joe Tolliver vs. Oklahoma State (1988)	446
4. Cody Hodges vs. Kansas State (2005)	643	43. Graham Harrell vs. Minnesota (2006)	445
5. Patrick Mahomes II vs. Baylor (2014)	598	44. Seth Doege at Oklahoma (2011)	441
6. B.J. Symons at N.C. State (2003)	586	Sonny Cumbie vs. TCU (2004)	441
Patrick Mahomes II vs. Baylor (2016)	586	46. Kliff Kingsbury vs. Oklahoma State (2001)	440
8. B.J. Symons at Oklahoma State (2003)	552	47. Sonny Cumbie vs. Nebraska (2004)	436
9. Patrick Mahomes II at Arizona State	540	Cody Hodges vs. Sam Houston State (2005)	436
10. Graham Harrell vs. E. Washington (2008)	536	49. Graham Harrell at Baylor (2007)	433
11. Sonny Cumbie vs. California (2004)	520	50. Graham Harrell vs. Colorado (2007)	431
12. Graham Harrell vs. Texas (2006)	519	51. B.J. Symons at Baylor (2003)	428
13. Kliff Kingsbury vs. Missouri (2002)	510	Patrick Mahomes II vs. Iowa State (2015)	428
14. B.J. Symons vs. Texas A&M (2003)	505	53. Davis Webb vs. Oklahoma State (2013)	425
15. Patrick Mahomes II at Kansas State	504	Kliff Kingsbury vs. Oklahoma State (2002)	425
16. Seth Doege vs. West Virginia (2012)	499	Graham Harrell vs. Iowa State (2007)	425
17. B.J. Symons vs. Navy (2003)	497	Graham Harrell vs. Texas A&M (2007)	425
18. Steven Sheffield vs. Kansas State (2009)	490	Patrick Mahomes II vs. SHSU (2015)	425
19. B.J. Symons vs. Iowa State (2003)	487	58. Billy Joe Tolliver vs. TCU (1985)	422
20. Graham Harrell vs. UTEP (2007)	484	59. Graham Harrell vs. Oklahoma (2007)	420
21. Graham Harrell vs. Baylor (2006)	483	Taylor Potts at Texas (2009)	420
Patrick Mahomes II vs. SFA (2016)	483	61. Graham Harrell at SMU (2007)	419
23. Patrick Mahomes II vs. Oklahoma St. (2015)	480	62. B.J. Symons vs. New Mexico (2003)	418
24. Seth Doege vs. Kansas (2012)	476	Graham Harrell vs. SMU (2008)	418
25. Kliff Kingsbury at Texas A&M (2002)	474	64. Davis Webb vs. Iowa State (2013)	415
Graham Harrell vs. Texas (2008)	474	Patrick Mahomes II vs. Baylor (2015)	415
27. Kliff Kingsbury vs. Texas (2002)	473	66. Graham Harrell at Rice (2007)	414
28. Sonny Cumbie at SMU (2004)	470	67. Baker Mayfield at SMU (2013)	413
Patrick Mahomes II vs. Louisiana Tech	470	68. Kliff Kingsbury vs. Kansas State (2001)	409
30. Graham Harrell at Texas (2007)	466	69. Kliff Kingsbury at Missouri (2003)	408
31. Davis Webb at West Virginia (2013)	462	Cody Hodges vs. Texas A&M (2005)	408
Taylor Potts vs. Baylor (2010)	462	71. Kliff Kingsbury at New Mexico (2002)	407
33. Seth Doege vs. Kansas State (2011)	461	Graham Harrell vs. Virginia (2007)	407
34. Kliff Kingsbury vs. Utah State (2000)	456	73. Kliff Kingsbury vs. Kansas (2000)	405
Graham Harrell vs. Oklahoma State (2008)	456	Taylor Potts vs. North Dakota (2009)	405
Taylor Potts vs. Rice (2009)	456	75. Davis Webb vs. Arizona State (2013)	403
37. Cody Hodges vs. Florida Int. (2005)	454	Sonny Cumbie vs. Texas (2004)	403
Graham Harrell at Kansas State (2008)	454	77. Seth Doege at New Mexico (2011)	401
39. Davis Webb vs. Central Arkansas (2014)	452		



▲ **CODY HODGES**

PASSING RECORDS

SINGLE-SEASON RECORDS

Most Attempts:	719, B.J. Symons (2003)
Most Completions:	512, Graham Harrell (2007)
Highest Completion Percentage:	71.8% Graham Harrell (2007); 512-of-713
Most Yards per Completion:	15.1 Billy Joe Tolliver (1988); 190 completions, 2,869 yards
Most Yards:	5,833, B.J. Symons (2003)
Most Yards by Class:	
Freshman:	2,718, Davis Webb (2013)
Sophomore:	4,653, Patrick Mahomes II (2015)
Junior:	5,705, Graham Harrell (2007)
Senior:	5,833, B.J. Symons (2003)
Most Yards per Game:	448.7 B.J. Symons (2003); 5,833/13
Most Touchdowns:	52, B.J. Symons (2003)
Miscellaneous:	
Most 300-Yard Games:	13, Graham Harrell (2007)
Most 400-Yard Games:	11, Graham Harrell (2007)

SINGLE-SEASON YARDAGE LEADERS

1. B.J. Symons (2003)	5,833
2. Graham Harrell (2007)	5,705
3. Graham Harrell (2008)	5,111
4. Patrick Mahomes II (2016)	5,052
5. Kliff Kingsbury (2002)	5,017
6. Sonny Cumbie (2004)	4,742
7. Patrick Mahomes II (2015)	4,653
8. Graham Harrell (2006)	4,555
9. Cody Hodges (2005)	4,238
10. Seth Doege (2012)	4,215

SINGLE-SEASON YARD PER GAME LEADERS

1. B.J. Symons (2003)	448.7
2. Graham Harrell (2007)	438.8
3. Patrick Mahomes II (2016)	421.0
4. Sonny Cumbie (2004)	395.2
5. Graham Harrell (2008)	393.2
6. Kliff Kingsbury (2002)	358.4
7. Patrick Mahomes II (2015)	357.9
8. Cody Hodges (2005)	353.2
9. Graham Harrell (2006)	350.4
10. Seth Doege (2011)	333.7

SINGLE-SEASON TOUCHDOWN LEADERS

1. B.J. Symons (2003)	52
2. Graham Harrell (2007)	48
3. Kliff Kingsbury (2002)	45
Graham Harrell (2008)	45
5. Patrick Mahomes II (2016)	41
6. Seth Doege (2012)	39
7. Graham Harrell (2006)	38
8. Patrick Mahomes II (2015)	36
9. Taylor Potts (2010)	35
10. Sonny Cumbie (2004)	32

SINGLE-SEASON PASS ATTEMPT LEADERS

1. B.J. Symons (2003)	719
2. Graham Harrell (2007)	713
3. Kliff Kingsbury (2002)	712
4. Sonny Cumbie (2004)	642
5. Graham Harrell (2008)	626
6. Graham Harrell (2006)	617
7. Patrick Mahomes II (2016)	597
8. Kliff Kingsbury (2000)	585
9. Seth Doege (2011)	581
10. Patrick Mahomes II (2015)	573

SINGLE-SEASON COMPLETION LEADERS

1. Graham Harrell (2007)	512
2. Kliff Kingsbury (2002)	479
3. B.J. Symons (2003)	470
4. Graham Harrell (2008)	442
5. Sonny Cumbie (2004)	421
6. Graham Harrell (2006)	412
7. Seth Doege (2011)	398
8. Patrick Mahomes II (2016)	388
9. Seth Doege (2012)	380
10. Taylor Potts (2010)	369



▲ **GRAHAM HARRELL** snapped the Texas Tech career record with 15,793 passing yards from 2005-08.

CAREER RECORDS

Most Attempts:	2,062, Graham Harrell (2005-08)
Most Completions:	1,403, Graham Harrell (2005-08)
Highest Completion Percentage:	69.0 Seth Doege (2009-12); 819-of-1,187
Most Yards Per Completion:	14.9 Rodney Allison (1974-77); 161 completions, 2,411 yards
Most Yards:	15,793, Graham Harrell (2005-08)
Most Yards per Game:	350.9 Graham Harrell (2005-08); 15,793-45 games
Most Touchdowns:	134, Graham Harrell (2005-08)
Miscellaneous:	
Most 300-Yard Games:	32, Graham Harrell (2005-08)
Most 400-Yard Games:	20, Graham Harrell (2005-08)

CAREER YARDAGE LEADERS

1. Graham Harrell (2005-08)	15,793
2. Kliff Kingsbury (1999-02)	12,429
3. Patrick Mahomes II (2014-)	11,252
4. Seth Doege (2009-12)	8,646
5. Robert Hall (1990-93)	7,908
6. Taylor Potts (2007-10)	7,835
7. Zebbie Lethridge (1994-97)	6,789
8. Billy Joe Tolliver (1985-88)	6,756
9. B.J. Symons (2000-03)	6,378
10. Davis Webb (2013-14)	5,257

CAREER TOUCHDOWN LEADERS

1. Graham Harrell (2005-2008)	134
2. Kliff Kingsbury (1999-02)	93
3. Patrick Mahomes II (2014-)	95
4. Seth Doege (2009-12)	69

5. Taylor Potts (2007-10)	62
6. B.J. Symons (2000-03)	59
7. Robert Hall (1990-93)	48
8. Davis Webb (2013-14)	44
9. Zebbie Lethridge (1994-97)	42
10. Billy Joe Tolliver (1985-88)	38

CAREER PASS ATTEMPTS LEADERS

1. Graham Harrell (2005-08)	2,062
2. Kliff Kingsbury (1999-02)	1,883
3. Patrick Mahomes II (2014-)	1,349
4. Seth Doege (2009-12)	1,187
5. Taylor Potts (2007-10)	1,106
6. Zebbie Lethridge (1994-97)	1,070
7. Billy Joe Tolliver (1985-88)	1,008
8. Robert Hall (1990-93)	997
9. B.J. Symons (2000-03)	797
10. Ron Reeves (1978-81)	763

CAREER COMPLETION LEADERS

1. Graham Harrell (2005-08)	1,403
2. Kliff Kingsbury (1999-02)	1,231
3. Patrick Mahomes II (2014-)	857
4. Seth Doege (2009-12)	819
5. Taylor Potts (2007-10)	733
6. B.J. Symons (2000-03)	554
7. Robert Hall (1990-93)	548
8. Zebbie Lethridge (1994-97)	519
9. Billy Joe Tolliver (1985-88)	493
10. Sonny Cumbie (2001-04)	461

RUSHING RECORDS

SINGLE-GAME RECORDS

Most Attempts: 43, Anthony Hutchison vs. TCU (1982)

Most Yards: 287, Byron Hanspard vs. Baylor (1996)

Most Yards by Class:

Freshman: 230, Shaud Williams vs. Colorado (1999)

Sophomore: 260, Byron Hanspard vs Air Force (1995)

Junior: 287, Byron Hanspard vs. Baylor (1996)

Senior: 268, James Hadnot vs. New Mexico (1978)

Most Yards per Attempt: 16.9

Justin Stockton at UTEP (2014); 8 carries, 135 yards

Most Touchdowns: 5

James Gray vs. Rice (1989); Billy Taylor vs. TCU (1977)

Miscellaneous:

Most Players Gaining: 100 Yards

Ricky Williams (159) & Rob Peters (106)

vs. Baylor (1998)

Most Yards Gained by Two Players: 385

Byron Hanspard (287) & Sammy Morris (98)

vs. Baylor (1996)

Longest Texas Tech Run: 90

Donny Anderson vs. TCU (1964)

SINGLE-GAME YARDAGE LEADERS

1. Byron Hanspard vs. Baylor (1996) 287

2. James Gray vs. Duke (1989) 280

3. Byron Hanspard vs. Oklahoma St. (1996) 272

4. James Hadnot vs. New Mexico (1978) 268

5. Byron Hanspard vs. Air Force (1995) 260

6. Ricky Williams vs. UTEP (1998) 251

7. DeAndre Washington vs. Kansas St. (2015) 248

8. Byron Hanspard vs. SW Louisiana (1996) 247

9. Ricky Williams vs. Fresno State (1998) 244

10. James Gray vs. Arizona (1989) 234



▲ **JAMES HADNOT**



▲ **RICKY WILLIAMS** remains third all-time at Texas Tech with 3,661 career rushing yards from 1997-01.

TOP RUSHING GAMES

1. Byron Hanspard vs. Baylor (1996)	287	James Hadnot at Houston (1979)	199
2. James Gray vs. Duke (1989)	280	30. Byron Hanspard at Texas A&M (1996)	198
3. Byron Hanspard vs. Oklahoma State (1996)	272	31. Byron Hanspard at Kansas (1996)	194
4. James Hadnot at New Mexico (1978)	268	31. DeAndre Washington vs. TCU (2015)	188
5. Byron Hanspard vs. Air Force (1995)	260	32. DeAndre Washington at Iowa State (2014)	186
6. Ricky Williams vs. UTEP (1998)	251	33. James Gray vs. Rice (1988)	181
7. DeAndre Washington vs. Kansas State (2015)	248	34. Byron Hanspard vs. SMU (1995)	180
8. Byron Hanspard vs. SW Louisiana (1996)	247	Byron Hanspard vs. Arkansas State (1995)	180
9. Ricky Williams vs. Fresno State (1998)	244	36. Ricky Williams vs. Kansas (1997)	179
10. James Gray vs. Arizona (1989)	234	37. Anthony Hutchison vs. New Mexico (1981)	178
11. James Gray at SMU (1989)	232	38. Byron Morris vs. SMU (1992)	175
12. Shaud Williams vs. Colorado (1999)	230	Anthony Hutchison vs. TCU (1982)	175
13. Byron Hanspard at Houston (1995)	228	40. Byron Morris vs. Baylor (1993)	174
14. James Gray vs. Rice (1989)	227	41. James Gray vs. TCU (1987)	173
15. Byron Hanspard vs. Utah State (1996)	224	James Gray vs. Rice (1987)	173
16. Byron Morris vs. Houston (1993)	223	Billy Taylor vs. Arizona (1976)	173
Byron Morris vs. TCU (1993)	223	Joe Barnes vs. SMU (1973)	173
18. Byron Morris at SMU (1993)	222	DeAndre Washington at Texas (2015)	173
Byron Morris vs. Houston (1992)	222	46. George Smith vs. North Carolina (1972)	172
20. Byron Hanspard at Georgia (1996)	214	47. Ricky Williams vs. North Texas (1998)	170
21. James Hadnot vs. Baylor (1978)	212	Sammy Morris vs. Texas A&M (1999)	170
22. James Gray vs. TCU (1989)	209	49. Donny Anderson vs. TCU (1969)	169
23. Walter Schlinkman at Creighton (1942)	206	Taurean Henderson at Kansas (2004)	169
Anthony Hutchison vs. SMU (1982)	206	51. Robert Lewis vs. Arkansas (1983)	167
25. James Hadnot vs. Rice (1979)	204	52. James Hadnot vs. SMU (1978)	166
Cliff Hoskins at Baylor (1972)	204		
Doug McCutchen vs. TCU (1970)	204		
28. Byron Morris at TCU (1992)	199	Total 100-Yard Performances:	200
		Total 200-Yard Performances:	27



▲ **DEANDRE WASHINGTON** rushed for back-to-back 1,000-yard seasons during his final two years in 2014-15.

RUSHING RECORDS

SINGLE-SEASON RECORDS

Most Attempts: 339, Byron Hanspard (1996)
 Most Yards: 2,084, Byron Hanspard (1996)
 Most Yards by Class:
 Freshman: 894, Ricky Williams (1997)
 Sophomore: 1,582, Ricky Williams (1998)
 Junior: 2,084, Byron Hanspard (1996)
 Senior: 1,752, Byron Morris (1993)
 Most Yards per Attempt: 9.1, Lonnie Graham (1954)
 Most Yards per Game: 189.5, Byron Hanspard (1996)
 Most Touchdowns: 22, Byron Morris (1993)

SINGLE-SEASON YARDAGE LEADERS

1. Byron Hanspard (1996)	2,084
2. Byron Morris (1993)	1,752
3. Ricky Williams (1998)	1,582
4. James Gray (1989)	1,509
5. DeAndre Washington (2015)	1,492
6. Byron Hanspard (1995)	1,374
7. James Hadnot (1979)	1,371
8. James Hadnot (1978)	1,369
9. Byron Morris (1992)	1,279
10. DeAndre Washington (2014)	1,103

SINGLE-SEASON ATTEMPT LEADERS

1. Byron Hanspard (1996)	339
2. Ricky Williams (1998)	336
3. Byron Morris (1993)	298
4. James Hadnot (1979)	273
5. James Gray (1989)	263
6. James Hadnot (1978)	251
7. Byron Hanspard (1995)	248
8. Byron Morris (1992)	242
9. DeAndre Washington (2015)	233
10. Doug McCutchen (1970)	227

SINGLE-SEASON TOUCHDOWN LEADERS

1. Byron Morris (1993)	22
2. James Gray (1989)	20
3. Donny Anderson (1965)	17
Taurean Henderson (2005)	17
5. Taurean Henderson (2004)	16
6. Ricky Williams (2001)	14
Baron Batch (2009)	14
DeAndre Washington (2015)	14
9. Bobby Cavazos (1953)	13
Billy Taylor (1977)	13
Byron Hanspard (1996)	13
Ricky Williams (1998)	13

CAREER RECORDS

Most Attempts: 789, Ricky Williams (1997-01)
 Most Yards: 4,219, Byron Hanspard (1994-96)
 Most Yards per Attempt: 6.2, James Sides (1953-55)
 Most Yards per Game: 127.8, Byron Hanspard (1994-96)
 Most Touchdowns: 52, James Gray (1986-89)
 Miscellaneous:
 Most Games Rushing for 100 Yards: 21
 Byron Hanspard (1994-96)
 Most Games Rushing for 200 Yards: 6
 Byron Hanspard (1994-96)

CAREER YARDAGE LEADERS

1. Byron Hanspard (1994-96)	4,219
2. James Gray (1986-89)	4,066
3. Ricky Williams (1997-01)	3,661
4. Byron Morris (1991-93)	3,544
5. DeAndre Washington (2011-15)	3,411
6. Taurean Henderson (2002-05)	3,241
7. James Hadnot (1976-79)	2,794
8. Larry Isaac (1973-76)	2,633
9. Baron Batch (2006, 2008-10)	2,501
10. Donny Anderson (1963-65)	2,280

CAREER ATTEMPT LEADERS

1. Ricky Williams (1997-01)	789
2. Byron Hanspard (1994-96)	760
3. James Gray (1986-89)	742
4. Byron Morris (1991-93)	638
5. DeAndre Washington (2011-15)	605
6. Taurean Henderson (2002-05)	577
7. Larry Isaac (1973-76)	538
8. James Hadnot (1976-78)	532
9. Donny Anderson (1963-65)	526
10. Doug McCutchen (1970-72)	496

CAREER TOUCHDOWN LEADERS

1. James Gray (1986-89)	52
2. Taurean Henderson (2002-05)	50
3. Byron Morris (1991-93)	37
4. Ricky Williams (1997-01)	36
5. Shannon Woods (2005-08)	33
6. Bobby Cavazos (1951-53)	32
7. Larry Isaac (1973-76)	31
8. Billy Taylor (1974-77)	29
Byron Hanspard (1994-96)	29
Zebbie Lethridge (1994-97)	29



▲ JAMES GRAY



▲ LARRY ISAAC



▲ TAUREAN HENDERSON is Texas Tech's all-time scoring leader after recording 50 rushing TDs from 2002-05.

CONTENTS

RED RAIDERS

STAFF

'16 REVIEW

HISTORY

RECORDS

TEXAS TECH

RECEIVING RECORDS



▲ **ROBERT JOHNSON** made one of the most memorable catches in school history to seal Texas Tech's 2006 victory at Texas A&M as he hauled in a 36-yard touchdown strike from Graham Harrell with just 34 seconds remaining. It was one of 89 catches for Johnson that year which remains among the top 10 in Texas Tech history.

SINGLE-GAME RECORDS

Most Receptions: 16, Eric Ward vs. Baylor (2011)

Most Receptions by Class:

Freshman: 15, Michael Crabtree vs. UTEP (2007)

Sophomore: 16, Eric Ward vs. Baylor (2011)

Junior: 15, Jace Amaro vs. Oklahoma State (2013)

Senior: 15, Robert Johnson vs. SMU (2006)

Most Yards: 255, Joel Filani vs. Kansas State (2005)

Most Yards by Class:

Freshman: 244, Michael Crabtree at Rice (2007)

Sophomore: 241, Donnie Hart vs. Texas (1996)

Junior: 255, Joel Filani vs. Kansas State (2005)

Senior: 251, Rodney Blackshear vs. Houston (1991)

Most Yards per Reception: 50.2

Rodney Blackshear vs. Houston (1991); 5 rec., 251 yards

Most Touchdowns: 4, Derek Dorris at Kansas (2000)

Longest Texas Tech Reception (Game): 95

Rodney Blackshear from Robert Hall vs. Houston (1991)

SINGLE-GAME RECEPTION LEADERS

1. Eric Ward vs. Baylor (2011)	16
2. Jace Amaro vs. Oklahoma State (2013)	15
Robert Johnson vs. SMU (2006)	15
Michael Crabtree vs. UTEP (2007)	15
5. Wes Welker vs. Texas (2002)	14
Danny Amendola at Oklahoma St. (2007)	14
Michael Crabtree at Oklahoma St. (2007)	14
8. Eric Ward at SMU (2013)	13
Darrin Moore vs. Baylor (2012)	13
Ricky Williams vs. North Texas (2001)	13
Taurean Henderson at Texas A&M (2002)	13
Wes Welker at Missouri (2003)	13
Jakeem Grant vs. Oklahoma State (2015)	13

SINGLE-GAME YARDAGE LEADERS

1. Joel Filani vs. Kansas State (2005)	255
2. Rodney Blackshear vs. Houston (1991)	251
3. Leonard Harris vs. Houston (1983)	248
4. Michael Crabtree at Rice (2007)	244
5. Donnie Hart vs. Texas (1996)	241
6. Michael Crabtree at Oklahoma St. (2007)	237
7. Carlos Francis vs. Utah State (2000)	234
8. Danny Amendola at Oklahoma St. (2007)	233
9. Lloyd Hill vs. Wyoming (1992)	222
10. Darrin Moore vs. Texas State (2011)	221
Keke Coutee vs. Baylor (2016)	221

SINGLE-SEASON RECORDS

Most Receptions: 134, Michael Crabtree (2007)

Most Receptions by Class:

Freshman: 134, Michael Crabtree (2007)

Sophomore: 97, Michael Crabtree (2008)

Junior: 106, Jace Amaro (2013)

Senior: 109, Danny Amendola (2007)

Most Yards: 1,962, Michael Crabtree (2007)

Most Yards by Class:

Freshman: 1,962, Michael Crabtree (2007)

Sophomore: 1,177, Jarrett Hicks (2004)

Junior: 1,352, Jace Amaro (2013)

Senior: 1,300, Joel Filani (2006)

Most Yards/Reception: 22.1, Rodney Blackshear (1990)

Most Touchdowns: 22, Michael Crabtree (2007)

Miscellaneous:

Most 100-Yard Games: 11, Michael Crabtree (2007)

SINGLE-SEASON RECEPTION LEADERS

1. Michael Crabtree (2007)	134
2. Danny Amendola (2007)	109
3. Jace Amaro (2013)	106
4. Taurean Henderson (2002)	98
5. Wes Welker (2003)	97
Michael Crabtree (2008)	97
7. Darrin Moore (2012)	92
Ricky Williams (2001)	92
9. Joel Filani (2006)	91
10. Robert Johnson (2006)	89

SINGLE-SEASON YARDAGE LEADERS

1. Michael Crabtree (2007)	1,962
2. Jace Amaro (2013)	1,352
3. Joel Filani (2006)	1,300
4. Lloyd Hill (1992)	1,261
5. Danny Amendola (2007)	1,245
6. Carlos Francis (2003)	1,177
Jarrett Hicks (2004)	1,177
8. Michael Crabtree (2008)	1,165
9. Jonathan Giles (2016)	1,158
10. Jakeem Grant (2015)	1,143

SINGLE-SEASON TOUCHDOWN LEADERS

1. Michael Crabtree (2007)	22
2. Michael Crabtree (2008)	19
Lyle Leong (2010)	19
4. Jonathan Giles (2016)	13
Darrin Moore (2012)	13
Jarrett Hicks (2004)	13
Joel Filani (2006)	13
8. Eric Ward (2012)	12
Lloyd Hill (1992)	12
Mickey Peters (2003)	12



▲ **JACE AMARO**

RECEIVING RECORDS



▲ **JAKEEM GRANT** inked his name in the Texas Tech career record book in 2015 as he passed Michael Crabtree as the school's all-time leading receiver. Grant, now a receiver with the Miami Dolphins, ended his illustrious career in scarlet and black with 3,289 career yards through the air.

CAREER RECORDS

Most Receptions: 134, Michael Crabtree (2007)

Most Receptions by Class:

Freshman: 134, Michael Crabtree (2007)

Sophomore: 97, Michael Crabtree (2008)

Junior: 106, Jace Amaro (2013)

Senior: 109, Danny Amendola (2007)

Most Yards: 1,962, Michael Crabtree (2007)

Most Yards by Class:

Freshman: 1,962, Michael Crabtree (2007)

Sophomore: 1,177, Jarrett Hicks (2004)

Junior: 1,352, Jace Amaro (2013)

Senior: 1,300, Joel Filani (2006)

Most Yards/Reception: 22.1, Rodney Blackshear (1990)

Most Touchdowns: 22, Michael Crabtree (2007)

Miscellaneous:

Most 100-Yard Games: 11, Michael Crabtree (2007)

CAREER RECEPTION LEADERS

1. Taurean Henderson (2002-05)	302
2. Wes Welker (2000-03)	259
3. Eric Ward (2010-13)	255
Jakeem Grant (2011-15)	255
5. Detron Lewis (2007-10)	238
6. Michael Crabtree (2007-08)	231
7. Nehemiah Glover (2001-04)	223
8. Carlos Francis (2000-03)	216
9. Danny Amendola (2004-07)	204
10. Jarrett Hicks (2003-06)	198

CAREER YARDAGE LEADERS

1. Jakeem Grant (2011-15)	3,289
2. Michael Crabtree (2007-08)	3,127
3. Wes Welker (2000-03)	3,069
4. Lloyd Hill (1990-93)	3,059
5. Carlos Francis (2000-03)	3,027
6. Eric Ward (2010-13)	2,863
7. Jarrett Hicks (2003-06)	2,859
8. Detron Lewis (2007-10)	2,729
9. Nehemiah Glover (2001-04)	2,725
10. Joel Filani (2003-06)	2,667

CAREER TOUCHDOWN LEADERS

1. Michael Crabtree (2007-08)	41
2. Lyle Leong (2007-10)	32
3. Eric Ward (2010-13)	31
4. Jarrett Hicks (2003-06)	30
5. Jakeem Grant (2011-15)	27
6. Joel Filani (2003-06)	23
7. Darrin Moore (2010-12)	22
Mickey Peters (2000-03)	22
9. Carlos Francis (2000-03)	21
Wes Welker (2000-03)	21
Nehemiah Glover (2001-04)	21



▲ **JOEL FILANI** hauled in 23 touchdown catches during his Red Raider career from 2003-06.



▲ **MICHAEL CRABTREE** remains one of the best wide receivers in Texas Tech history after he caught 231 passes for 3,127 yards and 41 touchdowns in just two seasons. He ranks as Tech's all-time leader in receiving touchdowns.


TOTAL OFFENSE RECORDS

SINGLE-GAME RECORDS

Most Plays:	100
Patrick Mahomes II vs Oklahoma (2016); 12 rush, 88 pass	
Most Yards:	819
Patrick Mahomes II vs. Oklahoma (2016)	
Most Yards by Class:	
Freshman: 625, Patrick Mahomes vs. Baylor (2014)	
Sophomore: 526, Mahomes II vs. Oklahoma St (2015)	
Junior: 819, Patrick Mahomes II vs. Oklahoma (2016)	
Senior: 661, B.J. Symons at Mississippi (2003)	
Most Touchdowns Responsible For:	8
B.J. Symons vs. Texas A&M (2003)	

SINGLE-GAME YARDAGE LEADERS

1. Patrick Mahomes II vs. Oklahoma	819
2. B.J. Symons at Mississippi (2003)	681
3. Graham Harrell at Oklahoma St. (2007)	643
4. Patrick Mahomes II vs. Baylor (2014)	625
5. B.J. Symons at N.C. State (2003)	618
6. Cody Hodges vs. Kansas State (2005)	604
7. Patrick Mahomes II at Arizona St. (2016)	584
8. Patrick Mahomes II vs. Baylor (2016)	580
9. Graham Harrell vs. E. Washington (2008)	538
10. B.J. Symons vs. Iowa State (2003)	529
B.J. Symons at Oklahoma State (2003)	529




▲ SONNY CUMBIE

SINGLE-SEASON RECORDS

Most Plays:	814
Kliff Kingsbury (2002); 102 rush, 712 pass	
Most Yards:	5,976, B.J. Symons (2003)
Most Yards by Class:	
Freshman: 2,555, Davis Webb (2014)	
Sophomore: 5,109, Patrick Mahomes II (2015)	
Junior: 5,614, Graham Harrell (2007)	
Senior: 5,976, B.J. Symons (2003)	
Most Yards per Game:	459.7, B.J. Symons (2003)
Most Touchdowns Responsible For:	57
B.J. Symons (2003)	

SINGLE-SEASON ATTEMPT LEADERS

1. Kliff Kingsbury (2002)	814
2. Graham Harrell (2007)	751
3. B.J. Symons (2003)	720
4. Patrick Mahomes II (2016)	742
5. Patrick Mahomes II (2015)	704
6. Sonny Cumbie (2004)	694
7. Graham Harrell (2008)	667
8. Kliff Kingsbury (2000)	663
9. Graham Harrell (2006)	649
10. Cody Hodges (2005)	640



▲ KLIFF KINGSBURY

SINGLE-SEASON YARDAGE LEADERS

1. B.J. Symons (2003)	5,976
2. Graham Harrell (2007)	5,614
3. Patrick Mahomes II (2016)	5,337
4. Patrick Mahomes II (2015)	5,109
5. Graham Harrell (2008)	5,096
6. Kliff Kingsbury (2002)	4,903
7. Sonny Cumbie (2004)	4,575
8. Graham Harrell (2006)	4,489
9. Cody Hodges (2005)	4,429
10. Seth Doege (2012)	4,274

SINGLE-SEASON TOUCHDOWNS RESPONSIBLE FOR

1. B.J. Symons (2003)	57
2. Patrick Mahomes II (2016)	53
3. Graham Harrell (2007)	52
4. Graham Harrell (2008)	51
5. Kliff Kingsbury (2002)	47
6. Patrick Mahomes II (2015)	46
7. Graham Harrell (2006)	40
8. Seth Doege (2012)	39
9. Taylor Potts (2010)	37
10. Sonny Cumbie (2004)	34
Cody Hodges (2005)	34



▲ PATRICK MAHOMES II

CAREER RECORDS

Most Plays:	2,158
Kliff Kingsbury (1999-02); 275 rush, 1,883 pass	
Most Yards:	15,611
Graham Harrell (2005-08); -182 rush, 15,793 pass	
Most Yards per Game:	278.7, Kliff Kingsbury (1999-02)
Most Touchdowns Responsible For:	146
Graham Harrell (2005-08)	

CAREER ATTEMPTS LEADERS

1. Kliff Kingsbury (1999-02)	2,158
2. Graham Harrell (2005-08)	2,124
3. Patrick Mahomes II (2014-)	1,657
4. Zebbie Lethridge (1994-97)	1,539
5. Robert Hall (1990-93)	1,341
6. Ron Reeves (1978-81)	1,333
7. Seth Doege (2009-12)	1,300
8. Taylor Potts (2007-10)	1,165
9. Billy Joe Tolliver (1985-88)	1,150
10. B.J. Symons (2000-03)	864

CAREER TOTAL OFFENSE LEADERS

1. Graham Harrell (2005-08)	15,611
2. Kliff Kingsbury (1999-01)	12,263
3. Patrick Mahomes II (2014-)	12,097
4. Seth Doege (2009-12)	8,700
5. Robert Hall (1990-93)	8,489
6. Zebbie Lethridge (1994-97)	7,690
7. Taylor Potts (2007-10)	7,653
8. B.J. Symons (2000-03)	6,586
9. Billy Joe Tolliver (1985-88)	6,475
10. Ron Reeves (1978-81)	5,544

CAREER TOUCHDOWNS RESPONSIBLE FOR

1. Graham Harrell (2005-08)	146
2. Patrick Mahomes II (2014-)	115
3. Kliff Kingsbury (1999-02)	100
4. Seth Doege (2009-12)	75
5. Zebbie Lethridge (1994-97)	71
6. Taurean Henderson (2002-05)	69
7. Taylor Potts (2007-10)	66
8. B.J. Symons (2000-03)	61
9. James Gray (1986-89)	52
10. Davis Webb (2013-14)	45

ALL-PURPOSE RECORDS

SINGLE-GAME RECORDS

Yards: 347, Byron Hanspard vs. Baylor (1996)
Yards by Class:
Freshman: 271, Wes Welker vs. Kansas (2000)
Sophomore: 269, Byron Hanspard vs. Houston (1995)
Junior: 347, Byron Hanspard vs. Baylor (1996)
Senior: 341, Donny Anderson vs. Oklahoma St. (1965)

SINGLE-GAME YARDAGE LEADERS

1. Byron Hanspard vs. Baylor (1996) 347
2. Donny Anderson vs. Oklahoma St. (1965) 341
3. Wes Welker at Texas A&M (2002) 327
4. Jakeem Grant vs. Oklahoma State (2015) 323
5. Donny Anderson vs. TCU (1965) 303
6. James Hadnot vs. New Mexico (1978) 297
7. Leonard Harris vs. Houston (1983) 283
8. Rodney Blackshear vs. Houston (1991) 274
9. Byron Hanspard vs. Oklahoma St. (1996) 272
10. Wes Welker vs. Kansas (2000) 271

SINGLE-SEASON RECORDS

Yards: 2,353, Jakeem Grant (2015)
Yards by Class:
Freshman: 1,978, Michael Crabtree (2007)
Sophomore: 1,848, Byron Hanspard (1995)
Junior: 2,276, Byron Hanspard (1996)
Senior: 2,353, Jakeem Grant (2015)
Yards per Game: 206.9, Byron Hanspard (1996)

SINGLE-SEASON YARDAGE LEADERS

1. Jakeem Grant (2015) 2,353
2. Byron Hanspard (1996) 2,276
3. Donny Anderson (1965) 2,107
4. Wes Welker (2002) 2,055
5. Michael Crabtree (2007) 1,978
6. Eric Stephens (2010) 1,951
7. Byron Morris (1993) 1,902
8. Byron Hanspard (1995) 1,848
9. Shannon Woods (2006) 1,808
10. Ricky Williams (1998) 1,758

CAREER RECORDS

Yards: 5,730, Wes Welker (2000-03)
Yards per Game: 171.9, Donny Anderson (1963-65)

CAREER YARDAGE LEADERS

1. Wes Welker (2000-03) 5,730
2. Jakeem Grant (2011-15) 5,657
3. Taurean Henderson (2002-05) 5,308
4. Donny Anderson (1963-65) 5,156
5. Byron Hanspard (1994-96) 5,115
6. Ricky Williams (1997-01) 5,024
7. James Gray (1986-89) 4,796
8. DeAndre Washington (2011-15) 4,633
9. Eric Stephens (2009-12) 4,488
10. Danny Amendola (2004-07) 3,839



▲ **DANNY AMENDOLA** compiled nearly 4,000 all-purpose yards during his Red Raider career from 2004-07 where he was a main target in Texas Tech's high-octane offense as well as the regular punt returner. Amendola recently won his second Super Bowl ring with the New England Patriots.



▲ **BYRON "BAM" MORRIS**



▲ **SHANNON WOODS**



▲ **RODNEY BLACKSHEAR**

CONTENTS

RED RAIDERS

STAFF

'16 REVIEW

HISTORY

RECORDS

TEXAS TECH

SCORING RECORDS

SINGLE-GAME RECORDS

Points:	30, Billy Taylor vs. TCU (1977); James Gray vs. Rice (1989); Byron Hanspard vs. SMU (1995) Taurean Henderson vs. Kansas State (2005)
Touchdowns:	5, Billy Taylor vs. TCU (1977); James Gray vs. Rice (1989); Byron Hanspard vs. SMU (1995); Taurean Henderson vs. Kansas State (2005)
Points by Kicking:	18 Ryan Bustin, at Kansas (2013); 4 FG, 6 PAT
Field Goals Made:	4 12 times; last, Ryan Bustin at Kansas (2013)
Longest Field Goal Made:	57 Bill Adams vs. Texas A&M (1977)

LONGEST TOUCHDOWN RUNS

1. Donny Anderson at TCU (1964)	90
2. Lonnie Graham vs. West Texas State (1955)	89
3. Percy Walker at TCU (1926)	88
Glen Lewis vs. Texas Western (1948)	88
Bobby Cavazos at Baylor (1951)	88
6. Ansel Cole vs. Tulsa (1983)	87
7. Eric Stephens vs. Northwestern (2010)	86
8. John Garner vs. Baylor (1973)	84
9. DeAndre Washington vs. Iowa State (2015)	80
10. Cliff Hoskins vs. Utah (1972)	79
11. Justin Stockton at UTEP (2014)	75
12. DeAndre Washington at Iowa State (2014)	72
Byron Hanspard vs. Oklahoma State (1996)	72
14. Robert Hall vs. Rice (1991)	70
Taurean Henderson at Kansas (2004)	70

LONGEST TOUCHDOWN RECEPTIONS

1. Rodney Blackshear vs. Houston (1991)	95
2. Cal Stevenson vs. Texas A&M (1948)	90
3. Brian Nelson vs. TCU (1976)	88
4. Donnie Hart vs. Texas (1996)	86
5. James Gray vs. Arizona (1988)	85
Rodney Blackshear vs. Arkansas (1990)	85
7. John Roberts vs. Arkansas (1957)	84
8. Devin Lauderdale at Iowa State (2014)	82
Michael Crabtree at Nevada (2008)	82
10. Quan Shorts vs. Baylor (2016)	81
11. Don Schmidt vs. Houston (1954)	80
Mickie Barron vs. Baylor (1958)	80
Rodney Blackshear vs. Houston (1991)	80
Jarrett Hicks vs. Nebraska (2004)	80
Keke Coutee vs. Baylor (2016)	80

LONGEST FIELD GOALS

1. Bill Adams vs. Texas A&M (1977)	57
2. Kenny Vinyard vs. TCU (1966)	55
David Mellot vs. New Mexico (1975)	55
Ricky Gann vs. Houston (1984)	55
Jaret Greaser vs. Texas (1996)	55
6. Kenny Vinyard vs. Texas (1967)	54
7. Bill Adams vs. SMU (1978)	53
Jaret Greaser vs. Kansas State (1996)	53
Tony Rogers vs. Kansas State (1996)	53
Chris Birkholz vs. Texas (1998)	53

Bowl Game

Alex Trlica vs. Minnesota (2006 Insight)	52
------------------------------------------	----

SINGLE-SEASON RECORDS

Points:	134, Byron Morris (1993); 22 TD, 1 conversion
Points by Class:	
Freshman:	132, Michael Crabtree (2007)
Sophomore:	114, Michael Crabtree (2008)
Junior:	121, Ryan Bustin (2013)
Senior:	134, Byron Morris (1993)
Points per Game:	12.2, Byron Morris (1993)
Touchdowns:	22, Byron Morris (1993); Taurean Henderson (2005); Michael Crabtree (2007)
Points by Kicking:	121 Ryan Bustin (2013); 23 FG, 52 PAT
Conversions Made:	67, Alex Trlica (2007)
Conversions Attempted:	70 Keith Toogood (2003); Clayton Hatfield (70)
Field Goals Made:	23, Ryan Bustin (2013)
Field Goals Attempted:	27, Ryan Bustin (2013)
Field Goal Percentage:	.929 Clayton Hatfield (2016); 13-of-14
Most PAT Kicks, No Misses:	67, Alex Trlica (2007)
Perfect PAT Seasons:	14 Times 1972, Don Grimes (34-of-34); 1978, Bill Adams (26-of-26); 1990, Lin Elliott (32-of-32); 1995, Tony Rogers (37-of-37); 2001, Robert Treece (49-of-49); 2002, Robert Treece (54-of-54); 2004, Alex Trlica (55-of-55); 2005, Alex Trlica (60-of-60); 2006, Alex Trlica (51-of-51); 2007, Alex Trlica (67-of-67); 2008, Matt Williams (33-of-33); 2010, Matt Williams (56-of-56); 2011, Donnie Carona (50-of-50); 2012, Ryan Bustin (59-of-59)

SINGLE-SEASON SCORING LEADERS

1. Byron Morris (1993); 22 TD, 1 conversion	134
2. Taurean Henderson (2005); 22 TD	132
Michael Crabtree (2007); 22 TD	132
4. Ryan Bustin (2013); 23 FG, 52 PAT	121
5. James Gray (1989); 20 TD	120
6. Michael Crabtree (2008); 19 TD	114
Lyle Leong (2010); 19 TD	114
8. Ryan Bustin (2012); 17 FG, 59 PAT	110
9. Byron Hanspard (1995); 18 TD	108
Ricky Williams (2001); 18 TD	108
Taurean Henderson (2004); 18 TD	108

SINGLE-SEASON TOUCHDOWN LEADERS

1. Byron Morris (1993)	22
Taurean Henderson (2005)	22
Michael Crabtree (2007)	22
4. James Gray (1989)	20
5. Michael Crabtree (2008)	19
Lyle Leong (2010)	19
7. Byron Hanspard (1995)	18
Ricky Williams (2001)	18
Taurean Henderson (2004)	18
10. Donny Anderson (1965)	17
Lyle Leong (2010)	17

SINGLE-SEASON FIELD GOAL LEADERS

1. Ryan Bustin (2013)	23
2. Ryan Bustin (2012)	17
Lin Elliott (1991)	17
Ricky Gann (1984)	17
Bill Adams (1979)	17
6. Bill Adams (1978)	16
Chris Birkholz (1998)	16
8. Brian Hall (1976)	15
Scott Segrist (1988)	15
Alex Trlica (2006)	15

SINGLE-SEASON PAT LEADERS

1. Alex Trlica (2007)	67
2. Keith Toogood (2003)	66
3. Clayton Hatfield (2016)	65
4. Alex Trlica (2005)	60
Matt Williams (2009)	60
6. Ryan Bustin (2012)	59
7. Matt Williams (2010)	56
8. Alex Trlica (2004)	55
9. Robert Treece (2002)	54
10. Clayton Hatfield (2015)	53

SINGLE-SEASON TOUCHDOWNS RESPONSIBLE FOR

1. B.J. Symons (2003)	57
2. Patrick Mahomes II (2016)	53
3. Graham Harrell (2007)	52
4. Graham Harrell (2008)	51
5. Kliff Kingsbury (2002)	47
6. Patrick Mahomes II (2015)	46
7. Graham Harrell (2006)	40
8. Seth Doegje (2012)	39
9. Taylor Potts (2010)	37
10. Sonny Cumbie (2004)	34
Cody Hodges (2005)	34



▲ ALEX TRLICA

SCORING RECORDS

CAREER RECORDS

Points:	414, Taurean Henderson (2002-05) – 69 TD
Points per Game:	9.4, Michael Crabtree (2007-08), 246 points, 26 games
Touchdowns:	69, Taurean Henderson (2002-05)
Points by Kicking:	377, Alex Trlica (2004-07); 48 FG, 233 PAT
Conversions Made:	233, Alex Trlica (2004-07)
Conversions Attempted:	233, Alex Trlica (2004-07)
Field Goals Made:	50, Ryan Bustin (2012-14)
Field Goals Attempted:	73, Alex Trlica (2004-07)
Field Goal Percentage:	.769, Ryan Bustin (2012-14); 50-of-65
Consecutive Field Goals Made (Career):	11, Clayton Hatfield (2016-Present)

CAREER SCORING LEADERS	
1. Taurean Henderson (2002-05); 69 TD	414
2. Alex Trlica (2004-07); 48 FG, 233 PAT	377
3. James Gray (1986-89); 52 TD	312
4. Ryan Bustin (2012-14); 50 FG, 153 PAT	303
5. Ricky Williams (1997-01); 42 TD	252
6. Michael Crabtree (2007-08); 41 TD	246
7. Shannon Woods (2005-08); 40 TD	240
8. Byron Hanspard (1994-96); 38 TD	228
9. Byron Morris (1991-93); 37 TD, 2 Conv.	226
10. Lin Elliott (1988-91); 40 FG, 100 PAT	220

CAREER FIELD GOAL LEADERS	
1. Ryan Bustin (2012-14)	50
2. Alex Trlica (2004-07)	48
3. Bill Adams (1977-79)	43
4. Ricky Gann (1981-84)	41
Scott Segrist (1985-88)	41
6. Lin Elliott (1988-91)	40
7. Jon Davis (1991-94)	35
Chris Birkholz (1998-00)	35
9. Don Grimes (1971-73)	29
10. Brian Hall (1974-77)	28

CAREER TOUCHDOWN LEADERS	
1. Taurean Henderson (2002-05)	69
2. James Gray (1986-89)	52
3. Ricky Williams (1997-01)	42
4. Michael Crabtree (2007-08)	41
5. Shannon Woods (2005-08)	40
6. Byron Hanspard (1994-96)	38
7. Byron Morris (1991-93)	37
8. Jakeem Grant (2012-15)	33
9. Bobby Cavazos (1951-53)	32
Baron Batch (2006, 2008-10)	32
Lyle Leong (2007-10)	32

CAREER PAT LEADERS	
1. Alex Trlica (2004-07)	233
2. Ryan Bustin (2012-14)	153
3. Matt Williams (2008-10)	149
4. Clayton Hatfield (2015-)	118
5. Jon Davis (1991-94)	103
6. Lin Elliott (1988-91)	100
7. Robert Treece (2001-02)	97
8. Scott Segrist (1985-88)	92
9. Chris Birkholz (1998-00)	88
10. Donnie Carona (2008-11)	83



▲ RYAN BUSTIN set the Texas Tech career record with 50 successful field goals during his three-year career as a Red Raider from 2012-14.



▲ LYLE LEONG



▲ BARON BATCH



▲ MATT WILLIAMS

CONTENTS

RED RAIDERS

STAFF

'16 REVIEW

HISTORY

RECORDS

TEXAS TECH

DEFENSIVE RECORDS

SINGLE-GAME RECORDS

Tackles: 30, Donald Harris vs. Arizona (1988)
Fumble Return for Touchdown: 1, several times; most recently, Douglas Coleman vs. Texas (2016)
Interceptions: 3, Daniel Charbonnet vs. SMU (2008); Darcel McBath at Kansas (2008)
Interception Return for Touchdown: 1, several times; most recently, Jah'Shawn Johnson at Kansas (2015)
Longest Fumble Return: 100 Douglas Coleman vs. Texas (2016)
Longest Interception Return: 98 Dave Parks vs. Colorado (1962)

CAREER RECORDS

Tackles: 500, Lawrence Flugence (1999-02)
Tackles for Loss: 53, Montae Reagar (1995-98)
Tackles for Loss Yards: 205, Montae Reagar (1995-98)
Sacks: 34.0, Aaron Hunt (1999-02)
Sack Yards: 170, Aaron Hunt (1999-02)
Fumble Recoveries: 7, Zach Thomas (1992-95)
Fumble Returns for Touchdowns: 3 Paul McClendon (1998-2001)
Interceptions: 25, Tracy Saul (1989-91)
Interception Returns for Touchdowns: 4 Marcus Coleman (1992-95)

CAREER TACKLE LEADERS

1. Lawrence Flugence (1999-02)	500
2. Brad Hastings (1983-86)	480
3. Kevin Curtis (1998-01)	430
4. Michael Johnson (1984-87)	393
5. Zach Thomas (1992-95)	390
6. Matt Wingo (1988-91)	385
7. Shawn Banks (1992-95)	365
8. Cody Davis (2009-12)	362
9. Ryan Aycock (2000-03)	338
10. Charles Rowe (1986-89)	329

CAREER SACK LEADERS

1. Aaron Hunt (1999-02)	34.0
2. Adell Duckett (2001-04)	28.0
3. Montae Reagar (1995-98)	25.5
4. Brandon Williams (2006-08)	22.5
5. Keyunta Dawson (2003-06)	19.5
6. Calvin Riggs (1983-86)	18.5
7. James Mosley (1985-88)	17.0
Shawn Jackson (1991-93)	17.0
9. Pete Robertson (2011-14)	16.0
10. Brandon Sharpe (2008-09)	15.0

CAREER INTERCEPTION LEADERS

1. Tracy Saul (1989-91)	25
2. Elmer Tarbox (1936-38)	17
3. John Thompson (1951-53)	14
Tate Randle (1978-81)	14
5. Boyd Cowan (1985-88)	12
Vincent Meeks (2002-05)	12
Darcel McBath (2005-08)	12
8. Ryan Aycock (2000-03)	11
9. Kevin Curtis (1998-01)	10
10. Four tied	9



▲ **BRAD HASTINGS** remains second all-time at Texas Tech after totaling 480 tackles from 1983-86.

SINGLE-SEASON RECORDS

Tackles: 193, Lawrence Flugence (2002)
Tackles for Loss: 24.5, Adell Duckett (2003)
Tackles for Loss Yards: 123 Adell Duckett (2003), Brandon Williams (2008)
Sacks: 15.0, Brandon Sharpe (2009)
Sack Yards: 104 Brandon Sharpe (2009), Brandon Williams (2008)
Fumble Recoveries: 4, Zach Thomas (1995), Paul McClendon (2001), Daniel Charbonnet (2008), Jah'Shawn Johnson (2015)
Fumble Returns for Touchdowns: 3 Paul McClendon (2001)
Interceptions: 11, Elmer Tarbox (1938)
Interception Return for Touchdowns: 2 David Rankin (1961), Marcus Coleman (1994), Darcel McBath (2008)
Most Passes Broken Up: 24, Joselio Hanson (2002)
Most Blocked Kicks: 3, Marcus Coleman (1992)

SINGLE-SEASON TACKLE LEADERS

1. Lawrence Flugence (2002)	193
2. Brad Hastings (1985)	171
3. Lawrence Flugence (2000)	156
4. Michael Johnson (1987)	154
5. Brad Hastings (1986)	153
Kevin Curtis (1999)	153
7. Ryan Aycock (2002)	151
8. Lawrence Flugence (2001)	145
9. Brad Hastings (1984)	141
Donald Harris (1988)	141
James Mosley (1988)	141

SINGLE-SEASON TACKLES BY POSITION

End – Aaron Hunt (2002)	108
Tackle – Gabe Rivera (1982)	105
Linebacker – Lawrence Flugence (2002)	193
Cornerback – Leonard Jones (1985)	91
Safety – Kevin Curtis (1999)	153

SINGLE-SEASON SACK LEADERS

1. Brandon Sharpe (2009)	15.0
2. Adell Duckett (2003)	14.0
3. Brandon Williams (2008)	13.0
4. Pete Robertson (2014)	12.0
Aaron Hunt (2001)	12.0
6. Shawn Jackson (1992)	11.0
7. Calvin Riggs (1986)	10.5
Montae Reagar (1997)	10.5
9. Fred Petty (1991)	9.0
Aaron Hunt (2002)	9.0
McKinner Dixon (2008)	9.0

SINGLE-SEASON INTERCEPTION LEADERS

1. Elmer Tarbox (1938)	11
2. John Thompson (1951)	8
Tracy Saul (1989)	8
Tracy Saul (1991)	8
5. Teddy Roberts (1964)	7
Darcel McBath (2008)	7
7. Elmer Tarbox (1937)	6
Tate Randle (1979)	6
Boyd Cowan (1987)	6
Bart Thomas (1994)	6
Ryan Aycock (2003)	6



▲ **LAWRENCE FLUGENCE**

KICK RETURN RECORDS

SINGLE-GAME RECORDS

Returns: 7, Ben McRoy vs. Nevada (2011)

Yards: 203, Ben McRoy vs. Nevada (2011)

Yards by Class:

Freshman: 182, Eric Stephens at Texas (2009)

Sophomore: 203, Ben McRoy vs. Nevada (2011)

Junior: 147, Jakeem Grant at Oklahoma State (2014)

Senior: 169, Donny Anderson vs. Oklahoma St. (1965)

Yards per Return: 60.0

Johnnie Mack vs. SMU (2003); 2-120 yards

Touchdowns: 1, several times;

most recently, Jakeem Grant vs. Oklahoma St. (2015);

100 yards

100-Yard Returns: 100

Jakeem Grant vs. Oklahoma State (2015),

Ivory McCann vs. New Mexico (2001),

Keith Henderson vs. Houston (1984),

Donny Anderson vs. Oklahoma State (1965),

Jack Kirkpatrick vs. Tulsa (1953),

Jack Kirkpatrick vs. West Texas State (1953)

LONGEST KICKOFF RETURNS

1. Jakeem Grant vs. Oklahoma State (2015) 100

Ivory McCann vs. New Mexico (2001) 100

Keith Henderson vs. Houston (1984) 100

Donny Anderson vs. Oklahoma St. (1965) 100

Jack Kirkpatrick vs. Tulsa (1953) 100

Jack Kirkpatrick vs. West Texas State (1953) 100

7. Jakeem Grant vs. Minnesota (2012) 99

8. Vincent Meeks at Oklahoma (2002) 98

9. Jakeem Grant vs. Baylor (2012) 97

Frank Graves vs. New Mexico (1951) 97

SINGLE-SEASON RECORDS

Returns: 44, Eric Stephens (2010)

Yards: 1,071, Eric Stephens (2010); 44 returns

Yards by Class:

Freshman: 823, Eric Stephens (2009)

Sophomore: 1,071, Eric Stephens (2010)

Junior: 621, Rodney Blackshear (1990)

Senior: 1,017 Jakeem Grant (2015)

Yards per Return: 30.8

Lawrence Williams (1972); 16-493 yards

Touchdowns: 2

Jakeem Grant (2012 & 2015), Jack Kirkpatrick (1953)

SINGLE-SEASON YARDAGE LEADERS

1. Eric Stephens (2010); 44 returns 1,071

2. Jakeem Grant (2015); 39 returns 1,017

3. Ben McRoy (2011); 36 returns 899

4. Eric Stephens (2009); 32 returns 823

5. Rodney Blackshear (1990); 24 returns 621

6. Ivory McCann (2001); 22 returns 606

7. Johnnie Mack (2003); 22 returns 546

8. Donny Anderson (1965); 22 returns 541

9. Tyrone Thurman (1988); 23 returns 535

10. Jakeem Grant (2014); 23 returns 515

SINGLE-SEASON RETURN LEADERS

1. Eric Stephens (2010) 44

2. Jakeem Grant (2015) 39

2. Ben McRoy (2011) 36

3. Eric Stephens (2009) 32

4. Ivory McCann (2002) 27

5. Rodney Blackshear (1990) 24

6. Jakeem Grant (2014) 23

Tyrone Thurman (1988) 23

8. Donny Anderson (1965) 22

Ivory McCann (2001) 22

Johnnie Mack (2003) 22

CAREER RECORDS

Returns: 87, Jakeem Grant (2011-15)

Yards: 2,169, Jakeem Grant (2011-15); 87 returns

Yards per Return: 30.3

Ronnie Rice (1957-59); 19-577 yards

Touchdowns: 4, Jakeem Grant (2011-15)

CAREER YARDAGE LEADERS

1. Jakeem Grant (2011-15); 87 returns 2,169

2. Eric Stephens (2009-12); 82 returns 1,979

3. Donny Anderson (1963-65); 56 returns 1,309

4. Lawrence Williams (1972-74); 47 returns 1,268

5. Jakeem Grant (2012-14); 48 returns 1,152

6. Ivory McCann (2001-02); 49 returns 1,101

7. Ben McRoy (2010-11); 40 returns 977

8. Wayne Walker (1985-88); 51 returns 959

9. Johnnie Mack (2003-04); 43 returns 955

10. Rodney Blackshear (1987-91); 37 returns 899

CAREER RETURN LEADERS

1. Jakeem Grant (2011-15) 87

2. Eric Stephens (2009-12) 82

3. Donny Anderson (1963-65) 56

4. Wayne Walker (1985-88) 51

5. Ivory McCann (2001-02) 49

6. Lawrence Williams (1972-74) 47

7. Johnnie Mack (2003-04) 43

8. Mike Leinert (1965-67) 40

Ben McRoy (2010-11) 40

10. Tyrone Thurman (1985-88) 37

Rodney Blackshear (1987-91) 37

John Norman (1997-00) 37



▲ JOHNNIE MACK



▲ JOHN NORMAN



▲ ERIC STEPHENS

PUNTING RECORDS

SINGLE-GAME RECORDS

Punts: 36, Charlie Calhoun vs. Centenary (1939)
Game (Since 1950): 12, Dennis Vance vs. Texas (1984)
Punting Average: 57.0
 Alex Reyes vs. Baylor (2004); 3 punts for 171 yards
Longest Punt: 85, R.W. Moyers vs. West Texas State (1945)

LONGEST PUNTS

1. R.W. Moyers vs. West Texas State (1945) 85
2. David Kuykendall vs. Arkansas (1975) 79
3. Buddy Hill vs. Tulsa (1954) 78
Ken Vinyard vs. Kansas (1966) 78
Johnny Odom vs. Boston College (1971) 78
Mark Bounds vs. Texas (1991) 78
7. Robert King vs. Rice (1992) 77
Robert King vs. Texas A&M (1993) 77
9. Johnny Odom vs. SMU (1970) 76
10. Johnny Odom vs. Texas (1970) 75
Maury Buford vs. Texas A&M (1978) 75
Robert King vs. Wyoming (1992) 75

SINGLE-SEASON RECORDS

Punts: 78, Maury Buford (1981)
Punting Average: 46.8
 Mark Bounds (1991); 53 punts for 2,481 yards

SINGLE-SEASON AVERAGE LEADERS

1. Mark Bounds (1991) 46.8
2. Taylor Symmank (2015) 46.0
3. Alex Reyes (2006) 45.2
4. Maury Buford (1981) 44.8
5. Maury Buford (1978) 44.1
6. Ryan Erxleben (2013) 43.0
Alex Reyes (2003) 43.0
8. Alex Reyes (2005) 42.8
9. Robert King (1993) 42.7
10. Taylor Symmank (2014) 42.6
Robert King (1992) 42.6

CAREER RECORDS

Punts: 293, Maury Buford (1978-81)
Punting Average: 43.7
 Taylor Symmank (2012-15); 99 punts for 4,325 yards

CAREER AVERAGE LEADERS


1. Taylor Symmank (2012-15) 43.7
2. Alex Reyes (2003-06) 43.3
3. Maury Buford (1978-81) 43.2
4. Robert King (1992-93) 42.6
5. Ryan Erxleben (2009, 2011-13) 41.9
6. Jeremy Hernandez (1996-98) 40.1
Jamie Simmons (1986-89) 40.1
8. Brad Cade (1994-95) 39.8
Clinton Greathouse (2000-02) 39.8
Eric Rosiles (1999-00) 39.8




▲ **TAYLOR SYMMANK** set the Texas Tech career punting mark after averaging 43.7 yards per attempt during his career from 2012-15. Symmank also ranks second all-time for single-season punting average as he boasted a 46.0 clip during his 2015 senior season.



▲ **ALEX REYES**



▲ **MARK BOUNDS**



▲ **MAURY BUFORD**

PUNT RETURN RECORDS

SINGLE-GAME RECORDS

Returns: 8, Wes Welker vs. New Mexico (2001)
Yards: 166, Wes Welker vs. Texas A&M (2002)
Yards by Class:
Freshman: 106, Tracy Saul vs. Texas (1989)
Sophomore: 102, Tyrone Thurman vs. Texas (1986)
Junior: 166, Wes Welker vs. Texas A&M (2002)
Senior: 145, Leonard Harris vs. TCU (1983)
Yards per Return: 47.0
 Larry Alford vs. Texas (1968); 3-141 yards
Touchdowns: 1, several times;
 most recently; Eric Morris at Nevada (2008)
Longest Texas Tech Punt Return: 96
 Tyrone Thurman vs. Texas (1986)

LONGEST PUNT RETURNS

1. Tyrone Thurman vs. Texas (1986) 96
2. Estil Carnes vs. New Mexico Normal (1931) 90
 Danny Amendola at Kansas State (2004) 90
4. Wes Welker at Texas A&M (2002) 88
5. Eric Morris at Nevada (2008) 86
6. Wes Welker vs. Nebraska (2001) 85
7. Larry Alford vs. Texas (1968) 84
 Leonard Harris vs. TCU (1983) 84
9. Elmer Wilson vs. West Texas State (1951) 80
 John Norman vs. Baylor (1999) 80

SINGLE-SEASON RECORDS

Returns: 57, Wes Welker (2002)
Yards: 752, Wes Welker (2002)
Yards by Class:
Freshman: 419, Tyrone Thurman (1985)
Sophomore: 444, Tyrone Thurman (1986)
Junior: 752, Wes Welker (2002)
Senior: 385, Wes Welker (2003)
Yards per Return: 13.5
 Tyrone Thurman (1985), 33 for 444 yards
Touchdowns: 3, Wes Welker (2002)

SINGLE-SEASON YARDAGE LEADERS

1. Wes Welker (2002); 57 returns 752
2. Tyrone Thurman (1986); 33 returns 444
3. Larry Alford (1968); 38 returns 430
4. Tyrone Thurman (1985); 31 returns 419
5. Wes Welker (2003); 33 returns 385
6. Danny Amendola (2006); 41 returns 377
7. Marc Dove (1971); 33 returns 374
8. Danny Amendola (2004); 29 returns 371
9. Leonard Harris (1982); 33 returns 365
10. Wes Welker (2000); 28 returns 353

SINGLE-SEASON RETURN LEADERS

1. Wes Welker (2002) 57
2. Danny Amendola (2006) 41
3. Larry Alford (1968) 38
4. Tyrone Thurman (1987) 35
5. Marc Dove (1971) 33
 Leonard Harris (1982) 33
 Tyrone Thurman (1986) 33
 Wes Welker (2003) 33
9. Larry Alford (1967) 32
 Danny Amendola (2005) 32

CAREER RECORDS

Returns: 152, Wes Welker (2000-03)
Yards: 1,761, Wes Welker (2000-03)
Yards per Return: 12.0
 Marc Dove (1969-71), 48 for 576 yards
Touchdowns: 8, Wes Welker (2000-03)

CAREER YARDAGE LEADERS

1. Wes Welker (2000-03) 1,761
2. Tyrone Thurman (1985-88) 1,466
3. Danny Amendola (2004-07) 1,283
4. Tracy Saul (1989-92) 902
5. Dane Johnson (1994-97) 876
6. Leonard Harris (1981-83) 759
7. Larry Alford (1967-68) 750
8. Marc Dove (1969-71) 576
9. John Norman (1997-00) 513
10. Eric Morris (2005-08) 486

CAREER RETURN LEADERS

1. Wes Welker (2000-03) 152
2. Tyrone Thurman (1985-88) 126
3. Danny Amendola (2004-07) 116
4. Tracy Saul (1989-92) 90
5. Dane Johnson (1994-97) 76
6. Larry Alford (1967-68) 70
7. Leonard Harris (1981-83) 68
8. Austin Zouzalik (2009-12) 55
 Mike Patterson (1976-77) 55
 Eric Morris (2005-08) 55
11. John Norman (1997-99) 50
12. Cameron Batson (2014-) 48



▲ **WES WELKER**, seen here at Texas A&M, remains the NCAA FBS record holder after returning eight punts for a touchdown during his Red Raider career from 2000-03.

CONTENTS

RED RAIDERS

STAFF

'16 REVIEW

HISTORY

RECORDS

TEXAS TECH

TEAM RECORDS

SCORING

POINTS

Game:	120, Wayland (1925)
Game since 1950:	80, vs. Sam Houston State (2005)
Most First-Half Points:	52, vs. Indiana State (2005)
Most Second-Half Points:	49, vs. Nebraska (2004)
Most First-Quarter Points:	28
	vs. Sam Houston State (2005),
	vs. Stephen F. Austin (2013),
	vs. Kansas State (2015)
Most Second-Quarter Points:	35, vs. SMU (1990),
	vs. Indiana State (2005)
Most Third-Quarter Points:	28, vs. TCU (2004),
	vs. Kansas State (2005),
	vs. Northwestern State (2007)
Most Fourth-Quarter Points:	28
	vs. N.C. State (2002),
	at Oklahoma State (2003),
	vs. Nebraska (2004)
Season – High:	586 (2015)
Season – Low:	245 (1997)

POINTS PER GAME

Season – High:	45.1 (2015); 586 points in 13 games
Season – Low:	22.3 (1997); 245 points in 11 games

TOUCHDOWNS

Game:	12 vs. Wayland (1925)
Game since 1950:	11 vs. Sam Houston State (2005)
Season – High:	79 (2008)
Season – Low:	29 (1998)

PAT'S MADE

Game:	11 vs. Sam Houston State (2005)
Season – High:	77 (2015)
Season – Low:	26 (1997)

FIELD GOALS MADE

Game:	4, 12 times; most recently at Kansas (2013)
Season – High:	23 (2013)
Season – Low:	7 (1999); 7 (2004); 7 (2008)

FIELD GOALS ATTEMPTED

Season – High:	28 (1998), 19-of-28
Season – Low:	13 (1999), 7-of-13; 13 (2008), 7-of-13

FIELD GOAL PERCENTAGE

Season:	92.9 (2016); 13-of-14
---------	-----------------------

MISCELLANEOUS

Most Two-Point PATs Made:	5
	1994, 5-of-8; 2002, 5-of-7
Most Two-Point PAT Attempts:	8
	1990, 4-of-8; 1994, 5-of-8
Largest Deficit Erased:	31
	vs. Minnesota (2006 Insight Bowl; NCAA Bowl Record);
	trailed 38-7 with 7:47 to play in the third quarter
Quickest Score into a Game:	17 seconds
	vs. North Texas (1988);
	Tolliver 73-yard pass to Walker
Most Safeties:	3 (1992)

TOP SCORING GAMES

1.	vs. Wayland (1925)	120
2.	vs. Sam Houston State (2005)	80
3.	vs. Trinity (1932)	79
4.	vs. Northwestern State (2007)	75
5.	vs. New Mexico A&M (1953)	71
6.	vs. TCU (2004)	70
	vs. Nebraska (2004)	70
8.	vs. UTEP (2015)	69
	vs. Stephen F. Austin	69
10.	vs. Kansas State (2009)	66
	vs. Iowa State (2015)	66

RUSHING

RUSHES

Game – High:	73 vs. Arizona (1989)
Game – Low:	7 at Texas (2007)

YARDS

Game – High:	620 vs. Trinity (1939)
Game – Low:	-17 vs. Texas (2004)
Season – High:	3,342 (1932)
Season High Since 1950:	2,505 (1989)
Season – Low:	771 (2007)

TOUCHDOWNS

Game:	12
	vs. Wayland (1925), vs. Trinity (1932)
Game Since 1950:	5
	vs. TCU (1977), vs. Rice (1989),
	vs. Sam Houston State (2005);
	vs. Texas A&M (2005); vs. TCU (2015)
Season:	30 (1993)

YARDS PER RUSH

Season – High:	7.7 (1989); 581 rush for 2,505 yards
Season – Low:	3.1 (2007); 246 rush for 771 yards

PASSING

ATTEMPTS

Game – High:	88 vs. Oklahoma (2016)
Game – Low:	10 vs. Texas (1997)
Season – High:	780 (2003)
Season – Low:	270 (1999)

COMPLETIONS

Game – High:	52 vs. Iowa State (2003),
	vs. Oklahoma (2016)
Game – Low:	3 vs. Texas (1997)
Season – High:	544 (2007)
Season – Low:	119 (1996)

COMPLETION PERCENTAGE

Game – High (min. 20 att.):	90.0
	at New Mexico (2011); 45-of-50
Game – Low (min. 20 att.):	24.0
	vs. Missouri (1995); 6-of-25
Season – High:	71.3 (2007); 544-of-763
Season – Low:	43.8 (1996)

YARDS

Game – High:	734, vs. Oklahoma (2016)
Game – Low:	42 vs. Rice (1989)
Season – High:	6,179 (2003)
Season – Low:	1,723 (1996)

YARDS PER COMPLETION

Game – High:	28.7 vs. Oklahoma (1999); 259 yards
Game – Low:	6.6 vs. Kansas State (1997)

TOUCHDOWNS

Game:	8, vs. Texas A&M (2003); at Baylor (2003);
	vs. Northwestern State (2007); vs. Rice (2009);
	vs. Kansas State (2009), vs. Kansas (2016)
Season:	53 (2003)

INTERCEPTIONS THROWN

Game:	5 vs. Rice (1990); vs. Colorado (2003)
Season – High:	30 (1938)
Season – Low:	6 (1996, 1997)

TOP 10 PASSING GAMES

1.	vs. Oklahoma (2016)	734
2.	vs. Kansas State (2005)	669
3.	at Mississippi (2003)	661
4.	vs. Sam Houston State (2005)	650
5.	at Oklahoma State (2007)	646
6.	vs. Baylor (2014)	609
7.	vs. Texas A&M (2003)	605
8.	at N.C. State (2003)	586
	vs. Baylor (2016)	586
10.	at Baylor (2003)	580

TOTAL OFFENSE

PLAYS

Game – High:	111 vs. Iowa State (2003)
Game – Low:	46 vs. Nebraska (1997)
Season – High:	1,155 (2002)
Season – Low:	732 (1997)

YARDS

Game – High:	1,271 vs. Wayland (1925)
Game High Since 1950:	854, vs. Oklahoma (2016)
Game – Low:	93 vs. Miami (1990)
Season – High:	7,576 (2003)
Season – Low:	3,401 (1997)

TOP 10 GAMES SINCE 1950

1.	vs. Oklahoma (2016)	854
2.	vs. Iowa State (2015)	776
3.	vs. Iowa State (2003)	775
4.	vs. Sam Houston State (2005)	770
5.	vs. Stephen F. Austin (2016)	758
6.	vs. Kansas State (2009)	739
7.	vs. Stephen F. Austin (2013)	731
8.	at Oklahoma State (2007)	718
9.	at Baylor (2003)	716
10.	at Mississippi (2003)	713

TEAM RECORDS

PENALTIES

PENALTIES

Game – High:	25 vs. Rice (1970)
Game – Low:	1 vs. Rice (1991), vs. Texas A&M (1992), vs. Arkansas (1988), at TCU (2016)
Season – High:	120 (2009)
Season – Low:	28 (1961)

YARDS PENALIZED

Game – High:	183 at Rice (2007)
Game – Low:	5 vs. Texas A&M (1992), vs. Arkansas (1988), at TCU (2016)
Season – High:	1,070 (2014)

FIRST DOWNS

FIRST DOWNS

Game – High:	45 vs. Iowa State (2003)
Game – Low:	6 vs. Kansas State (1997), vs. Nebraska (1997)
Season – High:	418 (2003)
Season – Low:	186 (1999)

TURNOVERS

TURNOVERS

Game:	8 vs. Rice (1990)
Season – High:	38 (1990)
Season – Low:	13 (2016)

FUMBLES

Game:	8 vs. Texas A&M (1991)
Season – High:	35 (1990)
Season – Low:	15 (2001)

FUMBLES LOST

Game:	5 vs. New Mexico (1994)
Season – High:	21 (1990)
Season – Low:	5 (2000, 2001)

INTERCEPTIONS THROWN

Game:	5 vs. Rice (1990); vs. Colorado (2003); vs. Oklahoma (2003)
Season – High:	23 (2003)
Season – Low:	6 (1996, 1997)

TURNOVER MARGIN

Season – High:	+12 (1991, 1993, 1997)
Season – Low:	-14 (2013)

PUNTING

PUNTS

Game:	39 vs. Centenary (1939)
Game Since 1950:	14 vs. Kansas State (1996)
Season – High:	78 (1981)
Season – Low:	26 (2008)

PUNT RETURN

Game – High:	57.0, vs. Baylor (2004); 3 punts for 171 yards
Game – Low:	24.4, at Oklahoma (2002); 5 punts for 122 yards
Season – High:	44.2 (2006)
Season – Low:	35.6 (2007)

PUNT RETURNS

RETURNS

Returns (Game):	22 vs. Centenary (1939)
Game Since 1950:	13 vs. Iowa State (1967)
Returns (Season):	59 (2002)
Yards (Season):	766 (2002)
Yards Per Return (Season):	12.9 (2002)
Touchdowns (Season):	3 (2002)

KICK RETURNS

RETURNS

Most Kickoff Returns (Season):	59 (2010, 2011)
Most Kickoff Return Yards (Season):	1,319 (2010)
Highest Kickoff Return Avg. (Season):	24.4 (2009)
Kickoff Return Touchdowns (Season):	2 (1953, 2012, 2015)

DEFENSE

RUSH DEFENSE

Fewest Yards Allowed (Game):	-45 vs. Arizona (1933)
Fewest Yards Allowed (Since 1950):	-13 vs. SMU (1992)
Fewest Yards Allowed (Season):	871 (1932)

PASS DEFENSE

Fewest Yards Allowed (Game):	0 vs. Centenary (1939), vs. Texas A&M (1954), vs. Oklahoma State (1974), vs. Arkansas (1974)
Fewest Yards Allowed (Season):	1,623 (1994)

TOTAL DEFENSE

Fewest Yards Allowed (Game):	84 vs. Northwestern State (2012)
Fewest Yards Allowed (Season):	3,421 (1994)

SACKS

Most Sacks (Game):	8 vs. SMU (1993)
Most Sacks (Season):	41 (2009)
Most Yards Lost by Sacks (Game):	61 vs. SMU (1994)
Most Yards Lost by Sacks (Season):	265 (1997, 2009)

TAKEAWAYS

Most Takeaways (Game):	7 Houston (1993), Nebraska (2004)
Most Takeaways (Season):	35 (1989)
Most Opponent Fumbles (Game):	8, Baylor (1990)
Most Opponent Fumbles (Season):	36 (2007)
Most Opponent Fumbles Lost (Game):	4 Ohio State (1990), TCU (1993); Texas State (2011)
Most Opponent Fumbles Lost (Season):	16 (1989, 1993)
Most Interceptions (Game):	6 vs. New Mexico (1946), vs. Rice (1968), vs. Houston (1993)
Most Interceptions (Season):	30 (1938)
Most Interception Return Yards (Game):	160 vs. TCU (1990)
Most Interception Return Yards (Season):	366 (1990)
Most Interception Returns for TDs (Game):	2 vs. Oklahoma State (2000)
Most Interception Returns for TDs (Season):	3 (1994, 2001, 2008)

CONTENTS

RED RAIDERS

STAFF

'16 REVIEW

HISTORY

RECORDS

TEXAS TECH

YEAR-BY-YEAR LEADERS

PASSING LEADERS

Year	Player	Comp	Att	Yards
2016	Patrick Mahomes II	388	591	5,052
2015	Patrick Mahomes II	364	573	4,653
2014	Davis Webb	211	345	2,539
2013	Davis Webb	226	361	2,718
2012	Seth Doege	380	541	4,205
2011	Seth Doege	398	821	4,004
2010	Taylor Potts	369	551	3,726
2009	Taylor Potts	309	470	3,440
2008	Graham Harrell	442	626	5,111
2007	Graham Harrell	512	713	5,705
2006	Graham Harrell	412	617	4,555
2005	Cody Hodges	353	511	4,238
2004	Sonny Cumbie	421	642	4,742
2003	B.J. Symons	470	719	5,833
2002	Kliff Kingsbury	479	712	5,017
2001	Kliff Kingsbury	365	529	3,502
2000	Kliff Kingsbury	362	585	3,418
1999	Rob Peters	105	211	1,437
1998	Rob Peters	96	183	1,269
1997	Zebbie Lethridge	134	261	1,622
1996	Zebbie Lethridge	117	267	1,686
1995	Zebbie Lethridge	136	281	1,885
1994	Zebbie Lethridge	132	261	1,596
1993	Robert Hall	216	341	2,894
1992	Robert Hall	111	219	1,645
1991	Robert Hall	111	220	1,788
1990	Robert Hall	110	217	1,581
1989	Jamie Gill	105	186	1,464
1988	Billy Joe Tolliver	190	354	2,869
1987	Billy Joe Tolliver	97	196	1,422
1986	Billy Joe Tolliver	145	333	1,602
1985	Billy Joe Tolliver	61	124	863
1984	Aaron Keesee	70	140	755
1983	Jim Hart	108	216	1,216
1982	Jim Hart	107	227	1,081
1981	Ron Reeves	109	254	1,376
1980	Ron Reeves	115	228	1,461
1979	Ron Reeves	51	120	656
1978	Ron Reeves	77	161	1,195
1977	Rodney Allison	50	83	589
1976	Rodney Allison	83	139	1,458
1975	Tommy Duniven	72	125	1,038
1974	Tommy Duniven	43	82	552
1973	Joe Barnes	73	125	978
1972	Joe Barnes	86	168	1,142
1971	Jimmy Carmichael	38	80	423
1970	Charles Napper	86	155	979
1969	Charles Napper	65	153	901
1968	Joe Matulich	73	125	864
1967	John Scovell	44	114	470
1966	John Scovell	107	232	1,323
1965	Tom Wilson	172	283	2,119
1964	Tom Wilson	65	119	777
1963	James Ellis	39	69	536
1962	Richard Mahan	26	67	260
1961	Doug Cannon	37	77	442
1960	Glen Amerson	33	88	464
1959	Ken Talkington	65	116	603
1958	Jerry Bell	48	99	435
1957	Jerry Bell	37	77	489
1956	Buddy Hill	24	52	326
1955	Buddy Hill	33	60	481
1954	Jerry Johnson	27	61	569
1953	Jack Kirkpatrick	22	46	343
1952	Jerry Johnson	48	109	702
1951	Junior Arterburn	39	87	622

RUSHING LEADERS

Year	Player	Rushes	Yards	Ypr
2016	Da'Leon Ward	103	428	4.2
2015	DeAndre Washington	233	1,492	6.4
2014	DeAndre Washington	188	1,103	5.9
2013	Kenny Williams	125	497	4.0
2012	Kenny Williams	143	824	5.8
2011	Eric Stephens	108	565	5.2
2010	Baron Batch	177	816	4.6
2009	Baron Batch	168	884	5.3
2008	Baron Batch	113	758	6.7
2007	Shannon Woods	84	439	5.2
2006	Shannon Woods	152	926	6.1
2005	Taurean Henderson	148	872	5.9
2004	Taurean Henderson	162	840	5.2
2003	Taurean Henderson	124	736	5.9
2002	Taurean Henderson	153	793	5.2
2001	Ricky Williams	142	726	5.1
2000	Ricky Williams	127	421	3.3
1999	Shaud Williams	112	658	5.9
1998	Ricky Williams	306	1,582	5.2
1997	Ricky Williams	201	894	4.4
1996	Byron Hanspard	339	2,084	6.1
1995	Byron Hanspard	248	1,374	5.5
1994	Byron Hanspard	173	761	4.4
1993	Byron Morris	298	1,752	5.9
1992	Byron Morris	242	1,279	5.3
1991	Byron Morris	98	514	5.2
1990	Anthony Lynn	224	884	3.9
1989	James Gray	263	1,509	5.7
1988	James Gray	172	938	5.5
1987	James Gray	199	1,006	5.1
1986	James Gray	108	613	5.7
1985	James McGowen	107	479	4.5
1984	Timmy Smith	164	711	4.3
1983	Robert Lewis	175	750	4.3
1982	Anthony Hutchison	204	796	3.9
1981	Anthony Hutchison	100	545	5.5
1980	Wes Hightower	126	515	4.1
1979	James Hadnot	273	1,371	5.0
1978	James Hadnot	251	1,369	5.5
1977	Billy Taylor	209	931	4.5
1976	Larry Isaac	145	685	4.7
1975	Larry Isaac	151	751	5.0
1974	Larry Isaac	155	671	4.3
1973	Joe Barnes	135	568	4.2
1972	George Smith	107	740	6.9
1971	Doug McCutchen	131	548	4.1
1970	Doug McCutchen	227	1,068	4.7
1969	Danny Hardaway	159	483	3.0
1968	Roger Freeman	129	471	3.6
1967	Mike Leinert	163	689	4.2
1966	Mike Leinert	102	495	4.9
1965	Donny Anderson	169	705	4.2
1964	Donny Anderson	211	966	4.6
1963	Donny Anderson	146	609	4.2
1962	Roger Gill	61	379	6.2
1961	Coolidge Hunt	128	486	3.8
1960	Coolidge Hunt	127	527	4.1
1959	Carl Gatlin	49	211	4.3
1958	Ronnie Rice	67	263	3.9
1957	Ronnie Rice	67	426	6.4
1956	Doug Duncan	67	360	5.4
1955	Donn Schmidt	105	508	4.9
1954	Lonnie Graham	50	457	9.1
1953	Bobby Cavazos	97	747	7.7
1952	Bobby Cavazos	124	674	5.4
1951	Bobby Cavazos	138	706	5.0

RECEIVING LEADERS

Year	Player	Rec	Yards	TD
2016	Jonathan Giles, WR	69	1,158	13
2015	Jakeem Grant, WR	90	1,268	10
2014	Jakeem Grant, WR	67	938	7
2013	Jace Amaro, TE	106	1,352	7
2012	Eric Ward, WR	82	1,053	12
2011	Eric Ward, WR	84	800	11
2010	Lyle Leong, WR	74	926	19
2009	Detron Lewis, WR	65	844	6
2008	Michael Crabtree, WR	97	1,165	19
2007	Michael Crabtree, WR	134	1,962	22
2006	Joel Filani, WR	91	1,300	13
2005	Joel Filani, WR	65	1,048	8
2004	Jarrett Hicks, WR	76	1,177	13
2003	Wes Welker, WR	97	1,099	9
2002	Taurean Henderson, RB	98	633	6
2001	Ricky Williams, RB	92	617	4
2000	Tim Baker, IR	69	765	10
1999	Sammy Morris, TB	23	386	2
1998	Donnie Hart, SE	48	871	7
1997	Malcolm McKenzie, FL	42	462	2
1996	Donnie Hart, SE	22	494	4
1995	Byron Hanspard, RB	35	474	7
1994	Sheldon Bass, SE	34	400	2
1993	Lloyd Hill, SE	57	794	6
1992	Lloyd Hill, SE	76	1,261	12
1991	Rodney Blackshear, SE	30	649	5
1990	Rodney Blackshear, SE	44	973	9
1989	Travis Price, SE	23	389	5
1988	Tyrone Thurman, FL	48	726	4
1987	Wayne Walker, FL	32	659	5
1986	Wayne Walker, SE	38	717	6
1985	Wayne Walker, SE	26	447	1
1984	Buzz Tatom, TE	20	312	2
1983	Leonard Harris, SE	35	506	2
1982	Leonard Harris, E	30	366	2
1981	Renie Baker, WB	28	453	1
1980	Renie Baker, E	40	625	2
1979	Howie Lewis, E	24	317	3
1978	Brian Nelson, E	26	443	3
1977	Billy Taylor, RB	30	186	0
1976	Sammy Williams, E	32	601	2
1975	Sammy Williams, E	32	601	3
1974	Lawrence Williams, E	27	477	6
1973	Andre Tillman, E	26	428	5
1972	Andre Tillman, E	21	285	0
1971	Johnny Odom, E	20	242	0
1970	Johnny Odom, E	26	331	4
1969	Johnny Odom, E	23	320	4
1968	Bobby Allen, E	35	546	4
1967	Larry Gilbert, E	35	491	3
1966	Larry Gilbert, E	52	767	4
1965	Donny Anderson, RB	60	797	7
1964	Donny Anderson, RB	32	396	4
1963	David Parks, E	32	499	4
1962	David Parks, E	32	399	1
1961	Bob Witucki, E	26	335	0
1960	Dick Polson, E	13	155	3
1959	Bake Turner, E	22	444	3
1958	Floyd Dellinger, RB	20	213	1
1957	Jimmy Knox, RB	14	201	3
1956	Ken Vahey, E	14	180	1
1955	Ken Vahey, E	13	186	1
1954	Dean White, E	10	252	4
1953	Bobby Cavazos, RB	9	116	0
1952	Don Lewis, RB	11	165	1
1951	Jim Turner, RB	13	197	3

YEAR-BY-YEAR LEADERS

TOTAL OFFENSE LEADERS

Year	Player	Plays	Pass	Rush	Total
2016	Patrick Mahomes II	722	5,052	285	5,337
2015	Patrick Mahomes II	704	4,653	456	5,109
2014	Davis Webb	362	2,539	16	2,555
2013	Davis Webb	386	2,718	-12	2,706
2012	Seth Doege	589	4,205	59	4,264
2011	Seth Doege	635	4,004	46	4,050
2010	Taylor Potts	584	3,726	4	3,730
2009	Taylor Potts	494	3,440	-166	3,274
2008	Graham Harrell, QB	667	5,111	-15	5,096
2007	Graham Harrell, QB	751	5,705	-91	5,614
2006	Graham Harrell, QB	649	4,555	-66	4,489
2005	Cody Hodges, QB	640	4,238	191	4,429
2004	Sonny Cumbie, QB	694	4,742	-151	4,575
2003	B.J. Symons, QB	740	5,833	143	5,976
2002	Kliff Kingsbury, QB	814	5,017	-114	4,903
2001	Kliff Kingsbury, QB	595	3,502	-48	3,454
2000	Kliff Kingsbury, QB	663	3,481	19	3,437
1999	Rob Peters, QB	279	1,437	23	1,460
1998	Ricky Williams, RB	306	0	1,582	1,582
1997	Zebbie Lethridge, QB	368	1,622	133	1,755
1996	Byron Hanspard, QB	339	0	2,084	2,084
1995	Zebbie Lethridge, QB	403	1,885	137	2,022
1994	Zebbie Lethridge, QB	371	1,596	289	1,885
1993	Robert Hall, QB	442	2,894	145	3,039
1992	Robert Hall, QB	300	1,645	107	1,752
1991	Robert Hall, QB	311	1,788	278	2,066
1990	Robert Hall, QB	288	1,581	51	1,632
1989	James Gray, RB	263	0	1,509	1,509
1988	Billy Joe Tolliver, QB	409	2,869	-182	2,687
1987	Billy Joe Tolliver, QB	216	1,422	-69	1,353
1986	Billy Joe Tolliver, QB	366	1,602	-33	1,569
1985	Billy Joe Tolliver, QB	159	863	3	866
1984	Timmy Smith, RB	165	32	711	743
1983	Jim Hart, QB	319	1,216	208	1,424
1982	Jim Hart, QB	363	1,081	215	1,296
1981	Ron Reeves, QB	357	1,376	-45	1,331
1980	Ron Reeves, QB	395	1,461	127	1,588
1979	Ron Reeves, QB	250	565	353	1,019
1978	Ron Reeves, QB	331	1,195	411	1,606
1977	Rodney Allison, QB	160	589	153	742
1976	Rodney Allison, QB	279	1,458	523	1,981
1975	Tommy Duniven, QB	199	1,038	266	1,304
1974	Larry Isaac, RB	155	0	671	671
1973	Joe Barnes, QB	270	978	568	1,546
1972	Joe Barnes, QB	316	1,142	510	1,652
1971	Doug McCutchen, RB	131	0	548	548
1970	Charles Napper, QB	227	0	1,068	1,068
1969	Charles Napper, QB	214	901	27	928
1968	Joe Matulich, QB	246	864	186	1,050
1967	John Scovell, QB	195	470	438	908
1966	John Scovell, QB	344	1,323	280	1,603
1965	Tom Wilson, QB	328	2,119	-69	2,050
1964	Donny Anderson, RB	214	0	966	966
1963	Donny Anderson, RB	147	0	609	609
1962	Kenneth Gill, RB	61	0	379	379
1961	Johnny Lovelace, QB	158	359	282	641
1960	Glen Amerson, QB	139	464	123	587
1959	Glen Amerson, QB	122	458	154	612
1958	Ronnie Rice, RB	77	66	263	329
1957	Jerry Bell, QB	127	489	175	664
1956	Don Williams, QB	128	191	201	392
1955	Don Schmidt, RB	105	0	508	508
1954	Jerry Johnson, QB	136	569	312	881
1953	Bobby Cavazos, RB	100	32	757	789
1952	Jerry Johnson, QB	232	702	325	1,027

SCORING LEADERS

Year	Player	TD	PAT	FG	Cv	Pts
2016	Clayton Hatfield, PK	0	65	13	0	104
2015	DeAndre Washington	16	0	0	0	96
2014	Ryan Bustin, PK	0	42	10	0	72
2013	Ryan Bustin, PK	0	52	23	0	121
2012	Ryan Bustin, PK	0	59	17	0	110
2011	Donnie Carona, PK	0	50	14	0	92
2010	Lyle Leong, WR	19	0	0	0	114
2009	Matt Williams, PK	0	60	11	0	93
2008	Michael Crabtree, WR	19	0	0	0	114
2007	Michael Crabtree, WR	22	0	0	0	132
2006	Alex Trlica, PK	0	51	15	0	96
2005	Taurean Henderson, RB	22	0	0	0	132
2004	Taurean Henderson, RB	18	0	0	0	108
2003	Taurean Henderson, RB	16	0	0	0	96
2002	Robert Treece, K	0	54	13	0	93
2001	Ricky Williams, RB	18	0	0	0	108
2000	Chris Birkholz, K	0	35	12	0	71
1999	Chris Birkholz, K	0	30	7	0	51
1998	Ricky Williams, RB	13	0	0	0	78
1997	Zebbie Lethridge, QB	7	0	0	1	44
1996	Byron Hanspard, RB	14	0	0	0	84
1995	Byron Hanspard, RB	18	0	0	0	108
1994	Jon Davis, K	0	28	9	0	55
1993	Byron Morris, RB	22	0	0	1	134
1992	Lloyd Hill, WR	12	0	0	0	72
1991	Lin Elliott, K	0	34	17	0	85
1990	Lin Elliott, K	0	32	14	0	74
1989	James Gray, RB	20	0	0	0	120
1988	James Gray, RB	15	0	0	0	90
1987	James Gray, RB	13	0	0	0	78
1986	Scott Segrist, K	0	25	13	0	64
1985	Marc Mallery, K	0	25	6	0	43
1984	Ricky Gann, K	0	17	17	0	68
1983	Ricky Gann, K	0	15	11	0	48
1982	Ricky Gann, K	0	14	13	0	53
1981	Anthony Hutchison, RB	6	0	0	0	36
1980	Wes Hightower, RB	6	0	0	0	36
1979	Bill Adams, K	0	10	17	0	61
1978	Bill Adams, K	0	26	16	0	74
1977	Billy Taylor, WR	13	0	0	0	78
1976	Brian Hall, K	0	33	15	0	78
1975	Brian Hall, K	0	24	8	0	48
1974	Larry Isaac, RB	8	0	0	0	48
1973	Larry Isaac, RB	10	0	0	0	60
1972	N/A					
1971	N/A					
1970	N/A					
1969	N/A					
1968	Roger Freeman, RB	12	0	0	0	72
1967	Mike Leinert, RB	9	0	0	0	54
1966	John Scovell, QB	6	0	0	1	38
1965	Donny Anderson, RB	17	0	0	0	102
1964	Donny Anderson, RB	7	0	0	0	42
1963	H.L. Daniels, K	0	15	8	0	39
1962	Coolidge Hunt, RB	4	0	0	0	24
1961	H.L. Daniels, K	0	11	5	0	26
1960	Glen Amerson, QB	3	11	1	0	32
1959	Ken Talkington, QB	6	0	3	0	45
1958	Jerry Bell, QB	3	2	1	0	23
1957	Jerry Bell, QB	4	7	0	0	31
1956	Don Williams, QB	3	10	0	0	28
1955	Don Schmidt, RB	7	0	0	0	42
1954	Ronnie Herr, RB	8	0	0	0	48
1953	Bobby Cavazos, RB	13	2	0	0	80
1952	Bobby Cavazos, RB	10	0	0	0	60

ALL-PURPOSE LEADERS

Year	Player	Rush	Rec	PR	KR	Total
2016	Jonathan Giles	0	1,158	0	0	1,158
2015	Jakeem Grant	68	1,268	0	1,017	2,353
2014	Jakeem Grant	35	938	0	525	1,488
2013	Jace Amaro	0	1,352	0	0	1,352
2012	Eric Ward	6	1,053	0	0	1,059
2011	Ben McRoy	10	11	0	899	920
2010	Eric Stephens	668	212	0	0	1,071
2009	Baron Batch	884	395	0	0	1,279
2008	Michael Crabtree	1,165	0	50	1,216	
2007	Michael Crabtree	0	1,962	0	16	1,978
2006	Shannon Woods	926	572	0	310	1,808
2005	Taurean Henderson	872	559	0	0	1,431
2004	Jarrett Hicks	20	1,177	0	0	1,197
2003	Wes Welker	146	1,099	385	20	2,655
2002	Wes Welker	244	1,054	752	5	2,055
2001	Ricky Williams	726	617	0	7	1,350
2000	Wes Welker	72	334	353	306	1,065
1999	Sammy Morris	562	386	0	0	948
1998	Ricky Williams	1,582	176	0	0	1,758
1997	Ricky Williams	894	130	0	212	1,236
1996	Byron Hanspard	2,084	192	0	0	2,276
1995	Byron Hanspard	1,374	474	0	0	1,848
1994	Byron Hanspard	761	230	0	0	991
1993	Byron Morris	1,752	150	0	0	1,902
1992	Byron Morris	1,279	112	0	0	1,391
1991	Rodney Blackshear	0	649	0	164	813
1990	Rodney Blackshear	0	973	0	621	1,594
1989	James Gray	1,509	152	0	0	1,661
1988	Tyrone Thurman	28	726	280	535	1,511
1987	James Gray	1,006	171	0	0	1,177
1986	Wayne Walker	46	717	0	343	1,106
1985	Wayne Walker	208	447	0	328	983
1984	Timothy Smith	711	94	0	0	805
1983	Leonard Harris	123	506	346	356	1,331
1982	Leonard Harris	56	366	365	235	1,022
1981	Rennie Baker	70	453	41	101	665
1980	Renie Baker	0	625	6	164	795
1979	James Hadnot	1,371	93	0	0	1,464
1978	James Hadnot	1,369	152	0	0	1,521
1977	Billy Taylor	931	186	0	0	1,117
1976	Sammy Williams	301	601	0	0	902
1975	Larry Isaac	751	191	0	31	973
1974	Lawrence Williams	87	477	0	284	848
1973	Lawrence Williams	77	233	35	491	836
1972	George Smith	740	193	159	0	1,092
1971	Doug McCutchen	548	80	0	122	750
1970	Doug McCutchen	1,063	103	0	51	1,217
1969	Danny Hardaway	483	165	0	11	659
1968	Bobby Allen	17	546	0	103	666
1967	Mike Leinert	689	76	0	404	1,169
1966	Mike Leinert	495	165	0	366	1,026
1965	Donny Anderson	705	797	64	541	2,107
1964	Donny Anderson	966	396	28	320	1,710
1963	Donny Anderson	609	199	5	448	1,339
1962	Bill Worley	236	49	174	182	641
1961	Bill Worley	217	68	99	221	655
1960	Coolidge Hunt	527	0	0	14	541
1959	Bake Turner	86	444	156	70	756
1958	Floyd Dellinger	241	213	50	195	779
1957	Ronnie Rice	426	14	68	229	775
1956	Don Williams	201	0	151	174	547
1955	Don Schmidt	508	38	0	137	683
1954	Bill Bryan	456	71	0	79	606
1953	Bobby Cavazos	757	116	6	46	925
1952	Bobby Cavazos	764	155	0	0	929

(1) - includes 78 interception return yards | (2) - includes 9 interception return yards | (3) - includes 50 interception return yards | (4) - includes 80 interception return yards | (5) - includes 37 interception return yards | (6) - includes 21 interception return yards

CONTENTS
RED RAIDERS
STAFF
'16 REVIEW
HISTORY
RECORDS
TEXAS TECH

YEAR-BY-YEAR LEADERS

PUNTING LEADERS

Year	Player	Punts	Yards	Avg
2016	Michael Barden	43	1,645	38.3
2015	Taylor Symmank	33	1,518	46.0
2014	Taylor Symmank	54	2,303	42.6
2013	Kramer Fyfe	62	3,786	31.1
2012	Ryan Erxleben	40	1,667	41.7
2011	Ryan Erxleben	57	2,376	41.7
2010	Jon Lacour	57	2,240	39.3
2009	Ryan Erxleben	43	1,756	40.8
2008	Jonathan LaCour	25	927	37.1
2007	Jonathan LaCour	29	1,236	42.6
2006	Alex Reyes	43	1,943	45.2
2005	Alex Reyes	49	2,099	42.8
2004	Alex Reyes	39	1,645	42.2
2003	Alex Reyes	28	1,203	43.0
2002	Clinton Greathouse	47	1,867	39.7
2001	Clinton Greathouse	43	1,727	40.2
2000	Eric Rosiles	26	1,082	41.6
1999	Eric Rosiles	70	2,737	39.1
1998	Brian Roberson	28	1,099	39.3
1997	Jeremy Hernandez	39	1,568	40.2
1996	Jeremy Hernandez	62	2,540	41.0
1995	Brad Cade	69	2,806	40.7
1994	Brad Cade	71	2,768	39.0
1993	Robert King	54	2,305	42.7
1992	Robert King	53	2,256	42.6
1991	Mark Bounds	53	2,481	46.8
1990	Mike delLagerheim	55	2,033	37.0
1989	Jamie Simmons	55	2,275	41.4
1988	Jamie Simmons	46	1,939	42.2
1987	Jamie Simmons	42	1,607	38.3
1986	Chris Burns	21	845	40.2
1985	Robert Grimes	60	2,363	39.4
1984	Dennis Vance	65	2,532	39.0
1983	Dennis Vance	70	2,683	38.3
1982	Dennis Vance	76	3,129	41.2
1981	Maury Buford	78	3,493	44.8
1980	Maury Buford	74	3,099	41.9
1979	Maury Buford	70	2,947	42.1
1978	Maury Buford	71	3,131	44.1
1977	Mike Mock	60	2,307	38.5
1976	David Kuykendall	46	1,807	39.3
1975	David Kuykendall	40	1,499	37.5
1974	David Kuykendall	68	2,694	39.6
1973	David Kuykendall	64	2,442	38.2
1972	John Gardner	57	1,966	34.5
1971	Johnny Odom	77	3,053	39.6
1970	Johnny Odom	59	2,217	37.6
1969	Jerry Don Sanders	74	2,891	39.1
1968	Kenny Vinyard	62	2,454	39.7
1967	Kenny Vinyard	58	2,206	38.0
1966	Kenny Vinyard	58	2,314	39.9
1965	Donny Anderson	43	1,654	38.5
1964	Donny Anderson	55	2,068	38.2
1963	Donny Anderson	51	1,965	38.5
1962	Dave Parks	41	1,448	35.3
1961	Bake Turner	52	1,899	36.4
1960	Bake Turner	52	2,059	39.5
1959	Bake Turner	36	1,408	39.1
1958	Ken Talkington	9	340	37.8
1957	Jerry Bell	25	962	38.5
1956	John Riddle	13	526	40.5
1955	Don Schmidt	25	953	38.0
1954	Rick Spinks	9	33	37.0
1953	Rick Spinks	15	505	33.7
1952	Jim Turner	56	1,917	34.2

PUNT RETURN LEADERS

Year	Player	Ret	Yards	Avg	TD
2016	Cameron Batson	17	157	9.2	0
2015	Cameron Batson	13	81	6.2	0
2014	Cameron Batson	18	65	3.6	0
2013	Sadale Foster	12	95	7.9	0
2012	Austin Zouzalik	17	176	10.4	0
2011	Austin Zouzalik	11	76	6.9	0
2010	Detron Lewis	10	62	6.2	0
2009	Austin Zouzalik	21	201	9.6	0
2008	Eric Morris	26	275	10.6	1
2007	Danny Amendola	14	222	15.9	0
2006	Danny Amendola	41	377	9.1	0
2005	Danny Amendola	32	313	9.8	0
2004	Danny Amendola	29	371	12.8	1
2003	Wes Welker	33	385	11.7	2
2002	Wes Welker	57	752	13.2	3
2001	Wes Welker	34	271	8.0	1
2000	Wes Welker	28	353	12.6	2
1999	John Norman	29	342	11.8	1
1998	John Norman	21	171	8.1	0
1997	Dane Johnson	24	278	11.6	2
1996	Clint Robertson	10	87	8.7	0
1995	Dane Johnson	15	214	14.3	1
1994	Dane Johnson	27	313	11.6	1
1993	Matt Dubuc	30	171	5.7	0
1992	Tracy Saul	16	132	8.3	0
1991	Tracy Saul	16	200	12.5	0
1990	Tracy Saul	24	270	11.3	1
1989	Tracy Saul	30	300	10.0	0
1988	Tyrone Thurman	27	280	10.4	1
1987	Tyrone Thurman	35	323	9.2	1
1986	Tyrone Thurman	33	444	13.5	2
1985	Tyrone Thurman	31	419	13.5	0
1984	Bruce Perkins	18	116	6.4	0
1983	Leonard Harris	26	346	13.3	0
1982	Leonard Harris	33	365	11.1	0
1981	Leonard Harris	9	48	5.3	0
1980	Ted Watts	12	79	6.6	0
1979	Ted Watts	21	217	10.3	0
1978	Randy Page	10	42	4.2	0
1977	Mike Patterson	31	224	7.2	0
1976	Mike Patterson	24	179	7.5	0
1975	Brian Nelson	14	104	7.5	0
1974	Selso Ramirez	18	128	7.1	0
1973	Lawrence Williams	8	35	4.4	0
1972	Lawrence Williams	15	128	8.5	0
1971	Marc Dove	33	374	11.3	0
1970	Marc Dove	14	173	12.4	0
1969	Ken Perkins	20	212	10.6	0
1968	Larry Alford	38	430	11.3	1
1967	Larry Alford	32	320	10.0	0
1966	Guy Griffith	11	76	6.9	0
1965	Guy Griffith	15	162	10.8	0
1964	Teddy Roberts	22	187	8.5	1
1963	Teddy Roberts	9	94	10.4	0
1962	Bill Worley	12	174	14.5	0
1961	Bill Worley	9	99	11.0	0
1960	Bake Turner	25	221	8.8	0
1959	Bake Turner	14	156	11.1	1
1958	Floyd Dellinger	9	50	5.6	0
1957	Floyd Dellinger	16	161	10.6	0
1956	Don Williams	12	151	12.6	1
1955	Jack Kirkpatrick	7	84	12.0	0
1954	Jerry Johnson	8	126	15.7	1
1953	Jack Kirkpatrick	14	144	10.2	0
1952	Don Lewis	22	182	8.3	0

KICK RETURN LEADERS

Year	Player	Ret	Yards	Avg	TD
2016	Reginald Davis III	14	272	19.4	0
2015	Jakeem Grant	39	1,017	26.1	2
2014	Jakeem Grant	23	515	22.4	0
2013	Jakeem Grant	19	400	21.1	0
2012	Sadale Foster	18	392	21.8	0
2011	Ben McRoy	36	899	25.0	0
2010	Eric Stephens	44	1,071	24.3	0
2009	Eric Stephens	32	823	25.7	0
2008	Jamar Wall	20	477	23.9	0
2007	Edward Britton	17	432	25.4	0
2006	Shannon Woods	18	310	17.2	0
2005	Shannon Woods	11	228	20.7	0
2004	Johnnie Mack	21	409	19.5	0
2003	Johnnie Mack	22	546	24.8	0
2002	Ivory McCann	27	495	18.3	0
2001	Ivory McCann	22	606	27.5	1
2000	Wes Welker	17	306	18.0	0
1999	John Norman	19	329	17.3	0
1998	John Norman	15	396	26.4	0
1997	Ricky Williams	11	212	19.3	0
1996	Clint Robertson	9	222	24.7	0
1995	Dane Johnson	10	227	22.7	0
1994	Stacy Mitchell	5	120	24.0	0
1993	Matt Dubuc	12	217	18.1	0
1992	Tracy Saul	10	242	24.2	0
1991	Tracy Saul	9	242	26.9	0
1990	Rodney Blackshear	24	621	25.9	1
1989	Dudley McAfee	20	448	22.4	0
1988	Tyrone Thurman	23	535	23.3	0
1987	Wayne Walker	15	246	16.4	0
1986	Wayne Walker	21	343	16.3	0
1985	Wayne Walker	12	328	17.3	0
1984	Keith Henderson	13	376	28.9	1
1983	Leonard Harris	19	356	18.7	0
1982	Gerald Bean	15	278	18.5	0
1981	Leonard Harris	7	183	26.1	0
1980	Renie Baker	9	164	18.2	0
1979	Jim Hart	12	233	19.4	0
1978	Randy Page	18	284	15.8	0
1977	Brian Nelson	12	269	22.4	0
1976	Brian Nelson	9	150	16.7	0
1975	Billy Taylor	16	273	17.1	0
1974	Lawrence Williams	12	284	23.7	0
1973	Lawrence Williams	19	491	25.8	1
1972	Lawrence Williams	16	493	30.8	0
1971	Doug McCutchen	6	122	20.3	0
1970	Danny Hardaway	15	288	19.2	0
1969	John Kleinert	18	349	19.4	0
1968	Lane Wade	19	392	20.6	0
1967	Mike Leinert	18	404	22.4	0
1966	Mike Leinert	18	366	20.3	0
1965	Donny Anderson	22	541	24.6	1
1964	Donny Anderson	16	320	16.0	0
1963	Donny Anderson	17	448	26.4	0
1962	Bill Worley	8	182	22.8	0
1961	Bill Worley	11	221	20.1	0
1960	Dean Byrum	11	198	18.0	0
1959	Mickey Barron	10	223	22.3	0
1958	Ronnie Rice	9	235	26.1	0
1957	Floyd Dellinger	8	177	22.1	0
1956	Don Williams	9	174	19.3	0
1955	Don Schmidt	6	137	22.8	0
1954	Jerry Johnson	4	92	23.0	0
1953	Jack Kirkpatrick	5	255	55.1	2
1952	Don Lewis	14	348	24.9	0

YEAR-BY-YEAR OFFENSIVE STATISTICS

SCORING			
Year	Pts	Gms	Avg
1950	222	11	20.2
1951	276	10	27.6
1952	233	11	21.2
1953	428	11	38.9
1954	367	10	36.7
1955	188	10	18.8
1956	117	10	11.7
1957	120	10	12.0
1958	126	10	12.6
1959	137	10	13.9
1960	148	10	14.8
1961	94	10	9.4
1962	83	10	8.3
1963	147	10	14.7
1964	166	10	16.6
1965	257	10	25.7
1966	181	10	18.1
1967	217	10	21.7
1968	255	10	25.5
1969	212	10	21.2
1970	123	11	11.8
1971			
1972	254	11	23.1
1973	314	11	28.6
1974	187	11	17.0
1975	272	11	24.7
1976	312	11	28.4
1977	282	11	25.6
1978	246	11	22.4
1979	141	11	12.8
1980	178	11	16.2
1981	198	11	18.0
1982	157	11	14.3
1983	160	11	14.5
1984	200	11	18.2
1985	249	11	22.6
1986	254	11	23.1
1987	315	11	28.6
1988	328	11	29.8
1989	311	11	28.3
1990	322	11	29.3
1991	315	11	28.6
1992	287	11	26.1
1993	409	11	37.2
1994	299	11	27.2
1995	330	11	30.0
1996	323	11	29.4
1997	221	11	20.1
1998	297	11	27.0
1999	253	11	23.0
2000	303	12	25.3
2001	386	11	35.1
2002	537	14	38.4
2003	552	13	42.5
2004	434	12	36.2
2005	473	12	39.4
2006	422	13	32.5
2007	532	13	40.9
2008	569	13	43.8
2009	481	13	37.0
2010	430	13	33.1
2011	406	12	33.8
2012	487	13	37.5
2013	465	13	35.8
2014	366	12	30.5
2015	586	13	45.1
2016	524	12	43.7

Season High: 45.1 (2015)
Season Low: 8.3 (1962)

RUSHING			
Year	Yds	Gms	Avg
1950	990	11	90.0
1951	N/A		
1952	2,468	11	224.4
1953	3,172	11	288.4
1954	3,164	10	316.4
1955	2,195	10	219.5
1956	1,818	10	181.8
1957	2,052	10	205.2
1958	1,317	10	131.7
1959	1,015	10	101.5
1960	1,349	10	134.9
1961	1,720	10	172.0
1962	1,269	10	126.9
1963	1,416	10	141.6
1964	2,049	10	204.9
1965	1,289	10	128.9
1966	1,481	10	148.1
1967	2,444	10	244.4
1968	1,857	10	185.7
1969	1,246	10	124.6
1970	2,659	11	241.7
1971	1,880	11	171.8
1972	2,885	11	262.3
1973	2,763	11	251.2
1974	2,432	11	221.1
1975	N/A		
1976	2,562	11	232.9
1977	2,311	11	210.1
1978	2,438	11	221.6
1979	2,208	11	200.7
1980	1,662	11	151.1
1981	1,394	11	126.7
1982	1,779	11	161.7
1983	N/A		
1984	1,718	11	156.2
1985	1,955	11	177.7
1986	1,940	11	176.4
1987	2,274	11	206.7
1988	1,547	11	140.6
1989	2,505	11	227.7
1990	1,384	11	125.8
1991	1,701	11	154.6
1992	2,348	11	213.5
1993	2,313	11	210.3
1994	1,725	11	156.8
1995	2,258	11	205.3
1996	3,005	11	273.2
1997	1,654	11	150.4
1998	2,219	11	201.7
1999	1,644	11	149.5
2000	797	12	66.4
2001	894	11	81.3
2002	1,391	14	99.4
2003	1,397	13	107.5
2004	1,104	12	92.0
2005	1,284	12	107.0
2006	1,031	13	79.3
2007	771	13	59.3
2008	1,532	13	117.8
2009	1,092	13	84.0
2010	1,837	13	141.3
2011	1,502	12	125.2
2012	1,819	13	139.9
2013	1,536	13	118.2
2014	1,839	12	153.0
2015	2,487	13	191.3
2016	1,243	12	103.6

Season High: 273.2 (1996)
Season Low: 59.3 (2007)

PASSING			
Year	Yds	Gms	Avg
1950	2,793	11	253.9
1951	N/A		
1952	1,037	11	94.3
1953	969	11	88.1
1954	1,059	10	105.9
1955	762	10	76.2
1956	625	10	62.5
1957	1,096	10	109.6
1958	866	10	86.6
1959	1,156	10	115.6
1960	796	10	79.6
1961	801	10	80.1
1962	850	10	85.0
1963	1,052	10	105.2
1964	921	10	92.1
1965	2,126	10	212.6
1966	1,623	10	162.3
1967	971	10	97.1
1968	1,375	10	137.5
1969	1,539	10	153.9
1970	986	11	89.6
1971	1,015	11	92.3
1972	1,669	11	151.7
1973	1,158	11	105.3
1974	800	11	72.7
1975	N/A		
1976	1,611	11	146.5
1977	1,116	11	101.5
1978	1,363	11	123.9
1979	998	11	90.7
1980	1,490	11	135.5
1981	1,711	11	155.5
1982	1,258	11	114.4
1983	N/A		
1984	1,220	11	110.9
1985	1,622	11	147.5
1986	2,068	11	188.0
1987	2,119	11	192.6
1988	2,917	11	265.2
1989	1,634	11	148.5
1990	2,766	11	251.5
1991	2,523	11	229.4
1992	2,661	11	241.9
1993	2,914	11	264.9
1994	2,099	11	190.8
1995	1,987	11	180.6
1996	1,723	11	156.6
1997	1,747	11	158.8
1998	2,230	11	202.7
1999	1,929	11	175.4
2000	3,554	12	296.2
2001	3,710	11	337.3
2002	5,444	14	388.9
2003	6,179	13	475.3
2004	4,796	12	399.7
2005	4,666	12	388.8
2006	4,803	13	369.5
2007	6,114	13	470.3
2008	5,371	13	413.2
2009	5,028	13	386.8
2010	4,146	13	318.9
2011	4,145	12	345.4
2012	5,627	13	355.9
2013	5,107	13	392.8
2014	4,213	12	351.1
2015	5,046	13	388.2
2016	5,556	12	463.0

Season High: 475.3 (2003)
Season Low: 72.7 (1974)

TOTAL OFFENSE			
Year	Yds	Gms	Avg
1950	3,783	11	343.9
1951	N/A		
1952	3,507	11	318.8
1953	4,441	11	376.5
1954	4,243	10	424.3
1955	2,957	10	295.7
1956	2,443	10	244.3
1957	2,018	10	301.8
1958	2,183	10	218.3
1959	2,171	10	217.1
1960	2,145	10	214.5
1961	2,521	10	251.1
1962	2,119	10	211.9
1963	2,468	10	246.8
1964	2,970	10	297.0
1965	3,415	10	341.5
1966	3,104	10	310.4
1967	3,421	10	342.1
1968	3,232	10	323.2
1969	2,775	10	277.5
1970	3,645	11	331.4
1971	2,895	11	263.2
1972	4,054	11	368.5
1973	3,921	11	356.4
1974	3,232	11	293.8
1975	N/A		
1976	4,173	11	379.4
1977	3,427	11	311.5
1978	3,801	11	345.5
1979	3,206	11	291.5
1980	3,152	11	286.5
1981	3,105	11	282.3
1982	3,037	11	276.1
1983	N/A		
1984	2,938	11	267.1
1985	3,577	11	325.2
1986	4,008	11	364.4
1987	4,393	11	399.4
1988	4,464	11	405.8
1989	4,139	11	376.3
1990	4,150	11	377.3
1991	4,224	11	384.0
1992	4,660	11	423.6
1993	5,227	11	475.2
1994	3,810	11	346.4
1995	4,245	11	385.9
1996	4,728	11	429.8
1997	3,401	11	309.2
1998	4,449	11	404.5
1999	3,573	11	324.8
2000	4,351	12	362.6
2001	4,604	11	418.5
2002	6,835	14	488.2
2003	7,576	13	582.8
2004	5,900	12	491.7
2005	5,950	12	495.8
2006	5,834	13	448.8
2007	6,885	13	529.6
2008	6,903	13	531.0
2009	6,120	13	470.8
2010	5,983	13	460.2
2011	5,647	12	470.6
2012	6,446	13	495.8
2013	6,643	13	511.0
2014	6,049	12	504.1
2015	7,533	13	579.5
2016	6,799	12	566.6

Season High: 582.8 (2003)
Season Low: 211.9 (1962)

CONTENTS

RED RAIDERS

STAFF

'16 REVIEW

HISTORY

RECORDS

TEXAS TECH

YEAR-BY-YEAR DEFENSIVE STATISTICS

SCORING			
Year	Pts	Gms	Avg
1950	241	11	21.9
1951	155	10	15.5
1952	239	11	21.7
1953	154	11	14.0
1954	157	10	15.7
1955	145	10	14.5
1956	216	10	21.6
1957	190	10	19.0
1958	163	10	16.3
1959	159	10	16.3
1960	182	10	18.2
1961	201	10	20.1
1962	250	10	25.0
1963	178	10	17.8
1964	113	10	11.3
1965	197	10	19.7
1966	216	10	21.6
1967	165	10	16.5
1968	241	10	24.1
1969	207	10	20.7
1970	148	11	13.5
1971	138	11	12.5
1972	156	11	14.2
1973	168	11	15.3
1974	152	11	13.8
1975	251	11	22.8
1976	179	12	16.3
1977	206	12	18.7
1978	268	11	24.4
1979	182	11	16.5
1980	188	11	17.1
1981	298	11	27.1
1982	234	11	21.3
1983	253	11	23.0
1984	212	11	19.3
1985	240	11	21.8
1986	248	11	22.5
1987	254	11	23.1
1988	332	11	30.2
1989	260	11	23.6
1990	356	11	32.4
1991	272	11	24.7
1992	332	11	30.2
1993	294	11	26.7
1994	191	11	17.4
1995	206	11	18.7
1996	205	11	18.6
1997	241	11	21.9
1998	214	11	19.5
1999	282	11	25.6
2000	238	12	19.8
2001	262	11	23.8
2002	439	14	31.4
2003	442	13	34.0
2004	314	12	26.2
2005	226	12	18.8
2006	326	13	25.1
2007	337	13	25.9
2008	362	13	27.8
2009	316	14	22.6
2010	402	13	30.9
2011	471	12	39.2
2012	413	13	31.8
2013	397	13	30.5
2014	495	12	41.2
2015	567	13	43.6
2016	522	12	43.5

Season High: 43.6 (2015)

Season Low: 11.3 (1964)

RUSHING			
Year	Yds	Gms	Avg
1950	2,538	11	230.7
1951	N/A		
1952	2,501	11	227.4
1953	1,601	11	145.5
1954	1,803	10	180.3
1955	1,970	10	197.0
1956	2,401	10	240.1
1957	1,971	10	197.1
1958	1,804	10	180.4
1959	1,923	10	192.3
1960	1,821	10	182.1
1961	2,027	10	202.7
1962	2,203	10	220.3
1963	1,790	10	179.0
1964	1,156	10	115.6
1965	1,672	10	167.2
1966	1,855	10	185.5
1967	1,356	10	135.6
1968	1,471	10	147.1
1969	1,743	10	174.3
1970	1,912	11	173.8
1971	2,140	11	194.6
1972	2,142	11	194.7
1973	2,055	11	186.8
1974	2,275	11	206.8
1975	N/A		
1976	1,683	11	153.0
1977	1,554	11	141.3
1978	2,429	11	220.8
1979	2,132	11	193.8
1980	1,865	11	169.6
1981	2,322	11	211.1
1982	2,232	11	202.9
1983	N/A		
1984	2,010	11	182.7
1985	2,622	11	238.4
1986	1,618	11	147.1
1987	1,667	11	151.6
1988	2,614	11	237.6
1989	1,481	11	134.6
1990	2,083	11	189.7
1991	2,109	11	191.7
1992	2,497	11	227.0
1993	1,829	11	166.3
1994	1,798	11	163.4
1995	1,615	11	146.8
1996	1,561	11	141.9
1997	1,511	11	137.4
1998	1,308	11	118.9
1999	1,598	11	145.3
2000	1,879	12	156.6
2001	1,894	11	172.2
2002	2,295	14	163.9
2003	2,562	13	197.1
2004	2,114	12	176.2
2005	1,865	12	155.4
2006	1,964	13	151.1
2007	2,301	13	177.0
2008	1,825	13	140.4
2009	1,891	14	135.1
2010	2,113	13	162.5
2011	3,106	12	258.8
2012	2,282	13	175.5
2013	2,619	13	201.5
2014	3,123	12	260.2
2015	3,639	13	279.9
2016	2,863	12	238.6

Season High: 279.9 (2015)

Season Low: 115.6 (1964)

PASSING			
Year	Yds	Gms	Avg
1950	1,245	11	113.2
1951	N/A		
1952	1,127	11	102.5
1953	983	11	89.4
1954	868	10	86.8
1955	929	10	92.9
1956	769	10	76.9
1957	976	10	97.6
1958	1,291	10	129.1
1959	906	10	90.6
1960	1,206	10	120.6
1961	1,029	10	102.9
1962	1,041	10	104.1
1963	1,078	10	107.8
1964	1,106	10	110.6
1965	1,464	10	146.4
1966	1,487	10	148.7
1967	1,773	10	177.3
1968	1,668	10	166.8
1969	1,321	10	132.1
1970	1,213	11	110.3
1971	661	11	60.1
1972	1,417	11	128.8
1973	1,360	11	123.6
1974	796	11	72.4
1975	N/A		
1976	1,602	11	145.6
1977	1,413	11	128.5
1978	1,769	11	160.8
1979	1,455	11	132.3
1980	1,366	11	124.2
1981	2,022	11	183.8
1982	1,562	11	142.0
1983	N/A		
1984	1,263	11	114.8
1985	1,204	11	109.5
1986	2,435	11	221.4
1987	2,100	11	190.9
1988	2,213	11	201.2
1989	2,879	11	261.7
1990	2,541	11	231.0
1991	2,420	11	220.0
1992	2,438	11	222.3
1993	2,542	11	231.1
1994	1,623	11	147.6
1995	2,020	11	183.6
1996	2,262	11	205.6
1997	2,038	11	185.3
1998	1,827	11	166.1
1999	2,142	11	194.7
2000	1,969	12	164.1
2001	2,083	11	189.4
2002	3,354	14	239.6
2003	3,332	13	256.3
2004	2,176	12	181.3
2005	2,165	12	180.4
2006	2,371	13	182.4
2007	2,449	13	188.4
2008	3,149	13	242.2
2009	3,023	14	215.9
2010	3,819	13	293.8
2011	2,721	12	226.8
2012	2,493	13	191.8
2013	2,822	13	217.1
2014	3,038	12	253.2
2015	3,481	13	267.8
2016	3,789	12	315.8

Season High: 315.8 (2016)

Season Low: 60.1 (1971)

TOTAL OFFENSE			
Year	Yds	Gms	Avg
1950	3,783	11	343.9
1951	N/A		
1952	3,615	11	328.6
1953	2,584	11	234.9
1954	2,671	10	267.1
1955	2,889	10	288.9
1956	3,170	10	317.0
1957	3,067	10	306.7
1958	3,095	10	309.5
1959	2,829	10	282.9
1960	3,027	10	302.7
1961	3,056	10	305.6
1962	3,224	10	322.4
1963	2,948	10	294.8
1964	2,262	10	226.2
1965	3,136	10	313.6
1966	3,342	10	334.2
1967	3,129	10	312.9
1968	3,139	10	313.9
1969	3,064	10	306.4
1970	3,125	11	284.1
1971	2,801	11	254.6
1972	3,558	11	323.5
1973	3,415	11	310.5
1974	3,071	11	279.2
1975	N/A		
1976	3,285	11	298.6
1977	2,967	11	269.7
1978	4,198	11	381.6
1979	3,587	11	326.1
1980	3,231	11	293.7
1981	4,344	11	394.9
1982	3,794	11	344.9
1983	N/A		
1984	3,273	11	297.5
1985	3,826	11	347.8
1986	4,053	11	367.5
1987	3,767	11	342.5
1988	4,827	11	438.8
1989	4,360	11	396.4
1990	4,624	11	420.4
1991	4,529	11	411.7
1992	4,598	11	418.0
1993	4,371	11	397.4
1994	3,421	11	311.0
1995	3,635	11	330.5
1996	3,823	11	347.6
1997	3,549	11	322.6
1998	3,135	11	285.0
1999	3,740	11	340.0
2000	3,848	12	320.7
2001	3,977	11	361.5
2002	5,649	14	403.5
2003	5,894	13	453.4
2004	4,290	12	357.5
2005	4,030	12	335.8
2006	4,335	13	333.5
2007	4,750	13	365.4
2008	4,974	13	382.6
2009	4,914	14	351.0
2010	5,932	13	456.3
2011	5,827	12	485.6
2012	4,775	13	367.3
2013	5,441	13	418.5
2014	6,161	12	513.4
2015	7,120	13	547.7
2016	6,652	12	554.3

Season High: 554.3 (2016)

Season Low: 226.2 (1964)

YEAR-BY-YEAR OFFENSIVE TOTALS

Year	G	1st Dwns	Rush Att	Rush Yds	Rush TD	Pass Cmp	Pass Att	Pass Yds	Pct	Pass TD	Int	Total Plays	Total Off	Total Punt	Punt Avg	Total Points	Punt Ret	Kick Ret
2016	12	360	389	1,243	22	428	653	5,556	65.5	47	11	1,042	6,799	46	38.2	524	171	489
2015	13	368	464	2,487	34	389	620	5,046	62.7	39	15	1,084	7,533	49	45.6	586	88	1,129
2014	12	296	355	1,836	8	332	559	4,213	59.4	40	18	914	6,049	54	42.6	366	65	840
2013	13	359	422	1,536	19	453	714	5,107	56.5	35	18	1,136	5,441	65	42.2	465	212	885
2012	13	349	399	1,819	15	418	595	4,627	54.6	44	16	994	6,446	42	39.7	487	176	812
2011	12	314	391	1,502	20	409	600	4,145	68.2	31	10	991	5,647	57	41.7	406	91	1,299
2010	13	323	437	1,837	17	406	617	4,146	65.8	39	11	1,054	5,983	67	40.5	430	119	1,319
2009	13	335	319	1,092	24	448	669	5,028	67.0	38	17	988	6,120	46	40.7	481	245	1,148
2008	13	358	317	1,532	28	465	662	5,371	70.2	47	10	979	6,903	26	35.7	569	283	999
2007	13	358	246	771	18	544	763	6,114	71.3	51	15	1,009	6,885	30	41.0	532	474	1,053
2006	13	310	219	1,031	13	438	656	4,803	66.8	39	11	875	5,834	44	44.2	422	377	587
2005	12	322	308	1,284	25	391	588	4,666	66.5	34	12	896	5,950	50	42.0	473	414	466
2004	12	322	293	1,104	23	426	651	4,796	65.4	34	18	944	5,900	39	42.2	434	424	596
2003	13	418	308	1,681	20	506	780	6,179	64.9	53	23	1,088	7,576	29	41.5	552	391	861
2002	14	380	385	1,391	15	515	770	5,444	66.9	50	15	1,155	6,835	49	38.1	537	766	914
2001	12	249	261	1,166	15	391	570	3,710	68.6	27	11	831	4,604	45	38.8	386	332	715
2000	13	247	304	797	10	373	614	3,554	60.7	21	18	918	4,351	65	38.5	303	386	518
1999	11	186	466	1,644	17	130	270	1,929	48.1	13	12	736	3,573	73	38.3	253	431	714
1998	12	243	535	2,219	17	151	286	2,230	52.8	15	10	821	4,449	57	36.7	297	225	598
1997	11	197	455	1,654	16	142	277	1,747	51.3	7	6	732	3,401	67	39.9	245	349	741
1996	11	242	572	3,005	27	119	272	1,723	43.8	11	6	844	4,728	63	40.3	323	191	409
1995	12	219	500	2,622	22	142	295	1,987	48.1	15	7	795	4,245	69	40.7	330	357	511
1994	12	220	487	2,089	16	163	330	2,099	49.4	14	8	818	3,810	72	38.9	298	467	292
1993	12	278	502	2,614	30	219	351	2,914	62.1	21	7	853	5,227	55	42.1	409	195	488
1992	11	243	492	2,348	15	193	380	2,661	50.7	19	14	872	4,660	55	41.4	287	178	605
1991	11	224	459	2,031	21	180	352	2,523	51.1	14	8	811	4,224	55	45.9	315	232	605
1990	11	229	473	1,964	20	182	360	2,766	50.6	15	17	833	4,150	56	36.5	322	302	934
1989	12	228	581	2,897	27	120	213	1,634	56.3	13	12	794	4,139	56	40.6	311	316	812
1988	11	216	404	1,852	19	194	364	2,917	53.3	20	11	768	4,464	56	41.6	328	280	874
1987	11	227	512	2,494	28	156	291	2,119	53.6	10	15	803	4,393	47	37.0	315	381	627
1986	12	216	437	2,144	17	173	414	2,068	41.8	8	20	851	4,008	62	36.8	254	478	566
1985	11	103	516	2,282	22	113	256	1,622	44.1	10	11	772	3,577	68	39.3	249	458	651
1984	11	162	501	2,164	11	107	211	1,220	50.7	9	9	718	2,938	65	39.3	200	263	705
1983	11	178	522	2,398	--	113	236	1,278	47.9	5	19	758	3,301	70	38.3	160	344	679
1982	11	178	532	2,167	--	125	263	1,258	47.5	8	13	795	3,037	79	39.9	157	400	571
1981	11	184	464	1,940	--	134	318	1,711	42.1	8	18	782	3,105	81	43.4	198	107	611
1980	11	190	544	2,119	--	118	241	1,490	49.0	9	13	785	3,152	75	41.4	178	115	311
1979	11	184	578	2,545	--	85	184	998	46.2	7	16	762	3,206	71	41.5	141	236	346
1978	11	187	583	2,707	--	89	195	1,363	45.6	9	10	777	3,801	71	44.1	246	112	480
1977	12	228	620	2,803	--	98	183	1,116	53.5	7	9	803	3,427	64	38.2	282	259	478
1976	12	237	581	2,872	--	97	170	1,611	57.0	9	9	751	4,173	46	39.3	336	232	262
1975	11	233	635	3,161	--	102	197	1,450	51.8	7	10	832	4,403	40	37.5	272	139	590
1974	12	177	593	2,733	--	65	134	800	48.5	7	10	727	3,232	69	39.2	187	194	499
1973	12	206	621	2,969	--	82	146	1,158	56.2	11	6	357	2,072	64	38.2	314	102	542
1972	12	222	597	3,293	--	89	176	1,169	60.6	7	7	773	4,054	57	34.5	282	166	683
1971	11	167	531	2,143	--	95	217	1,015	43.8	3	20	748	2,895	79	39.0	131	390	444
1970	12	213	635	2,907	--	87	159	986	54.1	9	11	793	3,645	61	37.5	222	343	437
1969	10	160	480	1,603	--	123	271	1,539	45.4	8	21	751	2,775	74	39.1	212	385	669
1968	10	194	547	2,195	--	109	237	1,375	45.9	13	17	784	3,232	63	39.7	255	447	662
1967	10	187	558	2,641	--	81	198	977	40.9	5	15	756	3,421	62	38.1	217	430	508
1966	10	174	401	1,730	--	133	297	1,632	44.7	9	16	698	3,104	58	39.9	181	127	663
1965	11	183	409	1,539	--	173	291	2,126	59.4	18	16	700	3,415	43	38.5	257	230	722
1964	11	155	528	2,271	--	77	140	921	55.0	7	9	668	2,970	56	36.9	166	231	445
1963	10	129	433	1,639	--	82	173	1,052	47.9	10	15	606	2,468	52	37.6	147	328	716
1962	10	111	393	1,506	--	72	162	850	44.4	2	18	555	2,119	61	35.3	83	251	795
1961	10	147	507	1,917	--	65	149	801	46.6	1	10	656	2,521	62	36.4	94	179	537
1960	10	121	403	2,051	--	63	144	796	43.7	7	14	541	2,145	55	48.5	148	283	610
1959	10	112	349	1,230	--	90	197	1,156	45.6	7	17	546	2,171	64	38.2	139	293	560
1958	10	113	414	1,521	--	83	168	866	49.0	8	10	581	2,183	72	34.7	126	300	623
1957	10	155	536	2,429	--	68	159	976	43.0	5	12	695	3,018	55	37.1	120	281	635
1956	10	--	488	2,082	--	49	136	625	36.0	2	13	624	2,443	68	37.6	117	219	781
1955	11	--	545	2,547	--	51	119	762	43.0	4	8	664	2,957	58	35.8	188	353	483
1954	10	--	562	3,403	--	49	115	1,059	43.0	10	9	667	4,243	43	34.7	367	303	680
1953	12	192	567	3,442	--	56	127	969	44.0	11	11	694	4,141	54	33.5	428	500	618
1952	11	182	--	2,501	--	86	185	1,127	--	--	14	--	3,615	--	33.0	233	--	--

CONTENTS
RED RAIDERS
STAFF
'16 REVIEW
HISTORY
RECORDS
TEXAS TECH

YEAR-BY-YEAR DEFENSIVE TOTALS

Year	G	1st Dwns	Rush Att	Rush Yds	Rush TD	Pass Cmp	Pass Yds	Pass Pct	Pass TD	Int	Total Plays	Total Off	Punt Punt	Total Avg	Total Points	Punt Ret	Kick Ret	
2016	12	321	500	2,863	37	271	443	3,789	61.2	28	5	943	6,652	48	42.2	522	84	927
2015	13	337	590	3,639	49	270	441	3,481	61.2	25	15	1,031	7,120	56	42.8	567	297	1,077
2014	12	325	599	3,123	36	228	386	3,038	59.1	27	6	985	6,161	50	43.7	495	50	734
2013	13	281	576	2,619	32	248	439	2,822	56.5	16	8	1,015	5,441	85	42.8	397	368	1,025
2012	13	263	523	2,282	20	198	365	2,493	54.2	25	8	888	4,775	57	42.5	413	142	1,129
2011	12	296	590	3,106	33	190	314	2,721	60.5	24	5	904	5,827	45	43.2	471	109	1,338
2010	13	306	509	2,113	20	317	520	3,819	61.0	28	15	1,029	5,932	67	42.0	402	127	1,057
2009	14	282	543	1,891	19	290	487	3,023	59.5	13	10	1,030	4,914	74	41.6	316	193	1,360
2008	13	282	457	1,825	23	275	434	3,149	63.4	19	18	891	4,974	47	42.8	362	167	1,491
2007	13	270	577	2,301	18	223	406	2,449	54.9	21	10	983	4,750	70	42.0	337	120	1,357
2006	13	253	511	1,964	17	213	365	2,371	58.4	19	11	876	4,335	67	42.0	326	136	788
2005	12	234	469	1,865	15	208	378	2,165	55.0	12	12	847	4,030	68	40.5	226	342	833
2004	12	245	489	2,114	24	195	381	2,176	51.2	13	11	870	4,290	65	41.8	314	133	942
2003	13	294	543	2,562	33	235	410	3,332	57.3	20	16	953	5,894	51	40.5	442	113	1,181
2002	14	290	548	2,295	29	263	472	3,354	55.7	26	16	1,020	5,649	77	41.3	439	303	1,447
2001	12	219	465	1,894	16	391	570	2,083	68.6	16	18	831	3,977	62	40.5	281	209	1,005
2000	13	225	495	1,879	20	177	343	1,969	51.6	7	15	838	3,848	73	41.4	279	245	714
1999	11	199	448	1,598	20	179	332	2,142	53.9	8	11	780	3,740	64	38.4	282	240	700
1998	11	156	454	1,308	11	125	256	1,827	48.8	10	10	710	3,135	71	42.5	255	262	819
1997	11	208	467	1,511	11	159	298	2,038	53.4	15	13	765	3,549	63	41.3	241	163	489
1996	11	202	417	1,977	14	152	341	2,262	44.6	9	14	758	3,823	70	43.3	232	243	548
1995	12	189	458	1,928	9	153	372	2,020	41.1	14	15	830	3,635	81	41.5	247	180	865
1994	12	180	493	1,798	16	122	283	1,623	43.1	8	17	776	3,421	74	40.9	246	80	835
1993	12	245	458	1,829	20	202	364	2,542	55.5	18	14	752	4,371	59	41.2	335	366	874
1992	11	237	496	2,160	21	181	322	2,438	56.2	15	13	818	4,598	56	40.0	332	234	548
1991	11	249	514	2,109	16	180	347	2,420	52.2	18	14	861	4,529	57	38.8	272	295	548
1990	11	259	518	2,083	23	191	382	2,541	50.0	20	15	900	4,624	57	41.2	356	219	925
1989	12	223	424	1,481	18	214	391	2,879	54.7	13	19	815	4,360	57	40.5	281	63	505
1988	11	256	582	2,614	30	177	319	2,213	55.5	11	12	901	4,827	52	42.9	332	251	622
1987	11	201	463	2,065	14	156	284	2,100	54.9	13	16	747	3,767	68	38.2	266	125	696
1986	12	204	506	1,618	10	158	319	2,435	49.5	17	18	825	4,053	72	43.5	268	178	598
1985	11	194	630	2,622	19	87	184	1,204	47.3	6	9	814	3,826	70	41.9	240	204	410
1984	11	181	589	2,010	14	89	198	1,263	44.9	9	12	787	3,273	60	42.3	212	197	439
1983	11	204	559	2,043	--	118	212	1,869	55.7	5	7	771	3,912	61	43.3	253	94	400
1982	11	199	566	2,232	--	109	227	1,565	48.0	10	15	793	3,794	73	40.8	234	261	368
1981	11	228	570	2,322	--	141	272	2,022	51.8	16	10	842	4,344	63	39.9	298	586	420
1980	11	172	540	1,865	--	110	223	1,366	49.3	9	15	763	3,231	70	38.0	188	311	209
1979	11	199	517	2,132	--	108	221	1,455	48.9	12	18	738	3,587	67	39.4	182	350	452
1978	11	220	542	2,429	--	123	231	1,769	53.2	9	21	773	4,198	55	40.5	268	482	731
1977	12	179	492	1,554	--	92	200	1,413	46.1	16	13	676	2,967	70	39.7	246	123	489
1976	12	205	520	1,683	--	120	226	1,602	53.1	12	21	746	3,285	62	39.4	206	39	542
1975	11	181	563	2,442	--	92	188	1,270	48.9	9	7	751	3,712	55	39.5	251	40	510
1974	12	167	570	2,275	--	63	174	796	36.2	6	16	744	3,071	64	40.3	152	98	410
1973	12	195	531	2,055	--	100	209	1,360	47.8	4	16	740	3,415	58	38.2	168	64	740
1972	12	195	578	2,142	--	94	206	1,417	45.6	7	15	784	3,559	54	40.6	188	129	1,028
1971	11	155	599	2,140	--	55	144	661	37.4	2	14	746	2,801	79	37.3	134	331	465
1970	12	187	516	1,912	--	104	226	1,213	46.0	6	16	742	3,125	62	37.5	165	218	747
1969	10	156	498	1,743	--	105	222	1,321	47.3	9	16	720	3,064	78	28.5	240	277	742
1968	10	167	440	1,471	--	130	286	1,668	45.5	10	18	726	3,139	71	39.0	241	95	584
1967	10	158	429	1,256	--	120	856	1,773	46.9	14	19	686	3,129	70	41.7	165	150	424
1966	10	183	497	1,855	--	124	226	1,487	54.8	10	16	723	3,342	57	38.0	216	65	486
1965	11	159	408	1,672	--	97	205	1,464	47.3	9	14	660	3,136	52	37.4	191	74	994
1964	11	126	417	1,156	--	89	200	1,106	44.5	4	12	615	2,262	55	38.2	120	190	--
1963	10	180	415	1,790	--	93	193	1,078	48.6	5	13	608	2,948	48	39.3	178	204	661
1962	10	185	549	2,203	--	89	161	1,041	55.3	9	7	710	3,244	50	38.6	250	152	531
1961	10	158	471	2,027	--	79	157	1,029	50.3	8	10	628	3,056	52	35.7	201	219	352
1960	10	193	518	1,821	--	75	159	1,206	47.1	14	17	676	3,027	48	35.9	182	272	554
1959	10	156	542	1,923	--	69	146	906	47.2	6	15	708	2,829	61	37.1	159	222	445
1958	10	168	519	1,804	--	103	197	1,291	52.0	8	14	581	3,095	60	34.4	163	300	490
1957	10	147	504	1,971	--	81	169	1,096	48.0	11	8	659	3,067	66	35.2	190	353	539
1956	10	--	549	2,411	--	46	117	769	39.0	8	12	666	3,170	52	34.7	216	440	319
1955	11	--	484	1,970	--	71	167	929	43.0	8	7	631	2,899	60	34.6	145	268	558
1954	10	--	471	1,803	--	69	161	868	42.0	3	11	630	2,671	53	33.2	157	330	896
1953	12	129	504	1,601	--	84	179	989	46.0	7	9	--	2,584	83	33.8	154	214	995
1952	11	182	--	2,501	--	86	185	1,127	46.5	--	14	--	3,615	--	--	239	--	--

JONES AT&T STADIUM RECORDS



▲ **JONES AT&T STADIUM** is named in honor of former Texas Tech president Clifford Jones and his wife, Audrey. The name was altered prior to the 2000 season to Jones SBC Stadium, for Southwestern Bell Communications, which donated \$20 million to a renovation project. The name was altered again in 2006 to reflect the purchase of SBC by AT&T.

STADIUM FACTS

AVERAGE HOME ATTENDANCE RECORD:
58,934 - 2014 (6 games)

AVERAGE HOME STUDENT ATTENDANCE RECORD:
11,249 - 2013 (6 games)

STADIUM RECORD ATTENDANCE:
61,836 - Tech vs. #12 Oklahoma St. (Nov. 2, 2013)

FIRST GAME AT JONES AT&T STADIUM:
Nov. 29, 1947 - Texas Tech vs. Hardin-Simmons

FIRST GAME ON ARTIFICIAL TURF:
Sept. 12, 1970 - Texas Tech vs. Tulane

FIRST GAME ON FIELDTURF:
Sept. 2, 2006 - Texas Tech vs. SMU

ALL-TIME HOME RECORD (SINCE 1925):
In 92 seasons of football at Texas Tech, the Red Raiders are 342-168-13 all-time in home games.

ALL-TIME AT JONES AT&T STADIUM (SINCE 1947):
In 68 seasons, Texas Tech is 255-138-6 at home.

RECORD ATTENDANCE FOR SEASON OPENER:
60,778 -- Tech vs. C. Arkansas (Aug. 30, 2014)

STADIUM RECORD FOR STUDENT ATTENDANCE:
16,092 - Texas Tech vs. #24 TCU (Sept. 12, 2013)

STADIUM RECORD FOR STUDENT ATTENDANCE - SEASON OPENER
15,142 - Tech vs. C. Arkansas (Aug. 30, 2014)

HOME WINNING STREAK AT JONES AT&T STADIUM:
12 - Began with 34-27 win over Oklahoma on Nov. 17, 2007, through 52-30 loss to Texas A&M on Oct. 24, 2009

WINNING SEASONS:
56 - Winning or non-losing seasons in 68 years at Jones AT&T Stadium. The last team to go undefeated at home was the 2008 squad with a record of 7-0.

GAMES/SEASON RECORDS

Most Home Games, Season: 9 games (1932)
Most Home Games, Season (Since 1950): 8 (1994, 2000)

Most Home Wins, Season: 7 games (1965, 2005, 2008)

Most Home Losses, Season: 5 games (1944, 1950)
Most Home Losses, Season (Since 1950): 4 games (1952, 1957, 1962, 1966, 1981, 1982, 1984, 1990, 2011)

Most Home Ties, Season: 2 (1925)
Most Home Ties, Season (Since 1950): 1 game (1954, 1956, 1968, 1979, 1981, 1983)

Undefeated Home Seasons: 14 (Last: 2008)
Longest Home Winning Streak: 13 (1939-42); before Jones AT&T Stadium

Longest Home Losing Streak: 6 (1943-44)

SINGLE-GAME RECORDS

Most Points: 120 vs. Wayland (1925)
Most Points (Since 1950): 80 vs. Sam Houston State (2005)

Most Opponent Points: 70 vs. Oklahoma State (2015)
Most Combined Points: 125 (OU 66, Tech 59, 2016)

Most Combined Points (Since 1950): 125 (OU 66, Tech 59, 2016)

Largest Margin of Victory: 120 (Tech vs. Wayland - 1925)

Largest Margin of Victory (Since 1950): 71-0, vs. New Mexico A&M (1953)

MISCELLANEOUS RECORDS

All-Time Home Record: 342-168-13
All-Time Jones AT&T Stadium Record (since 1947): 255-138-6
Last Tie Game: vs. TCU, 10-10 (1983)

SEASON RECORDS

Most Points: 367 (2005)
Fewest Points: 20 (1928)

TOP-20 ATTENDANCE MARKS

Attend	Game	Season
61,836	Tech vs. Oklahoma State	2013
61,283	Tech vs. Oklahoma State	2015
60,997	Tech vs. Texas State	2013
60,961	Tech vs. Texas	2014
60,879	Tech vs. Texas	2012
60,803	Tech vs. Texas	2016
60,800	Tech vs. Oklahoma	2012
60,778	Tech vs. Central Arkansas	2014
60,478	Tech vs. Oklahoma	2016
60,454	Tech vs. Texas	2010
60,454	Tech vs. Oklahoma State	2010
60,277	Tech vs. Arkansas	2014
60,097	Tech vs. Stephen F. Austin	2016
60,073	Tech vs. Sam Houston State	2015
59,260	Tech vs. Iowa State	2011
59,014	Tech vs. Oklahoma	2014
58,955	Tech vs. New Mexico	2012
58,702	Tech vs. TCU	2013
58,502	Tech vs. West Virginia	2014
58,416	Tech vs. Texas A&M	2011

CONTENTS

RED RAIDERS

STAFF

'16 REVIEW

HISTORY

RECORDS

TEXAS TECH

JONES AT&T STADIUM RECORDS



YEAR-BY-YEAR HOME RECORDS

Season	Games	W	L	T	1990	5	1	4	0	1963	6	3	3	0	1936	6	4	2	0
2016	6	3	3	0	1989	6	5	1	0	1962	5	1	4	0	1935	6	4	2	0
2015	6	4	2	0	1988	5	3	2	0	1961	6	4	2	0	1934	7	5	1	1
2014	6	2	4	0	1987	6	5	1	0	1960	6	3	3	0	1933	6	5	1	0
2013	6	4	2	0	1986	6	4	2	0	1959	4	3	1	0	1932	9	7	2	0
2012	6	4	2	0	1985	6	3	3	0	1958	4	2	2	0	1931	3	3	0	0
2011	6	2	4	0	1984	6	2	4	0	1957	5	1	4	0	1930	6	3	3	0
2010	6	4	2	0	1983	6	2	3	1	1956	5	1	3	1	1929	5	1	3	1
2009	7	6	1	0	1982	5	1	4	0	1955	5	4	1	0	1928	4	2	2	0
2008	7	7	0	0	1981	6	1	4	1	1954	5	4	0	1	1927	7	5	2	0
2007	6	5	1	0	1980	7	4	3	0	1953	6	5	1	0	1926	5	4	0	1
2006	6	4	2	0	1979	6	3	2	1	1952	6	2	4	0	1925	6	4	0	2
2005	7	7	0	0	1978	5	4	1	0	1951	4	4	0	0					
2004	5	4	1	0	1977	5	3	2	0	1950	7	2	5	0					
2003	6	5	1	0	1976	6	5	1	0	1949	6	5	1	0					
2002	6	5	1	0	1975	6	5	1	0	1948	5	4	1	0					
2001	6	4	2	0	1974	6	5	1	0	1947	6	4	2	0					
2000	8	6	2	0	1973	6	6	0	0	1946	5	5	0	0					
1999	5	4	1	0	1972	6	3	3	0	1945	6	3	2	1					
1998	6	5	1	0	1971	5	3	2	0	1944	6	1	5	0					
1997	6	3	3	0	1970	6	4	2	0	1943	4	2	2	0					
1996	6	4	2	0	1969	5	4	1	0	1942	5	2	2	1					
1995	5	5	0	0	1968	6	3	2	1	1941	6	6	0	0					
1994	8	6	2	0	1967	5	3	2	0	1940	5	5	0	0					
1993	6	4	2	0	1966	6	2	4	0	1939	6	4	2	0					
1992	6	4	2	0	1965	7	7	0	0	1938	6	6	0	0					
1991	6	3	3	0	1964	7	4	3	0	1937	6	5	1	0					

Totals: 533 347 173 13

GAME ATTENDANCE SINCE 1947

Season	Gms	Average	High	Opponent	1993	5	33,318	50,748	Texas A&M	1969	5	39,150	49,000	Texas A&M
2016	6	58,250	60,803	Texas	1992	6	39,735	50,741	Texas	1968	6	43,199	50,352	SMU
2015	6	56,340	61,283	Oklahoma State	1991	6	37,905	50,577	Texas A&M	1967	5	40,978	48,240	Texas A&M
2014	6	58,934	60,961	Texas	1990	5	43,476	50,276	Texas	1966	6	34,708	48,155	Texas
2013	6	57,932	61,836	Oklahoma State	1989	6	37,983	50,743	Texas A&M	1965	7	35,979	45,619	Baylor
2012	6	57,215	60,879	Texas	1988	5	35,803	49,682	Texas	1964	6	37,155	47,100	Texas
2011	6	55,347	59,260	Iowa State	1987	7	31,132	42,625	Texas A&M	1963	6	32,333	38,500	Texas A&M
2010	6	57,108	60,454	Texas/OSU	1986	6	37,719	44,820	Texas	1962	5	28,473	42,000	Texas
2009	7	50,249	57,733	Texas A&M	1985	6	36,392	50,148	Texas A&M	1961	6	22,583	38,500	Texas A&M
2008	7	53,625	56,333	Texas	1984	6	36,839	50,722	Texas	1960	6	19,475	32,000	SMU
2007	6	51,911	55,491	Texas A&M	1983	6	39,459	52,109	Texas A&M	1959	4	17,116	23,000	TCU
2006	6	50,874	56,158	Texas	1982	5	43,311	52,041	Texas	1958	4	19,533	23,100	West Texas A&M
2005	7	50,972	55,755	Texas A&M	1981	6	41,398	50,081	Texas A&M	1957	5	20,700	27,000	Texas A&M
2004	5	52,823	55,413	Texas	1980	7	41,578	50,132	Texas	1956	5	18,400	22,000	TCU
2003	6	49,608	53,135	Oklahoma	1979	6	46,083	52,991	USC	1955	5	18,100	28,000	TCU
2002	6	43,126	52,047	Texas	1978	5	45,286	54,012	Texas	1954	5	17,100	24,500	Oklahoma A&M
2001	6	46,101	52,649	Texas A&M	1977	5	43,557	55,008	Texas A&M	1953	6	15,019	26,114	Texas A&M
2000	8	42,215	53,027	Texas	1976	6	43,366	54,187	Texas	1952	6	14,000	20,000	Houston
1999	5	45,894	53,513	Texas A&M	1975	6	39,584	52,254	Texas A&M	1951	4	17,000	19,000	TCU
1998	6	43,256	50,647	Texas	1974	6	41,738	51,082	Texas	1950	6	13,917	19,500	Texas
1997	6	41,906	50,513	Texas A&M	1973	6	39,412	50,102	Texas A&M	1949	6	14,133	18,000	Baylor
1996	5	45,317	51,344	Nebraska	1972	6	38,876	52,187	Texas	1948	4	15,125	19,000	Rice
1995	5	39,218	51,205	Texas A&M	1971	5	36,914	44,380	Texas A&M	1947	1	20,000	20,000	Hardin-Simmons
1994	6	32,032	45,591	Texas	1970	6	44,476	53,124	Texas					



**MEDIA
INFORMATION**

TEXAS TECH ATHLETICS COMMUNICATIONS



▲ THE TEXAS TECH ATHLETICS COMMUNICATIONS office is here to serve the media throughout the 2017 season. Please see the staff directory and media policies below.



ROBERT GIOVANNETTI Sr. Assoc. AD	MATT DOWDY Assoc. Director FB / W-Golf	MATT DUNAWAY Assoc. Director MBB / M-Tennis	BLAKE ZIMMERMAN Assoc. Director FB / M-Golf	JESSIKA MCKERNAN Asst. Director WBB / W-Tennis	MICHAEL MINSHEW Asst. Director BSB / Soccer	TY PARKER Asst. Director VB / SB	MALLEY STODDARD Asst. Director XC / T&F / FB	AMY HUGHES Coordinator
--------------------------------------------	-----------------------------------------------------	----------------------------------------------------------	----------------------------------------------------------	-------------------------------------------------------------	----------------------------------------------------------	-----------------------------------------------	-----------------------------------------------------------	----------------------------------

CREDENTIAL REQUESTS

Please direct all credential requests to the online credential portal located at www.sportssystem.com/TexasTech. Confirmation of your request will be made upon review by Matt Dowdy and Blake Zimmerman. Credentials are limited to members of the working media who are assigned to cover Texas Tech Football. Please note that Texas Tech Athletics does not grant credential requests to freelance photographers.

Credentials must be requested online by 5 p.m. Wednesday each game week. All requests will be held for pickup until 5 p.m. Friday at the Athletics Communications Office in Room 117 of Jones AT&T Stadium (south endzone). Credentials not picked up by 5 p.m. Friday will be available at Media Will Call located at the main entrance to United Supermarkets Arena.

MEDIA WILL CALL

Media Will Call for the 2017 season will be located at the main entrance (underneath the flag poles) to United Supermarkets Arena on the west side of campus. Members of the media that will be picking up credentials/parking on gameday should enter campus by turning north on to Texas Tech Parkway off 19th Street and then proceed to the main entrance of United Supermarkets Arena on Indiana Ave.

MEDIA HOTEL

The Courtyard by Marriott Downtown (308 Ave. V) and the Hyatt Place (2309 Mac Davis Lane) will serve as the media hotel for the 2017 season. At Courtyard Marriott, Texas Tech has a negotiated rate ranging from \$197-\$379, and a two-night stay is required. At Hyatt Place, Texas Tech has negotiated a media rate ranging from \$329-\$379 depending on the weekend and a two-night stay is required. For more information, please contact Amy Hughes in the athletics communications office.

PHOTOGRAPHERS

Photo credentials and photo vests are to be properly displayed at all times and are good for press box access. Photographers must stay behind the dotted line that surrounds the field and are not permitted in the team bench areas. Photo vests are distributed on game day in the press box.

PRESS FACILITIES

The Jones AT&T Stadium Press Box is equipped with both Ethernet lines and wireless capabilities. For wireless access, contact a member of the Texas Tech Athletics Communications staff on gameday. The press box has seating for 108 working members of the press and a dedicated photo workroom for up to 10 photographers.

PARKING

Media parking for the 2017 season will be located in the commuter lots north of United Supermarkets Arena adjacent to the Texas Tech Student Recreation Center. Media Shuttles will pick up members of the media at the student recreation center and provide round-trip transportation to Jones AT&T Stadium beginning two hours prior to kickoff. Shuttles will only run before and after the game and during halftime.

MONDAY MEDIA LUNCHEON

During the season, Texas Tech head coach Kliff Kingsbury will hold a weekly media luncheon inside the football training facility, located next to Jones AT&T Stadium. The event will be held each Monday morning at 11 a.m. beginning on Aug. 28 and running through Nov. 20. Coach Kingsbury will be joined by two requested student-athletes who are able to attend when class schedules do not conflict. Transcripts of each news conference will be available on TexasTech.com each Monday afternoon.

WEEKLY RELEASE

Texas Tech's weekly release and stat package, which includes notes and depth charts, is available each Monday morning online at texastech.com.

PLAYER AVAILABILITY

In addition to the Monday press conference, Texas Tech will make offensive student-athletes following each Monday practice and then defensive student-athletes at the conclusion of Tuesday's practice. For specific requests, please submit a list to Matt Dowdy by 1 p.m. each afternoon. Phone interviews will be conducted following each practice. Please note that true freshmen student-athletes are not available to the media.

KINGSBURY AVAILABILITY

Sunday: None
 Monday: Big 12 Conference Call; Weekly media luncheon (12 p.m.)
 Tuesday: Following practice
 Wednesday: No availability
 Thursday: No availability
 Friday: No availability
 Saturday: Postgame

TEXAS TECH PRACTICE SCHEDULE

The team will practice each day except for Sunday and interviews will follow at the conclusion of practice. All practices are closed.

Sunday – No Availability
 Monday – 4:15 p.m. (Offensive Players)
 Tuesday – 4:15 p.m. (Defensive Players)
 Wednesday – 4:15 p.m. (No Availability)
 Thursday – 4:15 p.m. (No Availability)
 Friday – No Availability

TEXAS TECH ATHLETICS COMMUNICATIONS

ROAD CREDENTIAL REQUESTS

Please direct all credential requests for Texas Tech's road games to the host school's media relations/communications director. Please note that most schools request that you fill out an online application in order to be considered for credentials.

HOUSTON (Sept. 23)

David Bassity
dbassity@central.uh.edu
(713) 743-9409
www.uhcougars.com

KANSAS (Oct. 7)

Katy Loneran
katyl@ku.edu
(785) 864-7314
www.kuathletics.com

WEST VIRGINIA (Oct. 14)

Mike Montoro
mike.montoro@mail.wvu.edu
(681) 293-2821
www.wvusports.com

OKLAHOMA (Oct. 28)

Mike Houck
mhouck@ou.edu
405-7325-8227
www.soonersports.com

BAYLOR (Nov. 11)

Taylor Bryan
taylor_bryan@baylor.edu
254-710-3538
www.baylorbears.com

TEXAS (Nov. 24)

John Bianco
John.bianco@athletics.utexas.edu
512-471-71346
www.texasports.com

BIG 12 CONFERENCE CALL

In addition to his weekly news conference, Kliff Kingsbury is available on the Big 12 Conference weekly teleconference at 10:50 a.m. on Mondays. Contact Joni Lehmann in the league office for access to the teleconference (469/524-1007).

Order of Coaches

9:50 a.m. – Tom Herman, Texas
10:00 a.m. – David Beaty, Kansas
10:10 a.m. – Lincoln Riley, Oklahoma
10:20 a.m. – Mike Gundy, Oklahoma State
10:30 a.m. – Bill Snyder, Kansas State
10:40 a.m. – Dana Holgorsen, West Virginia
10:50 a.m. – Kliff Kingsbury, Texas Tech
11:00 a.m. – Matt Rhule, Baylor
11:10 a.m. – Matt Campbell, Iowa State
11:20 a.m. – Gary Patterson, TCU
The call will be available live and archived on www.Big12Sports.com. A replay will also be provided for 48 hours, beginning at 4 p.m. CT on Mondays at 866-243-0021.

VIDEO HIGHLIGHTS/NEWS CONFERENCES

Video from news conferences and games will be available to the media via FTP. Broadcast quality video footage (game highlights, post-practice interviews, post-game interviews, etc) are available at www.ttumedia.com. Please contact the athletics communications office for login instructions.

PHOTO REQUESTS

Please submit your requests to Malley Stoddard.

WWW.TEXASTECH.COM

This is the official web site of the Texas Tech Athletics Department. Texas Tech football releases as well as a wide variety of athletics department information can be found in our online space.

SOCIAL MEDIA

Texas Tech athletics offers numerous ways to follow Red Raider football through social media channels.

Twitter:

@TechAthletics: News and information on all 17 intercollegiate sports at Texas Tech, including football
@TexasTechFB: All news and in-game updates on Texas Tech Football
@TTUKingsbury: Head Coach Kliff Kingsbury

Facebook Fan Pages:

Facebook.com/TTUAthletics

Instagram:

@texastechathletics: News and information on all 17 intercollegiate sports at Texas Tech, including football
@TexasTech_FB: All news and in-game updates on Texas Tech Football

FOR THE MEDIA: Live video streaming of any Texas Tech Athletics event, including news conferences, on ANY social media platform is strictly prohibited. Violations of this policy will lead to a revocation of credentials.

USE OF AUDIO/VIDEO

Any media entity collecting any sort of "video or audio materials" (film, traditional video or audio, digital video or audio, photos, etc.) from Texas Tech University Athletics game events or press conference/media events may use that material only for traditional television newscasts, web-based or print coverage, or other electronic transmission as approved by the University in writing, with a limitation of up to three (3) minutes in length from any single event. Such media entity may not offer any live video, audio or other coverage of the event without the advance, written permission of Texas Tech University Athletics.

This policy includes all games, matches and events involving any of Texas Tech's athletic programs. It includes all media events -- press conferences, pre/post-practice interviews and pre/post-game interviews. An exception would be a one-on-one interview arranged through the Texas Tech Athletics Communications office with a Texas Tech, coach, athlete or administrator.

STAFF DIRECTORY

Robert Giovannetti (*Kirby Hocutt requests*)

Senior Associate Athletics Director
Office _____ (806) 441-3835
Email _____ robert.giovannetti@ttu.edu
Twitter _____ @robertgio

Matt Dowdy (*Football, Women's Golf*)

Associate Director
Office _____ (806) 834-4529
Cell _____ (806) 928-5190
Email _____ matthew.dowdy@ttu.edu
Twitter _____ @Matt_Dowdy

Matt Dunaway (*Men's Basketball, Men's Tennis*)

Associate Director
Office _____ (806) 834-7980
Cell _____ (727) 215-3857
Email _____ matthew.dunaway@ttu.edu

Blake Zimmerman (*Football, Men's Golf*)

Associate Director
Office _____ (806) 834-3835
Cell _____ (806) 685-8209
Email _____ blake.zimmerman@ttu.edu
Twitter _____ @BlakeZ1908

Jessika McKernan (*Women's Basketball, W-Tennis*)

Assistant Director
Office _____ (806) 834-0536
Cell _____ (361) 549-6297
Email _____ jessika.mckernan@ttu.edu
Twitter _____ @JessMcKernan_

Michael Minshew (*Soccer, Baseball*)

Assistant Director
Office _____ (806) 742-2770
Cell _____ (817) 707-0011
Email _____ michael.minshew@ttu.edu
Twitter _____ @mminshew

Ty Parker (*Volleyball, Softball*)

Assistant Director
Office _____ (806) 834-2769
Cell _____ 806-928-8476
Email _____ ty.a.parker@ttu.edu
Twitter _____ @TyParker41

Malley Stoddard (*Track & Field, XC, Football*)

Assistant Director
Office _____ (806) 834-7122
Cell _____ (214) 681-3920
Email _____ malley.stoddard@ttu.edu
Twitter _____ @MalleyStoddard

Amy Hughes (*Office Manager, Hotel Reservations*)

Communications Assistant
Office _____ (806) 742-2770
Email _____ amy.hughes@ttu.edu

CONTENTS

RED RAIDERS

STAFF

'16 REVIEW

HISTORY

RECORDS

TEXAS TECH

TEXAS TECH SPORTS NETWORK

The Red Raiders play here! The Texas Tech Sports Network from Learfield is your home for all of the excitement of Texas Tech football. Week after week, TTSN's complete coverage of the Red Raiders provides Texas Tech fans with everything they need to know about Red Raider football.

TTSN, over 35 radio affiliates strong, blankets Texas with complete coverage of Red Raider Football. Fans have the luxury of listening to the Red Raiders statewide thanks to the network's strong lineup of affiliates. TTSN was there every step of the way through Texas Tech's 2015 football season and will be on hand once again this year as the Red Raiders challenge for the Big 12 championship.

Play-by-play announcer Brian Jensen returns for his 17th season with the network, joined by color commentator John Harris and sideline reporter Chris Level. Together they bring the action and excitement of Red Raider football to the Lone Star State and beyond.

Football on TTSN begins with "The Pregame Show," featuring Texas Tech head coach Kliff Kingsbury. The network's coverage continues with an extensive halftime show, updating you with updated scores and college football news from around the nation. It extends well after the final play into the locker room for postgame interviews that provide insight from Texas Tech coaches and players. Whether you're at Jones AT&T Stadium, at home or in your car, TTSN is a must for every fan on gameday.

Fans outside the coverage area will once again be able to listen to Red Raider games live on the Internet through Texas Tech TV. By logging on to www.TexasTech.com, live play-by-play of Texas Tech football is just a click away. The games also are carried on Sirius/XM Satellite Radio (channel varies).

All games will also be available on the TuneIn Radio App, available for download in your iTunes or Android store.

For complete coverage of Red Raider football, there's no better seat in the house, in the car or at the stadium than with TTSN.

BRIAN JENSEN

Jensen will be handling play-by-play duties for the 18th season. He matches the Red Raiders high-octane attack by bringing an energetic style to listeners throughout the Texas Tech Sports Network. Brian is an award-winning broadcaster, earning a Regional Emmy for live reporting and a Dallas Press Club Katie Award for "Best Sportscast" as a television anchor and reporter in the Dallas - Fort Worth market throughout the 1990's. Jensen is a Texas Tech graduate.



JOHN HARRIS

A name synonymous with sports on the South Plains, John Harris enters his 35th season of Red Raider football on the airwaves. Harris began his association with Texas Tech football on radio in 1984 as a color analyst with broadcasting legend Jack Dale. He has sat in the anchor position at all three Lubbock television stations and retired from anchoring at KAMC-TV in May 2000. In 1997, the Associated Press awarded Harris with "Best Sportscast in Texas" honors. Harris is a Texas Tech graduate while majoring in telecommunications with a minor in English.



CHRIS LEVEL

Level, co-host of Tech Talk on Double T 97.3 FM, enters his eighth season as sideline reporter for the Red Raiders. Level is also entering his sixth year of hosting the weekly Red Raider Football Show radio show, which airs each Thursday during the season at Rudy's BBQ (Loop 289 location). He is also site publisher for RedRaiderSports.com, an affiliate of Rivals.com and managing editor of Red Raider Sports magazine. Level is a frequent contributor to radio shows around the state and nation as well as nationally syndicated Rivals Radio. Level is a 1996 graduate of Texas Tech with a bachelor's degree in business management.



STEVE PITTS

This season marks Steve Pitts' 39th season with Texas Tech as producer and engineer of the Texas Tech Sports Network. Under his guidance and direction, he has never failed to get a broadcast on the air. Pitts explains his position as "being the voice in the ear of the voices you hear." Brian Jensen usually refers to him simply as "the rest of the Texas Tech Sports Network radio broadcast crew." Pitts received a telecommunications and English degree from Texas Tech in 1975.



TEXAS TECH SPORTS NETWORK AFFILIATES

CITY	STATION	FREQUENCY	CITY	STATION	FREQUENCY
Abilene/Haskell	KVRP-FM	97.1	Odessa	KCRS-FM	95.5
Alpine	KVLF-AM	1240	Perryton	KEYE-AM	1400
Amarillo	KARX-FM	95.7	Perryton	KEYE-FM	93.7
Andrews	KACT-AM	1360	Plainview	KREW-AM	1400
Andrews	KACT-FM	105.5	San Angelo	KNRX-FM	96.5
Austin	KTXZ-AM	1560	San Angelo	KNRX-1	96.5
Big Spring	KBST-FM	95.7	San Antonio	KZDC-AM	1250
Brady	KNEL-FM	95.3	San Antonio	KZDC-FM	94.5
Breckenridge	KLXK-FM	93.5	Seminole	KSEM-FM	106.3
Brownwood	KQBZ-FM	96.9	Seymour	KSEY-FM	94.3
Dallas	KFXR-AM	1190	Seymour	KSEY-AM	1230
Dallas	KWRD-FM	100.7	Snyder	KGWG-FM	91.1
El Paso	KHEY-AM	1380	Sulphur Springs	KSST-AM	1230
Fredericksburg	KNAF-AM	910	Sweetwater	KSST-AM	1240
Hereford	KPAN-AM	860	Tyler	KTBB-AM	600
Hereford	KPAN-FM	106.3	Tyler	KYZS-AM	1490
Hobbs, N.M.	KHOB-AM	1390			
Houston	KGOL-AM	1180	SATELLITE RADIO		
Junction	KMBL-AM	1450	Sirius Radio	Channel TBD	
Lamesa	KPET-AM	690	XM Radio	Channel TBD	
Lamesa	KPET-FM	101.5			
Lampasas	KACQ-FM	101.9			
Lampasas	KCYL-AM	1450			
Lubbock	KTTU-FM	97.3			
Lubbock	KXTQ-FM	100.7			
Lubbock	KJTV-AM	950			
Memphis	KLSR-FM	105.3			
Midland/Odessa	KCRS-AM	550			

ATHLETICS STYLE GUIDE/SOCIAL MEDIA POLICIES

OFFICIAL MARK

The official mark is the Double T, shown here in the 1-color version. In 1994, Texas Tech University partnered with the Collegiate Licensing Company to manage the licensing program and to establish a foundation for promoting and protecting the use of the university trademarks. Texas Tech University has registered the names, logos and trademarks of the university with the U.S. Office of Patent and Trademarks (www.uspto.gov) and the State of Texas. Policies and procedures have been developed to license the use of the marks. The Assistant Athletic Director - External Operations along with the Collegiate Licensing Company (CLC) administers the licensing program.



The following marks are federally registered in the name of Texas Tech University and should be represented with a registration symbol (®): Verbiage - Texas Tech University; Logo - Three-dimensional Double T; Raider Red character; Wreck 'em Tech; Raiderland

The following marks are registered with the State of Texas in the name of Texas Tech University and should be represented with a TM:

Verbiage: Texas Tech University, Red Raiders, Texas Tech Red Raiders, Lady Raiders, Texas Tech Lady Raiders and Red Raider Club.

Logos: Texas Tech University, Texas Tech, Texas Tech Red Raiders, Lady Raiders, Texas Tech University and face of masked rider, Double T and masked rider, One-dimensional Double T (old design), Three-dimensional Double T with Texas Tech Red Raiders, Three-dimensional Double T with Texas Tech Lady Raiders, Red Raiders with side view of masked rider on horse, Raiders Rojos with side view of masked rider on horse, Front view of masked rider on horse, Lil' Red Raider with masked rider on horse, Texas Tech University System Seal, Texas Tech University Seal.

For information relating to the licensing program:

Paige Holland
 Director of Digital Media/Licensing/Special Projects
 Director of Licensing
 (806) 742-1195 • paige.holland@ttu.edu

COLORS

The official colors of Texas Tech are scarlet (red) and black.
 PMS 485c | Process Black | Cool Gray 5 (accent color)

NICKNAME

The official nickname of Texas Tech is the Red Raiders. At no time is it appropriate to refer to any team as the Raiders.

MASCOT

The official mascot of Texas Tech is the Masked Rider. The Masked Rider, a world-wide symbol of the strength and prestige of Texas Tech University, was recently named by the Associated Press as the ninth-best mascot in college football.

Raider Red was created from a drawing by the late Lubbock cartoonist Dirk West as an alternative to the Masked Rider and is a public relations mascot who shakes hands with the crowds at athletic events and poses for pictures.

Texas Tech Athletics strives to be a dynamic and innovative leader in the social media universe. We desire to make real time connections with you – our passionate and devoted fans. And just like our student-athletes and coaches, we want to be the very best.

So we are inviting you into this home away from home and we encourage you to become part of the conversation. Engage with your fellow Red Raiders across all of our social platforms and help us spread our motto of “Fearless Champions” to the world. Provide us your feedback and let us know how we can help improve your fan experience.

Remember, that in this house we are all family and families stick together. Help us Protect Our House!

SOCIAL MEDIA PRINCIPLES

TRANSSPARENT – We commit to having an open discussion about Texas Tech Athletics. In turn, we ask that you be respectful, be open, exercise good judgment and be PASSIONATE! The world of social media operates just like the real one, so be sure to make the Golden Rule (treat others as you would like to be treated) your guide when joining in on the conversation. We encourage discussion and debate as long as it falls under mutual respect, and we also ask that you stay on topic as off topic comments only lead to confusion. Texas Tech Athletics has followers of all ages and backgrounds, so help us maintain an environment that is positive, respectful, and inclusive for ALL fans and followers of Texas Tech Athletics. Please remember that our student-athletes are amateurs (most are in the age bracket of 18-23) and are not paid professionals – so please don’t judge them as such. Most importantly, show us your passion for Texas Tech Athletics and help others join in on the conversation by leading them to our social channels.

ENGAGING – Be Social! That’s the number one request that we have because we want to hear from you. Your thoughts and opinions matter and we are providing the tools so that you can engage and communicate with us directly. Our social channels are meant for all fans and they are devoted to constructing a sense of community amongst us.

COMPLIANT – Texas Tech Athletics will abide by the governing rules of the NCAA, Big 12 Conference and Texas Tech University. There are some topics (i.e. recruiting, gambling, officiating etc.) that we are not allowed to comment on and will not be allowed on our social channels.

HELPFUL – Texas Tech Athletics staff members will be available to answer questions and take your feedback. We will make every reasonable effort to respond to all inquiries in a timely manner. Our goal is to keep you informed about all 17 intercollegiate sports at Texas Tech and the many events that surround them. We also pledge to be good listeners and will take your feedback into consideration when making decisions. No one is perfect and we are sure that we will make a misstep in our efforts to engage with the social web, but we will be sure to learn from our mistakes.

CONTENTS

RED RAIDERS

STAFF

'16 REVIEW

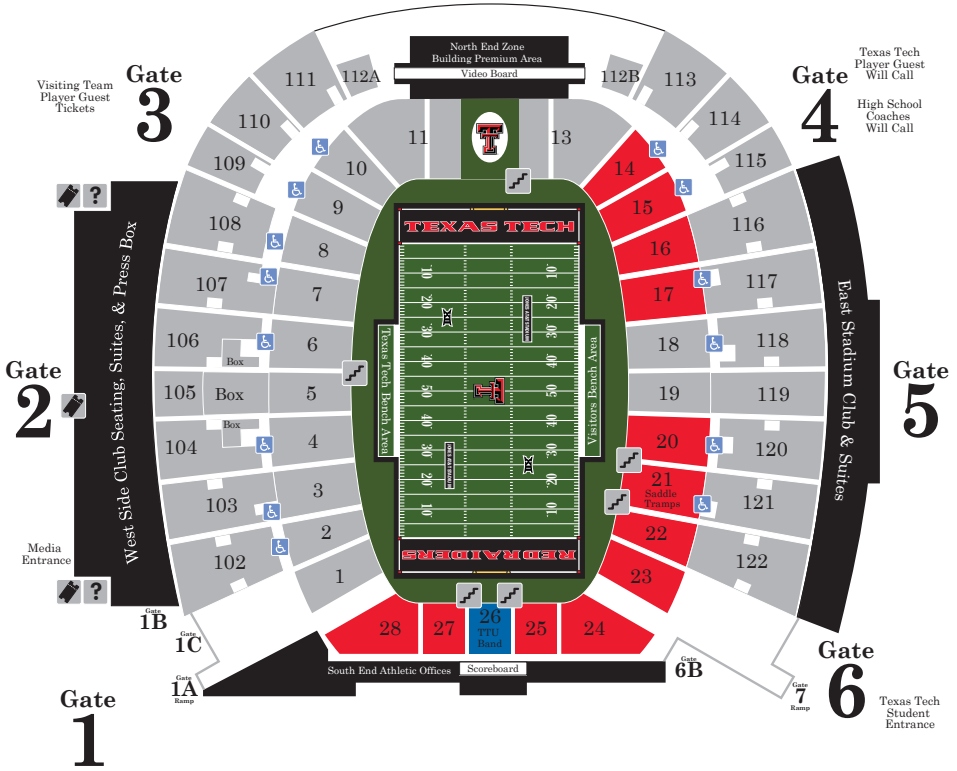
HISTORY

RECORDS

TEXAS TECH

JONES AT&T STADIUM MAP

Jones AT&T Stadium
Texas Tech University



ADA Seating

Guest Services

Stairs to Field

Student Seating

Tickets



TEXAS TECH ADMINISTRATION



ROBERT DUNCAN
Chancellor

Robert L. Duncan became the fourth chancellor of the Texas Tech University System on July 7, 2014.

As chancellor, Duncan is the chief executive officer of all campuses and academic sites of the Texas Tech University System's four component institutions—Texas Tech University, Texas Tech University Health Sciences Center, Angelo State University and Texas Tech University Health Sciences Center at El Paso. He is focused on providing each university with the resources needed to ensure the academic achievement of all students enrolled in the system institutions. As part of his leadership,

the chancellor also works in both Austin and Washington, D.C. to increase funding for all system institutions.

Before becoming chancellor, Duncan served in the Texas Legislature for more than two decades. He was elected to District 84 in the Texas House of Representatives in 1992. In 1996, he won a special election to the Texas Senate, where he served until resigning to become chancellor.

While representing District 28 as State Senator, Duncan crafted major legislation impacting Texans and served on three of the Senate's most powerful committees—Finance, State Affairs and Budget Conference. He served as president pro tempore of the Texas Senate during the 81st Legislative Session and served as a member of the Senate Committee on Higher Education, the Education Committee and the Natural Resources Committee. He was widely recognized as a leader in the Texas Legislature. Texas Monthly magazine named Duncan to its 'Ten Best List' more times than any other member of the legislature.

Duncan also was a law partner at Crenshaw, Dupree and Milam in Lubbock for more than 25 years. He advised clients in insurance law and commercial litigation, among many others areas of his legal practice, and remains 'of counsel' for the law firm.

Duncan is a lifelong West Texan. He was raised in Vernon, Texas. He is the only son of five children born to Frank L. Duncan and Robena Formby Duncan. Duncan and his family have a rich heritage with Texas Tech University. His uncle, Marshall Formby, and cousin, Clint Formby, both served on the Texas Tech Board of Regents.

Duncan received his bachelor's degree in agricultural economics from Texas Tech University in 1976. While completing his undergraduate degree, he served as the student body president. Duncan received his doctorate of jurisprudence from the Texas Tech University School of Law in 1981.

Duncan has two children. His daughter, Lindsey Pike, is a public school teacher and counselor, and is married to Wes Pike. His son, Matthew Duncan, is a food distribution sales representative. Chancellor Duncan is married to Terri Duncan. Mrs. Duncan also has two children, Justin Patterson, an IT specialist, and Clayton Patterson, an auto-financing assistant. All the children are Texas Tech University graduates.



DR. LAWRENCE SCHOVANEC
President

I am grateful for the opportunity to once again lead this wonderful university, to which I have devoted my career, and continue to work alongside so many talented faculty, staff and students who make Texas Tech University a leader in higher education."

Lawrence Schovanec, who served as interim president for nine months in 2012 and 2013, shared these words upon being named the 16th president of Texas Tech University in July 2016. After 32 years on the South Plains, his commitment to the students as an educator and to faculty and staff as a university leader has never been more apparent.

Upon appointment as president, Schovanec put the finishing touches on his vision for the university and delivered his inaugural State of the University Address in September. "We've gone through a period of considerable growth and change – in enrollment, in breadth and amount of scholarship and research, and in reputation. I would like for us to think about what we've done well and what we can do better. What should we strive for to enhance the university's stature so it is increasingly recognized as a world-class institution?"

This vision for the university has guided Schovanec throughout his 32-year career at Texas Tech, which began as an assistant professor in the Department of Mathematics and Statistics and where he eventually served nearly 10 years as the chair of that department. He subsequently was appointed as the dean of the university's largest college, the College of Arts and Sciences. His administration as both as chair and dean was noted for record attainments in enrollment, research funding and philanthropic support. In these roles he emphasized the importance of teaching excellence and scholarship, as well as outreach and engagement.

After a short term as interim provost, Schovanec was named university provost in January 2014, a position he held until being named president after a national search. As the university's chief academic officer Schovanec instituted an initiative to improve student success that helped Texas Tech achieve record retention rates in fall 2016. To promote transparency in the budget process, he initiated annual college budget hearings. The Office of TTU Worldwide eLearning was created to enhance the quality and availability of online courses for both residential and non-residential students. The Center for Humanities was established and Texas Tech was successfully reaffirmed for accreditation through 2025. As provost, he coordinated the initial planning for the establishment of Texas Tech University Costa Rica, an endeavor that was finalized shortly after he assumed the role of president.

In his first year as president, merit and need based scholarship support was increased by \$8 million dollars, which contributed to a fall 2017 freshman class that was distinguished by a record number of national merit finalists and presidential scholars, and whose diversity helped Texas Tech meet the benchmarks necessary to apply for status as a Hispanic Serving Institution. As part of Schovanec's and Texas Tech's commitment to its core missions, 50 Presidential Teaching and Research Excellence Professorships were established.

An Oklahoma native, Schovanec received a bachelor of science in mathematics from Phillips University in 1975 and a master of science in mathematics from Texas A&M in 1977. He earned his Ph.D. in mathematics from Indiana University in 1982.

Schovanec's wife, Patty, is an instructor and advisor in the Department of Mathematics and Statistics. They have two sons, Tyler and Cory.

CONTENTS

RED RAIDERS

STAFF

'16 REVIEW

HISTORY

RECORDS

TEXAS TECH

TEXAS TECH ADMINISTRATION



KIRBY HOCUTT
Director of Athletics

Kirby Hocutt has guided the Texas Tech athletics department to unprecedented success since being named the 13th Director of Athletics in school history on March 2, 2011.

Hocutt, who also serves as the College Football Playoff Selection Committee Chairman, has led Texas Tech to one of its most successful eras in recent history over the past two academic years, highlighted by six Big 12 titles (women's soccer, men's tennis, women's tennis and baseball) and 14 of 17 intercollegiate sports advancing to the NCAA postseason during that span.

In fact, Texas Tech was the only Big 12 program during the 2015-16 year to qualify for a bowl game and have its men's basketball and baseball teams both advance to the NCAA Tournament. The Red Raider baseball program capped the successful year by winning the Big 12 regular-season title and advancing to the College World Series for the second time in the past three seasons.

Tim Tadlock and the Red Raiders followed with another Big 12 regular-season title during the 2017 season while the women's tennis program boasted its most successful year in program history, claiming both the Big 12 regular-season and tournament crowns while also advancing to the Elite Eight of the NCAA Championships for the first time in school history.

In addition to Texas Tech's success the past two years, Hocutt has boosted Texas Tech's athletic profile with a list of achievements such as:

- In August 2014, Texas Tech unveiled the first athletics specific fundraising campaign in university history: The Campaign for Fearless Champions. The campaign includes four components: enhance athletic facilities, invest in the athletic scholarship endowment, grow the Talkington Leadership Academy and provide for the future of Texas Tech Athletics. The \$185 million initiative focuses on benefiting all 17 Texas Tech athletic teams.
- Since his hire in March 2011, Hocutt has made four major and current coaching hires: Kliff Kingsbury (football), Chris Beard (men's basketball), Candi Whitaker (women's basketball), and Tim Tadlock (baseball).
- Texas Tech has claimed nine Big 12 Conference titles during Hocutt's tenure (four in women's tennis, two in baseball and one in men's tennis, soccer and men's track and field). In addition, the Red Raider football program has played in three bowl games (2012 Meinecke Texas Bowl, 2013 Holiday Bowl and 2015 AdvoCare V100 Texas Bowl) while Texas Tech has earned 49 NCAA team postseason appearances.
- The Texas Tech baseball program advanced to the College World Series for the first time in school history in 2014. The Red Raiders returned to Omaha again in 2016, making Texas Tech one of just seven programs nationally to advance to the College World Series twice over the three-year period.
- In addition, the Texas Tech soccer and women's tennis teams both advanced to the NCAA Sweet 16 for the first time in program history during the 2014-15 academic year. The women's tennis program eclipsed that mark during a 2017 campaign that saw the Lady Raiders win both the Big 12 regular season and tournament titles and advance to the Elite Eight for the first time in school history.
- Individually, Texas Tech student-athletes have claimed eight NCAA titles, 37 Big 12 titles, 194 NCAA All-America honors, 319 All-Big 12 selections while the men's tennis program boasted national doubles finalists in back-to-back years (2013 and 2014).
- Texas Tech student-athletes have also achieved in the classroom as the Red Raiders have earned 19 Academic All-America awards and 433 Academic All-Big 12 honors.
- Overall, Texas Tech's team NCAA Academic Progress Rate scores (APR) have been ranked among the top Big 12 performers (2011-17), while 13 programs have achieved exceptionally high scores of 980-plus.
- Hocutt initiated the J.T. and Margaret Talkington Leadership Academy in 2014. Led by former Texas Tech and Hall of Fame Coach Marsha Sharp, the one-of-a-kind leadership academy is designed to prepare student-athletes for success after graduation.
- As part of the Campaign for Fearless Champions, Hocutt provided the vision for and the plans to build a Sports Performance Center that will house an indoor track and field and football practice facility on the site directly south from Jones AT&T Stadium.

- Texas Tech will have made several upgrades to Jones AT&T Stadium by the start of the 2017 season which includes a new state-of-the-art FieldTurf playing surface, upgraded premium seating in the north end of the stadium as well as the new video board and control room that debuted in 2014.
- Hocutt has extended Texas Tech's apparel contract with Under Armour through June 2020, which ensures that all Red Raider student-athletes are among the finest outfitted in the country.

Throughout his tenure at Texas Tech, Hocutt has been prominent on several national committees, possibly none more recognizable than his role on the College Football Playoff Selection Committee. Hocutt was named to the CFP Selection Committee in 2015 and will serve his second year as the committee chairman during the 2017 season. The CFP Selection Committee is responsible for selecting the top four teams in the playoff while also placing the next group of teams to the remaining New Year's bowls.

Hocutt arrived at Texas Tech following three years at the University of Miami (Fla.) where he was named Athletics Director on Feb. 8, 2008. He previously earned his first opportunity as an NCAA Division I athletics director at Ohio University in 2005 at just the age of 33.

A Sherman, Texas native, Hocutt also served stints in the athletics departments at Kansas State (1996-97) and the University of Oklahoma (1998-2005). Prior to his stint at Oklahoma, Hocutt served as the coordinator of licensing at the National Collegiate Athletic Association. He began his sports administration career as the assistant director of marketing and promotions at his alma mater, Kansas State University.

A former football student-athlete at Kansas State, Hocutt was a four-year letterman at linebacker while leading the Big 8 Conference in tackles as a junior in 1993. Hocutt, who was elected captain his senior year, was named to the All-Big 8 Conference team following his junior season. The Sporting News selected him in 1993 as one of the nation's top-20 "most underrated" players.

Hocutt earned his bachelor's degree from Kansas State in 1995 and his masters of education degree from the University of Oklahoma in 2001. He and his wife, Diane, have two sons – Drew Phillips (15) and Brooks Ryan (13).

THE KIRBY HOCUTT FLE

Date announced as Director of Athletics: March 2, 2011

Birthdate: Nov. 19, 1971

Hometown: Sherman, Texas

Bachelor's of Science Degree: Political Science, Kansas State University, 1995

Master of Education: University of Oklahoma, 2001

Wife: Diane

Sons: Drew Phillips (15) and Brooks Ryan (13).

CAREER TIMELINE

1995-96 – Internship, College Football Association

1996-97 – Assistant Director of Marketing and Promotions, Kansas State University

1997-98 – Licensing Coordinator, National Collegiate Athletic Association (NCAA)

1998-2005 – Associate A.D. for External Operations and Sports Administration, University of Oklahoma

2005-08 – Director of Athletics, Ohio University

2008-11 – Director of Athletics, University of Miami (Fla.)

2011-Present – Director of Athletics, Texas Tech University

NOTEWORTHY AWARDS/ADMINISTRATIVE COMMITTEES (past and present)

- College Football Playoff Selection Committee Chairman, 2016-Present
- College Football Playoff Selection Committee, 2015-Present
- Chairman, NCAA Division I Football Recruiting Subcommittee, 2013-15
- Big 12 Representative, NCAA Division I Leadership Council, 2012-15
- NCAA Division I Athletic Directors Association Executive Committee
- Street & Smith's SportsBusiness Journal's Forty Under 40 Award in 2010
- Orange Bowl Committee

TEXAS TECH ADMINISTRATION



TONY HERNANDEZ
Deputy Athletics Director

Tony Hernandez begins his first year as Texas Tech's Deputy Director of Athletics where he serves as chief operating officer. He oversees all of the day-to-day functions within the athletics department in addition to other duties as assigned by Director of Athletics Kirby Hocutt.

Serving as the second in command, Hernandez is involved with all administrative units and department programming. He also acts as the sport administrative liaison and the sport supervisor to the football and men's basketball programs for Hocutt.

Hernandez arrived in Lubbock after serving as a Senior Associate Athletics Director and Deputy Athletics Director under Hocutt during the latter's time at Miami from 2008-11. He also served as the department's Interim Athletics Director following Hocutt's departure to Texas Tech.

Hernandez joined his alma mater in 1998, working his way up the athletics department until eventually being appointed Deputy Athletics Director. In that role, Hernandez oversaw the following operations and sports: Financial and Business Operations, Human Resources, Equipment Room, Video Services, Adidas Relations, Legal/Contractual Matters, Men's Basketball, Baseball and Track and Field.

Hernandez started his career at Miami as a graduate assistant in Academic Services. He was hired full time in 1999 as a compliance coordinator. Hernandez was subsequently promoted to Director of Compliance in 2002, Assistant AD for Compliance in 2004, Associate AD for Compliance in 2005, Senior Associate Athletic Director in 2007 and Deputy Athletics Director in 2010.

In 2005, he served as the Interim Associate Athletics Director for Development and has served as the Interim Associate Athletics Director for External Affairs on two separate occasions. During his term as Interim Associate Athletics Director for Development, the Hurricane Club exceeded its annual giving budgetary goal by nearly 10 percent.

In addition to his work at Miami, Hernandez has been involved at both the conference and national level. He has served on the following committees during his tenure:

- Chair of the NCAA Student-Athlete Reinstatement Committee
- NCAA Amateuism Cabinet
- ACC Finance Committee
- Past President of the National Association of Athletic Compliance (NAAC)
- Division-1 Athletic Directors' Compliance Task Force
- NCAA Academics/Eligibility/Compliance Cabinet
- ACC Constitution and Bylaws Committee
- Chair of the NCAA Initial-Eligibility Waivers Sub-Committee.

Hernandez also has experience as an adjunct professor in Miami's School of Education for Sports Management and at Florida Atlantic University in Boca Raton.

Hernandez earned both a law degree and a bachelor's of business administration in finance from the University of Miami. He is married to the former Melissa Schumacher. The couple has two sons: Anthony Jr. and Austin.



BRIAN SHANNON
Faculty Athletics Representative

Brian Shannon is the Charles "Tex" Thornton Professor of Law at the Texas Tech University School of Law, where he has been a member of the law faculty since 1988. In addition to his teaching duties, Professor Shannon serves as the University's Faculty Athletics Representative to the NCAA and the Big 12 Conference.

In that role, Shannon is the Big 12 delegate to the national board for the 1A FAR association. In September 2012, he became president of that organization, which is comprised of faculty athletics representatives at all NCAA Division I institutions in the Football Bowl Subdivision, formerly known as Division 1A.

Shannon earned his law degree in 1982 from the University of Texas School of Law, where he graduated first in his class, and received a B.S. in Mathematics, summa cum laude, from Angelo State University in 1979. He formerly served as an attorney-advisor in the Office of the General Counsel to the Secretary of the Air Force at the Pentagon, and practiced law at an Austin law firm. During his years at Tech Law, he has taught a wide array of classes including Contracts, Criminal Law, Property, Products Liability, Law & Psychiatry, and others. He also served as an associate dean for six years.

Shannon is also an appointed member of the board for the Lubbock Regional MHMR Center, and has served on the board for the last 22 years. An elected member of the American Law Institute, Shannon is a past president of the Lubbock County Bar Association, and was appointed by the Governor to four terms on the Texas Governor's Committee on People with Disabilities. He is also a past chair of the State Bar of Texas Disability Issues Committee and served as an appointee of the Lt. Governor on the Task Force that rewrote the state's criminal competency statutes. He is the author of several books and numerous articles, and he won the Texas Bar Foundation's Outstanding Law Journal Award in both 2002 and 2008. He was also recognized as an outstanding alumnus of Angelo State in 2004. He has filed briefs in federal courts, the Texas Supreme Court, and the United States Supreme Court.

Shannon and his wife, Jeannine, have one daughter, Julia.

CONTENTS

RED RAIDERS

STAFF

'16 REVIEW

HISTORY

RECORDS

TEXAS TECH

TEXAS TECH UNIVERSITY



▲ **TEXAS TECH UNIVERSITY** was founded in 1923 as Texas Technological College before eventually being renamed Texas Tech University on Sept. 1, 1969.

HISTORY OF TEXAS TECH UNIVERSITY

Texas Tech University was created by legislative action in 1923 and has the distinction of being the largest comprehensive higher education institution in the western two-thirds of the state of Texas. The university is the major institution of higher education in a region larger than 46 of the nation's 50 states and is the only campus in Texas that is home to a major university, law school and medical school.

Originally named Texas Technological College, the college opened in 1925 with six buildings and an enrollment of 914. Graduate instruction did not begin until 1927 within the school of Liberal Arts. A "Division of Graduate Studies" was established in 1935 and eventually became known as the Graduate School in 1954.

By action of the Texas State Legislature, Texas Technological College formally became Texas Tech University on September 1, 1969. At that time the schools of Agricultural Sciences, Arts and Sciences, Business Administration, Education, Engineering and Home Economics also became known as "colleges." Architecture became a college in 1986. Two colleges changed their names in 1993 to reflect the broadening fields each serves: the College of Agricultural Sciences became the College of Agricultural Sciences and Natural Resources and the College of Home Economics became the College of Human Sciences. The Honors College was established in 1998, and the College of Visual and Performing Arts opened in 2002. Mass Communications became a college in 2004 and became the College of Media & Communication in 2013.

The Texas State Legislature authorized funds in 1965 for establishing the Texas Tech University School of Law, and the Law School's first dean was appointed in 1966. The first class of 72 students enrolled in 1967. The Law School was approved by the American Bar Association in 1970 and is fully accredited by the Supreme Court of Texas (1968) and the Association of American Law Schools (1969).

As a member of the National Collegiate Athletic Association, Texas Tech began competing in the Big 12 Conference in 1996 after a 35-year membership in the former Southwest Conference.

TEXAS TECH UNIVERSITY AT A GLANCE

President: Dr. Lawrence Schovanec

Location: Lubbock, Texas

Founded: 1923

11 Colleges:

Agricultural Sciences and Natural Resources

Architecture

Arts and Sciences

Rawls College of Business Administration

Education

Whitacre College of Engineering

Honors

Human Sciences

Media & Communication

University College

Visual and Performing Arts

Graduate and Professional Schools:

Graduate School

School of Law

Degrees: 150 undergraduate, 100 master's and 50 doctoral



TEXAS TECH UNIVERSITY SYSTEM AT A GLANCE

Chancellor: Robert Duncan

The Texas Tech University System is comprised of three institutions in the following locations. Listed below are the universities and their various campuses and academic sites.

Angelo State University

Boerne

San Angelo

Health Sciences Center

Abilene

Amarillo

Dallas

El Paso

Highland Lakes

Lubbock

Permian Basin

Texas Tech University

Abilene

Fredericksburg

Highland Lakes

Junction

Lubbock

Quedlinburg, Germany

Seville, Spain



TEXAS TECH TRADITIONS



▲ THE WILL ROGERS STATUE is wrapped with red crepe paper before every home football game, one of the most-popular traditions at Texas Tech University.

CONTENTS

RED RAIDERS

STAFF

'16 REVIEW

HISTORY

RECORDS

TEXAS TECH

ARBOR DAY

When Texas Tech first started, most of the funds went towards the buildings, but the campus was lacking its landscape. Then, in 1937, President Bradford Knapp decided to dedicate one day every spring to beautify the campus. On the first day of this now annual tradition, 20,000 trees were planted. This Tech tradition still goes on today as student and teachers plant trees and beautify the campus on Arbor Day.

BANGIN' BERTHA (SADDLE TRAMP BELL)

Saddle Tramps carry Bangin Bertha, a bell on a trailer, to all home football games and homecoming events. Bertha was designed in 1959 by Saddle Tramp Joe Winegar, and was donated by the Santa Fe Railroad. Bangin' Bertha is considered a spirit-raiser and a big tradition at Texas Tech.

BLARNEY STONE

On St. Patrick's Day in 1939, Texas Tech University unveiled that they had discovered a piece of the Blarney Stone. According to the legend the stone was discovered by a group of petroleum engineers while they were on a field trip. After doing tests it was discovered that the stone was a piece of the original Blarney Stone. The stone now lies on a stand in front of the old Electrical Engineering Building. It is said that seniors that kiss the Blarney Stone upon graduation will receive the gift of eloquent speech.

CARILLON

In 1973, Ruth Baird Larabee made a donation to Texas Tech University to buy and install a carillon in memory of her parents. The Charles and Ruth Baird Memorial Carillon is located in the west tower of the administration building at the center of the Texas Tech campus. The beautiful music of the 36-bell instrument ring out over the campus during times of celebration and solemnity. Students, faculty, and staff, as well as visitors to the university, have enjoyed the music for 30 years. The carillon became one of Texas Tech's treasured traditions.

The carillon was refurbished and extended in 2005, adding additional bells to make 3 1/2 octaves. The bourdon (the largest bell) weighs approximately 800 pounds, and the smallest, only about eight pounds. Twelve of the bells were cast by Whitechapel Bell Foundry in England, 24 were cast by the Paccard Foundry in France, and the newest bells, by Meek &

Watson Foundry in Ohio. The estimated value of this collection of bells today is \$250,000.

According to The Guild of Carillonneurs in North America, "A carillon is a musical instrument composed of at least 23 bells, arranged in chromatic sequence, so tuned as to produce concordant harmony when many bells are sounded together. It is played from a keyboard that allows expression through variation of touch."

Every year since its inception, the Carol of Lights has featured carillon music. Additionally, each year on the Fourth of July at 1:00 p.m., the carillon is played in conjunction with the ceremonial ringing of the Liberty Bell in Philadelphia. Summer Sunday evening concerts are another Tech tradition.

CAROL OF LIGHTS

To celebrate the holiday season, Texas Tech holds an annual event called the Carol of Lights. The event starts off with the Texas Tech University Combined Choirs performing selections of classic holiday songs at the Science Quadrangle. When the lighting ceremony commences, Students, as well as those who came for the show, stand in awe as over 25,000 red, white, and orange lights illuminate the 13 buildings surrounding memorial circle.

This tradition started in 1959 when Harold Hinn came up with the idea and provided the funds to cover the science quadrangle and the administration building with lights. Unfortunately students were away on Christmas break and did not see the display. The following year, the Residence Hall Association created the Christmas Sing, which is now known as the Carol of Lights. Today, the Carol of Lights is one of Texas Tech's favorite traditions.

DOUBLE T BENCH

Located in the courtyard behind the Administration Building, this special bench was given by the seniors of the class of 1931. It was an announced tradition that no freshmen were allowed to sit on it.

DOUBLE T SADDLE MONUMENT

Before the football team runs onto the field, they touch the sculpture of a saddle. The saddle was dedicated by the Saddle Tramps to Double T, one of the many Masked Rider Horses that served proudly over the years.

DOUBLE T

There is no other symbol more recognized with Texas Tech than the Double T symbol. Though no one has yet stepped forward to claim credit for its design, historical evidence points to Texas Tech's first football coach E.Y. Freeland, who put the Double T logo on sweaters for the football players.

FIGHT SONG (FIGHT! RAIDERS! FIGHT!)

Fight, Raiders, Fight! Fight, Raiders, Fight! Fight for the school we love so dearly. You'll hit 'em high, you'll hit 'em low. You'll push the ball across the goal, Tech, Fight! Fight!

We'll praise your name, boost you to fame. Fight for the Scarlet and Black. You will hit 'em, you will wreck 'em. Hit 'em! Wreck 'em, Texas Tech! And the Victory Bells will ring out!
----Written by Carroll McMath

GOIN' BAND FROM RAIDERLAND

The Goin' Band from Raiderland is one of the largest spirit raisers on campus and among the finest bands in the country. The original band in 1925, numbering only 21 members, was dressed in matador uniforms. In recent years, the band's 400 members have returned to variations on that original look. The Goin' Band performs at home and away football games, parades and at other special events. Following home games, devoted fans stick around to join the band in their traditional march out of Jones AT&T Stadium, through the engineering key, around the circle, by the Administration Building and ending at the band parking lot behind the Music Building. The band was the 1998 recipient of the prestigious Sudler Trophy as the nation's top marching band.

GUNS UP

The "Guns Up" sign is the widely recognized greeting of one Red Raider to another. It is also the sign of victory displayed by the crowd at every athletic event. The sign is made by extending the index finger outward while extending the thumb upward and tucking in the middle, little and fourth fingers to form a gun.

The sign can be traced back to L. Glenn Dippel, a 1961 alumnus of Texas Tech. He and his wife Roxie were living in Austin and faced the daily presence of the "Hook 'em

TEXAS TECH TRADITIONS



▲ **THE MASKED RIDER** remains one of the most recognizable traditions in college football after Joe Kirk Fulton first led the team out onto the field at the 1954 Gator Bowl.

Horns' hand sign used by University of Texas fans. So the Dippels decided to retaliate. They looked to mascot Raider Red and his raised guns for their inspiration and in 1971 developed the Guns Up hand symbol. The Saddle Tramps and Texas Tech cheerleaders immediately adopted Guns Up and a new tradition was born.

HOMEcoming

Homecoming is an exciting week full of activities for Texas Tech students. Such activities include a bonfire, parade, float competitions, open houses, award programs, and of course the homecoming football game. Another favorite event, which has been around since 1954, is the election of the homecoming queen.

MASKED RIDER

The Masked Rider is the oldest and most popular mascot of Texas Tech University that still exists today. Originally the Masked Rider started as a dare in 1936 and was then called the ghost rider, because no one knew the rider's identity. These ghost riders circled the field at home football games and then disappeared.

The Masked Rider did not become an official mascot until 1954, when Joe Kirk Fulton led the team out onto the field at the Gator Bowl. Fulton, wearing Levi's, red shirt, a black cape and mounted on a black horse, awed the crowd as the team made one of the most sensational entrances ever.

MATADOR SONG (ALMA MATER)

Fight, Matadors, for Tech!
Songs of love we'll sing to thee,
Bear our banners far and wide.
Ever to be our pride,
Fearless champions ever be.
Stand on heights of victory.
Strive for honor evermore.
Long live the Matadors!

----Music by Harry Lemaire, words by R.C. Marshall

RAIDERGATE

RaiderGate is Texas Tech's official Student Tailgating section. Close to 10,000 Texas Tech students will attend the largest party on campus. Come out to RaiderGate, have fun, listen to some live bands, and Get Fired up for YOUR Texas Tech Red Raiders. RaiderGate is held four hours prior to each Home Football game and is brought to you by YOUR Student Government Association.

RAIDER RED

Prior to the 1971 season, the Southwest Conference passed a rule that prevented members of the conference from taking live animals to non-home games unless the host team had no objections. So Jim Gaspard, a member of the Saddle Tramps, created Raider Red from a drawing by the late Lubbock cartoonist Dirk West as an alternative to the Masked Rider. Raider Red's student persona is kept a secret from the Tech community. Red is a public relations mascot who shakes hands with the crowds at athletic events and poses for pictures. He changes from boots to high-top court shoes for basketball games. Raider Red fires his two 12-gauge shotguns using powder-filled shells after every Tech touchdown and field goal.

TTAA CLASS RING AND CEREMONY

Since 1999, The Official Texas Tech Alumni Association Class Ring has been the universal symbol of academic achievement at Texas Tech. The single ring is a tradition that was brought back from the 1950s that encompasses the Double T, Masked Rider, Administration Bell Tower, and the Texas Tech seal. Cast inside each ring is "Strive For Honor," taken from "The Matador Song." Rings are presented by the University president at the Official Ring Ceremony in the Merket Alumni Center.

SADDLE TRAMPS

Formed by Tech student Arch Lamb in 1936, this all-male booster organization supports men's athletics at Texas Tech. The name Saddle Tramp came from the stories of traveling men who would come to a farm for a brief time, fix up some things and move on. Lamb said he decided that he could fix up some things himself before moving on, and the Saddle Tramps were born. Since that time the Saddle Tramps believe if something was for the betterment of Texas Tech then they would work at it.

These Midnight Raiders "paint the campus red" with crepe paper before big home games, form the legendary "Bell Circle" moments before kickoff, ring Bangin' Bertha, participate in parades and other campus events (including the Carol of Lights), and ring the Victory Bells after Red Raider victories.

TEXAS TECH SEAL

Designed by the campus' master planner, William Ward Watkin, in 1924, the Tech Seal's symbols are the lamp, which represents "school," the key for "home," the book for "church," and the star for "state." Cotton bolls

represent the area's strong cotton industry and the eagle is suggestive of our country. The seal first appeared on Tech diplomas in 1948, but it wasn't officially approved as "The" Seal of Texas Tech University until 1953. On April 27, 1972, the seal was placed at the Broadway and University entrance to the campus in what became known as the Amon G. Carter Plaza. It is made of red granite and stands 12 feet high. It has been referred to by students through the years as "the Oreo."

VICTORY BELLS

In 1936 victory bells were first to Texas Tech as a class gift. The bells rang for the first time at the 1936 class's graduation. It is said that after the win over TCU, the following year, the bells rang throughout the night. The bells kept Lubbock residents up all night. Thereafter, the bell ringing was limited to 30 minutes. Saddle Tramps ring the bells after Texas Tech victories and during special occasions. The Victory Bells - one large and one small, which combine to weigh 1,200 pounds - hang in the east tower of the Administration Building.

WILL ROGERS AND SOAPSUDS


One of the most well known landmarks on campus is the statue of Will Rogers and his horse Soapsuds. This memorial was dedicated on February 16, 1950 by longtime friend of Rogers, Amon G. Carter. Carter believed Texas Tech was the perfect setting for the statue and that it would fit into the traditions and scenery of West Texas.

The statue stands at 9'11" tall and weighs 3,200 pounds; its estimated cost was \$25,000. On the base of the statue, the inscription reads "Lovable Old Will Rogers on his favorite horse, 'Soapsuds,' riding into the Western sunset."

Today, Texas Tech tradition and legends surrounds the statue. According to one legend, the plan to face Will Rogers so that he could be riding off into the sunset did not work out as it would cause Soapsuds' rear to be facing downtown. To solve this problem, the horse and Will was turned 23 degrees to the east so the horse's posterior was facing in the direction of Texas A&M, one of the school's rivals.

Before every home football game the Saddle Tramps wrap Old Will with red crepe paper. Will Rogers and Soapsuds have also been wrapped up in black crepe paper to mourn national tragedies.

JONES  AT&T STADIUM



**ONE OF THE
BEST VENUES IN
COLLEGE FOOTBALL**





TEXAS TECH

FOOTBALL



Eastern
Washington
September 2

Arizona
State
September 14

at Houston
September 23

Oklahoma
State
September 30

at Kansas
October 7

at West Virginia
October 14

Iowa State
October 21

at Oklahoma
October 28

Kansas State
November 5

vs. Baylor
November 11
November 11

TCU
November 18

at Texas
November 24

