



IDEAL ELECTRICAL

2021 FULL-LINE CATALOG

WIRE TERMINATION | TOOLS & SUPPLIES | TEST & MEASUREMENT | DATACOM

THE ELECTRICIAN'S
CHAMPION™ **IDEAL**®

From Cut to Test, IDEAL
Electrical is the only brand
that touches every part of
the process.





WIRE TERMINATION

INGENUITY & PERFORMANCE

From the introduction of our first twist-on wire connector in 1924, IDEAL has been the leading force in wire termination technology. Through ingenuity, proven performance and innovative engineering, IDEAL continues to lead the electrical industry with products that deliver more than the price paid.

TWIST-ON WIRE CONNECTORS

| | |
|---|------|
| Wire-Nut® Wire Connectors..... | A-5 |
| Wing-Nut® Wire Connectors | A-6 |
| Twister® Wire Connectors | A-7 |
| Twister® Pro & ProFLEX™ Wire Connectors | A-7 |
| WeatherProof & UnderGround Wire Connectors | A-8 |
| Twister® Al/Cu Wire Connectors..... | A-9 |
| B-CAP® Wire Connectors..... | A-10 |
| B-TWIST™ Wire Connectors..... | A-10 |
| WireTwist®/WingTwist® Wire Connectors..... | A-11 |

PUSH-IN WIRE CONNECTORS

| | |
|---|------|
| In-Sure® Push-In Wire Connectors | A-14 |
| SpliceLine® In-Line Wire Connectors..... | A-14 |

LUMINAIRE DISCONNECTS

| | |
|-------------------------------------|------|
| PowerPlug® Luminaire Disconnects... | A-16 |
|-------------------------------------|------|

GROUNDING PRODUCTS

| | |
|--------------------------------|------|
| Grounding Pigtails..... | A-18 |
| Grounding Screws..... | A-19 |
| Grounding Wire Connectors..... | A-19 |

CRIMP CONNECTORS..... A-20, A-21

STREETLIGHT KITS

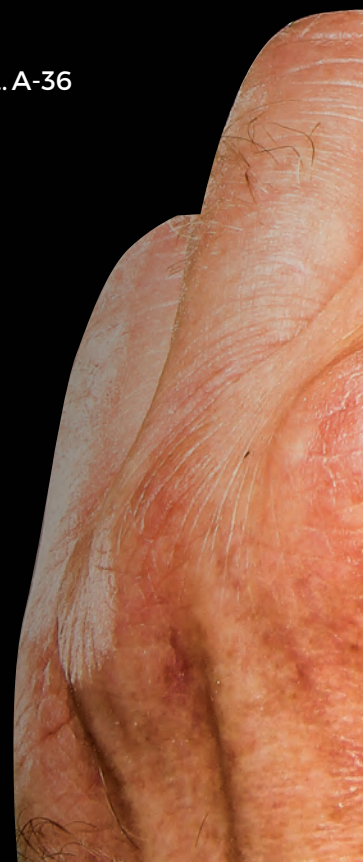
| | |
|---------------------------------|------|
| SLK® | A-23 |
| BUCHANAN Streetlight Kits | A-27 |

CRIMP TERMINALS

| | |
|----------------------|------|
| Ring..... | A-30 |
| Spade..... | A-30 |
| Disconnects..... | A-31 |
| Splices | A-32 |
| Terminal Strips..... | A-33 |
| Barrier Strips..... | A-35 |

TAP CONNECTORS

| | |
|--|------|
| B-TAP® Insulation-Piercing Connectors | A-36 |
|--|------|



TWISTER® PROFLEX™
WIRE CONNECTOR
Page A-7




THE ELECTRICIAN'S
CHAMPION™ 

TWIST-ON WIRE CONNECTORS... A DESIGN FOR EVERY APPLICATION.

Wire-Nut® Wire Connectors - The American Classic Since 1928

This American classic is the original connector that started it all. The Wire-Nut® Wire Connector has five color-coded models that cover a full range of applications from 22 to 6 AWG. The ribbed shell provides a positive grip and the fixed, square-wire spring provides a secure connection.



Wing-Nut® Wire Connectors - High-Leverage Wing

For extra leverage and superior torque, the Wing-Nut® Wire Connector provides an easy, secure grip when connecting a wide range of wires. The specially designed contoured wings make for extra torque and quick work on any electrical job. Three models cover from 18 to 6 AWG and include, the **Red 452® Wing-Nut® with the widest range of any wing-styled connector in the industry.**



Twister® Wire Connectors - Comfortable, Swept Wing

The industry's choice for comfort. With three models, the Twister® Wire Connector easily handles the most common wiring configurations for residential construction projects from 22 to 6 AWG. A patented, expanding square-wire spring helps to ensure a quick, secure connection.



Twister® Pro Wire Connectors - Widest-Wire Range

The Twister Pro® and ProFLEX™ family combines the most comfortable wire connector from IDEAL Electrical with the widest wire range of any multi-colored connectors in the industry. These connectors are designed with a live-action spring and high-leverage wings that provide excellent grip and torque. The ProFLEX™ and ProFLEX™ Mini are also engineered with a flexible skirt for added protection, providing everyday performance professional electricians can trust.



B-CAP® Wire Connectors - Low-Profile Fin

The B-CAP® Wire Connector gets you into those hard-to-reach spots comfortably, especially when you're retrofitting or updating. The contoured classic fin design provides a secure grip for extra torque, while the expanding interior spring accepts a wide range of wire sizes and combinations. Three models cover from 22 through 6 AWG.



B-Twist™ Wire Connectors - Long, Swept Wing, Fast-Start Spring

The All-in-One connector that gets the job done. The B-Twist™ Wire Connector combines all the features of red and yellow wire connectors in one outstanding design. The rounded "dial-top" provides fast, fingertip starts that come to torque quickly and the low-profile design fits easily into electrical boxes. With a super-wide range, the B-Twist™ provides top performance at a great value.



WeatherProof (Above Grade) / UnderGround (Below Grade) Wire Connectors

Twist-on connectors for underground and wet location installations. Six models cover a wide range of wire sizes from 22 through 6 AWG. The WeatherProof and UnderGround Wire Connector line features a 100% non-hardening silicone sealant to provide safe, moisture-free electrical connections. UL Listed and CSA Certified for damp/wet and direct burial applications.

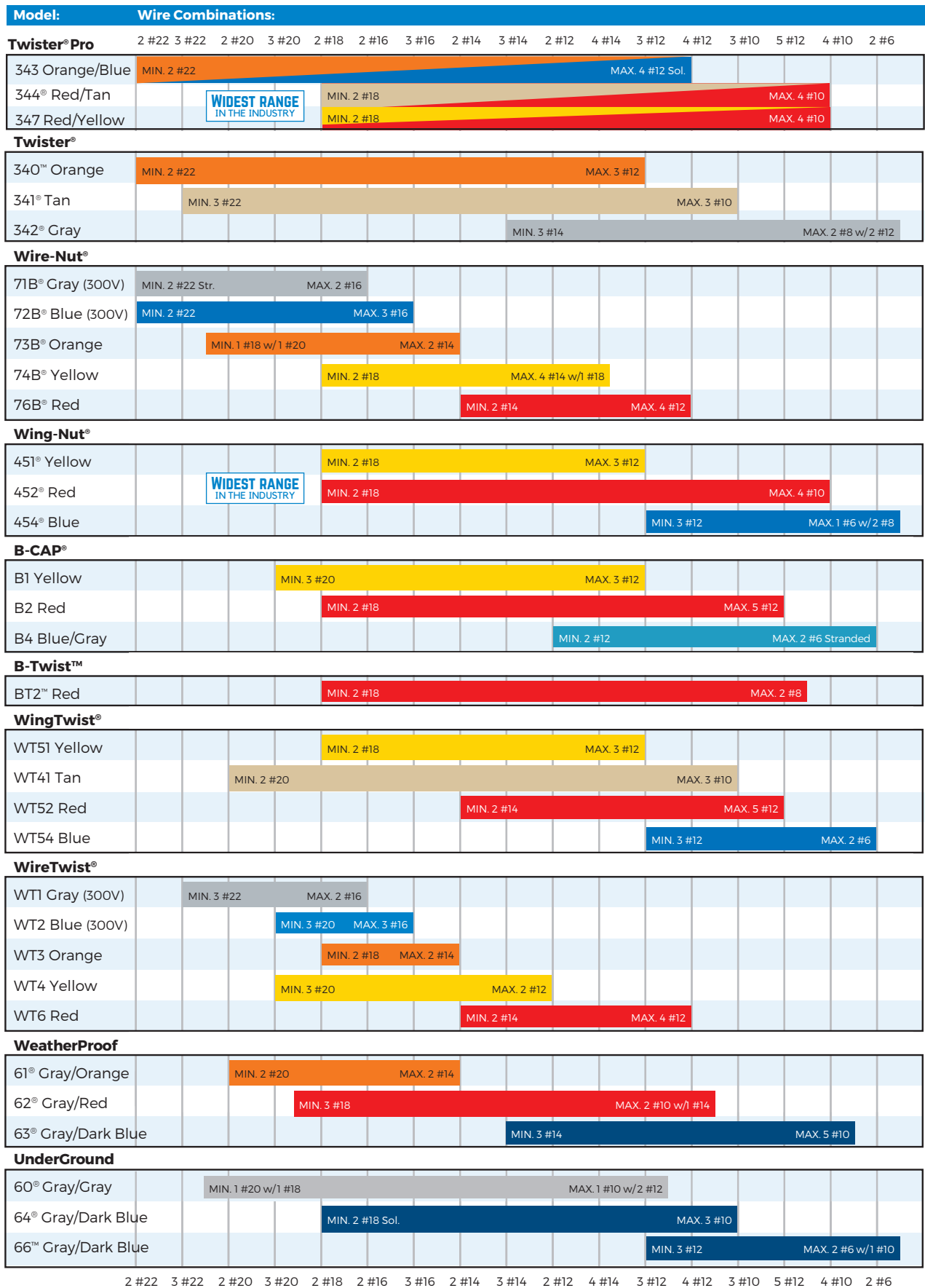


Twister® Al/Cu Wire Connectors - Al/Cu Connections

The only twist-on connector for aluminum-to-copper connections. The specially formulated anti-oxidant compound prevents oxidation on aluminum conductors for improved conductivity and cooler connections. UL Listed and CSA Certified for aluminum-to-copper connections.



WIRE RANGE CHART



2 #22 3 #22 2 #20 3 #20 2 #18 2 #16 3 #16 2 #14 3 #14 2 #12 4 #14 3 #12 4 #12 3 #10 5 #12 4 #10 2 #6

Wire-Nut® Wire Connectors

The American Classic Since 1928

- Fixed square spring for a secure hold
- Refined range to handle all common applications
- Positive grip shell that is perfect to twist-on with fingers
- Excellent for fine stranded wire applications
- UL Listed to 105°C (221°F)



| Model | Color | Wire Combination Range | Wire Combination Range (mm) | Quantity | Part No. |
|-------|--------|---|---|------------------|----------------|
| 71B® | Gray | 300V 22 to 16 AWG Min. 2 #22 Str. – Max. 2 #16 | 300V ,34mm ² to 1,5mm ² Min. 2-.34mm ² Max. 3-1,5mm ² | Box of 100 | 30-071 |
| | | | | Carton of 1,000 | 30-171 |
| | | | | Barrel of 25,000 | 30-271 |
| 72B® | Blue | 300V 22 to 14 AWG Min. 2 #22 – Max. 3 #16 | 300V ,34mm ² to 2,5mm ² Min. 2-.34mm ² Max. 3-1,5mm ² | Box of 100 | 30-072 |
| | | | | Carton of 1,000 | 30-172 |
| | | | | Barrel of 10,000 | 30-272 |
| 73B® | Orange | 600V* 22 to 14 AWG Min. 1 #18 w/1 #20 Max. 2 #14 | 600V* ,34mm ² to 2,5mm ² Min. 1-.75mm ² w/1-.50mm ² Max. 4-1,5mm ² w/1-.50mm ² | Barrel of 85,000 | 30-872 |
| | | | | Box of 100 | 30-073 |
| | | | | Jar of 300 | 30-073J |
| 74B® | Yellow | 600V* 18 to 12 AWG Min. 2 #18 Max. 4 #14 w/1 #18 | 600V* ,75mm ² to 4,0mm ² Min. 2-.75mm ² Max. 4-2,5mm ² w/1-.75mm ² | Carton of 1,000 | 30-173 |
| | | | | Bag of 500 | 30-273 |
| | | | | Barrel of 10,000 | 30-673 |
| 76B® | Red | 600V* 18 to 6 AWG Min. 2 #14 Max. 4 #12 | 600V* ,75mm ² to 16,0mm ² Min. 2-2,5mm ² Max. 2-4,0mm ² | Barrel of 50,000 | 30-873 |
| | | | | Box of 100 | 30-074 |
| | | | | Jar of 175 | 30-074J |
| 74B® | Yellow | 600V* 18 to 12 AWG Min. 2 #18 Max. 4 #14 w/1 #18 | 600V* ,75mm ² to 4,0mm ² Min. 2-.75mm ² Max. 4-2,5mm ² w/1-.75mm ² | Bag of 500 | 30-274 |
| | | | | Carton of 1,000 | 30-174 |
| | | | | Barrel of 5,000 | 30-674 |
| 76B® | Red | 600V* 18 to 6 AWG Min. 2 #14 Max. 4 #12 | 600V* ,75mm ² to 16,0mm ² Min. 2-2,5mm ² Max. 2-4,0mm ² | Barrel of 35,000 | 30-874 |
| | | | | Box of 100 | 30-076 |
| | | | | Jar of 150 | 30-076J |
| 76B® | Red | 600V* 18 to 6 AWG Min. 2 #14 Max. 4 #12 | 600V* ,75mm ² to 16,0mm ² Min. 2-2,5mm ² Max. 2-4,0mm ² | Bag of 250 | 30-276 |
| | | | | Carton of 1,000 | 30-176 |
| | | | | Barrel of 15,000 | 30-876 |

*1,000V maximum in fixtures and signs

High-Temp Wire-Nut® Wire Connectors

All of the same features as the Wire-Nut® Wire Connector, plus:

- Black, thermoplastic shell designed to withstand extreme heat build-up found in high-wattage light fixtures and signs
- UL Listed to 150°C (302°F)



| Model | Color | Wire Combination Range | Wire Combination Range (mm) | Quantity | Part No. |
|-------|-------|---|--|------------------|----------------|
| 71B® | Black | 300V 22 to 16 AWG Min. 2 #22 Str – Max. 2 #16 | 300V ,34mm ² to 1,5mm ² Min. 2-.34mm ² – Max. 2-1,5mm ² | Box of 100 | 30-3627 |
| | | | | Carton of 1,000 | 30-151 |
| | | | | Barrel of 25,000 | 30-251 |
| 72B® | Black | 300V 22 to 14 AWG Min. 2 #22 – Max. 3 #16 | 300V ,34mm ² to 2,5mm ² Min. 2-.34mm ² – Max. 3-1,5mm ² | Box of 100 | 30-3628 |
| | | | | Carton of 1,000 | 30-152 |
| | | | | Barrel of 10,000 | 30-252 |
| 73B® | Black | 600V* 22 to 14 AWG Min. 1 #18 w/1 #20 - Max. 2 #14 | 600V* ,34mm ² to 2,5mm ² Min. 1-.75mm ² – Max. 4-1,5mm ² w/1-.50mm ² | Box of 100 | 30-3629 |
| | | | | Carton of 1,000 | 30-153 |
| | | | | Barrel of 10,000 | 30-253 |
| 59B™ | Black | 600V* 22 to 12 AWG Min. 2 #20 – Max. 3 #14 | 600V* ,34mm ² to 4,0mm ² Min. 2-.5mm ² – Max. 3-2,5mm ² | Barrel of 50,000 | 30-803 |
| | | | | Box of 100 | 30-059 |
| | | | | Carton of 1,000 | 30-159 |
| 59B™ | Black | 600V* 22 to 12 AWG Min. 2 #20 – Max. 3 #14 | 600V* ,34mm ² to 4,0mm ² Min. 2-.5mm ² – Max. 3-2,5mm ² | Barrel of 5,000 | 30-259 |

*1,000V maximum in fixtures and signs

Wing-Nut® Wire Connectors

High-Leverage Wing

- Contoured wing profile provides extra leverage for superior torque
- Expanding, live-action spring expands to accommodate a wide range of wire sizes and combinations
- Co-polymer shell expands for smooth, progressive tightening providing dependable connections
- Removable for repeat usage on same size or larger combinations
- Tough, UL94V-2 flame retardant shell rated at 105°C (221°F)



| Model | Color | Wire Combination Range | Wire Combination Range (mm) | Quantity | Part No. |
|-------|--------|--|--|------------------|----------------|
| 451° | Yellow | 600V* 18 to 10 AWG Min. 2 #18 - Max. 3 #12 | 600V* .75mm ² to 6,0mm ² Min. 2-.75mm ² - Max. 3-4,0mm ² | Box of 100 | 30-451 |
| | | | | Jar of 225 | 30-451J |
| | | | | Carton of 1,000 | 30-551 |
| | | | | Jar of 500 | 30-651J |
| | | | | Bag of 500 | 30-651 |
| | | | | Barrel of 35,000 | 30-851 |
| 452° | Red | 600V* 18 to 8 AWG Min. 2 #18 - Max. 4 #10 (Widest range in the Industry!) | 600V* .75mm ² to 10,0mm ² Min. 2-.75mm ² - Max. 4-6,0mm ² | Box of 100 | 30-452 |
| | | | | Jar of 300 | 30-452J |
| | | | | Carton of 1,000 | 30-552 |
| | | | | Jar of 500 | 30-652J |
| | | | | Bag of 500 | 30-652 |
| | | | | Barrel of 25,000 | 30-852 |
| 454° | Blue | 600V* 14 to 6 AWG Min. 3 #12 - Max. 1 #6 w/2 #8 | 600V* 2,5mm ² to 16,0mm ² Min. 3-4,0mm ² - Max. 2-16,0mm ² w/1-4,0mm ² | Box of 25 | 30-454 |
| | | | | Carton of 250 | 30-554 |
| | | | | Bag of 100 | 30-654 |

*1,000V maximum in fixtures and signs

Greenie® Grounding Wire Connectors

- Designed for making ground connections and bonding non-metallic sheathed cable
- Contoured wings for superior leverage
- Live-action, square-wire spring provides quality grounding connections
- Tough, UL 94V-2 flame-retardant shell rated at 105°C (221°F)
- UL 486C & UL 467 Listed



| Model | Color | Wire Combination Range | Wire Combination Range (mm) | Quantity | Part No. |
|-------|-------|---|---|------------------|----------------|
| 92° | Green | 14 to 10 AWG Min. 2 #14 - Max. 4 #12 | 2,5mm ² to 6,0mm ² Min. 2-2,5mm ² Max. 2-4,0mm ² w/1-2,5mm ² | Box of 100 | 30-092 |
| | | | | Jar of 150 | 30-092J |
| | | | | Bag of 500 | 30-292 |
| | | | | Carton of 1,000 | 30-192 |
| | | | | Barrel of 25,000 | 30-992 |

Greenie® Grounding Connector fully meets the intent of the NEC and specifically aids in compliance with the following:

ARTICLE 250: GROUNDING

250-146 Connecting Receptacle Grounding Terminal to Box

250-148 Continuity and Attachment of Equipment Grounding Conductors to Boxes

- (B) Grounding continuity
- (D) Nonmetallic boxes

See Page A-17 for more IDEAL Grounding Products.

Twister® Wire Connectors - Preferred Choice for Residential Jobs

Comfortable Swept Wing

- Swept wings for more comfort, extra leverage, and less effort on large combinations
- Expanding, live-action spring supports a wide range of common wiring configurations
- Polypropylene shell expands for smooth, progressive tightening providing dependable connections
- Hexagonal shape accommodates standard nut driver for easy installation
- Quick take-up on even the toughest combinations, including solid-to-stranded
- UL Listed to 105°C (221°F)



Cu/Cu Only



| Model | Color | Wire Combination Range | Wire Combination Range (mm) | Quantity | Part No. |
|-------|--------|---|--|------------------|----------------|
| 340™ | Orange | 600V* 22 to 10 AWG Min. 2 #22 - Max. 3 #12 | 600V* .34mm ² to 4,0mm ² Min. 2-.34mm ² - Max. 3-4,0mm ² | Box of 100 | 30-340 |
| | | | | Jar of 500 | 30-640J |
| | | | | Barrel of 35,000 | 30-840 |
| 341° | Tan | 600V* 22 to 8 AWG Min. 3 #22 - Max. 3 #10 | 600V* .34mm ² to 10,0mm ² Min. 3-.34mm ² - Max. 3-6,0mm ² | Box of 100 | 30-341 |
| | | | | Jar of 750 | 30-341J |
| | | | | Carton of 1,000 | 30-541 |
| | | | | Bag of 500 | 30-641 |
| | | | | Jar of 500 | 30-641J |
| | | | | Barrel of 25,000 | 30-841 |
| 342° | Gray | 600V* 18 to 6 AWG Min. 3 #14 - Max. 2 #8 w/2 #12 | 600V* .75mm ² to 10,0mm ² Min. 3-2,5mm ² - Max. 2-10,0mm ² w/2-4,0mm ² | Box of 50 | 30-342 |
| | | | | Bag of 250 | 30-642 |
| | | | | Barrel of 15,000 | 30-842 |

*1,000V maximum in fixtures and signs

Twister® Pro Wire Connectors

Widest Wire Range

- Widest Wire Range of any multi-colored wire connectors in the industry
- Models 343 & 347 flexible skirt provides improved protection and adapts to tightly fit electrical boxes with limited space
- Swept wing design with SureGrip™ overmold offers greater comfort, leverage, and torque for faster connections
- Expanding square-wire spring and polypropylene shell deliver a secure connection every time
- Tough, UL 94V-2 flame-retardant shell



Cu/Cu Only



| Model | Color | Wire Combination Range | Wire Combination Range (mm) | Quantity | Part No. |
|-------|-------------|--|--|------------------|-----------------|
| 343 | Orange/Blue | 600V* 22 to 12 AWG Min. 2 #22 - Max. 4 #12 Sol. WIDEST RANGE in the Industry of any other Orange/Blue connector. | 600V* .34mm ² to 4,0mm ² Min. 2 - .34mm ² Max. 4 - 4,0mm ² | Box of 100 | 30-343 |
| | | | | Jar of 500 | 30-643J |
| | | | | Barrel of 35,000 | 30-843 |
| 344° | Red/Tan | 600V* 22 to 8 AWG Min. 2 #18 - Max. 4 #10 WIDEST RANGE in the Industry! | 600V* .34mm ² to 10,0mm ² Min. 2 - .75mm ² Max. 4,0 - 6,0mm ² | Box of 50 | 30-144 |
| | | | | Jar of 250 | 30-244J |
| | | | | Jar of 500 | 30-644J |
| | | | | Barrel of 20,000 | 30-944 |
| 347 | Red/Yellow | 1000V 22 to 8 AWG Min. 2 #18 - Max. 4 #10 WIDEST RANGE in the industry! | 1000V .34mm ² to 10,0mm ² Min. 2 .75mm ² Max. 4,0 - 6,0mm ² | Box of 50 | 30-1047 |
| | | | | Bag of 250 | 30-347 |
| | | | | Jar of 500 | 30-1347J |
| | | | | Barrel of 15,000 | 30-747 |

*1,000V maximum in fixtures and signs

WeatherProof Wire Connectors

Above Grade (Ground) Use



- 100% Silicone-based sealant protects against moisture and corrosion
- UL Listed to 486G Sealed Twist-On Wire Connector for use in damp/wet locations or above-grade applications
- Easy to apply, pre-filled twist-on wire connectors
- Swept-wing design is built for comfort and efficiency
- Eliminates the need for heat-shrink or excessive taping
- Tough, UL 94V-2 flame-retardant shell rated at 105°C (221°F)



UnderGround Wire Connectors

Below Grade (Ground) Use



- 100% Silicone-based sealant protects against moisture and corrosion
- UL Listed to 486G Sealed Twist-On Wire Connector for use in damp/wet locations or direct burial/below-grade applications
- Easy to apply, pre-filled twist-on wire connectors
- Expanding, live-action square-wire spring for fast, secure and long-lasting connections
- Deep skirt provides superior moisture resistance to protect connections
- Tough, UL 94V-2 flame-retardant shell rated at 105°C (221°F)
- Tested to meet UL 486D section 9.5, Direct Burial sequence.



| WeatherProof Wire Connectors | | | | | |
|------------------------------|---------------|---|--|-----------------|-----------------|
| Model | Color | Wire Combination Range | Wire Combination Range (mm) | Quantity | Part No. |
| 61° | Gray/Orange | 600V* 22 to 14 AWG Min. 2 #20 - Max. 2 #14 | 600V* .34mm ² to 4.0mm ² Min. 2-.5mm ² - Max. 2-2.5mm ² | Card of 25 | 30-1161 |
| | | | | Jar of 150 | 30-1261J |
| | | | | Carton of 1,000 | 30-1361 |
| 62° | Gray/Red | 600V* 18 to 8 AWG Min. 3 #18 - Max. 2 #10 w/1 #14 | 600V* .75mm ² to 10.0mm ² Min. 2-1.5mm ² Sol. - Max. 2-6.0mm ² | Card of 20 | 30-1162 |
| | | | | Jar of 100 | 30-1262J |
| | | | | Carton of 1,000 | 30-1362 |
| 63° | Gray/Dk. Blue | 600V* 16 to 6 AWG Min. 3 #14 - Max. 5 #10 | 600V* 1.5mm ² to 16.0mm ² Min. 3-2.5mm ² Sol. - Max. 5-6.0mm ² | Card of 15 | 30-1163 |
| | | | | Jar of 50 | 30-1263J |
| | | | | Carton of 1,000 | 30-1363 |
| UnderGround Wire Connectors | | | | | |
| Model | Color | Wire Combination Range | Wire Combination Range (mm) | Quantity | Part No. |
| 60° | Gray/Gray | 600V* 20 to 10 AWG Min. 1 #20 w/1 #18 Max. 1 #10 w/2 #12 | 600V* .5mm ² to 6.0mm ² Min. 1-.5mm ² w/1.75mm ² Max. 1-6.0mm ² w/2-4.0mm ² | Card of 25 | 30-1160 |
| | | | | Box of 100 | 30-1260 |
| 64° | Gray/Dk. Blue | 600V* 18 to 8 AWG Min. 2 #18 Sol. - Max. 3 #10 | 600V* .75mm ² to 10.0mm ² Min. 2-.75mm ² Sol. - Max. 3-6.0mm ² | Box of 50 | 30-1264 |
| 66™ | Gray/Dk. Blue | 600V* 14 to 6 AWG Min. 3 #12 - Max. 2 #6 w/1 #10 | 600V* 2.5mm ² to 16.0mm ² Min. 3-4.0mm ² Sol. - Max. 2-16.0mm ² w/1-6.0mm ² | Box of 50 | 30-1066 |

*1,000V maximum in fixtures and signs

WeatherProof & UnderGround Wire Connector Combo Packs



| Combination Packages | | | |
|----------------------|---|--------------------|----------------|
| Model | Color | Quantity | Part No. |
| 61°/62° | Gray/Orange · Gray/Red WeatherProof Wire Connectors | Card of 10 (5 ea.) | 30-6162 |
| 60°/64° | Gray/Gray · Gray/Dk. Blue UnderGround Wire Connectors | Card of 10 (5 ea.) | 30-6064 |


*1,000V maximum in fixtures and signs

WARNING: One time use only. Do not reuse connector.

Twister® Al/Cu Wire Connectors

Al/Cu Connections

- Only aluminum-to-copper twist-on connector specifically designed to provide a secure connection while preventing aluminum corrosion
- Pre-filled antioxidant compound prevents oxidation of aluminum conductors
- Patent swept wings and hexagonal head for easy installation by hand or with standard nut driver
- Live-action, square-wire spring expands and contracts with aluminum wire
- Entry-cap retains corrosion-resistant compound
- Tough, UL 94V-2 flame-retardant shell rated at 105°C (221°F)
- Complies with N.E.C. Section #110-14(b) for aluminum-to-copper connections; UL Listed to 486C and CSA Certified to C22.2 #188



Wire Connector
774A

Wire Connector
also listed as
grounding
equipment



| Model | Color | Wire Combination Ranges | | Quantity | Part No. |
|-------|--------|---|---------------------------|-----------------|---------------|
| 65 | Purple | 1 #10 Al solid w/1 or 2 #10 Cu solid | 1 #12 Al w/1 or 2 #14 Cu | Card of 2 | 30-065 |
| | | 1 #10 Al w/1 or 2 #12 Cu | 2 #12 Al solid w/1 #14 Cu | Card of 10 | 30-765 |
| | | 2 #10 Al solid w/1 #12 Cu | 1 #10 Al w/1 or 2 #18 Cu | Card of 25 | 30-165 |
| | | 1 #10 Al w/1 or 2 #14 Cu | 2 #10 Al solid w/1 #18 Cu | Box of 100 | 30-265 |
| | | 2 #10 Al solid w/1 #14 Cu | 1 #12 Al w/1 or 2 #16 Cu | Carton of 1,000 | 30-365 |
| | | 2 #12 Al solid w/1 #10 Cu | 2 #12 Al solid w/1 #16 Cu | | |
| | | 1 #12 Al solid w/1 or 2 #10 Cu | 1 #10 Al w/1 or 2 #16 Cu | | |
| | | 1 #12 Al stranded w/1 or 2 #10 Cu solid | 2 #10 Al solid w/1 #16 Cu | | |
| | | 1 #12 Al w/1 or 2 #12 Cu | 1 #12 Al w/1 or 2 #18 Cu | | |
| | | 2 #12 Al solid w/1 #12 Cu | 2 #12 Al solid w/1 #18 Cu | | |

600V maximum building wire; 1,000V signs or light fixtures

Use only on Aluminum to Copper (Al/Cu) or Copper to Copper (Cu/Cu) wire combinations. When using with Al/Cu (intermixed - dry locations) combinations with Copper Clad Aluminum (CCA) conductors, the aluminum conductor can be replaced with the Copper Clad Aluminum substituted in the combinations listed above. One time use only. Do not reuse connector.

For a complete listing of UL approved wire combinations, visit us at idealind.com

B-CAP® Wire Connectors

Low-Profile Fin

- Low profile design gets into tight spaces and hard-to-reach spots comfortably
- Slim, classic fins offer a secure grip for extra leverage and easy installation
- Live-action spring expands to accept wire shape and size with no pre-twisting
- Unique, space-saving profile is perfect for “old work” or shallow boxes
- Tough, UL 94V-2 flame-retardant shell rated at 105°C (221°F)
- Green-B® designed for making ground connections and bonding non-metallic sheathed cable
- Model BGR is UL 486C & UL 467 Listed



| Model | Color | Wire Combination Range | Wire Combination Range (mm) | Quantity | Part No. |
|------------|-----------|---|--|------------------|-----------------|
| B1 | Yellow | 600V* 22 to 10 AWG Min. 3 #20 - Max. 3 #12 | 600V* .34mm ² to 6.0mm ² Min. 3-.5mm ² - Max. 3-4.0mm ² | Box of 100 | B1-1 |
| | | | | Jar of 250 | B1-250JR |
| | | | | Jar of 500 | B1-500JR |
| | | | | Bag of 500 | B1-B |
| | | | | Barrel of 25,000 | B1-SK |
| B2 | Red | 600V* 22 to 8 AWG Min. 2 #18 - Max. 5 #12 | 600V* .34mm ² to 10.0mm ² Min. 2-.75mm ² - Max. 5-4.0mm ² | Box of 100 | B2-1 |
| | | | | Jar of 350 | B2-350JR |
| | | | | Jar of 500 | B2-500JR |
| | | | | Bag of 500 | B2-B |
| | | | | Barrel of 25,000 | B2-SK |
| B4 | Blue-Gray | 600V* 14 to 6 AWG Min. 2 #12 - Max. 2 #6 Stranded | 600V* 2.5mm ² to 16.0mm ² Min. 2-4.0mm ² - Max. 2-16.0mm ² | Box of 25 | B4-1 |
| | | | | Carton of 250 | B4-B |
| BGR | Green | 14 to 10 AWG Min. 2 #14 - Max. 5 #12 | 2.5mm ² to 6.0mm ² Min. 2-2.5mm ² - Max. 5-4.0mm ² | Box of 50 | BGR-1 |
| | | | | Carton of 250 | BGR-B |

*1,000V maximum in fixtures and signs

B-TWIST™ Wire Connectors

Long, Swept Wing, Fast-Start Spring

- All-in-one connector with wide red/yellow range from 2 #18 to 2 #8
- Rounded dial-top with vertical ribs provides fast fingertip starts
- Connection comes to torque quickly to get the job done efficiently
- Long swept-wings improve comfort and torque
- Wide, expanding spring makes for easy starts on even the largest combinations
- Tough, UL 94V-2 flame-retardant shell rated at 105°C (221°F)



| Model | Color | Wire Combination Range | Wire Combination Range (mm) | Quantity | Part No. |
|-------------|-------|--|---|------------------|------------------|
| BT2™ | Red | 600V* 18 to 8 AWG Min. 2 #18 - Max. 2 #8 | 600V* .75mm ² to 10mm ² Min. 2-.75mm ² - Max. 1-8.0mm ² w/2-6.0mm ² | Box of 100 | BT2-1 |
| | | | | Jar of 500 | BT2-500JR |
| | | | | Barrel of 25,000 | BT2-SK |

*1,000V maximum in fixtures and signs

For a complete listing of UL approved wire combinations, visit us at idealind.com

WireTwist® Wire Connectors

Fixed Spring



- Positive grip shell design for fast, easy installation
- Fixed, square-wire spring creates secure connections
- Deep skirt protects against flash-over
- Tough, UL 94V-2 flame-retardant shell (105°C/221°F)



Cu/Cu Only



| Model | Color | Wire Combination Range | Wire Combination Range (mm) | Quantity | Part No. |
|-------|--------|--|---|------------------|----------|
| WT1 | Gray | 300V 22 to 14 AWG Min. 3 #22 - Max. 2 #16 | 300V .34mm ² to 2,5mm ² Min. 3-.34mm ² - Max. 2-1,5mm ² | Box of 100 | WT1-1 |
| | | | | Bag of 500 | WT1-B |
| WT2 | Blue | 300V 22 to 14 AWG Min. 3 #20 - Max. 3 #16 | 300V .34mm ² to 2,5mm ² Min. 3-.50mm ² - Max. 3-1,5mm ² | Box of 100 | WT2-1 |
| | | | | Bag of 500 | WT2-B |
| | | | | Barrel of 50,000 | WT2-SK |
| WT3 | Orange | 600V* 22 to 14 AWG Min. 2 #18 - Max. 2 #14 | 600V* .34mm ² to 2,5mm ² Min. 2-.75mm ² - Max. 2-2,5mm ² | Box of 100 | WT3-1 |
| | | | | Bag of 500 | WT3-B |
| | | | | Barrel of 50,000 | WT3-SK |
| WT4 | Yellow | 600V* 22 to 10 AWG Min. 3 #20 - Max. 2 #12 | 600V* .75mm ² to 6,0mm ² Min. 2-.75mm ² - Max. 2-4,0mm ² | Box of 100 | WT4-1 |
| | | | | Bag of 500 | WT4-B |
| WT6 | Red | 600V* 20 to 8 AWG Min. 2 #14 - Max. 4 #12 | 600V* .50mm ² to 10,0mm ² Min. 2-2,5mm ² - Max. 4-4,0mm ² | Box of 100 | WT6-1 |
| | | | | Bag of 250 | WT6-B |

*1,000V maximum in fixtures and signs

WingTwist® Wire Connectors

Contoured Spring

- Contoured wing design provides enhanced torque
- Expanding, square-wire spring creates secure connections
- Wide, deep skirt opening accommodates a variety of wire combinations
- Tough, UL 94V-2 flame retardant shell (105°C/221°F)
- Model WGR is UL 486C & UL 467 Listed.



Cu/Cu Only



| Model | Color | Wire Combination Range | Wire Combination Range (mm) | Quantity | Part No. |
|-------|--------|--|--|------------------|------------|
| WT51 | Yellow | 600V* 18 to 10 AWG Min. 2 #18 - Max. 3 #12 | 600V* .75mm ² to 6,0mm ² Min. 2-.75mm ² - Max. 3-4,0mm ² | Box of 100 | WT51-1 |
| | | | | Bag of 500 | WT51-B |
| | | | | Jar of 500 | WT51-500JR |
| | | | | Barrel of 25,000 | WT51-SK |
| WT41 | Tan | 600V* 22 to 10 AWG Min. 2 #20 - Max. 3 #10 | 600V* .34mm ² to 6,0mm ² Min. 2-0,5mm ² - Max. 3-6,0mm ² | Box of 100 | WT41-1 |
| | | | | Bag of 500 | WT41-B |
| | | | | Jar of 500 | WT41-500JR |
| | | | | Barrel of 25,000 | WT41-SK |
| WT52 | Red | 600V* 18 to 10 AWG Min. 2 #14 - Max. 5 #12 | 600V* .75mm ² to 6,0mm ² Min. 2-2,5mm ² - Max. 5-4,0mm ² | Box of 100 | WT52-1 |
| | | | | Bag of 500 | WT52-B |
| | | | | Jar of 500 | WT52-500JR |
| | | | | Barrel of 25,000 | WT52-SK |
| WT54 | Blue | 600V* 14 to 6 AWG Min. 3 #12 - Max. 2 #6 | 600V* 2,5mm ² to 16,0mm ² Min. 3-4,0mm ² - Max. 2-16,0mm ² | Box of 50 | WT54-1 |
| | | | | Bag of 100 | WT54-B |
| WGR | Green | 14 to 10 AWG Min. 2 #14 - Max. 5 #12 | 2,5mm ² to 6,0mm ² Min. 2-2,5mm ² - Max. 5-4,0mm ² | Box of 50 | WGR-1 |
| | | | | Carton of 250 | WGR-B |

*1,000V maximum in fixtures and signs

For a complete listing of UL approved wire combinations, visit us at idealind.com

Combination WingTwist®/WireTwist® Wire Connectors



- Kit Contains:
 - WT1 WireTwist® Wire Connector, Gray, (Qty. 100)
 - WT2 WireTwist® Wire Connector, Blue, (Qty. 100)
 - WT3 WireTwist® Wire Connector, Orange, (Qty. 100)
 - WT4 WireTwist® Wire Connector, Yellow, (Qty. 100)
 - WT6 WireTwist® Wire Connector, Red, (Qty. 25)
 - WT41 WingTwist® Wire Connector, Tan, (Qty. 60)
 - WT51 WingTwist® Wire Connector, Yellow, (Qty. 100)
 - WT52 WingTwist® Wire Connector, Red, (Qty. 25)
 - WT54 WingTwist® Wire Connector, Blue, (Qty. 10)
 - Reusable case



| Description | Quantity | Part No. |
|--|----------|----------------|
| WireTwist®/WingTwist® Wire Connector Combination Kit | 620 pcs. | 30-2091 |

Spin-Twist® Wire Connector Socket

- Speeds installation of IDEAL® and Buchanan Wire Connectors
- For use with electric corded or cordless drill drivers
- 1/4 in. chuck fits most drills or drive sockets



| Description | Part No. |
|---|---------------|
| For Connector Models: Wire-Nut® (Models 74B® & 76B® only), Wing-Nut®, Twister®, Twister® Pro, Twister® ProFLEX™, Twister® ProFLEX™ Mini, B-CAP®, WireTwist® (WT4 & WT6 models) & WingTwist® Wire Connectors | 30-902 |

IDEAL Wire connectors are available in:

Barrels

For really big jobs when you can't afford to run out of connectors.



Store N' Pour™ Jars

Easy-pour design keeps connectors clean and your shelf organized.



360° Zipper Bags

These bags are convenient, re-closeable and stand-up on the job.



Boxes

For small jobs at hand, just grab a box.




PUSH-IN WIRE CONNECTORS

In-Sure® Push-In Wire Connectors

If it's IDEAL, it's a quality connector – and the In-Sure® Push-In Wire Connector is no exception. Color-coded, the clear polycarbonate housing allows for visual verification of every connection. The ergonomic design of the In-Sure® is easier to grip which means more comfortable push-in type connections.

Perfect for OEM lighting manufacturing, prefabricated wiring systems, and any other branch circuit wiring applications where a traditional twist-on wire connector would be used. Simply push the wire in – the low insertion force makes it easy. UL Listed, CSA Certified and rated to 600V and 105°C, the In-Sure® Push-In Wire Connector saves time and improves productivity while perfecting connections.

GREAT
FOR
RESIDENTIAL
APPLICATIONS



Stainless steel inserts restrict pull out

Visual verification of connection

Tin-plated copper bus system

Check port for continuity testing


Color-coded for easy identification

SpliceLine® In-Line Wire Connectors

The SpliceLine® In-Line Wire Connector is a revolutionary in-line wire connector that utilizes patented push-in technology in a unique design to provide a crimp-free, solderless butt splice faster and easier. The 2-port model supports a wide range of either stranded or solid wires, allowing one connector to cover the same range as three traditional butt splices.

The end-to-end connection of SpliceLine® is a great solution for today's pre-fab operations and also makes it perfect for lengthening short wires in tight spaces. It easily passes through ½ in. knockouts and the transparent polycarbonate allows for visual inspection, providing a secure connection every time.


75%
FASTER
THAN BUTT SPLICES
NO MORE
CRIMPING



In-Sure® Push-In Wire Connectors

Strip. Push. Connect.

- No-twist, push-in design reduces repetitive motion fatigue
- Low insertion force for fast and easy connections
- Compact size makes installation easy
- Clear shell gives visual verification of connection
- Tough, UL 94V-2 flame-retardant shell rated at 105°C (221°F)
- Models 32, 33, 34 and 39 Listed for UL 467
Models 32, 33, 34 are CE listed
Models 87, 88, 90 are CE Listed



| Model | Color | Ports | Amp Rating | Wire Range | Quantity | Part No. |
|-------|--------|-----------|------------|--|-----------------|-----------------|
| 32 | Red | 2 | 20 Amp | | Box of 100 | 30-1032 |
| | | | | | Jar of 300 | 30-1032J |
| | | | | | Box of 5,000 | 30-1632 |
| 33 | Orange | 3 | 20 Amp | Solid: 20 - 12 AWG Stranded: 16 - 12 AWG (≤19 str.) 18 AWG (7 Strand) Stranded (Tin Bonded): 18 - 14 AWG (≤19 str.) | Box of 100 | 30-1033 |
| | | | | | Jar of 250 | 30-1033J |
| | | | | | Box of 5,000 | 30-1633 |
| 34 | Yellow | 4 | 20 Amp | | Box of 100 | 30-1034 |
| | | | | | Jar of 200 | 30-1034J |
| | | | | | Box of 5,000 | 30-1634 |
| 87 | Gray | 5 | 20 Amp | | Jar of 150 | 30-087J |
| | | | | | Carton of 1,000 | 30-187 |
| | | | | | Box of 3,000 | 30-687 |
| 88 | Blue | 6 Stacked | 20 Amp | Solid: 20 - 12 AWG Stranded: 16 - 14 AWG (≤19 str.) 18 AWG (7 Strand) Stranded (Tin Bonded): 18 - 14 AWG (≤19 str.) | Jar of 100 | 30-088J |
| | | | | | Carton of 1,000 | 30-188 |
| | | | | | Box of 2,500 | 30-688 |
| 90 | Black | 8 | 20 Amp | | Jar of 100 | 30-090J |
| | | | | | Carton of 1,000 | 30-190 |
| | | | | | Box of 2,000 | 30-690 |
| 39 | Blue | 3 | 30 Amp | Solid: 14 - 10 AWG Stranded: 12 - 10 AWG (≤19 str.) Stranded (Tin Bonded): 14 - 10 AWG (≤19 str.) | Box of 50 | 30-1039 |
| | | | | | Jar of 150 | 30-1039J |

COPPER TO COPPER ONLY. Do not use on aluminum. Temperature rating: 105°C (221°F) maximum. 600V maximum building wire, 1000V maximum signs or lighting fixtures.

SpliceLine® In-Line Wire Connectors

- Faster alternative to traditional butt splices
- Crimp-free, solderless push-in butt splice
- Slim design fits through 1/2 in. knockout
- Perfect for lengthening wire
- Transparent polycarbonate housing for visual inspection of connection
- Listed for UL 467




SpliceLine®



| Model | Color | Rating | Wire Range | Quantity | Part No. |
|-------|--------|-------------------|---|--------------|-----------------|
| 42 | Orange | 600V/20A 105°C | Solid: 20-12 AWG Stranded: 16-12 AWG (≤19 str.) Stranded Tin-Bonded: 18-14 AWG (≤19 str.) | Bag of 10 | 30-1342S |
| | | | | Box of 100 | 30-1042 |
| | | | | Jar of 300 | 30-1042J |
| | | | | Box of 2,500 | 30-1642 |

POWERPLUG® LUMINAIRE DISCONNECTS


The IDEAL® PowerPlug® Luminaire Disconnect fully meets the current National Electric Code and Canadian Electric Code for non-residential fluorescent luminaires. The PowerPlug® helps reduce electrical shock hazard during ballast replacement by safely disconnecting hot and neutral ballast wiring. Both halves of PowerPlug® meet UL and CSA finger-probe safety requirements. Advanced push-in technology provides fast, efficient ballast connections resulting in reduced installation time and improved labor savings. The PowerPlug® is available in 2-pole and 3-pole models with options for new installation or ballast retrofitting.



Color-coded ends: ballast side (white) and line side (orange)

PowerPlug® Luminaire Disconnects

- Allows safe disconnect of hot and neutral ballast wiring
- Perfect for new, retrofit or OEM lighting installations
- Push-in technology results in quicker connections, saving time and increasing productivity
- Both halves are “touch-safe” per UL 2459
- Fits through 1/2 in. knockout



Selection Chart

| Application | New Installations | Retrofits |
|---|-------------------|------------|
| For 1-ballast fixtures | 102® | 102®, 182® |
| For 2-ballast, dimming and switching fixtures | 103 | 103, 183 |

| Model | Color | Electrical Rating | Line Side | Ballast Side | Quantity | Part No. |
|------------------------|--------|-----------------------|--|--|-----------------|-----------------|
| 102® 2-wire | Orange | 6 Amps/600 Volts Max. | Solid: #12 - #18 Stranded: #12 - #14 (≤19 str.) Stranded Tin-Bonded: #12 - #14 (≤19 str.) #16 (≤26 str.) #18 (≤16 str.) | Solid: #12 - #18 Stranded: #12 - #14 (≤19 str.) Stranded Tin-Bonded: #12 - #14 (≤19 str.) #16 (≤26 str.) #18 (≤16 str.) | Card of 25 | 30-372 |
| | | | | | Jar of 75 | 30-382J |
| | | | | | Jar of 150 | 30-352J |
| | | | | | Box of 1,000 | 30-102 |
| 103 3-Wire | Orange | 6 Amps/600 Volts Max. | Solid: #12 - #18 Stranded: #12 - #14 (≤19 str.) Stranded Tin-Bonded: #12 - #14 (≤19 str.) #16 (≤26 str.) #18 (≤16 str.) | Solid: #18 Stranded: None Stranded Tin-Bonded: #18 (≤16 str.) | Card of 20 | 30-383X |
| | | | | | Jar of 100 | 30-353XJ |
| | | | | | Box of 1,000 | 30-103X |
| 182® 2-Wire | Orange | 3 Amps/600 Volts Max. | Solid: #18 | Solid: #18 | Box of 100 | 30-082 |
| | | | | | Box of 1,000 | 30-682L |
| | | | | | Carton of 2,500 | 30-682M |
| | | | | | Carton of 2,500 | 30-682F |
| 183 3-Wire | Orange | 3 Amps/600 Volts Max. | Solid: #18 | Solid: #18 | Box of 100 | 30-083 |
| | | | | | Box of 2,500 | 30-683 |

1,000V maximum fixtures and signs.

Basic Lighting Maintenance Kit

- Kit Contains:
 - Wire-Nut® Wire Connectors (25 Model 72B® Blue, 25 Model 73B® Orange)
 - In-Sure® Push-In Wire Connectors (25 Model 33 Orange)
 - SpliceLine® In-Line Wire Connectors (25 Model 42 Orange)
 - PowerPlug® Luminaire Disconnects (30 Model 102® 2-Port, 15 Model 103 3-Port, 50 Model 182® 2-Port)



| Description | Part No. |
|--------------------------------|----------------|
| Basic Lighting Maintenance Kit | 30-2255 |

Lighting Installation Kit

- Kit Contains:
 - Wire-Nut® Wire Connectors (100 Model 72B® Blue)
 - In-Sure® Push-In Wire Connectors (50 Model 33 Orange)
 - PowerPlug® Luminaire Disconnects (30 Model 102® 2-Port, 50 Model 182® 2-Port)
 - 1 Twist-a-Nut™ Screwdriver/Nut Driver (35-908)
 - 1 Reflex™ Super T®-Stripper Wire Stripper (45-615)




| Description | Part No. |
|---------------------------|----------------|
| Lighting Installation Kit | 30-2257 |

GROUNDING PRODUCTS

We've got grounding covered!


Grounding pigtails are designed for a wide variety of grounding applications. The ultra-flexible lead wire and bonding jumpers make fast and efficient pigtailing.

- Convenient for device grounding applications
- Safe, fast and efficient for cost-effective grounding jobs
- Ensures compliance with Article 250 of the National Electrical Code



Greenie® Grounding Wire Connector

- Designed for making ground connections and bonding non-metallic sheathed cable



Stranded


- Heavy-duty fork terminals attach easily to device grounding screw



Solid



Combination



Solid Wire Grounding Tail with Push-In Wire Connector



Screws

- 10-32 x 3/8 in. zinc-plated thread-forming, hole-finding ground screw with combination Slotted, Phillips, Hex and #2 Robertson head. Sold individually or factory-assembled on to pigtails.



**THREAD
FORMING**

Solid Wire Grounding Tails

| Description | Quantity | Part No. |
|---|--------------------|----------------|
| 14 AWG solid, 8 in. tail w/loop & ground screw and stripped end | Bulk pack of 1000 | 30-3390 |
| 12 AWG solid, 6.5 in. tail w/loop & ground screw and stripped end | Bag of 50 | 30-3404 |
| | Bulk pack of 1,000 | 30-3402 |
| 12 AWG solid, 8 in. tail w/loop & ground screw and stripped end | Bag of 50 | 30-3392 |
| | Plastic box of 100 | 30-3399 |

Bulk packs are bundled in quantities of 50.

Stranded Wire Grounding Tails

| Description | Quantity | Part No. |
|---|--------------------|----------------|
| 14 AWG stranded, 8 in. tail w/#10 fork & #10 ring and ground screw | Bag of 25 | 30-3183 |
| 12 AWG stranded, 8 in. tail w/#10 fork & #10 ring and ground screw | Bag of 25 | 30-3184 |
| | Plastic box of 50 | 30-3385 |
| | Bulk pack of 1,000 | 30-3284 |
| 12 AWG stranded, 8 in. tail w/#10 fork & #10 ring (no ground screw) | Bulk pack of 1,000 | 30-3285 |
| 12 AWG stranded, 8 in. tail w/#10 fork & stripped end | Bag of 25 | 30-3480 |

Bulk packs are bundled in quantities of 50.



Combo Grounding Tails

| Description | Quantity | Part No. |
|---|------------|----------------|
| 2-wire combo: 12 AWG solid 8 in. tail, one stripped end, one end w/ground screw; joined to 12 AWG stranded 8 in. tail at a ring terminal, w/fork terminal on second end | Box of 500 | 30-3286 |
| 2-wire combo: 12 AWG stranded 8 in. tail w/#10 ring & ground screw, one stripped-end tail and one #10 fork tail | Bag of 25 | 30-3287 |



Push-Tail™ Grounding Product



| Description | Quantity | Part No. |
|--|---------------|----------------|
| 12 AWG solid, 8 in. tail w/loop and ground screw and 4-port push-in wire connector | Bag of 25 | 30-3415 |
| | Carton of 250 | 30-3414 |



| Description | Quantity | Part No. |
|--|--------------------|----------------|
| 12 AWG solid, 8 in. tail w/loop & ground screw and stripped end | Bulk pack of 1,000 | 30-3496 |
| 12 AWG solid, 10 in. tail w/loop & ground screw and stripped end | Bag of 50 | 30-3410 |
| | Bulk pack of 500 | 30-3394 |
| 12 AWG solid, 12 in. tail w/loop & ground screw and stripped end | Bulk pack of 1,000 | 30-3396 |

Bulk packs are bundled in quantities of 50.




| Description | Quantity | Part No. |
|--|--------------------|----------------|
| 12 AWG stranded, 8 in. tail w/#10 fork & stripped end | Bulk pack of 1,000 | 30-3580 |
| 12 AWG stranded, 8 in. tail w/#10 ring & ground screw and stripped end | Bulk Pack of 1,000 | 30-3201 |
| 12 AWG stranded, 10 in. tail w/#10 fork & #10 ring and ground screw | Bulk pack of 500 | 30-3311 |
| 12 AWG stranded, 12 in. tail w/#10 fork & #10 ring and ground screw | Bulk pack of 1,000 | 30-3413 |

Bulk packs are bundled in quantities of 50.



| Description | Quantity | Part No. |
|---|-----------|----------------|
| 2-wire combo: 12 AWG stranded 8 in. tail w/#10 ring and ground screw and two #10 fork tails | Bag of 25 | 30-3288 |
| 3-wire combo: 12 AWG stranded, 8 in. tail w/#10 ring & ground screw, one stripped-end tail and two #10 fork tails | Bag of 25 | 30-3289 |



Grounding Screws

- 10-32 x 3/8 in. Zinc-plated grounding screws offer a thread-forming, hole-finding feature plus combination hex, Phillips, slotted and Robertson head
- Ensures compliance with Article 250 of NEC.



THREAD FORMING

| Description | Quantity | Part No. |
|--|------------|----------------|
| Thread-forming, hole-finding screw. Combination hex, Phillips, slotted and Robertson head. | Jar of 100 | 30-3594 |
| | Bag of 50 | 30-3194 |

Non-Grounding Stranded Wire Pigtails

- 8 in. 12 AWG Stranded Pigtails – White or Black, #10 Fork and Stripped end



| Description | Quantity | Part No. |
|--|--------------------|----------------|
| 12 AWG stranded, 8 in. tail w/#10 fork and stripped end, white | Bag of 25 | 30-3470 |
| | Bulk pack of 1,000 | 30-3570 |
| 12 AWG stranded, 8 in. tail w/#10 fork and stripped end, black | Bag of 25 | 30-3471 |
| | Bulk pack of 1,000 | 30-3571 |

Bulk packs are bundled in quantities of 50.

Greenie® Grounding Wire Connectors

- Designed for making ground connections and bonding non-metallic sheathed cable
- Contoured wings for superior leverage
- Live-action, square-wire spring provides quality grounding connections
- Tough, UL 94V-2 flame-retardant shell rated at 105°C (221°F)



Ground Connector
951L

Cu/Cu Only



| Model | Color | Wire Combination Range | Wire Combination Range (mm) | Quantity | Part No. |
|------------|-------|---|---|------------|----------------|
| 92° | Green | 14 to 10 AWG Min. 2 #14 – Max. 4 #12 | 2,5mm ² to 6,0mm ² Min. 2-2,5mm ² Max. 2-4,0mm ² w/1-2,5mm ² | Box of 100 | 30-092 |
| | | | | Jar of 150 | 30-092J |
| | | | | Bag of 500 | 30-292 |

WingTwist® Wire Connectors

Contoured Spring

- Contoured wing design provides enhanced torque
- Expanding, square-wire spring creates secure connections
- Wide, deep skirt opening accommodates a variety of wire combinations
- Tough, UL 94V-2 flame retardant shell (105°C/221°F)
- UL 486A listed.



| Model | Color | Wire Combination Range | Wire Combination Range (mm) | Qty. | Part No. |
|------------|-------|---|---|---------------|--------------|
| WGR | Green | 14 to 10 AWG Min. 2 #14 – Max. 5 #12 | 2,5mm ² to 6,0mm ² Min. 2-2,5mm ² – Max. 5-4,0mm ² | Box of 50 | WGR-1 |
| | | | | Carton of 250 | WGR-B |

B-CAP® Wire Connectors

Low-Profile Fin

- Low profile design gets into tight spaces and hard-to-reach spots comfortably
- Slim, classic fins offer a secure grip for extra leverage and easy installation
- Live-action spring expands to accept wire shape and size with no pre-twisting
- Unique, space-saving profile is perfect for “old work” or shallow boxes
- Tough, UL 94V-2 flame-retardant shell rated at 105°C (221°F)
- Designed for making ground connections and bonding non-metallic sheathed cable



| Model | Color | Wire Combination Range | Wire Combination Range (mm) | Quantity | Part No. |
|------------|-------|---|---|---------------|--------------|
| BGR | Green | 14 to 10 AWG Min. 2 #14 – Max. 5 #12 | 2,5mm ² to 6,0mm ² Min. 2-2,5mm ² – Max. 5-4,0mm ² | Box of 50 | BGR-1 |
| | | | | Carton of 250 | BGR-B |

Steel Crimp Connectors



- Designed for making fast, permanent, pressure-type connections
- Long-zinc-plated steel sleeves maximize contact area with conductors
- UL Listed to 486C and CSA Certified to C22.2 #188; comply with Federal Specification W-S-610E
- Temperature rating: 105°C (221°F)

| Model | Wire Combination Range | Quantity | Part No. |
|-------|---|------------------|---------------|
| 410 | 600V 18 - 10 AWG Min. 1 #14 & 1 #18 - Max. 2 #10 & 2 #14 | Bag of 100 | 30-410 |
| | | Carton of 1,000 | 30-510 |
| | | Barrel of 10,000 | 30-610 |
| 411 | 600V 18 - 8 AWG Min. 3 #12 - Max. 4 #10 | Box of 50 | 30-411 |
| | | Carton of 1,000 | 30-511 |
| 412 | 600V 18 - 4 AWG Min. 1 #14 & 1 #16 - Max. 2 #8 & 1 #6 | Box of 50 | 30-412 |
| | | Carton of 1,000 | 30-512 |

IDEAL hand crimp tools UL listed for Models 410, 411, 412: 30-428, 30-429, 30-430.

Wrap-Cap® Insulators



- Provide high dielectric and physical protection for UL Listed, non-insulated pressure-type wire connectors
- Unique design completely covers splice – insulates both around and between wires and eliminates need for tape
- UL Listed to 486C and CSA Certified for 600V maximum building wiring (1,000V maximum for fixtures and signs); temperature rated at 75°C (167°F) maximum.

| Model | Description | Quantity | Part No. |
|-------|--|-----------------|---------------|
| 415 | Insulator for Model 410 Connectors. Can also be used on Buchanan 2006S & 2011S Copper Crimps | Box of 50 | 30-445 |
| | | Carton of 1,000 | 30-515 |
| 417 | Insulator for Model 411 & 412 Connectors. Can also be used on Buchanan 2011S Copper Crimps | Box of 25 | 30-447 |
| | | Carton of 1,000 | 30-517 |



Copper Splice Cap Crimp Connectors



- Designed for making fast, permanent, pressure-type connections
- Solid copper sleeves require less crimping pressure and resist corrosion in harsh environments
- UL 486C Listed and CSA C22.2 #188 Certified; comply with Federal Specification W-S-61D

| Description | Wire Combination Range | Quantity | Part No. |
|------------------------|---|--------------|---------------|
| Copper Crimp Connector | 600V* 18 to 10 AWG Min. 2 #18, - Max. 4 #12 | Bag of 100 | 2006S |
| | | Bag of 1,000 | 2006SB |
| | 600V* 14 to 4 AWG Min. 2 #10 - Max. 2 #6 | Bag of 50 | 2011S |
| | | Bag of 500 | 2011SB |

*1,000V maximum in fixtures and signs.

IDEAL hand crimp tools UL Listed for models 2006S and 2011S: C24, 30-428, 30-429 and 30-430.



Splice Cap Insulators



- Convenient, safe and fast installation
- Snap-on nylon construction
- Rated at 105°C (221°F) – 600V (1,000V maximum in fixtures and signs)

| Description | Quantity | Part No. |
|----------------------------------|--------------|--------------|
| For use on Connector Model 2006S | Box of 100 | 2007 |
| | Bag of 1,000 | 2007B |
| For use on Connector Model 2011S | Box of 50 | 2014 |
| | Bag of 500 | 2014B |



Four-Way Crimp Tool

- Design ensures even compression and reliable connections
- Spring-loaded, cam-actuated plungers
- Fingertip adjustment for two connector sizes



| Description | Part No. |
|--|------------|
| Four-Way Crimp Tool for use with Buchanan 2006S and 2011S Crimp Connectors | C24 |

Pre-Insulated Crimp Connectors



- Compact design fits easily into tight locations
- Flared skirt protects against turned-back strands
- Beveled opening eases wire entry
- Tough UL 94V-2 flame-retardant shell rated at 105°C (221°F)

| Model | Wire Combination Range | Quantity | Part No. |
|-----------|---|------------------|---------------|
| 48 | 600V* Min. 2 #22 Max. 1 #14 w/2 #18 | Carton of 1,000 | 30-245 |
| | | Barrel of 10,000 | 30-645 |
| 49 | 600V* Min. 1 #22 w/1 #18 Max. 1 #12 w/1 #16 | Carton of 1,000 | 30-249 |
| | | Barrel of 10,000 | 30-649 |
| NC-8 | 600V* Min. 4 #16 Max. 1 #12 w/4 #14 | Carton of 1,000 | 30-148 |
| | | Barrel of 5,000 | 30-648 |
| NC-2212** | 600V* Min. 2 #22 Max. 5 #18 | Carton of 1,000 | 30-146 |
| | | Barrel of 10,000 | 30-646 |

*1,000V maximum in fixtures and signs.
Note: Connectors are transparent. **Stranded wires only.



High-Temp Pre-Insulated Crimp Connectors

All of the same features as the Pre-Insulated Crimp Connectors, plus:

- Black, nylon shell designed to withstand extreme heat build-up found in high-wattage light fixtures and signs.
- UL Listed to 150°C (302°F)



| Model | Wire Combination Range | Quantity | Part No. |
|-------|-----------------------------|------------------|---------------|
| 49HT | 600V* Min. 1 #22 w/1 #18 | Barrel of 10,000 | 30-849 |

*1000V maximum in fixtures and signs.



Set Screw Wire Connectors



- Eliminates need for re-stripping wire each time connection is disturbed
- Solid brass sleeves
- Set-screw easily and securely applies maximum compression to conductors to ensure a vibration-resistant splice
- Permits fast visual inspection of splice
- Tough, flame-retardant shell rated at 150°C (302°F)
- UL Listed to 486C and CSA Certified to C22.2 #188; comply with Federal Specification W-S-610E

| Model | Wire Combination Range | Quantity* | Part No. |
|-------|---|-----------------|----------------|
| 10 | 300V 22 to 10 AWG Min. 1 #20 w/1 #22 – Max. 2 #14 w/1 #16 | Box of 100 | 30-210 |
| | | Carton of 1,000 | 30-310 |
| 11 | 600V 22 to 10 AWG Min. 1 #14 w/1 #20 – Max. 3 #14 w/2 #18 | Box of 100 | 30-211* |
| | | Carton of 1,000 | 30-311* |
| 22 | 600V 20 to 10 AWG Min. 1 #16 w/3 #18 – Max. 2 #10 w/1 #12 | Box of 100 | 30-222* |
| | | Carton of 1,000 | 30-322* |

*Package includes (1) K-2422 Set Screw Holder.



Set Screw Holder



- Convenient tool for holding and tightening set-screw connectors
- Accepts IDEAL Models 11 and 22 set-screw connectors

| Description | Part No. |
|------------------------------|---------------|
| For Connector Models 11 & 22 | K-2422 |

STREET LIGHT KITS

SLK® Disconnect Fuse Kits

- Breakaway fuseholder for use in:
 - Roadway & street lighting
 - Parking lot & area lighting
- Listed for submersible installations per UL486D, not intended for continuous submersion
- Bright orange color for ease of visibility
- Large selection of configurations
- Set screw or crimp terminations available



The IDEAL® SLK® Disconnect Fuse Kit is a water-resistant breakaway safety device that de-energizes roadway lights, streetlights, parking lot lights, and other freestanding electrical fixtures in the event of a knockdown, or when the fixtures need maintenance. This helps protect first responders, bystanders, and service personnel from potentially life-threatening electrical shock hazards.

The SLK® is the first Disconnect Fuse Kit listed to UL's ECIS category for special purpose connectors. This category contains a set of rigorous tests from a host of UL standards, including UL 486D, the standard for submersibility. This means that the SLK® will stand up to the wet conditions often seen in and around pole bases, junction boxes, and hand holes, not included for continuous submersion.

In addition, the bright orange color of the SLK® makes the product easy to locate in dark junction boxes, in hand holes, or in a nighttime knockdown situation when the connector is often buried amongst dirt, mud, and debris.

- Accepts 13/32 in. x 1-1/2 in. midget-style fuse (Note: Fuse not included)
- Wire Range: 2-14 AWG (Cu & Al rated)
- Ratings: 30A, 600V, 105°C
- Maximum available short circuit current of 10,000

Neutral configurations come with white fuseholder and dummy fuse




Paired (hot/neutral) configurations are keyed to prevent reverse polarities

High visibility orange material (UL94V-2 flame rated)

Ribbed boots provide superior grip

Fuse stays on de-energized load side when separated

Crimp or set screw terminations



Large, clear markings



SLK® Ordering Information

To Determine which Kit to Use:

1. Select the base part number, based on crimp termination (TABLE 1) or set screw termination (TABLE 3), number of wires on line/load side, and wire size.
2. If necessary, modify the base part number according to neutral, dual, paired, or tap (i.e., non-breakaway) configurations. Use TABLE 2 for crimp variations and TABLE 4 for set screw variations.
3. See right for examples.

Examples:

1. An in-line fused breakaway kit with crimp terminations, one 10 AWG wire on the line side and one 10 AWG wire on the load side is ordered as a 30-C1616.
2. An in-line non-fused (i.e., neutral) breakaway kit with set screw terminations, one 6 AWG wire on the line side and one 10 AWG wire on the load side is ordered as a 30-S1212N.
3. A Y-tap fused breakaway kit with crimp terminations, two 6 AWG wires on the line side and one 10 AWG wire on the load side is ordered as a 30-C2216.

Table 1: Crimp Base Part numbers

| Line | 1 Wire | Load | | | | | | | | | | | | | | |
|--------|--------|----------|----------|----------|----------|----------|----------|----------|----------|-------|----------|----------|----------|----------|----------|----------|
| | | 1 Wire | | | | | | | 2 Wire | | | | | | | |
| | | 2 AWG | 4 AWG | 6 AWG | 8 AWG | 10 AWG | 12 AWG | 14 AWG | 2 AWG | 4 AWG | 6 AWG | 8 AWG | 10 AWG | 12 AWG | 14 AWG | |
| 1 Wire | 2 AWG | 30-C1212 | 30-C1212 | 30-C1216 | 30-C1216 | 30-C1216 | 30-C1216 | 30-C1216 | 30-C1216 | | | 30-C1222 | 30-C1222 | 30-C1226 | 30-C1226 | 30-C1226 |
| | 4 AWG | | 30-C1212 | 30-C1216 | 30-C1216 | 30-C1216 | 30-C1216 | 30-C1216 | | | 30-C1222 | 30-C1222 | 30-C1226 | 30-C1226 | 30-C1226 | |
| | 6 AWG | | | 30-C1616 | 30-C1616 | 30-C1616 | 30-C1616 | 30-C1616 | | | 30-C1622 | 30-C1622 | 30-C1626 | 30-C1626 | 30-C1626 | |
| | 8 AWG | | | | 30-C1616 | 30-C1616 | 30-C1616 | 30-C1616 | | | 30-C1622 | 30-C1622 | 30-C1626 | 30-C1626 | 30-C1626 | |
| | 10 AWG | | | | | 30-C1616 | 30-C1616 | 30-C1616 | | | | | 30-C1626 | 30-C1626 | 30-C1626 | |
| | 12 AWG | | | | | | 30-C1616 | 30-C1616 | | | | | | 30-C1626 | 30-C1626 | |
| | 14 AWG | | | | | | | 30-C1616 | | | | | | | 30-C1626 | |
| 2 Wire | 2 AWG | 30-C2012 | 30-C2012 | 30-C2016 | 30-C2016 | 30-C2016 | 30-C2016 | 30-C2016 | | | 30-C2022 | 30-C2022 | 30-C2026 | 30-C2026 | 30-C2026 | |
| | 4 AWG | | 30-C2012 | 30-C2016 | 30-C2016 | 30-C2016 | 30-C2016 | 30-C2016 | | | 30-C2022 | 30-C2022 | 30-C2026 | 30-C2026 | 30-C2026 | |
| | 6 AWG | | | 30-C2216 | 30-C2216 | 30-C2216 | 30-C2216 | 30-C2216 | | | 30-C2222 | 30-C2222 | 30-C2226 | 30-C2226 | 30-C2226 | |
| | 8 AWG | | | | 30-C2216 | 30-C2216 | 30-C2216 | 30-C2216 | | | 30-C2222 | 30-C2222 | 30-C2226 | 30-C2226 | 30-C2226 | |
| | 10 AWG | | | | | 30-C2616 | 30-C2616 | 30-C2616 | | | | | 30-C2626 | 30-C2626 | 30-C2626 | |
| | 12 AWG | | | | | | 30-C2616 | 30-C2616 | | | | | | 30-C2626 | 30-C2626 | |
| | 14 AWG | | | | | | | 30-C2616 | | | | | | | 30-C2626 | |

ONE KIT
WILL COVER
A LARGE
WIRE RANGE

Note: Crimp connections on larger gauge wire (2 #8, 2 #6, 1 #8, 1 #6 or 1 #4) require IDEAL #88-843 Mechanical Indentor and Crimp Tool. Crimps connections for #14 - #10 AWG with 1/2 in. strip length.

Table 2: Crimp Variations (14-10 AWG with 1/2 in. strip length, use 30-425 and 30-429)

| Base Part Number (Hot) | Variation (If applicable) | | | |
|------------------------|---------------------------|-----------|-----------|---------------|
| | Neutral | Dual | Paired | Non-Breakaway |
| 30-C1212 | 30-C1212N | 30-C1212D | 30-C1212P | |
| 30-C1216 | 30-C1216N | 30-C1216D | 30-C1216P | |
| 30-C1616 | 30-C1616N | 30-C1616D | 30-C1616P | |
| 30-C1222 | 30-C1222N | | | |
| 30-C1226 | 30-C1226N | | | |
| 30-C1622 | 30-C1622N | | | |
| 30-C1626 | 30-C1626N | | | |
| 30-C2012 | 30-C2012N | | | 30-C2012T |

| Base Part Number (Hot) | Variation (If applicable) | | | |
|------------------------|---------------------------|------|--------|---------------|
| | Neutral | Dual | Paired | Non-Breakaway |
| 30-C2016 | 30-C2016N | | | 30-C2016T |
| 30-C2216 | 30-C2216N | | | 30-C2216T |
| 30-C2616 | 30-C2616N | | | 30-C2616T |
| 30-C2022 | 30-C2022N | | | |
| 30-C2026 | 30-C2026N | | | |
| 30-C2222 | 30-C2222N | | | |
| 30-C2226 | 30-C2226N | | | |
| 30-C2626 | 30-C2626N | | | |

Table 3: Set Screw Base Part numbers

| Line | 1 Wire | Load | | | | | | | | | | | | | | |
|--------|--------|----------|----------|----------|----------|----------|----------|----------|----------|-------|----------|----------|----------|----------|----------|----------|
| | | 1 Wire | | | | | | | 2 Wire | | | | | | | |
| | | 2 AWG | 4 AWG | 6 AWG | 8 AWG | 10 AWG | 12 AWG | 14 AWG | 2 AWG | 4 AWG | 6 AWG | 8 AWG | 10 AWG | 12 AWG | 14 AWG | |
| 1 Wire | 2 AWG | 30-S1212 | 30-S1212 | 30-S1212 | 30-S1212 | 30-S1212 | 30-S1212 | 30-S1212 | 30-S1212 | | | 30-S1222 | 30-S1222 | 30-S1222 | 30-S1222 | 30-S1222 |
| | 4 AWG | | 30-S1212 | 30-S1212 | 30-S1212 | 30-S1212 | 30-S1212 | 30-S1212 | | | 30-S1222 | 30-S1222 | 30-S1222 | 30-S1222 | 30-S1222 | |
| | 6 AWG | | | 30-S1212 | 30-S1212 | 30-S1212 | 30-S1212 | 30-S1212 | | | 30-S1222 | 30-S1222 | 30-S1222 | 30-S1222 | 30-S1222 | |
| | 8 AWG | | | | 30-S1212 | 30-S1212 | 30-S1212 | 30-S1212 | | | 30-S1222 | 30-S1222 | 30-S1222 | 30-S1222 | 30-S1222 | |
| | 10 AWG | | | | | 30-S1212 | 30-S1212 | 30-S1212 | | | | | 30-S1222 | 30-S1222 | 30-S1222 | |
| | 12 AWG | | | | | | 30-S1212 | 30-S1212 | | | | | | 30-S1222 | 30-S1222 | |
| | 14 AWG | | | | | | | 30-S1212 | | | | | | | 30-S1222 | |
| 2 Wire | 2 AWG | 30-S2212 | 30-S2212 | 30-S2212 | 30-S2212 | 30-S2212 | 30-S2212 | 30-S2212 | 30-S2212 | | | 30-S2222 | 30-S2222 | 30-S2222 | 30-S2222 | 30-S2222 |
| | 4 AWG | | 30-S2212 | 30-S2212 | 30-S2212 | 30-S2212 | 30-S2212 | 30-S2212 | | | 30-S2222 | 30-S2222 | 30-S2222 | 30-S2222 | 30-S2222 | |
| | 6 AWG | | | 30-S2212 | 30-S2212 | 30-S2212 | 30-S2212 | 30-S2212 | | | 30-S2222 | 30-S2222 | 30-S2222 | 30-S2222 | 30-S2222 | |
| | 8 AWG | | | | 30-S2212 | 30-S2212 | 30-S2212 | 30-S2212 | | | 30-S2222 | 30-S2222 | 30-S2222 | 30-S2222 | 30-S2222 | |
| | 10 AWG | | | | | 30-S2212 | 30-S2212 | 30-S2212 | | | | | 30-S2222 | 30-S2222 | 30-S2222 | |
| | 12 AWG | | | | | | 30-S2212 | 30-S2212 | | | | | | 30-S2222 | 30-S2222 | |
| | 14 AWG | | | | | | | 30-S2212 | | | | | | | 30-S2222 | |

ONE KIT
WILL COVER
A LARGE
WIRE RANGE

Table 4: Set Screw Variations

| Base Part Number | Variation (If applicable) | | | |
|------------------|---------------------------|-----------|-----------|---------------|
| | Neutral | Dual | Paired | Non-Breakaway |
| 30-S1212 | 30-S1212N | 30-S1212D | 30-S1212P | |
| 30-S1222 | 30-S1222N | | | |
| 30-S2212 | 30-S2212N | | | 30-S2212T |
| 30-S2222 | 30-S2222N | 30-S2222D | 30-S2222P | |

Note: For combination 2 wire line (2-14 AWG Set Screw) and 1 wire load (6-14 AWG Crimp), use 30-B2216.

In-Line Fused



| Description | 1 Line Side | 1 Load Side | Part No. |
|---|-------------|-------------|-----------------|
| In-Line Breakaway, set screw; fused (Hot) | 2-14 AWG | 2-14 AWG | 30-S1212 |
| In-Line Breakaway, crimp; fused (Hot) | 2-4 AWG | 2-4 AWG | 30-C1212 |
| In-Line Breakaway, crimp; fused (Hot) | 2-4 AWG | 6-14 AWG | 30-C1216 |
| In-Line Breakaway, crimp; fused (Hot) | 6-14 AWG | 6-14 AWG | 30-C1616 |

In-Line Non-Fused

| Description | 1 Line Side | 1 Load Side | Part No. |
|---|-------------|-------------|------------------|
| In-Line Breakaway, set screw; non-fused (Neutral) | 2-14 AWG | 2-14 AWG | 30-S1212N |
| In-Line Breakaway, crimp; non-fused (Neutral) | 2-4 AWG | 2-4 AWG | 30-C1212N |
| In-Line Breakaway, crimp; non-fused (Neutral) | 2-4 AWG | 6-14 AWG | 30-C1216N |
| In-Line Breakaway, crimp; non-fused (Neutral) | 6-14 AWG | 6-14 AWG | 30-C1616N |

Y-Tap Fused



| Description | 2 Line Side | 1 Load Side | Part No. |
|--|--------------------|----------------|-----------------|
| Y-Tap Breakaway, set screw; fused (Hot) | 2-14 AWG | 2-14 AWG | 30-S2212 |
| Y-Tap Breakaway, crimp; fused (Hot) | 2-4 AWG | 2-4 AWG | 30-C2012 |
| Y-Tap Breakaway, crimp; fused (Hot) | 2-4 AWG | 6-14 AWG | 30-C2016 |
| Y-Tap Breakaway, crimp; fused (Hot) | 6-8 AWG | 6-14 AWG | 30-C2216 |
| Y-Tap Breakaway, crimp; fused (Hot) | 10-14 AWG | 6-14 AWG | 30-C2616 |
| Combination Y-Tap Breakaway, fused (Hot) | 2-14 AWG set screw | 6-14 AWG crimp | 30-B2216 |

Y-Tap Non-Fused



| Description | 2 Line Side | 1 Load Side | Part No. |
|---|-------------|-------------|------------------|
| Y-Tap Breakaway, set screw; non-fused (Neutral) | 2-14 AWG | 2-14 AWG | 30-S2212N |
| Y-Tap Breakaway, crimp; non-fused (Neutral) | 2-4 AWG | 2-4 AWG | 30-C2012N |
| Y-Tap Breakaway, crimp; non-fused (Neutral) | 2-4 AWG | 6-14 AWG | 30-C2016N |
| Y-Tap Breakaway, crimp; non-fused (Neutral) | 6-8 AWG | 6-14 AWG | 30-C2216N |
| Y-Tap Breakaway, crimp; non-fused (Neutral) | 10-14 AWG | 6-14 AWG | 30-C2616N |

Non-Breakaway Fused



| Description | 2 Line Side | 1 Load Side | Part No. |
|---|-------------|-------------|------------------|
| Y-Tap Non-Breakaway, set screw; fused (Hot) | 2-14 AWG | 2-14 AWG | 30-S2212T |
| Y-Tap Non-Breakaway, crimp; fused (Hot) | 2-4 AWG | 2-4 AWG | 30-C2012T |
| Y-Tap Non-Breakaway, crimp; fused (Hot) | 2-4 AWG | 6-14 AWG | 30-C2016T |
| Y-Tap Non-Breakaway, crimp; fused (Hot) | 6-8 AWG | 6-14 AWG | 30-C2216T |
| Y-Tap Non-Breakaway, crimp; fused (Hot) | 10-14 AWG | 6-14 AWG | 30-C2616T |

Dual In-Line Fused



| Description | 1 Line Side | 1 Load Side | Part No. |
|---|-------------|-------------|------------------|
| Dual In-Line Breakaway, set screw; fused (both Hot) | 2-14 AWG | 2-14 AWG | 30-S1212D |
| Dual In-Line Breakaway, crimp; fused (both Hot) | 2-4 AWG | 2-4 AWG | 30-C1212D |
| Dual In-Line Breakaway, crimp; fused (both Hot) | 2-4 AWG | 6-14 AWG | 30-C1216D |
| Dual In-Line Breakaway, crimp; fused (both Hot) | 6-14 AWG | 6-14 AWG | 30-C1616D |

Single-Pole In-Line Paired

| Description | 1 Line Side | 1 Load Side | Part No. |
|---|-------------|-------------|------------------|
| Paired In-Line Breakaway, set screw; one fused (Hot); one non-fused (Neutral) | 2-14 AWG | 2-14 AWG | 30-S1212P |
| Paired In-Line Breakaway, crimp; one fused (Hot); one non-fused (Neutral) | 2-4 AWG | 2-4 AWG | 30-C1212P |
| Paired In-Line Breakaway, crimp; one fused (Hot); one non-fused (Neutral) | 6-14 AWG | 6-14 AWG | 30-C1216P |
| Paired In-Line Breakaway, crimp; one fused (Hot); one non-fused (Neutral) | 6-14 AWG | 6-14 AWG | 30-C1616P |



SLK accepts solid or stranded and copper or aluminum conductors.

One Wire Line/2 Wires Load Fused



| Description | 1 Line Side | 2 Load Side | Part No. |
|---|-------------|-------------|-----------------|
| Y-Tap Breakaway, set screw; fused (Hot) | 2-14 AWG | 2-14 AWG | 30-S1222 |
| Y-Tap Breakaway, crimp; fused (Hot) | 2-4 AWG | 6-8 AWG | 30-C1222 |
| Y-Tap Breakaway, crimp; fused (Hot) | 2-4 AWG | 10-14 AWG | 30-C1226 |
| Y-Tap Breakaway, crimp; fused (Hot) | 6-14 AWG | 6-8 AWG | 30-C1622 |
| Y-Tap Breakaway, crimp; fused (Hot) | 6-14 AWG | 10-14 AWG | 30-C1626 |

One Wire Line/2 Wires Load Non-Fused



| Description | 1 Line Side | 2 Load Side | Part No. |
|---|-------------|-------------|------------------|
| Y-Tap Breakaway, set screw; non-fused (Neutral) | 2-14 AWG | 2-14 AWG | 30-S1222N |
| Y-Tap Breakaway, crimp; non-fused (Neutral) | 2-4 AWG | 6-8 AWG | 30-C1222N |
| Y-Tap Breakaway, crimp; non-fused (Neutral) | 2-4 AWG | 10-14 AWG | 30-C1226N |
| Y-Tap Breakaway, crimp; non-fused (Neutral) | 6-14 AWG | 6-8 AWG | 30-C1622N |
| Y-Tap Breakaway, crimp; non-fused (Neutral) | 6-14 AWG | 10-14 AWG | 30-C1626N |

Two Wires Line/2 Wires Load Fused



| Description | 2 Line Side | 2 Load Side | Part No. |
|--|-------------|-------------|-----------------|
| 2-Pole Breakaway, set screw; fused (Hot) | 2-14 AWG | 2-14 AWG | 30-S2222 |
| 2-Pole Breakaway, crimp; fused (Hot) | 2-4 AWG | 6-8 AWG | 30-C2022 |
| 2-Pole Breakaway, crimp; fused (Hot) | 2-4 AWG | 10-14 AWG | 30-C2026 |
| 2-Pole Breakaway, crimp; fused (Hot) | 6-8 AWG | 6-8 AWG | 30-C2222 |
| 2-Pole Breakaway, crimp; fused (Hot) | 6-8 AWG | 10-14 AWG | 30-C2226 |
| 2-Pole Breakaway, crimp; fused (Hot) | 10-14 AWG | 10-14 AWG | 30-C2626 |

Two Wires Line/2 Wires Load Non-Fused




| Description | 2 Line Side | 2 Load Side | Part No. |
|--|-------------|-------------|------------------|
| 2-Pole Breakaway, set screw; non-fused (Neutral) | 2-14 AWG | 2-14 AWG | 30-S2222N |
| 2-Pole Breakaway, crimp; non-fused (Neutral) | 2-4 AWG | 6-8 AWG | 30-C2022N |
| 2-Pole Breakaway, crimp; non-fused (Neutral) | 2-4 AWG | 10-14 AWG | 30-C2026N |
| 2-Pole Breakaway, crimp; non-fused (Neutral) | 6-8 AWG | 6-8 AWG | 30-C2222N |
| 2-Pole Breakaway, crimp; non-fused (Neutral) | 6-8 AWG | 10-14 AWG | 30-C2226N |
| 2-Pole Breakaway, crimp; non-fused (Neutral) | 10-14 AWG | 10-14 AWG | 30-C2626N |

2-Pole Dual Fused



| Description | 2 Line Side | 2 Load Side | Part No. |
|--|-------------|-------------|------------------|
| Dual 2-Pole Breakaway, set screw; fused (both Hot) | 2-14 AWG | 2-14 AWG | 30-S2222D |

2-Pole Paired



| Description | 2 Line Side | 2 Load Side | Part No. |
|--|-------------|-------------|------------------|
| Paired 2-Pole Breakaway, set screw; one fused (Hot); one non-fused (Neutral) | 2-14 AWG | 2-14 AWG | 30-S2222P |


Y-Tap Dual Fused



| Description | 2 Line Side | 1 Load Side | Part No. |
|--|-------------|-------------|------------------|
| Dual, Y-Tap Breakaway, set screw; fused (both Hot) | 2-14 AWG | 2-14 AWG | 30-S2212D |

SLK accepts solid or stranded and copper or aluminum conductors.

Fuseholders (No Boot Included)



| Description | 1 Line Side | 1 Load Side | Part No. |
|--|-------------|-------------|---------------|
| Fuseholder only, non-breakaway, set screw, fused | 2-14 AWG | 2-14 AWG | 30-HS2 |
| Fuseholder only, non-breakaway, crimp, fused | 2-4 AWG | 2-4 AWG | 30-HC2 |
| Fuseholder only, non-breakaway, crimp, fused | 6-14 AWG | 6-14 AWG | 30-HC6 |

Breakaway Streetlight Connector & Splice Insulating Kits



- Safe and easy installation in five minutes or less
- No special equipment necessary - requires only a knife, wire stripper, and a hex tool or crimp tool
- Built-in break-away design eliminates de-energization of complete circuits
- Safely separates upon impact without breaking wires - eliminates potential danger and electrical shock
- Spring-loaded contacts compensate for thermal expansion to maintain integrity of connection (breakaway models)



Application Guide

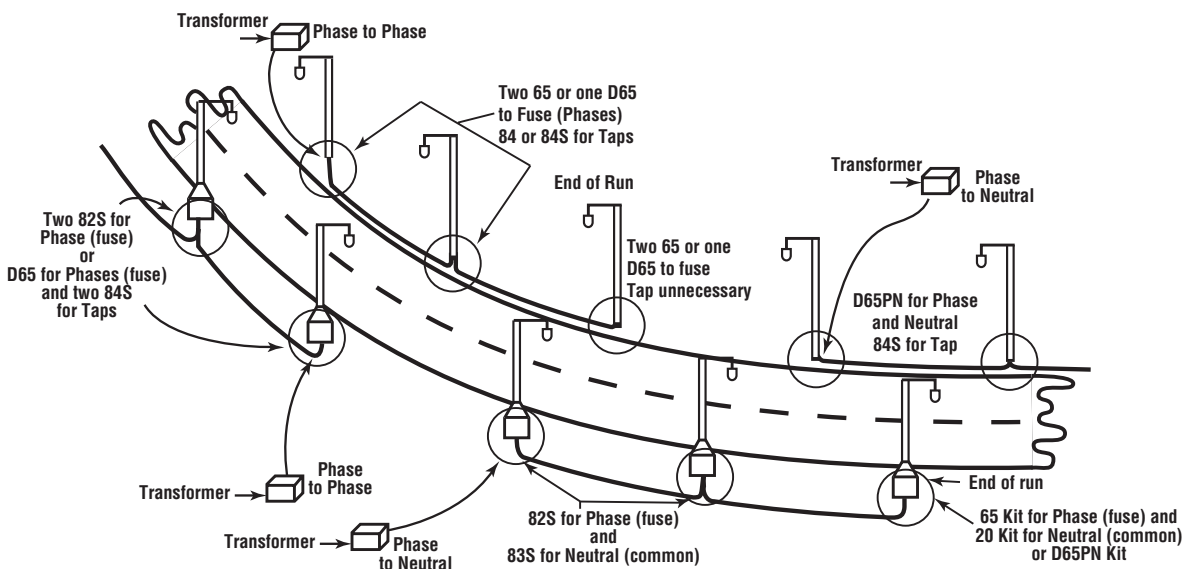
(Examples of Several Configurations)

For Poles with Transformer Bases, Standard Bases and Junction Boxes

| Underground Feed Phase to Phase | |
|---|---------------------------|
| Configurations | Comments |
| D65 dual-in-line for phases and two 84S kits for taps | Recommended configuration |
| Two 82S Y-Tap Kits for phases and taps | Cost effective |
| Underground Feed Phase to Neutral | |
| DP65PN dual-in-line for phase and neutral and two 84S kits for tap | Recommended configuration |
| One 82S Y-Tap Kit for phase and tap and one 83S Y-Tap Kit for neutral and tap | Cost effective |


For Lights Mounted to Utility Poles, etc.

| Overhead Feed | |
|--|--|
| Configurations | Comments |
| Two B-Tap® Insulation Piercing Connectors for phase and/or tap (for insulated conductors only) | Recommended configuration, see B-Tap® Insulation Piercing Connectors on page A-36. |




Note: Fused kits require a 13/32 in. x 1-1/2 in. fuse. **DO NOT USE GLASS OR INDICATING TYPES.** Waterproof or direct burial wire is recommended. **THHN is NOT recommended.**

In-Line Fused (Hot)




| Description | 1 Line Side | 1 Load Side | Part No. |
|---------------------------------|-------------|-------------|---------------|
| In-Line Breakaway, crimp, fused | 12-6 AWG Cu | 12-6 AWG Cu | 65U |
| In-Line Breakaway, crimp, fused | 4-2 AWG Cu | 12-6 AWG Cu | 65LC-U |
| In-Line Breakaway, crimp, fused | 4-2 AWG Cu | 4-2 AWG Cu | 65-LC |

Dual In-Line Fused (Both Hot)




| Description | 1 Line Side | 1 Load Side | Part No. |
|--------------------------------------|-------------|-------------|-----------------|
| Dual In-Line Breakaway, crimp, fused | 12-6 AWG Cu | 12-6 AWG Cu | D65U |
| Dual In-Line Breakaway, crimp, fused | 4-2 AWG Cu | 12-6 AWG Cu | D65-LC-U |
| Dual In-Line Breakaway, crimp, fused | 4-2 AWG Cu | 4-2 AWG Cu | D65-LC |

In-Line Non-Fused (Neutral)



| Description | 1 Line Side | 1 Load Side | Part No. |
|-------------------------------------|-------------|-------------|----------------|
| In-Line Breakaway, crimp, non-fused | 12-6 AWG Cu | 12-6 AWG Cu | 20U |
| In-Line Breakaway, crimp, non-fused | 4-2 AWG Cu | 12-6 AWG Cu | 20-LC-U |
| In-Line Breakaway, crimp, non-fused | 4-2 AWG Cu | 4-2 AWG Cu | 20-LC |

Paired In-Line Non-Fused (One Hot, One Neutral)




| Description | 1 Line Side | 1 Load Side | Part No. |
|--|-------------|-------------|-------------------|
| Paired In-Line Breakaway, crimp, non-fused | 12-6 AWG Cu | 12-6 AWG Cu | D65PN-U |
| Paired In-Line Breakaway, crimp, non-fused | 4-2 AWG Cu | 12-6 AWG Cu | D65PN-LC-U |
| Paired In-Line Breakaway, crimp, non-fused | 4-2 AWG Cu | 4-2 AWG Cu | D65PN-LC |

Stated wire range for crimping stranded conductors. For crimping solid wire: 14-4 AWG, use codes U, 2 AWG use code LC. Note: Fused Kits require a 13/32 in. x 1-1/2 in. fuse. DO NOT USE GLASS OR INDICATING TYPES. Waterproof or direct burial wire is recommended. THHN is NOT recommended. Insulation O.D. range is .120 in. - .430 in.




Y-Tap Fused (Hot)




| Description | 2 Line Side Set Screw | 1 Load Side Crimp | Part No. |
|------------------------|-----------------------|-------------------|---------------------|
| Y-Tap Breakaway, fused | 10-2 AWG Cu/Al | 12-6 AWG Cu | 82S-ADB1-C |
| Y-Tap Breakaway, fused | 10-2 AWG Cu/Al | 4-2 AWG Cu | 82S-ADB1-LC |
| Y-Tap Breakaway, fused | 10-2 AWG Cu/Al | 12-6 AWG Cu | 82S-EAFB1-C |
| Y-Tap Breakaway, fused | 10-2 AWG Cu/Al | 4-2 AWG Cu | 82S-EAFB1-LC |

Y-Splice Kits (Non-Breakaway/No Fuse)



| Description | 2 Line Side Set Screw | 1 Load Side Set Screw | Part No. |
|------------------------------|-----------------------|-----------------------|------------------|
| Y-Splice Set Screw Tap & Run | 10-2 AWG Cu/Al | 10-2 AWG Cu/Al | 84S-ADB1 |
| Y-Splice Set Screw Tap & Run | 10-2 AWG Cu/Al | 10-2 AWG Cu/Al | 84S-EAFB1 |

Y-Tap Non-Fused (Neutral)



| Description | 2 Line Side Set Screw | 1 Load Side Crimp | Part No. |
|----------------------------|-----------------------|-------------------|---------------------|
| Y-Tap Breakaway, non-fused | 10-2 AWG Cu/Al | 12-6 AWG Cu | 83S-ADB1-C |
| Y-Tap Breakaway, non-fused | 10-2 AWG Cu/Al | 4-2 AWG Cu | 83S-ADB1-LC |
| Y-Tap Breakaway, non-fused | 10-2 AWG Cu/Al | 12-6 AWG Cu | 83S-EAFB1-C |
| Y-Tap Breakaway, non-fused | 10-2 AWG Cu/Al | 4-2 AWG Cu | 83S-EAFB1-LC |



Example:

A Y-Tap Kit with set screws for a 2 AWG phase line side conductor with a diameter of .472 in. and a 10 AWG copper load side conductor is ordered as an 82S-EAFB1-C

For Insulation O.D. range .120 in. - .430 in. use ADB1. For Insulation O.D. range .420 in. - .785 in. use EAFB1

Stated wire range for crimping stranded conductors. For crimping solid wire: 14-4 AWG, use codes U, 2 AWG use code LC. Note: Fused Kits require a 13/32 in. x 1-1/2 in. fuse. DO NOT USE GLASS OR INDICATING TYPES. Waterproof or direct burial wire is recommended. THHN is NOT recommended.



ELECTRICAL CRIMP TERMINALS

The complete line of IDEAL crimp terminals, disconnects and splices offer the right product for any electrical system that might be encountered. From rings and spades to insulated disconnects, there's a product for any wire range. All insulated terminals are color-coded for easy identification and come in durable plastic packaging for easy storage.

- Butted seam-construction prevents splitting under maximum pressure
- Internal barrel serrations grip wires tightly to resist pull-out and reduce electrical resistance
- Tin-plated brass construction for corrosion resistance
- Shouldered barrel insulation quickly positions terminal for proper crimping
- Expanded insulation entry accommodates a wide variety of insulation diameters and provides additional insulation support


Rings & Forks



Disconnects






Splices



**Durable plastic package
for easy storage.**

Ring Terminals

Vinyl Insulated Ring Terminals

| Wire Range | Stud Size (in.) | Max. Wire Ins. Dia. | Qty. | Part No. | Qty. | Part No. |
|---|-----------------|---------------------|------|----------------|-------|----------------|
| 22 - 18 AWG (0,5 - 1,0mm ²)  | 6 (3,7mm) | 0,157 (4,0mm) | 25 | 83-2121 | — | — |
| | 8 (4,3mm) | | 25 | 83-2131 | — | — |
| | 10 (5,3mm) | | 25 | 83-2141 | — | — |
| | 1/4 (6,4mm) | | 25 | 83-2151 | — | — |
| 16 - 14 AWG (1,5 - 2,5mm ²)  | 6 (3,7mm) | 0,177 (4,5mm) | 25 | 83-2221 | — | — |
| | 8 (4,3mm) | | 25 | 83-2231 | — | — |
| | 10 (5,3mm) | | 25 | 83-2241 | 1,000 | 84-2241 |
| | 1/4 (6,4mm) | | 25 | 83-2251 | — | — |
| 12 - 10 AWG (4,0 - 6,0mm ²)  | 8 (4,3mm) | 0,248 (6,3mm) | 25 | 83-2331 | — | — |
| | 10 (5,3mm) | | 25 | 83-2341 | 1,000 | 84-2341 |
| | 1/4 (6,4mm) | | 25 | 83-2351 | — | — |
| | 5/16 (8,4mm) | | 25 | 83-2361 | — | — |
| | 3/8 (10,5mm) | | 25 | 83-2371 | — | — |

75°C/600 Volts max.

Non-Insulated Ring Terminals






| Wire Range | Stud Size (in.) | Qty. | Part No. | Qty. | Part No. |
|--|-----------------|------|----------------|-------|----------------|
| 22 - 18 AWG (0,5 - 1,0mm ²) | 8 (4,3mm) | 25 | 83-0131 | — | — |
| | 10 (5,3mm) | 25 | 83-0141 | — | — |
| 16 - 14 AWG (1,5 - 2,5mm ²) | 6 (3,7mm) | 25 | 83-0221 | — | — |
| | 8 (4,3mm) | 25 | 83-0231 | — | — |
| | 10 (5,3mm) | 25 | 83-0241 | 1,000 | 84-0241 |
| 12 - 10 AWG (4,0 - 6,0mm ²) | 8 (4,3mm) | 25 | 83-0331 | — | — |
| | 10 (5,3mm) | 25 | 83-0341 | 1,000 | 84-0341 |
| | 1/4 (6,4mm) | 25 | 83-0351 | — | — |
| 8 AWG (8,0mm ²) | 10 (5,3mm) | 25 | 83-0421 | 500 | 84-0421 |
| | 1/4 (6,4mm) | 25 | 83-0431 | — | — |
| | 5/16 (8,4mm) | 25 | 83-0441 | — | — |
| | 3/8 (10,5mm) | 25 | 83-0451 | — | — |
| 6 AWG (14,0mm ²) | 10 (5,3mm) | 20 | 83-0511 | — | — |
| | 1/4 (6,4mm) | 20 | 83-0521 | — | — |
| | 5/16 (8,4mm) | 20 | 83-0531 | — | — |
| 4 AWG (22,0mm ²) | 3/8 (10,5mm) | 20 | 83-0541 | — | — |
| | 1/4 (6,4mm) | 20 | 83-0611 | — | — |
| | 5/16 (8,4mm) | 20 | 83-0621 | — | — |
| | 3/8 (10,5mm) | 20 | 83-0631 | — | — |

105°C/600 Volts max.



Spade Terminals




Vinyl Insulated Spade Terminals

| Wire Range | Stud Size (in.) | Max. Wire Ins. Dia. | Qty. | Part No. | Qty. | Part No. |
|---|-----------------|---------------------|------|----------------|-------|----------------|
| 22 - 18 AWG (0,5 - 1,0mm ²)  | 6 (3,7mm) | 0,157 (4,0mm) | 25 | 83-7111 | 1,000 | 84-7111 |
| | 8 (4,3mm) | | 25 | 83-7121 | — | — |
| | 10 (5,3mm) | | 25 | 83-7131 | — | — |
| 16 - 14 AWG (1,5 - 2,5mm ²)  | 6 (3,7mm) | 0,177 (4,5mm) | 25 | 83-7151 | — | — |
| | 8 (4,3mm) | | 25 | 83-7161 | 1,000 | 84-7161 |
| | 10 (5,3mm) | | 25 | 83-7171 | 1,000 | 84-7171 |
| 12 - 10 AWG (4,0 - 6,0mm ²)  | 6 (3,7mm) | 0,248 (6,3mm) | 25 | 83-7201 | — | — |
| | 8 (4,3mm) | | 25 | 83-7211 | — | — |
| | 10 (5,3mm) | | 25 | 83-7221 | — | — |
| | 1/4 (6,4mm) | | 25 | 83-7231 | — | — |

75°C/600 Volts max.



Vinyl Insulated Snap Spade Terminals

| Wire Range | Stud Size (in.) | Max. Wire Ins. Dia. | Qty. | Part No. |
|---|-----------------|---------------------|------|----------------|
| 22 - 18 AWG (0,5 - 1,0mm ²)  | 6 (3,7mm) | 0,134 (4,0mm) | 25 | 83-7011 |
| | 8 (4,3mm) | | 25 | 83-7021 |
| | 10 (5,3mm) | | 25 | 83-7031 |
| 16 - 14 AWG (1,5 - 2,5mm ²)  | 6 (3,7mm) | 0,161 (4,5mm) | 25 | 83-7051 |
| | 8 (4,3mm) | | 25 | 83-7061 |
| | 10 (5,3mm) | | 25 | 83-7071 |
| 12 - 10 AWG (4,0 - 6,0mm ²)  | 8 (4,3mm) | 0,248 (6,0mm) | 25 | 83-7081 |
| | 10 (5,3mm) | | 25 | 83-7091 |
| | 1/4 (6,4mm) | | 25 | 83-7101 |

75°C/600 Volts max.



Non-Insulated Spade Terminals



| Wire Range | Stud Size (in.) | Max. Wire Ins. Dia. | Qty. | Part No. | Qty. | Part No. |
|--|-----------------|---------------------|------|----------------|-------|----------------|
| 22 - 18 AWG (0,5 - 1,0mm ²) | 6 (3,7mm) | 0,157 (4,0mm) | 25 | 83-6111 | — | — |
| | 8 (4,3mm) | | 25 | 83-6121 | — | — |
| | 10 (5,3mm) | | 25 | 83-6131 | — | — |
| 16 - 14 AWG (1,5 - 2,5mm ²) | 8 (4,3mm) | 0,177 (4,5mm) | 25 | 83-6161 | — | — |
| | 10 (5,3mm) | | 25 | 83-6171 | 1,000 | 84-6171 |
| 12 - 10 AWG (4,0 - 6,0mm ²) | 8 (4,3mm) | 0,248 (6,3mm) | 25 | 83-6211 | — | — |
| | 10 (5,3mm) | | 25 | 83-6221 | — | — |
| | 1/4 (6,4mm) | | 25 | 83-6231 | — | — |

105°C/600 Volts max.



Disconnects

Vinyl Insulated Female Disconnects

| Wire Range | Tab Size | Max. Wire Ins. Dia. | Qty. | Part No. | Qty. | Part No. |
|--|---------------------------------|---------------------|------|----------------|------|----------------|
| 22 - 18 AWG (0.5 - 1.0mm ²) | .110 x .020 (2.8mm x 0.5mm) | 0.150 (3.8mm) | 25 | 83-9511 | - | - |
| | .187 x .020 (4.75mm x 0.5mm) | | 25 | 83-9541 | - | - |
| | .250 x .032 (6.35mm x 0.8mm) | | 25 | 83-9571 | - | - |
| 16 - 14 AWG (1.5 - 2.5mm ²) | .110 x .020 (2.8mm x 0.5mm) | 0.185 (4.7mm) | 25 | 83-9521 | - | - |
| | .187 x .020 (4.75mm x 0.5mm) | | 25 | 83-9551 | - | - |
| | .250 x .032 (6.35mm x 0.8mm) | | 25 | 83-9581 | 500 | 84-9581 |
| 14 - 12 AWG (2.5mm - 4.0mm ²) | .250 x .032 (6.35mm x 0.8mm) | 0.244 (6.2mm) | 25 | 83-9591 | - | - |
| 12 - 10 AWG (4.0 - 6.0mm ²) | .250 x .032 (6.35mm x 0.8mm) | 0.244 (6.2mm) | 25 | 83-9601 | 500 | 84-9601 |

75°C/600 Volts max.



Vinyl Insulated Male Disconnects

| Wire Range | Tab Size | Max. Wire Ins. Dia. | Qty. | Part No. |
|--|---------------------------------|---------------------|------|----------------|
| 22 - 18 AWG (0.5 - 1.0mm ²) | .250 x .032 (6.35mm x 0.8mm) | 0.150 (3.8mm) | 25 | 83-9971 |
| 16 - 14 AWG (1.5 - 2.5mm ²) | .250 x .032 (6.35mm x 0.8mm) | 0.185 (4.7mm) | 25 | 83-9981 |
| 12 - 10 AWG (4.0 - 6.0mm ²) | .250 x .032 (6.35mm x 0.8mm) | 0.244 (6.2mm) | 25 | 83-9991 |

75°C/300 Volts max.



Non-Insulated Female Disconnects

| Wire Range | Tab Size | Qty. | Part No. |
|--|---------------------------------|------|----------------|
| 22 - 18 AWG (0.5 - 1.0mm ²) | .110 x .020 (2.8mm x 0.5mm) | 25 | 83-9411 |
| 16 - 14 AWG (1.5 - 2.5mm ²) | .110 x .020 (2.8mm x 0.5mm) | 25 | 83-9421 |
| 22 - 18 AWG (0.5 - 1.0mm ²) | .187 x .020 (4.75mm x 0.5mm) | 25 | 83-9441 |
| 16 - 14 AWG (1.5 - 2.5mm ²) | .187 x .020 (4.75mm x 0.5mm) | 25 | 83-9451 |
| 22 - 18 AWG (0.5 - 1.0mm ²) | .250 x .032 (6.35mm x 0.8mm) | 25 | 83-9471 |
| 16 - 14 AWG (1.5 - 2.5mm ²) | .250 x .032 (6.35mm x 0.8mm) | 25 | 83-9481 |
| 12 - 10 AWG (4.0 - 6.0mm ²) | .250 x .032 (6.35mm x 0.8mm) | 25 | 83-9501 |

105° C/300 Volts max. Not UL Listed.

Nylon Fully-Insulated Female Disconnects

| Wire Range | Tab Size | Max. Wire Ins. Dia. | Qty. | Part No. | Qty. | Part No. |
|--|---------------------------------|---------------------|------|----------------|-------|----------------|
| 22 - 18 AWG (0.5 - 1.0mm ²) | .250 x .032 (6.35mm x 0.8mm) | 0.150 (3.8mm) | 25 | 83-9771 | 1,000 | 84-9771 |
| 16 - 14 AWG (1.5 - 2.5mm ²) | .250 x .032 (6.35mm x 0.8mm) | 0.185 (4.7mm) | 25 | 83-9781 | 1,000 | 84-9781 |
| 12 - 10 AWG (4.0 - 6.0mm ²) | .250 x .032 (6.35mm x 0.8mm) | 0.244 (6.2mm) | 25 | 83-9791 | 500 | 84-9791 |

105° C/300 Volts max.



Nylon Fully Insulated Male Disconnects

| Wire Range | Tab Size | Max. Wire Ins. Dia. | Qty. | Part No. | Qty. | Part No. |
|--|---------------------------------|---------------------|------|----------------|------|----------------|
| 22 - 18 AWG (0.5 - 1.0mm ²) | .250 x .032 (6.35mm x 0.8mm) | 0.150 (3.8mm) | 25 | 83-9911 | 500 | 84-9911 |
| 16 - 14 AWG (1.5 - 2.5mm ²) | .250 x .032 (6.35mm x 0.8mm) | 0.185 (4.7mm) | 25 | 83-9921 | 500 | 84-9921 |
| 12 - 10 AWG (4.0 - 6.0mm ²) | .250 x .032 (6.35mm x 0.8mm) | 0.244 (6.2mm) | 25 | 83-9931 | 500 | 84-9931 |

105° C/300 Volts max.



Vinyl Insulated Multi-Stack Disconnects



| Wire Range | Tab Size | Max. Wire Ins. Dia. | Qty. | Part No. |
|--|---------------------------------|---------------------|------|----------------|
| 22 - 18 AWG (0.5 - 1.0mm ²) | .250 x .032 (6.35mm x 0.8mm) | 0.150 (3.8mm) | 25 | 83-9611 |
| 16 - 14 AWG (1.5 - 2.5mm ²) | .250 x .032 (6.35mm x 0.8mm) | 0.185 (4.7mm) | 25 | 83-9621 |
| 12 - 10 AWG (4.0 - 6.0mm ²) | .250 x .032 (6.35mm x 0.8mm) | 0.244 (6.2mm) | 25 | 83-9631 |

75°C/300 Volts max.



Disconnects



Vinyl Insulated Bullet Disconnects

| Wire Range | Max. Wire Ins. Dia. | Qty. | Part No. |
|---|---------------------|------|----------------|
| 22 - 18 AWG (0,5mm - 1,0mm ²)  | 0.150 (3,8mm) | 25 | 83-8001 |
| 16 - 14 AWG (1,5 - 2,5mm ²)  | 0.185 (4,7mm) | 25 | 83-8011 |

75°C/300 Volts max.




Vinyl Fully-Insulated Receptacles

| Wire Range | Max. Wire Ins. Dia. | Qty. | Part No. |
|---|---------------------|------|----------------|
| 22 - 18 AWG (0,5mm - 1,0mm ²)  | 0.150 (3,8mm) | 25 | 83-8101 |
| 16 - 14 AWG (1,5 - 2,5mm ²)  | 0.185 (4,7mm) | 25 | 83-8111 |

75°C/300 Volts max.




Non-Insulated Flag Female Disconnects

| Wire Range | Tab Size | Qty. | Part No. | Qty. | Part No. |
|---|----------------------------------|------|----------------|------|----------------|
| 16 - 14 AWG (1,5 - 2,5mm ²)  | 0.250 x .032 (6,35mm x 0,8mm) | 25 | 83-9401 | 500 | 84-9401 |

105°C/300 Volts max. Not UL Listed.




Adapter - Male to Female (2-1)

| Tab Size | Qty. | Part No. |
|---|------|----------------|
| 0.250 x .032 (6,35mm x 0,8mm)  | 25 | 83-9801 |

105°C/300 Volts max. Not UL Listed.

Splices

Tap Splices




| Wire Range | Color | Qty. | Part No. | Qty. | Part No. |
|---|--------|------|----------------|------|----------------|
| 22 - 18 AWG (0,5 - 1,0mm ²)  | Red | 25 | 83-3261 | 250 | 84-3261 |
| 16 - 14 AWG (1,5 - 2,5mm ²)  | Blue | 25 | 83-3271 | — | — |
| 12 - 10 AWG (4,0 - 6,0mm ²)  | Yellow | 25 | 83-3281 | — | — |

75°C/600 Volts max.



Splices

Vinyl Insulated Butt Splices

| Wire Range | Max. Wire Ins. Dia. | Qty. | Part No. | Qty. | Part No. |
|---|---------------------|------|----------------|-------|----------------|
| 22 - 18 AWG (0,5 - 1,0mm ²)  | 0.157 (4,0mm) | 25 | 83-9281 | 1,000 | 84-9281 |
| 16 - 14 AWG (1,5 - 2,5mm ²)  | 0.177 (4,5mm) | 25 | 83-9291 | 1,000 | 84-9291 |
| 12 - 10 AWG (4,0 - 6,0mm ²)  | 0.248 (6,3mm) | 25 | 83-9301 | 500 | 84-9301 |

75°C/600 Volts max.






Non-Insulated Butt Splices



| Wire Range | Qty. | Part No. | Qty. | Part No. |
|---|------|----------------|------|----------------|
| 22 - 18 AWG (0,5 - 1,0mm ²) | 25 | 83-9001 | — | — |
| 16 - 14 AWG (1,5 - 2,5mm ²) | 25 | 83-9011 | — | — |
| 12 - 10 AWG (4,0 - 6,0mm ²) | 25 | 83-9021 | 500 | 84-9021 |
| 8 AWG (8,0mm ²) | 25 | 83-9031 | 250 | 84-9031 |
| 6 AWG (14,0mm ²) | 20 | 83-9041 | — | — |
| 4 AWG (22,0mm ²) | 20 | 83-9051 | — | — |

105°C/600 Volts max. Not UL Listed.

Vinyl Insulated Parallel Splices

| Wire Range | Max. Wire Ins. Dia. | Qty. | Part No. |
|--|---------------------|------|----------------|
| 20 AWG (0,5mm ²)  | 0.157 (4,0mm) | 25 | 83-9351 |
| 16 AWG (1,5mm ²)  | 0.177 (4,5mm) | 25 | 83-9361 |
| 14 AWG (2,5mm ²)  | 0.248 (6,3mm) | 25 | 83-9371 |

75°C/600 Volts max.



Non-Insulated Parallel Splices



| Wire Range | Qty. | Part No. | Qty. | Part No. |
|------------------------------------|------|----------------|-------|----------------|
| 20 AWG (0,5 - 1,0mm ²) | 25 | 83-9071 | — | — |
| 16 AWG (1,5 - 2,5mm ²) | 25 | 83-9081 | 1,000 | 84-9081 |
| 14 AWG (4,0 - 6,0mm ²) | 25 | 83-9091 | 1,000 | 84-9091 |

105°C/600 Volts max. Not UL Listed.

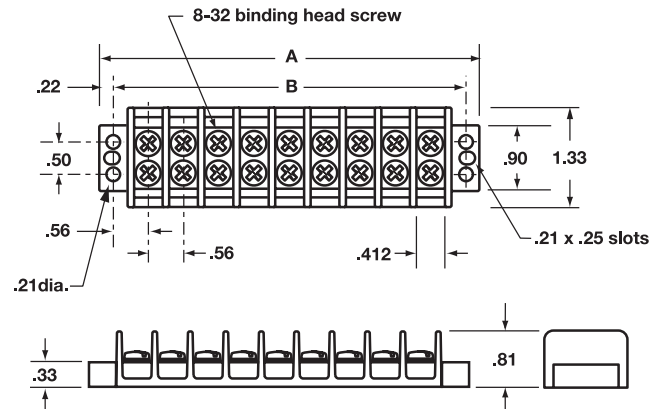
TERMINAL STRIPS

IDEAL® Terminal and Barrier Strips are designed and manufactured to be rugged, reliable and easy to use. A thermoplastic base and corrosion-resistant screws and hardware provide extended service life. Optional accessories provide convenient, versatile application. Available in a wide variety of circuit configurations, electrical ratings and center-spacing, there is an IDEAL® terminal strip for virtually every job.

- Heavy-duty, corrosion-resistant screws, surface plates and optional hardware
- Accessory hardware provides a variety of termination options
- Rugged polyester thermoplastic base (UL Rated 94V-0)
- Operating temperature rated from 130°C (260°F) to -40°C (-40°F)
- UL Recognized (E82048) and CSA Certified (LR15364)

89-200 Series Terminal Strips

- .562 in. (14.28mm) center spacing
- Accepts wire sizes from 10 through 22 AWG Cu
- #8-32 Philslot, zinc-plated steel terminal screws
- Recommended torque: 16 in. - lb.

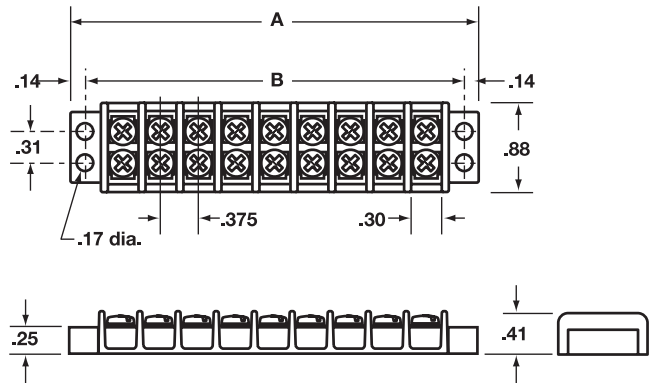


| No. of Poles | Dimensions (Inches) | | Part No. |
|--------------|---------------------|------|---------------|
| | A | B | |
| 2 | 2.13 | 1.69 | 89-202 |
| 3 | 2.69 | 2.25 | 89-203 |
| 4 | 3.25 | 2.81 | 89-204 |
| 6 | 4.37 | 3.94 | 89-206 |
| 8 | 5.50 | 5.06 | 89-208 |
| 10 | 6.62 | 6.19 | 89-210 |
| 12 | 7.75 | 7.31 | 89-212 |

Ratings: 30A/600V UL Listed, CSA Certified (30A/250V when used with optional quick connects).

89-300 Series Terminal Strips

- .375 in. (9.52mm) center spacing
- Accepts wire sizes from 14 through 22 AWG Cu
- #6-32 Philslot, zinc-plated steel terminal screws
- Recommended torque: 9 in. - lb.

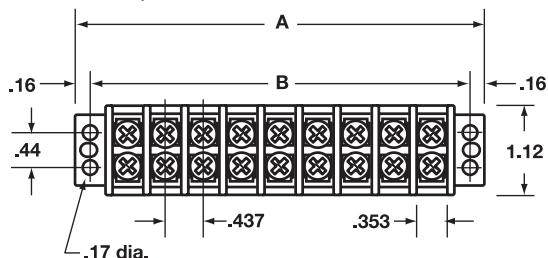


| No. of Poles | Dimensions (Inches) | | Part No. |
|--------------|---------------------|------|---------------|
| | A | B | |
| 2 | 1.40 | 1.12 | 89-302 |
| 4 | 2.16 | 1.88 | 89-304 |
| 6 | 2.90 | 2.62 | 89-306 |
| 8 | 3.66 | 3.38 | 89-308 |
| 10 | 4.40 | 4.12 | 89-310 |
| 12 | 5.16 | 4.88 | 89-312 |

Ratings: 30A/300V UL Listed, 20A/150V CSA Certified (15A/125V when used with optional quick connects).

89-400 Series Terminal Strips

- .437 in. (11.10mm) center spacing
- Accepts wire sizes from 12 through 22 AWG Cu
- #6-32 Phlslot, zinc-plated steel terminal screws
- Recommended torque: 9 in. - lb.



| No. of Poles | Dimensions (Inches) | | Part No. |
|--------------|---------------------|------|---------------|
| | A | B | |
| 2 | 1.63 | 1.31 | 89-402 |
| 4 | 2.51 | 2.18 | 89-404 |
| 6 | 3.38 | 3.06 | 89-406 |
| 8 | 4.25 | 3.93 | 89-408 |
| 10 | 5.13 | 4.81 | 89-410 |
| 12 | 6.00 | 5.68 | 89-412 |

Ratings: 30A/300V UL Listed, CSA Certified.

Jumpers



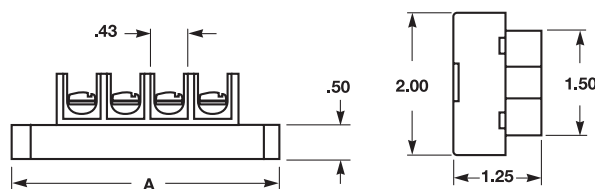
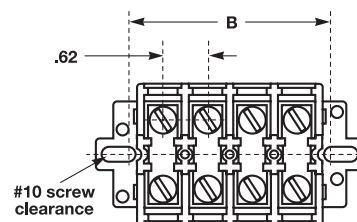
- Provides easy connection of multiple circuits

| For use w/ Terminal Strip Series | Center Spacing (in.) | Qty. | Flat Slip-on Part No. | Over Barrier Slip-on Part No. | Flat 12-Circuit Part No. |
|----------------------------------|----------------------|------|-----------------------|-------------------------------|--------------------------|
| 89-200 | .562 | 10 | 89-229 | 89-224 | — |
| | | 100 | 89-230 | — | — |
| 89-300 | .375 | 10 | 89-323 | 89-324 | — |
| | | 100 | 89-330 | — | — |
| 89-400 | .437 | 10 | 89-423 | 89-424 | — |
| | | 100 | 89-430 | — | — |
| 89-500 | .625 | 2 | — | — | 89-525 |

89-500 Series Terminal Strips



- Available in standard or shorting block styles
- .625 in. (15.88mm) center spacing
- Accepts wire sizes from 6 through 22 AWG Cu
- #10-32 Phlslot, nickel-plated brass terminal screws
- Recommended torque: 20 in. - lb.



| No. of Poles | Dimensions (Inches) | | Standard Block Part No. | Shorting Block Part No. |
|--------------|---------------------|------|-------------------------|-------------------------|
| | A | B | | |
| 4 | 3.75 | 2.87 | 89-504 | 89-505 |
| 6 | 5.00 | 4.12 | 89-506 | 89-507 |
| 8 | 6.25 | 5.37 | 89-508 | 89-509 |
| 12 | 8.75 | 7.87 | 89-512 | 89-513 |

Ratings: 60A/600V UL Listed, CSA Certified (Max. rating achieved with #6 AWG Cu wire crimped to ring terminals)

Quick Connects

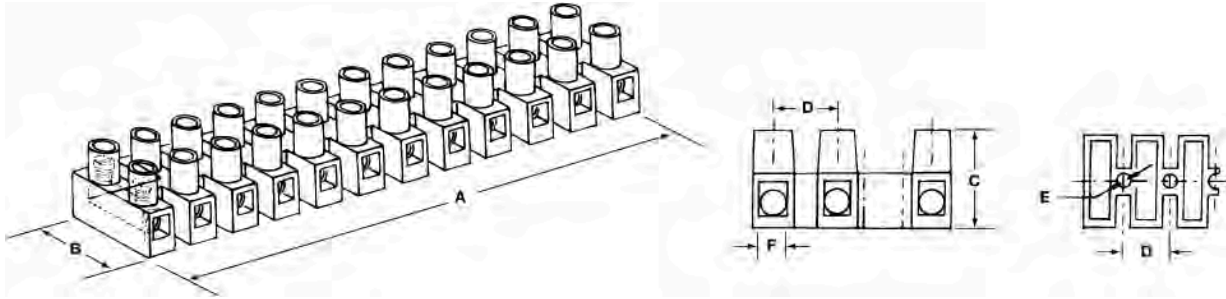



- Allows fast, flexible circuit changes

| For use w/ Terminal Strip Series | Tab Size (in.) | Qty. | Flat-None Part No. | Flat-Flat Part No. |
|----------------------------------|----------------|------|--------------------|--------------------|
| 89-300 | .187 x .020 | 10 | 89-314 | 89-317 |
| 89-200 & 89-400 | .250 x .031 | 10 | 89-414 | 89-417 |

BARRIER STRIPS

- Recessed screws and tubular contacts provide added safety and help prevent short circuits
- Tubular contacts connect stripped, un-terminated solid or stranded wire directly to each contact
- Integrated wire protectors prevent twisting and breakage of stranded wire during connection
- Modular 12-circuit design can be cut into smaller sections, or stacked end-to-end
- Rugged nylon construction, UL 94V2
- Operating temperature rated to 105°C (221°F)



| Electrical Ratings | Wire Range | No. of Circuits | Torque in.- lb. | Dimensions (Inches) | | | | | | Part No. |
|-----------------------------|----------------------------|-----------------|-----------------|---------------------|-------|-------|-------|-------|-------|---------------|
| | | | | A | B | C | D | E | F* | |
| 20A/300V UL 20A/600V CSA | 22 - 12 AWG | 12 | 3.5 | 3.787 | 0.669 | 0.570 | 0.315 | 0.114 | 0.110 | 89-608 |
| 30A/300V UL 30A/600V CSA | 22 - 10 AWG 22 - 12 AWG | 12 | 4.4 | 4.626 | 0.795 | 0.670 | 0.394 | 0.142 | 0.134 | 89-610 |
| 35A/300V UL/CUL | 22 - 10 AWG | 12 | 7.0 | 5.540 | 0.937 | 0.748 | 0.472 | 0.154 | 0.154 | 89-612 |
| 50A/300V UL/CUL | 20 - 8 AWG | 12 | 12.0 | 6.220 | 1.008 | 0.992 | 0.531 | 0.173 | 0.189 | 89-614 |

*Plus or minus .004 in.



INSULATION CONNECTORS

B-TAP® Insulation Piercing Connectors

Safe, dependable and easy. The Buchanan B-TAP® Insulation Piercing Connector offers a breakaway torque nut that guarantees a perfect connection every time, no more guesswork. It simply snaps off when UL torque requirements are met. The grease-filled rubber end caps provide superior water and corrosion resistance, while the insulation-piercing design eliminates downtime and power interruptions.

That translates into a 60% installed cost savings compared to split bolts. Installation is easy; all you need is a standard socket or wrench. B-TAP® Connectors can be safely installed on energized systems, eliminating power interruptions and downtime.

B-TAP® Connectors...EASY AS 1, 2, 3.

1. Select proper B-TAP® connector.
2. Position cables. No need to turn off power.
3. Tighten breakaway torque nut with a standard socket or wrench.

To determine the most appropriate B-TAP® connector for a specific main and tap combination, see chart.



Wire Range Chart

| Part No. | Wire Size | | | | | | | | | | | | | | | | | | |
|------------|-----------------|----|----|---|---|---|---|---|---|-----|-----|-----|-----|-----|-----|-----|-----|-----|-----|
| | 14 | 12 | 10 | 8 | 6 | 4 | 3 | 2 | 1 | 1/0 | 2/0 | 3/0 | 4/0 | 250 | 300 | 350 | 400 | 500 | 750 |
| BTC1/0-10 | Main: 1/0 - 8 | | | | | | | | | | | | | | | | | | |
| | Tap: 2 - 10 | | | | | | | | | | | | | | | | | | |
| BTC2/0-14 | Main: 2/0 - 4 | | | | | | | | | | | | | | | | | | |
| | Tap: 10 - 14 | | | | | | | | | | | | | | | | | | |
| BTC4/0-10 | Main: 4/0 - 3 | | | | | | | | | | | | | | | | | | |
| | Tap: 2 - 10 | | | | | | | | | | | | | | | | | | |
| BTC250-6 | Main: 250 - 4 | | | | | | | | | | | | | | | | | | |
| | Tap: 4/0 - 6 | | | | | | | | | | | | | | | | | | |
| BTC350-1/0 | Main: 350 - 1/0 | | | | | | | | | | | | | | | | | | |
| | Tap: 350 - 1/0 | | | | | | | | | | | | | | | | | | |
| BTC500-4 | Main: 500 - 2/0 | | | | | | | | | | | | | | | | | | |
| | Tap: 4/0 - 4 | | | | | | | | | | | | | | | | | | |
| BTC500-1/0 | Main: 500 - 4/0 | | | | | | | | | | | | | | | | | | |
| | Tap: 350 - 1/0 | | | | | | | | | | | | | | | | | | |
| BTC500-14 | Main: 750 - 3/0 | | | | | | | | | | | | | | | | | | |
| | Tap: 10 - 14 | | | | | | | | | | | | | | | | | | |
| BTC750-250 | Main: 750 - 250 | | | | | | | | | | | | | | | | | | |
| | Tap: 500 - 250 | | | | | | | | | | | | | | | | | | |

Full-line is 600V dual-rated, 194°F (90°C)

| Conductor Range | | Voltage Rating | Socket Size (Inches) | Torque (In. Lbs.) | No. of Bolts | Part No. |
|-----------------|--------------------|----------------|----------------------|-------------------|--------------|-------------------|
| Run | Tap | | | | | |
| 1/0-8 | 2-10 ¹ | 600V | 1/2 | 80 | 1 | BTC1/0-10 |
| 2/0-4 | 10-14 ² | 600V | 1/2 | 80 | 1 | BTC2/0-14 |
| 4/0-3 | 2-10 ³ | 600V | 1/2 | 125 | 1 | BTC4/0-10 |
| 250-4 | 4/0-6 | 600V | 1/2 | 160 | 1 | BTC250-6 |
| 350-1/0 | 350-1/0 | 600V | 5/8 | 330 | 2 | BTC350-1/0 |
| 500-2/0 | 4/0-4 | 600V | 5/8 | 330 | 2 | BTC500-4 |
| 500-4/0 | 350-1/0 | 600V | 5/8 | 330 | 2 | BTC500-1/0 |
| 750-3/0 | 10-14 ⁴ | 600V | 1/2 | 80 | 1 | BTC500-14 |
| 750-250 | 500-250 | 600V | 5/8 | 330 | 2 | BTC750-250 |

¹ Tap #2 - #10 Cu solid/stranded; #2 - #10 Al stranded

² Tap #10 - #14 Cu solid/stranded; #10 - #14 Al stranded

³ Tap #2 - #10 Cu solid/stranded; #2 - #8 Al stranded

⁴ Tap #10 - #14 Cu solid/stranded; #10 - #12 Al stranded



TOOLS & SUPPLIES

PROFESSIONAL QUALITY, INNOVATIVE SOLUTIONS

When it comes to quality, performance, and durability, IDEAL is the professional choice for hand tools, fish tapes, benders, lubricants, power tool accessories, electrical supplies, and much more. Electricians know what it takes to on the job in today's world and IDEAL tools & supplies fulfill their needs through performance and innovation. With a full line of professional grade tools and supplies, IDEAL supports electrician's and contractor's needs. Continuing to evolve and investing in manufacturing and engineering, IDEAL has been providing professional grade tools and supplies since 1916.

WIRE FISHING

| | |
|-------------------------------|------|
| Fish Tapes..... | B-4 |
| Fishing Poles..... | B-7 |
| Wire Pulling Lubricants | B-9 |
| Pulling Supplies..... | B-12 |

HAND TOOLS

| | |
|---|------|
| Conduit Benders..... | B-15 |
| Wire Strippers..... | B-17 |
| Wire Cutters..... | B-19 |
| Pliers..... | B-22 |
| Saws..... | B-24 |
| Knives..... | B-25 |
| Levels..... | B-25 |
| Crimp Tools | B-26 |
| Cable Cutters..... | B-27 |
| Multi-Bit Screwdrivers | B-30 |
| Twist-a-Nut™ Screwdrivers/ Nut Drivers | B-31 |
| Cushioned-Grip Screwdrivers | B-33 |
| Nut Drivers..... | B-36 |
| Industrial Bits..... | B-39 |
| Insulated Tools | B-42 |
| Tool Carriers/Pouches | B-48 |
| Tool Kits | B-53 |

POWER TOOL ACCESSORIES

| | |
|----------------------|------|
| Carbide Cutters..... | B-59 |
| Step Bits | B-61 |
| Drill Taps | B-62 |
| Hole Saws..... | B-63 |

POWER TOOL ACCESSORIES

| | |
|------------------------------|------|
| Auger Bits..... | B-66 |
| Recip Blades..... | B-67 |
| Flex Bits / Spade Bits | B-69 |

ELECTRICAL TAPE / SEALANT

| | |
|------------------------|------|
| Electrical Tapes..... | B-71 |
| Specialty Tapes | B-72 |
| Insulating Wraps | B-74 |
| Underground Tapes..... | B-75 |
| Barricade Tapes..... | B-76 |
| Duct Seal..... | B-76 |

WIRE MANAGEMENT

| | |
|----------------------|------|
| Cable Ties | B-78 |
| Cable Tie Tools..... | B-83 |
| Wire Markers..... | B-84 |
| Staples..... | B-85 |
| Switches..... | B-87 |

HEAT SHRINK

| | |
|----------------------------------|------|
| Thermo-Shrink® Heat Shrink | B-90 |
|----------------------------------|------|

LOCKOUT/TAGOUT

| | |
|----------------------|-------|
| Kits..... | B-95 |
| Lockouts..... | B-100 |
| Padlocks..... | B-103 |
| Tags | B-103 |
| Signs | B-104 |
| Conduit Markers..... | B-104 |



PLIERS
Page B-21

THE ELECTRICIAN'S
CHAMPION™  **IDEAL**®

WIRE FISHING

Type

Blued-Steel™



- Laser etched in 12 in. increments to provide instant conduit length
- Stiffer for long runs
- Highest grade carbon steel
- Tensile strength 1,600 lbs.

Stainless Steel



- Laser etched in 12 in. increments to provide instant conduit length
- Tensile strength 1,600 lbs.

S-Class®




- Non-conductive fiberglass tape for use around live circuits
- Omni-directional pushing
- 3 tip choices - leader, metal eyelet and non-conductive eyelet
- Pulling strength 500 lbs.

Volt-Guard



- Non-conductive tape for use around live circuits
- Pulling strength 350 lbs.

Zoom™



- 19 strands of stainless steel
- Ultra hard nylon jacket adds slipperiness, protects cables and user's hands
- Pulling strength 1,000 lbs.

Gold-Fish®



- Brass-plated coiled steel
- Kink proof
- Tensile strength 700 lbs.

Cases

Tuff-Grip™ Pro

- Durable case takes up to 20 ft. drop without breaking
- Full-perimeter handle band helps keep dirt and moisture out
- Superior pull-out and rewind characteristics




Rapid-Pak®

- Inner rotating reel with winding knob for increased labor savings
- Funneled tape opening reduces kinking and tape breakage
- Reversible, hinged knob for right or left handed rewinds



Thumb Winder™

- Convenient 7 in. size for easy tool bag storage
- Durable impact resistant ABS case
- Easy-to-use thumb-operated rewind



⚠ WARNING

Always use approved safety glasses when using this product. Do not use near energized equipment. Electrical shock may occur. Make sure all power is off. Do not use pliers or other tools that may kink, damage, or weaken any round fish tapes such as S-Class®, Nylon or Zoom™. Use only a fish tape puller designed for this purpose. While fish tapes made of fiberglass, nylon or other composite materials are non-conductive, they may have a metal eyelet that is conductive and could be grounded against conduit. Do not use on live electrical circuits. Do not attempt to use fish tape that is fractured or has multiple ends. Keep the fish tape wound in the reel to prevent damage to the tape. Use this product in a safe work position to prevent loss of balance. Never remove the screws from case while fish tape is coiled inside the reel. Failure to follow instructions may result in severe bodily harm or damage to property.

The Fish Tape square inlay with notched corner combined with an ergonomic handle is a registered trademark of IDEAL INDUSTRIES, INC. Reg. U.S. Pat. & Tm. Off.

The blue color of the Fish Tape products is a registered trademark of IDEAL INDUSTRIES, INC. Reg. U.S. Pat. & Tm. Off.

Blued-Steel™ Fish Tapes

- Laser etched in 12 in. increments to provide instant conduit length
- High column strength for longer runs
- Non-oily finish resists rust



| Length (ft.) | Width & Thickness | Case Diameter | End Type | Tuff-Grip™ Pro | Thumb-Winder™ | Replacement Tapes (No Case) |
|--------------|--------------------|---------------|-------------|----------------|---------------|-----------------------------|
| 25 | 1/8 in. x .045 in. | 7 in. | Formed hook | - | 31-012 | - |
| 50 | 1/8 in. x .045 in. | 7 in. | Formed hook | - | 31-010 | - |
| 50 | 1/8 in. x .060 in. | 9 in. | Formed hook | 31-033 | - | 31-004 |
| 60 | 1/8 in. x .060 in. | 12 in. | Formed hook | 31-055 | - | 31-035 |
| 120 | 1/8 in. x .060 in. | 12 in. | Formed hook | 31-056 | - | 31-036 |
| 240 | 1/8 in. x .060 in. | 12 in. | Formed hook | 31-057 | - | 31-038 |
| 50 | 1/4 in. x .060 in. | 12 in. | Formed hook | 31-059 | - | 31-051 |
| 100 | 1/4 in. x .060 in. | 12 in. | Formed hook | 31-058 | - | 31-050 |
| 200 | 1/4 in. x .060 in. | None | Formed hook | - | - | 31-052 |
| 400 | 1/4 in. x .060 in. | None | Formed hook | - | - | 31-2128 |
| - | 1/4 in. x .060 in. | None | Formed hook | - | - | 31-2982* |

*Bulk roll 750 lbs. (approximately 12,000 ft.)

Stainless Steel Fish Tapes

- Laser etched in 12 in. increments to provide instant conduit length
- Tape will not rust or corrode in humid environments
- Stainless steel design provides a smooth pay-out



| Length (ft.) | Width & Thickness | Case Diameter | End Type | Tuff-Grip™ Pro | Replacement Tape (No Case) |
|--------------|--------------------|---------------|-------------|----------------|----------------------------|
| 120 | 1/8 in. x .060 in. | 12 in. | Formed hook | 31-066 | - |
| 240 | 1/8 in. x .060 in. | 12 in. | Formed hook | 31-067 | 31-074 |

Zoom™ Fish Tapes

- Great for hard to navigate conduit with multiple bends
- Nylon jacket protects the stainless steel core while adding to the slipperiness of Zoom™



| Length (ft.) | Diameter | Case Diameter | End Type | Tuff-Grip™ Pro | Replacement Tapes (No Case) |
|--------------|----------|---------------|--------------|----------------|-----------------------------|
| 50 | 3/16 in. | 12 in. | Metal Eyelet | 31-090 | 31-091 |
| 100 | 3/16 in. | 12 in. | Metal Eyelet | 31-092 | 31-093 |
| 200 | 3/16 in. | 16 in.* | Metal Eyelet | 31-096 | - |

*Traditional handle

The Fish Tape square inlay with notched corner combined with an ergonomic handle is a registered trademark of IDEAL INDUSTRIES, INC. Reg. U.S. Pat. & Tm. Off.

The blue color of the Fish Tape products is a registered trademark of IDEAL INDUSTRIES, INC. Reg. U.S. Pat. & Tm. Off.

S-Class® Fiberglass Fish Tapes

- Non-conductive tape
- Structural glass core provides a more durable fiberglass tape
- Fiberglass core with nylon outer jacket provides durability



| Length (ft.) | Diameter | Case Diameter | End Type | Tuff-Grip™ Pro | Rapid-Pak® | Replacement Tapes (No Case) |
|--------------|----------|---------------|-----------------------|----------------|---------------|-----------------------------|
| 50 | 3/16 in. | 12 in. | Leader | 31-060 | 31-187 | 31-150 |
| 50 | 3/16 in. | 12 in. | Metal Eyelet | 31-062 | 31-190 | 31-160 |
| 50 | 3/16 in. | 12 in. | Non-Conductive Eyelet | 31-086 | - | 31-200 |
| 100 | 3/16 in. | 12 in. | Leader | 31-061 | 31-186 | 31-152 |
| 100 | 3/16 in. | 12 in. | Metal Eyelet | 31-063 | 31-189 | 31-162 |
| 100 | 3/16 in. | 12 in. | Non-Conductive Eyelet | 31-087 | - | 31-201 |
| 200 | 3/16 in. | 16 in.* | Leader | 31-064 | 31-207 | 31-155 |
| 200 | 3/16 in. | 16 in.* | Metal Eyelet | 31-065 | 31-208 | 31-165 |
| 200 | 3/16 in. | 16 in.* | Non-Conductive Eyelet | 31-088 | - | 31-202 |

*Traditional handle

Volt-Guard Fish Tapes

- Light-duty non-conductive tape for use around live circuits
- Elliptical design gives the Volt-Guard greater pushing power
- Repair kit available, order #31-541



| Length (ft.) | Width & Thickness | Case Diameter | End Type | Tuff-Grip™ Pro | Replacement Tapes (No Case) |
|--------------|---------------------|---------------|-----------------------|----------------|-----------------------------|
| 60 | 3/16 in. x .094 in. | 12 in. | Non-Conductive Eyelet | 31-542 | 31-552 |
| 120 | 3/16 in. x .094 in. | 12 in. | Non-Conductive Eyelet | 31-544 | 31-554 |

Gold-Fish® Fish Tape

- Ultra-flexible tape for hard-to-navigate areas
- Brass-plated coils resist rust
- No "memory" - hangs straight after being coiled for long periods



| Length (ft.) | Diameter | Case Diameter | End Type | Tuff-Grip™ Pro | Replacement Tape (No Case) |
|--------------|----------|---------------|--------------|----------------|----------------------------|
| 50 | 3/16 in. | 12 in. | Metal Eyelet | 31-144 | 31-141 |

The Fish Tape square inlay with notched corner combined with an ergonomic handle is a registered trademark of IDEAL INDUSTRIES, INC. Reg. U.S. Pat. & Tm. Off.

The blue color of the Fish Tape products is a registered trademark of IDEAL INDUSTRIES, INC. Reg. U.S. Pat. & Tm. Off.

Fish Tape Leaders



- Guides fish tape around bends in conduit
- Handles up to six 10 AWG bare wires
- Pulls up to 500 lbs.

| Description | Part No. |
|---|---------------|
| Fish Tape Leader for steel or stainless steel tapes | 31-148 |

Fish Tape Swivel Ball



- Swivels to prevent wires from twisting during pull
- Designed for use on 1/8 in. steel or stainless steel tapes
- Eyelet holds up to four 10 AWG bare wires

| Description | Part No. |
|-----------------------|---------------|
| Fish Tape Swivel Ball | 31-085 |

Tuff-Grip™ Pro Accessories



- Replacement includes: Fish Tape Case (2 halves) and Handle (1)

| Description | Part No. |
|--|----------------|
| Fish Tape Parts Kit | KB-0173 |
| Screws* (not included, kit requires 4) | LA-4218 |

*Screws not included, must be ordered separately.

Fish Tape Non-Conductive Tip Replacement Kits

31-203



31-541



- Easy to apply
- Each kit includes two eyelets & adhesive

| Description | Part No. |
|---------------------------------|---------------|
| Volt-Guard Fish Tape Repair Kit | 31-541 |
| S-Class® Fish Tape Repair Kit | 31-203 |

Fish Tape Field Application Repair Kits

- For use on S-Class® & Zoom™ Fish Tapes
- Crimps on new eyelet or leader in minutes
- Dies can be used with Crimpmaster™ Crimp Tool
- Connection guaranteed to withstand 500 lbs.



31-158



31-166



31-156

| Description | Part No. |
|---|---------------|
| Field Application Kit includes: Crimpmaster™ Crimp Tool frame (30-506), die set, S-Class® eyelets (2), S-Class® leaders (2), Zoom™ eyelets (2) & instant adhesive | 31-156 |
| Die Set Kit includes: eyelets (2), leaders (2) & instant adhesive (for those who already have a Crimpmaster™ Crimp Tool) | 31-164 |
| Replacement eyelets (4) for S-Class® Fish Tapes & adhesive | 31-158 |
| Replacement leaders (4) for S-Class® Fish Tapes & adhesive | 31-159 |
| Replacement eyelets (2) for Zoom™ Fish Tapes | 31-094 |
| Die Set Only (for those who already have a Crimpmaster™ Crimp Tool) | 31-166 |

The Fish Tape square inlay with notched corner combined with an ergonomic handle is a registered trademark of IDEAL INDUSTRIES, INC. Reg. U.S. Pat. & Tm. Off.

The blue color of the Fish Tape products is a registered trademark of IDEAL INDUSTRIES, INC. Reg. U.S. Pat. & Tm. Off.

Tuff-Rod™ Regular Flex Fishing Poles



- Strong, lightweight, flexible extendable fiberglass rod kits
- Use to reach and pull wires over suspended ceilings, in cable trays or through interior walls
- Packaged in clear tubes for protection and long-term storage
- 1/4 in. white fiberglass
- Extra stiffness for added control when maneuvering wires

| Description | Length | Diameter | Sections | Part No. |
|---------------------------------------|--------------|----------|--------------|---------------|
| Fixed bullet nose and threaded J hook | 12 ft. total | 1/4 in. | 3 ea. 4 ft. | 31-611 |
| Fixed bullet nose and threaded J hook | 24 ft. total | 1/4 in. | 4 ea. 6 ft. | 31-612 |
| Replacement Rods | 4 ft. x 12 | 1/4 in. | 12 ea. 4 ft. | 31-643 |
| Replacement Rods | 6 ft. x 12 | 1/4 in. | 12 ea. 6 ft. | 31-644 |

Tuff-Rod™ Extra Flex Glow Fishing Poles


- Strong, lightweight, flexible extendable fiberglass rod kits
- Use to reach and pull wires over suspended ceilings, in cable trays or through interior walls
- Packaged in clear tubes for protection and long-term storage
- 3/16 in. pale green luminescent fiberglass
- Glow-in-the-dark material for easy use in attics, basements and other dimly lit areas




| Description | Length | Diameter | Sections | Part No. |
|---------------------------------------|--------------|----------|--------------|---------------|
| Fixed bullet nose and threaded J hook | 8 ft. total | 3/16 in. | 2 ea. 4 ft. | 31-654 |
| Fixed bullet nose and threaded J hook | 12 ft. total | 3/16 in. | 3 ea. 4 ft. | 31-631 |
| Fixed bullet nose and threaded J hook | 15 ft. total | 3/16 in. | 3 ea. 5 ft. | 31-653 |
| Fixed bullet nose and threaded J hook | 30 ft. total | 3/16 in. | 5 ea. 6 ft. | 31-633 |
| Replacement Rods | 4 ft. x 12 | 3/16 in. | 12 ea. 4 ft. | 31-647 |
| Replacement Rods | 6 ft. x 12 | 3/16 in. | 12 ea. 6 ft. | 31-648 |

Tuff-Rod™ Accessory Kits

- Includes replacement heads: one threaded bullet nose, one threaded J hook and one threaded whisk




| Description | Part No. |
|------------------------|---------------|
| 3/16 in. Accessory Kit | 31-651 |
| 1/4 in. Accessory Kit | 31-652 |



Ultra smooth gel coat helps protect hands from fiberglass

Fiber reinforced composite pultrusion for consistent high quality

Crimped edge provides exceptional "pull-off" strength for a durable, long-lasting fishing pole



WIRE LUBRICANTS & PULLING ACCESSORIES

Application Selection

| | Commercial | Utility |
|-------------------|--|---|
| Temperature Range | 40°F - 120°F (4°C - 49°C) | -28°F - 120°F (-33°C - 49°C) |
| Length of Run | Up to 75 ft. (finished construction) Up to 1,200 ft. (new construction) | Up to 250 ft. |
| Installation Time | 8 hrs. | 24 hrs. |
| Best Choice | ClearGlide® (finished construction) Yellow 77® and Yellow 77® Plus (new construction) | Aqua-Gel® II & Velocity™ (indoors, outdoors) Aqua-Gel® CW & IIP (outdoors) |

Product Selection

| | Yellow 77® | Yellow 77® Plus | ClearGlide® | Aqua-Gel® II | Aqua-Gel® IIP | Aqua-Gel® CW | Velocity™ |
|---|------------------------------|------------------------------|------------------------------|-------------------------------|-------------------------------|---------------------------------|---------------------------------|
| Color | Yellow | Yellow | Clear | Blue | Blue | Pink | Cream |
| Base | Wax | Wax | Polymer | Polymer | Polymer | Polymer | Polymer |
| Average Coefficient of Friction* | .17 | .16 | .23 | .19 | .19 | .19 | .16 |
| Stability Range | 32°F - 130°F (0°C - 54°C) | 32°F - 190°F (0°C - 88°C) | 32°F - 180°F (0°C - 82°C) | 28°F - 180°F (-2°C - 82°C) | 28°F - 180°F (-2°C - 82°C) | -28°F - 190°F (-33°C - 82°C) | 25°F - 140°F (-3.9°C - 60°C) |
| Application Temperature Range | 40°F - 100°F (4°C - 38°C) | 40°F - 100°F (4°C - 38°C) | 40°F - 100°F (4°C - 38°C) | 40°F - 100°F (4°C - 38°C) | 40°F - 100°F (4°C - 38°C) | -28°F - 40°F (-33°C - 4°C) | 40°F - 140°F (4°C - 82°C) |
| Compatibility (Cable Types): | | | | | | | |
| Rubber | • | • | • | • | • | • | • |
| Neoprene | • | • | • | • | • | • | • |
| Nylon | • | • | • | • | • | • | • |
| PVC | • | • | • | • | • | • | • |
| High-density or cross-linked polyethylene | • | • | • | • | • | • | • |
| Low-density polyethylene | | • | • | • | • | • | • |
| Semi-conducting jacket | | • | • | • | • | • | • |
| Hypalon | • | • | • | • | • | • | • |

*Results from NEETRAC, an independent testing laboratory affiliated with The Georgia Institute of Technology.

Recommended Qty. of Lubricant Formula

$$Q = .0015 \times L \times D$$

Q = Quantity of recommended lube in gallons

L = Length of pull in feet

D = Nominal ID of conduit in inches

This formula may be used as a guideline for estimating the quantity of lubricant needed for various jobs. Many additional factors may impact quantity needed. Increase quantities if any of the following apply:

- Stiff or heavy cable
- Rough, old, or dirty conduit
- High percent conduit fill
- Pull with several bends
- High temperatures



Yellow 77® Plus Wire Pulling Lubricant

- Rapid Glide™ polytetrafluoroethylene additive provides greater lubricity than other wax-based lubricants – great for tough pulls
- Safe to use with all cable types
- Clings to cable throughout long runs, even where moisture is present
- Remains stable in high temperatures – usable from 32°F to 190°F (0°C to 88°C)
- Dries slowly to a thin, non-conductive film
- Creamy texture applies easily and uniformly by hand or brush
- Homogeneous blend requires no mixing
- Won't dry out – surface coat forms to control evaporation
- Environmentally safe – non-toxic, non-flammable and non-corrosive



| Description | Part No. |
|----------------------|---------------|
| 1-qt. Squeeze Bottle | 31-398 |
| 1-gal. Bucket | 31-391 |
| 5-gal. Bucket | 31-395 |



ClearGlide® Wire Pulling Lubricant

- Clear and colorless for quick and easy clean-up – great for indoor and retrofit pulls
- Exceptional lubricity for super-fast pulls
- Polymer-based formula is perfect for all electrical and datacomm applications
- Safe to use with all cable types
- Controlled evaporation rate is ideal for shorter runs
- Remains stable over wide temperature ranges – usable from 32°F to 180°F (0°C to 82°C)
- Dries to a semi-fluid film
- Easy to apply by hand, brush or pump
- Environmentally safe – non-toxic, non-flammable and non-corrosive



| Description | Part No. |
|----------------------|----------------|
| 1-qt. Squeeze Bottle | 31-388 |
| 1-gal. Bucket | 31-381 |
| 5-gal. Bucket | 31-385 |
| 55-gal. Drum | 31-2143 |



Yellow 77® Wire Pulling Lubricant

- The #1 brand of wire pulling lubricant since 1959
- Wax-based formula provides superior lubricity
- Safe to use with most cable types except low-density polyethylene and semi-conducting jackets
- Clings to cable throughout long pulls, even where moisture is present
- Won't break down or separate after repeated exposure to freezing temperatures
- Dries slowly to a thin, non-conductive film
- Creamy texture applies easily and uniformly by hand or brush
- Homogeneous blend requires no mixing
- Won't dry out – surface coat forms to control evaporation
- Environmentally safe – non-toxic, non-flammable and non-corrosive



| Description | Part No. |
|----------------------|---------------|
| 1-qt. Squeeze Bottle | 31-358 |
| 1-gal. Bucket | 31-351 |
| 5-gal. Bucket | 31-355 |
| 55-gal. Drum | 31-365 |

Aqua-Gel® II Cable Pulling Lubricant



- Polymer-based formula provides maximum tension reduction in high-stress electrical and communication cable-pulling operations
- Cleans up easily with soap and water
- Clings to cable throughout long pulls
- Remains stable over wide temperature range – usable from 28°F to 180°F (-2°C to 88°C)
- Dries to a semi-fluid film that won't clog conduit
- Easy to apply by hand, brush or pump
- Environmentally safe – non-toxic, non-flammable and non-corrosive
- For indoor and outdoor use

| Description | Part No. |
|----------------------|----------------|
| 1-qt. Squeeze Bottle | 31-378 |
| 1-gal. Bucket | 31-371 |
| 5-gal. Bucket | 31-375 |
| 55-gal. Drum | 31-3855 |



Aqua-Gel® IIP Cable Pulling Lubricant

- Features the same excellent qualities as Aqua-Gel® II Cable Pulling Lubricant with a lower viscosity for easy pouring and pumping
- Pourable formula clings to cable – eliminates hand application for a clean and safe job
- Cleans up easily with soap and water
- Environmentally safe – non-toxic, non-flammable and non-corrosive
- For outdoor use



| Description | Part No. |
|---------------|---------------|
| 1-gal. Jug | 31-421 |
| 5-gal. Bucket | 31-425 |
| 55-gal. Drum | 31-435 |



Aqua-Gel® CW Cable Pulling Lubricant

- Features the same excellent qualities as Aqua-Gel® II Cable Pulling Lubricant with a lower temperature range for use outdoors in cold weather
- Polymer-based, cold-weather formula remains stable in storage from -28°F to 190°F (-33°C to 82°C)
- Formulated for exterior use in cold weather conditions
- Cleans up easily with soap and water
- Clings to cable throughout long pulls
- Well-suited for hand or poured applications
- Environmentally safe – non-toxic, non-flammable and non-corrosive
- For outdoor use



| Description | Part No. |
|----------------------|---------------|
| 1-qt. Squeeze Bottle | 31-298 |
| 1-gal. Jug | 31-291 |
| 5-gal. Bucket | 31-295 |



Velocity™ Wire Pulling Lubricant

- High cling factor
- Maximum friction reduction
- Specification grade
- Compatible with all cable types
- Temperature stable
- Non-combustible residue
- Environmentally safe – non-toxic, non-flammable and non-corrosive



| Description | Part No. |
|----------------------|---------------|
| 1-qt. Squeeze Bottle | 31-276 |
| 1-gal. Bucket | 31-277 |
| 5-gal. Bucket | 31-278 |

Noalox® Anti-Oxidant

- Anti-oxidant compound improves efficiency and service life of aluminum electrical connections
- Suspended zinc particles penetrate and cut aluminum oxide
- Provides additional inner-strand and inner-conductor current paths for improved conductivity and cooler connections
- Carrier material excludes air to minimize further oxidation
- For use with pressure-type wire connectors including lugs, taps, service entrances and split-bolts
- Reduces galling and seizing when applied on aluminum conduit joints promoting good ground continuity




| Description | Part No. |
|----------------------|----------------|
| 1/2-oz. Tube | 30-024 |
| 4-oz. Squeeze Bottle | 30-026 |
| 8-oz. Squeeze Bottle | 30-030 |
| 8-oz. Brush Cap | 30-031 |
| 1-gal. Bucket | 30-032 |
| 5-gal. Bucket | 30-040 |
| 55-gal. Drum | 30-1216 |

Compatible with aluminum to aluminum and aluminum to copper connections.



For a Safety Data Sheet on lubricants and other products visit us at idealind.com.



Valu-Line™ Pull Line

- White with gray tracer for easy identification
- Continuous-fiber polyline great for blowing directly into conduit
- Will not rot or mildew
- Can be left in conduit for future use

**STANDARD DUTY
190 LBS.**



| Description | Tensile Strength | Length | Part No. |
|----------------------|------------------|-------------------|---------------|
| Valu-Line™ Pull-Line | 190 lbs. | 6,500 ft./ Bucket | 31-338 |

Powr-Fish® Pull Line

- White with blue tracer for easy identification
- Continuous-fiber polyline great for blowing directly into conduit
- Will not rot or mildew
- Can be left in conduit for future use

**HEAVY DUTY
210 LBS.**



| Description | Tensile Strength | Length | Part No. |
|----------------------|------------------|-------------------|---------------|
| Powr-Fish® Pull-Line | 210 lbs. | 500 ft./ Canister | 31-348 |
| Powr-Fish® Pull-Line | 210 lbs. | 6,500 ft./ Bucket | 31-340 |

Powr-Fish® Pull Line

- White with red tracer for easy identification
- 500 lb. tensile, our highest tensile-rated pull-line
- Continuous-fiber polyline great for blowing directly into conduit
- Will not rot or mildew
- Can be left in conduit for future use

**EXTRA HEAVY DUTY
500 LBS.**



| Description | Tensile Strength | Length | Part No. |
|----------------------|------------------|-------------------|---------------|
| Powr-Fish® Pull-Line | 500 lbs. | 2,200 ft./ Bucket | 31-344 |

Conduit Measuring Tape

- Provides quick and accurate measurement of conduit runs
- Easy-to-read markings in sequential one-foot increments
- 160 lb. tensile strength
- Pulls rope through raceways without stretching
- Will not rot or mildew



| Description | Tape Width | Length | Part No. |
|------------------------|------------|-----------|---------------|
| Conduit Measuring Tape | 3/16 in. | 3,000 ft. | 31-347 |

3-in-1 Premise MULETAPE®

- Reduces installation time and saves money on premise jobs
- Blow, measure and pull with single product
- Imprinted with sequential footage markings
- Fewer installation steps, significant material and labor savings
- Cloth tape is soft and won't cut hands during feeding and pulling



| Description | Pulling Strength | Tape Width | Length/ Bucket | Part No. |
|--------------------------|------------------|------------|----------------|---------------|
| 3-in-1 Premise MULETAPE® | 400 lbs. | 1/4 in. | 4,500 ft. | 31-314 |
| | 1,800 lbs. | 1/2 in. | 1,300 ft. | 31-315 |

MULETAPE® is a registered trademark of NEPTCO, INC.



Foam Carriers

- Attach to a suitable line to serve as a piston – clears out water or debris as they travel through conduit
- Durable foam construction for repeated use and long life
- For use with any type of blower or vacuum system



| Description | Quantity | Part No. |
|------------------------|----------|---------------|
| 1/2 in. Foam Carrier | Bag of 1 | 31-316 |
| 3/4 in. Foam Carrier | | 31-317 |
| 1 in. Foam Carrier | | 31-318 |
| 1-1/4 in. Foam Carrier | | 31-319 |
| 1-1/2 in. Foam Carrier | | 31-320 |
| 2 in. Foam Carrier | | 31-321 |
| 2-1/2 in. Foam Carrier | | 31-322 |
| 3 in. Foam Carrier | | 31-323 |
| 3-1/2 in. Foam Carrier | | 31-324 |
| 4 in. Foam Carrier | | 31-325 |
| 5 in. Foam Carrier | | 31-326 |
| 6 in. Foam Carrier | | 31-327 |

Foam Carriers - Multi-Packs

| Description | Quantity | Part No. |
|------------------------|----------|---------------|
| 1/2 in. Foam Carrier | Bag of 5 | 31-466 |
| 3/4 in. Foam Carrier | | 31-467 |
| 1 in. Foam Carrier | | 31-468 |
| 1-1/4 in. Foam Carrier | Bag of 3 | 31-469 |
| 1-1/2 in. Foam Carrier | Bag of 2 | 31-470 |
| 2 in. Foam Carrier | | 31-471 |

Pro-Pull™ Rope

- Low-friction polypropylene rope slides easily through conduit
- Both rope ends looped
- Non-sliver surface can be handled without gloves
- Will not rot or mildew
- Rugged, lightweight construction



| Description | Tensile Strength | Length | Part No. |
|-------------|------------------|----------------|---------------|
| 1/4 in. | 1,125 lbs. | 250 ft./Reel | 31-839 |
| | | 600 ft./Reel | 31-840 |
| | | 1,000 ft./Reel | 31-841 |
| 3/8 in.† | 2,430 lbs. | 250 ft./Reel | 31-844 |
| | | 600 ft./Reel | 31-845 |
| | | 1,200 ft./Reel | 31-846 |
| 1/2 in.† | 3,780 lbs. | 250 ft./Reel | 31-849 |
| | | 600 ft./Reel | 31-850 |
| | | 1,200 ft./Reel | 31-851 |
| 5/8 in.† | 5,580 lbs. | 600 ft./Reel | 31-853 |
| | | 1,200 ft./Reel | 31-854 |
| 3/4 in.† | 7,650 lbs. | 300 ft./Reel | 31-855 |
| | | 600 ft./Reel | 31-856 |
| | | 1,200 ft./Reel | 31-857 |

† Eye splice on working end.

Line Packages

- One-piece pull line and foam tip unwind as they move through conduit
- One-piece construction for fast, easy use with no knots or foam carriers to retrieve
- Line tensile strength of 17 lbs.
- For use with any type of blower or vacuum system



| Description | Color | Quantity | Part No. |
|---------------------------------|--------|-----------|---------------|
| Line Package, 1/2 in. x 75 ft. | Red | Bag of 10 | 31-472 |
| Line Package, 1/2 in. x 150 ft. | | Bag of 10 | 31-473 |
| Line Package, 3/4 in. x 200 ft. | Yellow | | 31-475 |
| Line Package, 3/4 in. x 300 ft. | | Bag of 5 | 31-476 |
| Line Package, 3/4 in. x 450 ft. | | | 31-477 |
| Line Package, 1 in. x 200 ft. | White | | 31-479 |
| Line Package, 1 in. x 300 ft. | | Bag of 5 | 31-480 |
| Line Package, 1 in. x 450 ft. | | | 31-481 |

CONDUIT BENDERS

Bender Heads

- Available in ductile iron and aluminum heads
- Exceptional, durable, materials for extra strength
- Reinforced at stress points to provide longer life
- Markings are raised and cast into the bender body on both sides for easy visibility
- Deeply serrated step helps prevent slippage when applying force
- Grooved internal hook surface helps prevent conduit from slipping
- Flat hook surface provides stable starting point
- Desirable bending system

Handles


- Rugged, steel construction for long-term durability
- Baked-on blue enamel finish resists corrosion and enhances visibility
- Convenient bending guide for offset bends

**#1
BRAND***
IN HAND
BENDERS



TOOLS & SUPPLIES

High-strength ductile iron or light aluminum



*According to Electrical Distribution Vista data (Q3, 2020).



Ductile Iron Benders



- Withstands a lifetime of heavy use
- Strong iron material



| Conduit Type and Size | Part No. (head only) | Part No. (handle only) | Part No. (head and handle) |
|--|----------------------|------------------------|----------------------------|
| 1/2 in. EMT | 74-001 | 74-019 | 74-026 |
| 3/4 in. EMT, 1/2 in. Rigid & 1/2 in. IMC | 74-002 | 74-019 | 74-027 |
| 1 in. EMT, 3/4 in. Rigid & 3/4 in. IMC | 74-003 | 74-020 | 74-028 |
| 1-1/4 in. EMT, 1 in. Rigid & 1 in. IMC | 74-006 | 74-021 | 74-034 |

Aluminum Benders



- Lightweight aluminum for easy handling
- Strong enough for every day use

| Conduit Type and Size | Part No. (head only) | Part No. (handle only) | Part No. (head and handle) |
|--|----------------------|------------------------|----------------------------|
| 1/2 in. EMT | 74-031 | 74-019 | 74-046 |
| 3/4 in. EMT, 1/2 in. Rigid & 1/2 in. IMC | 74-032 | 74-019 | 74-047 |

Bender/BenderBoot™ Combos

- Grooved patented foot provides stability and leverage while bending on smooth surfaces
- Textured tread and hand grip provide support for saddle and offset bends
- Easy to push-on and remove



| Description | Part No. |
|---|---------------|
| 1/2 in. EMT Ductile Iron Bender (74-026) w/BenderBoot™ | 74-126 |
| 3/4 in. EMT, 1/2 in. Rigid & 1/2 in. IMC Iron Bender (74-027) w/BenderBoot™ | 74-127 |

BenderBoot™

- Grooved patented foot provides stability and leverage
- Textured tread and hand grip provides support for saddle and offset bends
- Easy push-on assembly to 1/2 in. and 3/4 in. bender handles



| Description | Part No. |
|-------------|---------------|
| BenderBoot™ | 74-037 |

Pocket Bender Guide

- Convenient pocket-sized reference guide
- Includes simple, concise bending techniques for precision stubs, back-to-back, offset and saddle bends

FREE



| Description | Part No. |
|---------------------|--------------|
| Pocket Bender Guide | P-100 |

Guide can be downloaded from our website at idealind.com.

**1-1/4" EMT
1" Rigid
1" IMC**



**1" EMT
3/4" Rigid
3/4" IMC**



**3/4" EMT
1/2" Rigid
1/2" IMC**



1/2" EMT



WIRE STRIPPERS

Kinetic® & Kinetic® Super Reflex™ T®-Stripper

- Thumb Valley™ Protection
- Pocket Locket Locking Hasp
- Shear Cut Bolt Cutters
- Textured Thermoplastic Grips
- Ergonomic Textured Handles



Reflex™ Super T®-Stripper

- Locking Pawl
- Bolt Cutting
- Extended Textured Comfort
- Ergonomic Handles



Reflex™ Premium T®-Stripper

- Textured Thermoplastic Grips
- Ergonomic Textured Handles



T®-Stripper Wire Stripper

- Compact, lightweight
- Precision-ground, knife-type blades
- Built-in looping holes, wire cutters and plier nose
- Straight Handles



Forged Wire Strippers

- Precision stripping holes with heavy duty plier nose and recessed holes for low profile bolt cutting
- Wide nose to twist multiple wires simultaneously
- Ergonomic Smart-Grip™ textured handles for improved grips



Stainless Steel Wire Strippers

- Stainless steel for added corrosion resistance
- Textured sleeves with extra cushioning for added comfort



T®-Stripper Wire Stripper Selection Guide

| 6 | 8 | 10 | 12 | 14 | 16 | 18 | 20 | 22 | 24 | 26 | 28 | 30 | Hole Size | | 45-100's | 45-200's | 45-400's | 45-600's | 45-700's | 45-900's | | | | | | | | | | | | | | | | | | | |
|---|----|----|----|----|----|----|----|----|----|----|----|----|-----------|-----------|----------|---------------|---------------|---------------|---------------|---------------|---------------|----|----|----|----|--|--|--|--|--|--|--|--|--|--|--|--|--|--|
| | | | | | | | | | | | | | 8 | 10 | 12 | 14 | 16 | 18 | 20 | 22 | 24 | 26 | 28 | 30 | 32 | | | | | | | | | | | | | | |
| | | | | | | | | | 22 | 24 | 26 | 28 | 30 | Solid | | 45-125 | - | 45-417 | - | - | - | | | | | | | | | | | | | | | | | | |
| | | | | | | | | | 24 | 26 | 28 | 30 | 32 | Str. | | | | | | | | | | | | | | | | | | | | | | | | | |
| | | | | 14 | 16 | 18 | 20 | 22 | 24 | | | | | Solid | | 45-121 | - | 45-416 | - | 45-716 | - | | | | | | | | | | | | | | | | | | |
| | | | | 16 | 18 | 20 | 22 | 24 | 26 | | | | | Str. | | | | | | | | | | | | | | | | | | | | | | | | | |
| | | 10 | 12 | 14 | 16 | 18 | | | | | | | | Solid | | 45-120 | - | 45-415 | - | 45-715 | 45-915 | | | | | | | | | | | | | | | | | | |
| | | 12 | 14 | 16 | 18 | 20 | | | | | | | | Str. | | | | | | | | | | | | | | | | | | | | | | | | | |
| | 8 | 10 | 12 | 14 | 16 | | | | | | | | | Solid | | | | | | 45-615 | - | - | | | | | | | | | | | | | | | | | |
| | 10 | 12 | 14 | 16 | 18 | | | | | | | | | Str. | | | | | | | | | | | | | | | | | | | | | | | | | |
| 6 | 8 | 10 | 12 | 14 | | | | | | | | | | Solid | | 45-124 | - | 45-418 | 45-618 | 45-718 | 45-918 | | | | | | | | | | | | | | | | | | |
| 8 | 10 | 12 | 14 | 16 | | | | | | | | | | Str. | | | | | | | | | | | | | | | | | | | | | | | | | |
| | 8 | 10 | 12 | 14 | 16 | | | | | | | | | Solid | | 45-110 | - | - | - | - | - | | | | | | | | | | | | | | | | | | |
| | 10 | 12 | 14 | 16 | 18 | | | | | | | | | Str. | | | | | | | | | | | | | | | | | | | | | | | | | |
| | | 10 | 12 | 14 | 16 | 18 | 20 | | | | | | | Solid | | | 45-220 | - | - | - | - | | | | | | | | | | | | | | | | | | |
| | | 12 | 14 | 16 | 18 | 20 | 22 | 22 | | | | | | Str. | | | | | | | | | | | | | | | | | | | | | | | | | |
| | | 10 | 12 | 14 | 16 | 18 | | | | | | | | Solid | | | | | | | | | | | | | | | | | | | | | | | | | |
| | | | | 16 | 18 | 20 | 22 | 24 | 26 | | | | | Str. | | | | 45-221 | - | - | - | - | | | | | | | | | | | | | | | | | |
| | | | | | | | | | | | | | | T®-Cutter | | 45-123 | - | - | - | - | - | | | | | | | | | | | | | | | | | | |

T[®]-Stripper Wire Strippers

- Form-ground, knife-type blades for accurate, easy stripping without nicking conductor
- Laser-etched wire gauge for easy-to-read visibility
- Spring-loaded automatic opening
- Corrosion-resistant, black oxide finish
- Tough steel construction



| Description | Solid | Stranded | Part No. |
|--|-----------------------|-----------|-------------------|
| T [®] -5 T [®] -Stripper Wire Stripper | 10-18 AWG | 12-20 AWG | 45-119* |
| T [®] -5 T [®] -Stripper Wire Stripper | | | 45-120 |
| T [®] -6 T [®] -Stripper Wire Stripper | 14-24 AWG | 16-26 AWG | 45-121 |
| T [®] -7 T [®] -Stripper Wire Stripper | 22-30 AWG | 24-32 AWG | 45-125 |
| T [®] -8 T [®] -Stripper Wire Stripper | 6-14 AWG | 8-16 AWG | 45-124 |
| T [®] -Stripper Wire Stripper - Metric | 0,75-6mm ² | | 45-120-341 |
| T [®] -Stripper Wire Stripper - Metric | 0,5-4mm ² | | 45-125-341 |

*Handle contains red, white and blue grips.

Kinetic[®] Super Wire Strippers

- Non-slip textured grips and thumb rest
- Plier nose for holding and twisting wires
- Slide lock for safety and storage
- Thumb and finger valley makes stripping easy and accurate



| Description | Solid | Stranded | Part No. |
|--|-----------|-----------|---------------|
| Kinetic [®] Super Wire Stripper | 10-18 AWG | 12-20 AWG | 45-715 |
| | 14-24 AWG | 16-26 AWG | 45-716 |
| | 6-14 AWG | 8-16 AWG | 45-718 |

Kinetic[®] Reflex[™] T[®]-Stripper Wire Strippers


- Non-slip textured grips and thumb rest
- Plier nose for holding and twisting wires
- Slide lock for safety and storage
- Thumb and finger valley makes stripping easy and accurate



| Description | Solid | Stranded | Part No. |
|---|-----------|-----------|---------------|
| Kinetic [®] Reflex [™] T [®] -Stripper Wire Stripper | 10-18 AWG | 12-20 AWG | 45-915 |
| | 6-14 AWG | 8-16 AWG | 45-918 |

Reflex[™] Super T[®]-Stripper Wire Strippers

- 6/32 and 8/32 self-chasing screw-cutting holes
- Ergonomic design for maximum comfort
- Curved handles help reduce wrist fatigue
- Textured sleeves with extra cushioning for added comfort



| Description | Solid | Stranded | Part No. |
|---|-------------------|-----------|---------------|
| Reflex [™] Super T [®] -Stripper Wire Stripper | 8-16 AWG | 10-18 AWG | 45-615 |
| | 6-14 AWG | 8-16 AWG | 45-618 |
| Reflex [™] Super 12/2 & 14/2 NM Cable T [®] -Stripper Wire Stripper | 12-2 and 14-2 AWG | — | 45-621 |

*Handle contains red, white and blue grips.

Reflex[™] Premium T[®]-Stripper Wire Strippers


- Ergonomic design for maximum comfort
- Curved handles help reduce wrist fatigue
- Textured sleeves with extra cushioning for added comfort



| Description | Solid | Stranded | Part No. |
|--|--|-----------|-------------------|
| Reflex [™] Premium T [®] -Stripper Wire Stripper | 10-18 AWG | 12-20 AWG | 45-415 |
| | 14-24 AWG | 16-26 AWG | 45-416 |
| | 22-30 AWG | 24-32 AWG | 45-417 |
| | 6-14 AWG | 8-16 AWG | 45-418 |
| Reflex [™] Premium T [®] -Stripper - Metric | 0,5mm ² -4,0mm ² | | 45-425-341 |

Forged Heavy-Duty Wire Strippers

- 6-32/8-32 screw cutting hole
- Precision stripping holes with heavy duty plier nose and recessed holes for low profile bolt cutting
- Wide nose to twist multiple wires simultaneously
- Unique plier head design to ream conduit
- Crimper
- Ergonomic Smart Grip textured handles for improved grips



NEW

| Description | Solid | Stranded | Part No. |
|---|-------------|-----------|---------------|
| Forged Heavy-Duty Wire Stripper | 8-16 AWG | 10-18 AWG | 45-110 |
| Forged Heavy-Duty Dual NM Wire Stripper | 12/2 & 14/2 | — | 45-112 |

T®-Stripper Wire Strippers (Stainless Steel)

- 6/32 and 8/32 self-chasing screw-cutting holes
- Ergonomic design for maximum comfort
- Curved handles help reduce wrist fatigue
- Textured sleeves with extra cushioning for added comfort



45-221

NEW

| Description | Solid | Stranded | Part No. |
|---|-------------|-----------|----------|
| T®-Stripper Wire Stripper | 10-20 AWG | 12-22 AWG | 45-220 |
| Reflex™ Super T® Stripper Wire Stripper | 10-18 AWG | 16-26 AWG | 45-221 |
| Reflex™ Super T® Stripper Dual NM Wire Stripper | 12/2 & 14/2 | — | 45-222 |

1000V Insulated T®-5 Wire Stripper

- UL Classified
- High visibility, double insulated handles provide safety, comfort and control



| Description | Solid | Stranded | Part No. |
|-------------------------------|-----------|-----------|----------|
| 1000V Insulated Wire Stripper | 10-18 AWG | 12-20 AWG | 45-9120 |

NM Cable Dual-Hole T®-Stripper Wire Strippers

- Stripping holes for stripping two 12 AWG or two 14 AWG wires simultaneously



45-247

| Description | Solid | Part No. |
|---|--------------|----------|
| Premium T®-14 T®-Stripper Wire Stripper | 12 or 14 AWG | 45-247 |
| 14/2 NM Cable T®-Stripper Wire Stripper | | 45-248 |
| 12/2 NM Cable T®-Stripper Wire Stripper | | 45-249 |

Lil' Ripper Stripper™

- Rips outer jacket of NM cable cleanly and quickly
- Clips outer sheathing to remove excess wire jacket
- V-Notch strips inner wires
- Looping holes loop wire for screw-on connections



| Description | Part No. |
|-----------------------|----------|
| Lil' Ripper Stripper™ | 45-025 |

V-Notch Stripper

- Cuts copper or aluminum wire, solid or stranded
- Rotating cam wheel adjusts to strip 10-24 AWG wire
- Looping holes for solid wire



| Description | Part No. |
|------------------|----------|
| V-Notch Stripper | 45-101 |

Combo Tool



- Convenient, multi-function tool features precision-ground stripping holes and knife-to-anvil cutting blades
- Crimps bare and insulated terminals
- Cuts unhardened bolts (4-40, 6-32, 8-32, 10-24 and 10-32) and reforms threads

| Description | Solid | Stranded | Part No. |
|-------------|----------|-----------|----------|
| Combo Tool | 8-20 AWG | 10-22 AWG | 30-428 |

Multi-Crimp Strip Tool

- Cuts wire
- Crimps insulated and non-insulated wires
- Cuts bolts
- Strips 10-22 AWG wire



| Description | Part No. |
|------------------------|----------|
| Multi-Crimp Strip Tool | 45-778 |

7-in-1 Stripper

- Versatile, seven-function tool features precision-ground stripping blades, cushioned grips and plier nose
- Crimps bare and insulated terminals for 10-22 AWG wire, RG-59 coax connectors and 7 to 8mm auto ignition connectors
- Cuts unhardened wire, bolts and screws (4-40, 6-32, 8-32, 10-24 and 10-32) and reforms threads
- Cuts stranded, solid, NM wire and U.F. wire to 8 AWG



| Description | Solid | Stranded | Part No. |
|-----------------|----------|----------|----------|
| 7-in-1 Stripper | 6-16 AWG | 8-18 AWG | 45-777 |

Coax Strip and Crimp Tool

- Precision, form-ground stripping holes remove outer jacket and insulation from RG-59 and RG-6 coaxial cable
- Durable blades cut copper-coated steel conductors
- Three crimping nests for crimping F-connectors and ring terminals



| Description | Part No. |
|-------------------------|----------|
| Coax Strip & Crimp Tool | 30-433 |

T[®]-Cutter Wire Cutter

- Hardened steel, shear-type blades
- Spring-loaded automatic opening
- Convenient plier nose for extra gripping strength
- Corrosion-resistant, black oxide finish
- Tough steel construction



| Description | Part No. |
|------------------------------------|----------|
| T [®] -Cutter Wire Cutter | 45-123 |

Data T[®]-Cutter Wire Cutter

- Cuts round communication cable and maintains cable geometry for better cable performance
- Cuts multi-pair cable up to .500 in. (12.7mm) and coaxial cable up to RG-9/U
- Suitable for soft cables (not ACSR)
- Steel reinforced center conductors can be trimmed with bolt cutting holes
- Cushioned comfort grip handles
- Locking latch keeps tool closed in pouch



| Description | Part No. |
|-----------------------------|----------|
| Data T [®] -Cutter | 45-074 |

Cable Ripper

- Slits NM cable wire sheathing before stripping wires
- Quick, clean and easy end or mid-run removal of jacket
- Convenient built-in wire gauge



| Description | Part No. |
|-------------------------|-----------|
| Side Entry Cable Ripper | 45-118SRS |


Underground Feeder (UF) Cable Stripper

- Self-adjusting stripping blades automatically select proper position
- Strips 12/2 AWG solid to 14/2 AWG Underground Feeder (UF) Cable
- Strips Twin and Earth cable
- Open-throat construction allows unlimited strip length
- Neatly removes outer cable sheath and inner wire sheathing to desired lengths
- Lightweight, ergonomic design helps reduce user fatigue



| Description | Part No. |
|-----------------------------------|----------|
| Underground Feeder Cable Stripper | 45-235 |

Round Cable Slitting and Ringing Tools



- Cuts around cable jacket as well as slits the length of jacket for easy removal
- Use with single or multiple conductor cable up to 1.50 in. O.D.
- Blade adjusts for jacket thicknesses up to .125 in.
- Spare blade in handle base

| Description | Replacement Blades | Part No. |
|--|--------------------|----------|
| Cable Stripper for 1/4 in. to 3/4 in. O.D. | L-7486* | 45-128 |
| Cable Stripper for 3/4 in. to 1-1/2 in. O.D. | | 45-129 |

*Two Blades/package



FORGING TOOLS FOR THE NEXT

100 YEARS



OUR COMMITMENT WITH OUR MADE IN THE USA COLLECTION

For more than 100 years, IDEAL Electrical has had a proud history of producing the highest quality tools by marrying innovation with tradition. It's that American ingenuity that runs through everything we do, especially our commitment to producing tools here, a hallmark of our "Made in the USA" collection.

It's not just about making high quality tools, it's about making them the right way; with American steel and American labor, right here in the USA. Look for our Made in the USA badge for tools that are American through and through.

UNMATCHED QUALITY


These products, proudly produced in the USA, have been supplied to the government and armed forces for decades where they are routinely used in some of the harshest environmental conditions. We believe that when Americans need tools they can rely on, those tools should be American-made.

BUILDING OUR COMMUNITIES


Not only do we build the tools that build our world, but we are unceasing in our support for community on a local level; union and non-union from trade schools to professional organizations. We support this industry and are committed to keeping and creating more American jobs because of it.

PLIERS


- Custom alloyed, premium quality tool steel provides excellent cutting performance and commercial use durability
- Precision ground knife-to-knife cutting blades for accurate, quick wire cutting
- Hardened and tempered body and cutting edges for optimum performance
- High leverage pivot design provides great cutting and gripping power




Grips



Heavy-Duty Dipped Grip



Smart-Grip™ Dual Durometer Molded Grip



1000V Grip



FastFinder™ letter markers on Smart-Grip™ handles provide quick tool identification.



New Tethering Hole allows for extra security when working from heights.

NEW GRIPS



Linesman



Long Nose



Tongue & Groove



Cable Cutter



Diagonal



Crimper

Linesman Pliers

- Knife-to-knife blades provide excellent cutting performance
- Cuts hardened wire, bolts and stainless steel wire



| Description (Smart-Grip™ Handles) | Part No. |
|---|----------------|
| 9-1/2 in. Linesman Pliers w/New England nose, crimping die and fish tape puller | 30-3430 |
| 9-1/2 in. Linesman Pliers | 30-3450 |
| Description (Dipped-Grip Handles) | Part No. |
| 9-1/2 in. Linesman Pliers w/New England nose, crimping die and fish tape puller | 30-430 |
| 9-1/2 in. Linesman Pliers | 30-450 |

Long-Nose Pliers

- Narrow profile head designed for working in tight areas
- Serrated jaws provide secure gripping surface
- Drop-forged, high-carbon steel construction
- Blades provide excellent cutting performance
- Laser-hardened blades cut hardened wire, bolts and stainless steel wire



| Description (Smart-Grip™ Handles) | Part No. |
|-------------------------------------|----------------|
| 8-1/2 in. Long-Nose Pliers w/Cutter | 35-3038 |
| Description (Dipped-Grip Handles) | Part No. |
| 6 in. Long-Nose Pliers w/Cutter | 35-036 |
| 8-1/2 in. Long-Nose Pliers w/Cutter | 35-038 |

Diagonal-Cutting Pliers

- Knife-to-knife blades provide excellent cutting performance
- High-leverage design provides more cutting power
- Models 35-029 and 35-3029 feature a convenient angled head for hard-to-reach areas and rocking out nails



| Description (Smart-Grip™ Handles) | Part No. |
|---|----------------|
| 8 in. Diagonal-Cutting Pliers | 35-3028 |
| 8 in. Diagonal-Cutting Pliers w/angled head | 35-3029 |
| Description (Dipped-Grip Handles) | Part No. |
| 8 in. Diagonal-Cutting Pliers | 35-028 |
| 8 in. Diagonal-Cutting Pliers w/angled head | 35-029 |

Tongue & Groove Pliers

- Reinforced flange protects against breakage
- Drop-forged, high-carbon steel construction



| Description (Smart-Grip™ Handles) | Jaw Opening | Part No. |
|---|-------------|----------------|
| 9-1/2 in. Tongue & Groove Pliers | 2 in. | 35-3420 |
| Description (Dipped-Grip Handles) | Jaw Opening | Part No. |
| 9-1/2 in. Tongue & Groove Pliers | 2 in. | 35-420 |
| 7 in. Tongue & Groove Pliers | 1 in. | 35-426 |
| 10-1/2 in. Tongue & Groove Pliers w/V-Jaw | 2 in. | 35-430 |
| 12 in. Tongue & Groove Pliers | 2-1/4 in. | 35-440 |

Cable Cutters

- Drop-forged, high-carbon steel construction
- Precision-ground, hardened cutting edges provide accurate cuts without cable distortion
- Cuts 2/0 copper and 4/0 aluminum (not for use on ACSR)



| Description (Smart-Grip™ Handles) | Part No. |
|-----------------------------------|----------------|
| 9-1/2 in. Cable Cutter | 35-3052 |
| Description (Dipped-Grip Handles) | Part No. |
| 9-1/2 in. Cable Cutter | 35-052 |

Multi-Crimp Tools

- Crimps bare or insulated terminals and splices on 10-22 AWG wire
- Knife-to-anvil blades provide long-lasting cutting performance
- High leverage for easy crimping and cutting
- Drop-forged, high-carbon steel construction



| Description (Smart-Grip™ Handles) | Part No. |
|-----------------------------------|----------------|
| 9-3/4 in. Multi-Crimp Tool | 30-3429 |
| Description (Dipped-Grip Handles) | Part No. |
| 9-3/4 in. Multi-Crimp Tool | 30-429 |

Slip-Joint Pliers

- Two position slip joints fit large and small jobs
- Dipped comfort-grip handles for a secure grip
- Flush rivet



| Description | Part No. |
|-------------------------|---------------|
| 6 in. Slip Joint Pliers | 35-100 |
| 8 in. Slip Joint Pliers | 35-102 |

Adjustable Wrenches

- Forged steel construction with narrow profile head reaches into tight spaces
- Tight tolerance on thumbscrew will not loosen or wobble with use
- Extra wide jaw capacity with standard and metric markings



| Description | Jaw Capacity | Part No. |
|--------------------------|--------------|---------------|
| 6 in. Adjustable Wrench | 7/8 in. | 35-019 |
| 8 in. Adjustable Wrench | 1-1/8 in. | 35-020 |
| 10 in. Adjustable Wrench | 1-5/16 in. | 35-021 |
| 12 in. Adjustable Wrench | 1-1/2 in. | 35-022 |



ELECTRICAL HAND TOOLS

IDEAL Electrical offers a complete range of specialized hand tools to support the dynamic needs of the professional electrician. With innovative, quality tools for professional performance, backed by one superior brand, IDEAL continues to deliver premium tools in all categories. From screwdrivers, pliers, wrenches, levels to our iconic wire strippers, cutters, saws, and more you can count on IDEAL for all of your professional hand tool needs.



Hex-Key Sets

- High-quality steel construction
- Dual-durometer, slip-resistant grip



| Description | Part No. |
|--|---------------|
| 4 in. handle w/nine 3-in. keys (5/64 in., 3/32 in., 7/64 in., 1/8 in., 9/64 in., 5/32 in., 3/16 in., 7/32 in. & 1/4 in.) | 35-146 |
| 5-1/4 in. handle w/five 5-in. keys (3/16 in., 7/32 in., 1/4 in., 5/16 in. & 3/8 in.) | 35-147 |

Utility Knife

- Quick-change retractable blade system – no disassembly required
- Built in pull-line cutter
- Includes three blades in storage compartment



| Description | Replacement Blades | Part No. |
|---------------|--------------------|---------------|
| Utility Knife | 35-301* | 35-300 |

*Five universal blades per package.

Folding Saw

- Light-weight, heavy-duty die cast construction
- Ergonomic rubber comfort grip
- Blade safely and conveniently folds down in handle
- Accepts most standard 6 in. recip blades



| Description | Part No. |
|-------------|---------------|
| Folding Saw | 35-274 |

Jab Saw

- Ergonomic, textured non-slip grip w/plunge-tip design
- Wallboard blade
- Weighted head provides superior balance



| Description | Part No. |
|-------------|---------------|
| Jab Saw | 35-275 |

Heavy-Duty Hacksaw

- Cushioned ergonomic grip for performance and comfort
- Rugged frame provides lightweight rigidity and exceptional control
- Includes 12 in. x 24T bi-metal blade, stores up to nine extra blades
- Blades can be adjusted to 55° angle for flush cutting and tensioned to 30,000 psi



| Description | Part No. |
|--------------------|---------------|
| Heavy-Duty Hacksaw | 35-260 |

Ergonomic Hacksaw

- Angled handle for easier cutting
- Blade can easily be adjusted for flush cutting
- Easy tensioning wing-nut keeps blades tight for straighter cuts
- Cushioned ergonomic grip for performance and comfort



| Description | Part No. |
|--|---------------|
| Ergonomic Hacksaw with 12 in. x 24T bi-metal blade | 35-261 |

Hacksaw Blades

- Bi-metal blades provide strength, flexibility and long life



| Description | Quantity | Part No. |
|---------------------|------------|---------------|
| 12 in. x 18T Blades | Card of 10 | 35-271 |
| 12 in. x 24T Blades | | 35-272 |
| 12 in. x 32T Blades | | 35-273 |
| 12 in. x 18T Blades | Box of 100 | 35-262 |
| 12 in. x 32T Blades | | 35-264 |

Hand Tool Tether

- Maximum working capacity of 2 lb.
- Relaxed length of 3-1/2 ft.
- Maximum extended length of 5-1/2 ft.
- Approved to ANSI/ISEA 121-2018 standard



| Description | Part No. |
|------------------------|---------------|
| 2 lb. Hand Tool Tether | 37-100 |

Pocket Knives

- 2-1/4 in. blade locks in position
- High-carbon stainless steel blade construction for extra strength and durability
- Durable non-slip handle
- Brass liners



35-285



35-287

| Description | Blade Type | Part No. |
|---------------------|-----------------------------|----------|
| Electrician's Knife | Spear point and Screwdriver | 35-285 |
| Linesman Jack Knife | Sheepfoot | 35-287 |

Drop-Forged Hammer

- One-piece drop-forged, tempered-steel polished head and handle
- Long, straight claws simplify removal of electrical fixtures
- Comfortable, perforated anti-vibe grips



| Description | Part No. |
|--|----------|
| 18 oz. x 12-1/2 in. Drop-Forged Handled Hammer | 35-210 |

Measuring Tapes



35-242

35-238



Magnetic-tipped end hook

- Measurement marks on both sides of tape
- Blade automatically stays out when extended
- Push button for smooth blade retraction
- Comfortable, shock-resistant rubber grip


| Description | Tape Width | Part No. |
|--|------------|----------|
| Auto-Lock Tape Measure - 25 ft. | 1 in. | 35-242 |
| Auto-Lock Tape Measure w/Magnetic Tip - 30 ft. | | 35-238 |

Precision Levels

- Integrated Thumb Winder™ conduit wheel and contoured screw prevents doglegs
- Rare earth magnets provide maximum holding strength
- V-groove bottom surface for stable mounting to conduit



3.5 in. Precision Level is handy for tight spaces



| Description | Part No. |
|-------------------------|----------|
| 3.5 in. Precision Level | 35-206 |
| 6 in. Precision Level | 35-207 |
| 8 in. Precision Level | 35-208 |

Torpedo Level

- 9 in. aluminum frame with magnetic and V-grooved edges
- Windows provide easy reading of plumb level and 45° angle
- Three rare earth magnets for strong cling to conduit



| Description | Part No. |
|---------------------|----------|
| 9 in. Torpedo Level | 35-205 |

SirNickless™ Cutter

- Handles all common BX, MCAP®, MC and Flex cables
- Blade cuts armor without damage to internal conductors
- Splices cleanly through casings with only a few turns
- Handle knob stores up to six replacement blades (Cutter comes with one blade installed.)



| Description | Quantity | Part No. |
|-----------------------------|-----------|-----------------|
| Rotary Armored Cable Cutter | — | 35-782 |
| Replacement Blades | Card of 5 | 35-781 |
| | Card of 1 | 35-781-1 |

MCAP® is a registered trademark of Southwire Company.

IDEAL Wipes Multi-Purpose Towels

- Durable pre-moistened fabric scrubs without tearing
- Cleans dirt, grease, lube and grime from most surfaces
- Infused with natural hand moisturizers and Vitamin E, orange citrus scent
- Meets California C.A.R.B. standards



| Description | Part No. |
|---|-----------------|
| IDEAL Wipes, 12 in. x 9 in. (Can of 82 wipes) | 38-500 |
| IDEAL Wipes Canister Bracket | 38-500BR |

Aviation Tin Snips

- Labor-saving design cuts straight, left and right, with one tool
- Chrome-molybdenum steel forged blades for strength and durability
- Serrated edges provide a stable hold when cutting



| Description | Part No. |
|--------------------|---------------|
| Aviation Tin Snips | 35-001 |

Ratchet Crimp Tool

- Crimps insulated or bare terminals and splices on 10-22 AWG wire
- Ratchet action prevents release prior to crimp connection – helps ensure uniform crimps
- Vinyl-coated handles provide a solid, comfortable grip



| Description | Part No. |
|--------------------|---------------|
| Ratchet Crimp Tool | 83-001 |

Four-Way Crimp Tool

- Design ensures even compression and reliable connections
- Spring-loaded, cam-actuated plungers
- Fingertip adjustment for two connector sizes



| Description | Part No. |
|--|------------|
| Four-Way Crimp Tool for use with Buchanan 2006S and 2011S Crimp Connectors | C24 |

Mechanical Indentor and Crimp Tool

- Use with aluminum (6 AWG to 4/0) and copper (8 AWG to 250 KCMIL) wires
- Adjustable crimping nests with clearly marked gauges
- Lightweight and easy to operate
- Rugged cast steel construction for long-term durability





| Description | Part No. |
|----------------------------------|---------------|
| Mechanical Indentor & Crimp Tool | 88-843 |

Electric Engraving Tool

- Engraves metal, glass, stone, ceramics, plastics, hard rubber, wood and many other hard materials
- Unique design reduces bouncing and provides smooth, easy writing; operating at 7,200 strokes per minute
- Stroke adjusts to vary depth of mark
- Includes carbide-tipped point for normal markings
- Diamond point available for engraving extra-hard materials (50 to 64 Rockwell, scale C)



| Description | Part No. |
|--|---------------|
| Engraver w/carbide-tipped point & 3-conductor grounded cord (7 ft.) & plug – 120V, 60 Hz | 11-113 |
| Carbide-Tipped replacement point  | 11-200 |
| Diamond replacement point  | 11-201 |

CABLE CUTTERS

The IDEAL focus on innovation is demonstrated by the PowerBlade™ line of cable cutters. Chucked into virtually any drill these robust cutters save time and money for utilities and commercial electricians.

Big Kahuna™ Cable Cutter



(Drill not included)

- Fits most standard power drills
- Jaw opening of 3-1/2 in.
- Cuts copper cable up to 1250 MCM and aluminum cable up to 1250 MCM
- Specially hardened, rounded blades minimize cable distortion for professional quality

PowerBlade™ 750 Cable Cutter



(Drill not included)

- Fits most standard power drills
- Jaw opening of 1-1/2 in.
- Cuts copper cable up to 750 MCM and aluminum cable up to 1000 MCM
- Specially hardened, rounded blades minimize cable distortion for professional quality

| Description | Replacement Blade* | Part No. |
|--------------------------|--------------------|---------------|
| Big Kahuna™ Cable Cutter | KB-0276R | 35-076 |

*Two blades per package, 1 upper blade and 1 lower blade.

| Description | Replacement Blade* | Part No. |
|------------------------------|--------------------|---------------|
| PowerBlade™ 750 Cable Cutter | K-8906R | 35-078 |

*Two blades per package, 1 upper blade and 1 lower blade.

PowerBlade™ Cable Cutter Replacement Parts



H-3400



H-3507

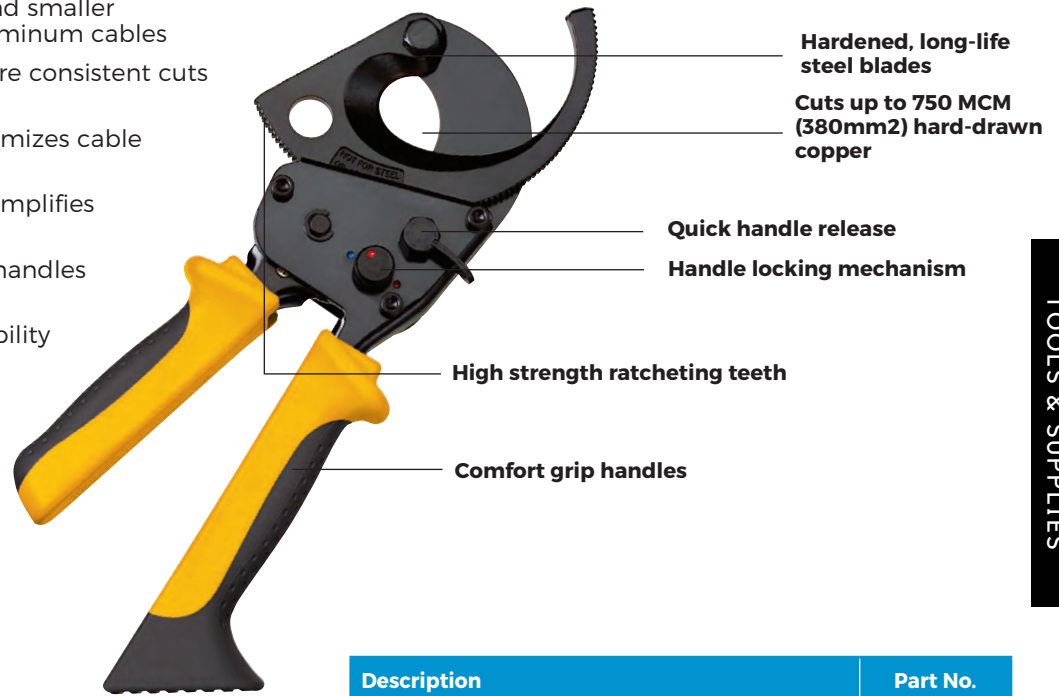


K-8909

| Replacement Parts | Part No. |
|---|---------------|
| Gearbox Assembly | H-3400 |
| PowerBlade™ Replacement Folding Assembly | H-3507 |
| PowerBlade™ Replacement Torque Arm Assembly | K-8909 |

BigFoot™ Ratcheting Cable Cutter

- Designed to cut 750 MCM and smaller hard-drawn copper and aluminum cables
- Hardened steel blades ensure consistent cuts and long-term durability
- Rounded blade design minimizes cable distortion during cutting
- Quick release mechanism simplifies blade back-out
- Locking mechanism keeps handles closed for easy storage
- Molded-in foot provides stability and leverage when making multiple cuts



Molded foot for stability and leverage.

| Description | Part No. |
|---------------------------------------|---------------|
| 750 MCM Ratcheting Cable Cutter* | 35-053 |
| Replacement blade (movable side only) | 35-057 |

*Max. Jaw Opening - 2 in. Not for cutting steel or ACSR.

Ratcheting Cable Cutter

- Cuts hard drawn copper up to 400 MCM and soft copper, aluminum and multiple conductor cable up to 600 MCM
- Hardened steel blades ensure consistent cuts and long-term durability
- Rounded blade design minimizes cable distortion during cutting
- Quick release mechanism simplifies blade back-out
- Locking mechanism keeps handles closed for easy storage



| Description | Part No. |
|----------------------------------|---------------|
| 400 MCM Ratcheting Cable Cutter* | 35-056 |

*Max. Jaw Opening - 2 in. Not for cutting steel or ACSR.

Long-Arm Cable Cutters

- High strength forged blades for ultimate durability
- Precision-ground jaws make clean cuts with minimal cable distortion
- Replaceable blades
- For copper and aluminum only.
- Not designed for steel or ACSR.



| Description | Length | Replacement Head | Part No. |
|--------------------------------|--------|------------------|---------------|
| 250 MCM Long-Arm Cable Cutter | 14 in. | 35-031B | 35-031 |
| 500 MCM Long-Arm Cable Cutter | 22 in. | 35-032B | 35-032 |
| 1000 MCM Long-Arm Cable Cutter | 32 in. | 35-033B | 35-033 |

CAUTION: Comfort-grip handles are not designed for protection against electrical shock. Do not use on live circuits.

SCREWDRIVERS | NUT DRIVERS

Specialty

- Multi-Bit
- Top quality screwdrivers designed especially for the professional electrician
- Multi-functional for all your fastening needs

Cushioned-Grip

- Cushioned-grip provides comfort and maximum torque
- Blasted tip helps prevent plate chipping
- Nickel chrome steel shank for maximum strength and durability
- Mini cushioned-grip tightens small fasteners easily and accurately

Nut Drivers

- Hollow shanks handle longer bolts
- Available in long lengths to accommodate extra long bolts
- Cushioned-gripped for comfort and maximum torque



TOOLS & SUPPLIES

Screwdriver Advanced Features

Specialty



Patented Wire Connector Wrench in handle



Accu-Loop™ Wire Looping Holes make perfect loops!

Cushioned-Grip



FastFinder™ icon shows tip type on handle end



Combo Head™ tip ensures full fastener engagement



12-in-1 Multi-Bit Screwdriver & Nut Driver w/Combo Head™

- 3/16 in., 1/4 in. slotted
- #1, #2 Phillips
- 3/16 in., 1/4 in., 5/16 in., 3/8 in. hex
- T10, T15 Torx®
- #1, #2 square



| Description | Part No. |
|---|---------------|
| 12-in-1 Multi-Bit Screwdriver & Nut Driver w/ Combo Head™ | 35-939 |

Torx® is a registered trademark of Acument Intellectual Properties, LLC.

6-in-1 Multi-Bit Screwdriver & Nut Driver

- 3/16 in., 1/4 in. slotted
- #1, #2 Phillips
- 1/4 in., 5/16 in. hex



| Description | Part No. |
|---|---------------|
| 6-in-1 Multi-Bit Screwdriver & Nut Driver | 35-949 |

6-in-1 Stubby Multi-Bit Screwdriver & Nut Driver

- 3/16 in., 1/4 in. slotted
- #1, #2 Phillips
- 1/4 in., 5/16 in. hex



| Description | Part No. |
|--|---------------|
| 6-in-1 Stubby Multi-Bit Screwdriver & Nut Driver | 35-945 |

12-in-1 Multi-Bit Screwdriver & Nut Driver

- 3/16 in., 1/4 in. slotted
- #1, #2 Phillips
- 3/16 in., 1/4 in., 5/16 in., 3/8 in. hex
- T10, T15 Torx®
- #1, #2 square



| Description | Part No. |
|--|---------------|
| 12-in-1 Multi-Bit Screwdriver & Nut Driver | 35-946 |

Torx® is a registered trademark of Acument Intellectual Properties, LLC.

Replacement Tips

| Description | Part No. |
|--------------------------------|---------------|
| #1 & #2 Combo-Head™ | 35-685 |
| 1/4 in. Slotted - #2 Phillips | 35-940 |
| 3/16 in. Slotted - #1 Phillips | 35-941 |
| #1 Square - #2 Square | 35-942 |
| #10 & #15 Star | 35-943 |

6-in-1 Stubby & 6-in-1 Multi-Bit Screwdriver & Nut Driver Combo

- 6-in-1 Stubby
 - 3/16 in., 1/4 in. slotted
 - #1, #2 Phillips
 - 1/4 in., 5/16 in. hex
- 6-in-1 Multi-Bit
 - 3/16 in., 1/4 in. slotted
 - #1, #2 Phillips
 - 1/4 in., 5/16 in. hex



| Description | Part No. |
|---|---------------|
| 6-in-1 Stubby & 6-in-1 Multi-Bit Screwdriver & Nut Driver Combo | 35-954 |

6-in-1 Stubby & 12-in-1 Multi-Bit Screwdriver & Nut Driver Combo

- 6-in-1 Stubby
 - 3/16 in., 1/4 in. slotted
 - #1, #2 Phillips
 - 1/4 in., 5/16 in. hex
- 12-in-1 Multi-Bit
 - 3/16 in., 1/4 in. slotted
 - #1, #2 Phillips
 - 3/16 in., 1/4 in., 5/16 in., 3/8 in. hex
 - T10, T15 Torx®
 - #1, #2 square



| Description | Part No. |
|--|---------------|
| 6-in-1 Stubby & 12-in-1 Multi-Bit Screwdriver & Nut Driver Combo | 35-953 |

Torx® is a registered trademark of Acument Intellectual Properties, LLC.



Extendable Length Screwdriver

- 1/4 in. slotted
- #2 Phillips
- #1, #2 Square
- Pull up to retract, push down to extend
- Collar spins for ease of use
- Comes with two double-sided blades







| Description | Part No. |
|-------------------------------|---------------|
| Extendable Length Screwdriver | 35-947 |

11-in-1 Screwdriver/Nut Driver



- Includes: 1/4 in. Slotted, 3/16 in. Slotted, #2 Phillips, #1 Phillips, #1 Square, #2 Square, #15 Star, #10 Star, 5/16 in. Nut Driver & 1/4 in. Nut Driver
- Cushioned grip for comfort and performance
- Accu-Loop™ Wire looping holes

| Description | Part No. |
|---|---------------|
| 11-in-1 Screwdriver/Nut Driver | 35-910 |
| Replacement Bits | Part No. |
| 1/4 in. Slotted - #2 Phillips (2/pack)  | 35-940 |
| 3/16 in. Slotted - #1 Phillips (2/pack)  | 35-941 |
| #1 & #2 Square (2/pack)  | 35-942 |
| #15 & #10 Star (2/pack)  | 35-943 |

7-in-1 Twist-a-Nut™ Screwdriver



- Patented Wire Connector Wrench accepts a wide variety of connectors and reduces finger fatigue
- Ergonomic, slip-free textured grip provides excellent torque and is impervious to perspiration, gas, oil and chemicals
- Handle is interchangeable with conduit deburrer head (#35-096) and 6-in-1 Tap Tool (#35-922)
- Bits included: 1/4 in. Slotted, 3/16 in. Slotted, #1 Phillips, #2 Phillips, 1/4 in. Nut Driver and 5/16 in. Nut Driver

| Description | Part No. |
|--|---------------|
| 7-in-1 Twist-a-Nut™ Screwdriver/Nut Driver | 35-908 |
| Replacement Handle | K-8964 |

9-in-1 Ratch-a-Nut™ Screwdriver



- Patented Wire Connector Wrench accepts a wide variety of connectors and reduces finger fatigue
- Pro-quality, 28 tooth, all metal ratchet can handle 225 lbs. of torque without failure
- Ergonomic, slip-free textured grip provides excellent torque and is impervious to perspiration, gas, oil and chemicals
- Accepts Twist-a-Nut™ replacement bits
- Bits included: 1/4 in. Slotted, 3/16 in. Slotted, #1 Phillips, #2 Phillips, 1/4 in. Nut Driver, 5/16 in. Nut Driver, and 7/16 in. Nut Driver

| Description | Part No. |
|---------------------------------|---------------|
| 9-in-1 Ratch-a-Nut™ Screwdriver | 35-988 |






21-in-1 Twist-a-Nut™ Ratcheting Screwdriver



- Patented Wire Connector Wrench accepts a wide variety of connectors and reduces finger fatigue
- Pro-quality, 28 tooth, all metal ratchet can handle 225 lbs. of torque without failure
- Ergonomic, slip-free textured grip provides excellent torque and is impervious to perspiration, gas, oil and chemicals
- Multiple bit storage unit in handle
- Bits included: #1 Phillips, #2 Phillips, #3 Phillips, 3/16 in. Slotted, 1/4 in. Slotted, 5/16 in. Slotted, #1 Square, #2 Square, #15 Star, #20 Star, #25 Star, #30 Star, 3/32" Hex, 1/8" Hex, 3/16" Hex, 5/32" Hex, 1/4" Nut Driver, 5/16" Nut Driver and 7/16" Nut Driver

| Description | Part No. |
|----------------------------------|---------------|
| 21-in-1 Twist-a-Nut™ Screwdriver | 35-688 |

Replacement Tips (for 7-in-1 Twist-a-Nut™ and 9-in-1 Ratch-a-Nut™ Screwdrivers)

| Description | Part No. |
|--|---------------|
| 1/4 in. Slotted - #2 Phillips  | 35-911 |
| 3/16 in. Slotted - #1 Phillips  | 35-912 |
| 1/4 in. Slotted - #2 Square  | 35-913 |
| 3/16 in. Slotted - #1 Square  | 35-914 |
| #15 & #10 Star  | 35-915 |

Twist-a-Nut™ Conduit Deburring Tools



- Deburrs inside and outside edges of 1/2 in., 3/4 in. and 1 in. thin wall conduit
- Hooded tip tightens EMT fitting set screws without slipping
- Square tip “seats” much more quickly on fitting screws than slotted version
- Head removes and is interchangeable with IDEAL 7-in-1 Twist-a-Nut™ Screwdriver shaft (#35-908)
- Head can be used at low speed setting in drill or cordless screwdriver

| Description | Tip Type | Part No. |
|-------------------------------------|-----------|---------------|
| Conduit Deburring Tool | Slotted | 35-083 |
| Conduit Deburring Tool | #2 Square | 35-075 |
| Replacement Handle | — | K-8964 |
| Conduit Deburring Tool (head only) | Slotted | 35-096 |
| Conduit Deburring Replacement Blade | — | 35-097 |
| Conduit Deburring Tool (head only) | #2 Square | 35-098 |

Twist-a-Nut™ Conduit Wiring Kit



- Includes:
 - Twist-a-Nut™ Screwdriver (35-908)
 - Twist-a-Nut™ Deburring Head - Square Tip (35-098)
 - Twist-a-Nut™ Tap Tool Shaft (35-923)
 - Three Spare Bits - 1/4 in. Slotted & #2 Square, 3/16 in. Slotted & #1 Square, #10 & #15 Star
 - 8-Pocket Carrying Pouch (35-927)
- Nylon carrying pouch with metal belt clip holds all three Twist-a-Nut™ tools plus room for four replacement bits or taps

| Description | Part No. |
|----------------------------------|---------------|
| Twist-a-Nut™ Conduit Wiring Kit | 35-926 |
| Twist-a-Nut™ Carrying Pouch only | 35-927 |

Twist-a-Nut™ Pro Electrician's Screwdrivers



- Vapor-blasted tip improves screw grip
- Tough, chrome vanadium steel shank

| Description | Part No. |
|--|---------------|
| #2 x 6 in. Square Twist-a-Nut™ Pro Electrician's Screwdriver | 30-330 |
| 1/4 in. x 4 in. Slotted Twist-a-Nut™ Pro Electrician's Screwdriver | 30-331 |
| 1/4 in. x 6 in. Slotted Cabinet Tip Twist-a-Nut™ Pro Electrician's Screwdriver | 30-333 |

6-in-1 Twist-a-Nut™ Tap Tool

- Forms new threads, re-forms burred threads and cleans out obstructions
- Reversible, high-carbon tap with three clearly marked thread sizes on each end
- Handle is interchangeable with 7-in-1 Screwdriver (#35-908) and Conduit Deburrer (#35-083)
- Includes: 6-32, 8-32 & 10-32 on one tapping side and 10-24, 12-24 & 1/4-20 on other side



| Description | Part No. |
|----------------------------------|---------------|
| 6-in-1 Twist-a-Nut™ Tapping Tool | 35-922 |
| Replacement Handle | K-8964 |
| Replacement collar and six taps | 35-923 |

Phillips Cushioned-Grip Screwdrivers



| Description | Blade Length | Handle Length | Overall Length | Part No. |
|-------------|--------------|---------------|----------------|---------------|
| #1 Phillips | 3 in. | 3-3/4 in. | 6-3/4 in. | 35-193 |
| #2 Phillips | 1-1/2 in. | 1-15/16 in. | 3-7/16 in. | 35-191 |
| #2 Phillips | 4 in. | 4-5/16 in. | 8-5/16 in. | 35-194 |
| #2 Phillips | 6 in. | 4-5/16 in. | 10-5/16 in. | 35-195 |
| #3 Phillips | 6 in. | 5-23/64 in. | 11-23/64 in. | 35-196 |

Combo Head™ Cushioned-Grip Screwdriver



Patented Combo Head™ tip ensures full fastener engagement



- Designed to accurately and securely fit most fasteners
- Patented design

| Description | Blade Length | Handle Length | Overall Length | Part No. |
|--|--------------|---------------|----------------|---------------|
| Combo Head™ Cushioned-Grip Screwdriver | 4 in. | 4-5/16 in. | 8-5/16 in. | 35-204 |

Square Cushioned-Grip Screwdrivers



| Description | Blade Length | Handle Length | Overall Length | Part No. |
|-------------|--------------|---------------|----------------|---------------|
| #0 Square | 4 in. | 4-5/16 in. | 8-5/16 in. | 35-690 |
| #1 Square | 4 in. | | 8-5/16 in. | 35-691 |
| #1 Square | 8 in. | | 12-5/16 in. | 35-692 |
| #2 Square | 4 in. | | 8-5/16 in. | 35-693 |
| #2 Square | 8 in. | | 12-5/16 in. | 35-694 |
| #3 Square | 4 in. | | 8-5/16 in. | 35-695 |

Cabinet Cushioned-Grip Screwdrivers



| Description | Blade Length | Handle Length | Overall Length | Part No. |
|------------------------|--------------|---------------|----------------|---------------|
| 3/16 in. shank and tip | 3 in. | 3-3/4 in. | 6-3/4 in. | 35-183 |
| | 4 in. | | 7-3/4 in. | 35-184 |
| | 6 in. | | 9-3/4 in. | 35-186 |
| | 8 in. | | 11-3/4 in. | 35-188 |
| | 10 in. | | 13-3/4 in. | 35-190 |

Heavy-Duty Cabinet Cushioned-Grip Screwdrivers



| Description | Blade Length | Handle Length | Overall Length | Part No. |
|-----------------------|--------------|---------------|----------------|---------------|
| 1/4 in. shank and tip | 4 in. | 4-5/16 in. | 8-3/8 in. | 35-150 |
| | 6 in. | | 10-3/8 in. | 35-151 |
| | 8 in. | | 12-3/8 in. | 35-152 |

Heavy-Duty Round Shaft Keystone Cushioned-Grip Screwdrivers




| Round Shank | Blade Length | Handle Length | Overall Length | Part No. |
|------------------------|--------------|---------------|----------------|---------------|
| 1/4 in. shank and tip | 1-1/2 in. | 1-15/16 in. | 3-7/16 in. | 35-161 |
| | 4 in. | 4-5/16 in. | 8-5/16 in. | 35-164 |
| 5/16 in. shank and tip | 6 in. | 5-11/32 in. | 11-11/32 in. | 35-166 |
| 3/8 in. shank and tip | 8 in. | | 13-11/32 in. | 35-168 |

Heavy-Duty Square Shaft Keystone Cushioned-Grip Screwdrivers



| Square Shank | Blade Length | Handle Length | Overall Length | Part No. |
|------------------------|--------------|---------------|----------------|---------------|
| 1/4 in. shank and tip | 4 in. | 5-11/32 in. | 8-5/16 in. | 35-154 |
| 5/16 in. shank and tip | 6 in. | | 11-11/32 in. | 35-156 |
| 3/8 in. shank and tip | 8 in. | | 13-11/32 in. | 35-158 |

8-Piece Cushioned-Grip Screwdriver Set



| Description | Part No. |
|------------------------------------|---------------|
| 8-Piece Screwdriver Set | 35-298 |
| Set Includes: | |
| #1 Phillips | 35-193 |
| 3/16 in. Slotted | 35-183 |
| #2 Phillips | 35-194 |
| 1/4 in. Heavy-Duty Round Keystone | 35-164 |
| 1/4 in. Heavy-Duty Square Keystone | 35-154 |
| 3/16 in. Cabinet | 35-186 |
| 1/4 in. Heavy-Duty Cabinet | 35-151 |
| 5/16 in. Heavy-Duty Keystone | 35-166 |

5-Piece Cushioned-Grip Screwdriver Set



| Description | Part No. |
|------------------------------------|---------------|
| 5-Piece Screwdriver Set | 35-297 |
| Set Includes: | |
| #2 Phillips | 35-194 |
| 1/4 in. Heavy-Duty Square Keystone | 35-154 |
| 3/16 in. Cabinet | 35-186 |
| 1/4 in. Heavy-Duty Cabinet | 35-151 |
| 5/16 in. Heavy-Duty Keystone | 35-166 |

7-Piece Cushioned-Grip Screwdriver Set



| Description | Part No. |
|-------------------------------------|----------------|
| 7-Piece Screwdriver Set | 35-1298 |
| Set Includes: | |
| #1 Phillips | 35-193 |
| 1/4 in. Heavy-Duty Cabinet | 35-150 |
| #2 Phillips | 35-194 |
| 1/4 in. Heavy-Duty Square Keystone | 35-154 |
| 3/16 in. Cabinet | 35-183 |
| 5/16 in. Heavy-Duty Square Keystone | 35-156 |
| 3/16 in. Cabinet | 35-186 |

4-Piece Mini Cushioned-Grip Screwdriver Set

- Set Includes: #0 Phillips, 1/16 in. Keystone, 3/32 in. Cabinet and 1/8 in. Cabinet



| Description | Part No. |
|-------------------------|---|
| 4-Piece Screwdriver Set | SOLD ONLY AS A SET 35-1301 |

2-Piece Stubby Cushioned-Grip Screwdriver Set

- Set Includes: #2 Phillips and 1/4 in. Keystone



| Description | Part No. |
|--------------------------------|---|
| 2-Piece Stubby Screwdriver Set | SOLD ONLY AS A SET 35-1300 |

Quick Rotating Screwdriver



- Ideal for threading screws in switches, fixtures and anchors
- Quick and easy crank action

| Description | Blade Length | Handle Length | Overall Length | Part No. |
|-------------------------------------|--------------|---------------|----------------|---------------|
| Cabinet Quick Rotating Screwdriver | 5-9/16 in. | 3-3/4 in. | 9-3/8 in. | 35-200 |
| Phillips Quick Rotating Screwdriver | 5-5/8 in. | 4-5/16 in. | 9-15/16 in. | 35-203 |

Awl



- Heavy-duty construction for piercing, punching and scribing

| Description | Blade Length | Handle Length | Overall Length | Part No. |
|-------------|--------------|---------------|----------------|---------------|
| Awl | 3 in. | 3-3/4 in. | 6-3/4 in. | 35-202 |

Grip-n-Screw™ Screwdriver



- Holds screw when collar is extended
- Non-magnetic screw-holding screwdriver

| Description | Blade Length | Handle Length | Overall Length | Part No. |
|--|--------------|---------------|----------------|---------------|
| 3/16 in. Slotted Grip-n-Screw™ Screwdriver | 5-7/8 in. | 3-3/4 in. | 9-5/8 in. | 35-406 |
| #2 Phillips Grip-n-Screw™ Screwdriver | 6-7/8 in. | 4-15/16 in. | 11-1/4 in. | 35-404 |

Off-Set Screwdriver Set

- 1/4 in. x 1/4 in. Slotted tips and #1 Phillips x #2 Phillips tips
- Designed to tighten fasteners in hard to reach places



| Description | Overall Length | Part No. |
|-------------------------|----------------|---------------|
| Off-Set Screwdriver Set | 4 in. | 35-219 |

Slim Electronics Screwdrivers

- Designed for maximum handling comfort when working in tight areas
- Tough, chrome vanadium steel shank
- Phosphate tip for long life
- Color-coded cap for easy identification



| Description | Blade Length | Handle Length | Overall Length | Part No. |
|---|--------------|---------------|----------------|---------------|
| Cabinet, 3/32 in. | 2-1/2 in. | 3-9/16 in. | 6-1/16 in. | 36-240 |
| | 3 in. | | 6-9/16 in. | 36-241 |
| Cabinet, 1/8 in. | 4 in. | | 7-9/16 in. | 36-242 |
| | 6 in. | | 9-9/16 in. | 36-243 |
| Cabinet, 5/32 in. | 4 in. | | 7-9/16 in. | 36-244 |
| | 6 in. | | 9-9/16 in. | 36-245 |
| Phillips, #0 | 2-1/2 in. | | 6-1/16 in. | 36-246 |
| 7-Piece Set includes one each of 36-240 thru 36-246 | | | | 36-248 |
| 4-Piece Set includes one each of 36-240, 36-241, 36-242, & 36-246 | | | | 36-249 |

Phillips




Square



Cabinet



Heavy-Duty Cabinet




Keystone



Heavy-Duty Keystone



Combo



7-in-1 Nut Driver



NEW

- Includes: 3/16 in., 5/16 in., 3/8 in., 9/16 in., 1/4 in., 11/32 in. & 7/16 in. Nut Driver bits

| Description | Handle Length | Overall Length | Part No. |
|-------------------|---------------|----------------|---------------|
| 7-in-1 Nut Driver | 5.125 in. | 7-1/2 in. | 35-919 |


Nut Drivers



- Model 35-292 fits tan Twister® Wire Connector and 35-295 fits gray Twister® Wire Connectors

| Description | Shank Length | Handle Length | Overall Length | Part No. |
|-------------|--------------|---------------|----------------|---------------|
| 3/16 in. | 3 in. | 4-5/16 in. | 7-5/16 in. | 35-290 |
| 1/4 in. | | | | 35-291 |
| 5/16 in. | | | | 35-292 |
| 11/32 in. | | | | 35-293 |
| 3/8 in. | | | | 35-294 |
| 7/16 in. | | | | 35-295 |
| 1/2 in. | | | | 35-296 |

2-Piece Hollow-Shaft Nut Driver Set



- Includes: 1/4 in. Nut Driver & 5/16 in. Nut Driver
- Long shanks useful in deep electrical boxes

| Description | Shank Length | Handle Length | Overall Length | Part No. |
|------------------------|--------------|---------------|----------------|----------------|
| 2-Piece Nut Driver Set | 5-15/16 in. | 4-5/16 in. | 10-1/4 in. | 35-1302 |


2-Piece Stubby Nut Driver Set

- Includes: 1/4 in. Nut Driver & 5/16 in. Nut Driver
- For use in tight spaces



| Description | Blade Length | Handle Length | Overall Length | Part No. |
|-------------------------------|--------------|---------------|----------------|----------------|
| 2-Piece Nut Driver Stubby Set | 1-1/2 in. | 2-1/8 in. | 3-5/8 in. | 35-1299 |

7-Piece Nut Driver Set



| Description | Part No. |
|------------------------|---------------|
| 7-Piece Nut Driver Set | 35-299 |
| Set Includes: | |
| 3/16 in. | 35-290 |
| 1/4 in. | 35-291 |
| 5/16 in. | 35-292 |
| 11/32 in. | 35-293 |
| 3/8 in. | 35-294 |
| 7/16 in. | 35-295 |
| 1/2 in. | 35-296 |

Quick-Change Screwdriver

- Patented Sure-Loc™ Quick Change chuck securely holds bits
- Built-in bit storage container in handle holds up to five extra insert bits
- Bits fit most standard multi-bit screwdrivers
- E-Z Spin™ high torque rotating flip cap



| Description | Blade Length | Handle Length | Overall Length | Part No. |
|--|--------------|---------------|----------------|------------------|
| Quick Change Screwdriver (Driver only) | 3-1/16 in. | 4-3/16 in. | 7-1/4 in. | 35-932 |
| 33-Piece Quick Change Screwdriver Set - Quick Change Screwdriver and 32-Piece Tamper-Proof Bit Block | | | | 35-933 |
| 33-Piece Quick Change Screwdriver Set - Quick Change Screwdriver and 32-Piece Standard Bit Block | | | | 35-934 |
| 32-Piece Tamper-Proof Bit Block | | | | 35-933TP |
| 32-Piece Standard Bit Block | | | | 35-933STD |

Adjustable Torque Screwdriver

- Includes adjustable torque range of up to 36 in. lbs. (bi-directional accuracy, +/- 6%)
- Used for assembly and maintenance applications in accordance to 2017 NEC
- Unique torque limiting clutch disengages once preset torque is reached
- Kit contains: -
Torque Screwdriver
#1, #2 Phillips Bits
#1 and #2 Square Bits
1/4 in., 3/16 in. Slotted Bits



| Description | Part No. |
|--|---------------|
| Adjustable Torque Screwdriver Kit, 0-36 in. lbs. | 35-936 |
| Adjustable Torque Screwdriver, 36 in. lbs. | 35-937 |

INDUSTRIAL SCREWDRIVER BITS & ACCESSORIES


- S2M tool steel, custom heat treated for strength and durability
- All tips are manufactured to tight tolerances to ensure accurate fit and full fastener engagement
- Insert bits have a retaining ring notch
- Power bits have a power locking groove
- 1/4 in. hex body
- Fit most standard multi-bit screwdrivers and power drills



DESIGNED FOR
**PRECISION
FIT
AND LASTING
PERFORMANCE**


Power Bits

Power Locking Groove



1/4 in. Hex Body

Insert Bits



Retaining Ring Notch

All tips are manufactured to tight tolerances to ensure accurate fit and full fastener engagement



Combo Head™

Slotted

Double Ended

Phillips

Square

Torx®

Torx® is a registered trademark of Acument Intellectual Properties, LLC.

Combo Head™ Bits

- Patented design tip fits most Phillips screws

| Description | Part No. (Carded) | Part No. (Bulk) |
|----------------------------------|-------------------|-------------------|
| Combo Drive #2, 1 in. Insert Bit | 78-0105 | 78-0105-25 |
| Combo Drive #2, 2 in. Power Bit | 78-0106 | 78-0106-25 |

Slotted Bits

| Description | Part No. (Carded) | Part No. (Bulk) |
|------------------------------------|-------------------|-------------------|
| Slotted 1/4 in., 1 in. Insert Bit | 78-0209 | — |
| Slotted 1/4 in., 2 in. Power Bit | 78-0210 | — |
| Slotted 1/8 in., 1 in. Insert Bit | 78-0211 | — |
| Slotted 1/8 in., 2 in. Power Bit | 78-0212 | — |
| Slotted 3/16 in., 1 in. Insert Bit | 78-0213 | 78-0213-25 |
| Slotted 3/16 in., 2 in. Power Bit | 78-0214 | 78-0214-25 |
| Slotted 7/32 in., 1 in. Insert Bit | — | 78-0215-25 |
| Slotted 7/32 in., 2 in. Power Bit | — | 78-0216-25 |

Double-Ended Bits

| Description | Part No. (Carded) | Part No. (Bulk) |
|-----------------------------------|-------------------|-------------------|
| DE Slotted 1/4 in. x #2 Phillips | 78-0102 | 78-0102-25 |
| DE Slotted 1/4 in. x #2 Square | 78-0103 | — |
| DE Square #2 Square x #2 Phillips | — | 78-0104-25 |

Magnetic Bit Holder

- Slender extension with powerful magnet to grasp and hold bits

| Description | Part No. (Carded) | Part No. (Bulk) |
|----------------------------|-------------------|-------------------|
| Magnetic Bit Holder, 4 in. | 78-0107 | — |
| Magnetic Bit Holder, 6 in. | 78-0108 | 78-0108-10 |

Socket Adapter

| Description | Part No. (Carded) | Part No. (Bulk) |
|----------------------------------|-------------------|-------------------|
| Socket Adapter, 1 in. Insert Bit | 78-0217 | 78-0217-25 |
| Socket Adapter, 2 in. Power Bit | 78-0218 | — |

Magnetic Nut Setter

- Variety of sizes for multiple applications

| Description | Part No. (Carded) | Part No. (Bulk) |
|--|-------------------|-------------------|
| Magnetic Nut Setter, 1/4 in. | 78-0111 | 78-0111-10 |
| Magnetic Nut Setter, 3/8 in. | 78-0113 | 78-0113-10 |
| Magnetic Nut Setter, 5/16 in. | 78-0114 | 78-0114-10 |
| Magnetic Nut Setter 3 pk. 1/4 in., 3/8 in., 5/16 in. | 78-0112 | — |

Torx® Bits

- Manufactured to tight tolerances to ensure accurate fit and full fastener engagement

| Description | Part No. (Carded) | Part No. (Bulk) |
|-------------------------------|-------------------|-----------------|
| Torx® 20, 1 in. Insert Bit | 78-0226 | — |
| Torx® 25, 1 in. Insert Bit | 78-0227 | — |
| Torx® 27, 1 in. Insert Bit | 78-0228 | — |
| Torx® 30, 1 in. Insert Bit | 78-0229 | — |
| 7 pc. Torx® Bit Set in Holder | 78-0100 | — |

Torx® is a registered trademark of Acument Intellectual Properties, LLC.

Tamper-Proof Torx® Bits

| Description | Part No. (Carded) | Part No. (Bulk) |
|--|-------------------|-----------------|
| TP Torx® T20, 1 in. Insert Bit | 78-0230 | — |
| TP Torx® T25, 1 in. Insert Bit | 78-0231 | — |
| TP Torx® T27, 1 in. Insert Bit | 78-0232 | — |
| TP Torx® T30, 1 in. Insert Bit | 78-0233 | — |
| 7 pc. Tamper-Proof Torx® Bit Set in Holder | 78-0101 | — |

Torx® is a registered trademark of Acument Intellectual Properties, LLC.

Phillips Bits

| Description | Part No. (Carded) | Part No. (Bulk) |
|-------------------------------|-------------------|-------------------|
| Phillips #1, 1 in. Insert Bit | 78-0200 | 78-0200-25 |
| Phillips #1, 2 in. Power Bit | 78-0201 | 78-0201-25 |
| Phillips #2, 1 in. Insert Bit | 78-0202 | 78-0202-25 |
| Phillips #2, 2 in. Power Bit | 78-0203 | 78-0203-25 |
| Phillips #3, 1 in. Insert Bit | 78-0205 | 78-0205-25 |
| Phillips #3, 2 in. Power Bit | 78-0206 | 78-0206-25 |

Square Bits

| Description | Part No. (Carded) | Part No. (Bulk) |
|-----------------------------|-------------------|-------------------|
| Square #1, 1 in. Insert Bit | 78-0219 | 78-0219-25 |
| Square #1, 2 in. Power Bit | 78-0220 | 78-0220-25 |
| Square #2, 1 in. Insert Bit | 78-0221 | 78-0221-25 |
| Square #2, 2 in. Power Bit | 78-0222 | 78-0222-25 |
| Square #2, 6 in. Power Bit | 78-0223 | — |
| Square #3, 1 in. Insert Bit | 78-0224 | 78-0224-25 |
| Square #3, 2 in. Power Bit | 78-0225 | 78-0225-25 |

INSULATED TOOLS

- Double insulated, 1,000V certified
- Meets ASTM F1505-01 and IEC 60 900 standards
- Complies with OSHA 1910.335 regulations and NFPA 70E standards
- UL and VDE classified and certified (Pliers and Wire Strippers)
- Serrated jaws provide secure gripping surface
- Cutting jaws and edges laser hardened for strength and durability
- High carbon tool steel for precision durability
- Non-slip guard for added safety
- High visibility ergonomic handles for maximum comfort and control
- Textured handles provide a sure grip and are resistant to perspiration, water, oil and chemicals



TOOLS & SUPPLIES



Permanently bonded double insulated handles for added safety

Pliers & Wire Stripper only



Our insulated pliers and wire stripper are the first to have successfully passed UL classification requirements. Recognized as the undisputed leader in product safety and certification, UL has developed rigorous safety standards for 1000V insulated tools. In order to carry the UL classified mark, tools must be tested by UL to met these standards.




Warning Whenever possible, always de-energize lines and equipment prior to working on or around them. 1000V insulated tools are designed only to reduce the chance of injury where the tool may make contact with an energized source. Work around energized circuits should only be done when absolutely necessary and only by qualified technicians. Property damage, personal injury or death may result if the following warnings are not heeded:

- Do not use any insulated tool if the insulation cracks, breaks or becomes damaged in any way. Destroy all dual-layer tools if the inner yellow layer shows through the orange outer layer.
- Do not touch the uninsulated portion of an insulated tool or any conductive object when either might contact an energized source.
- Tools must be kept clean and dry for proper insulating properties.
- Always inspect insulated tools before use.
- Use additional protection by wearing protective clothing and approved eye protection.
- Always use tools that are specifically designed for the task.
- These tools meet UL 22PP, ASTM F1505-01 and IEC 60 900 standards for insulated tools.
- Always follow OSHA 1910 S and NFPA 70E safety requirements when doing electrical work.

INSULATED SCREWDRIVERS & NUT DRIVERS

IDEAL insulated screwdrivers and nut drivers are VDE certified to 1000V AC. Each one is designed to meet ASTM F1505-01, EN, DIN and IEC 60 900 test standards.

- Tempered blades are finished with black oxide and super hardened for maximum quality
- Precision ground tips provide secure fit for less spin-out
- Meets OSHA requirements for insulated tools (29 CFR 1910)



Precision-ground tips provide secure fit for less spin-out

Molded-on insulation provides permanent bonding



Tempered chrome vanadium tool steel blades are super hardened for maximum quality

INSULATED HAND TOOLS

Cutting Jaws

Induction hardened cutting edges for precise cuts and long life.



Impact-Resistant

Designed for the most rugged job site conditions.



Safety Finger Guard

Reduces chance of accidental contact with exposed metal tool parts.



Insulated Multi-Crimp Tool



| Description | Part No. |
|--------------------------------------|----------------|
| 9-3/4 in. Insulated Multi-Crimp Tool | 30-9429 |

Insulated Cable Cutter



| Description | Part No. |
|----------------------------------|----------------|
| 9-1/2 in. Insulated Cable Cutter | 35-9052 |

Insulated Linesman Pliers



| Description | Part No. |
|-------------------------------------|----------------|
| 9-1/4 in. Insulated Linesman Pliers | 30-9430 |

Insulated Tongue and Groove Pliers



| Description | Part No. |
|---|----------------|
| 10 in. Insulated Tongue and Groove Pliers | 35-9420 |

Insulated Diagonal-Cutting Pliers



| Description | Part No. |
|---|----------------|
| 8 in. Insulated Diagonal Cutting Pliers w/angled head | 35-9029 |

Insulated T[®]-5 Wire Stripper



| Description | Part No. |
|--|----------------|
| Insulated T [®] -Stripper Wire Stripper 10-18 AWG solid or 12-20 AWG stranded. | 45-9120 |

Insulated Long-Nose Pliers



| Description | Part No. |
|--------------------------------------|----------------|
| 8-1/2 in. Insulated Long-Nose Pliers | 35-9038 |

Insulated Skinning Knife




| Description | Part No. |
|--|----------------|
| Insulated Electrician's Skinning Knife | 35-9340 |

Insulated Screwdrivers



| Description | Blade Length | Part No. |
|--|--------------|----------------|
| 7/32 in. Slotted Insulated Screwdriver | 5 in. | 35-9147 |
| 3/32 in. Slotted Insulated Screwdriver | 3 in. | 35-9148 |
| 1/8 in. Slotted Insulated Screwdriver | 4 in. | 35-9149 |
| 1/4 in. Slotted Insulated Screwdriver | 4 in. | 35-9150 |
| 1/4 in. Slotted Insulated Screwdriver | 6 in. | 35-9151 |
| 5/16 in. Slotted Insulated Screwdriver | 7 in. | 35-9166 |
| 3/8 in. Slotted Insulated Screwdriver | 8 in. | 35-9168 |
| #0 Phillips Insulated Screwdriver | 2-3/8 in. | 35-9169 |
| #1 Phillips Insulated Screwdriver | 3-3/16 in. | 35-9193 |
| #2 Phillips Insulated Screwdriver | 4 in. | 35-9194 |
| #3 Phillips Insulated Screwdriver | 6 in. | 35-9196 |
| #0 Square Insulated Screwdriver | 6 in. | 35-9690 |
| #1 Square Insulated Screwdriver | 6 in. | 35-9691 |
| #2 Square Insulated Screwdriver | 6 in. | 35-9693 |
| #3 Square Insulated Screwdriver | 6 in. | 35-9695 |

7-Piece Insulated Nut Driver Set



| Description | Part No. |
|--|----------------|
| 7-Piece Insulated Nut Driver Set (Case included) | 35-9104 |
| Set Includes: | |
| 3/16 in. x 5 in. Insulated Nut Driver | 35-9290 |
| 1/4 in. x 5 in. Insulated Nut Driver | 35-9291 |
| 5/16 in. x 5 in. Insulated Nut Driver | 35-9292 |
| 3/8 in. x 5 in. Insulated Nut Driver | 35-9294 |
| 7/16 in. x 5 in. Insulated Nut Driver | 35-9295 |
| 1/2 in. x 5 in. Insulated Nut Driver | 35-9296 |
| 9/16 in. x 5 in. Insulated Nut Driver | 35-9297 |

Insulated Tool Kit Cases



| Description | Part No. |
|--|----------------|
| Soft Zipper Case for Basic Kit (35-9100 & 35-9108) | 35-9350 |
| Soft Zipper Case for Standard Kit (35-9101) | 35-9351 |
| Soft Zipper Case for Journeyman Kit (35-9102) | 35-9352 |

Insulated Nut Drivers



| Description | Blade Length | Part No. |
|--------------------------------|--------------|----------------|
| 3/16 in. Insulated Nut Driver | 5 in. | 35-9290 |
| 1/4 in. Insulated Nut Driver | | 35-9291 |
| 5/16 in. Insulated Nut Driver | | 35-9292 |
| 11/32 in. Insulated Nut Driver | | 35-9293 |
| 3/8 in. Insulated Nut Driver | | 35-9294 |
| 7/16 in. Insulated Nut Driver | | 35-9295 |
| 1/2 in. Insulated Nut Driver | | 35-9296 |
| 9/16 in. Insulated Nut Driver | | 35-9297 |

9-Piece Insulated Tool Kit



| Description | Part No. |
|---|----------------|
| 9-Piece Insulated Tool Kit (Case Included) | 35-9108 |
| Kit Includes: | |
| 9-1/4 in. Insulated Linesman Pliers | 30-9430 |
| 8 in. Insulated Diagonal Cutting Pliers w/angled head | 35-9029 |
| 8-1/2 in. Insulated Long-Nose Pliers | 35-9038 |
| Insulated T [®] -Stripper Wire Stripper | 45-9120 |
| Slotted 7/32 in. x 5 in. Insulated Screwdriver | 35-9147 |
| Slotted 1/4 in. x 4 in. Insulated Screwdriver | 35-9150 |
| Slotted 1/4 in. x 6 in. Insulated Screwdriver | 35-9151 |
| Phillips #1 x 3-3/16 in. Insulated Screwdriver | 35-9193 |
| Phillips #2 x 4 in. Insulated Screwdriver | 35-9194 |

Basic Insulated Tool Kit



| Description | Part No. |
|---|----------------|
| Basic Insulated Tool Kit (Case Included) | 35-9100 |
| Kit Includes: | |
| 9-1/4 in. Insulated Linesman Pliers | 30-9430 |
| Safe-T-Grip [®] Fuse Puller, Medium | 34-002 |
| 8 in. Insulated Diagonal Cutting Pliers w/angled head | 35-9029 |
| 8-1/2 in. Insulated Long-Nose Pliers | 35-9038 |
| 9-1/2 in. Insulated Cable Cutter | 35-9052 |
| Slotted 1/4 in. x 4 in. Insulated Screwdriver | 35-9150 |
| Slotted 1/4 in. x 6 in. Insulated Screwdriver | 35-9151 |
| Phillips #2 x 4 in. Insulated Screwdriver | 35-9194 |
| 1-1/2 in. Red Lockout Padlock | 44-916 |
| Circuit Breaker Lockout | 44-956 |
| Circuit Breaker Lockout | 44-957 |
| Insulated T [®] -Stripper Wire Stripper | 45-9120 |

Standard Insulated Tool Kit



| Description | Part No. |
|---|----------------|
| Standard Insulated Tool Kit (Case Included) | 35-9101 |
| Kit Includes: | |
| 9-1/4 in. Insulated Linesman Pliers | 30-9430 |
| Safe-T-Grip [®] Fuse Puller, Medium | 34-002 |
| 8 in. Insulated Diagonal Cutting Pliers w/angled head | 35-9029 |
| 8-1/2 in. Insulated Long-Nose Pliers | 35-9038 |
| 9-1/2 in. Insulated Cable Cutter | 35-9052 |
| Slotted 1/4 in. x 4 in. Insulated Screwdriver | 35-9150 |
| Slotted 1/4 in. x 6 in. Insulated Screwdriver | 35-9151 |
| Slotted 5/16 in. x 7 in. Insulated Screwdriver | 35-9166 |
| Slotted 3/8 in. x 8 in. Insulated Screwdriver | 35-9168 |
| Phillips #1 x 3-3/16 in. Insulated Screwdriver | 35-9193 |
| Insulated Skinning Knife | 35-9340 |
| 10 in. Insulated Tongue & Groove Pliers | 35-9420 |
| 1-1/2 in. Red Lockout Padlock | 44-916 |
| Circuit Breaker Lockout | 44-956 |
| Circuit Breaker Lockout | 44-957 |
| Insulated T [®] -Stripper Wire Stripper | 45-9120 |
| VoltSensor [™] Non-Contact Voltage Tester | 61-063 |

Journeyman Insulated Tool Kit



| Description | Part No. |
|---|----------------|
| Journeyman Insulated Tool Kit (Case Included) | 35-9102 |
| Kit Includes: | |
| 9-3/4 in. Insulated Multi-Crimp Tool | 30-9429 |
| 9-1/4 in. Insulated Linesman Pliers | 30-9430 |
| Safe-T-Grip® Fuse Puller, Medium | 34-002 |
| 8 in. Insulated Diagonal Cutting Pliers w/angled head | 35-9029 |
| 8-1/2 in. Insulated Long-Nose Pliers | 35-9038 |
| 9-1/2 in. Insulated Cable Cutter | 35-9052 |
| Slotted 1/4 in. x 4 in. Insulated Screwdriver | 35-9150 |
| Slotted 1/4 in. x 6 in. Insulated Screwdriver | 35-9151 |
| Slotted 5/16 in. x 7 in. Insulated Screwdriver | 35-9166 |
| Slotted 3/8 in. x 8 in. Insulated Screwdriver | 35-9168 |
| Phillips #1 x 3-3/16 in. Insulated Screwdriver | 35-9193 |
| Phillips #2 x 4 in. Insulated Screwdriver | 35-9194 |
| Phillips #3 x 6 in. Insulated Screwdriver | 35-9196 |
| 3/16 in. x 5 in. Insulated Nut Driver | 35-9290 |
| 1/4 in. x 5 in. Insulated Nut Driver | 35-9291 |
| 5/16 in. x 5 in. Insulated Nut Driver | 35-9292 |
| 3/8 in. x 5 in. Insulated Nut Driver | 35-9294 |
| 7/16 in. x 5 in. Insulated Nut Driver | 35-9295 |
| 1/2 in. x 5 in. Insulated Nut Driver | 35-9296 |
| Insulated Skinning Knife | 35-9340 |
| 10 in. Insulated Tongue & Groove Pliers | 35-9420 |
| Safety Lockout Padlock, Red | 44-916 |
| Circuit Breaker Lockout | 44-956 |
| Circuit Breaker Lockout | 44-957 |
| Insulated T®-Stripper Wire Stripper | 45-9120 |
| VoltSensor™ Non-Contact Voltage Tester | 61-063 |

9-Piece Insulated Screwdriver Set



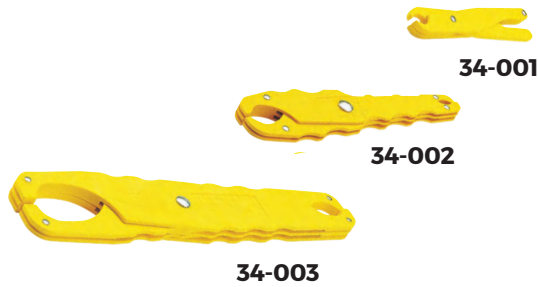
| Description | Part No. |
|---|----------------|
| 9-Piece Insulated Screwdriver Set (Case included) | 35-9103 |
| Set Includes: | |
| Slotted 7/32 in. x 5 in. Insulated Screwdriver | 35-9147 |
| Slotted 1/4 in. x 4 in. Insulated Screwdriver | 35-9150 |
| Slotted 1/4 in. x 6 in. Insulated Screwdriver | 35-9151 |
| Slotted 5/16 in. x 7 in. Insulated Screwdriver | 35-9166 |
| Slotted 3/8 in. x 8 in. Insulated Screwdriver | 35-9168 |
| Phillips #1 x 3-3/16 in. Insulated Screwdriver | 35-9193 |
| Phillips #2 x 4 in. Insulated Screwdriver | 35-9194 |
| Phillips #3 x 6 in. Insulated Screwdriver | 35-9196 |
| Square #0 x 4 in. Insulated Screwdriver | 35-9690 |

2-Piece Insulated Screwdriver Set



| Description | Part No. |
|---|----------------|
| 2-Piece Insulated Screwdriver Set | 35-9305 |
| Set Includes: | |
| Slotted 1/4 in. x 4 in. Insulated Screwdriver | 35-9150 |
| Phillips #2 x 4 in. Insulated Screwdriver | 35-9194 |

Safe-T-Grip® Fuse Pullers



- Maximum efficiency and convenience for removing or replacing cartridge-type fuses
- Three sizes handle fuses ranging from 0 to 600A
- Fully insulated, high-dielectric, glass-filled polypropylene construction
- Notched handles provide safe, no-slip grip
- Clearly marked amperage ranges
- Exceed MIL specifications

| Description | Overall Length | Part No. |
|---|----------------|---------------|
| Small Puller for 250V, 9/32 in. to 1/2 in. dia. fuses | 5 in. | 34-001 |
| Medium Puller for 0 to 100A/250V & 600V, 1/2 in. to 1 in. dia. fuses | 7-1/2 in. | 34-002 |
| Large Puller for 31 to 600A/250V & 31 to 400A/600V, 3/4 in. to 2-1/2 in. dia. fuses | 11-3/4 in. | 34-003 |

Fuse Puller & Test Light



- Convenient pocket-sized tool safely pulls cartridge fuses and checks electrical connections
- Test prods fit parallel and tandem slot receptacles
- Built-in resistors limit current flow to eliminate false indication
- For 9/16 in. to 1 in. fuses, 100A/250V and 60A/600V
- Test capacity from 100V to 600V AC/DC

| Description | Part No. |
|--------------------------|---------------|
| Fuse Puller & Test Light | 34-012 |

Fuse Pullers



- Molded of tough, high-impact nylon for strength
- No-slip gripping surface and protective finger stops for added safety

| Description | Overall Length | Part No. |
|---|----------------|---------------|
| Small Puller for 0 to 30A/250V, 1/4 in. to 1/2 in. dia. fuses | 5 in. | 34-015 |
| Large Puller for 0 to 100A/250V & 0 to 60A/600V, 9/16 in. to 1 in. dia. fuses | 7-1/4 in. | 34-016 |

Fuse Puller Cross Reference

| Fuse Size | Current | Voltage | IDEAL | Bussmann | Littlefuse |
|---------------------|-------------|------------------|-------------------------------|----------|------------|
| Ferrule Type | Amps | Volt a.c. | | | |
| 1/4 x 1-1/4 | 1/500 to 30 | 250 | 34-015 | FP-A3 | 97023 |
| 13/32 x 1-1/2 | 1/10 to 30 | 250 | 34-001, 34-015 | FP-2 | MFP |
| 9/16 x 2 | 1/10 to 30 | 250 | 34-002, 34-012, 34-016 | FP-2 | LPFP |
| 13/16 x 3 | 35 to 60 | 250 | 34-016, 34-003, 34-012 | FP-2 | LPFP |
| Knife Blade | Amps | Volt a.c. | | | |
| 1 x 5-7/8 | 70 to 100 | 250 | 34-012, 34-002, 34-016 | FP-3 | LPFP |
| 1-1/2 x 7-1/8 | 110 to 200 | 250 | 34-003 | FP-3 | LPFP |
| 2 x 8-5/8 | 225 to 400 | 250 | 34-003 | FP-4 | GFP |
| 2-1/2 x 10-3/8 | 450 to 600 | 250 | 34-003 | FP-4 | GFP |
| Ferrule Type | Amps | Volt a.c. | | | |
| 13/32 x 1-1/2 | 1/10 to 30 | 600 | 34-001, 34-012, 34-016 | FP-2 | MFP |
| 3/4 x 5 | 1/10 to 30 | 600 | 34-002 | FP-2 | MFP |
| 1 x 5-1/2 | 35 to 60 | 600 | 34-012, 34-002, 34-016 | FP-3 | MFP |
| Knife Blade | Amps | Volt a.c. | | | |
| 1-1/4 x 7-1/8 | 70 to 100 | 600 | 34-003 | FP-3 | LPFP |
| 1-3/4 x 9-5/8 | 110 to 200 | 600 | 34-003 | FP-4 | LPFP |
| 2-1/2 x 11-5/8 | 225 to 400 | 600 | 34-003 | FP-4 | LPFP |
| 3 x 13-3/8 | 450 to 600 | 600 | NONE | NONE | NONE |

Please visit our website at idealind.com for more safety products from IDEAL!

- Insulated Tools
- Lockout/Tagout
- Fish Tapes
- Streetlight Kits
- Testers
- Safety Tapes & Signs

TOOL CARRIERS | POUCHES | BACKPACKS

Premium Leather Line

Top of the line tool carriers are handcrafted from top-grain cowhide and slow tanned in natural oils to enhance the leather's inherent strength. Each bag is hand waxed for lasting protection against stains and moisture and is warranted for life. Available in natural or black leather.

- Rust-resistant, plated-steel hardware and heavy, lock-stitched nylon thread for long-term durability



Standard Leather Line

Leather that stands up to the job like no other material, these tool carriers are constructed of top-grain, natural cowhide and tanned for added strength and durability. Color ages to a deep tan over the years.

- Rust-resistant, plated-steel hardware and heavy, lock-stitched nylon thread for long-term durability

Fabric Line

IDEAL® Pro Series line of tool backpacks, totes, pouches and bags are versatile carriers that are perfect for storing, organizing and transporting your vital tools and supplies.

Durable, functional, portable line of fabric carriers provide the perfect tool storage.



IDEAL® Pro Series Dual Compartment Backpack

NEW

The Dual Compartment Tool Backpack provides a storage and transport solution for any tradesperson. The versatile design includes two compartments that can open to a lay-flat position for flexible use on the floor, bench or hoist. The backpack has an abundance of interior and exterior organizational pockets, an integrated drill holster as well as dedicated space for a laptop and/or tablet. The protective phone/glasses case safeguards your most vulnerable items while on the job and the removable tool pouch and bit holder allow for extra versatility and storage. Exterior pockets include a large double slotted front pocket that easily accommodates fish tapes, a water bottle carrier and a nickel-plated tape measure clip. The interior includes a wide variety of tiered pockets to hold screwdrivers, meters, bit holders, power drills, etc. The rugged molded bottom is designed to hold up in harsh environments.

Features:

- 18 total pockets
- Molded plastic bottom for durability
- Fish tape holder
- Hard protective phone/sunglasses case
- Padded straps for added comfort
- Includes tape chain and tape measure clip
- Drill holster, removable tool pouch and dedicated laptop/tablet pocket
- Dimensions: 16 in. x 19 in. x 10-1/2 in.

| Description | Part No. |
|---|---------------|
| IDEAL® Pro Series Dual Compartment Backpack | 37-000 |

TOOLS & SUPPLIES



IDEAL® Pro Series Single Compartment Backpack

- 18 total pockets
- Molded plastic bottom for durability
- Fish tape holder
- Hard protective phone/sunglasses case
- Padded straps for added comfort
- Includes tape chain and tape measure clip
- Drill holster, removable tool pouch and dedicated laptop/tablet pocket available on 37-000 model only
- Dimensions: 14-1/2 in. x 18-1/2 in. x 9 in.



| Description | Part No. |
|---|---------------|
| IDEAL® Pro Series Single Compartment Backpack | 37-001 |

IDEAL® Pro Large Mouth Bags

- Total pockets: 37-012 26 pockets
37-011 26 pockets
37-010 20 pockets
- Top opens completely for easy access to large tools
- Reinforced to hold itself open
- Hard protective phone/sunglasses case
- Models 37-011 & 37-012 feature side pull straps for ease of transport
- Includes shoulder strap
- Includes tape chain and tape measure clip
- Dimensions: 37-012 18 in. x 11-1/2 in. x 11-1/2 in.
37-011 16 in. x 11 in. x 9 in.
37-010 13 in. x 9 in. x 9-1/2 in.



37-012

| Description | Part No. |
|---|---------------|
| IDEAL® Pro Series Large Mouth Bag, 18 in. | 37-012 |
| IDEAL® Pro Series Large Mouth Bag, 16 in. | 37-011 |
| IDEAL® Pro Series Large Mouth Bag, 13 in. | 37-010 |

NEW LINE

IDEAL® Pro Series Premium Tool Carriers

- Total pockets: 37-031 34 pockets
37-030 32 pockets
- Model 37-030 features a protective phone/sunglasses case
- Shoulder strap
- Molded carrying handle
- Removable drill bit pouch for versatility
- Includes tape chain and tape measure clip
- Easy access supply tool pocket
- Dimensions: 37-031 11 in. x 12 in. x 16 in.
37-030 12 in. x 12 in. x 15 in.



37-031

| Description | Part No. |
|--|---------------|
| IDEAL® Pro Series Premium Tool Carrier | 37-031 |
| IDEAL® Pro Series Molded Bottom Premium Tool Carrier | 37-030 |

IDEAL® Pro Series Premium Tool Pouch

- Two deep pockets to hold a variety of tools
- Designed to comfortably fit on hip
- Carry as a hand pouch, shoulder pouch or tool belt
- Includes both adjustable web belt with metal buckle and removable shoulder strap
- Includes tape chain and tape measure clip
- Dimensions: 10 in. x 6-1/2 in. x 11 in.



| Description | Part No. |
|--------------------------------------|---------------|
| IDEAL® Pro Series Premium Tool Pouch | 37-020 |

IDEAL® Pro Series Electrical Supply Pouch

- Hook and loop divider allows for 1 or 2 compartments
- Easy carry of essential electrical supplies
- Wide open pockets for easy access of accessories
- Dimensions: 7 in. x 9-1/2 in. x 3 in.



| Description | Part No. |
|---|---------------|
| IDEAL® Pro Series Electrical Supply Pouch | 37-024 |

IDEAL® Pro Series Compact Tool Pouch

- includes belt clip
- Compact, lightweight, low profile design
- Dimensions: 5-1/2 in. x 10-1/2 in. x 2 in.



| Description | Part No. |
|--------------------------------------|---------------|
| IDEAL® Pro Series Compact Tool Pouch | 37-023 |

IDEAL® Pro Series Service Pouch

- Interior divider allows for 1 or 2 deep compartments
- Includes tape measure clip and tape chain
- Includes web tool belt
- Six external pockets
- Dimensions: 5-1/2 in. x 11 in. x 4 in.



| Description | Part No. |
|---------------------------------|---------------|
| IDEAL® Pro Series Service Pouch | 37-022 |

IDEAL® Pro Series Tool Belt

- Adjustable web tool belt with metal buckle
- Compatible with all IDEAL® Pro Series Tool Pouches
- Length can be adjusted from 26 in. to 40 in. waist size



| Description | Part No. |
|-----------------------------|---------------|
| IDEAL® Pro Series Tool Belt | 37-025 |

NEW LINE

IDEAL® Pro Series Flat Zipper Pouches

- Convenient storage for electrical tools
- Reflective strip for high visibility and labeling
- Light colored lining allows for easier identification of contents
- Grommet hole for hanging or combining with carabiner
- Dimensions: 37-052 14 in. x 4-1/2 in.
37-050 12-1/2 in. x 7 in.
37-051 10 in. x 5-1/2 in.
37-055 12-1/2 in. X 7 in.



37-055

| Description | Part No. |
|--|---------------|
| IDEAL® Pro Series Flat Zipper Pouch, 14 in. | 37-052 |
| IDEAL® Pro Series Flat Zipper Pouch, 12-1/2 in. | 37-050 |
| IDEAL® Pro Series Flat Zipper Pouch, 10 in. | 37-051 |
| IDEAL® Pro Series Flat Zipper Pouch, 3-Pack (Includes one each: 37-052, 37-050, 37-051) | 37-053 |
| IDEAL® Pro Series Flat Zipper Pouch, 4-Pack (Includes one each: Black, Blue, Red & Gray) | 37-055 |

IDEAL® Pro Series Stand Up Supply Zipper Pouches

- Stand up configuration allows for easy reach and access of supplies
- Convenient storage for electrical tools
- Reflective strip for high visibility and labeling
- Light colored lining allows for easier identification of contents
- Made of durable 1680D Ballistic material and includes carabiner for easy carry & storage (not for human support)
- Dimensions: 37-056 12-1/2 in. x 7-1/2 in.
37-057 12-1/2 in. x 7-1/2 in.
37-058 9 in. x 8 in. & 8-1/2 in. x 7 in.



37-056

| Description | Part No. |
|---|---------------|
| IDEAL® Pro Series Stand Up Supply Zipper Pouch | 37-056 |
| IDEAL® Pro Series Stand Up Supply Zipper Pouch, 3-Pack (Includes: Black, Blue & Gray Pouches) | 37-057 |
| IDEAL® Pro Series Stand Up Supply Zipper Pouch, 2-Pack (Includes: Blue & Black Pouches) | 37-058 |

Large Mouth Bags

- Top opens completely for easy access to large tools — reinforced to hold itself open
- Measures 9 in. wide x 12 in. deep with outside and inside pockets for convenient hand tool storage
- Rugged zipper closure helps prevent tool loss
- Removable shoulder strap
- Durable multi-ply construction



| Description | Part No. |
|-------------------------------|---------------|
| Large Mouth Bag - 13 in. long | 35-410 |
| Large Mouth Bag - 16 in. long | 35-418 |
| Large Mouth Bag - 18 in. long | 35-427 |

Journeyman Electrician's Tote™ Tool Bag

- Compact and versatile design
- Carry as a hand-tote, shoulder-tote or tool-belt
- Includes removable shoulder strap and belt
- Durable multi-ply construction



| Description | Part No. |
|---|---------------|
| Journeyman Electrician's Tote™ Tool Bag | 35-462 |

Master Electrician's Tote™

- Spacious and durable design
- Organizes and displays tools for fast access
- Includes removable shoulder strap
- Durable multi-ply construction



| Description | Part No. |
|----------------------------|---------------|
| Master Electrician's Tote™ | 35-441 |

Mechanic's Tool Bag

- Eight narrow inside pockets designed to hold small tools
- Two side pockets with closeable snaps for large tools or loose items
- Double inside liner and rigid bottom prevent bag distortion
- Durable nylon polyester construction



| Description | Part No. |
|---------------------|---------------|
| Mechanic's Tool Bag | 35-535 |

Zipper Pouches

- Durable, water resistant material
- Heavy duty, self-repairing zippers



| Description | Part No. |
|-------------------------|---------------|
| 10-1/2 in. Zipper Pouch | 35-402 |
| 12-1/2 in. Zipper Pouch | 35-403 |

Divider Pouch™ Small Parts Bag

- Designed to provide perfect small parts storage — keeps parts separate and organized
- Six internally divided 5-in. deep pockets
- Convenient drawstring protects contents from spillage
- Convenient handle loop
- Sized to stack in 5-gallon buckets
- Durable nylon polyester construction



Note: Wire connectors sold separately.

| Description | Part No. |
|--------------------------------|---------------|
| Divider Pouch™ Small Parts Bag | 35-655 |

Supplies Apron

- Two pockets for connectors and fasteners, each 8 in. x 15 in.
- Natural duck construction



| Description | Part No. |
|----------------|---------------|
| Supplies Apron | 35-474 |

Pocket Pal® Tool Holster

- Protects pocket from sharp tools
- Doubles tool carrying capacity
- Can be worn in pocket or on belt



| Description | Part No. |
|--------------------------|---------------|
| Pocket Pal® Tool Holster | 35-505 |

Tuff-Tote® Ultimate Tool Carriers



- 8 in. square tool carrier features 2 divided inside compartments with 6 screwdriver loops, 1 large center compartment, 4 outside pockets and 8 outside tool loops for easy identification and access
- Oil and moisture-resistant reinforced bottom

| Description | Part No. |
|--|------------------|
| Premium Leather Carrier w/shoulder strap | 35-975 |
| Premium Black Leather Carrier w/shoulder strap | 35-975BLK |
| Standard Leather Carrier w/shoulder strap | 35-325 |

Tuff-Tote® Tool Carrier

- Convenient 6 in. x 8 in. tool carrier with 4 center screwdriver slots, 2 interior compartments, 2 divided outside pockets and 4 outside tool loops
- Unique stand-alone design keeps tool standing upright for easy identification and access
- Oil and moisture-resistant reinforced bottom



| Description | Part No. |
|--|---------------|
| Premium Leather Carrier w/shoulder strap | 35-969 |

Ergo Tool Pouch

- Compact ergonomic design for versatility and superior comfort
- Large tool holding capacity
- Rust-resistant, plated-steel hardware and heavy, lock-stitched nylon thread for long-term durability



| Description | Part No. |
|--|---------------|
| Standard Natural Leather Ergo Tool Pouch | 35-312 |

Hip Holster Tool Pouch

- Compact, 6-pocket holster
- Heavy-duty leather construction
- Riveted corners for long life
- Tape measure holder



| Description | Part No. |
|--------------------------------|------------------|
| Premium Hip Holster Tool Pouch | 35-784BLK |

Tuff-Tote® Tool Pouches



- 8-pocket, belt-mounted pouch features large Utility compartment with 2 dividers and 6 screwdriver loops, 7 outside pockets, release snaps and tape chain and removable shoulder strap
- Tunnel belt loop accommodates belts up to 2-1/4 in. wide

| Description | Part No. |
|---|------------------|
| Premium Leather Pouch w/shoulder strap | 35-950 |
| Premium Black Pouch w/shoulder strap | 35-950BLK |
| Standard Leather Pouch w/shoulder strap | 35-311 |

Electrician's Tool Pouch

- Seven-pocket tool pouch
- Full length belt tunnel
- Chain tape lanyard



| Description | Part No. |
|---|---------------|
| Standard Leather Electrician's Tool Pouch | 10-466 |

Shoulder Straps



35-965

35-338

- Nickel-plated hardware for long-term durability and corrosion resistance
- 2-in. wide shoulder pad for added comfort

| Description | Part No. |
|------------------------|---------------|
| Premium Leather Strap | 35-965 |
| Standard Leather Strap | 35-338 |

Belts



35-995

35-316

10-398

- Nickel-plated hardware for long-term durability and corrosion resistance

| Description | Part No. |
|-----------------------------------|---------------|
| Leather Belt - 2 in. x 48 in. | 35-995 |
| Leather Belt - 1-3/4 in. x 46 in. | 35-316 |
| Web Belt | 10-398 |

TOOL KITS

6-Piece Tool Kit



| Description | Part No. |
|--|---------------|
| 6-Piece Hand Tool Kit | 30-727 |
| Kit Includes: | |
| 9-1/2 in. Linesman Plier | 30-430 |
| 8 in. Diagonal Cutting Plier | 35-029 |
| 8-1/2" Long-Nose Plier | 35-038 |
| 1/4" Heavy-Duty Cabinet Screwdriver | 35-150 |
| #2 Phillips Screwdriver | 35-194 |
| T [®] -Stripper Wire Stripper | 45-120 |

7-Piece Tool Kit



| Description | Part No. |
|--|---------------|
| 7-Piece Hand Tool Kit | 30-728 |
| Kit Includes: | |
| 9-1/2 in. Linesman Plier | 30-430 |
| 8-1/2 in. Long-Nose Plier | 35-038 |
| 1/4" Heavy-Duty Cabinet Screwdriver | 35-150 |
| 3/16 in. Cabinet Screwdriver | 35-186 |
| #2 Phillips Screwdriver | 35-194 |
| T [®] -Stripper Wire Stripper | 45-120 |
| 600A AC Clamp Meter | 61-744 |

11-Piece Tool Kit



| Description | Part No. |
|--|---------------|
| 11-Piece Hand Tool Kit | 30-729 |
| Kit Includes: | |
| 9-1/2 in. Linesman Plier | 30-430 |
| 8 in. Diagonal-Cutting Plier | 35-029 |
| 8-1/2 in. Long-Nose Plier | 35-038 |
| 1/4 in. Heavy-Duty Cabinet Screwdriver | 35-150 |
| 3/16 in. Cabinet Screwdriver | 35-186 |
| #1 Phillips Screwdriver | 35-193 |
| #2 Phillips Screwdriver | 35-194 |
| 9-1/2 in. Tongue & Groove Plier | 35-420 |
| T®-Stripper Wire Stripper | 45-120 |
| Journeyman Electrician's Tote™ Tool Bag & Removable Shoulder Strap | 35-462 |

14-Piece Tool Kit



| Description | Part No. |
|--|----------------|
| 14-Piece Hand Tool Kit | 30-730 |
| Kit Includes: | |
| 9-1/2 in. Linesman Plier w/Smart-Grip™ Handle | 30-3430 |
| 1/4 in. Heavy-Duty Cabinet Screwdriver | 35-150 |
| 3/16 in. Cabinet Screwdriver | 35-186 |
| #1 Phillips Screwdriver | 35-193 |
| #2 Phillips Screwdriver | 35-194 |
| 1/4 in. Nut Driver | 35-291 |
| 5/16 in. Nut Driver | 35-292 |
| #2 Square Screwdriver | 35-693 |
| 8 in. Diagonal-Cutting Plier w/Smart-Grip™ Handle | 35-3029 |
| 8-1/2 in. Long-Nose Plier w/Smart-Grip™ Handle | 35-3038 |
| 9-1/2 in. Tongue & Groove Plier w/Smart-Grip™ Handle | 35-3420 |
| Reflex™ Premium T®-Stripper Wire Stripper | 45-615 |
| Journeyman Electrician's Tote™ Tool Bag w/ Removable Shoulder Strap & Belt | 35-462 |

17-Piece Master Electrician's Kit w/Tool Carrier



| Description | Part No. |
|---|----------------|
| 17-Piece Master Electrician's Kit | 35-809 |
| Kit Includes: | |
| 9-1/2 in. Linesman Plier w/New England nose and crimping die | 30-3430 |
| 8-1/2 in. Long-Nose Pliers w/cutter | 35-3038 |
| 9-1/2 in. Cable Cutter | 35-3052 |
| 9-1/2 in. Tongue & Groove Pliers | 35-3420 |
| 7-in-1 Twist-a-Nut™ Screwdriver | 35-908 |
| 1/4 in. x 4 in. Cushioned-Grip Slotted round shank Screwdriver | 35-164 |
| 3/16 in. x 6 in. Cushioned-Grip Slotted Cabinet Tip Screwdriver | 35-186 |
| Phillips #1 x 3 in. Cushioned-Grip Screwdriver | 35-193 |
| Phillips #2 x 4 in. Cushioned-Grip Screwdriver | 35-194 |
| Torpedo Level | 35-205 |
| Electrician's Hammer | 35-210 |
| 25' Auto-Lock Tape Measure | 35-242 |
| Electrician's Knife | 35-285 |
| 3/16 in. x 6 in. Cushioned-Grip Screw holding Slotted Screwdriver | 35-406 |
| Kinetic™ Reflex™ T®-Stripper Wire Stripper | 45-915 |
| Vol-Con® Voltage/Continuity Tester | 61-076 |
| Tuff-Tote® Premium Leather Tool Carrier | 35-975 |

16-Piece Master Electrician's Kit w/Pouch



| Description | Part No. |
|--|---------------|
| 16-Piece Master Electrician's Kit | 35-800 |
| Kit Includes: | |
| 9-1/4 in. Linesman Plier w/fish tape puller | 30-430 |
| 8 in. Diagonal-Cutting Pliers w/angled head | 35-029 |
| 8-1/2 in. Long-Nose Plier | 35-038 |
| 9-1/2 in. Cable Cutter | 35-052 |
| Twist-a-Nut™ Conduit Deburring Tool | 35-083 |
| 1/4 in. x 4 in. Cushioned-Grip Slotted round shank Screwdriver | 35-164 |
| #2 x 4 in. Cushioned-Grip Phillips Screwdriver | 35-194 |
| Electrician's Hammer | 35-210 |
| 25' Auto-Lock Tape Measure | 35-242 |
| Electrician's Knife | 35-285 |
| Standard Leather Pouch w/shoulder strap | 35-311 |
| 10-1/2 in. Tongue and Groove Plier | 35-430 |
| 7-in-1 Twist-a-Nut™ Screwdriver | 35-908 |
| T®-Stripper Wire Stripper | 45-120 |
| Vol-Con® Voltage/Continuity Tester | 61-076 |
| Replacement Battery | 61-201 |

16-Piece Master Electrician's Kit w/Large Mouth Bag



| Description | Part No. |
|--|---------------|
| 16-Piece Master Electrician's Kit | 35-808 |
| Kit Includes: | |
| Combo Crimp/Strip Tool | 30-428 |
| Pocket Fuse Puller | 34-002 |
| 9-1/2 in. Linesman Plier w/New England nose, crimping die and fish tape puller | 30-430 |
| 8-1/2 in. Long-Nose Pliers w/cutter | 35-038 |
| 9-1/2 in. Cable Cutter | 35-052 |
| 1/4 in. x 4 in. Cushioned-Grip Slotted round shank Screwdriver | 35-164 |
| 3/16 in. x 6 in. Cushioned-Grip Slotted Cabinet Tip Screwdriver | 35-186 |
| #1 x 3 in. Cushioned-Grip Phillips Screwdriver | 35-193 |
| #2 x 4 in. Cushioned-Grip Phillips Screwdriver | 35-194 |
| Electrician's Hammer | 35-210 |
| 25' Auto-Lock Tape Measure | 35-242 |
| Ergonomic Hacksaw | 35-261 |
| Electrician's Knife | 35-285 |
| 10-1/2 in. Tongue and Groove Plier | 35-430 |
| Reflex™ T®-5 T®-Stripper Wire Stripper | 45-415 |
| 18 in. Large Mouth Bag | 35-427 |

13-Piece Journeyman Electrician's Kit w/Electrician's Tote



| Description | Part No. |
|---|----------------|
| 13-Piece Journeyman Electrician's Kit | 35-790 |
| Kit Includes: | |
| 9-1/2 in. Linesman Plier w/New England nose and crimping die | 30-3430 |
| Fuse Puller, Medium | 34-002 |
| 1/4 in. x 4 in. Cushioned-Grip Slotted round shank Screwdriver | 35-164 |
| 3/16 in. x 4 in. Cushioned-Grip Slotted Cabinet Tip Screwdriver | 35-186 |
| #1 x 3 in. Cushioned-Grip Phillips Screwdriver | 35-193 |
| #2 x 4 in. Cushioned-Grip Phillips Screwdriver | 35-194 |
| Torpedo Level | 35-205 |
| 25' Auto-Lock Tape Measure | 35-242 |
| Electrician's Knife | 35-285 |
| 8-1/2 in. Long-Nose Pliers w/cutter | 35-3038 |
| 9-1/2 in. Tongue & Groove Plier | 35-3420 |
| Kinetic™ Reflex™ T®-Stripper Wire Stripper | 45-915 |
| Journeyman Electrician's Tote® | 35-462 |

12-Piece Journeyman Electrician's Kit w/Tool Pouch



| Description | Part No. |
|--|----------------|
| 12-Piece Journeyman Electrician's Kit | 35-5805 |
| Kit Includes: | |
| Web Belt | 10-398 |
| Electrician's Leather Tool Pouch | 10-466 |
| 9-1/2 in. Linesman Plier w/New England nose, crimping die and fish tape puller | 30-430 |
| 8 in. Diagonal-Cutting Pliers | 35-028 |
| 8-1/2 in. Long-Nose Plier | 35-038 |
| 1/4 in. x 4 in. Cushioned-Grip Slotted round shank Screwdriver | 35-164 |
| 3/16 in. x 4 in. Cushioned-Grip Slotted Cabinet Tip Screwdriver | 35-184 |
| #1 x 3 in. Cushioned-Grip Phillips Screwdriver | 35-193 |
| #2 x 4 in. Cushioned-Grip Phillips Screwdriver | 35-194 |
| 25' Auto-Lock Tape Measure | 35-242 |
| 8-1/2 in. Tongue & Groove Pliers | 35-420 |
| Premium T [®] -5 T [®] -Stripper Wire Stripper | 45-120 |

4-Piece Electrician's Holster Kit

| Description | Part No. |
|--|----------------|
| 4-Piece Electrician's Holster Kit | 35-5799 |
| Kit Includes: | |
| 9-1/2 in. Linesman Plier w/New England nose and crimping die | 30-430 |
| Pocket Pal [®] Tool Holster | 35-505 |
| 11-in-1 Screwdriver/Nut Driver | 35-910 |
| Premium T [®] -5 T [®] -Stripper Wire Stripper | 45-120 |

6-Piece Electrician's Holster Kit



| Description | Part No. |
|--|---------------|
| 6-Piece Electrician's Holster Kit | 35-794 |
| Kit Includes: | |
| 9-1/4 in. Linesman Plier w/fish tape puller | 30-430 |
| 25' Auto-Lock Tape Measure | 35-242 |
| Utility Knife | 35-300 |
| Pocket Pal [®] Tool Holster | 35-505 |
| 7-in-1 Twist-a-Nut [™] Screwdriver | 35-908 |
| T [®] -5 T [®] -Stripper Wire Stripper | 45-120 |

5-Piece Electrician's Holster Kit



| Description | Part No. |
|--|----------------|
| 5-Piece Electrician's Holster Kit | 35-5792 |
| Kit Includes: | |
| 9-1/4 in. Linesman Plier w/fish tape puller | 30-430 |
| 3/16 in. x 6 in. Cushioned-Grip Slotted Cabinet Tip Screwdriver | 35-186 |
| #2 x 4 in. Cushioned-Grip Phillips Screwdriver | 35-194 |
| Pocket Pal [®] Tool Holster | 35-505 |
| Premium T [®] -5 T [®] -Stripper Wire Stripper | 45-120 |



POWER TOOL ACCESSORIES

With great durability and high accuracy, the IDEAL® line of power tool accessories makes cutting jobs quick and easy. This power tool accessories line includes high quality metals, enhanced coatings, and value added features to meet the professional electrician's varying needs. Experience less down time and get a superior cost-per-cut advantage with IDEAL.

Carbide-Tipped Hole Cutters

Sheet Metal
Stainless Steel
Aluminum
Brass



Step Drills

Brass
Carbon Steel
Cast Iron
Stainless Steel



Drill Taps

Sheet Metal
Cast Iron
Fiberglass
Wood



Bi-Metal Hole Saws

Metal
Plastics
Wood



Multi-Purpose Hole Saws

Composite Enclosures
Ceiling Tile
Cement Board
Wood



Auger Bits

Wood
Nail-Embedded Wood



Band Saw Blades

Sheet Metal Rebar
Angle Iron Stainless Steel Tubing
Structural Iron



Reciprocating Blades

Metal General Purpose
Ceramic Tile Wood
Drywall Steel
Fiberglass



Spade Bits

Wood



Flexible Drill Bits

Steel
Wood



TKO™ Carbide-Tipped Hole Cutters


TKO™ Hole Cutters offer the most efficient and clean cutter replacement for traditional knockouts, by making smooth holes in a fraction of the time at a fraction of the cost. Specifically designed to cut sheet metal, TKO cutters will even cut **stainless steel** with fine grained, carbide tips. The innovative design includes the exclusive SmoothStart™ replaceable pilot drill, which guides the cutter to the surface, avoiding cutter damage and providing smoother holes. An integral overdrill flange prevents cutter penetration beyond the sheet metal. When it comes to quality, performance and durability, IDEAL is the professional's choice for carbide tipped hole cutters.

| Hole Size | Conduit & Pipe Size | Part No. |
|-------------------|---------------------------------|---------------|
| 3/4 in. (19mm) | — | 36-300 |
| 7/8 in. (22mm) | 1/2 in. (22mm) - push button | 36-301 |
| 1 in. (25mm) | — | 36-302 |
| 1-1/8 in. (29mm) | 3/4 in. (19mm) | 36-303 |
| 1-1/4 in. (32mm) | — | 36-304 |
| 1-3/8 in. (35mm) | 1 in. (25mm) | 36-305 |
| 1-7/32 in. (30mm) | 1-7/32 in. (30mm) - push button | 36-313 |
| 1-7/16 in. (37mm) | — | 36-306 |
| 1-1/2 in. (38mm) | — | 36-307 |
| 1-3/4 in. (44mm) | 1-1/4 in. (32mm) | 36-308 |
| 2 in. (51mm) | 1-1/2 in. (38mm) | 36-309 |
| 2-1/2 in. (64mm) | 2 in. (50mm) | 36-310 |
| 2-7/8 in. (73mm) | 2-1/2 in. (64mm) | 36-315 |
| 3-1/2 in. (89mm) | 3 in. (76mm) | 36-316 |
| 4 in. (102mm) | 3-1/2 in. (89mm) | 36-317 |
| 4-1/2 in. (114mm) | 4 in. (102mm) | 36-318 |

3/8 in. Shank on all hole cutters. Max. material thickness is 1/8 in.


SmoothStart™ Replacement Pilot Drill

- Guides cutter to surface providing a smoother start and cleaner holes



| Fits Hole Saws: | Diameter | Drill Depth | Overall Length | Part No. |
|----------------------|----------------|----------------|------------------|----------------|
| 3/4 in. to 3-1/2 in. | 1/4 in. (6mm) | 3/4 in. (19mm) | 2 in. (51mm) | 36-312 |
| 4 in. and 4-1/2 in. | 5/16 in. (8mm) | 3/4 in. (19mm) | 2-3/8 in. (60mm) | 36-369* |

Drilling depth: 3/16 in. (5mm); Effective length: 1/2 in. (12mm)
*For use with 36-317 and 36-318.



IDEAL TKO™

Competitor

IDEAL provides smooth, precise holes (holes cut with 1-1/8 in. cutters)

4-Piece TKO™ Carbide-Tipped Hole Cutter Kit



| Description | Part No. |
|---------------------------------|-----------------|
| 4-Piece Carbide Hole Cutter Kit | 36-311 |
| Kit Includes: | Part No. |
| 7/8 In. Hole Cutter | 36-301 |
| 1-1/8 in. Hole Cutter | 36-303 |
| 1-3/8 in. Hole Cutter | 36-305 |
| SmoothStart™ Pilot Bit | 36-312 |

Convenient carrying case included. Hex key size is 3mm.


8-Piece TKO™ Carbide-Tipped Hole Cutter Master Electrician's Kit



| Description | Part No. |
|---------------------------------|-----------------|
| 8-Piece Carbide Hole Cutter Kit | 36-314 |
| Kit Includes: | Part No. |
| 7/8 In. Hole Cutter | 36-301 |
| 1-1/8 in. Hole Cutter | 36-303 |
| 1-3/8 in. Hole Cutter | 36-305 |
| 1-3/4 in. Hole Cutter | 36-308 |
| 2 in. Hole Cutter | 36-309 |
| 2-1/2 in. Hole Cutter | 36-310 |
| SmoothStart™ Pilot Bit | 36-312 |

Convenient carrying case included. Hex key size is 3mm.

TKO™ Carbide-Tipped Hole Cutters



**BEST
CHOICE FOR
LONG LIFE**



Integrated arbor provides less vibration for smooth, accurate holes

Integrated overdrill flange prevents penetration beyond the sheet metal

Carbide tips cut up to 1/8 in. thick steel and outperforms HSS cutters and bi-metal hole saws in sheet steel

Ejection spring effortlessly ejects slug


Exclusive SmoothStart™ pilot drill guides cutter

Low RPM recommended for longer life.

TOOLS & SUPPLIES

See how IDEAL® TKO™ can save time...

Total time using the
IDEAL TKO™
30 Seconds



Chuck cutter

00:10

Drill hole & store



00:30

Total time using the
competitors' knockout tool
More than 6 Minutes



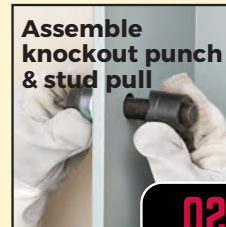
Chuck step drill

00:10



Drill pilot hole

00:30



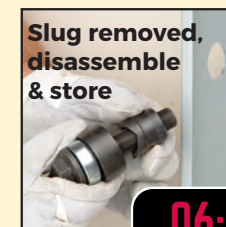
Assemble knockout punch & stud pull

02:00



Ratchet

04:20



Slug removed, disassemble & store

06:20

Step Bits

IDEAL® Step Drill Bits are a quality choice for precise, repetitive drilling through the toughest materials including brass, carbon steel, cast iron, stainless steel, and more. These tough and reliable tools feature gradually blended steps to ease through the most common hole sizes saving time and money. All step bits include a split point tip design offering a quick start with minimal vibration. From advanced coatings to spiral flutes and quick change options, IDEAL step bits offer a full range line with advanced features to get the job done right the first time.

Spiral Flute Step Bits


- Made from M35 High Speed Steel with Cobalt for added strength and durability
- 1/4" hex shank for quick changing in cordless drill and impact drivers
- Titanium Nitride coating minimizes cooling time and extends bit life
- Laser engraved markings for easy identification of step size
- Spiral cut dual flute cutting edges allow for a faster cut and easy chip removal



| # | Drill Diameter Sizes (In.) | No. of Steps | Step Increments (In.) | Step Thickness (In.) | Part No. |
|--|----------------------------|--------------|-----------------------|----------------------|---------------|
| 1 | 1/8 to 1/2 | 13 | 1/32 | 1/8 | 36-701 |
| 3 | 1/4 to 3/4 | 9 | 1/16 | 1/8 | 36-702 |
| 4 | 3/16 to 7/8 | 12 | 1/16 | 1/16 | 36-703 |
| 5 | 1/4 to 1 | 13 | 1/16 | 1/8 | 36-704 |
| 9 | 1/4 to 1-1/8 | 15 | 1/16 | 1/16 | 36-705 |
| 6 | 1/4 to 1-3/8 | 15 | 1/8 | 1/16 to 1/4 | 36-706 |
| Spiral Step Bit Kit (36-701, 36-703, 36-705, 36-706) | | | | | 36-700 |

Straight Flute Step Bits

- Split-point tip lasts longer and starts faster than competition
- Radius blended, multi-diameter steps for smooth drilling
- Titanium Nitride coating minimizes cooling time and extends bit life



| Drill Diameter Sizes (In.) | No. of Hole Sizes | Step Increments (In.) | Step Thickness (In.) | Shank Dia. (In.) | Part No. |
|---|-------------------|-----------------------|----------------------|------------------|----------------|
| 1/8 to 1/2 | 13 | 1/32 | 1/8 | 5/16 | 35-511 |
| 1/4 to 3/4 | 9 | 1/16 | 1/8 | 3/8 | 35-512 |
| 1/4 to 7/8 | 11 | 1/16 | 1/16 | 3/8 | 35-513 |
| 1/2 to 1 | 8 | 1/16 | 1/8 | 3/8 | 35-514* |
| 1/4 to 1-1/8 | 16 | 1/16 | 1/16 | 3/8 | 35-515 |
| 3/16 to 1/2 | 6 | 1/16 | 3/8 | 5/16 | 35-516 |
| 1/4 to 1-3/8 | 10 | 1/32 | 1/16 to 1/4 | 3/8 | 35-517 |
| Electrician's Step Bit Kit (35-511, 35-513, 35-515, 35-517) | | | | | 35-520 |

*Requires pilot holes.

Quick Change Step Bits

- Split-Point tip lasts longer and starts faster than competition
- High speed tool steel, double-tempered for superior tip life
- Double fluted and blended radius steps for smooth drilling
- 1/4" Quick change shank



| Drill Diameter Sizes (In.) | No. of Hole Sizes | Step Increments (In.) | Step Thickness (In.) | Shank Dia. (In.) | Part No. |
|--|-------------------|-----------------------|----------------------|------------------|---------------|
| 1/8 to 1/2 | 13 | 1/32 | 1/8 | 1/4 | 35-521 |
| 1/4 to 7/8 | 11 | 1/16 | 1/16 | | 35-522 |
| 1/4 to 1-1/8 | 16 | | | | 35-523 |
| 3-Piece Quick-Change Step Bit Kit (35-521, 35-522, 35-523) | | | | | 35-524 |

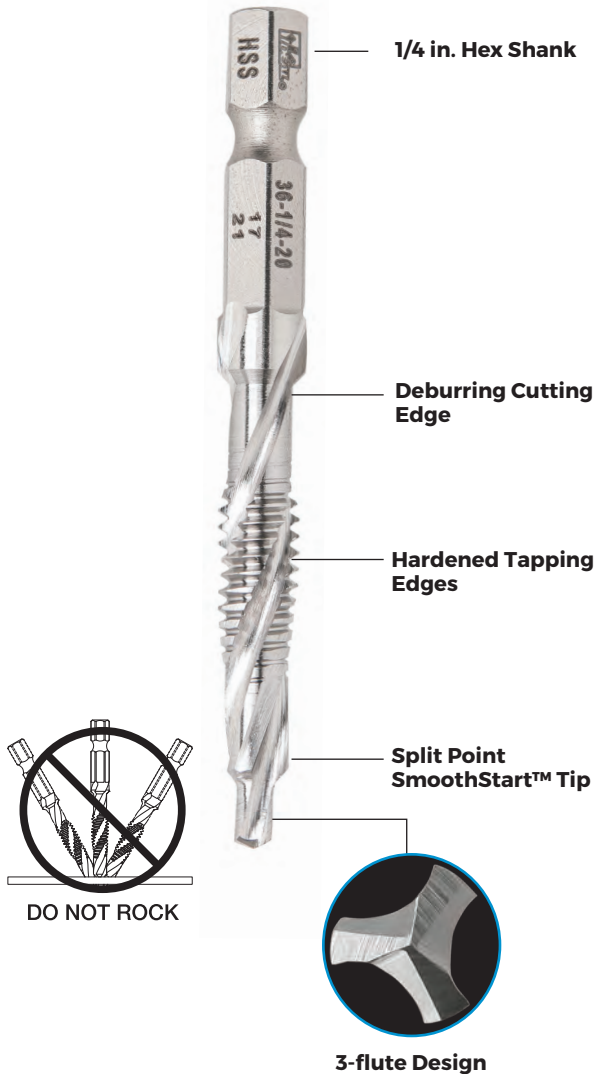
Drill Taps with SmoothStart™ Tip

The IDEAL® line of combination drill taps combines the tasks of drilling, tapping and deburring all into one. Providing an economical way to save you valuable time on the project.

Constructed out of High Speed Steel (HSS), the bit has balanced hardened tapping edges with 1/4" hex shank that makes it compatible not only with cordless drills but also impact drivers.

Similar to the IDEAL® TKO™ Carbide Tipped Hole Cutters we have incorporated the SmoothStart™ tip reducing vibration and minimizing thread damage for increased accuracy and long bit life.

While traditional drill taps have single or double flute design, IDEAL® Drill taps come with 3-flute design providing faster chip removal and minimized binding while drilling. The deburring cutting edge provides a clean hole and prevents over drilling. Rated for drilling and tapping up to 10 gauge mild steel, aluminum, copper, brass and even plastic. When it comes to quality, performance and durability, IDEAL is the professional's choice for drill tap needs.



| Description | Part No. | |
|---------------------------------------|---------------|------------------|
| 8-Piece Drill Tap Kit (Case included) | 36-600 | |
| Kit Includes: | Qty. | Part No. |
| 6-32 NC Drill Tap/Bit | 1 | 36-6/32 |
| 8-32 NC Drill Tap/Bit | 2 | 36-8/32 |
| 10-24 NC Drill Tap/Bit | 1 | 36-10/24 |
| 10-32 NC Drill Tap/Bit | 1 | 36-10/32 |
| 12-24 NC Drill Tap/Bit | 1 | 36-12/24 |
| 1/4-20 NC Drill Tap/Bit | 2 | 36-1/4-20 |



36-6/32 36-8/32 36-10/24 36-10/32 36-12/24 36-1/4-20

| Description | Part No. |
|-------------------------|------------------|
| 6-32 NC Drill Tap/Bit | 36-6/32 |
| 8-32 NC Drill Tap/Bit | 36-8/32 |
| 10-24 NC Drill Tap/Bit | 36-10/24 |
| 10-32 NC Drill Tap/Bit | 36-10/32 |
| 12-24 NC Drill Tap/Bit | 36-12/24 |
| 1/4-20 NC Drill Tap/Bit | 36-1/4-20 |

Hex key size is 3mm.

Bi-Metal Hole Saws

- Constructed from M42 high speed steel with 8% premium cobalt content for added strength and wear resistance
- Unique fleam ground teeth design results in improved performance and efficient chip removal
- 4/6 variable pitch geometry cuts down on harmonic noise to minimize tooth stripping
- Diamond cutouts provide quick plug removal, available on 7/8 in. to 6 in. hole saws
- Cats eye openings on solid back plate provide line of sight and aid in plug removal, available in 2 in. to 6 in. hole saws



TOOLS & SUPPLIES

| Bi-Metal Hole Saw Diameter | | Pipe Tap Size | | Pipe Entrance Size | | Part No. |
|---|----|---------------|----|--------------------|----|---------------|
| Inches | MM | Inches | MM | Inches | MM | |
| Compatible with 1/4 in. Round Arbor 36-570, 3/8 in. Hex Arbor 36-571, 7/16 in. Hex Arbor 36-572. | | | | | | |
| 9/16 | 14 | | | | | 36-511 |
| 5/8 | 16 | | | | | 36-512 |
| 11/16 | 17 | | | | | 36-513 |
| 3/4 | 19 | 1/2 | 13 | 3/8 | 10 | 36-514 |
| 13/16 | 21 | | | | | 36-515 |
| 7/8 | 22 | 3/4 | 19 | 1/2 | 13 | 36-516 |
| 15/16 | 24 | | | | | 36-517 |
| 1 | 25 | | | | | 36-518 |
| 1-1/8 | 27 | 1 | 25 | 3/4 | 19 | 36-520 |
| 1-3/16 | 29 | | | | | 36-521 |
| Compatible with 7/16 in. Hex Arbor 36-573, 3/8 in. Quick Change Arbor 36-574. | | | | | | |
| 1-1/4 | 32 | | | | | 36-522 |
| 1-5/16 | 33 | | | | | 36-523 |
| 1-3/8 | 35 | | | 1 | 25 | 36-524 |
| 1-7/16 | 37 | | | | | 36-525 |
| 1-1/2 | 38 | 1-1/4 | 32 | | | 36-526 |
| 1-9/16 | 40 | | | | | 36-527 |
| 1-5/8 | 41 | | | | | 36-528 |
| 1-11/16 | 43 | | | | | 36-529 |
| 1-3/4 | 44 | 1-1/2 | 38 | 1-1/4 | 32 | 36-530 |
| 1-13/16 | 46 | | | | | 36-531 |
| 1-7/8 | 48 | | | | | 36-532 |
| 2 | 51 | | | 1-1/2 | 38 | 36-533 |
| 2-1/16 | 52 | | | | | 36-534 |

| Bi-Metal Hole Saw Diameter | | Pipe Tap Size | | Pipe Entrance Size | | Part No. |
|----------------------------|-----|---------------|-----|--------------------|-----|---------------|
| Inches | MM | Inches | MM | Inches | MM | |
| 2-1/8 | 54 | | | | | 36-535 |
| 2-1/4 | 57 | 2 | 51 | | | 36-536 |
| 2-5/16 | 59 | | | | | 36-537 |
| 2-3/8 | 60 | | | | | 36-538 |
| 2-1/2 | 64 | | | 2 | 51 | 36-539 |
| 2-9/16 | 65 | | | | | 36-540 |
| 2-5/8 | 67 | 2-1/2 | 64 | | | 36-541 |
| 2-3/4 | 70 | | | | | 36-542 |
| 2-7/8 | 73 | | | | | 36-543 |
| 3 | 76 | | | 2-1/2 | 64 | 36-544 |
| 3-1/8 | 79 | | | | | 36-545 |
| 3-1/4 | 83 | 3 | 76 | | | 36-546 |
| 3-3/8 | 86 | | | | | 36-547 |
| 3-1/2 | 89 | | | | | 36-548 |
| 3-5/8 | 92 | | | 3 | 76 | 36-549 |
| 3-3/4 | 95 | 3-1/2 | 89 | | | 36-550 |
| 3-7/8 | 98 | | | | | 36-551 |
| 4 | 102 | | | | | 36-552 |
| 4-1/8 | 104 | | | 3-1/2 | 89 | 36-553 |
| 4-1/4 | 108 | 4 | 102 | | | 36-554 |
| 4-3/8 | 111 | | | | | 36-555 |
| 4-1/2 | 114 | | | | | 36-556 |
| 4-3/4 | 121 | 4-1/2 | 114 | 4 | 102 | 36-557 |
| 5 | 127 | | | | | 36-558 |
| 5-1/2 | 140 | | | 5 | 127 | 36-559 |
| 5-3/4 | 146 | | | | | 36-560 |
| 6 | 152 | | | | | 36-561 |

Bi-Metal Hole Saw Bulk Packs

| Hole Size | Conduit & Pipe Size | Qty. | Part No. |
|------------------|------------------------------|------|---------------|
| 7/8 in. (22mm) | 1/2 in. (22mm) - push button | 10 | 36-562 |
| 1-1/8 in. (29mm) | 3/4 in. (19mm) | 10 | 36-563 |
| 1-3/8 in. (35mm) | 1 in. (25mm) | 10 | 36-564 |

Bi-Metal Hole Saw Kits



36-500
8-Piece Bi-Metal Hole Saw Kit



36-501
14-Piece Bi-Metal Hole Saw Kit



36-502
19-Piece Bi-Metal Hole Saw Kit

| Part No. | Hole Saws Included in Kits | | | | | | | | | | | | | | | | | |
|----------------|----------------------------|--------|--------|--------|--------|--------|--------|--------|--------|--------|--------|--------|--------|--------|-----------------|--------|--------|--------|
| | Hole Saws (in.) | | | | | | | | | | | | | | Hole Saw Arbors | | | |
| | 3/4 | 7/8 | 1 | 1-1/8 | 1-3/8 | 1-1/2 | 1-3/4 | 2 | 2-1/4 | 2-1/2 | 3 | 3-5/8 | 4-1/8 | 4-1/2 | 36-573 | 36-570 | 36-572 | 36-577 |
| | 36-514 | 36-516 | 36-518 | 36-520 | 36-524 | 36-526 | 36-530 | 36-533 | 36-536 | 36-539 | 36-544 | 36-549 | 36-553 | 36-556 | | | | |
| 36-500 | | • | | • | • | | • | • | | • | | | | | • | | • | |
| 36-501 | | • | | • | • | | • | • | | • | • | • | • | • | • | • | • | • |
| 36-502* | • | • | • | • | • | • | • | • | • | • | • | • | • | • | • | • | • | • |

*Includes two 3-1/4 in. x 1/4 in. Pilot Bits (36-576).

Bi-Metal Hole Saw Replacement Pilot Bits



With split point design, replacement pilot drill bits constructed out of high speed steel will start on initial contact for faster penetration and less walking for a smooth, fast, cutting experience.

| Description | Part No. |
|---|---------------|
| 4-1/8 in. x 1/4 in. - Fits 36-570 Arbor | 36-575 |
| 3-1/4 in. x 1/4 in. - Fits 36-571, 36-572, 36-573 and 36-574 Arbors | 36-576 |

Arbor Extensions



For boring jobs that require a longer reach arbor extension adds up to 12 in. of usable length and can easily be connected to the IDEAL® line of Bi-Metal Hole Saw Arbors.

| Description | Part No. |
|--------------------------------------|---------------|
| 12 in. Extension for 7/16 in. Arbors | 36-577 |

Not for use with TKO™ Hole Cutters, Step Drills or Augers.

Bi-Metal Hole Saw Arbors



36-570 36-571 36-572 36-573 36-574

Durable, solid steel construction provides years of long life performance. Flat head set screw in body allows easy replacement of the pilot drill bit. Save valuable time through versatile design with the quick change arbor. Instantly change hole saws without tools and without having to remove the arbor from the chuck.

| Description | Part No. |
|--|---------------|
| 1/4 in. Round Arbor for 9/16 in. - 1-3/16 in. | 36-570 |
| 3/8 in. Hex Arbor for 9/16 in. - 1-3/16 in. | 36-571 |
| 7/16 in. Hex Arbor for 9/16 in. - 1-3/16 in. | 36-572 |
| 7/16 in. Hex Arbor for 1-1/4 in. - 6 in. | 36-573 |
| 3/8 in. Quick Change Arbor for 1-1/4 in. - 6 in. | 36-574 |

Tri-Bore™ Multi-Purpose Hole Saw

- Massive carbide tips designed to cut wood with nails, cement board, composite enclosures, ceiling tile and more
- Faster than self-feed bits in wood and carbide grit in abrasive materials

| Hole Size (in.) | Application | Part No. |
|-----------------|--|---------------|
| 1-3/8 | | 36-350 |
| 2-1/8 | 1-1/2" Pipe and lock installation | 36-351 |
| 2-1/4 | 1-1/2" Pipe with couplings | 36-352 |
| 2-9/16 | 2" Pipe | 36-353 |
| 3 | 2" Pipe with couplings | 36-354 |
| 3-3/8 | | 36-355 |
| 3-5/8 | 3" Pipe | 36-356 |
| 4 | | 36-357 |
| 4-1/4 | 3" Pipe with couplings, 4" dryer vent | 36-358 |
| 4-1/8 | | 36-359 |
| 4-3/8 | Capri®, Halo®, Marco, Mini Juno | 36-360 |
| 4-5/8 | 4" pipe | 36-361 |
| 5-3/8 | Capri®, Juno®, Lightolier, Prescolite, Progress | 36-362 |
| 6-1/4 | 6" Duct | 36-363 |
| 6-3/8 | Capri®, Halo® | 36-364 |
| 6-5/8 | Juno® and Progress | 36-365 |
| 6-7/8 | Capri®, Lightolier, Lithonia, Prescolite, Progress | 36-366 |



NOTE: Great for adding holes to most pre-cast polymer concrete underground utility vaults.



Spade & Carbide Pilot Bits for Tri-Bore™ Hole Saws

- Deep-cup design on Tri-Bore™ Hole Saws require the use of a longer pilot bit.



| Description | Application | Part No. |
|---------------|--------------------------|---------------|
| Spade Bit | Wood boring | 36-367 |
| Carbide Pilot | Abrasive material boring | 36-368 |

RESI-MASTER™ Auger Bits



- Reinforced cutting edge for added durability
- Secondary angle for fast cuts & efficient chip removal
- Hardened and tempered for extended tool life

| RESI-MASTER™ Auger Size | Hole Diameter | Overall Length | Twist Length | Part No. |
|-------------------------|---------------|----------------|--------------|---------------|
| 1/2 in. | 1/2 in. | 18 in. | 15 in. | 35-726 |
| 5/8 in. | 5/8 in. | | | 35-971 |
| 11/16 in. | 11/16 in. | | | 35-727 |
| 3/4 in. | 3/4 in. | | | 35-972 |
| 13/16 in. | 13/16 in. | | | 35-728 |
| 7/8 in. | 7/8 in. | | | 35-976 |
| 15/16 in. | 15/16 in. | | | 35-977 |
| 1 in. | 1 in. | | | 35-978 |
| 1-1/8 in. | 1-1/8 in. | | | 35-979 |
| 1-1/4 in. | 1-1/4 in. | 35-729 | | |
| 5/8 in. | 5/8 in. | 7-1/2 in. | 5 in. | 35-892 |
| 3/4 in. | 3/4 in. | | | 35-893 |
| 13/16 in. | 13/16 in. | | | 35-731 |
| 7/8 in. | 7/8 in. | | | 35-896 |
| 15/16 in. | 15/16 in. | | | 35-897 |
| 1 in. | 1 in. | | | 35-898 |
| 1-1/8 in. | 1-1/8 in. | | | 35-899 |
| 1-1/4 in. | 1-1/4 in. | | | 35-732 |

Auger Bit Extension

- Dual locking screws
- Allen wrench included
- Compatible with Nailbiter™ and RESI-MASTER™ Ship Augers



| Auger Bit Extensions, 18"; Six flats to fit drill chuck | Part No. |
|---|---------------|
| Auger Bit Extension for 7/16 in. shank | 35-819 |

Nailbiter™ Premium Auger Bits



- Hardened, dual face with 30° rake angle design, a staggered cutting edge which enhances chip removal and provides a harden cutting edge to break through nails.
- Non-stick, polished and black oxide coated flutes for enhanced chip removal
- Heavy-duty lead screw designed for quick gripping power, superior penetration and extra-long life
- Re-sharpenable for extended tool life

| Nailbiter™ Auger Size: | Hole Diameter | Overall Length | Twist Length | Part No. |
|------------------------|---------------|----------------|--------------|---------------|
| 1/2 in. | 1/2 in. | 18 in. | 15 in. | 35-820 |
| 5/8 in. | 5/8 in. | | | 35-821 |
| 11/16 in. | 11/16 in. | | | 35-822 |
| 3/4 in. | 3/4 in. | | | 35-823 |
| 13/16 in. | 13/16 in. | | | 35-824 |
| 7/8 in. | 7/8 in. | | | 35-825 |
| 15/16 in. | 15/16 in. | | | 35-826 |
| 1 in. | 1 in. | | | 35-827 |
| 1-1/8 in. | 1-1/8 in. | | | 35-828 |
| 1-1/4 in. | 1-1/4 in. | 35-829 | | |
| 5/8 in. | 5/8 in. | 7-1/2 in. | 5 in. | 35-810 |
| 11/16 in. | 11/16 in. | | | 35-811 |
| 3/4 in. | 3/4 in. | | | 35-812 |
| 13/16 in. | 13/16 in. | | | 35-813 |
| 7/8 in. | 7/8 in. | | | 35-814 |
| 1 in. | 1 in. | | | 35-815 |
| 1-1/8 in. | 1-1/8 in. | | | 35-816 |
| 1-1/4 in. | 1-1/4 in. | | | 35-817 |

Mini™ Utility Bit Augers



- Designed to fit between wall studs when used with common drills
- Eliminates the need for expensive right angle drills

| Bit Length = 4-3/4 in., Twist = 2-1/2 in., Shank = 5/16 in. | Hole Diameter | Part No. |
|---|---------------|---------------|
| 5/8 in. Mini™ Auger | 5/8 in. | 35-862 |
| 3/4 in. Mini™ Auger | 3/4 in. | 35-864 |
| 7/8 in. Mini™ Auger | 7/8 in. | 35-866 |
| 1 in. Power Ship Auger | 1 in. | 35-868 |

Reciprocating Blades

- Bi-metal blades last up to ten times longer than carbon steel blades
- Flexible spring-back provides long blade life
- Super-hard, high speed steel teeth for a sharp, long-lasting cutting edge
- Shatterproof for tough applications
- Fits reciprocating saws using 1/2 in. universal shank



| L/W/TH (In.) | TPI | Material | Blade Back | Qty. | Application | Part No. |
|---------------------------------|-------|------------|------------|------|---|---------------|
| Metal Cutting | | | | | | |
| 6 x 3/4 x .035 | 14 | Bi-metal | Straight | 5 | Pipe, structural steel, stainless steel: 3/32 in. - 1/4 in., Non-ferrous metal: 3/32 in. - 3/8 in. | 36-059 |
| 4 x 3/4 x .035 | 18 | | | | Structural steel, pipe, conduit, stainless steel: 1/16 in. - 3/16 in. thick, Non-ferrous metal: 1/16 in. - 5/16 in. thick | 36-055 |
| 6 x 3/4 x .035 | | | | | 36-057 | |
| 8 x 3/4 x .035 | | | | | 36-060 | |
| 6 x 3/4 x .035 | 24 | | | | All metal less than 1/8 in. thick: Tubing conduit, trim | 36-058 |
| Heavy-Duty Metal Cutting | | | | | | |
| 6 x 3/4 x .050 | 18 | Bi-metal | Straight | 2 | Heavy-duty blade for cutting structural steel, pipe, conduit, stainless steel: 1/16 in. to 3/16 in. thick | 36-085 |
| 8 x 3/4 x .050 | 10/14 | | | | Heavy-duty blade for cutting structural steel, pipe, conduit, stainless steel: 1/8 in. to 1/2 in. thick | 36-086 |
| 12 x 3/4 x .050 | | | Taper | 5 | 36-087 | |
| Wood w/Nails | | | | | | |
| 6 x 3/4 x .050 | 6 | Bi-metal | Taper | 5 | Fast cutting, roughing-in work, nail-embedded wood, remodeling | 36-065 |
| 9 x 3/4 x .050 | | | | | | 36-066 |
| 12 x 3/4 x .050 | | | | | | 36-067 |
| Demolition | | | | | | |
| 9 x 7/8 x .062 | 6 | Bi-metal | Taper | 2 | Demolition work in nail-embedded wood, remodeling | 36-095 |
| | 10 | | | | Demolition work in wood, metal, pipe and fire and rescue | 36-096 |
| General Purpose | | | | | | |
| 6 x 3/4 x .035 | 10 | Bi-metal | Straight | 5 | Nail embedded wood, metal and non-ferrous metal composition materials & plastics 1/8 in. - 1/2 in. | 36-075 |
| Specialty Cutting | | | | | | |
| 8 x 3/4 x .050 | Grit | Tung. Grit | Straight | 2 | Iron pipe, fiberglass, reinforced plastics, ceramic tile, stone, slate and brick. | 36-090 |
| 3 x 5/16 x .035 | 18 | Bi-metal | Scroll | 5 | Scroll cutting wood, cast aluminum and non-ferrous metals | 36-054 |
| Plaster/Drywall | | | | | | |
| 6 x 3/4 x .050 | 6 | Bi-metal | Taper | 2 | For plaster, drywall, plaster board & lath. Bi-directional cutting | 36-088 |

Long-Life Metal Cutting Reciprocating Blades



- Engineered to be the longest lasting metal cutting blades available with up to three times as many cuts as similar metal cutting blades
- 8% cobalt cutting edge for extreme durability
- Shatterproof bi-metal design

| L/W/TH (In.) | TPI | Material | Blade Back | Qty. | Application | Part No. |
|----------------|-----|----------|------------|------|---|---------------|
| 6 x 3/4 x .035 | 18 | Bi-metal | Straight | 5 | Long-Life blade for cutting structural steel, pipe, conduit, stainless steel, sheet metal: 1/6 in. - 3/16 in. thick | 36-043 |
| 8 x 3/4 x .035 | | | | | | 36-044 |
| 6 x 1 x .042 | 14 | | | | Long-Life blade for cutting rebar, barstock, angle iron and other heavy gauge metals: 1/8 in. and thicker | 36-046 |
| 12 x 1 x .050 | | | | | | 36-048 |

Portable Band Saw Blades

- Bi-metal construction
- Fit all standard portable band saw machines
- For pipe, tubing and solids
- Cut any machinable metal, including conduit, angle iron, structural, rebar and stainless steel tubing



| L/W/TH (In.) | TPI | Qty. | Part No. |
|---------------------|-----|------|---------------|
| 44-7/8 x 1/2 x .020 | 10 | 3 | 36-070 |
| | 14 | | 36-071 |
| | 18 | | 36-072 |
| | 24 | | 36-073 |

Application Guide

| 6 TPI | 10 TPI | 14 TPI | 18 TPI | 24 TPI | Carbide Grit |
|---|--------|--------------------------------------|---|--------------------------------|-------------------------------------|
| Fast CUT SPEED Slow | | | | | |
| Rough CUT QUALITY Smooth | | | | | |
| Demolition/nail embedded wood | | | | | |
| Wood/nail embedded wood | | | | | |
| Nail embedded wood/composites plastics/non-ferrous metals | | | | | |
| | | Metals over 1/8 in. thick/angle iron | | | |
| | | | Metal 18 AWG - 1/8 in. conduit/pipe/angle | | |
| | | | | Metal under 18 AWG trim/tubing | |
| | | | | | Ceramic/abrasives/fiber-glass/metal |

Select teeth per inch to allow at least three teeth to be in the cut at all times.

TOOLS & SUPPLIES

Adjustable Can Light Hole Saw

- Cuts drywall and ceiling tile
- Self-sharpening carbide-coated cutting blades
- Includes two dust shields to minimize clean up




Drill not included

Dust shield included

| Description | Part No. |
|--|---------------|
| Adjustable Can Light Hole Saw - 10 sizes from 2-1/2 in. to 7 in. in increments of 3/8 in. | 35-598 |
| Adjustable Can Light Hole Saw - 13 sizes from 6-1/4 in. to 10-3/8 in. in increments of 3/8 in. | 35-599 |

Screw Point Flexible Drill Bits, Type B

- Fast and aggressive, self-starting bit
- Ultra-sharp ground threads provide increased pulling power through obstructions
- Designed for easy to tough wood drilling



| Description | Length | Shank | Part No. |
|-----------------------------------|--------|----------|---------------|
| 3/8 in. Screw Point Flexible Bit | 54 in. | 3/16 in. | 90-082 |
| 1/2 in. Screw Point Flexible Bit | | | 90-085 |
| 9/16 in. Screw Point Flexible Bit | | | 90-088 |
| 3/4 in. Screw Point Flexible Bit | | 1/4 in. | 90-091 |

Serrated Combination Flexible Drill Bits, Type C

- Fast and aggressive, self-starting bit
- Ultra-sharp ground threads provide increased pulling power through obstructions
- Designed for easy to tough wood and light metal drilling



| Description | Length | Shank | Part No. |
|--|--------|----------|---------------|
| 1/4 in. Serrated Combination Flexible Bit | 54 in. | 3/16 in. | 90-063 |
| 1/2 in. Serrated Combination Flexible Bit | | | 90-070 |
| 9/16 in. Serrated Combination Flexible Bit | | | 90-073 |

Power Spade Bits

- The most innovative and fastest spade bit
- Smooth and effortless drilling
- Max. operating speed 1500 RPM
- Available in a variety of sizes
- Offers less vibration than other bits



| Description | Part No. |
|---|---------------|
| 1/2 in. | 36-413 |
| 5/8 in. | 36-415 |
| 3/4 in. | 36-417 |
| 7/8 in. | 36-419 |
| 1 in. | 36-421 |
| 1-1/8 in. | 36-422 |
| 1-1/4 in. | 36-423 |
| 4-Piece Kit with Pouch (5/8 in., 3/4 in., 7/8 in., 1 in.) | 36-432 |

Installer Bits

- Hole in fluted head for pulling wires through walls, ceiling and floors
- Flutes designed for quick chip removal – no clogging or binding
- Premium quality, extra-hard 52-100 carbon bearing steel



| Description | Length | Part No. |
|-------------------------|--------|---------------|
| Installer Bit - 1/4 in. | 18 in. | 35-870 |
| Installer Bit - 3/8 in. | | 35-871 |
| Installer Bit - 1/2 in. | | 35-872 |

Flexible Bit Extensions

- Connect to chuck end of shaft to increase the length of the bit



| Description | Length | Shank | Part No. |
|---------------------------------|--------|----------|---------------|
| 3/16 in. Flexible Bit Extension | 36 in. | 3/16 in. | 90-170 |
| 1/4 in. Flexible Bit Extension | | 1/4 in. | 90-173 |

Flexible Bit Placement Tool



| Description | Part No. |
|-----------------------------|---------------|
| Flexible Bit Placement Tool | 90-176 |

ELECTRICAL TAPE & SEALANT

Whether protecting splices and wires, sealing from weather and contaminants, or identifying and organizing wires, IDEAL has the right solution. Offering a wide portfolio of electrical tapes and mastics, barricade and underground tapes, and a new innovation in ArmourBand™, IDEAL Electrical provides exceptional performance and great value across most applications.

Premium Electrical Tape



General Purpose Electrical Tape



Linerless Rubber Tape



Rubber Mastic Tape



Mastic Pads



Corrosion Tape



ArmourBand™ Insulating Wrap



Barricade Tapes



Duct Seal



Underground Tapes



WIRE ARMOUR™

ELECTRICAL TAPE

Premium Professional Vinyl Electrical Tape

- For primary installation up to 600V
- Cold and weather resistant from 0°F-221°F (-18°C-105°C)
- High elasticity up to 300% for easy application and added protection
- Flame retardant and UV resistant
- Impervious to water, oil, acids, alkalis, and corrosive chemicals



| Color | Thickness | Dimension | Qty. | Part No. |
|--------|-----------|--------------------|------|------------------|
| Black | 7 mil | 3/4" x .007" x 66' | 10 | 46-33 |
| Blue | | | | 46-35-BLU |
| Brown | | | | 46-35-BRN |
| Gray | | | | 46-35-GRY |
| Green | | | | 46-35-GRN |
| Orange | | | | 46-35-ORN |
| Red | | | | 46-35-RED |
| Violet | | | | 46-35-VIO |
| White | | | | 46-35-WHT |
| Yellow | | | | 46-35-YLW |
| Black | | | | 8.5 mil |

Contractor Pro Vinyl Electrical Tape

- For primary installation up to 600V
- Cold and weather resistant from 14°F-221°F (-10°C-105°C)
- High elasticity up to 220% for easy application and added protection
- Flame retardant and UV resistant
- Impervious to water, oil, acids, alkalis, and corrosive chemicals



| Color | Thickness | Dimension | Qty. | Part No. |
|-------|-----------|--------------------|------|---------------|
| Black | 7 mil | 3/4" x .007" x 66' | 10 | 46-PRO |



General Purpose Vinyl Electrical Tape

- For primary insulation up to 600V
- Cold and weather resistant from 32°F-176°F (0°C-80°C)
- Good elasticity up to 200% for ease of application
- Flame retardant

| Color | Size | Qty. | Part No. |
|--------|--------------------|------|---------------------|
| Black | 3/4" x .007" x 60' | 10 | 46-1700 |
| Blue | 3/4" x .007" x 66' | | 46-1700C-BLU |
| Brown | | | 46-1700C-BRN |
| Gray | | | 46-1700C-GRY |
| Green | | | 46-1700C-GRN |
| Orange | | | 46-1700C-ORN |
| Red | | | 46-1700C-RED |
| Violet | | | 46-1700C-VIO |
| White | | | 46-1700C-WHT |
| Yellow | | | 46-1700C-YLW |

NEW



TOOLS & SUPPLIES

Linerless Rubber Tape

- Primary insulation up to 69kV
- Linerless ethylene rubber
- Excellently conforms to complex shapes
- Moisture, corrosion, and chemical resistant
- High thermal conductivity allowing heat to dissipate from joint
- Overload temperature: 266°F
- Elongation: 890%



| Dimensions | Part No. |
|----------------------|-----------------------|
| 3/4" x 0.03" x 30' | 46-130C-3/4x30 |
| 1" x 0.03" x 30' | 46-130C-1x30 |
| 1-1/2" x 0.03" x 30' | 46-130C-1.5x30 |
| 2" x 0.03" x 30' | 46-130C-2x30 |

Mastic Pads

- Primary insulation up to 1kV
- Superior adhesion and dielectric strength
- Sealing and insulating for buried, submerged or overhead electrical connections
- Resistant to UV rays and impermeable to ozone, water, soil, dirt and corrosive chemicals
- Overload temperature: 266°F



| Dimensions | Qty. | Part No. |
|---------------------|------|----------------------|
| 6-1/2" x 0.13" x 4" | 10 | 46-2200-6.5x4 |

Rubber Mastic Tape

- Primary insulation up to 2kV
- Insulating and moisture sealing splices and terminations
- Moisture, corrosion and chemical resistant
- Suitable for direct burial and overhead applications
- Overload Temperature: 266°F
- Elongation: 890%



| Dimensions | Part No. |
|-------------------|---------------------|
| 1" x 0.065" x 10' | 46-2228-1x10 |

Corrosion Protection Tape

- Protects pipe, joints, conduit and couplings in overhead or direct burial applications
- Highly resistant to sun, water, oil, acids, alkalis, and corrosive chemicals
- Bacteria and fungus resistant
- Pressure sensitive
- Thickness: 10 mil











































| Dimensions | Part No. |
|-------------------|------------------------|
| 2" x 0.01" x 100' | 46-50-UNPRINT-2 |

When is the last time you looked at your tape?

With so many options available, making the right choice for your application can be difficult. Use the below selection guide to quickly compare and contrast our offering and determine which option is best suited to your needs.



TOOLS & SUPPLIES

| | Heavy-Duty 46-88  | Premium Professional 46-33  | Premium Professional Color Coding 46-35-XXX*  | Mid-Grade Contractor Pro 46-PRO  | General Purpose 46-1700C-XXX  |
|--------------------------------|---|---|---|--|---|
| Thickness | 8.5 MIL | 7.0 MIL | 7.0 MIL | 7.0 MIL | 7.0 MIL |
| Low Temperature Rating | 0°F (-18°C)  | 0°F (-18°C)  | 14°F (-10°C)  | 14°F (-10°C)  | 32°F (0°C)  |
| High Temperature Rating | 221°F (105°C)  | 221°F (105°C)  | 221°F (105°C)  | 221°F (105°C)  | 176°F (80°C)  |
| Flame Retardant | Yes  | Yes  | Yes  | Yes  | Yes  |
| Adhesion Strength | 20 oz./in.  | 20 oz./in.  | 20 oz./in.  | 17 oz./in.  | 16 oz./in.  |
| Elongation | 300% | 260% | 200% | 220% | 200% |
| Tensile Strength |  20 lb./in. |  17 lb./in. |  17 lb./in. |  17 lb./in. |  16 lb./in. |
| Dielectric Strength (Standard) |  10,000 V |  9,000 V |  7,500 V |  7,500 V |  7,000 V |
| Available Colors |  |  |  |  |  |

*XXX for color coding, replace with three-digit color abbreviation.

ARMOURBAND™ Insulating Wraps

insulates and protects devices while providing a quick, clean, reusable solution to the traditional tape application. It fits most receptacles while offering a re-positionable wrap with a non-slip finish, allowing for excellent grip that leaves no residue behind.



TOOLS & SUPPLIES

Reusable

- Clean, reusable solution to traditional electrical tape application.

Quick

- 2X faster installation than electrical tape.
- Thickness is equivalent to 6 wraps of premium electrical tape.
- 33% wider than standard electrical tape.
- Non-slip finish and exceptional elongation for easy installation.

Durable

- Improved performance for extreme temperatures.
- Decreases risk of stray strands causing electrical shock.
- Exceeds flame retardant properties of electrical tape.
- Superior silicone construction for improved coverage.

| Description | Qty. | Part No. |
|------------------------------|---------------|----------------|
| ArmourBand™ Insulating Wraps | Jar of 100 | 47-110J |
| | Bag of 10 | 47-100 |
| | Pack of 1,000 | 47-120 |



File Number E507261



LR 20859



Detectable Underground Tapes

42-201



42-251



42-252



- Solid aluminum foil core tapes for protection, location and identification of underground utility installations
- Meets or exceeds industry standards including the American Public Works Association (APWA) color code
- Formulated to resist degradation from acid and alkali found in soils
- Lead-free pigments and organic lead-free ink

| Description | Color | Size | Part No. |
|---|--------|-------------------|---------------|
| Detectable Underground Tape - Caution Buried Electric Line Below | Red | 3 in. x 1,000 ft. | 42-201 |
| Detectable Underground Tape - Caution Buried Electric Line Below | | 6 in. x 1,000 ft. | 42-251 |
| Detectable Underground Tape - Caution Buried Fiber Optic Line Below | Orange | 6 in. x 1,000 ft. | 42-252 |

| Specifications: | | |
|------------------|--------------|--|
| Property | Method | Value |
| Thickness | ASTMD2103 | 5.0 Mills |
| Elongation | ASTMD882-75B | 80% |
| Composition | IDEAL Specs. | Bottom Layer PE; Top layer PET; Foil industry standard |
| Tensile Strength | ASTMD882 | 32 lbs./in. (15,000 PSI) |

Non-Detectable Underground Tapes



42-102



42-103



42-104



42-101

- For protection, location and identification of underground utility installations
- Formulated to resist degradation from acid and alkali found in soils
- Lead-free pigments and organic lead-free ink
- Recommended Burial Depth: 3 in. Tape - 4 to 6 in.
6 in. Tape - less than 12 in.



42-151

| Description | Color | Size | Part No. |
|---|--------|-------------------|---------------|
| Non-Detectable Underground Tape - Caution Buried Electric Line Below | Red | 3 in. x 1,000 ft. | 42-101 |
| Non-Detectable Underground Tape - Caution Buried Electric Line Below | Yellow | | 42-102 |
| Non-Detectable Underground Tape - Caution Buried Telephone Line Below | Orange | | 42-103 |
| Non-Detectable Underground Tape - Caution Buried Fiber Optic Line Below | | | 42-104 |
| Non-Detectable Underground Tape - Caution Buried Electric Line Below | Red | 6 in. x 1,000 ft. | 42-151 |
| Non-Detectable Underground Tape - Caution Buried Electric Line Below | Yellow | | 42-152 |

| Specifications: | | |
|------------------|--------------|-----------|
| Property | Method | Value |
| Thickness | ASTMD2103 | 4.0 Mills |
| Elongation | ASTMD882-75B | 500% |
| Composition | IDEAL Specs. | LDPE |
| Tensile Strength | ASTMD882 | 2,750 PSI |

Barricade Tapes

42-002



42-003



42-052



- High-visibility safety yellow or red polyethylene construction with bold black letters
- Meets OSHA specifications Section 1010.144 for marking physical hazards

| Description | Color | Size | Thickness | Part No. |
|---------------------------------------|--------|-------------------|-----------|----------|
| Barricade Tape - Caution | Yellow | 3 in. x 1,000 ft. | 4.0 Mils | 42-001 |
| Barricade Tape - Caution Do Not Enter | | | | 42-002 |
| Barricade Tape - Caution High Voltage | | | | 42-003 |
| Barricade Tape - Danger | Red | | | 42-051 |
| Barricade Tape - Danger High Voltage | | | | 42-052 |
| Barricade Tape - Caution Do Not Enter | Yellow | | 2.0 Mils | 42-012 |

| Specifications: | | |
|------------------|--------------|----------------------------|
| Property | Method | Value |
| Elongation | ASTMD882-75B | ≥ 400% |
| Composition | IDEAL Specs. | LDPE |
| Tensile Strength | ASTMD882 | 2,350 PSI TD; 1,893 PSI MD |

Duct Seal

- Seals around junction boxes, flashings and service entrances
- Permanently soft, non-toxic compound can be painted immediately after application
- Won't adversely affect other plastic materials or corrode metals

| Description | Quantity | Part No. |
|-------------|--------------|----------|
| 1 lb. Block | Carton of 10 | 31-601 |
| 5 lb. Block | Carton of 10 | 31-605 |



WIRE MANAGEMENT

Cable Ties

- Tools
- Identification Ties
- Plenum, Powr-Tie™, Multi-Purpose
- Miniature, Standard, Heavy Duty
- Mounting Pads
- Screw Mounting Bases
- Cable Clamps

Supplies

- Grommets
- Bushings
- Spacer Shims
- Anchor Kits
- Quick Snap

Staples


- Plastic Insulated
- Carbon Steel
- Cable Stacker

Wire Markers

- Booklets
- Cards
- Dispenser

Switches

- Toggle
- Rocker
- Lever/Pull Chain
- Door



Cable Tie Numbering System

IT - 2 - S - MH - C - 0

| IT | 2 | S | MH | CC | O |
|--|---|---|--|---|--|
| IT = IDEAL Powr-Tie™ Cable Ties | Size Approximate Bundle Diameter for ties | Tensile Strength M = Miniature (18 lbs.) I = Intermediate (40 lbs.) S = Standard (50 lbs.) LH = Light-Heavy Duty (120 lbs.) H = Heavy Duty (175 lbs.) EH = Extra Heavy-Duty (250 lbs.) | Style = Standard Tie MH = Mounting ID = Identification MB = Mounting Base LPMB = Low Profile Mounting Base MP = Mounting Pad CCL = Cable Clamp | Qty. Per Package L = 50 C = 100 D = 500 M = 1000 | Color = Natural 0 = UV Black 35 = Burgundy |

TOOLS & SUPPLIES

Powr-Tie™ Cable Ties

Quality Construction

- One-piece design for added strength
- Superior locking mechanism
- Exceeds industry tensile strength ratings



Low Insertion Force

- Tapered thin tip reduces initial friction
- Lowest insertion force with high tensile strength
- Reduces installation fatigue



No Burrs or Sharp Edges

- Smooth corners provide added safety
- Rounded edges eliminate insulation damage



Stepped Tail Grip for easier grabbing and tightening once engaged



Angled Tail

- Provides quicker initial insertion
- Lowers installation costs

Material Selection

- **RoHS Compliant**
- **Natural General Purpose 6/6 Nylon**
 - Suitable for most applications
 - Meets UL 94V-2 flammability ratings
 - 85°C/185°F working temperature
- **UV Black Nylon 6/6**
 - Suitable for most applications with continuous or extended exposure to outdoor elements
 - Weather-resistant grade, able to endure ultraviolet (UV) light
 - Meets UL 94V-2 flammability ratings
 - 85°C/185°F working temperature



Miniature (18 lbs.) Natural & UV Black Cable Ties

| Description | Length | Width | Thickness | Max. Bundle | Tensile Strength | Mil-Spec Reference | UL/CSA Type | Plenum Approval | Qty./ Bag | Part No. |
|----------------|------------------|--------------------|--------------------|-------------------|------------------|--------------------|-------------|-----------------|-----------|------------------|
| Natural Nylon | 4.1 in. 104mm | .095 in. 2.41mm | .042 in. 1.06mm | 1/16 - 7/8 in. | 18 lbs. | MS3367-4-9 | 21 | AH-2 | 100 | IT1M-C |
| Natural Nylon | | | | | | | | | 1000 | IT1M-M |
| UV Black Nylon | | | | | | | | | 100 | IT1M-CO |
| Natural Nylon | 6.1 in. 154mm | .095 in. 2.41mm | .042 in. 1.06mm | 1/16 - 1-1/2 in. | 18 lbs. | - | 21 | AH-2 | 100 | IT1_5M-C |
| UV Black Nylon | | | | | | | | | 100 | IT1_5M-CO |
| Natural Nylon | 8.1 in. 207mm | .095 in. 2.41mm | .042 in. 1.06mm | 1/16 - 2-3/16 in. | 18 lbs. | - | 21 | AH-2 | 100 | IT2M-C |
| Natural Nylon | | | | | | | | | 1000 | IT2M-M |
| UV Black Nylon | | | | | | | | | 100 | IT2M-CO |

AH-2 UL Listed for Air Handling Spaces



Intermediate (40 lbs.) Natural & UV Black Cable Ties

| Description | Length | Width | Thickness | Max. Bundle | Tensile Strength | Mil-Spec Reference | UL/CSA Type | Plenum Approval | Qty./ Bag | Part No. |
|----------------|-------------------|--------------------|--------------------|-------------------|------------------|--------------------|-------------|-----------------|------------------|-----------------|
| Natural Nylon | 5.8 in. 148mm | .140 in. 3.55mm | .049 in. 1.24mm | 1/16 - 1-7/16 in. | 40 lbs. | MS3367-5-9 | 21 | AH-2 | 100 | IT1_5I-C |
| Natural Nylon | | | | | | 1000 | | | IT1_5I-M | |
| UV Black Nylon | | | | | | 100 | | | IT1_5I-CO | |
| UV Black Nylon | | | | | | 1000 | | | IT1_5I-MO | |
| Natural Nylon | 8.8 in. 225mm | .140 in. 3.55mm | .049 in. 1.24mm | 1/16 - 2-3/8 in. | 40 lbs. | MS53367-5-9 | | | 100 | IT2I-C |
| Natural Nylon | | | | | | 1000 | | | IT2I-M | |
| UV Black Nylon | | | | | | 100 | | | IT2I-CO | |
| UV Black Nylon | | | | | | 1000 | | | IT2I-MO | |
| Natural Nylon | 10.9 in. 278mm | .140 in. 3.55mm | .049 in. 1.24mm | 1/16 - 3-3/8 in. | 40 lbs. | — | | | 100 | IT3I-C |
| UV Black Nylon | | | | | | | | | 100 | IT3I-CO |
| Natural Nylon | 14.2 in. 361mm | .140 in. 3.55mm | .049 in. 1.24mm | 1/16 - 4 in. | 40 lbs. | — | | | 100 | IT4I-C |
| UV Black Nylon | | | | | | | | | 100 | IT4I-CO |

AH-2 UL Listed for Air Handling Spaces



Standard (50 lbs.) Natural & UV Black Cable Ties

| Description | Length | Width | Thickness | Max. Bundle | Tensile Strength | Mil-Spec Reference | UL/CSA Type | Plenum Approval | Qty./ Bag | Part No. |
|----------------|-------------------|--------------------|--------------------|-------------------|------------------|--------------------|-------------|-----------------|----------------|---------------|
| Natural Nylon | 7.5 in. 190mm | .180 in. 4.57mm | .053 in. 1.34mm | 1/16 - 1-7/8 in. | 50 lbs. | MS3367-1-9 | 21S | AH-2 | 100 | IT2S-C |
| Natural Nylon | | | | | | 1000 | | | IT2S-M | |
| UV Black Nylon | | | | | | 100 | | | IT2S-CO | |
| UV Black Nylon | | | | | | 1000 | | | IT2S-MO | |
| Natural Nylon | 11.2 in. 285mm | .180 in. 4.57mm | .053 in. 1.34mm | 1/16 - 3-1/16 in. | 50 lbs. | MS3367-7-9 | | | 100 | IT3S-C |
| Natural Nylon | | | | | | 500 | | | IT3S-D | |
| UV Black Nylon | | | | | | 100 | | | IT3S-CO | |
| UV Black Nylon | | | | | | 500 | | | IT3S-DO | |
| Natural Nylon | 14.2 in. 361mm | .180 in. 4.57mm | .053 in. 1.34mm | 1/16 - 4 in. | 50 lbs. | MS3367-2-9 | | | 100 | IT4S-C |
| Natural Nylon | | | | | | 500 | | | IT4S-D | |
| UV Black Nylon | | | | | | 100 | | | IT4S-CO | |
| UV Black Nylon | | | | | | 500 | | | IT4S-DO | |
| Natural Nylon | 17.0 in. 434mm | .180 in. 4.74mm | .053 in. 1.34mm | 1/16 - 4-1/2 in. | 50 lbs. | — | 21 | 100 | IT5S-C | |
| UV Black Nylon | | | | | | | AH-1 | 100 | IT5S-CO | |

UL Listed Nylon 6/6 cable ties are suitable for use in Air Handling Spaces (Plenum) in accordance with Section 300-22(C) & (D) of the National Electrical Code and Rules 12-010 (3), (4) & (5) and 12-020 of the Canadian Electrical Code, Part 1.



Light Heavy-Duty, Heavy-Duty and Extra Heavy-Duty Natural, UV Black Cable Ties


| Description | Length | Width | Thickness | Max. Bundle | Tensile Strength | Mil-Spec Reference | UL/CSA Type | Plenum Approval | Qty./ Bag | Part No. | | |
|----------------|--------------------|--------------------|--------------------|--------------------|------------------|--------------------|-------------|-----------------|-----------|-----------------|----|-----------------|
| Natural Nylon | 8.7 in. 220.9mm | .300 in. 7.62mm | .076 in. 1.93mm | 3/16 - 1/16 in. | 120 lbs. | — | 21S | AH-2 | 100 | IT2LH-C | | |
| UV Black Nylon | | | | | | | | | 100 | IT2LH-CO | | |
| Natural Nylon | 15.1 in. 383mm | .300 in. 7.62mm | .076 in. 1.93mm | 3/16 - 4-1/16 in. | 120 lbs. | MS3367-3-9 | | | 50 | IT4LH-L | | |
| UV Black Nylon | | | | | | MS3367-3-0 | | | 50 | IT4LH-LO | | |
| Natural Nylon | 18.2 in. 465mm | .300 in. 7.67mm | .083 in. 2.1mm | 3/16 - 5 in. | 120 lbs. | — | | | 50 | IT5LH-L | | |
| UV Black Nylon | | | | | | | | | 50 | IT5LH-LO | | |
| Natural Nylon | 24.5 in. 622mm | .300 in. 7.67mm | .083 in. 2.1mm | 3/16 - 7 in. | 120 lbs. | — | | | 50 | IT7LH-L | | |
| UV Black Nylon | | | | | | | | | 50 | IT7LH-LO | | |
| Natural Nylon | 25.5 in. 641mm | .340 in. 8.63mm | .090 in. 2.29mm | 1-1/2 - 7-3/16 in. | 175 lbs. | MS3367-10-9 | | | 21 | AH-2 | 50 | IT7H-L |
| UV Black Nylon | | | | | | MS3367-10-0 | | | | | 50 | IT7H-LO |
| Natural Nylon | 37.2 in. 946mm | .340 in. 8.63mm | .090 in. 2.29mm | 1-1/2 - 11 in. | 175 lbs. | MS3367-13-9 | | | | | 50 | IT11H-L |
| UV Black Nylon | | | | | | MS3367-13-0 | | | | | 50 | IT11H-LO |
| Natural Nylon | 48.5 in. 1231mm | .340 in. 8.63mm | .090 in. 2.29mm | 1-1/2 - 14-1/2 in. | 175 lbs. | MS3367-16-9 | 50 | IT14H-L | | | | |
| UV Black Nylon | | | | | | MS3367-16-0 | 50 | IT14H-LO | | | | |
| UV Black Nylon | 21.73 in. 552mm | .49 in. 12.5mm | .077 in. 1.96mm | 1/2 - 5-3/4 in. | 250 lbs. | — | 100 | IT6EH-CO | | | | |

6EH UL only. AH-2 UL Listed for Air Handling Spaces.



Plenum Cable Ties

- UL Listed nylon 6/6 cable ties are suitable for use in Air Handling Spaces (Plenum) in accordance with Section 300-22(C) & (D) of the National Electrical Code and Rules 12-010 (3), (4) and (5) and 12-020 of the Canadian Electrical Code, Part 1



PLENUM RATED
Suitable for Air-Space Handling

Standard Ties

| Description | Length | Width | Thickness | Max. Bundle | Tensile Strength | Mil-Spec Reference | UL/CSA Type | Plenum Approval | Qty./ Bag | Part No. |
|----------------|-------------------|--------------------|--------------------|-------------------|------------------|--------------------|-------------|-----------------|-----------|-----------------|
| Burgundy Nylon | 7.5 in. 190mm | .180 in. 4.57mm | .053 in. 1.34mm | 1/16 - 1-7/8 in. | 50 lbs. | — | 21S | AH-2 | 100 | IT2S-C35 |
| Natural Nylon | | | | | | MS3367-1-9 | | | 100 | IT2S-C |
| Natural Nylon | | | | | | MS3367-1-0 | | | 1000 | IT2S-M |
| UV Black Nylon | | | | | | MS3367-1-0 | | | 100 | IT2S-CO |
| UV Black Nylon | | | | | | MS3367-1-0 | | | 1000 | IT2S-MO |
| Burgundy Nylon | 11.2 in. 285mm | .180 in. 4.57mm | .053 in. 1.34mm | 1/16 - 3-1/16 in. | 50 lbs. | — | | | 100 | IT3S-C35 |
| Natural Nylon | | | | | | MS3367-7-9 | | | 100 | IT3S-C |
| Natural Nylon | | | | | | MS3367-7-9 | | | 500 | IT3S-D |
| UV Black Nylon | | | | | | MS3367-7-0 | | | 100 | IT3S-CO |
| UV Black Nylon | | | | | | MS3367-7-0 | | | 500 | IT3S-DO |
| Natural Nylon | 14.2 in. 361mm | .180 in. 4.57mm | .053 in. 1.34mm | 1/16 - 4 in. | 50 lbs. | MS3367-2-9 | | | 100 | IT4S-C |
| Natural Nylon | | | | | | MS3367-2-9 | | | 500 | IT4S-D |
| UV Black Nylon | | | | | | MS3367-2-0 | 100 | IT4S-CO | | |
| UV Black Nylon | | | | | | MS3367-2-0 | 500 | IT4S-DO | | |



Multi-Purpose Cable Ties

- General purpose cable tie for building and cable management
- UL recognized and Plenum rated

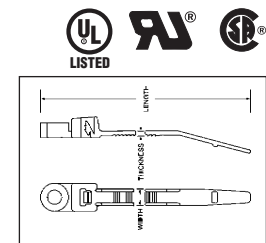


TOOLS & SUPPLIES

| Size | Thickness x Width | Color | Tensile Strength (lbs.) | UL/CSA Type | Plenum Approval | Qty. | Part No. | |
|---------------|-------------------|------------------------|-------------------------|-------------|-----------------|----------------------|----------------------|---------------------|
| Miniature | 4 in. | Natural | 18 | 21 | | 100 | B-4-18-9-C | |
| | | UL Black | | | | 100 | B-4-18-0-C | |
| Intermediate | 6 in. | Natural | 40 | | | 100 | B-6-40-9-C | |
| | | Natural | | | | 1,000 | B-6-40-9-M | |
| | | UV Black | | | | 100 | B-6-40-0-C | |
| | 8 in. | .053 in. x .180 in. | Burgundy | 50 | | 100 | B-8-50-35-C | |
| 11 in. | 100 | | | | | B-11-50-35-C | | |
| Standard | 8 in. | Natural | 50 | 21S | AH-2 | 100 | B-8-50-9-C | |
| | | Natural | | | | 1,000 | B-8-50-9-M | |
| | | UV Black | | | | 100 | B-8-50-0-C | |
| | | UV Black | | | | 1,000 | B-8-50-0-M | |
| | 11 in. | Natural | 50 | | | 100 | B-11-50-9-C | |
| | | Natural | | | | 500 | B-11-50-9-D | |
| | | UV Black | | | | 100 | B-11-50-0-C | |
| | | UV Black | | | | 500 | B-11-50-0-D | |
| | 14 in. | Natural | 50 | | | 100 | B-14-50-9-C | |
| | | Natural | | | | 500 | B-14-50-9-D | |
| | | UV Black | | | | 100 | B-14-50-0-C | |
| | | UV Black | | | | 500 | B-14-50-0-D | |
| Heavy-Duty | 14 in. | .076 in. x .300 in. | 120 | 21 | | 100 | B-14-120-9-C | |
| | UV Black | | | | | 50 | B-14-120-0-L | |
| | 24 in. | | Natural | | | 175 | 50 | B-24-175-9-L |
| | UV Black | | 50 | | | | B-24-175-0-L | |
| 36 in. | Natural | 50 | B-36-175-9-L | | | | | |
| 48 in. | Natural | 50 | B-48-175-9-L | | | | | |
| Mounting Ties | 8 in. | .052 in. x .177 in. | 50 | 21 | AH-2 | 100 | B-8-50MT-9-C | |
| | UV Black | 100 | | | | B-8-50MT-0-C | | |
| Mounting Pads | 14 in. | .053 in. x .178 in. | 50 | 21 | AH-2 | 100 | B-14-50MT-9-C | |
| | Natural | 100 | | | | B-14-50MT-0-C | | |
| Mounting Pads | 3/4 in. x 3/4 in. | .189 Max. Tie Width | 9 | 11 | — | 100 | BMP-750-9-C | |
| | 1 in. x 1 in. | .142 in. Max Tie Width | 11 | 11 | — | 100 | BMP-1000-9-C | |

Mounting Head, Natural & UV Black Cable Ties

- Secures and positions wire bundles, cables, hoses, etc. to panels or other surfaces with one fastener to reduce time and cost
- Allows bundling before and after mounting




| Description | Length | Width | Thickness | Max. Bundle | Tensile Strength | Screw Size | UL/CSA Type | Plenum Approval | Qty./ Bag | Part No. |
|----------------|-------------------|--------------------|--------------------|-------------------|------------------|------------|-------------|-----------------|-----------|--------------------|
| Natural Nylon | 6.0 in. | .138 in. | .045 in. | 1/16 - 1-1/4 in. | 40 lbs. | No. 8 | 11 | | 100 | IT1_5IMH-C |
| UV Black Nylon | 152mm | 3.50mm | .114mm | | | | | | 100 | IT1_5IMH-CO |
| Natural Nylon | 8.1 in. 206mm | .177 in. 4.49mm | .052 in. 1.32mm | 1/16 - 1-3/4 in. | 50 lbs. | No. 10 | | AH-2 | 100 | IT2SMH-C |
| Natural Nylon | | | | | | | | | 1000 | IT2SMH-M |
| UV Black Nylon | | | | | | | | | 100 | IT2SMH-CO |
| UV Black Nylon | | | | | | | | | 100 | IT2SMH-CO |
| Natural Nylon | 11.8 in. 363mm | .177 in. 4.49mm | .053 in. 1.34mm | 1/16 - 3 in. | 50 lbs. | No. 10 | | AH-2 | 100 | IT3SMH-C |
| UV Black Nylon | | | | | | | | | 100 | IT3SMH-CO |
| Natural Nylon | 14.5 in. | .177 in. | .053 in. | 1/16 - 4 in. | 50 lbs. | No. 10 | | | 100 | IT4SMH-C |
| Natural Nylon | 15.7 in. 398mm | .248 in. 7.56mm | .075 in. 1.90mm | 3/16 - 4-1/16 in. | 120 lbs. | 1/4 in. | 21 | | 100 | IT4LHMH-C |
| UV Black Nylon | | | | | | | | | 100 | IT4LHMH-CO |

UL Listed Nylon 6/6 cable ties are suitable for use in air handling spaces in accordance with Section 300-22(C) & (D) of the National Electrical Code.



Mounting Pads

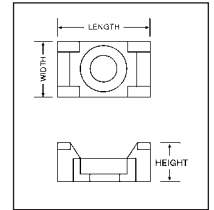
- Lead-N-Feature allows easy insertion for hard to reach applications
- Four-sided entry slots save time during placement orientation
- Smooth radius cradle eliminates possible damage to cable while providing stable support
- Low Profile is essential in confined spaces
- UL recognized, rubber adhesive fixing device



| Description | Width | Height | Slot Height | Slot Width | Screw Size | UL/CSA Type | Qty./Bag | Part No. |
|----------------|---------|---------|-------------|------------|------------|-------------|----------|--------------------|
| Natural Nylon | .74 in. | .19 in. | .05 in. | .20 in. | No. 4 | 11 | 100 | IT750MP-C |
| UV Black Nylon | 19mm | 4.8mm | 1.2mm | 5.1mm | | | 100 | IT750MP-CO |
| Natural Nylon | .99 in. | .20 in. | .06 in. | .20 in. | No. 6 | | 100 | IT1000MP-C |
| UV Black Nylon | 25mm | 5.0mm | 1.5mm | 5.1mm | | | 100 | IT1000MP-CO |

Screw Mounting Bases – Standard

- Deep cradle design provides support for larger bundles and tubing
- Recessed screw hole allows cable ties to easily pass over screw head

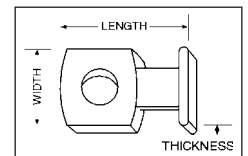


| Description | Length | Width | Height | Slot Height | Slot Width | Screw Size | UL/CSA Type | Plenum Approval | Qty./Bag | Part No. |
|----------------|---------|----------|----------|-------------|------------|------------|-------------|-----------------|----------|------------------|
| Natural Nylon | .60 in. | .380 in. | .270 in. | .062 in. | .200 in. | No. 6 | 21 | AH-2 | 100 | IT1SMB-C |
| UV Black Nylon | 15mm | 9.60mm | 6.86mm | 1.59mm | 5.05mm | | | | 100 | IT1SMB-CO |
| Natural Nylon | .90 in. | .630 in. | .380 in. | .125 in. | .350 in. | 1/4 in. | | | 100 | IT2SMB-C |
| UV Black Nylon | 22mm | 16.00mm | 9.65mm | 3.18mm | 8.89mm | | | | 100 | IT2SMB-CO |



Screw Mounting Bases – Low Profile

- Perfect for confined space, control panels or other areas where space is limited



| Description | Length | Width | Height | Slot Height | Slot Width | Screw Size | Qty./Bag | Part No. |
|-------------------|----------|----------|----------|-------------|------------|------------|----------|------------------|
| Low Profile Mount | .750 in. | .500 in. | .120 in. | .062 in. | .180 in. | No. 8 | 100 | IT1LPMB-C |
| | 19mm | 12.70mm | 3.04mm | 1.57mm | 4.57mm | | | |

Self-Aligning Cable Clamps

- Secures the routing of cables, harnesses and hoses
- Rounded edges protect against insulation abrasion and cutting hoses
- Saddle washer allows for quick and secure alignment
- Manufactured from durable and flexible Nylon 66
- Indoor use



| Description | Closed Diameter | Center to Center | Width | Thickness | Mounting Hole | Qty./Bag | Part No. |
|---------------|----------------------|---------------------|---------|--------------------|--------------------|----------|---------------------|
| Natural Nylon | .125 in. 3.18mm | .343 in. 8.71mm | 3/8 in. | .050 in. 1.27mm | .203 in. 5.16mm | 100 | IT125CCL-C |
| Natural Nylon | .250 in. 6.35mm | .421 in. 10.69mm | 3/8 in. | .050 in. 1.27mm | .203 in. 5.16mm | 100 | IT250CCL-C |
| Black Nylon | | | | | | 100 | IT250CCL-CO |
| Natural Nylon | .375 in. 9.52mm | .500 in. 12.70mm | 1/2 in. | .060 in. 1.52mm | .203 in. 5.16mm | 100 | IT375CCL2-C |
| Black Nylon | | | | | | 100 | IT375CCL2-CO |
| Natural Nylon | .500 in. 12.70mm | .553 in. 14.05mm | 1/2 in. | .060 in. 1.52mm | .203 in. 5.16mm | 100 | IT500CCL2-C |
| Natural Nylon | .625 in. 15.88mm | .625 in. 15.88mm | 1/2 in. | .060 in. 1.52mm | .203 in. 5.16mm | 100 | IT625CCL2-C |
| Natural Nylon | .750 in. 19.05mm | .699 in. 17.75mm | 1/2 in. | .060 in. 1.52mm | .203 in. 5.16mm | 100 | IT750CCL2-C |
| Natural Nylon | 1.000 in. 25.40mm | .825 in. 20.96mm | 1/2 in. | .060 in. 1.52mm | .203 in. 5.16mm | 100 | IT1000CCL2-C |

Cable Tie Installation Tool

- Consistent, positive tension
- Flush cut-off leaves no projections to damage nearby wires or components
- Lightweight economy model for smaller jobs
- Heavy-duty model features rugged construction with comfortable, cushioned grip



41-990

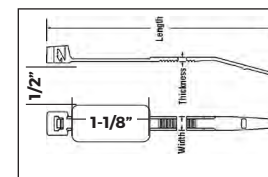
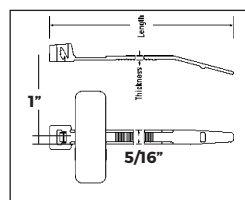


41-995

| Description | Part No. |
|---|---------------|
| Economy - use w/standard & heavy-duty ties | 41-990 |
| Heavy-Duty - use w/standard & heavy-duty ties | 41-995 |
| Replacement Cutter Blade | L-9148 |
| Replacement Cutter Bar | K-5405 |

Identification Ties

- Write-on surface
- Bundle and identify at the same time



| Description | Length | Width | Thickness | Max. Bundle | Tensile Strength | Pad Size (H X L) | UL/CSA Type | Qty./Bag | Part No. |
|---------------|------------------|--------------------|--------------------|------------------|------------------|---------------------|-------------|----------|-----------------|
| Natural Nylon | 4.0 in. 103mm | .094 in. 2.40mm | .044 in. 1.12mm | 1/16 - 7/8 in. | 18 lbs. | 5/16 in. x 1 in. | 21 | 100 | ITIMID-C |
| Natural Nylon | 7.9 in. 201mm | .180 in. 4.58mm | .055 in. 1.40mm | 1/16 - 1-7/8 in. | 50 lbs. | 1-1/8 in. x 1/2 in. | | 100 | IT2SID-C |



Wire Marker Booklets

- Convenient pocket-size booklets
- Plastic, cloth construction for long-lasting durability
- Resists abrasion, moisture, dirt and oil
- Perforated 1/4 in. x 1-1/2 in. markers can be separated into half-length sizes
- Non-smear black legend ensures high visibility
- Self-sticking on wire and cable
- For applications above or below ground
- Specifications: Temperature Range: -40°F to 180°F (-40°C to 82°C)
Adhesion: 45 oz./in. width ultimate



| Legend Assortments | Quantity | Buchanan Part No. | IDEAL Part No. |
|--|--|-------------------|-----------------|
| 0-9 | 45 Markers each | 775101 | 44-101 |
| A-Z, 0-15, +, -, / | 10 Markers each | 775102 | 44-102 |
| 1-45 | | 775103 | — |
| 1-48 | | — | 44-103 |
| 46-90 | | 775104 | 44-104 |
| 1, 2, 3 | 150 Markers each | — | 44-105 |
| A, B, C | | — | 44-106 |
| A-Z | | — | 44-148** |
| T1, T2, T3 | 150 Markers each | — | 44-107 |
| L1, L2, L3 | | — | 44-108 |
| 1-15 16-90 A-Z +, -, /, 0 | 6 Markers each 4 Markers each 2 Markers each 2 Markers each | — | 44-109 |
| 1, 2, 3 A, B, C T1, T2, T3 L1, L2, L3 | 45 Markers each 45 Markers each 30 Markers each 30 Markers each | — | 44-110 |
| +, -, AC, DC POS, NEG, CND NEUT SPARE, BLANK | 45 Markers each 33 Markers each 27 Markers each 21 Markers each | — | 44-111* |

Ten pages per booklet with each page bearing the legend assortment indicated. All booklets (except 44-111 & 45-148) contain 450 wire markers and 450 terminal markers.

*Booklet 44-111 includes 348 wire markers and 348 terminal markers.

**Booklet 44-148 contains 26 pages, one page of 45 markers per letter, 1170 total markers.

Marking Pen

- Fast-drying, permanent ink will not smear
- Use on write-on marker cards and write-on cable-tie marker plates



| Description | Part No. |
|----------------------------|---------------|
| Marking Pen with black ink | 41-697 |

Wire Marker Dispenser

- Convenient pocket-size case holds ten wire marker rolls
- Dispenser tab holds tapes firmly in place — allows removal of proper tape length without waste
- Flip top for easy access and refill
- Built-in hook for hanging from belt or tool pouch
- High-quality adhesive and 3 mil. thickness provide long-lasting, low-profile application
- Each plastic reel holds Tyvek® tape
- Specifications: Temperature Range: -40°F to 180°F (-40°C to 82°C)
Adhesion: 45 oz./in. width ultimate



| Description | Part No. |
|---|---------------|
| Dispenser with 0-9 legend rolls | 42-301 |
| Refill pack with one each of 0-9 legend rolls | 42-399 |

Tyvek® is a registered trademark of E. I. du Pont de Nemours and Company.

Write-On Marker Cards

- Use for developing personal identification systems
- Cloth write-on surface
- Accepts most writing instruments



| Marker Size | Quantity | Part No. |
|---------------------|------------|---------------|
| 5/8 in. x 1-1/2 in. | Card of 14 | 44-753 |

Write-On Marker Booklets

- Use for developing personal identification systems
- Surface accepts pen, pencil or rubber stamp
- Specification: Adhesion — .25 oz./in. ultimate width



| Marker Size* (In.) | Markers per page | Pages per book | Part No. |
|--------------------|------------------|----------------|---------------|
| 1 x 2-1/2 | 6 | 10 | 44-151 |
| 1 x 5 | 3 | 10 | 44-152 |

*Write-on area for 2-1/2 in. markers is 3/4 in. x 1 in. Write-on area for 5 in. markers is 1 in. x 1 in.

Load Center

- Contains common household legends — bedroom, living room, dryer, water heater, security system, etc.



| Description | Part No. |
|---------------------------------|---------------|
| Load Center Wire Marker Booklet | 44-154 |

Plastic Insulated Staples

- Use with wider cable such as NM
- Plastic material is UV resistant
- Smooth plastic saddle prevents damage to cable
- Zinc-plated nails resist rust and corrosion



| Description | Quantity | Part No. |
|--------------------------|-----------------|-----------------|
| 1/2 in. Insulated Staple | Bag of 50 | BPS2-50 |
| | Bag of 100 | BPS2-1 |
| | Jar of 225 | BPS2-JRL |
| | Jar of 400 | BPS2B-JR |
| | Bag of 500 | BPS2-5 |
| | Bucket of 5,000 | BPS2-5M |
| 3/4 in. Insulated Staple | Bag of 100 | BPS3-1 |
| | Jar of 200 | BPS3-JRL |
| | Bag of 250 | BPS3-2 |

Carbon Steel Staples

- Use with wider cable such as NM
- High-grade carbon steel construction
- Sharp-point legs drive straight without splitting wood
- Resist rust and corrosion



| Description | Quantity | Part No. |
|---|-----------------|----------------|
| 1/2 in. x 1 in. Carbon Steel Staples | Box of 100 | BCS1-1 |
| | Jar of 500 | BCS1-JR |
| | Box of 500 | BCS1-5 |
| | Bucket of 5,000 | BCS1-5M |
| 9/16 in. x 1-1/4 in. Carbon Steel Staples | Box of 100 | BCS2-1 |
| | Jar of 400 | BCS2-JR |
| | Box of 500 | BCS2-5 |
| | Bucket of 5,000 | BCS2-5M |

Cable Stackers


- Used to route, fasten, and support CATV, telephone, security and instrumentation cables
- Organize lengthy cable runs, eliminating tangled wires and excessive heating that can occur when too many cables are fastened tightly together
- Angled nail allows it to be installed from any direction, regardless of the spacing or positioning of the studs



| Description | Quantity | Part No. |
|---------------|---------------|--------------------|
| Cable Stacker | Bag of 25 | BPSTCKR-25 |
| Cable Stacker | Bag of 100 | BPSTCKR-100 |
| Cable Stacker | Bucket of 300 | BPSTCKR-300 |

Plastic Insulated Cable Stacker


- Use with wider cable such as NM
- Plastic material is UV resistant
- High-grade carbon steel construction
- Smooth plastic saddle prevents damage to cable
- Zinc-plated nails resist rust and corrosion



| Description | Quantity | Part No. |
|-------------------------------|-----------|------------------|
| 1/2 in., 2-Wire Cable Stacker | Bag of 50 | BPS2/2-50 |

Plastic Insulated Service Entrance Straps

- Use with service entrance cable and conduit
- Smooth plastic saddle prevents damage to cable
- Zinc-plated nails resist rust and corrosion



| Description | Quantity | Part No. |
|---|-----------|------------------|
| #6 SER & 1/2 in. EMT Plastic Insulated Service Entrance Strap | Bag of 50 | BSER6-50 |
| #6 & #8 SEU Plastic Insulated Service Entrance Strap | | BSEU6-50 |
| #2 SER & 3/4 in. EMT Plastic Insulated Service Entrance Strap | Bag of 25 | BSER2-25 |
| #2 SEU Plastic Insulated Service Entrance Strap | | BSEU2-25 |
| 4/0 SER Plastic Insulated Service Entrance Strap | Bag of 5 | BSER4/0-5 |
| 4/0 SEU Plastic Insulated Service Entrance Strap | | BSEU4/0-5 |

Carbon Steel Service Entrance Staples

- Use with service entrance cable and conduit
- High-grade carbon steel construction
- Sharp-point legs drive straight without splitting wood
- Resist rust and corrosion

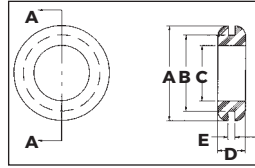


| Description | Quantity | Part No. |
|-----------------------|------------|------------------|
| 1-5/16 in. x 3/4 in. | Box of 100 | BMSE150-1 |
| 1-1/2 in. x 1-1/6 in. | | BMSE175-1 |

Grommets



- Installs instantly! Flexible PVC grommets side slotted 1/16 in. for quick installation
- Snap into holes in electrical boxes, sheet metal, auto firewalls and more
- Prevents steel and other sharp edge chafing of wire insulation or cording
- Black, PVC, flexible, 60 durometer



| Description | A | B | C | D | E | Qty. | Part No. |
|---------------|-------|-----|-----|-----|------|-----------|---------------|
| 1/2" Grommets | 55/64 | .69 | 1/2 | .25 | 1/16 | Bag of 25 | 774113 |
| 3/4" Grommets | 15/64 | 1.0 | 3/4 | .31 | 1/16 | Bag of 10 | 774136 |

Spacer Shims

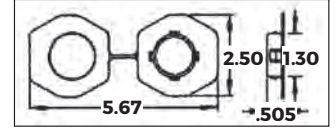


- Eliminates the need to cut plate screws for "GFCI" decorator devices when installing on tile, marble, etc.
- Supports loose outlets
- Prevents broken face plates
- Snaps over #6, #8, #10 screws

| Description | Quantity | Part No. |
|-------------|------------|----------------|
| Caterpillar | Bag of 5 | 772453 |
| Caterpillar | Box of 25 | 172451L |
| Caterpillar | Box of 500 | 772451 |

Universal Metal Stud Bushings

- Non-metallic stud bushing fits all hole configurations you are likely to encounter in pre-punched steel studs
- Long pulls of cable slide smoothly through the bushing, make a difficult job easier
- Protects wire without falling out of the hole



| Description | Quantity | Part No. |
|--------------|-----------|---------------|
| Stud Bushing | Bag of 25 | 772271 |

Flange-Type Plastic Anchor Kits

- Kit includes: Flange-type anchors, Slotted/Phillips head screws and masonry bit
- Convenient plastic storage container

| Contents | Part No. |
|--|---------------|
| 100 #6-8-10 x 7/8 in. Flange-type anchors (yellow), 100 #8 x 1 in. combo-combo-head, sheet-metal screws & one 3/16 in. masonry bit (carbide-tipped) | 90-051 |
| 100 #10-12 x 1-1/4 in. Flange-type anchors (blue), 100 #10 x 1-1/4 in. combo-combo-head, sheet-metal screws & one 1/4 in. masonry bit (carbide-tipped) | 90-052 |
| 100 #10-12 x 1-1/4 in. Flange-type anchors (blue), 100 #12 x 1 in. combo-combo-head, sheet-metal screws & one 1/4 in. masonry bit (carbide-tipped) | 90-053 |
| 40 #14-16 x 1-1/2 in. Flange-type anchors (green), 40 #14 x 1-1/2 in. combo-combo-head, sheet-metal screws & one 5/16 in. masonry bit (carbide-tipped) | 90-054 |

Quick Snap Snap-In Connector

- Simply push in - no tools required
- Protects and secures cable
- Snap connector into 1/2" or 3/4" knockout
- Insert from the outside
- Push non-metallic sheathed cable through connector
- Securely holds cable while protecting from rough edges of knockouts.

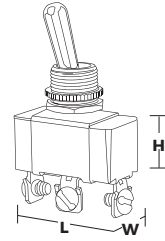


| Description | Qty. | Part No. |
|-----------------------------------|------------|---------------|
| Quick Snap 1/2" Snap-In Connector | Jar of 50 | 46-050 |
| | Jar of 125 | 46-125 |
| Quick Snap 3/4" Snap-In Connector | Jar of 50 | 46-150 |



Standard & Heavy-Duty Toggle Switches

- Great for power tool and motor control switch applications
- Rugged long-wearing solid brass/nickel-plated bushings
- 1/2 in. diameter mounting hole
- Dielectric Strength: 1500V
- Mechanical Life: 100,000 cycles
- Operating Temperature: 32°F to 185°F (0°C to 85°C)



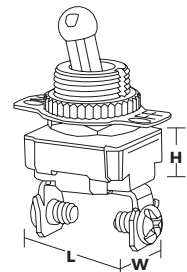
| Product | Description | Poles | Circuitry | Termination Style | No. of Terminals | Rating | | | Dimensions (L" x W" x H") | Part No. |
|---------|-------------------------------------|-------|---------------|-------------------|------------------|--------------|--------------|----------------|---------------------------|----------|
| | | | | | | Amps 125 VAC | Amps 277 VAC | HP 125-250 VAC | | |
| | Toggle Switch with On-Off Faceplate | SPST | On-Off | Screw | 2 | 20 | 10 | 3/4 | 1.13 x .57 x .61 | 774011 |
| | | | | Spade | | | | | | 774008 |
| | | | | O-Ring/Screw | | | | | | 774010 |
| | Toggle Switch | SPDT | On-Off-On | Screw | 3 | 20 | 10 | 3/4 | 1.13 x .57 x .61 | 774013 |
| | | | (On)-Off-(On) | Screw | | | | | | 774009 |
| | Heavy-Duty Toggle Switch | DPST | On-Off | Screw | 4 | 20 | 10 | 1-1/2 | 1.30 x .76 x .80 | 774014 |
| | | | On-Off | Spade | | | | | | 774005 |
| | Heavy-Duty Toggle Switch | DPDT | On-Off-On | Screw | 6 | 20 | 10 | 1-1/2 | 1.30 x .76 x .80 | 774016 |
| | | | (On)-Off-(On) | Screw | | | | | | 774000 |

() denotes momentary action †Bulk Package of 100 Note: All spade terminals are 1/4" (.250).



Short Ball Toggle Switches

- Great for household appliances and equipment
- Wire leads are #18 AWG, 6 in. stripped wire
- 1/2 in. diameter mounting hole



| Product | Description | Poles | Circuitry | Termination Style | No. of Terminals | Rating | Dimensions (L" x W" x H") | Part No. |
|---------|--------------------------|-------|-----------|-------------------|------------------|--------------------------------|---------------------------|----------|
| | Short Ball Toggle Switch | SPST | On-Off | Wire Leads | 2 | 6 Amps 125 VAC, 3 Amps 250 VAC | .89 x .47 x .55 | 774002 |



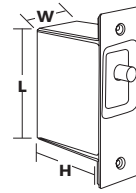
Toggle Switch Accessories


- Neoprene covers great for outdoor and other environmentally tough conditions
- Covers screw onto toggle switches to protect from moisture, dust and dirt

| Product | Description | Mounting | Dimensions | Quantity | Part No. |
|---------|---------------------|------------------|------------------------------------|----------|----------|
| | Toggle Switch Cover | 15/32 - 32 NS-2B | .93 in. Height x .62 in. Base Dia. | 2 | 774020 |

Door Switch

- Standard slide switch fits 9/16 in. x 7/8 in. opening
- Door switches are great for closets, turning the light on when the door is open and off when it is closed
- Door switch kit comes with metal box, cover plate and mounting hardware

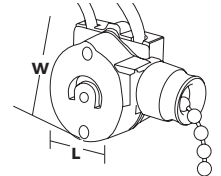




| Product | Description | Color | Poles | Circuitry | Termination Style | Ratings | Dimensions (L" x W" x H") | Part No. |
|---|-----------------------|--------------|-------|-------------------|-------------------|--------------------------|---------------------------|----------------|
|  | AC/DC Door Switch Kit | White Button | SPST | Normally On-(Off) | Wire Leads | 10 Amp 1/3 HP 125/250VAC | 1.25 x 2.75 x 2.0 | 774026K |

() Denotes momentary action

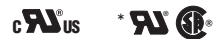
Lever & Pull Chain Switches

- Use for ceiling fixtures, lamps and fans
- Wire leads are #18 AWG, 6 in. stripped wire
- Push in connectors for #18 AWG wire
- 13/32 in. diameter mounting hole



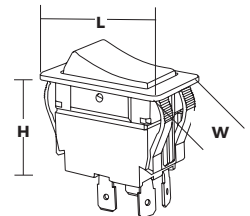
| Product | Description | Pull-Chain Color | Poles | Circuitry | Termination Type | Circuit | Rating | | | Dimensions (L" x W" x H") | Part No. |
|--|-------------------------|------------------|-------|-------------------------|------------------|----------------|--------------|--------------|------------|---------------------------|---------------|
| | | | | | | | Amps 125 VAC | Amps 250 VAC | Amps 125 V | | |
|  | All-Angle Lever Switch* | Nickel | SPST | On-Off | Wire Leads | 2 Pos - 2 Wire | 6 | 3 | — | 1.50 x 1.28 x .50 | 774035 |
|  | 3-Speed Pull Chain | Brass | SPTT | Off-On(A)-On(B)-On(A+B) | Wire Leads | 4 Pos - 3 Wire | 6 | 3 | — | .87 x 1.05 x .65 | 774037 |



() Denotes momentary action



Full-Size Rocker Switches

- For commercial appliances, industrial controls, automotive and marine applications
- Moisture- and dust-resistant
- Suitable for low-voltage DC applications
- Recommended .830 in. x 1.450 in. mounting hole, .125 in. panel thickness
- Operating temperature: 32°F to 185°F (0°C to 85°C)



| Product | Description | Poles | Circuitry | Termination Style | No. of Terminals | Rating | | | Dimensions (L" x W" x H") | Part No. |
|---|------------------------------|-------|-----------|-------------------|------------------|--------------|--------------|----------------|---------------------------|------------------|
| | | | | | | Amps 125 VAC | Amps 227 VAC | HP 110-250 VAC | | |
|  | Black Rocker Switch | DPDT | On-Off-On | Spade | 6 | 20 | 15 | 2 | 1.70 x .97 x 1.09 | 774040BK† |
|  | Red Lighted Rocker Switch*** | DPST | On-Off | Spade | 4 | 15 | 10* | 3/4** | 1.70 x .97 x 1.09 | 774056 |

*Amps 250 VAC

**HP 125-250VAC

†Bulk package of 25



HEAT SHRINK

- Easy to install underground splice kits to help save time and money
- Protects cable during storage with watertight seal provided by IDEAL End Caps



TOOLS & SUPPLIES

Thermo-Shrink® UF Splice Kits

- Direct burial rated, UV resistant
- 14/3 with and without ground through 8/3 without ground, UF cable range
- Stretcher kit repairs a 7 in. to 10 in. section damaged or destroyed by a trencher
- 600V Maximum, 105°C rating
- Meets the requirements of the 2002 NEC Code 110-14(b) and UL486D
- One wire per fitting



| Description | Part No. |
|---|---------------|
| UF Splice Kit - 14-8 AWG, Tubing 1.1 in. x 8 in. | 46-400 |
| UF Stretcher Kit* - 14-8 AWG, Tubing 1.1 in. x 18 in. | 46-410 |

*Stretcher kit connector is 11.5 in.

Thermo-Shrink® Al/Cu Splice Kits

- Direct burial rated, underground splice kits
- Heavy-wall heat shrink tubing with adhesive liner provides complete insulation and protection
- Connector can be used for aluminum and/or copper cable
- Meets the requirements of the 2005 NEC Code 110-14(B)
- 600V maximum, 105°C rating
- UV resistant



| Description | Part No. |
|--|---------------|
| Underground Splice Kit - 8 to 4 AWG, Tubing 3/4 in. x 6 in. | 46-401 |
| Underground Splice Kit - 4 AWG to 1/0, Tubing 1.1 in. x 8 in. | 46-402 |
| Underground Splice Kit - 1/0 to 250 KCMIL, Tubing 1-1/2 in. x 12 in. | 46-403 |

Thermo-Shrink® Self-Sealing UF Splice Kit

- Fully waterproof, submersible and re-enterable to make future changes or repairs
- Meets the requirements of the 2002 NEC Code 110-14 (b) and UL486D
- Accommodates 14 to 10 AWG wire range
- 600V Maximum, 105°C rating



| Description | Part No. |
|----------------------------|---------------|
| Self Sealing UF Splice Kit | 46-411 |

Thermo-Shrink® Copper Butt Splice Kits

- UL Listed
- UV resistant
- Provides a fully-insulated butt splice
- 600V Maximum, 105°C rating
- Not rated for direct burial



| Description | Part No. |
|-----------------------------------|---------------|
| Butt Splice Kit - Copper 14-8 AWG | 46-404 |
| Butt Splice Kit - Copper 8-2 AWG | 46-405 |

Thermo-Shrink® Heat Shrink Kit



| Description | Part No. |
|--|-----------------|
| Thermo-Shrink® Heat Shrink Kit | 46-007 |
| Kit Includes: | Part No. |
| HEAT ELITE PRO™ Heat Gun | 46-203 |
| 3/64 in. Heat Shrinkable Tubing (4 ft. disk) | 46-600 |
| 1/16 in. Heat Shrinkable Tubing (4 ft. disk) | 46-601 |
| 3/32 in. Heat Shrinkable Tubing (4 ft. disk) | 46-602 |
| 1/8 in. Heat Shrinkable Tubing (4 ft. disk) | 46-603 |
| 3/16 in. Heat Shrinkable Tubing (4 ft. disk) | 46-604 |
| 1/4 in. Heat Shrinkable Tubing (4 ft. disk) | 46-605 |
| 5/16 in. Heat Shrinkable Tubing (4 ft. disk) | 46-606 |
| 3/8 in. Heat Shrinkable Tubing (4 ft. disk) | 46-607 |
| 1/2 in. Heat Shrinkable Tubing (4 ft. disk) | 46-608 |
| 3/4 in. Heat Shrinkable Tubing (4 ft. disk) | 46-609 |
| 1 in. Heat Shrinkable Tubing (4 ft. disk) | 46-610 |
| Small Deflector, 1-1/4 in. diameter | 46-941 |
| Premium T®-Cutter Wire Cutter | 45-123 |

Thermo-Shrink® Thin-Wall Heat Shrinkable Tubing

- Polyolefin material electrically insulates and protects in-line components, disconnect terminals and splices with its high strength and excellent resilience
- Use to bundle wires for very flexible light-duty harnesses
- Highly flame-retardant and flexible; resistant to common fluids and solvents
- Meets UL 224, CSA 22.2 125°C VW-1 600V; Material: No PBB's, PBBE's
- 2:1 shrink ratio; Minimum shrink temperature: 70°C; Operating temperature: -55°C to +125°C
- RoHS compliant
- UV resistant



| Normal Size (in.) | Expanded I.D. (Min.) (in.) | Nominal Recovered I.D. (Max.) (in.) | Recovered Wall Thickness +/- 10% | Cable Range AWG* | Length (Pkg.) | Part No. |
|-------------------|----------------------------|-------------------------------------|----------------------------------|------------------|-----------------|---------------|
| 3/64 | .047/1.2 | 0.024"/0.6mm | 0.013"/0.33mm | 22-18 | 4 ft. (Disk) | 46-600 |
| 1/16 | .063/1.6 | 0.031"/0.8mm | 0.014"/0.36mm | 16 | | 46-601 |
| 3/32 | .094/2.4 | 0.047"/1.2mm | 0.017"/0.44mm | 14-12 | | 46-602 |
| 1/8 | .126/3.2 | 0.063"/1.6mm | 0.017"/0.44mm | 24-20 | 6 in. (Bag) | 46-310 |
| | | | | | 4 ft. (Disk) | 46-603 |
| 3/16 | .189/4.8 | 0.094"/2.4mm | 0.020"/0.56mm | 20-14 | 6 in. (Bag) | 46-313 |
| | | | | | 4 ft. (Disk) | 46-604 |
| 1/4 | .251/6.4 | 0.126"/3.2mm | 0.022"/0.56mm | 14-8 | 6 in. (Bag) | 46-316 |
| | | | | | 4 ft. (Disk) | 46-605 |
| | | | | | 500 ft. (Spool) | 46-318 |
| 5/16 | .315/8.0 | 0.157"/4.0mm | 0.022"/0.56mm | 10-6 | 4 ft. (Disk) | 46-606 |
| 3/8 | .374/9.5 | 0.185"/4.7mm | 0.022"/0.56mm | 8-4 | 6 in. (Bag) | 46-319 |
| | | | | | 4 ft. (Disk) | 46-607 |
| | | | | | 200 ft. (Spool) | 46-321 |
| 1/2 | .5/12.7 | 0.252"/6.4mm | 0.026"/0.65mm | 4-1 | 6 in. (Bag) | 46-322 |
| | | | | | 4 ft. (Disk) | 46-608 |
| | | | | | 200 ft. (Spool) | 46-324 |
| 3/4 | .751/19.1 | 0.374"/9.5mm | 0.027"/0.80mm | 2-250 MCM | 6 in. (Bag) | 46-325 |
| | | | | | 4 ft. (Disk) | 46-609 |
| | | | | | 200 ft. (Spool) | 46-327 |
| 1 | 1/25.4 | 0.500"/12.7mm | 0.031"/0.90mm | 2/0-500 MCM | 6 in. (Bag) | 46-328 |
| | | | | | 4 ft. (Disk) | 46-610 |
| | | | | | 100 ft. (Spool) | 46-330 |

*Reference only - Consult the wire manufacturer's catalog for specific O.D. of wire and insulation.



Specifications

| Property | Test Method | Typical Data |
|---|-------------|--------------|
| Tensile strength | ASTM D 638 | 14MPa |
| Elongation at break | ASTM D 638 | 600% |
| Elongation after aging at 175°C for 168 hours | UL 224 | 350% |
| Flammability | UL 224 VW-1 | Pass |
| Heat shock (250°C/4 hours) | UL 224 | No cracking |
| Cold bend test (-55°C/4 hours) | | No cracking |
| Dielectric strength | ASTM D 150 | 20KV/mm |
| Volume resistance | ASTM D 876 | 1014Ωcm |
| Copper corrosion | UL 224 | Pass |
| Chemical resistance | | Pass |
| Longitudinal shrinkage | | 0±5% |
| Eccentricity | | 30% |

Thermo-Shrink® Heavy-Wall Heat Shrinkable Tubing



- TS-46 irradiated cross-linked polyolefin with 3:1 standard shrink ratio
- Adhesive liner provides complete insulation and protection to electrical splices in above-grade, underground or underwater applications
- Maximum flame retardant
- Meets UL 486D, CSA C22.2 No. 198.2, ANSI C119.1, Western Underground Guides Nos. 2.4, 2.5, MIL-DTL-23053/15, IEEE 383 Vertical Flame Test, ANSI C37.20.2, ICEA S-19-8 and NEMA insulation thickness requirements
- Rated for 600V, 90°C continuous use

| Model | Expanded I.D. (Min.) (In.) | Recovered I.D. (Max.) (In.) | Nominal Recovered Wall Thickness (In.) | Cable Range* | Length (In.) | Cat. No. |
|------------|----------------------------|-----------------------------|--|-------------------|--------------|---------------|
| TS-46-400 | .400 | .130 | .070 | 12-8 AWG | 6 | 46-343 |
| | | | | | 9 | 46-344 |
| | | | | | 48 | 46-346 |
| TS-46-750 | .750 | .220 | .090 | 6-2/0 AWG | 6 | 46-347 |
| | | | | | 9 | 46-348 |
| | | | | | 48 | 46-350 |
| TS-46-1100 | 1.100 | .350 | .120 | 1/0-3/0 AWG | 6 | 46-351 |
| | | | | | 9 | 46-352 |
| | | | | | 48 | 46-354 |
| TS-46-1500 | 1.500 | .470 | .160 | 2/0 AWG-350 KCMIL | 9 | 46-356 |
| | | | | | 12 | 46-357 |
| | | | | | 48 | 46-358 |
| TS-46-2000 | 2.000 | .630 | .160 | 250-500 KCMIL | 9 | 46-369 |
| | | | | | 18 | 46-371 |
| | | | | | 48 | 46-372 |

*Reference only. Consult the wire manufacturer's catalog for specific O.D. of wire and insulation.



Specifications

| Properties | Heavy Wall |
|--|------------------------------------|
| Shrink Temperatures | 120°C to 250°C (200°C recommended) |
| Continuous Operating Temperature | -55°C to 110°C |
| Tensile Strength (PSI) | 2,100 PSI min. |
| Ultimate Elongation | 600% min. |
| Secant Modulus @ 2% Strain | 25,000 PSI max. |
| Specific Gravity | 1.20 max. |
| Heat Aging, 168 hrs. @ 175°C Tensile Strength Elongation | 500% |
| Heat Shock, 4 hrs. @ 225°C | No cracks, flowing or dripping |
| Flammability | Flame retardant |
| Low Temperature Brittle Point | -55°C |
| Volume Resistivity | 1013ohm-cm min. |
| Dielectric Strength | 500V/mil (20kV/min.) |
| Corrosive Effect | Non-corrosive |
| Solvent Resistance 24 hrs. Immersion per MIL-DTL-23053 | Good to excellent |
| Water Absorption | 0.2% |
| Fungus Resistance | No growth |
| Longitudinal Change, 3 min. | +1%/-10% |

All values are typical performance data and are not to be used as design data.

Thermo-Shrink® Medium-Wall Heat Shrinkable Tubing End Caps

- Creates a watertight seal to protect ends of power and control cords
- Protects against oxidation, ozone, UV radiation, etc.
- Coated with hot melt adhesive to ensure environment seal
- Fits easily over end of cable
- Protect power cables up to 1000V and telecommunication cable
- Recommended for both open air and underground power distribution cables with PVC, lead or XLPE sheaths
- Thermally stabilized cross-linked polyolefin, coated with specially designed hot melt adhesive
- UV resistant



| Expanded I.D. (Min.) (in.) | Recovered I.D. (Max.) (in.) | Recovered Wall Thickness +/--10% (in.) | Cable Dia. Range* (in.) | Length (in.) | Part No. |
|----------------------------|-----------------------------|--|-------------------------|--------------|---------------|
| 0.55/14mm | 0.18/4.5mm | 0.079/2.0mm | 0.20/5mm - 0.47/12mm | 1.77/45mm | 46-381 |
| 0.98/25mm | 0.31/8mm | 0.091/2.3mm | 0.39/10mm - 0.71/18mm | 2.76/70mm | 46-382 |
| 1.38/35mm | 0.59/15mm | 0.118/3.0mm | 0.67/17mm - 1.18/30mm | 3.35/85mm | 46-383 |
| 2.95/75mm | 1.38/35mm | 0.138/3.5mm | 1.77/45mm - 2.76/70mm | 5.12/130mm | 46-384 |

*Consult the wire manufacturer's catalog for specific O.D. of wire and insulation.

Specifications

| Property | Test Method | Typical Data |
|-----------------------|-------------|-----------------------|
| Operating Temperature | IEC 216 | -55°C to +110°C |
| Tensile Strength | ASTM D 638 | >14 MPa |
| Elongation at break | ASTM D 638 | >400% |
| Density | ASTM D 792 | 1.05g/cm ³ |
| Dielectric strength | IEC 243 | >15KV/mm |
| Volume resistance | IEC 93 | 1014Ωcm |

LOCKOUT/TAGOUT

At IDEAL Electrical, your safety is our priority. We offer a wide range of products to help keep electricians safe every day, such as 1000V insulated hand tools, Lockout/Tagout equipment, clamp meters, and S-Class® Fish Tapes. IDEAL® safety, health, and environment products comply with ASTM requirements and OSHA regulations.

Regular safety training helps keep employees safe on the job. The proper use of materials and tools can mean the difference to your personal safety as well as other people on the job. IDEAL training gives you the best methods and utilization of this equipment through hands-on demonstrations, peer discussions and on-site applications.

IDEAL offers several different safety training courses:

- Lockout/Tagout Safety and Procedures
- Arc Flash Safety and 1000V Insulated Tools
- Test and Measurement Equipment and procedures

For more details on available training programs, please contact your local IDEAL sales representative.



Starter Safety Kit



- A starter selection of the lockout/tagout devices, testers and safety tools every electrician/maintenance person needs

| Description | Part No. | |
|----------------------------------|---------------|------------------|
| Starter Safety Kit | 44-001 | |
| Kit Includes: | Qty. | Part No. |
| Medium Fuse Puller | 1 | 34-001 |
| Two-Piece Insulated Screwdrivers | 1 | 35-9305 |
| Single-Pole Breaker Lockout | 1 | 44-810 |
| Starter Lockout/Tagout Kit | 1 | 44-973 |
| Orange Electrical Tape | 1 | 46-35-ORN |
| Voltage Tester | 1 | 61-065 |
| T&M Service Pouch | 1 | 37-022 |

7-Piece Safety Kit



- This 7-piece kit includes five insulated tools that are all 1000V rated and come with a lifetime warranty.

| Description | Part No. | |
|-------------------------------------|---------------|------------------|
| 7-Piece Safety Kit | 44-002 | |
| Kit Includes: | Qty. | Part No. |
| Insulated Linesman Pliers | 1 | 30-9430 |
| Insulated Diagonal Cutting Pliers | 1 | 35-9029 |
| Two-Piece Insulated Screwdrivers | 1 | 35-9305 |
| Insulated T®-Stripper Wire Stripper | 1 | 45-9120 |
| Orange Electrical Tape | 1 | 46-35-ORN |
| 660A AC w/TRMS Clamp Meter | 1 | 61-746 |
| T&M Service Pouch | 1 | 37-022 |

Basic Safety Kit



- A selection of the most popular lockout/tagout devices, testers and safety tools to keep users safe while on the job.

| Description | Part No. | |
|----------------------------------|---------------|------------------|
| Basic Safety Kit | 44-003 | |
| Kit Includes: | Qty. | Part No. |
| Medium Fuse Puller | 1 | 34-001 |
| Two-Piece Insulated Screwdrivers | 1 | 35-9305 |
| Basic Lockout/Tagout Kit | 1 | 44-970 |
| Orange Electrical Tape | 1 | 46-35-ORN |
| 660A AC TightSight™ Clamp Meter | 1 | 61-763 |
| T&M Service Pouch | 1 | 37-022 |

Starter Lockout/Tagout Kit



- A starter selection of the lockout/tagout devices every electrician/maintenance person needs
- Small nylon zipper pouch features belt loops and d-rings for easy attachment to belts, tool pouches, tool carts and more

| Description | Part No. | |
|--|---------------|----------------|
| Starter Lockout/Tagout Kit | 44-973 | |
| Kit Includes: | Qty. | Part No. |
| Universal Multi-Pole Breaker Lockout | 1 | 44-783 |
| 1 in. Safety Lockout Hasp | 1 | 44-800 |
| Universal 277V Single-Pole Breaker Lockout | 1 | 44-809 |
| 110V Plug Lockout | 1 | 44-818 |
| Striped Lockout Tags - Do Not Operate | 2 | 44-849 |
| 3/4 in. Shackle Red Padlock | 1 | 44-906 |
| Zipper Pouch | 1 | IA-3240 |

Quantities listed in kit description are for individual pieces, not carded packages.

Basic Lockout/Tagout Kit



- A great selection of the most popular lockout/tagout devices
- Small nylon zipper pouch features belt loops and d-rings for easy attachment to belts, tool pouches, tool carts and more

| Description | Part No. | |
|--|---------------|----------------|
| Basic Lockout/Tagout Kit | 44-970 | |
| Kit Includes: | Qty. | Part No. |
| Universal Multi-Pole Breaker Lockout | 1 | 44-783 |
| Wall Switch Lockout | 1 | 44-789 |
| 1 in. Safety Lockout Hasp | 1 | 44-800 |
| 480/600V Breaker Lockout | 1 | 44-807 |
| Universal 277V Single-Pole Breaker Lockout | 1 | 44-809 |
| Hinged Single-Pole Breaker Lockouts | 2 | 44-810 |
| 110V Plug Lockout | 1 | 44-818 |
| Striped Lockout Tags - Do Not Operate | 5 | 44-849 |
| 3/4 in. Shackle Red Padlock | 1 | 44-906 |
| Zipper Pouch | 1 | IA-3240 |

Quantities listed in kit description are for individual pieces, not carded packages.

Standard Lockout/Tagout Kit



- Excellent selection of lockout/tagout devices, tags and locks for maintenance workers or contractors
- Small nylon zipper pouch features belt loops and d-rings for easy attachment to belts, tool pouches, tool carts and more

| Description | Part No. | |
|--|---------------|-----------------|
| Standard Lockout/Tagout Kit | 44-971 | |
| Kit Includes: | Qty. | Part No. |
| Hinged Single-Pole Breaker Lockouts | 3 | 44-810 |
| Universal 277V Single-Pole Breaker Lockout | 2 | 44-809 |
| 480/600V Breaker Lockout | 1 | 44-807 |
| Wall Switch Lockout | 1 | 44-789 |
| 110V Small Plug Lockout | 1 | 44-818 |
| 2 in. Shackle Red Padlocks | 2 | 44-907 |
| 1 in. Safety Lockout Hasps | 2 | 44-800 |
| Lockout Tags - Do Not Operate | 5 | 44-848 |
| Striped Lockout Tags - Do Not Operate | 5 | 44-849 |
| Cleat for 277V Breaker Lockout | 1 | 44-785 |
| Cleat for 480/600V Breaker Lockout | 1 | 44-786 |
| Universal Multi-Pole Breaker Lockouts | 2 | 44-783 |
| Zipper Pouch | 1 | IA-3240 |

Quantities listed in kit description are for individual pieces, not carded packages.

Job Site Lockout/Tagout Kit



- Perfect kit for individual workers; padlocks keyed-alike for worker convenience
- Excellent selection of lockout/tagout devices, tags and keyed-alike padlocks for most applications

| Description | Part No. | |
|---|---------------|-----------------|
| Job Site Lockout/Tagout Kit | 44-979 | |
| Kit Includes: | Qty. | Part No. |
| Circuit Breaker Lockouts - tall and wide toggles | 2 | 44-956 |
| Circuit Breaker Lockouts - standard single and double toggles | 3 | 44-957 |
| Circuit Breaker Lockout Padlock | 1 | — |
| 1-1/2 in. Red Lockout Padlocks | 3 | 44-916 |
| 1 in. Safety Lockout Hasp | 1 | 44-800 |
| Red Labeled Lockout | 1 | 44-791* |
| Universal Wall Switch Lockout | 1 | 44-772 |
| Lockout Tags - Do Not Operate (striped) | 12 | 44-833* |
| Tool Box*** (12 in. x 6 in. x 6 in.) | 1 | IA-3241 |

*Master Lock® equivalent.

***Tool box color may vary.

Master Lock® is a registered trademark of Master Lock Company LLC.

Plant Facility Lockout/Tagout Kit



- Ideal for plant facility personnel to keep all lockout/tagout devices in one convenient place
- Polypropylene plastic tool box resists oil and chemicals

| Description | Part No. | |
|---|---------------|----------------|
| Plant Facility Lockout/Tagout Kit | 44-972 | |
| Kit Includes: | Qty. | Part No. |
| Hinged Single-Pole Breaker Lockouts | 5 | 44-810 |
| Universal 277V Single-Pole Breaker Lockouts | 3 | 44-809 |
| 480/600V Breaker Lockout | 1 | 44-807 |
| Wall Switch Lockouts | 2 | 44-789 |
| 110V Small Plug Lockout | 1 | 44-818 |
| 1 in. Safety Lockout Hasps | 3 | 44-800 |
| Red Labeled Lockout | 1 | 44-791 |
| 220/550V Plug Lockout | 1 | 44-819 |
| Striped Lockout Tags - Do Not Operate | 10 | 44-849 |
| Fuse Blockout | 1 | 44-815 |
| Fuse Blockout | 1 | K-7349 |
| Gate Valve Lockout | 1 | 44-824 |
| Cleat for 277V Breaker Lockout | 1 | 44-785 |
| Cleat for 480/600V Breaker Lockout | 1 | 44-786 |
| Universal Multi-Pole Breaker Lockouts | 3 | 44-783 |
| Tool Box* (12 in. x 6 in. x 6 in.) | 1 | IA-3241 |

Quantities listed in kit description are for individual pieces, not carded packages. *Tool box color may vary.

Industrial Lockout/Tagout Kit



- An industrial selection of lockout/tagout devices
- Polypropylene plastic tool box resists oil and chemicals

| Description | Part No. | |
|---|---------------|----------------|
| Industrial Lockout/Tagout Kit | 44-974 | |
| Kit Includes: | Qty. | Part No. |
| Hinged Single-Pole Breaker Lockouts | 3 | 44-810 |
| Universal 277V Single-Pole Breaker Lockouts | 2 | 44-809 |
| 480/600V Breaker Lockout | 1 | 44-807 |
| Wall Switch Lockout | 1 | 44-789 |
| 110V Small Plug Lockout | 1 | 44-818 |
| Ball Valve Lockout | 1 | 44-820 |
| 1 in. Safety Lockout Hasps | 2 | 44-800 |
| Red Labeled Lockout | 1 | 44-791 |
| 220/550V Plug Lockout | 1 | 44-819 |
| Striped Lockout Tags - Do Not Operate | 10 | 44-849 |
| Fuse Blockout | 1 | 44-815 |
| Fuse Blockout | 1 | K-7349 |
| Gate Valve Lockout | 1 | 44-824 |
| Cleat for 277V Breaker Lockout | 1 | 44-785 |
| Cleat for 480/600V Breaker Lockout | 1 | 44-786 |
| Red Lockout Padlocks | 4 | 44-916 |
| Universal Multi-Pole Breaker Lockouts | 2 | 44-783 |
| Tool Box* (12 in. x 6 in. x 6 in.) | 1 | IA-3241 |

Quantities listed in kit description are for individual pieces, not carded packages. *Tool Box color may vary.

Group Lock Box

- Helps ensure maximum security for complex work team situations
- Allows up to 13 individuals to personally lock the closed box
- Heavy-duty steel construction resists unauthorized entry and job-site abuse
- Compact 8-3/4 in. x 3-1/2 in. x 6 in. design



| Description | Part No. |
|----------------|---------------|
| Group Lock Box | 44-804 |

Personal Lockout/Tagout Pouch Kit



- Easy to carry, zippered pouch holds a worker's personal padlocks and other small devices

| Description | Part No. |
|-----------------------------------|------------------|
| Personal Lockout/Tagout Pouch Kit | 44-969 |
| Kit Includes: | Qty. Part No. |
| 1 in. Safety Lockout Hasp | 1 44-800 |
| Lockout Tags | 12 44-833 |
| Red Safety Padlocks - Keyed Alike | 3 44-916 |
| Personal Lockout Pouch | 1 — |

Industrial Lockout/Tagout Station



- Large Lockout/Tagout Station can be wall mounted or easily transported
- All metal, lockable cabinets come with two adjustable shelves
- Lockout safety tips are conveniently located inside of door for frequent reminders of proper lockout procedures

| Description | Part No. |
|---|------------------|
| Industrial Lockout/Tagout Station (16 in. H x 16 in. W x 6 in. D) | 44-975 |
| Kit Includes: | Qty. Part No. |
| Hinged Single-Pole Breaker Lockouts | 2 44-810 |
| Universal 277V Single-Pole Breaker Lockouts | 2 44-809 |
| Cleats for 277V Breaker Lockout | 2 44-785 |
| Universal Multi-Pole Breaker Lockouts | 2 44-783 |
| 480/600V Breaker Lockout | 1 44-807 |
| Cleat for 480/600V Breaker Lockout | 1 44-786 |
| Wall Switch Lockout | 1 44-789 |
| 1 in. Safety Lockout Hasps | 3 44-800 |
| 1-1/2 in. Red Lockout Padlocks | 4 44-916 |
| 100V Small Plug Lockout | 1 44-818 |
| 220/550V Plug Lockout | 1 44-819 |
| Striped Lockout Tags - Do Not Operate | 10 44-849 |
| Gate Valve Lockout - 1 in. to 2-1/2 in. | 1 44-824 |
| Gate Valve Lockout - 2-1/2 in. to 5 in. | 1 44-825 |
| Ball Valve Lockout | 1 44-820 |
| Pneumatic Lockout | 1 44-774 |
| Cabinet | 1 IA-4989 |

Quantities listed in kit description are for individual pieces, not carded packages.

Lock Stations



44-778



44-806

- Resilient polycarbonate material provides twice the heat resistance and quadruple the impact strength of typical stations
- Lockable cover prevents loss of valuable safety products and innovative hinge holds cover open for easy product selection

| Description | Part No. | |
|--------------------------------|---------------|-----------------|
| Four-Lock Station Kit | 44-778 | |
| Kit Includes: | Qty. | Part No. |
| Four-Lock Station Board | 1 | — |
| 1-1/2 in. Red Lockout Padlocks | 4 | 44-916 |
| Heavy-Duty Lockout Tags | 12 | — |
| 1 in. Safety Lockout Hasps | 2 | 44-800 |

| Description | Part No. | |
|--------------------------------|---------------|-----------------|
| Ten-Lock Station Kit | 44-806 | |
| Kit Includes: | Qty. | Part No. |
| Ten-Lock Station Board | 1 | — |
| 1-1/2 in. Red Lockout Padlocks | 10 | 44-916 |
| Heavy-Duty Lockout Tags | 24 | — |
| 1 in. Safety Lockout Hasps | 2 | 44-800 |

Hinged Single-Pole Breaker Lockouts

- Hinged single-pole lockout with locking post design, locks lever in off position to isolate and prevent breaker use
- Ideal for applications where panel closure is preferred



| Description | Quantity | Part No. |
|-------------------------------------|---------------|----------------|
| Hinged Single-Pole Breaker Lockouts | Bag of 3 | 44-810 |
| | Carton of 100 | 44-1810 |

Universal 120/277V Breaker Lockouts

- Use thumbscrew to clamp lockout securely on to switch tongue, then pull cover over thumbscrew and lock in place to prevent clamp from being loosened
- Blade design provides tighter grip with less torque on thumbscrew



| Description | Quantity | Part No. |
|--|--------------|----------------|
| Single-Breaker Lockouts | Bag of 3 | 44-809 |
| Cleat for Single-Pole Breaker Lockouts | Bag of 3 | 44-785 |
| Single-Pole Breaker Lockouts | Carton of 50 | 44-1809 |

480/600V Single/Multi-Pole Breaker Lockouts

- Use thumbscrew to clamp lockout securely on to switch tongue, then pull cover over thumbscrew and lock in place to prevent clamp from being loosened
- Blade design provides tighter grip with less torque on thumbscrew



| Description | Quantity | Part No. |
|---|--------------|----------------|
| 480/600V Single/ Multi-Pole Lockout | 1 | 44-807 |
| 480/600V Single/Multi-Pole Lockouts | Carton of 50 | 44-1807 |
| Cleat for 480/600V Single/Multi-Pole Lockouts | Bag of 2 | 44-786 |

Large Breaker Lockout

- Designed to lockout large 480/600V breaker switches up to 2-1/2 in. wide and 7/8 in. thick
- Easy to install – no tools required



| Description | Quantity | Part No. |
|-----------------------|----------|---------------|
| Large Breaker Lockout | 1 | 44-823 |

Multi-Pole Breaker Lockout


- Works with most major multi-pole breakers with tie-bar type switches from major brands including GE, ITE Sylvania, Challenger, Bryant, Westinghouse, SQUARE D (2/3 poles) and General Switch Co.
- Easy to install – thumbscrew secures and locks tie bar in place; no cable ties or tools required



| Description | Quantity | Part No. |
|----------------------------|----------|---------------|
| Multi-Pole Breaker Lockout | 1 | 44-783 |

Oversized Circuit Breaker Lockout System

- Unique Lockout system for over-sized 480/600V Circuit Breakers
- System can be permanently installed into an electrical panel putting all lockout items at the point of need
- Easy installation of adhesive mounting rails - no tools required
- Pegs in mounting rails mate with holes in locking arms for security of arm when lock is in place
- Red arms lock off, green arms lock on



| Description | Quantity | Part No. |
|----------------------------------|----------|---------------|
| Oversized Circuit Breaker System | 1 | 44-822 |

Circuit Breaker Lockouts



44-956



44-957

- Attaches securely to breaker with simple thumb and clamping handle
- 44-956 is designed for breakers with wide or tall toggles
- 44-957 fits standard height and tie-bar toggles
- The narrow profile permits side-by-side breaker lockout

| Description | Part No. |
|-------------------------|---------------|
| Circuit Breaker Lockout | 44-956 |
| | 44-957 |

Plug Lockouts

- Accommodates a variety of electrical plug and cord sizes to prevent accidental connection or disconnection
- Durable plastic body resists wear, chemicals and job-site abuse
- Accommodates cable ties or padlocks (with up to 3/8 in. shackles)



44-819

| Description | Size (in.) | Part No. |
|-------------------------|-------------------|---------------|
| Plug Lockout - 100V | 2 x 2 x 3-1/2 | 44-818 |
| Plug Lockout - 220/550V | 3-1/4 x 3-1/4 x 7 | 44-819 |

Circuit Breaker Lockout System

- Covers most 120V - 277V breakers
- Works on wide range of breakers, including single- and multi-pole configurations
- Unique lock rail system:
 - Allows panel door to be closed when lockouts are in place
 - Accommodates multiple locks,
 - Keeps weight off the breakers
 - Positions locks and tags outside
- Technical Information
 - Lockout devices constructed of high-impact Isoplast® polymers
 - Cables are 2 ft. in length
 - Lock rails made of durable Isoplast® polymers with acrylic adhesive backing
- **Snap-on** - For use on Square D NQO and other breakers that have a hole in the switch tongue.
- **Clamp-on** - For use on breakers that do not have a hole in the switch tongue, including multiple breakers with tie bars.



44-764
Clamp-on

44-768
Snap-on

| Description | Quantity | Part No. |
|--|----------|---------------|
| Clamp-on lockout for breakers without hole in the switch tongue, including multi-pole breakers with tie bars | 1 | 44-764 |
| Snap-on lockout for Square D NQO and other breakers with a hole in the switch tongue | | 44-768 |
| 4 in. Lock Rail with seven lock loops | | 44-769 |

Isoplast® is a registered trademark of Lubrizol Advanced Materials, Inc.

Plug Lockouts

- Plug lockout, 44-792 works with high and low voltage plugs up to 3 in. in diameter and 5-1/2 in. in length, up to 1-1/4 in. cord diameter
- Plug lockout, 44-793 works with 110V/220V plugs up to 1-3/4 in. in diameter and 2-1/2 in. in length, up to a 1/2 in. cord diameter



| Description | Part No. |
|--------------|---------------|
| Plug Lockout | 44-792 |
| Plug Lockout | 44-793 |

Electric Plug Lockout

- Slides over cord prongs and locks in place to prevent cord from being plugged into an outlet
- Cannot be removed without key
- Works on any 2- or 3-prong plug



| Description | Part No. |
|-----------------------|---------------|
| Electric Plug Lockout | 44-782 |

Wall Switch Lockouts

- Universal Wall Switch Lockout locks out both toggle and Decora® wall switches
- Universal design assures switch is locked on or off. Hinges open for unobstructed normal switch operation
- Standard wall switch lockout fits most wall-mounted single or three-way electrical switches



| Description | Quantity | Part No. |
|-----------------------|----------|---------------|
| Universal Wall Switch | 1 | 44-772 |
| Standard Wall Switch | | 44-789 |

Decora® is a registered trademark of Leviton Manufacturing Co., Inc.

Cable Lockout

- Unique hasp lockout device accepts up to six 9/32 in. padlocks and comes with a 6 ft. plastic-coated steel cable



| Description | Part No. |
|----------------------------|---------------|
| Cable Lockout, 6 ft. cable | 44-829 |

Ball Valve Lockout Devices

- Best available method for locking out ball valves
- Fits most major brand ball valves
- Designed to lock in off position only
- Complies with OSHA lockout standard



| Valve Size | Max. Shackle Length | Material | Part No. |
|------------------|---------------------|---------------|---------------|
| 1/2 to 1-1/4 in. | — | Polypropylene | 44-846 |
| 1-1/4 to 3 in. | | | 44-847 |
| 1/4 to 1 in. | 9/32 in. | Nylon | 44-820 |
| 1-1/4 to 3 in. | | Heavy Steel | 44-821 |

Adjustable Cable Lockout

- Infinitely adjustable safety hasp and cable
- Tough, flexible multi-stranded 6 ft. 1/4 in. dia. vinyl coated steel cable
- Tough, lightweight, dielectric thermoplastic body withstands chemicals; performs effectively in extreme conditions
- Reusable high-visibility, write-on safety labels (English, French & Spanish).



| Description | Part No. |
|--------------------------|---------------|
| Adjustable Cable Lockout | 44-808 |

Gate Valve Lockouts



- Each size rotates into itself and nests within the next larger size to save space in storage
- Four workers can apply their personal safety locks
- Reusable high-visibility permanent safety labels (English, French & Spanish)
- Tough, lightweight, dielectric thermoplastic bodies withstand chemicals and perform effectively in extreme conditions, temperature range: -50°F (-46°C) to +350°F (177°C)

| Valve Size | Quantity | Part No. |
|-------------------------------------|----------|---------------|
| 1 in. to 2-1/2 in. | 1 | 44-824 |
| 2-1/2 in. to 5 in. | | 44-825 |
| Set of five sizes (1 in. to 13 in.) | | 44-817 |

Python™ Adjustable Locking Cable

- Infinite Locking Positions – Patented lock holds cable tight from 1 ft. (30cm) to 6 ft. (1.8m)
- Application Flexibility – Interchangeable cables
- Keyed Alike Convenience – Re-keyable cylinder
- Cut Resistance – 3/8 in. (10mm), 100% steel braided cable
- Weather Tough – Rust resistant aluminum lock body
- Scratch Resistant – Vinyl cable sleeve and lock body bumper



Other Applications: Bikes, lawn furniture, lawn mowers, job sites, canoes, boats, skis, snowboards, generators, pickup truck cargo, spare tire locks and much more.

| Description | Part No. |
|---|---------------|
| Master Lock® Python™ Kit with 6 ft. Cable-keyed different | 44-990 |

Master Lock® is a registered trademark of Master Lock Company LLC.
Python™ is a trademark of Master Lock Company LLC.

Steel Padlocks

- Rustproofed, steel case with nickel-plated shackle withstands abuse and environmental hazards
- Includes two keys
- 1-1/2 in. wide lock with 9/32 in. shackle diameter
- Keyed-alike and Master Lock® Keyed locks available by special order



| Bumper Color | 3/4 In. Shackle Clearance Part No. | 2 In. Shackle Clearance Part No. |
|--------------|------------------------------------|----------------------------------|
| Blue | 44-900 | 44-901 |
| Red | 44-906 | 44-907 |

Master Lock® is a registered trademark of Master Lock Company LLC.

Safety Lockout Padlocks w/Key Retention

- Dedicated safety lockout device reduces confusion with other locks
- Complies with OSHA's "1-key, 1-lock"
- Non-conductive, lightweight body; four colors for easy identification
- Key retention ensures keys do not get lost while not in use and that padlocks are not left untouched
- 1-1/2 in. shackle clearance; 1-1/2 in. wide lock with 1/4 in. shackle
- Keyed-alike, Master Lock® Keyed locks, 2nd key, additional colors and engraving available by special order



| Bumper Color | Part No. |
|--------------|---------------|
| Blue | 44-912 |
| Black | 44-914 |
| Red | 44-916 |
| Yellow | 44-918 |

Master Lock® is a registered trademark of Master Lock Company LLC.

Lock Labels

- Easy identification of employees' locks
- Write-on, vinyl labels with peel-off adhesive backing
- Polyester over laminate protects label



| Description | Quantity | Part No. |
|-------------|----------|---------------|
| Lock Labels | 8 labels | 44-898 |

Safety Lockout Hasps

- Rustproofed, plated and vinyl-coated **44-801**
- Labeled hasps feature anodized aluminum alloy construction for long-term durability



| Description | Jaw Diameter | Quantity | Part No. |
|----------------------|--------------|-----------|---------------|
| Safety Lockout Hasps | 1 in. | Card of 3 | 44-800 |
| | 1-1/2 in. | Card of 2 | 44-801 |

Labeled Safety Lockout Hasps

- Allow up to six workers to lock out a single energy source **44-790**
- Permanent "Do Not Operate" labels accept pens, pencils and permanent markers



| Description | Color | Quantity | Part No. |
|--|-------|--------------|----------------|
| Labeled Safety Lockout Hasp - Do Not Operate | Blue | 1 | 44-790 |
| Labeled Safety Lockout Hasp - Do Not Operate | Red | 1 | 44-791 |
| Labeled Safety Lockout Hasp - Do Not Operate | | Carton of 50 | 44-1791 |

Heavy-Duty Lockout Tags



- High-visibility lettering
- Laminated plastic tags have non-fade legends, resist corrosive and harsh environmental conditions grommet
- Vinyl tags are silk screened with a 7/8 in. metal grommet; fastener included
- Exceeds OSHA's 50-lb. pullout requirement
- Matte finish for easy writing surface

| Description | Type | Qty. | Part No. |
|--|----------------------|---------------|-------------------------|
| Heavy-Duty Lockout Tag - Do Not Operate | Heavy-Duty Laminated | Card of 5 | 44-830 |
| | | Box of 100 | 44-1830 |
| Heavy-Duty Lockout Tag - Do Not Operate - Electricians at Work | Heavy-Duty Laminated | Card of 5 | 44-832 |
| | | Economy Vinyl | Bag of 25 44-843 |
| Heavy-Duty Lockout Tag - Do Not Operate - (red striped background) | Heavy-Duty Laminated | Card of 5 | 44-833 |
| | | Box of 100 | 44-1833 |
| | Economy Vinyl | Bag of 25 | 44-849 |

Bilingual Lockout Tags

- Spanish/English tags provide extra safety and information in bilingual situations
- High-visibility lettering
- Laminated vinyl tags with non-fade legends resist corrosive and harsh environmental conditions
- Write-on tag with 7/8 in. grommet can be padlocked to device to help prevent unauthorized removal



| Description | Quantity | Part No. |
|---|----------|---------------|
| Bilingual Lockout Tags - Do Not Operate (striped) | Bag of 5 | 44-841 |

Flash Protection Labels and Signs



44-893



44-895



44-896

National Electric Code 110.16 Flash Protection: Switchboards, panel boards, industrial control panels and motor control centers, in other than dwelling occupancies, that are likely to require examination, adjustment, servicing or maintenance while energized, shall be field marked to warn qualified persons of potential electric arc flash hazards. The marking shall be located so as to be clearly visible to qualified persons before examination, adjustment, servicing or maintenance of the equipment.

| Description | Type | Size (in.) | Qty. | Part No. |
|------------------------|-------------------------|------------|---------------|-----------------|
| NEC Arc Flash, Warning | Self-Sticking Polyester | 3-1/2 x 5 | Bag of 5 | 44-892 |
| NEC Arc Flash, Warning | | | Carton of 100 | 44-892BK |
| NEC Arc Flash, Warning | | 5 x 7 | Bag of 5 | 44-893 |
| NEC Arc Flash, Warning | | | Bag of 5 | 44-894 |
| NEC Arc Flash, Danger | | 4 x 6 | Bag of 5 | 44-895 |
| NEC Arc Flash, Warning | | 7 x 10 | 1 | 44-896 |

Lockout Signs



44-877



44-878



44-890

- Resistant to both chemicals and abrasion – protected graphics for indoor and outdoor use

| Legend | Material | Size (In.) | Part No. |
|---|-------------------------|------------|---------------|
| Lockout Sign - OSHA Regulation, 36 in. clearance | Self-sticking polyester | 3-1/2 x 10 | 44-877 |
| Lockout Sign - OSHA Regulation (Bilingual) 36 in. clearance | | 7 x 10 | 44-878 |
| Lockout Sign - Danger-Breakers Locked Out | Magnetic | 5 x 7 | 44-890 |

Safety Signs

- Resistant to both chemicals & abrasion – protected graphics for indoor & outdoor use



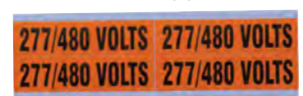
| Legend | Material | Size (In.) | Part No. |
|--|-------------------------|------------|---------------|
| Safety Sign - Danger-High Voltage | Fiberglass | 10 x 14 | 44-862 |
| | Self-sticking polyester | 7 x 10 | 44-863 |
| Safety Sign - Danger-High Voltage-Keep Out | Fiberglass | 10 x 14 | 44-880 |
| | Self-sticking polyester | 7 x 10 | 44-881 |
| Safety Sign - Danger-High Voltage-Spanish | Self-sticking polyester | 7 x 10 | 44-865 |

Voltage & Conduit Markers

44-289



44-299



44-410

- Identify junction boxes, switches, circuit breakers, raceways, pipe and fuse boxes
- Non-conductive for user safety
- High-adhesion properties with easy removal
- Resist abrasion, moisture, dirt and oil
- Non-smear, black legend on bright orange background for high visibility
- Specifications: Temperature Range: -40°F to 180°F (-40°C to 82°C)
Adhesion: 45 oz./in. width ultimate

| Description | Large Part No. (2-1/4 in. x 9 in.) 1/card | Medium Part No. (1-1/8 in. x 4-1/2 in.) 4/card | Small Part No. (2-1/4 in. x 1/2 in.) 18/card |
|--------------|---|--|--|
| 120/208V | 44-295 | 44-296 | - |
| 277/480V | 44-298 | 44-299 | - |
| 120V | - | 44-353 | - |
| 208V | - | 44-355 | - |
| 240V | - | 44-358 | - |
| 277V | - | - | 44-410 |
| 480V | 44-314 | 44-364 | - |
| Danger | 44-289 | - | - |
| High Voltage | 44-292 | - | - |

AEROSPACE

Every aspect of the aerospace industry demands precision and accuracy. That includes wire processing – our area of expertise at IDEAL. Working with both wire manufacturers and aerospace engineers, we develop unique blades with tight tolerances that strip wire accurately and dependably.

STRIPMASTER® & STRIPMASTER LITE WIRE STRIPPERS

| | |
|------------------------|-----|
| Wire Strippers | C-5 |
| Blades | C-6 |
| Accessories | C-6 |
| Replacement Parts..... | C-6 |

CUSTOM STRIPMASTER® WIRE STRIPPERS

| | |
|------------------------|-----|
| Wire Strippers..... | C-8 |
| Accessories | C-8 |
| Replacement Parts..... | C-8 |

SPECIALTY WIRE STRIPPERS

| | |
|---|------|
| Ergo-Elite Stripmaster® Wire Stripper | C-9 |
| MIL-Spec Application Guide..... | C-10 |
| Omega Stripmaster® Wire Stripper | C-12 |
| Ringer Shielded Cable Stripper..... | C-13 |
| Stripmaster® Model 950 Wire Stripper..... | C-14 |
| Pneumatic Wire Strippers..... | C-15 |



THE ELECTRICIAN'S
CHAMPION™  **IDEAL**®

WIRE STRIPPING BASICS

There are two basic levels of wire stripping — precision and non-precision. The first type, precision wire stripping, is employed where extreme reliability and critical tolerances must be achieved. Aircraft, computers, aerospace, missiles, radar guidance systems, and communications systems are examples of applications where precision wire stripping is required. In many cases, the military standard is called for and meeting that standard is rigidly enforced and calls for the highest quality precision wire stripping.

The second, non-precision stripping, is used in the manufacturing of lighting fixtures, electrical appliances, automotive harnesses, etc. This requires wire strips that assure product reliability and are obtained at a relatively low cost.

For each type of wire stripping and production requirement, the best tool and/or method to get the job done right must be determined, and IDEAL Electrical is there to assist with free wire analysis.


AEROSPACE



STRIPMASTER® WIRE STRIPPERS

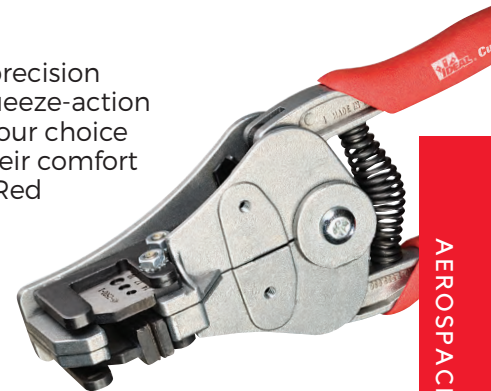
Stripmaster® & Stripmaster® Lite Wire Strippers

The versatile Stripmaster®/Stripmaster® Lite Wire Strippers are the standard of the industry. They incorporate a gripper that firmly holds the wire in a center-line position with the stripping hole. The lever action of the stripper offers a mechanical advantage that makes stripping easier. This aids in production applications and reduces operator fatigue. One squeeze strips the wire clean, up to a full 7/8 in. (22mm). The jaws are automatically held open to allow removal of the wire without damaging its end. This stripper virtually eliminates all nicking, cutting or fraying on non-precision wire.




Custom Stripmaster® Wire Strippers

Custom Stripmaster® Wire Strippers set the industry standard in hand-held, precision wire stripping. They provide fast, accurate wire stripping with its one-step, squeeze-action stripping and unique precision blade design. They can be customized with your choice of gripper pads and blade sets to match your wire stripping requirements. Their comfort grip handles are color-coded to help quickly identify compatible wire gage. Red handles are used for larger wire (10-14 AWG) and black handles are used for smaller wire (16-30 AWG). The blades and grippers installed in the tool are specific to the application. Optional short-stop latch and transparent wire stop increases tool versatility and insures consistent strip lengths.



Custom Stripmaster® Lite Wire Strippers

The Custom Stripmaster® Lite Wire Stripper marks the beginning of a new era of light-weight, precision wire strippers designed specifically for improved operator comfort. It utilizes the same type of precision die-blade construction and features an optional short-stop latch and transparent wire stop. Built of sturdy die-cast zinc, this compact stripper weighs 50% less than its full-sized counterparts, and will impress you with both its ease of operation and durable performance.



Ergo Elite Stripmaster® Wire Stripper

The Ergo-Elite Stripmaster® Wire Stripper offers the latest light-weight, ergonomically engineered wire stripper for the aerospace industry. The tilted wire stripping head in this sleek 5 oz. design provides better leverage and clear view for wire positioning. The advanced jaw position ensures a quality strip on a wide range of wire gauges while eliminating potential scraping of the inner conductor and leaving a squared finish. Advanced blade design has a built-in guiding system for loading the wire properly into position.



Stripmaster® & Stripmaster® Lite Wire Strippers

- One-step stripping enhances productivity
- Precision-ground, knife-type blades provide clean, accurate stripping
- Sturdy die-cast zinc frame provides long-term durability
- Stripmaster® Lite designed for smaller hands – 3/4 the size of the standard Stripmaster®
- 90-day warranty



Stripmaster® Wire Strippers and Knife-Type Blades

| Specifications – Stripping Holes Offered | | | | | | | | | | | | Replacement Blades (Pair) Part No. | Replacement Frame Part No. | Tool w/ Blades Part No. | |
|--|---|-------------------------------------|----|----|----|----|----|----|----|----|----|------------------------------------|----------------------------|-------------------------|-------------------|
| Wire Size AWG | | | | | | | | | | | | | | | |
| 6 | 8 | 10 | 12 | 14 | 16 | 18 | 20 | 22 | 24 | 26 | 28 | 30 | | | |
| | • | • | • | | | | | | | | | | L-4419 | L-5620 | 45-090 |
| | | • | • | • | • | • | | | | | | | L-4420 | | 45-091 |
| | | | • | • | • | • | • | • | | | | | L-4421 | | 45-092 or 45-292* |
| | | | | • | • | • | • | • | | | | | L-4422 | | 45-093 |
| • | • | This tool has custom step grippers. | | | | | | | | | | L-4453 | – | 45-096 | |
| | | | | | • | • | • | • | • | • | | | L-4994 | L-5620 | 45-097 |
| | | | | | | | • | • | • | • | • | | L-5361 | | 45-098 |
| | • | • | | | • | • | | | | | | | L-8763 | | 45-099 |

* Blister Card

Stripmaster® Lite Wire Strippers and Knife-Type Blades

| Specifications – Stripping Holes Offered | | | | | | | | | | Replacement Blades (Pair) Part No. | Replacement Frame Part No. | Tool w/ Blades Part No. |
|--|----|----|----|---|----|----|----|----|----|------------------------------------|----------------------------|-------------------------|
| Wire Size AWG | | | | | | | | | | | | |
| 12 | 14 | 16 | 18 | 20 | 22 | 24 | 26 | 28 | 30 | | | |
| | | • | • | • | • | | | | | LB-1001 | LB-1421 | 45-671 |
| | | | | | | • | • | • | • | LB-1002 | | 45-672 |
| • | • | • | • | All stranded wire | | | | | | LB-1003 | | 45-673 |
| • | • | • | • | 12 & 14 Solid Wire, 16 & 18 Stranded Wire | | | | | | LB-1004 | | 45-674 |

Stripmaster® Wire Strippers and Knife-Type Blades for Metric Wire

| Specifications – Stripping Holes Offered | | | | | | | | | | | | | Replacement Blades (Pair) Part No. | Replacement Frame Part No. | Tool w/ Blades Part No. | |
|--|-----|------|------|------|-----|------|---|-----|-----|---|---|---|------------------------------------|----------------------------|-------------------------|---------------------------|
| Wire Size mm ² | | | | | | | | | | | | | | | | |
| 0.05 | 0.1 | 0.15 | 0.22 | 0.34 | 0.5 | 0.75 | 1 | 1.5 | 2.5 | 4 | 6 | 8 | 10 | | | |
| | | | | | | | | | | | | • | • | L-4419M | LA-2358 | 45-090-341 |
| | | | | | | • | • | • | • | • | • | | | L-4421M | | 45-092-341 or 45-292-341* |
| • | • | • | • | • | • | | | | | | | | | L-5361M | | 45-098-341 |

*Blister Card

| Description | Blade Gap vertical height | Blade Only Part No. | Frame & Blade Part No. |
|---|---------------------------|---------------------|------------------------|
| Custom Steel frame only | – | – | LB-1091 |
| Flat blade for 26 AWG (.40mm dia.) multi-conductor | .022 in. | LB-1151 | 45-890 |
| Flat blade for 24 AWG (.00mm dia.) multi-conductor | .030 in. | LB-1152 | 45-891 |
| Flat blade for 22 AWG (.64mm dia.) multi-conductor | .038 in. | LB-1153 | 45-892 |
| Flat blade for 20 AWG (.00mm dia.) multi-conductor | .050 in. | LB-1154 | 45-893 |
| Flat blade for 18 AWG (1.02mm dia.) multi-conductor | .060 in. | LB-1155 | 45-894 |
| Flat blade for 16 AWG (1.29mm dia.) multi-conductor | .075 in. | LB-1156 | 45-895 |

Stripmaster® Lite Wire Strippers

Stripmaster® Lite Wire Strippers and Knife-Type Blades for Metric Wire

| Specifications – Stripping Holes Offered | | | | | | | | | Replacement Blades (Pair) Part No. | Replacement Frame Part No. | Tool w/Blade Part No. |
|--|-----|------|------|------|-----|------|---|-----|------------------------------------|----------------------------|-----------------------|
| Wire Size mm ² | | | | | | | | | | | |
| 0.05 | 0.1 | 0.15 | 0.22 | 0.34 | 0.5 | 0.75 | 1 | 1.5 | | | |
| | | | | . | . | . | . | . | LB-1001M | H-2909 | 45-671-341 |
| . | . | . | . | | | | | | LB-1002M | | 45-672-341 |

Coax Stripmaster® Wire Strippers & Blades



| Description | Repl. Blade Part No. | Tool w/Blade Part No. |
|-----------------------------|----------------------|-----------------------|
| Coax Stripmaster® for RG-6 | LB-740 | 45-262 |
| Coax Stripmaster® for RG-59 | LB-743 | 45-265 |

Coaxial Cables: two-step strip for termination, jacket and dielectric.

Optional Accessories



- Wire Stop provides uniform stripping length, range = 3/32" to 3/4"
- Short stop latches protect wire strands by limiting stripping stroke to 5/32 in. and retain slug until wire is ready for terminating.

| Description | Part No. |
|---|----------|
| Transparent Adjustable Wire Stop (for Stripmaster® Wire Strippers) | L-5270 |
| Transparent Adjustable Wire Stop (for Stripmaster® Lite Wire Strippers) | LB-1195 |
| Transparent Adjustable Wire Stop (for Metric Stripmaster® Wire Strippers) | 45-2019 |



Transparent wire stop provides uniform stripping length.

Stripmaster® Wire Strippers with Rectangular Holes



| Description | Replacement Blades (Pair) Part No. | Tool w/ Blade Part No. |
|---|------------------------------------|------------------------|
| For Flat Telephone Cable (.060 in. or 1.52mm) | LB-1155 | N/A |
| For European Flat Lamp Cord | L-8762 | 45-089 |
| For SP-SPT Lamp Cord | L-4452 | 45-095* |

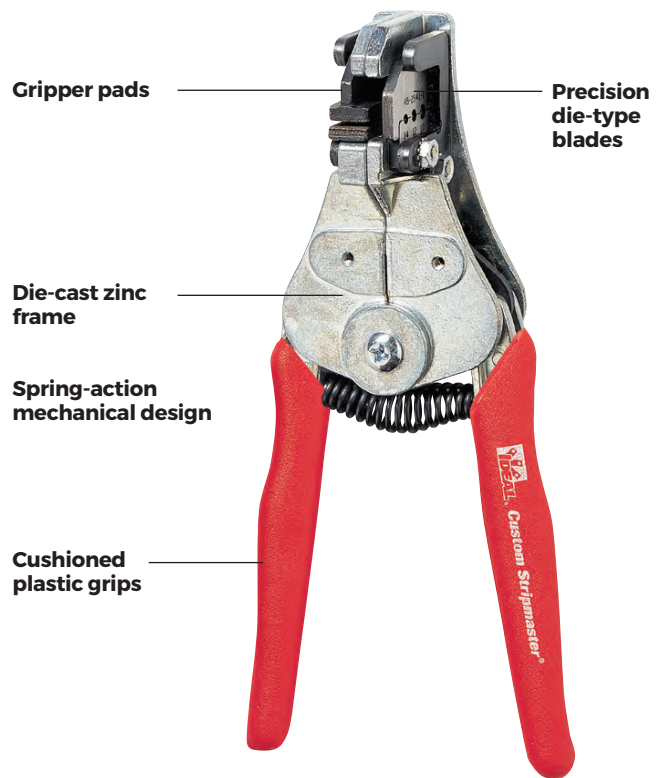
*Also strips 2- and 3-conductor low-voltage wire used in E.E. and Touchplate remote control wiring system.

Replacement Parts

| Description | Part No. |
|---|----------|
| Replacement Frame for Stripmaster® Wire Strippers | L-5620 |
| Replacement Frame for Stripmaster® Lite Wire Strippers | LB-1421 |
| Replacement Moveable Gripper for Stripmaster® Wire Strippers | L-1953 |
| Replacement Moveable Gripper for Stripmaster® Lite Wire Strippers | K-6603 |

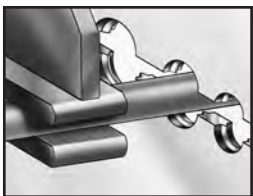
Custom Stripmaster® Wire Strippers

- Strips 30 - 10 AWG solid or stranded wire
- Mil-spec die-type blades allow precision stripping
- Inner cutting hole sized to conductor and counter-bored holes sized to insulation
- Replaceable grippers
- Optional short stop-latch and transparent wire stop
- Cushioned, comfort grip handles
- Engineering service and made-to-order blades available. Contact factory for complete product and blade number listing.
- Meets SAE-AS5768 Standards
- 90-day warranty

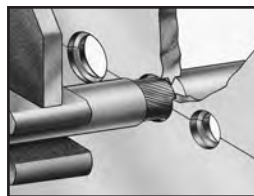


Precision Counter-bored Die-Type Blades

- Meets SAE-AS5768 Standards
- Outer counter-bore hole, sized to insulation while inner-hole cuts insulation without contacting the conductor during stripping.



Gripper pads hold the wire securely in a centerline relationship with the blade.



Die-type blades incorporate a counter-bored hole sized to the insulation and an inner cutting hole sized to the conductor. This varies depending on insulation type and thickness.



Custom Stripmaster® Lite Wire Strippers


- Custom Stripmaster® Lite is 3/4's the size of Custom Stripmaster® Wire Stripper and strips 16 - 30 AWG solid or stranded wire
- Custom Stripmaster® Lite requires one-third less hand pressure for each strip actuation
- Engineering Service and made-to-order blades available. Contact factory for complete product and blade number listing.
- Meets SAE-AS5768 Standards
- 90-day warranty



Proper tool selection can be made via our MIL-Spec application guide (pgs. C-10 through C-12) or through our free application engineering service.

Free Application Engineering Service available. Contact IDEAL Electrical for complete information at 1-800-324-9571.

Replacement Gripper Pads



| For Custom Stripmaster® and Custom Steel Stripmaster® Wire Strippers | | | |
|--|-----------------------|--------------------------|---|
| Surface Type | Gripper Set* Part No. | Movable Gripper Part No. | Stationary Gripper Part No. (Thickness) |
| Grit** | LB-197 | L-5212 | L-5215 (.129 in.) |
| Grit** | LB-198 | | L-5217 (.156 in.) |
| File‡ | LB-721 | LB-718 | LB-719 (.129 in.) |
| File‡ | LB-722 | | LB-720 (.156 in.) |
| Parallel | LB-730 | LB-727 | LB-728 (.129 in.) |
| Parallel | LB-731 | | LB-729 (.156 in.) |

| For Custom Stripmaster® Lite Wire Strippers | | | |
|---|-----------------------|--------------------------|---|
| Surface Type | Gripper Set* Part No. | Movable Gripper Part No. | Stationary Gripper Part No. (Thickness) |
| Grit** | LB-1188 | LB-882 | LB-883 (.109 in.) |
| File‡ | LB-1189 | LB-1184 | LB-1185 (.109 in.) |
| Parallel | LB-1190 | LB-1186 | LB-1187 (.109 in.) |

* Gripper Set includes one movable gripper and one stationary gripper.

** Grit pads are standard for most Custom Stripmaster® and Custom Stripmaster® Lite products.

‡ For use on hard-to-grip surfaces.

Gripper pad selection depends on insulation type and user preference.

Note: For 10-14 AWG, use .129 in. stationary gripper. For 16-30 AWG, use .156 in. gripper.



Short-stop Latch protects wire strands by limiting the stripping stroke to 5/32 in. and retains the slug until the wire is ready for terminating.



Transparent wire stop provides uniform stripping length.

Replacement Frame Assemblies with Grit Grippers

| For Custom Stripmaster® Wire Strippers | Part No. |
|---|----------|
| Frame only, 10-14 AWG | L-5616 |
| Frame only, 16-30 AWG | L-5617 |
| Frame only, 10-14 AWG, Wire Stop and Latch | L-5618 |
| Frame only, 16-30 AWG, Wire Stop and Latch | L-5619 |
| Frame only, 10-14 AWG, internal spring (see note) | L-9039 |
| Frame only, 16-30 AWG, internal spring (see note) | L-9038 |

Note: Frames with internal springs allow additional blade penetration pressure for difficult and multi-layered insulation types.

| For Custom Stripmaster® Lite Wire Strippers | Part No. |
|---|----------|
| Frame only | LB-895 |
| Frame, Wire Stop and Latch | LB-896 |

| For Custom Steel Stripmaster® Wire Strippers | Part No. |
|---|----------|
| Frame only, 10-14 AWG | LB-1091 |
| Frame only, 16-30 AWG | LB-1092 |
| Frame only, 10-14 AWG, internal spring (see note) | LB-1090 |
| Frame only, 16-30 AWG, internal spring (see note) | LB-1089 |

Note: Frames with internal springs allow additional blade penetration pressure for difficult and multi-layered insulation types.

Optional Accessories



- Wire Stop provides uniform stripping length, range = 3/32" to 3/4"
- Short stop latches protect wire strands by limiting stripping stroke to 5/32 in. and retain slug until wire is ready for terminating.

| Description | Part No. |
|---|----------|
| Transparent Adjustable Wire Stop (for Stripmaster® Wire Strippers) | L-5270 |
| Transparent Adjustable Wire Stop (for Stripmaster® Lite Wire Strippers) | LB-1195 |
| Transparent Adjustable Wire Stop (for Metric Stripmaster® Wire Strippers) | 45-2019 |
| Short Stop Latch for Custom & Customer Steel Stripmaster® Wire Strippers | L-5269 |
| Short Stop Latch for Custom Stripmaster® Lite Wire Strippers | LB-1194 |

ERGO-ELITE STRIPMASTER® WIRE STRIPPER

- Ergonomically engineered for superior comfort, balance and control
- Tool constructed of rigid polymer reinforced with carbon fiber providing excellent strength at 40% the weight of metal hand tools
- Unmatched precision blades with a patented, revolutionary design
- Tilted head assembly maintains a neutral wrist posture allowing an unobstructed view of wire positioning
- One-step stripping action, grips, penetrates and removes wire insulation with unmatched precision in one effortless squeeze

AEROSPACE



Accessories

| Description | Part No. |
|---|----------|
| Ergo-Elite Stripmaster® Frame Only, less blades | LB-4617 |
| Ergo-Elite Stripmaster® Frame w/grit pad, less blades | LB-4618 |
| Ergo-Elite Stripmaster® Frame w/parallel pad, less blades | LB-4619 |
| Gripper Set, Ergo-Elite Stripmaster®, Grit | LB-4620 |
| Gripper Set, Ergo-Elite Stripmaster®, Parallel | LB-4621 |
| Ergo-Elite Stripmaster® Wire Stop | LB-1904 |

MIL-SPEC APPLICATION GUIDE FOR COMMON WIRE | CABLE TYPES

| | Custom Stripmaster® | | | Custom Stripmaster® Lite | | | Ergo-Elite Stripmaster® | | |
|--|-------------------------------|-------------------------------------|-------------------------|---------------------------|-------------------------------|-----------------------|-------------------------|------------------------|----------------|
| | Hand Tool w/Blade | Replacement Blade Only | Wire Range AWG | Hand Tool w/Blade | Replacement Blade Only | Wire Range AWG | Hand Tool w/Blade | Replacement Blade Only | Wire Range AWG |
| 5 MDI AIRFRAME TYPE A&B | 45-2691 | 45-2691-1 | 10-14 | N/A 45-2685 | N/A 45-2685-1 | N/A 16-24 | | | |
| 5 MDI HOOK-UP TYPE C | 45-2694 | 45-2694-1 | 10-14 | N/A 45-2693 45-2692 | N/A 45-2693-1 45-2692-1 | N/A 16-22 20-26 | | | |
| AD | 45-2824 45-2825 | 45-2824-1 45-2825-1 | 16-26 10-14 | N/A N/A | N/A N/A | N/A N/A | | | |
| AEP System 2112 | 45-1987 | 45-1987-1 | 16-26 | | | | 45-2903 | 45-2903-1 | 16-24 |
| AK | 45-1513 | 45-1513-1 | 16-26 | 45-2128 45-2129 | 45-2128-1 45-2129-1 | 16-22 20-26 | | | |
| AKA | 45-1654 | 45-1654-1 | 16-26 | 45-2132 | 45-2132-1 | 16-24 | | | |
| | 45-171 | L-5211 | 16-26 | 45-632 | LB-912 | 16-22 | | | |
| | 45-1608 45-170 | 45-1608-1 L-5210 | 10-14 10-14 | N/A N/A | N/A N/A | N/A N/A | | | |
| AKB | 45-1654 | 45-1654-1 | 16-26 | 45-2132 | 45-2132-1 | 16-24 | | | |
| | 45-171 | L-5211 | 16-26 | 45-632 | LB-912 | 16-22 | | | |
| | 45-1608 45-170 | 45-1608-1 L-5210 | 10-14 10-14 | N/A N/A | N/A N/A | N/A N/A | | | |
| BE | 45-171 45-170 | L-5211 L-5210 | 16-26 10-14 | 45-632 | LB-912 | | | | |
| BF | 45-1773 45-1774 45-1939 | 45-1773-1 45-1774-1 45-1939-1 | 18-24 12-14 10-14 | 45-2126 45-2127 | 45-2126-1 45-2127-1 | 16-22 20-26 | 55-1773 | 55-1773-1 | 16-26 |
| 5 Mil Kapton | | | | | | | 55-1633 | 55-1633-1 | 16-26 |
| BMS13-31 | | | | | | | 55-1500 | 55-1500-1 | 16-22 |
| BMS13-48 TYPES 1-7, 25, 26, 30 (6mil Wall Thickness) | 45-1551 45-2500 | 45-1551-1 45-2500-1 | 16-26 10-14 | 45-2612 | 45-2612-1 | 16-24 | 55-1987 | 55-1987-1 | 16-26 |
| BMS13-48 TYPES 10-14, 27, 28, 31, 32, 35, 36 (8mil Wall Thickness) | 45-1654 45-2500 45-1611 | 45-1654-1 45-2500-1 45-1611-1 | 16-26 10-14 10-14 | 45-2132 | 45-2132-1 | 16-24 | 55-1987 | 55-1987-1 | 16-26 |
| BMS13-48 TYPES 8, 9, 15, 23, 24 (10mil Wall Thickness) | 45-1987 45-2500 45-1611 | 45-1987-1 45-2500-1 45-1611-1 | 16-26 10-14 10-14 | 45-2133 | 45-2133-1 | 16-24 | 55-1987 | 55-1987-1 | 16-26 |
| BMS13-52 | | | | | | | 55-2934 | 55-2934-1 | 22-26 |
| BMS13-58 | | | | | | | 55-2904 | 55-2904-1 | 16-22 |
| BMS13-60 TYPE 1-6, 19-21, 23-27, 33-34 | 45-2541 45-2543 | 45-2541-1 45-2543-1 | 10-14 16-26 | N/A 45-2697 | N/A 45-2697-1 | N/A 16-24 | 55-2543 | 55-2543-1 | 16-24 |
| BMS13-60 TYPE 12-18, 28-32 | 45-2542 45-2544 | 45-2542-1 45-2544-1 | 10-14 16-24 | N/A N/A | N/A N/A | N/A N/A | | | |
| BMS13-60 TYPE 13-18, 28-32 | 45-2686 | 45-2686-1 | 16-24 | 45-2698 | 45-2698-1 | 16-24 | | | |
| BMS13-60 TYPE 7-12 | 45-2565 45-2564 | 45-2565-1 45-2564-1 | 10-14 16-26 | N/A N/A | N/A N/A | N/A N/A | 55-2564 | 55-2564-1 | 16-26 |
| BMS13-78 | | | | | | | 55-2933 | 55-2933-1 | 16-22 |
| BMS13-80 | | | | | | | 55-2934 | 55-2934-1 | 22-26 |
| CF | 45-1773 45-1774 | 45-1773-1 45-1774-1 | 18-24 12-14 | 45-2126 45-2127 | 45-2126-1 45-2127-1 | 16-22 20-26 | 55-1773 | 55-1773-1 | 16-26 |
| DE | 45-171 45-170 | L-5211 L-5210 | 16-26 10-14 | 45-632 | LB-912 | 16-22 | | | |
| DK | 45-1773 45-1774 45-1939 | 45-1773-1 45-1774-1 45-1939-1 | 10-14 12-14 10-14 | N/A | N/A | N/A | 55-1773 | 55-1773-1 | 16-26 |
| DL | 45-1939 | 45-1939-1 | 10-14 | N/A | N/A | N/A | 55-2905 | 55-2905-1 | 16-22 |
| DM | 45-1939 45-2811 | 45-1939-1 45-2811-1 | 10-14 16-24 | N/A | N/A | N/A | | | |
| DR | 45-2824 45-2825 45-2828 | 45-2824-1 45-2825-1 45-2828-1 | 16-26 10-14 16-26 | N/A N/A N/A | N/A N/A N/A | N/A N/A N/A | | | |
| JN 1007 CH 002 TO 012 | 45-2775 | 45-2775-1 | 16-24 | | | | 55-2775 | 55-2775-1 | 16-24 |
| JN 1007 CH 020 to 030 | 45-2776 | 45-2776-1 | 12-14 | | | | | | |
| MIL-W-16878/4 | 45-1611 | 45-1611-1 | 10-14 | N/A | N/A | N/A | 55-5560 | 55-5560-1 | 16-26 |
| MIL-W-16878/5 | 45-174 | L-5563 | 16-26 | 45-635 | LB-915 | 16-22 | | | |

AEROSPACE

MIL-SPEC APPLICATION GUIDE FOR COMMON WIRE | CABLE TYPES

| | Custom Stripmaster® | | | Custom Stripmaster® Lite | | | Ergo-Elite Stripmaster® | | |
|---|--|--|----------------------------------|--|--|---------------------------------------|-------------------------|------------------------|----------------|
| | Hand Tool w/Blade | Replacement Blade Only | Wire Range AWG | Hand Tool w/Blade | Replacement Blade Only | Wire Range AWG | Hand Tool w/Blade | Replacement Blade Only | Wire Range AWG |
| MIL-W-22759/11/12/22/23 | 45-177 45-178 | L-5560 L-5561 | 16-26 26-30 | 45-2138 45-2139 45-640 | 45-2138-1 45-2139-1 LB-920 | 16-24 18-26 24-30 | 55-5560 | 55-5560-1 | 16-26 |
| MIL-W-22759/16/17 | 45-1611 45-1987 | 45-1611-1 45-1987-1 | 10-14 16-26 | N/A 45-2133 45-2118 | N/A 45-2133-1 45-2118-1 | N/A 16-24 20-26 | 55-1987 | 55-1987-1 | 16-26 |
| MIL-W-22759/18/19 | 45-1608 45-1551 | 45-1608-1 45-1551-1 | 10-14 16-26 | N/A 45-2612 45-2125 | N/A 45-2612-1 45-2125-1 | N/A 16-24 20-26 | | | |
| MIL-W-22759/32/33/ 44/45/46 | 45-1987 45-1654 | 45-1987-1 45-1654-1 | 16-26 16-26 | 45-2133 45-2118 45-2132 45-2114 | 45-2133-1 45-2118-1 45-2132-1 45-2114-1 | 16-24 20-26 16-24 20-26 | 55-1987 | 55-1987-1 | 16-26 |
| MIL-W-22759/7/8 | | | | | | | 55-1500 | 55-1500-1 | 16-22 |
| MIL-W-22759/80/81/ 82/91/92 | 45-2542 45-2544 | 45-2542-1 45-2544-1 | 10-14 16-24 | 45-2693 45-2692 | 45-2693-1 45-2692-1 | 16-22 20-26 | | | |
| MIL-W-22759/83/84/85/86/ 87/88/89/90 | 45-2541 45-2543 45-2618 | 45-2541-1 45-2543-1 45-2618-1 | 10-14 16-26 16-26 | N/A 45-2685 45-2799 | N/A 45-2685-1 45-2799-1 | N/A 16-24 16-24 | 55-2685 | 55-2685-1 | 16-26 |
| MIL-W-24640/19/22/23/24 | 45-1957 | 45-1957-1 | 14-22 | N/A | N/A | N/A | | | |
| MIL-W-25038/3 | | | | | | | 55-2902 | 55-2902-1 | 16-22 |
| MIL-W-5086 TYPE I MIL-W-5086 TYPE II | 45-1192 45-1159 45-1302 | 45-1192-1 45-1159-1 45-1302-1 | 8-12 10-14 16-22 | N/A N/A N/A | N/A N/A N/A | N/A N/A N/A | | | |
| MIL-W-5086/1/7 | 45-171 | L-5211 | 16-26 | 45-634 | LB-914 | 24-30 | | | |
| MIL-W-81044/11/12/13 | 45-1611 45-2500 45-1987 45-178 | 45-1611-1 45-2500-1 45-1987-1 L-5561 | 10-14 10-14 16-26 26-30 | N/A N/A 45-2133 45-2118 45-640 | N/A N/A 45-2133-1 45-2118-1 LB-920 | N/A N/A 16-24 20-26 24-30 | 55-1987 | 55-1987-1 | 16-26 |
| MIL-W-22759/34/35/41/42/43 | 45-1611 45-2500 45-1987 45-178 | 45-1611-1 45-2500-1 45-1987-1 L-5561 | 10-14 10-14 16-26 26-30 | N/A N/A 45-2133 45-2118 45-640 | N/A N/A 45-2133-1 45-2118-1 LB-920 | N/A N/A 16-24 20-26 24-30 | 55-1987 | 55-1987-1 | 16-26 |
| MIL-W-81044/16/17 | 45-1611 45-1610 | 45-1611-1 45-1610-1 | 10-14 16-26 | N/A N/A 45-2112 45-2131 | N/A N/A 45-2112-1 45-2131-1 | N/A N/A 20-26 16-24 | | | |
| MIL-W-81044/4/5/6 | 45-170 | L-5210 | 10-14 | 45-632 45-633 | LB-912 LB-913 | 16-22 20-26 | | | |
| MIL-W-81044/8/9/10 | 45-173 45-174 45-175 | L-5662 L-5563 L-5564 | 10-14 16-26 26-30 | N/A 45-635 45-637 45-636 | N/A LB-915 LB-917 LB-916 | N/A 16-22 24-30 20-26 | 55-2901 | 55-2901-1 | 16-26 |
| MIL-W-81381/1/2/6/7/ 8/9/10/17/21 | 45-1609 45-1551 | 45-1609-1 45-1551-1 | 10-14 16-26 | N/A 45-2612 45-2125 45-640 | N/A 45-2612-1 45-2125-1 LB-920 | N/A 16-24 20-26 24-30 | | | |
| MIL-W-81381/11/12/13/14/22 | 45-1608 45-1654 45-178 | 45-1608-1 45-1654-1 L-5561 | 10-14 16-26 26-30 | N/A 45-2114 45-2132 45-640 | N/A 45-2114-1 45-2132-1 LB-920 | N/A 20-26 16-24 24-30 | | | |
| MIL-W-81381/17/21 | 45-1523 45-1672 45-1633 55-1633 | 45-1523-1 45-1672-1 45-1633-1 45-1633-1 | 16-26 16-26 16-26 16-26 | 45-2120 45-2121 N/A N/A | 45-2120-1 45-2121-1 N/A N/A | 20-26 16-24 N/A N/A | 55-1633 | 55-1633-1 | 16-26 |
| MIL-W-81381/18/19/20 | 45-1609 45-1672 45-1551 | 45-1609-1 45-1672-1 45-1551-1 | 10-14 16-26 16-26 | N/A 45-2612 45-2125 | N/A 45-2612-1 45-2125-1 | N/A 16-24 20-26 | | | |
| MIL-W-81381/3/4 | 45-175 | L-5564 | 26-30 | 45-637 | LB-917 | 24-30 | | | |
| MIL-W-85485/5/6/7/8 | 45-1925 45-1924 | 45-1925-1 45-1924-1 | 10-14 16-24 | N/A N/A | N/A N/A | N/A N/A | | | |
| MIL-W-85485/9/10 | 45-1610 | 45-1610 | 16-26 | 45-2131 | 45-2131-1 | 16-24 | | | |
| MIL-W-85485/9/10/11/12 | 45-1611 | 45-1611-1 | 10-14 | N/A | N/A | N/A | | | |

AEROSPACE

MIL-SPEC APPLICATION GUIDE FOR COMMON WIRE | CABLE TYPES

| | Custom Stripmaster® | | | Custom Stripmaster® Lite | | | Ergo-Elite Stripmaster® | | |
|--------------------------|---------------------|------------------------|----------------|----------------------------------|--------------------------------------|----------------|-------------------------|------------------------|----------------|
| | Hand Tool w/Blade | Replacement Blade Only | Wire Range AWG | Hand Tool w/Blade | Replacement Blade Only | Wire Range AWG | Hand Tool w/Blade | Replacement Blade Only | Wire Range AWG |
| PAN 6411 DP 002 TO 012 | 45-2801 | 45-1773-1 | 16-24 | 45-2126 45-2127 | 45-2126-1 45-2127-1 | 16-22 20-26 | | | |
| PAN 6411 DP 020 & 030 | 45-2802 | 45-1774-1 | 12-14 | N/A | N/A | N/A | | | |
| PAN 6420 YR 004 TO 006 | 55-2903 | 55-2903-1 | 16-26 | | | | 55-2903 | 55-2903-1 | 16-26 |
| PAN 6429 BE 002 TO 006 | 45-171 | L-5211 | 16-24 | 45-632 | LB-912 | 16-22 | | | |
| PAN 6588TW002 | | | | | | | 55-2775 | 55-2775-1 | 16-24 |
| Raychem 44A021X, 44/051X | 45-176 | L-5559 | 10-14 | N/A | N/A | N/A | | | |

TOOLS

Omega Stripmaster® Wire Stripper



Capable of reaching into tight spaces.

- Adjustable transparent wire stop for precision strip lengths
- Cushioned comfort grip
- Multi-colored grips available to differentiate wire gauges, wire types or strip lengths
- Replaceable blades (sold separately)

| Description | Part No. |
|----------------------------------|----------------|
| Omega Stripmaster® Wire Stripper | 65-0150 |


Blades

- Die-type blades help provide proper alignment and a quality strip.
- Blades sold separately
- Submit wire samples to determine the proper precision blade for application
- Precision blades available for use with Mil-Spec wire.



V-Notch Wire Cutter

- Full bypass shear cutter
- Spring loaded
- Provides precision wire cutting and trimming
- Preserves wire symmetry



| Description | Part No. |
|----------------|---------------|
| V-Notch Cutter | 45-353 |

T®-Cutter Lite Wire Cutter

- Knife-type blade provides a shear-type cut
- Lightweight, compact design with cushioned ESD grip
- Perfect for copper and aluminum wire



| Description | Part No. |
|----------------------------|---------------|
| T®-Cutter Lite Wire Cutter | 45-260 |

RINGER SHIELDED CABLE STRIPPER


- Spring-loaded cutting head with fixed blades are sized to insulation, eliminating adjustments.
- V-notch jaw automatically positions and holds cable, increasing cutting accuracy
- Fixed blades are sized to insulation, preventing inaccurate cuts and stainless steel construction assures long life.
- Small, lightweight design maximizes productivity while reducing fatigue.
- Wire guide roller maintains stripping head alignment, producing a square, clean cut.
- Accessory wire stop guarantees accurate repeatable strip lengths.



APPLICATIONS




Place cable in the v-notch closest to pivot below blade. Rotate the tool down and away from you as many times as necessary to score insulation.



Remove the tool and bend cable at high spots on the score line, breaking the insulation loose.



Use the front blade to make a length-wise cut for removing long insulation slugs.



Use IDEAL Gripper™ Slug Remover (45-333) to grasp slug and pull (sold separately).



45-400
For cable diameters up to 0.12". Blades sold separately (listed below).



45-401
For 5 Mil insulation thickness, including Kapton®. Comes with K-6492 blade. Cable diameter from .012" to .22".



45-402
For 8-10 Mil insulation thickness, including Kynar®. Comes with K-6493 blade. Cable diameter from .012" to .22".



45-403
For cable from .012 to .22 diameter. Blades sold separately (listed below).



45-404
With "deep-V" for larger cable diameters; up to 0.30". Blades sold separately (listed below).

Kapton® is a registered trademarks of E.I. duPont de Nemours and Company. Kynar® is a registered trademark of Penwall.

BLADES

For use with any Ringer™ Shielded Cable Stripper. Select blade with cutting depth less than insulation thickness. Contact IDEAL INDUSTRIES, INC. for FREE Application Engineering Service, blade selection, and special stripping requests.

| Cutting Depth | Part # | Cutting Depth | Part # | Cutting Depth | Part # |
|---------------|---------------|---------------|---------------|---------------|------------------|
| .0030" | K-6491 | .0100" | L-6497 | .0180" | K-6503 |
| .0044" | K-6492 | .0110" | K-6498 | .0200" | K-6504 |
| .0060" | K-6493 | .0120" | K-6499 | .0220" | K-6505 |
| .0070" | K-6494 | .0130" | K-6500 | .0250" | 45-2108-1 |
| .0080" | K-6495 | .0140" | K-6501 | .0050" | 45-2780-1 |
| .0090" | K-6496 | .0160" | K-6502 | .0054" | 45-2777-1 |

WIRE STOPS

| Strip Length | Part # |
|--------------|---------------|
| Up to 2-1/2" | LB-825 |
| 2-1/2" to 5" | LB-840 |

IDEAL GRIPPER™

| Description | Part # |
|--------------|---------------|
| Slug Remover | 45-333 |

STRIPMASTER® MODEL 950 WIRE STRIPPER

- Utilizes replaceable guide bushings and blades for each individual stripping hole to maximize flexibility
- Adjustable, electronic control sets strip cycle speed to match operator preference, increase productivity and maintain consistent quality
- Individual precision machined guide bushings maximize productivity and minimize operator error
- Completely enclosed blade and stripping area maximizes operator safety
- Stabilizer bar adjusts machine angle from 45° to match stripping application requirements and operator comfort needs
- Virtually eliminates repetitive motion disorders associated with high production hand stripping
- Model 45-950 offers individual, internal strip length adjustment for each stripping hole
- Model 45-950-1 offers an external display and strip length control which adjusts all stripping holes to a common length simultaneously



| Description | Part No. |
|--|-----------------|
| Stripmaster® with individually adjustable strip length per stripping hole* | 45-950 |
| Stripmaster® with external adjustment knob for common strip lengths* | 45-950-1 |
| Stripmaster® with permanent gripper assembly installed** | 45-954 |

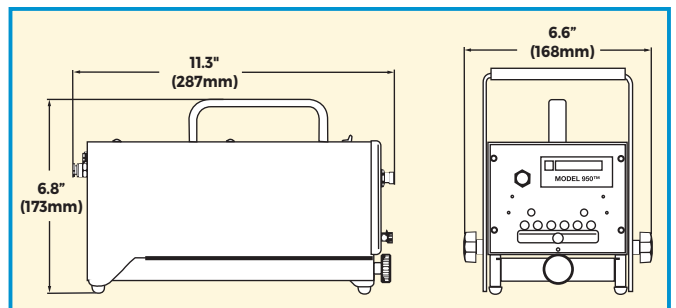
*3 ft. of wire for each wire stripping hole must be supplied at time of order.
 **Permanent Gripper Assembly, available for 45-950 or 45-950-1, helps with hard to grip wires and provides longer gripper life in high production usage. Permanent grippers require a factor installed custom face plate with grippers sized to match your specific wire sizes and must be specified at time of order. 3 ft. of wire for each wire stripping hole must be supplied at time of order.

| | | |
|------------------------|---|------------------------------------|
| Strip Lengths: | Min.: .125 in. (3mm) | Max.: .630 in. (16mm) |
| Capacities | Min.: 30 AWG (.05mm ²) | Max.: 10 AWG (6.0mm ²) |
| Accuracy: | Meets Military specifications in most applications. | |
| Voltage: | 12V required for operation. 120V/60Hz transformer supplied as standard. For 220V/50Hz application, order 45-951 transformer | |
| Air Pressure: | 65 PSI max. | |
| Air Filter: | Recommended, but not required. | |
| Blade Type: | Heat treated steel knife or die-type blades are available | |
| Guide Bushings: | Precision molded and machined Delrin® | |
| Dimensions | Width: 6.6 in. (168mm) Depth: 11.3 in. (287mm) Height: 6.8 in. (173mm) | |
| Weight: | 13 lbs. (5.90 Kgs) | |
| Warranty: | 1-year limited warranty | |

Delrin® is a trademark of Dupont de Nemours, Inc.

| Description | Part No. |
|-----------------------------|------------------------|
| Standard blade and bushings | Consult Factory |
| Permanent Gripper Assembly | 45-950-4 |
| Air filter/regulator | 45-906 |
| 220V, 50Hz Transformer | 45-951 |
| T®-Cutter Wire Cutter | 45-260 |
| Hex Key Set | 691.020 |
| 12V Adapter (transformer) | K-7156 |

| Production Conditions | Piece/Hour | Hours/100 Pieces |
|----------------------------|-------------|------------------|
| Short Strip 1/8 in. (3mm) | 2,200-3,000 | .033-.040 |
| Medium Strip 1/4 in. (6mm) | 2,000-2,200 | .046-.056 |
| Long Strip 1/2 in. (13mm) | 1,500-1,700 | .059-.067 |



PNEUMATIC WIRE STRIPPERS

- Hand-held pneumatic powered wire strippers for various single wire conductors
- Interchangeable blade offers versatility using either the Custom Stripmaster® Die-Type blade series for Mil-Spec wire stripping applications or the standard Stripmaster® Knife-Type blade series for general purpose wire stripping
- Rotating stripping head for ease of left-hand or right-hand operation
- Adjustable Speed Control allows the operator to regulate the speed of the stripping operation
- In-line stripping reduces potential blade contact with conductors

Standard Pneumatic Wire Stripper

- Uses Custom Stripmaster® and standard Stripmaster® 16-30 AWG blades.
- Blades sold separately.
- Refer to specification charts for Stripmaster® and Custom Stripmaster® blade selection.
- For Mil-Spec blades not referenced in this catalog, refer to the Aerospace Catalog or take advantage of our free Applications Engineering service for wire evaluation.



| Description | Part No. |
|----------------------------------|----------------|
| Standard Pneumatic Wire Stripper | 45-2530 |

Lite Pneumatic Wire Stripper

- Uses Custom Stripmaster® Lite and standard Stripmaster® Lite 16-30 AWG blades.
- Blades sold separately.
- Refer to specification charts for Stripmaster® Lite and Custom Stripmaster® Lite blade selection.
- For Mil-Spec blades not referenced in this catalog, refer to the Aerospace Catalog or take advantage of our free Applications Engineering service for wire evaluation.



| Description | Part No. |
|------------------------------|---------------|
| Lite Pneumatic Wire Stripper | 45-600 |

Heavy-Duty Pneumatic Wire Stripper

- Uses Custom Stripmaster® and standard Stripmaster® 10-30 AWG blades.
- Blades sold separately.
- Refer to specification charts for Stripmaster® and Custom Stripmaster® blade selection.
- For Mil-Spec blades not referenced in this catalog, refer to the Aerospace Catalog or take advantage of our free Applications Engineering service for wire evaluation.



| Description | Part No. |
|------------------------------------|---------------|
| Heavy-Duty Pneumatic Wire Stripper | 45-650 |

Pneumatic Wire Stripper Accessories

| Description | Part No. |
|--|----------------|
| Wire Stop (45-2530 & 45-650) | L-5270 |
| Wire Stop (45-600) | LB-1195 |
| Air Regulator (45-2530, 45-650 & 45-600) | 45-906 |

Technical Information

| | | 45-2530 | 45-600 | 45-650 |
|-------------------------------|----------|-----------------|----------------|----------------|
| Strip Lengths | Minimum: | | 1/8 in. | |
| | Maximum: | | 1/2 in. | |
| Dimensions | Length: | 6-5/8 in. | 7-7/8 in. | 8-7/8 in. |
| | Width: | 2 in. dia. | 1-1/2 in. dia. | 1-7/8 in. dia. |
| | Height: | 2-5/8 in. | 2-1/2 in. | 2-5/8 in. |
| | Weight: | 1.75 lb. | 1.65 lb. | 2.32 lb. |
| Air Requirements (5CFM/Cycle) | | .002 | .002 | .004 |
| PSI Requirements | | 80-120 PSI | 80-120 PSI | 95-120 PSI |
| Air Hose Length | | 9 ft. | | |
| Warranty | | 90-Day Warranty | | |



Rotating Stripping Head

FREE APPLICATION ENGINEERING SERVICE

Whatever your particular wire or cable preparation challenge, we're ready to assist you with practical solutions. Simply send us at least five feet of your wire or cable and complete the questionnaire below. Copy this form and mail to:

IDEAL INDUSTRIES, INC.
Precision Tool Lab
Attn: Wire Stripping Applications Analysis
1800 S. Prairie Drive; Sycamore, Illinois 60178

We'll quickly recommend a practical stripping or cutting solution designed to meet your needs. Remember, this is a free service that we're eager to provide whenever you need it.

For immediate assistance, call our Industrial Support Line at 800-324-9571 or e-mail industrial@idealindustries.com.

Wire Stripping Recommendations

Completion of this information is a request for recommended tools or equipment only and does not place the individual or the company inquiring under any obligation to purchase. This is a free service of IDEAL INDUSTRIES, INC., Sycamore, Illinois.

Please enclose at least **five feet of your wire or cable** and answer the following questions to expedite a reply for your particular application.

1. Method Preference:

A. Hand Type

B. Production Strippers

1. 45-950 Stripmaster® Model 950 Wire Stripper

2. Stripping Tolerance:

A. Precision

B. Non-Precision

3. Present Method: _____

4. Type of Insulation: _____

Customer Information

Please enclose business card or complete the following:

Name _____

Title _____

Company _____

Street _____

City _____ State _____ Zip _____

Phone _____ Fax _____

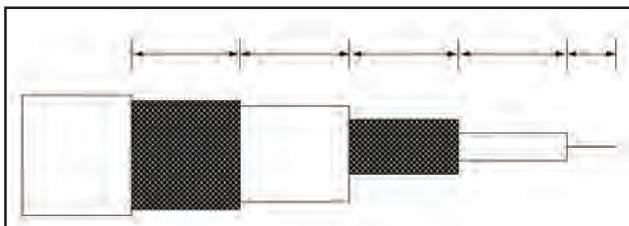
E-mail _____

5. Wire Gauge: _____

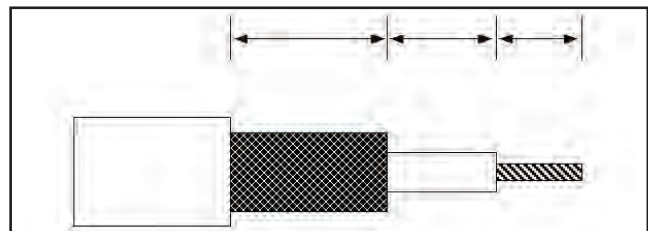
6. MIL-Spec: _____

7. Number of Strips per Day: _____

Triaxial Cable



Coax Cable



5. Remarks: _____

AEROSPACE

TEST & MEASUREMENT

For over 90 years, IDEAL INDUSTRIES, INC. has been enhancing the productivity and safety of electrician's who test, measure, or troubleshoot electrical systems. In 2021 we released a new line of testers with the professional electrician in mind. See our new additions in this catalog.

CIRCUIT TRACERS

| | |
|---------------------------------|-----|
| Kits..... | D-4 |
| Receivers..... | D-5 |
| Transmitter & Accessories | D-6 |

CIRCUIT BREAKER FINDERS FINDERS.....

D-9

CIRCUIT ANALYZER.....

D-12

CLAMP METERS

| | |
|---------------------------------|------|
| Features..... | D-14 |
| TightSight® Clamp Meters..... | D-17 |
| Conventional Clamp Meters | D-18 |
| Fork Meters..... | D-18 |

DIGITAL MULTIMETERS

| | |
|------------------|------|
| Features..... | D-20 |
| Multimeters..... | D-22 |

VOLTAGE TESTERS

| | |
|---------------------------|------|
| Voltage & Continuity..... | D-25 |
|---------------------------|------|

RECEPTACLE TESTERS.....

D-28

NON-CONTACT VOLTAGE TESTERS

| | |
|--------------------|------|
| Dual Range..... | D-31 |
| Single Range | D-31 |

INFRARED THERMOMETERS.....

D-33

SPECIALTY TESTERS

| | |
|---------------------------|------|
| Phase/Motor Rotation..... | D-35 |
| Insulation..... | D-35 |
| Ground Resistance | D-35 |
| Digital Light Meter | D-35 |

ACCESSORIES

| | |
|------------------------|------|
| Test Leads..... | D-36 |
| Carrying Cases..... | D-38 |
| Replacement Parts..... | D-39 |



IDEAL
61-757

Hz %
V AC
A
Hz
SEL
ZERO

100
True RMS

AC 79.42 A
6000 Count Display

COM
CAT IV 600V
CAT III 1000V

AC 79.42

SURETRACE™ CIRCUIT TRACER

Your IDEAL troubleshooting solution. Designed **to find** everything, while saving you time and money.

TEST & MEASUREMENT



**Finding Breakers
or Fuses**



Finding Shorts



Finding Conductors

CIRCUIT TRACER KIT OPTIONS AND PARTS

| KIT OPTIONS |  61-959 Receiver with Super-Bright OLED Rotating Display (90° increments) and inductive clamp and battery pack |  61-957 Receiver with Super-Bright OLED Rotating Display (90° increments) |  61-955 Receiver with Rotating Red LED Display (180° increments) |
|--|--|--|--|
| INDIVIDUAL COMPONENTS | 61-959 | 61-957 | 61-955 |
| RC-959 Receiver with Super-Bright OLED Display  | ✓ | ✓ | — |
| RC-955 Receiver with Red LED Display  | — | — | ✓ |
| TR-955 Transmitter Rated for Use on Circuits from 0 to 600V AC/DC  | ✓ | ✓ | ✓ |
| IC-958 BP-958 Inductive Clamp and Battery Pack For use on 0 to 120V circuits carrying less than 5 Amps.  | ✓ | — | — |
| TL-956 Test Lead Set  | ✓ | ✓ | ✓ |
| CR-959 Cradle for RC-959 and RC-955 Receivers  | Sold Separately | Sold Separately | Sold Separately |

TEST & MEASUREMENT

CIRCUIT TRACER RECEIVER FEATURES



RC-959



Super Bright OLED Display



Red LED Display



Exclusive Rotating Display

90° Increments (RC-959)
180° Increments (RC-955)



Four Levels of Sensitivity



Audible Indication



Low Battery Indicator



RC-955



TEST & MEASUREMENT



Finds Opens



Finds Conductors in Walls, Ceilings and Floors



Finds Dead Shorts

0-600V AC or DC Lead Set included.

CIRCUIT TRACER TRANSMITTER FEATURES



CertainCircuit™
(TR-955)

CertainCircuit™

After the correct breaker has been identified and tripped, the transmitter senses the loss of power and sends a different signal back to the receiver at the panel to give the user confidence that the right circuit has been de-energized.



Energized



De-energized

Traces de-energized circuits



Inductive Clamp for when direct contact with alligator clips is not possible



TR-955



Inductive Clamp & Battery Pack
(For use on circuits carrying up to 120V AC w/less than 5 Amps)
IC-958 | BP-958



Cradle
(For use on RC-955 & RC-959 Receivers)
CR-959



Tracer Test Lead Set
TL-956

- 3 Ft. Lead Adapter for Transmitter (set of 2)
- 25 ft. Lead Adapter for Transmitter
- Alligator Clips (set of 2)
- Blade Prongs
- Prong for Lead Adapters
- Outlet Plug Adapter for Transmitter

CIRCUIT BREAKER FINDERS



TEST & MEASUREMENT

CIRCUIT BREAKER FINDERS FEATURES

GFCI Trip
Transmitter for #61-534
GFCI Wiring Indicators
CORRECT WIRING

Non-Contact Voltage Tester

LED Indicators

Audible Tone

61-534
#61-534
Circuit Breaker Finder
with Digital Receiver

61-532
#61-532
Transmitter for #61-532
120V AC Circuit Breaker Finder

Live Circuit Indication

Polarity & Live Circuit Indication



Lead Adapter Kit

Provides adapters for use in lighting fixtures.



TL-532A

Test Lead & Adapter Kit

TEST & MEASUREMENT

CIRCUIT BREAKER FINDERS



61-534

Transmitter

Triple Function - Signal Transmitter, Polarity Indicator & GFCI Receptacle Tester



61-534

Receiver

Dual Function - Non-Contact Voltage Tester & Breaker Finder



NEW

61-532

Transmitter



61-532

Receiver

CIRCUIT BREAKER FINDER SELECTION GUIDE



| TRANSMITTER FEATURES | 61-534 | 61-532 |
|---|-------------------------|-------------------------|
| CAT Rating (Safety) | CAT II 300V | CAT II 300V |
| Listing | UL 1436 | UL 1436 |
| Line Voltage | Line Powered (120V AC) | Line Powered (120V AC) |
| Supply Frequency | 47-63Hz | 47-63Hz |
| Weight | 50g (approx.) | 50g (approx.) |
| Pulse Amplitude | 18A (approx.) @ 120V | 18A (approx.) @ 120V |
| Pulse Rate | 4mS every 17ms (@ 60Hz) | 4mS every 17ms (@ 60Hz) |
| Power Consumption | 200mW max. @ 120V AC | 200mW max. @ 120V AC |
| Operating Temperature | 32° - 122°F (0 to 50°C) | 32° - 122°F (0 to 50°C) |
| GFCI | ✓ | — |
| Polarity Indication | ✓ | — |
| RECEIVER FEATURES | | |
| Visual and Audible Indicators | ✓ | ✓ |
| Low Battery Indication | ✓ | ✓ |
| Auto Power Off (after 10 mins. of no activity) | ✓ | ✓ |
| Battery Type (included) | 9V | 9V |
| Weight | 0.2 lbs. (w/o battery) | 0.2 lbs. (w/o battery) |
| Warranty | 2-Year* | 2-Year* |
| ACCESSORIES | | |
| Light Socket and 3-prong to 2-prong Adapters, Alligator Clips | TL-532A | TL-532A |

Specifications are subject to change without notice.

SURETEST™ CIRCUIT ANALYZER

Your **IDEAL Branch Circuit Troubleshooting Solution**. Designed to test voltage drop and circuit integrity, while saving you time and money.



TEST & MEASUREMENT



SURETEST® CIRCUIT ANALYZER FEATURES



61-164
Circuit Analyzer



Displays Voltage Drop
at 12, 15 & 20 Amps



Displays Impedance
of hot, neutral & ground



Displays H N G
polarity



Detects and Displays
false or "bootleg"
ground



Displays
neutral to ground voltage



Trips GFCI
at 6mA or 30mA



True RMS
Line Voltage



Estimated Load
on Line in Amps

TEST & MEASUREMENT

SURETEST® SPECS

| SURETEST® CIRCUIT ANALYZER SPECIFICATIONS | | 61-164 | | |
|--|--------------|--|--------------------|----------|
| | | Description | Range & Resolution | Accuracy |
| TRANSMITTER FEATURES | | | | |
| CAT Rating (Safety) | CAT III 300V | — | | |
| Listing | cULus | — | | |
| AC Voltage (Note: The 61-164 is protected to 265V AC but should be unplugged immediately if plugged into a mis-wired outlet. It is intended for use on 120V AC circuits only.) Do not press any buttons. | — | 85.0 - 265.0 VAC (Unplug if 240V AC is displayed and correct wiring.) | 1.0% | |
| Frequency | — | 45.0 - 65.0 Hz | 1.0% | |
| Impedance | — | 0.00 - 3.00 Ω | 5.0% | |
| Neutral Ground Voltage | — | 0.0 - 24.0V AC | 2.0% | |
| % Voltage Drop 12A, 15A, 20A Load Tests | — | 0.1% - 50.0% | 5.0% | |
| GFCI mA Trip Level & Time to Trip in Milliseconds | — | 6.0 - 9.0 mA 0.0 - 6500 mS | 2.0% | |
| Warranty | 2-Year* | — | | |
| ACCESSORIES | | Part No. | | |
| Ground Continuity Adapter (For checking grounding of cabinets, etc.) | | 61-175 | | |
| Isolated Ground Adapter (For determining whether receptacle has an isolated ground.) | | 61-176 | | |
| Alligator Clip Adapter (For connection to circuits other than outlets.) | | 61-183 | | |
| 1' Extension Cord (included) | | 61-182 | | |
| Nylon Carrying Case (included) | | 61-179 | | |

IMPORTANT: This circuit analyzer is intended for use by qualified electricians. Follow the NFPA 70E Standard for Electrical Safety in the Workplace when using this tester. Always consult the instruction manual provided with the tester for operational limitations and procedures associated with a specific tester.

Specifications are subject to change without notice.



61-183
Alligator Clip Adapter
for 61-164
Circuit Analyzer



61-175
Ground Continuity
Adapter for 61-164
Circuit Analyzer



61-176
Isolated Ground
Adapter for 61-164
Circuit Analyzer



61-182
1' Extension Cord
for 61-164
Circuit Analyzer

CLAMP METERS

TEST & MEASUREMENT



NEW CLAMP METER FEATURES

Non-Contact Voltage Tester
Screen displays
Electromagnetic Field (EF)

Flashlight

Built-In Probe Tip Holder

Universal Magnetic Strap Clip

Overmolded Industrial Grip
2M Drop (model specific)

Backlit Displays

Patented TightSight™ Backlit Display eliminates need to bend or twist conductors or place your head near or in the panel and allows you to easily read the bottom display when taking all measurements.

61-757 | 61-747

SN 2041087457
Made in China

WARNING
TO AVOID ELECTRICAL SHOCK, REMOVE TEST LEADS BEFORE REPLACING BATTERIES OR OPENING CASE.
AVERTISSEMENT
POUR EVITER UN CHOC ELECTRIQUE, IL EST NECESSAIRE DE RESTER LES CONDONS DE MESURE AVANT DE REMPLACER LES BATTERIES OU D'OUVRIR LA CASE.
BATTERY: 3x AAA1.5Vx3
BATTERIE: 3x AAA1.5Vx3
LISTED
REASSURE (INDUSTRY)
1008
IDEAL INDUSTRIES, INC.

CAT IV 600V
CAT III 1000V
CAT III 1000V
UL US LISTED

TEST & MEASUREMENT

FORK METER FEATURES

TEST & MEASUREMENT



Non-Contact Voltage Indication
Built in Clamp Tip



0.75 in. (19mm) Jaw Opening



Flashlight/Backlight




Probe Storage & Lead Holders
(on back)



Delta
(difference from original reading)



Max./Min.



61-415 | 61-405



Patented TightSight™ Backlit Display eliminates need to bend or twist conductors or place your head near or in the panel and allows you to easily read the bottom display when taking measurements



TIGHTSIGHT® CLAMP METERS



61-775
1000A AC/DC
Clamp Meter
TightSight™ w/Backlight
CAT IV 600V | CAT III 1000V



61-765
660A AC/DC
Clamp Meter
TightSight™ w/Backlight
CAT IV 600V | CAT III 1000V



61-757
600A AC/DC
Clamp Meter
TightSight™ w/Backlight
& Flashlight
CAT IV 600V | CAT III 1000V



61-747
400A AC/DC
Clamp Meter
TightSight™ w/Backlight
& Flashlight
CAT III 600V



61-415
200A AC/DC
Split Jaw Meter
TightSight™ w/Backlight
& Flashlight
CAT IV 600V | CAT III 1000V

CONVENTIONAL CLAMP METERS



61-744
400A AC Clamp Meter
4000 Count & Flashlight
CAT III 600V



61-737
400A AC Clamp Meter
4000 Count w/Backlight
CAT III 600V



61-405
200A AC Split Jaw Meter
w/Backlight & Flashlight
CAT III 600V

CLAMP METER ACCESSORIES



TL-757
Test Leads
w/Alligator Clips



UMHS-757
Universal Magnetic
Hanging Strap



TC-757
Thermocouple



C-757
Nylon Carrying Case

IMPORTANT: The clamp meters on this page are intended for use by qualified electricians. Follow the NFPA 70E Standard for Electrical Safety in the workplace when using this tester. Always consult the instruction manual provided with the tester for operational limitations and procedures associated with a specific tester.

CLAMP METER SELECTION GUIDE



61-775

61-765





61-757

61-747

FEATURES

| | | | | |
|----------------------------------|------------------------------|------------------------------|----------------------------------|----------------------------------|
| CAT Rating (Safety) | CAT IV 600V CAT III 1000V | CAT IV 600V CAT III 1000V | CAT IV 600V CAT III 1000V | CAT IV 600V CAT III 1000V |
| Listing | cULus, CE, RCM | cULus, CE, RCM | cULus, CE, RCM | cULus, CE, RCM |
| Drop Protection | | | 6.6 ft. (2m) | 6.6 ft. (2m) |
| Clamp/Jaw Opening | 2.0 in. (50.8mm) | 1.5 in. (38mm) | 1.4 in. (35.5mm) | 1.4 in. (35.5mm) |
| AC Voltage (Volts) | 750V | 750V | 600V | 600V |
| DC Voltage (Volts) | 750V | 750V | 1000V | 600V |
| AC Current (Amps) | 1000A | 660A | 600A | 400A |
| DC Current (Amps) | 1000A | 660A | 600A | 400A |
| Ohms (Resistance) | 999.9Ω | 999.9Ω | 60MΩ | 40MΩ |
| AC Millivolts | — | — | 6000 | 4000 |
| DC Millivolts | — | — | 6000 | 4000 |
| True RMS | ✓ | ✓ | ✓ | ✓ |
| High Voltage Alarm | ✓ | ✓ | ACV/DCV >30V | ACV/DCV >30V |
| Audible Continuity | ✓ | ✓ | ✓ | ✓ |
| Visual Continuity | ✓ | ✓ | ✓ | ✓ |
| Backlight | ✓ | ✓ | ✓ | ✓ |
| Temperature | — | — | -40°F ~ 1832°F -40°C ~ 1000°C | -40°F ~ 1832°F -40°C ~ 1000°C |
| Low Impedance (LoZ) | — | — | ✓ | — |
| NCV | — | — | 40-600V | 40-600V |
| Auto Ranging | ✓ | ✓ | ✓ | ✓ |
| Range Hold | — | — | ✓ | ✓ |
| Data Hold | ✓ | ✓ | ✓ | ✓ |
| Relative | ✓ | ✓ | ✓ | ✓ |
| Diode Test | — | — | ✓ | ✓ |
| Capacitance Test | ✓ | ✓ | 6.000mF | 4.000mF |
| Frequency / Duty Cycle | ✓ | ✓ | 10Hz-9.999KHz | 10Hz-9.999KHz |
| Max / Min | ✓ | ✓ | ✓ | ✓ |
| Magnetic Strap Mount | — | — | ✓ | ✓ |
| Test Probe Holder | — | — | ✓ | ✓ |
| Flashlight | — | — | ✓ | ✓ |
| Auto-Power Off (APO) | ✓ | ✓ | ✓ | ✓ |
| APO Disable | ✓ | ✓ | ✓ | ✓ |
| Low Battery Indication | ✓ | ✓ | ✓ | ✓ |
| Battery Type (included) | 1 x 9 Volt | 1 x 9 Volt | 3 x 1.5V AAA | 3 x 1.5V AAA |
| Bottom LCD Display | ✓ | ✓ | ✓ | ✓ |
| LCD Display Count | 9999 | 9999 | 6000 | 4000 |
| Warranty | 2-Year* | 2-Year* | 2-Year* | 2-Year* |
| ACCESSORIES | | | | |
| Leads & Alligator Clips (TL-757) | Included | Included | Included | Included |

Specifications are subject to change without notice.

| CLAMP METER SELECTION GUIDE |  |  NEW |  NEW |  NEW |
|--------------------------------|---|--|---|--|
| | 61-744 | 61-737 | 61-415 | 61-405 |
| FEATURES | | | | |
| CAT Rating (Safety) | CAT III 600V | CAT III 600V | CAT IV 600V CAT III 1000V | CAT IV 600V CAT III 1000V |
| Listing | cULus, CE, RCM | cULus, CE, RCM | cULus, CE, RCM | cULus, CE, RCM |
| Drop Protection | | 3.3 ft. (1m) | 6.6 ft. (2m) | 6.6 ft. (2m) |
| Clamp/Jaw Opening | 1.45 in. (36.5mm) | 1.4 in. (35.5mm) | 0.75 in. (19mm) | 0.75 in. (19mm) |
| AC Voltage (Volts) | 600V | 600V | 1000V | 1000V |
| DC Voltage (Volts) | 600V | 600V | 1000V | 1000V |
| AC Current (Amps) | 600A | 400A | 200A | 200A |
| DC Current (Amps) | — | — | 200A | — |
| Ohms (Resistance) | 40MΩ | 40MΩ | 60MΩ | 60MΩ |
| AC Millivolts | — | 4000 | ✓ | ✓ |
| DC Millivolts | — | 4000 | ✓ | ✓ |
| True RMS | — | ✓ | ✓ | ✓ |
| High Voltage Alarm | — | ACV/DCV >30V | ACV/DCV >30V | ACV/DCV >30V |
| Audible Continuity | ✓ | ✓ | ✓ | ✓ |
| Visual Continuity | — | ✓ | ✓ | ✓ |
| Backlight | — | ✓ | ✓ | ✓ |
| Temperature | — | -40°F ~ 1832°F -40°C ~ 1000°C | — | — |
| Low Impedance (LoZ) | — | — | — | — |
| NCV | 70-600V | 40-600V | 40-600V | 40-600V |
| Auto Ranging | ✓ | ✓ | ✓ | ✓ |
| Range Hold | ✓ | ✓ | ✓ | ✓ |
| Data Hold | ✓ | ✓ | ✓ | ✓ |
| Relative | — | ✓ | ✓ | ✓ |
| Diode Test | — | ✓ | ✓ | ✓ |
| Capacitance Test | — | 400.0μF | 6.000mF | 6.000mF |
| Frequency / Duty Cycle | — | 10Hz-9.999KHz | — | — |
| Max / Min | — | ✓ | ✓ | ✓ |
| Magnetic Strap Mount | — | ✓ | ✓ | ✓ |
| Test Probe Holder | — | ✓ | ✓ | ✓ |
| Flashlight | — | — | ✓ | ✓ |
| Auto-Power Off (APO) | ✓ | ✓ | ✓ | ✓ |
| APO Disable | — | — | ✓ | ✓ |
| Low Battery Indication | ✓ | ✓ | ✓ | ✓ |
| Battery Type (included) | 2 x 1.5V AAA | 3 x 1.5V AAA | 2 x 1.5V AAA | 2 x 1.5V AAA |
| Bottom LCD Display | — | — | ✓ | — |
| LCD Display Count | 4000 | 4000 | 6000 | 6000 |
| Warranty | 2-Year* | 2-Year* | 2-Year* | 2-Year* |
| ACCESSORIES | | | | |
| Leads, Case & Batteries | Leads only | Included | Included | Included |
| Thermocouple (TC-757) | — | Included | — | — |

Specifications are subject to change without notice.

*VISIT WWW.IDEALIND.COM FOR WARRANTY DETAILS.

DIGITAL MULTIMETERS



TEST & MEASUREMENT

DIGITAL MULTIMETER FEATURES



Non-Contact Voltage Tester
Built in



Non-Contact Voltage, High Voltage, Visual Indications, Augment Audible Indication
(61-357, 61-347, 61-337)



Backlit Display
(all models)




Temperature
(61-357, 61-347, 61-337)



Probe Holder Storage
All Models



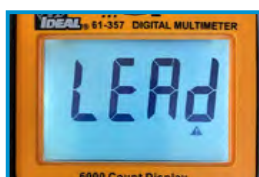
Universal Magnetic Strap Clip
All Models



Removable Boot
All Models



FUSE Notification
(61-357, 61-347, 61-337)



LEAD Warning
(61-357, 61-347, 61-337)



Bar Graph
(61-357 only)

TEST & MEASUREMENT

DIGITAL MULTIMETERS



61-357

1000V Auto Range TRMS
6000 Count Display Multimeter
w/NCVT, Temp, Bar Graph & LoZ
CAT IV 600V | CAT III 1000V



61-347

1000V Auto Range TRMS
6000 Count Display
Multimeter w/NCVT, & Temp
CAT IV 600V | CAT III 1000V



61-337

600V Auto Range
Multimeter w/NCVT & Temp
CAT III 600V



61-327

600V Manual Range
Multimeter w/NCVT CAT III 600V



ACCESSORIES

TEST & MEASUREMENT



TL-757
Test Leads



UMHS-757
Universal Magnetic
Hanging Strap







TC-757
Thermocouple



F-347-357P
11A (1000V) & 600mA (1000V)
Fuses for 61-347 & 61-357



F-337P
10A (600V) & 400mA (600V)
Fuses for 61-337

| DIGITAL MULTIMETER SELECTION GUIDE |  NEW |  NEW |  NEW |  NEW |
|---------------------------------------|---|---|---|---|
| | 61-357 | 61-347 | 61-337 | 61-327 |
| FEATURES | | | | |
| CAT Rating (Safety) | CAT IV 600V CAT III 1000V | CAT IV 600V CAT III 1000V | CAT III 600V | CAT III 600V |
| Listing | cULus, CE, RCM | cULus, CE, RCM | cULus, CE, RCM | cULus, CE, RCM |
| Drop Protection | 6.6 ft. (2m) | 6.6 ft. (2m) | 3.3 ft. (1m) | 3.3 ft. (1m) |
| Ingress Protection | IP52 | IP52 | — | — |
| AC Voltage (Volts) | 1000V | 1000V | 600V | 600V |
| DC Voltage (Volts) | 1000V | 1000V | 600V | 600V |
| AC Current (Amps) | 10A | 10A | 10A | — |
| DC Current (Amps) | 10A | 10A | 10A | — |
| Ohms (Resistance) | 60MΩ | 60MΩ | 40MΩ | 4MΩ |
| AC Millivolts | 6000 | 6000 | 4000 | — |
| DC Millivolts | 6000 | 6000 | 4000 | 4000 |
| AC Milliamps | 6000 | 6000 | 4000 | — |
| DC Milliamps | 6000 | 6000 | 4000 | — |
| AC Microamps | 6000 | 6000 | 4000 | — |
| DC Microamps | 6000 | 6000 | 4000 | — |
| True RMS | ✓ | ✓ | — | — |
| High Voltage Alarm | ACV/DCV >30V | ACV/DCV >30V | ACV/DCV >30V | ACV/DCV >30V |
| Audible Continuity | ✓ | ✓ | ✓ | ✓ |
| Visual Continuity | ✓ | ✓ | ✓ | ✓ |
| Backlight | ✓ | ✓ | ✓ | ✓ |
| Temperature | -40 ~ 1832°F -40 ~ 1000°C | -40 ~ 1832°F -40 ~ 1000°C | -40 ~ 1832°F -40 ~ 1000°C | — |
| Low Impedance (LoZ) | ✓ | — | — | — |
| NCV | ✓ | ✓ | ✓ | — |
| Auto Ranging | ✓ | ✓ | ✓ | — |
| Range Hold | ✓ | ✓ | ✓ | — |
| Data Hold | ✓ | ✓ | ✓ | ✓ |
| Diode Test | ✓ | ✓ | ✓ | ✓ |
| Capacitance Test | 6000 μF | 6000 μF | 4000 μF | — |
| Frequency / Duty Cycle | 10Hz - 9.99 KHz | 10Hz - 9.99 KHz | 10Hz - 9.99 KHz | 10Hz - 9.99 KHz |
| Max / Min | ✓ | ✓ | ✓ | — |
| Magnetic Strap Mount | ✓ | ✓ | ✓ | ✓ |
| Test Probe Holder | ✓ | ✓ | ✓ | ✓ |
| Auto-Power Off | ✓ | ✓ | ✓ | ✓ |
| APO Disable | ✓ | ✓ | ✓ | ✓ |
| Low Battery Indication | ✓ | ✓ | ✓ | ✓ |
| Battery Type (Included) | 3 x 1.5V AAA | 3 x 1.5V AAA | 3 x 1.5V AAA | 3 x 1.5V AAA |
| LCD Display Count | 6000 | 6000 | 4000 | 2000 |
| Lead Warning | ✓ | ✓ | ✓ | — |
| Fuse Notification | ✓ | ✓ | ✓ | — |
| Bar Graph | ✓ | — | — | — |
| Battery Test | — | — | — | ✓ |
| Warranty | 2-Year* | 2-Year* | 2-Year* | 2-Year* |
| Accessories | | | | |
| Leads, Case & Temp. Sensor | Included | Included | Included | Leads Only |
| Thermocouple (TC-757) | Included | Included | Included | — |

Specifications are subject to change without notice.

VOLTAGE TESTERS



TEST & MEASUREMENT



VOLTAGE TESTER FEATURES




61-557



UMHS-757
Universal Magnetic Hanging Strap



TL-757
Test Leads



TEST & MEASUREMENT

VOLTAGE TESTERS



61-557

Voltage and Continuity Tester
w/LCD, GFCI, Flashlight & NCVT
6-600V AC/DC
CAT IV 600V



61-547

8 Level AC/DC Voltage Indicator
with Polarity Indicator
12-600V DC | 24-600V AC
CAT III 600V



61-076

Vol-Con® Voltage/Continuity Tester
5-600V AC/DC
CAT III 600V



61-065

Vol-Test® Voltage Tester
100-600V AC/DC
CAT III 600V



VOLTAGE TESTER SELECTION GUIDE

Specifications are subject to change without notice.



NEW



NEW



| | 61-557 | 61-547 | 61-076 | 61-065 |
|-------------------------|---------------------|---------------|--------------------|--------------------|
| FEATURES | | | | |
| CAT Rating (Safety) | CAT IV 600V | CAT III 600V | CAT III 600V | CAT III 600V |
| Listing Preferred | cULus, CE | cULus, CE | cULus | cULus |
| Drop Protection | 6.6 ft. (2m) | 6.6 ft. (2m) | | |
| Ingress Protection | IP42 | IP42 | — | — |
| AC Voltage (Volts) | 6 ~ 600 | 24 ~ 600 | 5 ~ 600 | 100 ~ 600 |
| DC Voltage (Volts) | 6 ~ 600 | 12 ~ 600 | 5 ~ 600 | 100 ~ 600 |
| High Voltage Alarm | ACV >36 or DCV >50V | ACV/DCV ≥ 36V | — | — |
| Audible Continuity | ✓ | — | — | — |
| Visual Continuity | ✓ | — | ✓ | — |
| Low Impedance (LoZ) | ✓ | — | ✓ | ✓ |
| NCV | 90-600V AC | — | — | — |
| Auto Ranging | ✓ | — | — | — |
| Magnetic Strap Mount | ✓ | ✓ | — | — |
| Test Probe Holder | ✓ | ✓ | ✓ | ✓ |
| Flashlight | ✓ | — | — | — |
| Auto-Power Off (APO) | ✓ | — | — | — |
| Low Battery Indicator | ✓ | — | — | — |
| Battery Type (included) | 3 x 1.5V AAA | — | 4 x 1.5V LR44 | — |
| LCD Display Count | 600 | — | — | — |
| Backlight | ✓ | — | — | — |
| DC Polarity Indication | ✓ | ✓ | ✓ | — |
| Leads | Removable | Fixed | Removable | Removable |
| GFCI Test | ✓ | — | — | — |
| Display | LCD | Neon Lamps | Indicator Movement | Indicator Movement |
| Warranty | 2-Year* | 2-Year* | 2-Year* | 2-Year* |
| ACCESSORIES | | | | |
| Test Leads | TL-757 | — | 61-070 | 61-070 |
| Magnetic Hanging Strap | UMHS-757 | UMHS-757 | — | — |

TEST & MEASUREMENT

RECEPTACLE TESTERS



TEST & MEASUREMENT

RECEPTACLE TESTER FEATURES



Digital Voltage Readout
Provides Voltage Level at Outlet



GFCI Test w/Indicator Light



On/Off Button
Confirms Tester is Working

TEST & MEASUREMENT



Green Lights
Indicate Correct Wiring



Red Lights
Indicate Incorrect Wiring



LEDs Easily Visible
Plugged in or rotated to fit receptacles.

RECEPTACLE TESTERS



61-517
120V AC GFCI
Receptacle/Voltage
Tester
CAT II 150V AC



61-051
E-Z Check® Plus
GFCI Circuit
Tester



61-035
E-Z Check®
Circuit Tester



61-501
GFCI Receptacle
Tester



| RECEPTACLE TESTER SELECTION GUIDE | | | | |
|-----------------------------------|---------|---------|---------|---------|
| | | | | |
| FEATURES | | | | |
| Voltage Rating | 120V AC | 120V AC | 120V AC | 120V AC |
| Polarity Indication | ✓ | ✓ | ✓ | ✓ |
| GFI Trip | ✓ | ✓ | — | ✓ |
| UL Listed | ✓ | ✓ | ✓ | ✓ |
| Made in the USA | — | ✓ | ✓ | — |
| Premium Neon Lamps | — | ✓ | ✓ | ✓ |
| LCD Display | ✓ | — | — | — |
| Warranty | 2-Year* | 2-Year* | 2-Year* | 1-Year |

Specifications are subject to change without notice.

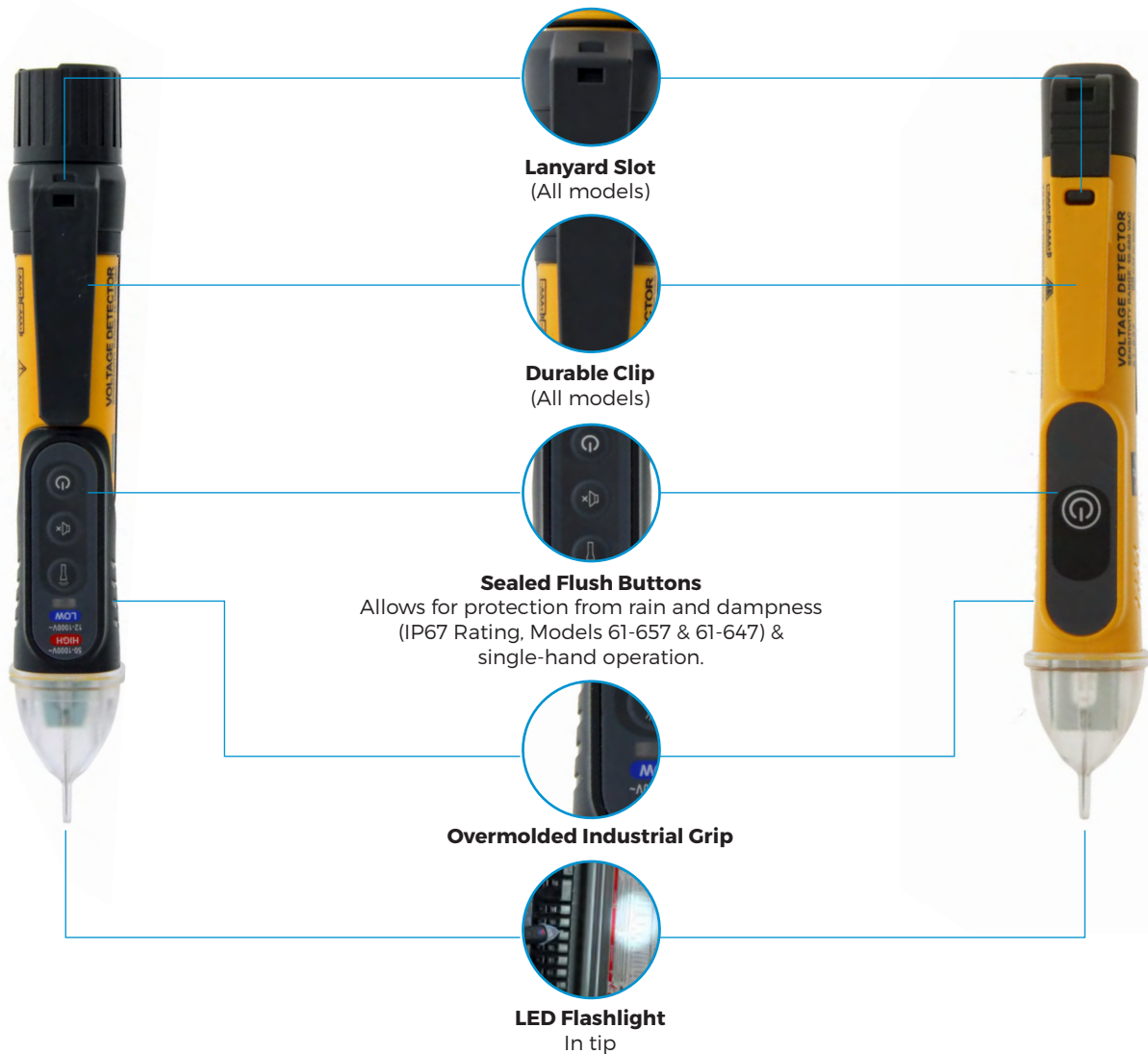
TEST & MEASUREMENT

NON-CONTACT VOLTAGE TESTERS

TEST & MEASUREMENT



NON-CONTACT VOLTAGE TESTER FEATURES




Dual Range on 61-657 only.



Standard Voltage Range
Indicated by a Red LED



Power On
Indicated by a Green LED



Low Voltage Range
Indicated by a Blue LED



Presence of Voltage
Indicated by a Flashing Red LED & Audible Tone

NON-CONTACT VOLTAGE TESTERS



61-657
Dual Range
12 to 1000V AC
NCVT w/Flashlight
CAT IV 1000V



61-647
Single Range
50 to 1000V AC
NCVT w/Flashlight
CAT IV 1000



61-637
Single Range
24 to 600V AC
NCVT w/Flashlight
CAT IV 600



61-627
Single Range
50 to 600V AC
NCVT
CAT IV 600V



TEST & MEASUREMENT

| NON-CONTACT VOLTAGE TESTER SELECTION GUIDE | NEW | | | |
|--|------------------------|------------------------|------------------------|------------------------|
| | 61-657 | 61-647 | 61-637 | 61-627 |
| FEATURES | | | | |
| CAT Rating (Safety) | CAT IV 1000V | CAT IV 1000V | CAT IV 600V | CAT IV 600V |
| Listing | cULus, CE, RCM | cULus, CE, RCM | cULus, CE, RCM | cULus, CE, RCM |
| Voltage Sensing Range | 12 ~ 1000V AC | 50 ~ 1000V AC | 24 ~ 600V AC | 50 ~ 600V AC |
| Dual Range | ✓ | — | — | — |
| Flashlight | ✓ | ✓ | ✓ | — |
| Drop Protection | 6.6 ft. (2m) | 6.6 ft. (2m) | 3.3 ft. (1m) | 3.3 ft. (1m) |
| Ingress Protection | IP67 | IP67 | — | — |
| Dual Range Sensitivity | ✓ | — | — | — |
| Audible Indication | ✓ | ✓ | ✓ | ✓ |
| Audible Defeat | ✓ | ✓ | ✓ | — |
| Visual Indication | Green On, Flashing Red | Green On, Flashing Red | Green On, Flashing Red | Green On, Flashing Red |
| Visual Range Indicator | Blue Low, Red High | — | — | — |
| Lanyard Compatible | ✓ | ✓ | ✓ | ✓ |
| Auto-Power Off (APO) | ✓ | ✓ | ✓ | ✓ |
| Low Battery Indication | ✓ | ✓ | ✓ | ✓ |
| Battery Type (included) | 2 x 1.5V AAA | 2 x 1.5V AAA | 2 x 1.5V AAA | 2 x 1.5V AAA |
| Warranty | 2-Year* | 2-Year* | 2-Year* | 2-Year* |

Specifications are subject to change without notice.

INFRARED THERMOMETERS




TEST & MEASUREMENT

INFRARED THERMOMETER FEATURES



Dual Laser Targeting

61-847
Dual Laser Targeting
12:1 Infrared
Thermometer



Overmolded Industrial Grip



Single Laser Targeting

61-827
Single Laser Targeting
10:1 Infrared
Thermometer



Complies with 21 CFR 1040.10 and 1040.11 except for conformance with IEC 60825-1 Ed. 3 as described in Laser Notice No. 56 dated May 8, 2019.

Specifications are subject to change without notice.

INFRARED THERMOMETER SELECTION GUIDE

NEW



NEW



61-847

61-827

FEATURES

| | 61-847 | 61-827 |
|---------------------------------------|---------------------------------|--------------------------------|
| Certification | CLASS 2, IEC 60825-1:2014 | CLASS 2, IEC 60825-1:2014 |
| Wavelength | 630nm-670nm | 630nm-670nm |
| Output | < 1mW | < 1mW |
| Listing | cULus, CE | cULus, CE |
| Drop Protection | 6.6 ft. (2m) | 3.3 ft. (1m) |
| Optical Resolution (distance-to-spot) | 12 : 1 | 10 : 1 |
| Measurement Range | -26F° to 932°F (-32C° to 500°C) | -4F° to 752°F (-20°C to 400°C) |
| Laser Targeting | Dual | Single |
| Auto Scan | ✓ | — |
| Max/Min/Avg/Diff | ✓ | — |
| High/Low Alarm | ✓ | — |
| Data Hold | ✓ | ✓ |
| Lock-on (for continuous measurements) | ✓ | — |
| Emissivity | 0.10 - 1.00 Adjustable | 0.95 Fixed |
| Backlit Display | ✓ | ✓ |
| Display | LCD | LCD |
| Auto Power-Off | ✓ | ✓ |
| Selectable Celsius / Fahrenheit | ✓ | ✓ |
| Battery Type (included) | 2 x 1.5V AAA | 2 x 1.5V AAA |
| Low Battery Indicator | ✓ | ✓ |
| Response Time | 250 ms | 500 ms |
| Spectral Response | 8 to 14µm | 8 to 14µm |
| Warranty | 2-Year* | 2-Year* |

TEST & MEASUREMENT

SPECIALTY TESTERS



61-520
3-Phase Sequence
Tester



61-521
3-Phase Motor/Rotation
Tester



61-797
Insulation Meter
w/PI, DAR



61-795
Insulation Tester



61-796
3-Pole Ground
Resistance Tester



61-920
Ground Resistance
Clamp Meter



61-686
Digital Light
Meter



TEST & MEASUREMENT

| PHASE ROTATION SELECTION GUIDE | | |
|--------------------------------|---------|---------|
| | 61-520 | 61-521 |
| FEATURES | | |
| Motor Rotation | — | ✓ |
| Phase Rotation | ✓ | ✓ |
| 120 to 600V AC | ✓ | ✓ |
| Color Coded Leads | ✓ | ✓ |
| Detachable Leads | — | ✓ |
| Warranty | 2-Year* | 2-Year* |
| ACCESSORIES (Included) | | |
| Test Leads | | TL-521 |



TL-521
Test Lead Set

| INSULATION TESTER SELECTION GUIDE | | |
|-----------------------------------|------------------|-------------------------|
| | 61-795 | 61-797 |
| FEATURES | | |
| Test Voltage | 250/500/1000V DC | 50/100/250/500/1000V DC |
| Voltage AC/DC | 0.1 - 600.0V | 0.1 - 600.0V |
| Continuity | 0.01 - 20.0 Ω | — |
| Resistance | 0.01Ω - 200.0 Ω | 0.01Ω - 40.00k Ω |
| Insulation Resistance | Up to 4000M Ω | Up to 20G Ω |
| Warranty | 2-Year* | 2-Year* |
| ACCESSORIES (Included) | | |
| Test Leads | TL-795 | TL-795 |
| Remote Probe | — | TL-797RP |



TL-795
Test Lead Set
w/Premium
Alligator Clips

TL-797RP
Remote Probe
Test Lead Set

| GROUND ROD TESTING SELECTION GUIDE | | |
|------------------------------------|------------|--------------------------|
| | 61-796 | 61-920 |
| FEATURES | | |
| 3 Point Fall of Potential Method | ✓ | — |
| Clamp on Technique | — | ✓ |
| Auto Ranging | — | ✓ |
| Measurement Range | 0 - 2000 Ω | 0 - 1200 Ω |
| Ground Leakage Current | — | 100mA/1000mA/ 15A/30A |
| Warranty | 2-Year* | 2-Year* |
| ACCESSORIES (Included) | | |
| Test Leads | TL-796 | — |



TL-796
Earth Resistance
Lead Set

| LIGHT METER SELECTION GUIDE | |
|---|---|
| | 61-686 |
| FEATURES | |
| Four Measurement Ranges | Up to 20,000 Foot Candles or 200,000 Lux |
| Data and Max Hold Modes | ✓ |
| Auto Zero Adjust | ✓ |
| Low Battery Indication | ✓ |
| Auto Power Off | ✓ |
| Remote Sensor w/59" attached Coiled Cable | ✓ |
| Warranty | 2-Year* |



Specifications are subject to change without notice.

ACCESSORIES



TL-532A
120V AC Circuit Breaker
Finder Adapter Kit

NEW



TL-757
Universal Test Leads
& Alligator Clips


NEW



UMHS-757
Universal Magnetic
Hanging Strap
(For use with 61-405, 61-415, 61-737,
61-747, 61-757, 61-327, 61-337, 61-347,
61-357, 61-547 & 61-557)



TC-757
Thermocouple



TL-521
Test Lead
Set



TL-796
Earth Resistance
Lead Set



TL-797RP
Remove Probe
Test Lead



TL-795
Test Leads w/
Alligator Clips
(premium)



61-070
Standard Test Leads
(for use with 61-076 & 61-065)



TL-956
Test Lead Set

TEST & MEASUREMENT

TEST LEAD SELECTION CHART

for this **TESTER**

▶ use these **TEST LEADS**

61-065
Vol-Test® Voltage Tester
61-076
Vol-Con® Voltage/
Continuity Tester



61-070
Standard
Vol-Con®
Test Leads



61-737 | 61-747 | 61-757
Digital Clamp Meters



TL-757
Test Lead
Set



UMHS-757
Magnetic Strap



61-405 | 61-415
Digital Split Jaw
Meters



TL-757
Test Lead
Set



UMHS-757
Magnetic Strap



61-557
Voltage Testers



TL-757
Test Lead
Set



UMHS-757
Magnetic Strap



61-521
3-Phase/Motor Rotation
Tester



TL-521
Test Lead Set



61-327 | 61-337
61-347 | 61-357
Digital
Multimeters



TL-757
Test Lead
Set



UMHS-757
Magnetic Strap



61-744
Clamp-Pro™ 600A
Clamp Meter



TL-757
Test Lead
Set



UMHS-757
Magnetic Strap



61-765
660A Clamp Meter
61-775
1000A Clamp Meter



TL-757
Test Lead
Set



TEST & MEASUREMENT

61-795
Insulation Tester



TL-795
Test Leads w/Alligator
Clips Premium



61-796
3-Pole Ground
Resistance Tester



TL-796
Earth Resistance
Lead Set



61-797
Insulation Tester



TL-795
Test Leads
w/Alligator Clips
Premium



TL-797RP
Remote Probe
Test Lead



TR-955
Transmitter for
SureTrace™ Circuit
Tracers



TL-956 Test Leads



CARRYING CASES



61-179
Nylon Carrying Case



C-90
Nylon Carrying Case



C-290
Nylon Carrying Case



C-760
Nylon Carrying Case



C-770
Nylon Carrying Case



C-357
Nylon Carrying Case

NEW



C-757
Nylon Carrying Case

NEW

| Selection Guide | | VOLTAGE TESTERS | | | 160 | 300 | | | | 400 | | 700 | | | 740 | 770 | 790 |
|-----------------|---------------------|-----------------|--------|--|--------|--------|--------|--------|--------|--------|--------|--------|--------|--------|--------|--------|--------|
| | | 61-065 | 61-076 | | 61-164 | 61-327 | 61-337 | 61-347 | 61-357 | 61-405 | 61-415 | 61-727 | 61-757 | 61-747 | 61-757 | 61-744 | 61-775 |
| 61-179 | Nylon Carrying Case | | | | • | | | | | | | | | | | | |
| C-90 | Nylon Carrying Case | • | • | | | | | | | | | | | | • | | |
| C-290 | Nylon Carrying Case | | | | | | | | | | | | | | | | • |
| C-357 | Nylon Carrying Case | | | | | • | • | • | • | | | | | | | | |
| C-760 | Nylon Carrying Case | | | | | | | | | | | | | | • | | |
| C-757 | Nylon Carrying Case | | | | | | | | • | • | • | • | • | • | | | |
| C-770 | Nylon Carrying Case | | | | | | | | | | | | | | | • | |

TEST & MEASUREMENT

Replacement Parts Selection Guide

| SELECTION GUIDE | | 060 | 070 | 300 | | | | | | 400 | 500 | | | | | 750 | 740 | 750 | 760 | 770 | 790 | 950 | | | |
|-------------------|--|-------------|--------|--------|--------|--------|--------|--------|--------|--------|--------|--------|--------|--------|--------|--------|--------|--------|--------|--------|--------|--------|--------|--------|--------|
| | | 61-065 | 61-076 | 61-327 | 61-337 | 61-340 | 61-342 | 61-347 | 61-357 | 61-486 | 61-521 | 61-532 | 61-534 | 61-547 | 61-557 | 61-737 | 61-744 | 61-747 | 61-757 | 61-765 | 61-775 | 61-795 | 61-796 | 61-797 | TR-955 |
| FUSES | | | | | | | | | | | | | | | | | | | | | | | | | |
| F-105 | 1A (600V) | 10.3 x 35mm | | | | | | | | | | | | | | | | | | | | | | | |
| F-340 | 0.5A (500V) | 6.35 x 32mm | | • | | | | | | | | | | | | | | | | | | • | | | |
| F-341 | 10A (1000V) | 10 x 38mm | | | • | | | | | | | | | | | | | | | | | | | | |
| F-357P | 400mA (600V) | 6.5 x 32mm | | • | | | | | | | | | | | | | | | | | | | | | |
| | 10A (600V) | 10 x 38mm | | • | | | | | | | | | | | | | | | | | | | | | |
| F-347-357P | 600mA (1000V) | 6.5 x 32 mm | | | | • | | • | | | | | | | | | | | | | | | | | |
| | 11A (1000V) | 10 x 38mm | | | | • | | • | | | | | | | | | | | | | | | | | |
| F-497 | 600mA (1000V) | 10 x 35mm | | | | | | | | | | | | | | | | | | | | | | | |
| F-498 | 11A (1000V) | 10 x 38mm | | | | | | | • | | | | | | | | | | | | | | | | |
| F-797 | 315mA (1000V) | 5 x 32mm | | | | | | | | | | | | | | | | | | | | | • | | |
| BATTERIES | | | | | | | | | | | | | | | | | | | | | | | | | |
| | AA | | | | | | | | | | | | | | | | | | | | | • | | | |
| | 1.5V (AAA) | | | • | | | | • | | | | | | | | | | | | | | | • | | |
| | 9V | | | | | | | | | | | | | | | | | | | | | | | | |
| | LR44 | | | | | | | | | | | | | | | | | | | | | | | | |
| TEST LEADS | | | | | | | | | | | | | | | | | | | | | | | | | |
| TL-796 | Earth Resistance Lead Set | | | | | | | | | | | | | | | | | | | | | | | | |
| TL-797RP | Remote Probe Test Lead | | | | | | | | | | | | | | | | | | | | | | | | |
| 61-070 | Standard Test Leads | | | | | | | | | | | | | | | | | | | | | | | | |
| TL-757 | Universal Test Leads & Alligator Clips | | | • | | | | | | | | | | | | | | | | | | | | | |
| TL-521 | Test Lead Set | | | | | | | | | | | | | | | | | | | | | | | | |
| TL-795 | Test Leads w/Alligator Clips (Premium) | | | | | | | | | | | | | | | | | | | | | | | | |
| TL-956 | Test Lead Set | | | | | | | | | | | | | | | | | | | | | | | | |

SAFETY IN THE FIELD

IEC (International Electrotechnical Commission) Category Ratings

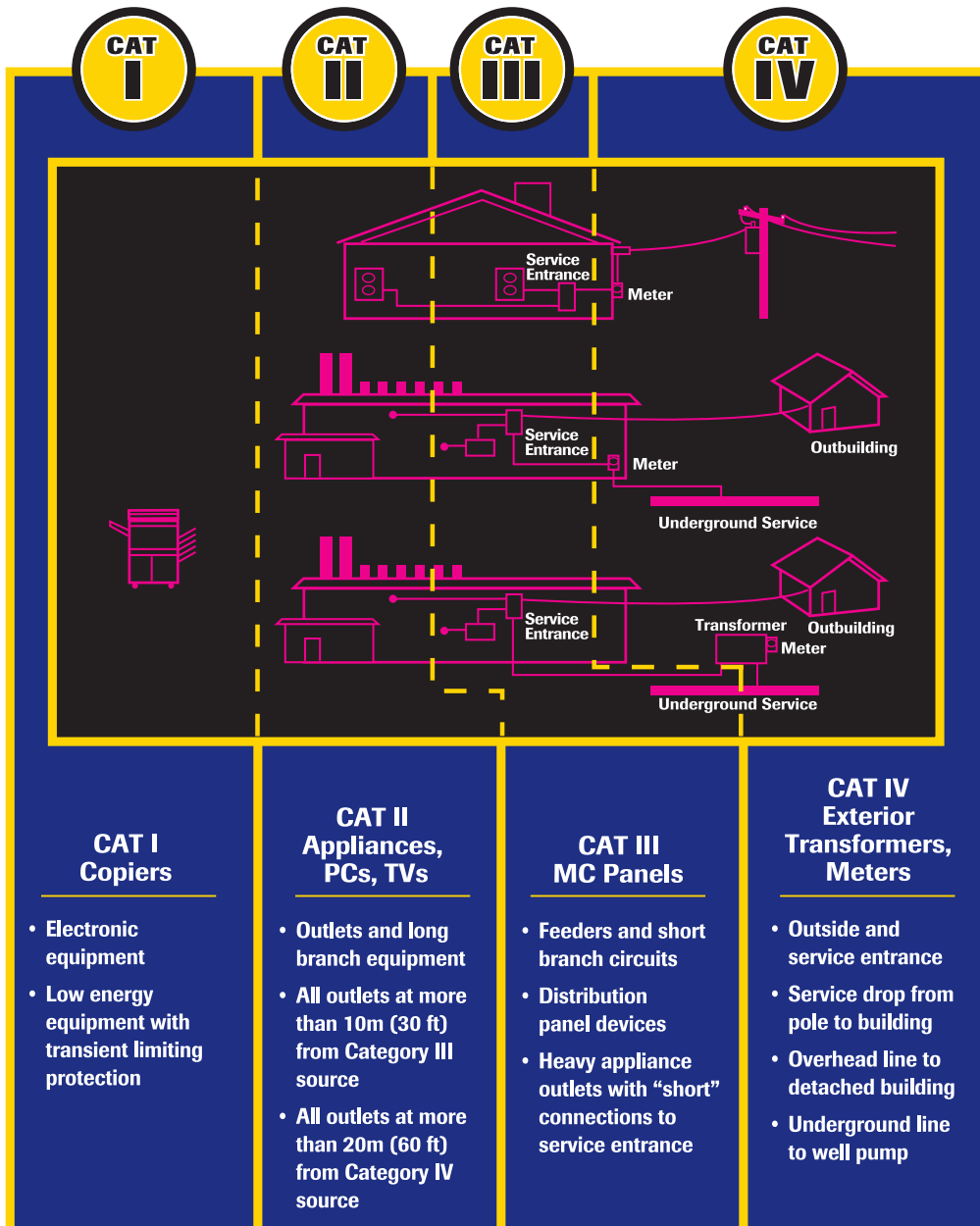
Category I – The signal level for telecommunications, electronic and other low-energy equipment with transient limiting protection. Peak impulse transient range is 600-4,000 volts with 30 ohm source.

Category II – The local level for fixed and non-fixed powered devices including appliances, lighting and portable equipment. Outlets located more than 30 feet from CAT III sources and 60 feet from CAT IV sources. Peak impulse transient range is from 600-6,000 volts with a 12 ohm source.

Category III – The distribution level for fixed primary feeders or branch circuits. Circuits that are separated from CAT IV sources by at least one level of transformer isolation. Peak impulse transient range is 600-8,000 volts with a 2 ohm source.

Category IV – The primary supply level for the highest levels of transient over voltage. Includes the utility service both outside and at the service entrance, service drop from the pole to the building, overhead line to remote buildings, and underground line to a well pump. Peak impulse transient range is 600-12,000 volts with less than a 1 ohm source.

Visit idealind.com for more technical product details, application support, white papers, videos and software.



DATACOM



FT-45™ Feed-Thru Modular
Plug Crimp Tool
Page E-9

ENHANCE EXISTING TECHNOLOGIES AND PROVIDE A FOUNDATION FOR TOMORROW

IDEAL DataCom provides installation solutions for twisted pair, coax and fiber based applications.

Designed for the professional, our DataCom connectors, tools and testers offer an integrated approach to cut, strip, terminate and test a wide variety of low-voltage applications including Data Networks, Security Applications, and Audio/Visual Systems.

TESTERS

| | |
|--|-----|
| PRO Amplifier Probe Tone Generator Kit | E-3 |
| VDV MultiMedia Cable Tester..... | E-3 |

COMPRESSION TOOLS/CONNECTORS

| | |
|---|-----|
| OmniSeal™ Pro XL Compression Tool | E-4 |
| LinearX®3 Compression Tool | E-4 |
| Compression Connectors | E-5 |

TWISTED PAIR TOOLS/CONNECTORS

| | |
|-------------------------------|------|
| Crimpmaster™ Crimp Tool | E-6 |
| Coax Crimp Connectors..... | E-7 |
| Punchdown Tool..... | E-8 |
| Modular Plug Crimp Tools..... | E-8 |
| Modular Plugs..... | E-9 |
| IDC Jellybeans | E-11 |
| Strippers..... | E-12 |
| Cutters/Scissors | E-13 |
| Splitters | E-13 |
| Datacom Kits..... | E-14 |
| Fiber Optic Tools | E-17 |

Test-Tone-Trace Kit

- Kit includes the VDV (33-856), Amplifier Probe (62-164), carrying case and accessories
- Tests and traces coax, twisted pair and telephone cables in one simple kit



| Description | Part No. |
|---------------------|---------------|
| Test-Tone-Trace Kit | 33-866 |

VDV MultiMedia Cable Tester

All in one tester for installers working with voice, data and video applications.

- Voice – tests 2 or 3 pair, 6-position RJ-11/12 phone cables for wiremap/continuity.
- Data – tests 8 position 8 contact CAT 3/5e/6/6a shielded and unshielded cable testing for wiremap/continuity to TIA 568A/B standards
- Video – tests coax cable for opens and shorts via F-connector interface
- Wiremap tests for opens, shorts, miswires, reversals and split pairs.
- LCD display with “PASS or ERROR” indicator displayed after each test
- Internal tone generator: Tone by pin/pair/entire cable with four different tones making fault isolation easier
- Main remote stores in base of tester



| Description | Part No. |
|-----------------------------|----------------|
| VDV MultiMedia Cable Tester | 33-856 |
| Replacement Remote | IA-5516 |

LinkMaster™ Tester

LED based tester for wiremapping CAT 3/5e/6/6a twisted pair cabling.

- Wiremap for opens, shorts, reversal, miswire and split pair
- Tests by pair: 1/2, 3/6, 4/5, 7/8
- Tests shielded and unshielded RJ-45 cabling
- Debug feature cycles through errors one at a time



| Description | Part No. |
|-------------------------------|---------------|
| LinkMaster™ Tester and Remote | 62-200 |

PRO Amplifier Probe and Tone Generator Kit

Amplifier Probe

- Identifies and traces wire or cables within a group
- Adjustable volume knob
- Detects and audibly amplifies analog tone generation
- Compatible with analog tone generators



Tone Generator

- Emits three tone patterns
- F-Connector & RJ-11/12 interface for toning twisted pair and copper cables
- Includes alligator clips for toning de-energized copper cables
- Auto-off after three hours of non-use

| Description | Part No. |
|--|----------------|
| Amplifier Probe & Tone Generator Kit - includes 62-164, 62-160, Lead Set, Cable Assembly | 33-864 |
| Amplifier Probe | 62-164 |
| Amplifier Probe Replacement Tip | LA-4145 |
| Tone Generator | 62-160 |

TRACETone® Tone Generator & Amplifier Probe Tester

- Economical solution for tracing copper low-voltage cabling
- Two selectable tone styles and adjustable volume control
- RJ-11 Alligator Clip, RJ-11 Cable Assembly included



| Description | Part No. |
|-------------------|---------------|
| TRACETone® Tester | 62-140 |

OmniSeal™ PRO XL Compression Tool

- Compresses BNC, F-Type, RG11-F, RCA, 90°/Right Angle and Mini Coax compression connectors on coaxial cable
- Compresses ALL IDEAL® compression connectors
- Fast and reliable solution to home theater, CATV, satellite systems and security applications
- Permanent connection so your connector never comes loose.
- Universal design with spin knob and adjustable post height works with most non-IDEAL compression connectors



| Description | Part No. |
|-----------------------------------|---------------|
| OmniSeal™ PRO XL Compression Tool | 30-793 |

LinearX®3 Compression Tool

- Compresses F/BNC/RCA connectors
- Adjustable post for different length/style connectors
- Linear stroke for consistent compression results & easy operation
- Durable & rugged zinc die-cast body with protective powder coated paint finish
- Includes four RTQ™ XR™ RG-6 Weatherproof F-Compression Connectors

INCLUDES
Four
Weatherproof
Connectors



| Description | Part No. |
|---|---------------|
| LinearX®3 F/BNC/RCA Compression Tool (Adjustable) with four RTQ™ XR™ F-Connectors | 33-632 |

Compression Connectors

RTQ™ XR™ Reg/Tri/Quad & Plenum F-Connectors

- Fits 60% regular, tri-shield and quad shield cables
- Nickel-plated, brass-construction for superior corrosion resistance
- Designed for use in satellite and cable TV installations
- Weatherproof for indoor and outdoor use
- Use 30-793 or LinearX® Compression Tool

RG-11 RTQ™ InSITE® F-Connectors

- Fits 60% regular and quad shield RG-11 cables
- Plenum cable version also available
- Use 30-793 Compression Tool for termination
- Standard 1/4" x 1/4" cable prep. Use 45-526 Coax Stripper

InSITE® BNC Connectors

- Clear 360° window for confident cable insertions
- Nickel-plated, brass-construction for superior corrosion resistance
- Moisture-inhibiting design
- Use 30-793 or 33-632 Compression Tool
- 75 Ohm nominal impedance
- Gold-plated pin contact area

OmniConn™ F-Connectors

- Non corrosive nickel plated brass body and polycarbonate bushing
- Nylon adapter sleeve and o-ring provide double protection for a watertight seal
- Free spinning hex nut for ease of installation onto all 7/16 ports
- 75 ohm nominal impedance
- Two-piece pre-assembled connectors

TLCT™ Connectors

- No compression tool required
- 75 ohm nominal impedance
- Bandwidth up to 3 GHz
- Designed for indoor use
- RG-6 and RG-6 Quad versions














Z6F Connectors

- Fast + Simple compression
- No braid folding required
- For RG-6 & 6 Quad cables
- Nickel plated brass construction
- Designed for indoor use
- Use 30-793 or LinearX® Compression Tool



Visit idealind.com for connector and tool compatibility.

Compression Connectors

| Type | Image | Series/Model # | Cable Type | Center Conductor | Dielectric Diameter | Jacket Diameter | Quantity | Part No. |
|-------|---|--------------------------------------|--------------------------|----------------------------------|---------------------|-----------------|-----------------|----------------|
| BNC |  | InSITE® Model #59BNCIS | RG-59 | 23-18 AWG Solid .023" - .040" | .142" - .148" | .230" - .250" | Card of 4 | 92-704 |
| | | | | | | | Card of 15 | 89-047 |
| | | | | | | | Jar of 35 | 89-5047 |
| | | | | | | | Bag of 100 | 89-1047 |
| |  | InSITE® Model #59PLBNCIS | RG-59 Plenum | 23-18 AWG Solid .023" - .040" | .134" - .140" | .193" - .224" | Card of 15 | 89-049 |
| | | | | | | | | |
| RG-6 |  | InSITE® RTQ™ Model #6BNCISRTQ | RG-6/6Q & Plenum 6/6Q | 23-18 AWG Solid .023" - .040" | .168" - .183" | .226" - .305" | Card of 4 | 92-705 |
| | | | | | | | Card of 15 | 89-048 |
| | | | | | | | Jar of 35 | 89-5048 |
| |  | RTQ™ XR™ Model #6FRTQXR | RG-6/6Q & Plenum 6/6Q | N/A | .168" - .183" | .226" - .310" | Card of 10 | 92-651 |
| | | | | | | Jar of 50 | 92-650 | |
| | | | | | | Jar of 100 | 92-656 | |
| | | | | | | Carton of 1,000 | 92-659 | |
| F |  | InSITE® RTQ™ 90° Model #6FRAISRTQ | RG-6/6Q & Plenum 6/6Q | 23-18 AWG Solid .023" - .040" | .168" - .183" | .226" - .305" | Card of 5 | 92-691 |
| | | | | | | | | |
| |  | Z6F Model #6FZIF | RG-6/6Q | N/A | .175" - .183" | .250" - .315" | Card of 25 | 92-640 |
| | | | | | | | Jar of 50 | 92-641 |
| |  | TLC™ Model #6FTLC | RG-6 | N/A | .175" - .183" | .254" - .278" | Card of 4 | 85-069 |
| | | | | | | | Card of 50 | 85-168 |
| |  | TLC™ Model #6QFTLC | RG-6 Quad | N/A | .175" - .183" | .275" - .305" | Card of 4 | 85-079 |
| | | | | | | | Card of 50 | 85-178 |
| |  | OmniConn™ Model #6FOC | RG-6 | N/A | .175" - .183" | .260" - .280" | Jar of 50 | 89-044 |
| | | | | | | | Carton of 1,000 | 89-1544 |
| |  | OmniConn™ Model #6QFOC | RG-6 Quad | N/A | .175" - .183" | .270" - .295" | Jar of 50 | 89-045 |
| | | | | | | | Carton of 1,000 | 89-1545 |
| RG-59 |  | RTQ™ Model #59FRTQ | RG-59/59Q | N/A | .142" - .148" | .230" - .270" | Jar of 50 | 92-610 |
| | | | | | | | | |
| | | | | | | | | |
| RG-11 |  | RTQ™ Model #11FISRTQ | RG-11/11Q | 18-14 AWG Solid .040" - .066" | .280" - .285" | .390" - .416" | Card of 10 | 89-211 |
| | | | | | | | | |
| |  | Cable Specific Model #11PLFIS | RG-11/11Q Plenum | 18-14 AWG Solid .040" - .066" | .270" - .280" | .340" - .356" | Card of 10 | 92-212 |
| RCA |  | RTQ™ Model #59RCARTQ | RG-59/59Q | 20-18 AWG Solid .029" - .040" | .142" - .148" | .230" - .270" | Jar of 35 | 89-570 |
| | | | | | | | | |
| RG-6 |  | RTQ™ Model #6RCARTQ | RG-6/6Q | 20-18 AWG Solid .029" - .040" | .175" - .183" | .267" - .305" | Jar of 35 | 89-580 |

DATACOM

Visit idealind.com/products/datacomm for Compression Connector Installation Instructions.

Crimpmaster™ Ratcheting Crimp Tool

- Ratcheting tool frame ensures full crimp cycle
- Provides a consistent crimp every time
- Dies change quickly and easily with a screwdriver
- Tool frame works with all IDEAL Crimpmaster™ Die Sets
- Cushioned, comfort-grip handles



| Description | Part No. |
|--|----------------|
| Crimpmaster™ Crimp Frame Tool (Die set not included) | 30-506 |
| Replacement Screws | LB-1284 |

Crimpmaster™ Tools and Die Sets



30-559 Die only
RJ-45 CAT 5/5e Eight-position Crimp Tool for keyed or non-keyed modular plugs. Not for Cat 6



30-573 Die only
Cambridge CP-88, CP-89 BNC/TNC coax connectors with RG-58, RG-59/RC-62 AU cables (Hex 0.305 (7.75mm), 0.068 (1.73mm), 0.228 (5.79mm))



30-576 Die only
RG-174, Mini 59 BNC/TNC Connectors (Hex. 0.178 (4.52mm), 0.128 (3.25mm), 0.068 (1.73mm))



30-577 Die only
N-Series and RG-8/11 Connectors (Hex. 0.429 (10.90mm), 0.100 (2.54mm), 0.080 (2.03mm))



30-578 Die only
RG-59, RG-6, and 8281 50 and 75 OHM cables (Hex. 0.324 (8.23mm), 0.255 (6.48mm), 0.068 (1.73mm), 0.042 (1.07mm))



30-581 Tool w/die 30-502
RG-58, RG-59/62, BNC/TNC Coax Connectors (Hex. 0.255 (6.48mm), 0.213 (5.41mm), 0.068 (1.73mm))



30-582 Tool w/die 30-503
F-Type CATV RG-59, RG-6 Connectors (Hex. 0.350 (8.89mm) 0.320 (8.13mm), 0.255 (6.48mm))



30-587 Die only
RG-58, RG-174 and G-8218 for both 50 and 75 ohm cables (Hex 0.213 (5.41mm), 0.178 (4.52mm), 0.068 (1.73mm), 0.042 (1.07mm))



30-593 Die only
Mini UHF and BNC/TNC 5 cavity (Hex. 0.052 (1.32mm), 0.068 (1.73mm), 0.100 (2.54mm), 0.213 (5.41mm), 0.255 (6.48mm))



30-579 Tool w/die 30-500
22-10 AWG (.324mm² - 5.261mm²) insulated terminals/color coded nests



30-580 Die only
22-8 AWG (.3mm² - 8mm²) non-insulated terminals



30-586 Die only
22-12 AWG (.324mm² - 3.31mm²) Non-Insulated Open Barrel Connectors, Commercial Type



30-594 Die only
Fully Insulated quick disconnect terminals with thinner wire barrels 22-10 AWG (.324mm² - 5.261mm²)



30-502



30-503



30-500

Crimp-On F-Connectors

Nickel plated brass connectors designed for indoor coax terminations for video and other RF applications



- RG-59, RG-6, RG-6 Quad versions are available
- All versions require a hex crimp to secure cable to connector
- 1/4 in. x 1/4 in. cable prep for all models
- Crimp with 30-503 Crimpmaster™ Crimp tool
- Hex crimp sizes: RG-59 and RG-6, .320" cavity. RG-6 Quad, .350" cavity

| Description | Quantity | Part No. | Quantity | Part No. |
|---------------------------------|------------|---------------|------------|---------------|
| RG-6 F Crimp-on Coax Connector | Card of 10 | 85-037 | Card of 50 | 85-017 |
| RG-6 F Quad Crimp-on Connector | Card of 10 | 85-057 | — | — |
| RG-59 F Crimp-on Coax Connector | Card of 10 | 85-036 | — | — |

Twist-On F-Connectors

- After cable is 1/4 in. x 1/4 in. stripped, simply twist on connector
- No termination tool required
- Available in two styles, RG-6 and RG-59



| Description | Quantity | Part No. |
|---------------------------------|------------|---------------|
| F-Type RG-6 Twist-On Connector | Card of 4 | 84-039 |
| | Card of 10 | 85-053 |
| | Card of 50 | 85-039 |
| F-Type RG-59 Twist-On Connector | Card of 4 | 84-018 |
| | Card of 10 | 85-035 |

F/BNC Connector Installation and Removal Tool



- Patented design works on BNC and F connectors
- Works on compression and hex connectors
- Comfort grip handle aids in installing and removing connectors on coax cable
- F-post for aid in cable to connector assembly

| Description | Part No. |
|--|---------------|
| F & BNC Coax Connector Tool - 8 in. length | 35-046 |

Coax Strip & Crimp Tool



- Precision, form-ground stripping holes remove outer jacket and insulation from RG-59 and RG-6 coaxial cable
- Durable blades cut copper-coated steel conductors
- Three crimping nests for crimping F-connectors and ring terminals
- Cushioned, comfort-grip handles

| Description | Part No. |
|-------------------------|---------------|
| Coax Strip & Crimp Tool | 30-433 |

F-Type Adapters & Terminators

- Nickel-plated brass construction
- For 75Ω applications

| Image | Description | Quantity | Part No. |
|-------|---|------------|----------------|
| | 3GHz F-Splice Adapter, high bandwidth, for standard and high definition applications, <0.25dB insertion loss, >25dB return loss | Card of 4 | 85-339 |
| | | Card of 10 | 85-340 |
| | 90° F-Adapter - F-female to F-male coax adapter | Card of 2 | 85-070 |
| | BNC Female to BNC Female Adapter | Card of 2 | 85-075 |
| | | Card of 10 | 92-817P |

Impact Punchdown Tool

- Includes full 110 and 66 blades
- Adjustable high/low actuation setting accommodates termination requirements
- Turn-Lock™ Style blade holding design
- Impact-absorbing cushioned grip reduces operator stress for high volume installers



| Description | Part No. |
|---|---------------|
| Punchmaster™ II Punchdown Tool w/full 110 & 66 blades | 35-485 |

Punchdown Tool Blades

| Removable Blades | | Part No. |
|------------------------------------|--|---------------|
| 110 Turn-Lock™ blade | | 35-495 |
| 66 Turn-Lock™ blade | | 35-497 |
| 110/66 combo blade w/cutting edges | | 35-407 |
| Krone® blade | | 35-478 |
| Bix® blade | | 35-479 |

Bix® is a registered trademark of Nortel. Krone® is a registered trademark of Krone, Inc.

Probe Pic & Spudger



- For isolating conductors and removing terminated wires from voice and data IDC contacts

| Description | Part No. |
|---------------------|---------------|
| Probe Pic & Spudger | 35-473 |

RJ-11 Voice Modular Plugs

- 6 position plugs for use in traditional landline phone applications and other RJ-11/12 terminations
- Provides 1, 2 or 3 lines of service. 3 lines requires 85-345
- 50 micron gold contacts
- Two versions available - 6 contacts and 4 contacts



| Description | Quantity | Part No. |
|-------------------------------------|------------|---------------|
| 6-Position 6-Contact, RJ-11 (RJ-12) | Card of 25 | 85-345 |
| 6-Position 4-Contact, RJ-11 | Card of 25 | 85-344 |

Ratchet Telemaster™ Modular Plug Crimping Tool

- Heavy-duty version of the 30-496 Telemaster™ Tool
- Ratchet ensures full cycle crimping every time
- Crimps RJ-45 (8P8C) and RJ-11/12 (6P6C/6P4C) standard modular plugs
- Multi-function tool also cuts UTP/STP and strips CAT 5e/6 cable jacket and flat cable jackets
- Black oxide coated steel frame with cushioned handles for strength and comfort



| Description | Part No. |
|-----------------------------------|----------------|
| Ratchet Telemaster™ | 30-696 |
| Replacement Cut & Strip Blade Set | LA-4102 |

Telemaster™ Modular Plug Crimping Tool

- Crimps Standard RJ-45 (8P8C) and RJ-11/12 (6P6C/6P4C) modular plugs
- Multi-function tool also cuts UTP/STP and strips round CAT 5e/6 cable jacket
- Black oxide coated steel frame with cushioned handles for strength and comfort



| Description | Replacement Blade | Kit Part No. | Tool Only Part No. |
|--|-------------------|----------------|--------------------|
| Telemaster™ Crimping Tool RJ-45 and RJ-11/12 | LB-1747 | 33-700* | 30-496 |

*Kit includes 10 each, RJ-45 8P8C, RJ-11 6P6C and RJ-11 6P4C modular plugs.

Data/Voice Crimp Tool Kit

- Compact design is 2/3 the size of traditional crimp tools
- Crimps RJ-45 (8P8C) and RJ-11/12 (6P6C/6P4C) modular plugs
- One tool assembly process - cut, strip and crimp connectors on to CAT 3/5e/6 cables
- Black oxide coated steel core with spring loaded handle and locking feature



| Description | Part No. |
|---|---------------|
| Data/Voice Crimp Tool Kit includes ten RJ-11 (6P6C) and ten CAT5e RJ-45 plugs | 33-396 |

FT-45™ Feed-Thru Modular Plug Crimp Tool

- FT-45™ Crimp Tool crimps feed-thru, standard and shielded connectors
- Crimps all IDEAL® RJ-45 modular plugs
- Compact design
- Long-lasting blade



| Description | Part No. |
|--|----------------|
| FT-45™ Feed-Thru Modular Plug Crimp Tool | 30-495 |
| FT-45™ Replacement Blade | 30-4951 |

Feed-Thru Modular Plugs

- Feed-Thru modular plugs simplify twisted pair assembly process
- Verify conductor order before crimping
- Conductors trimmed flush by the tool
- Eliminates wasted connectors due to incorrect assembly
- Single-piece design
- Terminate with the 30-495 FT-45™ tool



| Description | Card of 25 | Card of 50 | Bag of 100 | Jar of 100 |
|-------------------------------------|---------------|---------------|---------------|----------------|
| CAT5e Feed-Thru RJ-45 Modular Plugs | 85-370 | 85-371 | 85-372 | 85-372J |
| CAT6 Feed-Thru RJ-45 Modular Plugs | 85-375 | 85-376 | 85-377 | 85-377J |

CAT6A/6/5e Large Diameter Feed-Thru Modular Plugs

- Shielded and unshielded feed-thru modular plugs for cables with larger diameter conductors.
- For insulated individual conductor diameters of 0.040" to 0.048"
- Staggered pin and wire entry design
- Single piece design - no sleds or liners
- Terminate with the 30-495 FT-45™ tool



| Description | Quantity | Part No. |
|---|------------|---------------|
| CAT6A/6/5e Shielded Feed-Thru Modular Plugs | Card of 10 | 85-363 |
| | Card of 25 | 85-368 |
| | Jar of 50 | 85-369 |
| CAT6A/6/ Unshielded Feed-Thru Modular Plugs | Card of 50 | 85-385 |

CAT6 Single Piece RJ-45 Modular Plugs

- Single-piece design to simplify assembly
- 50 micron gold contacts, 8-position, 8-contact
- Suitable for solid or stranded conductors 23-24 AWG
- Not compatible with Crimpmaster™ RJ-45 Die Set



| Description | Quantity | Part No. |
|-----------------------------------|------------|----------------|
| CAT6 Standard RJ-45 Modular Plugs | Card of 25 | 85-367 |
| | Card of 50 | 85-362 |
| | Jar of 100 | 86-367J |

CAT6 RJ-45 Modular Plugs

- Three-piece design includes main body, sled and liner
- Crimps with a standard RJ-45 crimp tool
- 50 micron gold contacts, 8-position, 8-contact
- Suitable for solid or stranded conductors 23-24 AWG
- Not compatible with Crimpmaster™ RJ-45 Die Set



| Description | Quantity | Part No. |
|--------------------------|------------|---------------|
| CAT6 RJ-45 Modular Plugs | Card of 25 | 85-366 |

CAT5e RJ-45 Modular Plugs

- Plugs support the latest cable system performance categories when installed in compliance with appropriate standards and methods
- Plugs work with 24 AWG solid or stranded conductors and round or flat cables.
- 50 micron gold contacts



| Description | Quantity | Part No. |
|------------------------------------|------------|----------------|
| CAT5e Standard RJ-45 Modular Plugs | Card of 10 | 85-147 |
| | Card of 25 | 85-346 |
| | Card of 50 | 85-396 |
| | Bag of 100 | 86-396 |
| | Jar of 100 | 86-396J |

Strain Relief Boots for Modular Plugs

- Prevents broken connector tabs and snagging while extending connector life
- Minimizes cable bends that can reduce data speed and result in data loss
- Dampens cable movement and vibrations that can result in premature connector failure
- For CAT5e and CAT6 RJ-45 modular plugs, .225" max. cable diameter



| Description | Quantity | Part No. |
|--|------------|---------------|
| Strain Relief Boots for Modular Plugs | Card of 25 | 85-380 |
| 15 Strain Relief Boots and 15 8P8C RJ-45 CAT5e Modular Plugs | Card of 15 | 85-379 |

Modular Plugs

| | Name | CAT | Type | Feed-Thru | Shielded | Notes | Quantity | Part No. |
|---|-------------------------------|-------|---------------|-----------|----------|--|-------------|----------------|
|  | CAT6A/6/5e Shielded Feed-Thru | Multi | RJ-45 8P8C | ✓ | ✓ | For shielded or unshielded CAT6A, CAT6 or CAT5e with insulated conductor diameter of 0.040" to 0.048", max. jacket diameter of .320" | Card of 10 | 85-363 |
| | | | | | | | Card of 25 | 85-368 |
| | | | | | | | Jar of 50 | 85-369 |
|  | CAT6A/6 0.048" Feed-Thru | 6A/6 | RJ-45 8P8C | ✓ | | For unshielded CAT6A/6 with insulated conductor diameter of 0.040" to 0.048"; max jacket diameter of .320" | Card of 50 | 85-385 |
|  | CAT6 Feed-Thru | 6 | RJ-45 8P8C | ✓ | | For unshielded CAT6 with 23 or 24 AWG conductors with a max. insulated conductor diameter of 0.041", max. jacket diameter of .290" | Card of 25 | 85-375 |
| | | | | | | | Card of 50 | 85-376 |
| | | | | | | | Bag of 100 | 85-377 |
| | | | | | | | Jar of 100 | 85-377J |
|  | CAT6 Single Piece Standard | 6 | RJ-45 8P8C | | | For unshielded CAT6 with 23 or 24 AWG conductors with a max. insulated conductor diameter of 0.041", max jacket diameter of .290" | Card of 25 | 85-367 |
| | | | | | | | Card of 50 | 85-362 |
| | | | | | | | Jar of 100 | 86-367J |
|  | CAT6 3-Piece Standard | 6 | RJ-45 8P8C | | | 3 piece assembly of body, sled and liner. For unshielded CAT6 with 23 or 24 AWG conductors with a max. insulated conductor diameter of 0.041", max. jacket diameter of .290" | Card of 25 | 85-366 |
|  | CAT5e Feed-Thru | 5e | RJ-45 8P8C | ✓ | | For unshielded CAT5e with 23 or 24 AWG conductors with a max. insulated conductor diameter of 0.041", max. jacket diameter of .270" | Card of 25 | 85-370 |
| | | | | | | | Card of 50 | 85-371 |
| | | | | | | | Bag of 100 | 85-372 |
| | | | | | | | Jar of 100 | 85-372J |
|  | CAT5e Shielded Feed-Thru | 5e | RJ-45 8P8C | ✓ | ✓ | For shielded CAT5e with 24 AWG conductors with a max. insulated conductor diameter of 0.041", max. jacket diameter of .270" | Card of 25 | 85-365 |
|  | CAT5e Shielded | 5e | RJ-45 8P8C | | ✓ | For shielded CAT5e with 24 AWG conductors with a max. insulated conductor diameter of 0.041", max. jacket diameter of .270" | Card of 25 | 85-361 |
|  | CAT5e Standard | 5e | RJ-45 8P8C | | | For unshielded CAT5e with 23 or 24 AWG conductors with a max. insulated conductor diameter of 0.041", max. jacket diameter of .270" | Card of 10 | 85-147 |
| | | | | | | | Card of 15* | 85-379 |
| | | | | | | | Card of 25 | 85-346 |
| | | | | | | | Card of 50 | 85-396 |
| | | | | | | | Bag of 100 | 86-396 |
| Jar of 100 | 86-396J | | | | | | | |
|  | Snagless Strain Relief Boot | 5e/6 | RJ-45 8P8C | | | Blue color, slide on snagless boot, max. cable diameter of 5.5mm/.220" | Card of 25 | 85-380 |
|  | 6-Contact Voice Plug | 3 | RJ-11/12 6P6C | | | 6-position, 6-contact voice grade modular plug, max. 24 AWG conductors | Card of 25 | 85-345 |
|  | 4-Contact Voice Plug | 3 | RJ-11 6P4C | | | 6-position, 4-contact voice grade modular plug, max. 24 AWG conductors | Card of 25 | 85-344 |

*Includes 15 Strain Relief Boots


Low-Voltage IDC

IDC Insulation Displacement Connectors, (jellybeans), are 2 or 3 wire butt-splice connectors used to repair, extend, or add new lines in traditional telecommunications/voice and common low-voltage/signal applications.

Four connectors are available: UR, UY, UR2 and UY2. Red connectors are for 2 or 3-wires and Yellow connectors are for 2-wires. The UR2 and UY2 versions are slightly larger and handle thicker insulation diameters.

All connectors include an internal moisture resistant gel sealant for protection when installed in outdoor locations. Crimping of the connectors requires a parallel action tool to avoid uneven crimps. The IDEAL 33-719 tool is designed for use with all of our IDC connectors.

To use the connectors: Insert all unstripped conductors into the ports until they pass the internal bus bar and reach the end of the connector. Place the connector assembly on the 33-719 flat pad surface and slowly squeeze until the colored cap snaps down into place over the conductors.



Insulation Displacement Connectors



UR



UY



UR2



UY2

IDC connectors create fast splice and tap connections on solid copper wires. Designed for low voltage telecommunication cables.

- Moisture-resistant sealant protects wires from corrosion
- Use 33-719 tool for proper crimping force and crimping angle

| Model | Color | Ports | Conductor Range | Max. Insulation Diameter | Quantity | Part No. |
|-------|--------|-------|-----------------|--------------------------|-------------|---------------|
| UR | Red | 3 | 19-26 AWG | 0.066" | Card of 25 | 85-925 |
| | | | | | Card of 100 | 86-925 |
| UY | Yellow | 2 | 22-26 AWG | 0.060" | Card of 25 | 85-950 |
| | | | | | Card of 100 | 86-950 |
| UR2 | Red | 3 | 19-26 AWG | 0.082" | Card of 100 | 86-930 |
| UY2 | Yellow | 2 | 19-26 AWG | 0.082" | Card of 100 | 86-955 |

Telephone/Data Cable Splice and Repair Kit

- All in one specialty tool for crimping UR/UY/UB IDC splice connectors
- Features a parallel crimping surface to prevent damage to connectors during crimping process
- Two stripping holes for 22 to 24 AWG (phone/twisted pair) cables
- Cutter for cable and conductor trimming



| Description | Part No. |
|--|---------------|
| Kinetic® Super Wire Stripper/Crimper Kit - includes 25 IDC connectors (UR, 3-Wire Butt Splice) | 33-719 |

PrepPRO® Coax/UTP Cable Stripper

- Auto adjusting blade depth for 6/6Quad/59 coax cable
- Strips RG-59/6 Plenum cables
- 1/4 in. x 1/4 in. coax preparation
- Replaceable blade cartridges
- CAT5e/6 jacket stripping
- Spring loaded for consistent cutting force



| Description | Part No. |
|--------------------------------------|----------------|
| PrepPRO® Coax/UTP Cable Stripper | 45-605 |
| Replacement Coax Cartridge | 45-6051 |
| Replacement UTP/STP Jacket Cartridge | 45-6052 |

Ringer™ Adjustable Blade Strippers

- Four models cover cable diameters up to 9/16 in.
- All models include two adjustable depth blades and one adjustable round slitting blade
- Common uses are for fiber jackets, mini-coax prep, twisted pair cables and other specialty copper cables where standard stripping products are not available
- Replacement blades available for all models



| Description | Typical RG Cables | Replacement Blade* | Part No. |
|---|--------------------|--------------------|---------------|
| Cable Stripper, up to 1/8 in. (3.2mm) O.D (Gray) | RG-174, RG-187 | L-9225 | 45-162 |
| Cable Stripper, 1/8 in. (3.2mm) to 7/32 in. (5.556mm) O.D. (Blue) | Mini Coax RG-58,CB | L-9225 | 45-163 |
| Big Blue Cable Stripper, 1/4 in. (6.4mm) to 9/16 in. (14.3mm) O.D. (Blue) | RG-11, RG-8 | L-9226 | 45-164 |
| Cable Stripper, 3/16 in. (4.8mm) to 5/16 in. (8mm) O.D. (Black) | RG-59/6, UTP Cable | L-9225 | 45-165 |

*A set of blades consists of three straight blades and one round blade.

Adjustable Blade Coax Stripper

- Three blade model for prepping coax cables RG-59 to RG-11
- Adjustable blade depth (hex wrench included in handle) for fine calibration to any cable jacket thickness and overall diameter.
- All blades are spaced approximately 1/4 in. apart for compatibility with traditional compression or crimp connectors requiring a 1/4 in. x 1/4 in. cable preparation.
- Blades can be adjusted to a no-cut position for most size cables when only a single blade is needed.
- Slider bar offers fast variation in blade depth without need for adjusting the individual hex screws.



| Description | Part No. |
|--|---------------|
| Coax Stripper - 3 Step (Black cartridge) | 45-520 |

Coax Stripmaster® Wire Strippers

- Provides variable stripping lengths
- Knife-type blades feature multiple hole diameters sized for two step removal of outer jacket insulation and center conductor



| Description | Part No. |
|--|---------------|
| Coax Stripmaster® for RG-6 Coax Cable | 45-262 |
| Coax Stripmaster® for RG-59 Coax Cable | 45-265 |

Round Cable Slitting & Ringing Tool

- Cuts around cable jacket as well as slits the length of jacket for easy removal
- Use with single or multiple conductor cable up to 1.75 in. O.D.
- Blade adjusts for jacket thicknesses up to .125 in.
- Spare blade in handle base



| Description | Replacement Blade* | Part No. |
|---------------------------------------|--------------------|---------------|
| Round Cable Slitting and Ringing Tool | LB-1748 | 45-144 |

*2/package

Data T®-Cutter

- Cuts round copper cable and helps maintain cable geometry
- Compact size is smaller and lighter than traditional 9" cable cutters
- Steel reinforced center conductors can be trimmed with bolt cutting holes
- Locking latch keeps tool closed in pouch



| Description | Part No. |
|----------------|---------------|
| Data T®-Cutter | 45-074 |

Electrician's Scissors

- Designed for use in telephone and electrical service applications
- Cut up to 16 AWG solid and 12 AWG stranded wire
- Serrated surface on back blade edge cleans wire and straightens twisted pair conductors
- Stripping notches strip 19 and 23 AWG wire
- Chrome over nickel plating



| Description | Part No. |
|--|---------------|
| Electrician's Scissors w/stripping notches | 35-088 |

Cable Splicing Kit

- Kit designed for use in telephone and electrical service applications
- High carbon steel blade in Splicing Knife remains sharp and cuts easily through many insulation types
- Kit includes Scissors 35-088, Splicing Knife 35-1091 and Leather Holder



| Description | Part No. |
|-----------------------------|----------------|
| Cable Splicing Kit | 35-093 |
| Cable Splicing Knife (only) | 35-1091 |

2.4 GHz Satellite & Digital TV Splitters



- Designed for easy mounting over cable
- All ports are F female connectors, 75Ω
- Two grounding screws eliminate the need for grounding block
- All ports power pass

| Description | Part No. |
|----------------------|---------------|
| 2-Way, 5MHz - 2.4GHz | 85-332 |
| 3-Way, 5MHz - 2.4GHz | 85-333 |
| 4-Way, 5MHz - 2.4GHz | 85-334 |

1 GHz Cable TV/General Purpose Splitters



- Nickel-plated housing, soldered back
- High-performance Printed Circuit Board design

| Description | Part No. |
|---|---------------|
| High Performance Cable Splitter, 5MHz-1GHz, 2-Way | 85-132 |
| High Performance Cable Splitter, 5MHz-1GHz, 3-Way | 85-133 |
| High Performance Cable Splitter, 5MHz-1GHz, 4-Way | 85-134 |

Master Series Network Service Kit



- Kit allows user to cut, strip, terminate and test data cables. Use for CAT5e, CAT6 and voice installations.

| Description | Part No. | |
|--|---------------|---------------|
| Master Series Network Service Kit | 33-706 | |
| Kit Includes: | Qty. | Part No. |
| Ratchet Telemaster™ | 1 | 30-696 |
| PRO Amplifier Probe & Tone Generator Kit | 1 | 33-864 |
| Cable Splicing Kit | 1 | 35-093 |
| Large Mouth Bag, 13 in. | 1 | 35-410 |
| Probe Pic and Spudger | 1 | 35-473 |
| Punchmaster™ II w/110 & 66 Blades | 1 | 35-485 |
| 7-in-1 Twist-a-Nut™ Screwdriver | 1 | 35-908 |
| UTP/STP Stripper | 1 | 45-165 |
| Kinetic Super™ Wire Stripper/IDC Crimper | 1 | 45-719 |
| LinkMaster™ Tester | 1 | 62-200 |
| 8-Position CAT5e RJ-45 Modular Plugs | 50 | 85-396 |

Pro XL Compression Hip Kit

- Cut, strip and terminate compression connectors in one handy professional tool kit.
- For F/BNC/RCA compression



| Description | Part No. | |
|--|---------------|---------------|
| Pro XL Compression Hip Kit | 33-793 | |
| Kit Includes: | Qty. | Part No. |
| OmniSeal™ Pro XL Compression Tool | 1 | 30-793 |
| Data T®-Cutter | 1 | 45-074 |
| PrepPRO® Coax (59/6/6Q)/UTP Cable Stripper | 1 | 45-605 |
| Pouch with Belt Clip | 1 | — |

RF Coax Crimp & Compression Kit



- Professional kit for security and cable/satellite installers to crimp or compress F and BNC coax connectors. Multiple die sets offer a wide range of connectors to terminate.

| Description | Part No. | |
|---------------------------------------|---------------|---------------|
| RF Coax Crimp & Compression Kit | 33-410 | |
| Kit Includes: | Qty. | Part No. |
| Ratchet Crimp Tool | 1 | 30-503 |
| Mechanic's Bag | 1 | 35-535 |
| RG-59 Cambridge-type Die Set | 1 | 30-573 |
| RG-174 Mini-59 Die Set | 1 | 30-576 |
| 58/59 BNC/TNC Die Set | 1 | 30-581 |
| OmniSeal™ PRO XL Compression Tool | 1 | 30-793 |
| Data T®-Cutter | 1 | 45-074 |
| 3-Step Adjustable Coax Stripper | 1 | 45-520 |
| RG-6 RTQ™ XR™ Compression F-Connector | 50 | 92-650 |

LinearX®3 Hip Kit

- Cut, strip and terminate F/BNC/RCA connectors in one handy starter tool kit.



| Description | Part No. | |
|--|----------------|---------------|
| LinearX®3 Hip Kit | 33-622T | |
| Kit Includes: | Qty. | Part No. |
| LinearX®3 Compression Tool | 1 | 33-632 |
| Data T®-Cutter | 1 | 45-074 |
| PrepPRO® Coax (59/6/6Q)/UTP Cable Stripper | 1 | 45-605 |
| RG-6 RTQ™ XR™ Compression F-Connector | 10 | 92-651 |
| Pouch with Belt Clip | 1 | — |

Feed-Thru RJ-45 Installation Hip Kit

- 3-piece kit to terminate, feed-thru and standard RJ-45 modular plugs
- For CAT5e/6/6a



| Description | Part No. | |
|---|---------------|---------------|
| Feed-Thru RJ-45 Installation Hip Kit | 33-507 | |
| Kit Includes: | Qty. | Part No. |
| Electrician's Scissors | 1 | 35-088 |
| FT-45™ Feed-Thru Modular Plug Crimping Tool | 1 | 30-495 |
| PrepPRO® Coax (59/6/6Q)/UTP Cable Stripper | 1 | 45-605 |
| Pouch with Belt Clip | 1 | — |

Twisted Pair Termination Hip Kit

- 4-piece kit to terminate feed-thru and standard modular plugs as well as modular jack terminations
- For CAT5e/6/6a



| Description | Part No. | |
|---|---------------|---------------|
| Twisted Pair Termination Hip Kit | 33-508 | |
| Kit Includes: | Qty. | Part No. |
| FT-45™ Feed-Thru Modular Plug Crimping Tool | 1 | 30-495 |
| Electrician's Scissors | 1 | 35-088 |
| Punch Down Tool | 1 | 35-485 |
| PrepPRO® Coax (59/6/6Q)/UTP Cable Stripper | 1 | 45-605 |
| Pouch with Belt Clip | 1 | — |

Pro Compression Starter Kit

- Starter kit includes both F and BNC connectors as well as professional tools to cut, strip and terminate coax cables.
- Designed for security and cable/satellite installation.



| Description | Part No. | |
|---|---------------|---------------|
| Service Compression Kit | 33-639 | |
| Kit Includes: | Qty. | Part No. |
| OmniSeal™ PRO XL Compression Tool | 1 | 30-793 |
| Data T®-Cutter | 1 | 45-074 |
| PrepPRO® Cable Stripper | 1 | 45-605 |
| 3GHz F-81 Splice Adapters | 3 | 85-340 |
| BNC Adapters | 3 | 85-075 |
| RG-59 InSITE® BNC Compression Connectors | 10 | 89-047 |
| RG-6 InSITE® BNC Compression Connectors | 5 | 89-048 |
| RG-59 Plenum InSITE® BNC Compression Connectors | 5 | 89-049 |
| RTQ™ XR™ RG-6 F Compression Connectors | 25 | 92-650 |
| RG-6 90° F Compression Connectors | 3 | 92-691 |

Economy Compression Kit

- Starter kit includes the tools and connectors to cut, strip and terminate coax cables.
- For use with F Connectors



| Description | Part No. | |
|--|---------------|---------------|
| Economy Compression Kit | 33-620 | |
| Kit Includes: | Qty. | Part No. |
| LinearX®3 Compression Tool | 1 | 33-632 |
| Data T®-Cutter | 1 | 45-074 |
| PrepPRO® Coax (59/6/6Q)/UTP Cable Stripper | 1 | 45-605 |
| RG-59 RTQ™ Compression Connectors | 10 | 92-610 |
| RG-6 RTQ™ XR™ Compression Connectors | 30 | 92-650 |

Technician's Service Kit

- Kit includes tools to install twisted pair cable on blocks and data jacks.



| Description | Qty. | Part No. |
|---|-------------|-----------------|
| Technician's Service Kit | | 33-505 |
| Kit Includes: | Qty. | Part No. |
| Electrician's Scissors w/Stripping Notches | 1 | 35-088 |
| Probe Pic & Spudger | 1 | 35-473 |
| Punchmaster™ Punchdown Tool w/110 & 66 Blades | 1 | 35-485 |
| 7-in-1 Twist-a-Nut™ Screwdriver/Nutdriver | 1 | 35-908 |
| UTP/STP Stripper | 1 | 45-165 |
| Nylon case | 1 | 62-205 |

RJ-45/11 Four, Six & Eight-Position Combination TelCom Termination Kit

- TelCom Kit is designed for the user who will terminate RJ-11 and RJ-45 twisted pair cables.



| Description | Qty. | Part No. |
|-----------------------------------|-------------|-----------------|
| TelCom Termination Kit | | 33-704 |
| Kit Includes: | Qty. | Part No. |
| Telemaster™ for RJ-11/RJ-45 Plugs | 1 | 30-496 |
| 6P4C RJ-11 Modular Plugs | 15 | 85-344 |
| 6P6C RJ-11 Modular Plugs | 15 | 85-345 |
| 8P8C RJ-45 CAT 5e Modular Plugs | 15 | 85-346 |

RJ-45 Termination Kit

- Suited for the user who will cut and terminate RJ-45 Modular Plugs.



| Description | Qty. | Part No. |
|--------------------------------------|-------------|-----------------|
| RJ-45 Termination Kit | | 33-750 |
| Kit Includes: | Qty. | Part No. |
| Telemaster™ for RJ-11/RJ-45 Plugs | 1 | 30-496 |
| UTP/Coax Stripper | 1 | 45-165 |
| 8-Position RJ-45 CAT5e Modular Plugs | 50 | 85-346 |

Telemaster™ Crimp Kit



| Description | Qty. | Part No. |
|--|-------------|-----------------|
| Telemaster™ Crimp Kit | | 33-700 |
| Includes: | Qty. | Part No. |
| Telemaster™ for RJ-11 (1, 2, 3 pair) and RJ-45 Plugs | 1 | 30-496 |
| 6-Position, 4-Contact RJ-11 Modular Plugs | 10 | 85-344 |
| 6-Position RJ-11 Modular Plugs | 10 | 85-345 |
| CAT 5e 8-Position, 8-Contact RJ-45 Modular Plugs | 10 | 85-346 |

PRO Network/Telco Installer Kit

- Kit allows user to terminate modular plugs as well as data blocks or jacks.



| Description | Qty. | Part No. |
|---|-------------|-----------------|
| PRO Network/Telco Installer Kit | | 33-506 |
| Includes: | Qty. | Part No. |
| Ratchet Telemaster™ | 1 | 30-696 |
| Electrician's Scissors w/Stripper Notches | 1 | 35-088 |
| Probe Pic and Spudger | 1 | 35-473 |
| Punchmaster™ II w/110 & 66 Blades | 1 | 35-485 |
| Mechanic's Bag | 1 | 35-535 |
| UTP/STP Stripper | 1 | 45-165 |
| 6-Position RJ-11 Modular Plugs | 10 | 85-345 |
| 8-Position CAT5e RJ-45 Modular Plugs | 50 | 85-396 |

MiniLite-Strip™ Optical Fiber Stripper



- Small strip notch engineered and precision-ground to strip 900 micron or 250 micron buffer coatings from 125 or 140 micron fiber
- Larger round strip notch machined to remove the 3mm outer jacket
- Strip notches pre-set and locked, no field adjustment necessary

| Description | Part No. |
|--|---------------|
| MiniLite-Strip™ Optical Fiber Stripper | 45-352 |

Serrated Kevlar® Cutter



- Superior quality high-carbon stainless steel with molybdenum and vanadium provides hard, razor-sharp edges
- Breaker notch cuts jacket and breaks fiberglass in one step
- Textured cushioned-grip handles
- Designed to cut up to 3mm fiber cables

| Description | Part No. |
|--|---------------|
| Serrated Cutter w/Breaker Notch (U.S. Patent 7,017,462,B2) | 45-344 |

Note: Kevlar® is a registered trademark of E. I. du Pont de Nemours and Company.

Stripmaster® Ribbon Fiber Jacket Stripper




- Removes jacket from Ribbon Fiber without damage to the Kevlar® strength member of the Ribbon Fiber

| Description | Part No. |
|---|----------------|
| Stripmaster® Wire Stripper Frame only | L-5620 |
| Blade-set for use with Corning® Plenum and Riser Ribbon Fiber Cable | LB-1152 |
| Blade-set for use with Corning® "Fanout" Ribbon Cable | LB-1153 |

Note: Kevlar® is a registered trademark of E. I. du Pont de Nemours and Company. Corning® is a registered trademark of Corning, Inc. Frame and blade set sold separately.

DualScribe™ Double-Ended Fiber Optic Scribes



- Three professional quality blade styles to choose from to meet your specific needs - Ruby, Sapphire, Carbide
- 30° single bevel - DualScribe™ reversible blade doubles tool life
- Soft non-slip grip provides precise control during scribing
- Clear safety cap protects the blades from damage when not in use

| Description | Part No. |
|---|---------------|
| Ruby Blade Fiber Optic Scribe (Red Handle) | 45-357 |
| Sapphire Blade Fiber Optic Scribe (Blue Handle) | 45-358 |
| Carbide Blade Fiber Optic Scribe (Black Handle) | 45-359 |

ALPHABETICAL INDEX

| Item | Page |
|----------------------------|------------------|
| 7-in-1 Stripper | B-18 |
| A | |
| Accessories | |
| Power Tool | B-58 |
| Tester & Meter | D-36 |
| Adapter Kit | |
| Circuit Breaker | D-8 |
| Adapters, F-Type | E-7 |
| Adjustable | |
| Torque Screwdriver | B-37 |
| Wrenches | B-23 |
| Aluminum Benders | B-15 |
| Amplifier Probe | E-3 |
| Anchor Kits | B-86 |
| Application Engineering | |
| Service | C-16 |
| Application Guide | |
| MIL-SPEC | C-10 thru C-12 |
| Apron | B-51 |
| Aqua-Gel® Cable Pulling | |
| Lubricant | B-10 |
| Arbor Extensions | B-64 |
| Arbors | B-64 |
| ArmourBand™ Insulating | |
| Wraps | B-74 |
| Auger Bits | B-66 |
| Awl | B-35 |
| B | |
| B-CAP® | |
| Wire Connectors | A-10, A-19 |
| B-TAP® Insulation | |
| Connectors | A-36 |
| B-TWIST™ Wire | |
| Connectors | A-10 |
| Backpacks | B-48, B-49 |
| Bags | |
| Large Mouth | B-49, B-51 |
| Mechanics Tool | B-51 |
| Small Parts | B-51 |
| Tool | B-51 |
| Band Saw Blades | B-68 |
| Barricade Tapes | B-76 |
| Barrier Strips | A-35 |
| Battery Pack | |
| Circuit Tracer | D-4, D-6 |
| Belt, Tool | B-50, B-52 |
| Bender Pocket Guide | B-15 |
| BenderBoot™ | B-15 |
| Benders | B-14, B-15 |
| Bi-Metal Hole Saws | B-63 |
| Bits | |
| Auger | B-66 |
| Installer | B-69 |
| Screwdriver | B-38, B-39 |
| Blades | |
| Band Saw | B-68 |
| Hacksaw | B-24 |
| Punchdown | E-8 |
| Reciprocating | B-67, B-68 |
| Stripmaster® Lite | |
| Wire Stripper | C-6 |
| Stripmaster® Wire Stripper | C-6 |
| Blued-Steel™ Fish Tapes | B-4 |
| Breaker Lockouts | B-100, B-101 |
| Buchanan Street Light | |
| Kits | A-26 thru A-28 |
| Bushings | B-86 |
| Butt Splices | A-32 |
| C | |
| Cabinet Screwdrivers | B-33 |
| Cable Clamps | B-83 |
| Cable Cutters | B-23, B-26, B-27 |
| Insulated | B-45 |
| Long-Arm | B-28 |
| PowerBlade™ | B-27 |
| Ratcheting | B-28 |
| Cable Lockout | B-102 |
| Cable Pulling Lubricant | B-10 |
| Cable Ripper | B-19 |
| Cable Slitting Tools | B-19 |

| Item | Page |
|---------------------------------|------------------|
| Cable Splicing Kit | E-13 |
| Cable Stackers | B-85 |
| Cable Staples | B-85 |
| Cable Strippers | B-19, E-12 |
| Cable Stripper, Ringer Shielded | |
| C-13 | |
| Cable Tester | E-3 |
| Cable Tie Tool | B-83 |
| Cable Ties | B-78 thru B-81 |
| Multi-Purpose | B-81 |
| Plenum | B-80 |
| Can Light Hole Saw | B-69 |
| Carbide Hole Cutters | B-59 |
| Carriers, Tool | B-49, B-52 |
| Carrying Cases | D-38 |
| Cat 6/5e Modular Plugs | E-9 |
| Chain Switches | B-88 |
| Circuit Analyzer | D-10 thru D-12 |
| Circuit Breaker | |
| Finder | D-7 thru D-9 |
| Circuit Tester | D-28 |
| Circuit Tracers | D-3 thru D-6 |
| Battery Pack | D-4, D-6 |
| Inductive Clamp | D-4, D-6 |
| Kits | D-4 |
| Receiver | D-4, D-5 |
| Test Lead Set | D-4, D-6 |
| Transmitter | D-4, D-6 |
| Clamp Meters | D-13 thru D-18 |
| TightSight® | D-16, D-17 |
| ClearGlide® Wire Pulling | |
| Lubricant | B-9 |
| Coax Crimp & | |
| Compression Kit | E-14 |
| Combo Tool | B-18 |
| Compression | |
| Connectors | E-4, E-5 |
| Kit | E-15 |
| Tool | E-4 |
| Conduit Benders | B-14, B-15 |
| Conduit Markers | B-104 |
| Conduit Measuring Tape | B-12 |
| Connectors | |
| Compression | E-4, E-5 |
| Crimp | A-20, A-21 |
| Crimp-On | E-7 |
| Insulation | A-36 |
| Low-Voltage | E-11 |
| Snap-In | B-86 |
| Twist-On | E-7 |
| Wire | A-5 thru A-14 |
| Continuity Tester | D-25 |
| Corrosion Tape | B-72 |
| Cradle | D-4, D-6 |
| Crimp Connectors | A-20, A-21 |
| High-Temp Pre-Insulated | A-21 |
| Crimp Die Sets | E-6 |
| Crimp Kit | E-8, E-16 |
| Crimpmaster® Crimp Tool | E-6 |
| Crimps | |
| Terminal | A-29 thru A-32 |
| Tools | A-20, B-18 B-26 |
| E-6, E-7, E-8 | |
| Crimp-On Connectors | E-7 |
| Cushioned-Grip | |
| Screwdrivers | B-33 thru B-35 |
| Custom Stripmaster® | |
| Wire Stripper | C-7, C-8 |
| Cutters | |
| Cable | B-23, B-26, B-27 |
| Data | E-13 |
| Serrated | E-17 |
| V-Notch | C-12 |
| Wire | B-19 |
| Cutters, Hole | B-59, B-60 |
| D | |
| Data T®-Cutter | E-13 |
| DataCom | |
| Kits | E-14 thru E-16 |
| Testers | E-3 |
| Deburring Tool | B-32 |
| Devices, Lockout | B-102 |

| Item | Page |
|------------------------------|----------------|
| Diagonal-Cutting Pliers | B-22 |
| Die Sets, Crimp | E-6 |
| Digital | |
| Light Meter | D-34, D-35 |
| Multimeters | D-19 thru D-22 |
| Divider Pouch | B-51 |
| Duct Seal | B-76 |
| Disconnects | A-31, A-32 |
| Luminaire | A-16 |
| Door Switch | B-88 |
| Drill Bits, Flexible | B-69 |
| Drill Taps | B-62 |
| Ductile Iron Benders | B-15 |
| E | |
| Electrical | |
| Crimp Terminals | A-29 thru A-32 |
| Tape | B-70 thru B-76 |
| Electrician's Tote | B-51 |
| Electronics Screwdrivers | B-35 |
| Engraving Tool | B-26 |
| Ergo-Elite Stripmaster® Wire | |
| Stripper | C-9 |
| Ergonomic Hacksaw | B-24 |
| F | |
| F-Connector Tool | E-7 |
| F-Connectors | E-7 |
| Feed-Thru | |
| Installation Kit | E-15 |
| Modular Plugs | E-9, E-10 |
| Fiber Optic Scribes | E-17 |
| Fiber Stripper | E-17 |
| Fiberglass Fish Tapes | B-5 |
| Fish Tape | |
| Leaders | B-6 |
| Parts | B-6 |
| Repair Kits | B-6 |
| Replacement Kits | B-6 |
| Swivel Ball | B-6 |
| Fish Tapes | B-3 thru B-6 |
| Blued-Steel™ | B-4 |
| Fiberglass | B-5 |
| Gold-Fish® | B-5 |
| Non-Conductive | B-5 |
| S-Class® Fiberglass | B-5 |
| Stainless Steel | B-4 |
| Volt-Guard | B-5 |
| Zoom™ | B-4 |
| Fishing Poles | B-7 |
| Flexible Drill Bits | B-69 |
| Foam Carriers | B-13 |
| Folding Saw | B-24 |
| Fork Meters | D-15, D-18 |
| Fuse Pullers | B-46 |
| Fuses, Tester/Meter | D-21 |
| G | |
| Gold-Fish® Fish Tapes | B-5 |
| Greenie® Grounding Wire | |
| Connectors | A-6 |
| Gripper Pads | C-8 |
| Grommets | B-86 |
| Ground Resistance | |
| Tester | D-34, D-35 |
| Grounding | |
| Products | A-17 thru A-19 |
| Screws | A-19 |
| Tails | A-18 |
| Wire Connectors | A-6, A-19 |
| H | |
| Hacksaws & Blades | B-24 |
| Hammer | B-25 |
| Hand Tool Kits | B-52 |
| Hand Tools | B-17 thru B-37 |
| Hasps | B-103 |
| Heat Shrink | B-89 thru B-93 |
| Kits | B-90 |
| Tubing | B-91 thru B-93 |
| Heavy-Duty | |
| Hacksaw | B-24 |
| Lockout Tags | B-103 |

| Item | Page |
|--------------------------|----------------|
| Heavy-Duty | |
| Wire Strippers | B-17 |
| Hex Key Sets | B-24 |
| High-Temp | |
| Pre-Insulated Crimp | |
| Connectors | A-21 |
| Wire Connectors | A-5 |
| Hole Cutters | B-59, B-60 |
| Hole Saws | |
| Can Light | B-69 |
| Carbide | B-59 |
| Bi-Metal | B-63 |
| Multi-Purpose | B-65 |
| Holster, Tool | B-51 |
| I | |
| Identification Ties | B-83 |
| In-Sure® Push-In | |
| Wire Connectors | A-13, A-14 |
| Inductive Clamp | |
| Circuit Tracer | D-4, D-6 |
| Infrared | |
| Thermometers | D-32, D-33 |
| Installer Bits | B-69 |
| Insulated | |
| Cable Cutter | B-42 |
| Crimp Tool | B-42 |
| Knife | B-42 |
| Nut Driver | B-43 |
| Pliers | B-42 |
| Screwdrivers | B-43 |
| Staples | B-85 |
| Tool Kits | B-44, B-45 |
| Tools | B-40 thru B-46 |
| Wire Stripper | B-18, B-42 |
| Insulating Wraps | B-74 |
| Insulation | |
| Connectors | A-36 |
| Meter | D-34, D-35 |
| Tester | D-34, D-35 |
| Insulators | |
| Splice Cap | A-20 |
| Wrap-Cap® | A-20 |
| J | |
| Jab Saw | B-24 |
| Jumpers | A-34 |
| K | |
| Keystone Screwdrivers | B-33 |
| Kits | |
| Anchor | B-86 |
| Bi-Metal Hole Saw | B-64 |
| Cable Splicing | E-13 |
| Circuit Tracer | D-4 |
| Coax Crimp & | |
| Compression | E-14 |
| Compression | E-15 |
| Crimp | E-8, E-16 |
| DataComm | E-14 thru E-16 |
| Feed-Thru Installation | E-15 |
| Fish Tape Repair | B-6 |
| Fish Tape Replacement | B-6 |
| Fishing Poles | B-7 |
| Heat Shrink | B-90 |
| Hole Cutter | B-59 |
| Insulated Tool | B-44 |
| Lockout/Tagout | B-95 thru B-99 |
| Network | E-14, E-16 |
| Safety | B-95 |
| Technician's Service | E-16 |
| Telephone/Data Cable | E-11 |
| Termination | E-16 |
| Test-Tone-Trace | E-3 |
| Tool | B-52 thru B-57 |
| Twisted Pair Termination | E-15 |
| Wire Connector | A-12 |
| Knives | |
| Insulated | B-42 |
| Pocket | B-25 |
| Utility | B-24 |

ALPHABETICAL INDEX

| <u>Item</u> | <u>Page</u> | <u>Item</u> | <u>Page</u> | <u>Item</u> | <u>Page</u> | <u>Item</u> | <u>Page</u> |
|---|-------------|---|-------------|--|-------------|---|-------------|
| L | | OmniSeal™ Pro XL Compression Tool..... E-4 | | Screwdrivers B-29 thru B-35, B-37 Adjustable Torque..... B-37 Bits..... B-39 Cabinet..... B-33 Cushioned-Grip... B-33 thru B-35 Electronic..... B-35 Insulated..... B-43 Keystone..... B-33 Multi-Bit..... B-30, B-31 Off-Set..... B-35 Phillips..... B-33 Quick Change..... B-37 Quick Rotating..... B-35 Sets..... B-34 Square..... B-33 Twist-a-Nut™..... B-31, B-32 | | Switches..... Toggle..... B-87 | |
| Labels, Lock..... B-103 | | P | | Scribes, Fiber Optic..... E-17 Sealant, Duct..... B-76 Selection Chart, Test Lead..... D-37 Set Screw Holder Tool..... A-21 Wire Connectors..... A-21 | | Swivel Ball, Fish Tape..... B-6 | |
| Large Mouth Bags..... B-49, B-51 | | Padlocks..... B-103 | | Set, Off-Set Screwdriver..... B-35 Sets Nut Driver..... B-36 Screwdriver..... B-34 | | T | |
| Leaders, Fish Tape..... B-6 | | Pads Mastic..... B-72 Mounting..... B-82 | | Shims, Spacer..... B-86 Shoulder Straps..... B-52 | | T [®] -Cutter Lite Wire Cutter..... C-12 | |
| Levels..... B-25 | | Parallel Splices..... A-32 | | Signs..... B-104 | | Tags, Lockout..... B-103 | |
| Light Meter..... D-34, D-35 | | Pen..... B-84 | | Sliip-Joint Pliers..... B-23 | | Tap Tool..... B-32 | |
| Line Packages..... B-13 | | Phase Rotation Tester..... D-34, D-35 | | SLK [®] Street Light Kits..... A-22 thru A-25 | | Tap Splices..... A-32 | |
| LinearX [®] 3 Compression Tool... E-4 | | Phillips Screwdrivers..... B-33 | | Snap-In Connector..... B-86 | | Tapes Barricade..... B-76 Corrosion..... B-72 Electrical..... B-70 thru B-76 Fish..... B-3 thru B-6 Measuring..... B-25 Rubber..... B-72 Specialty..... B-72 Underground..... B-75 | |
| Linesman Pliers..... B-22 | | Pigtails..... A-19 | | Socket Tool, Wire Connector A-12 | | Technician's Service Kit..... E-16 | |
| LinkMaster™ Tester..... E-3 | | Pilot Bits..... B-59, B-64, B-65 | | Spacer Shims..... B-86 | | Telephone/Data Cable Kit..... E-11 | |
| Load Center..... B-84 | | Pilot Drill..... B-59 | | Spade Bits, Power..... B-69 | | Terminals Strips..... A-33, A-34 Crimp..... A-29 thru A-32 Ring..... A-30 Spade..... A-30 | |
| Lock | | Pilot Drill..... B-59 | | Spade Terminals..... A-30 | | Termination Kit..... E-16 | |
| Box..... B-99 | | Plenum Cable Ties..... B-80 | | Specialty Tape..... B-72 | | Terminators..... E-7 | |
| Labels..... B-103 | | Pliers..... B-21 thru B-23 | | Specialty Testers..... D-34, D-35 | | Test Lead Selection Chart..... D-37 | |
| Stations..... B-100, B-101 | | Diagonal-Cutting..... B-22 | | Splice Caps on Insulators..... A-20 | | Test Lead Sets..... D-36 | |
| Lockout | | Insulated..... B-42 | | SpliceLine [®] In-Line Wire Connectors..... A-13, A-14 | | Test Leads..... D-36 | |
| Breaker..... B-100, B-101 | | Linesman..... B-22 | | Spin-Twist Wire Connector Tool..... A-12 | | Test-Tone-Trace Kit..... E-3 | |
| Cable..... B-102 | | Long-Nose..... B-22 | | Splitters..... E-13 | | Tester & Meter Accessories..... D-36 Carrying Cases..... D-38 Fuses..... D-21 Replacement Parts..... D-39 Test Lead Selection Chart D-37 | |
| Devices..... B-102 | | Slip-Join..... B-23 | | Square Screwdrivers..... B-33 | | Testers Cable..... E-3 Circuit..... D-28 Continuity..... D-25 DataCom..... E-3 Ground Resistance..... D-34, D-35 Insulation..... D-34, D-35 | |
| Plugs..... B-101 | | Tongue & Groove..... B-22 | | Stackers, Cable..... B-85 | | Insulation..... D-34, D-35 | |
| Switches..... B-102 | | Plug Lockouts..... B-101 | | Stainless Steel Fish Tapes..... B-4 Wire Strippers..... B-18 | | LinkMaster™..... E-3 | |
| Tags..... B-103 | | Pneumatic Wire Strippers..... C-15 | | Step Bits..... B-61 | | Non-Contact Voltage..... D-29 thru D-31 | |
| Lockout/Tagout..... B-94, B-95, Kits..... B-99 | | Pocket Knives..... B-25 | | Strain Relief Boots..... E-9, E-10 | | Phase Rotation..... D-34, D-35 | |
| Lockouts | | Poles, Fishing..... B-7 | | Straps, Shoulder..... B-52 | | Receptacle..... D-26 thru D-28 | |
| Breaker..... B-100, B-101 | | Pouch | | Street Light Kits..... A-22 thru A-25 | | Specialty..... D-34, D-35 | |
| Plug..... B-101 | | Tool..... B-49, B-50, B-52 | | Buchanan..... A-26 thru A-28 | | Voltage..... D-23 thru D-25 | |
| Long-Arm Cable Cutters..... B-28 | | Zipper..... B-50, B-51, B-52 | | Stripmaster [®] Lite Wire Stripper..... C-5, C-6 | | Tether..... B-24 | |
| Long-Nose Pliers..... B-22 | | Power Spade Bits..... B-69 | | Stripmaster [®] Model 950 Wire Stripper..... C-14 | | Thermometers..... D-32 thru D-33 | |
| Low-Voltage Connectors..... E-11 | | Power Tool Accessories..... B-58 thru B-69 | | Stripmaster [®] Wire Stripper Blades..... C-6 | | TightSight [®] Clamp Meters..... D-16, D-17 | |
| Lubricants | | PowerBlade™ Cable Cutters B-27 | | Strippers 7-in-1..... B-18 Cable..... B-19, E-12 Fiber..... E-17 V-Notch..... B-18 Wire..... B-16 thru B-18 | | Tin Snips..... B-26 | |
| Wire Pulling..... B-8 thru B-11 | | PowerPlug [®] Luminaire Disconnects..... A-15, A-16 | | Strips Barrier..... A-35 Terminal..... A-33 thru A-34 | | TKO™ Carbide-Tipped Hole Cutters..... B-59, B-60 | |
| Luminaire Disconnects..... A-16 | | Pre-Insulated Crimp Connectors..... A-21 | | SureTest™ Circuit Analyzer..... D-10 thru D-12 | | Toggle Switches..... B-87 | |
| M | | Premium Electrical Tape..... B-71 | | SureTrace™ Circuit Tracer..... D-3 thru D-6 | | Tone Generator..... E-3 | |
| Magnetic Hanging Strap..... D-36 | | Pro Series [®] B-48 thru B-50 | | Switches..... B-87, B-88 | | Tongue & Groove Pliers..... B-22 | |
| Markers | | Probe Pic & Spudger..... E-8 | | Chain..... B-88 | | Tool Bags..... B-47 thru B-52 Belt..... B-50, B-52 Carriers..... B-47 thru B-52 Holster..... B-51 Kits..... B-52 thru B-57 | |
| Conduit..... B-104 | | Pull Line..... B-12 | | Door..... B-88 | | Tool Kits Insulated..... B-44, B-45 | |
| Voltage..... B-104 | | Punchdown Tool & Blades..... E-8 | | Rocker..... B-88 | | Tether..... B-24 | |
| Wire..... B-84 | | Push-In Wire Connectors A-13, A-14 | | Scissors..... E-13 | | Tools Cable Slitting..... B-19 Cable Tie..... B-83 Compression..... E-4 Crimp..... A-20, E-6, E-7, E-8 Deburring..... B-32 Engraving..... B-26 F-Connector..... E-7 Hand..... B-17 thru B-37 Insulated..... B-40 thru B-46 | |
| Marking Pen..... B-84 | | Q | | | | | |
| Mastic Pads..... B-72 | | Quick Connects..... A-34 | | | | | |
| Measuring Tape, Conduit..... B-12 | | Quick Snap Connectors..... B-86 | | | | | |
| Measuring Tapes..... B-25 | | Quick Rotating Screwdriver B-35 | | | | | |
| Mechanics Tool Bag..... B-51 | | Quick-Change Screwdriver B-37 | | | | | |
| Meter | | R | | | | | |
| Clamp..... D-13 thru D-18 | | Ratcheting Cable Cutter..... B-28 | | | | | |
| Fork..... D-15, D-18 | | Receiver, Circuit Tracer..... D-4, D-5 | | | | | |
| Digital Light..... D-34, D-35 | | Receptacle Testers..... D-26 thru D-28 | | | | | |
| Insulation..... D-34, D-35 | | Reciprocating Blades..... B-67, B-68 | | | | | |
| MIL-SPEC Application Guide..... C-10 thru C-12 | | Replacement Frames, Stripmaster [®] C-8 | | | | | |
| Modular Plug Crimping Tool..... E-8, E-9 | | Replacement Kits, Fish Tape... B-6 | | | | | |
| Modular Plugs..... E-9, E-10 | | Replacement Parts, Tester & Meter..... D-39 | | | | | |
| Mounting Pads..... B-82 | | Replacement Tips, Multi-Bit Screwdrivers..... B-30, B-31 | | | | | |
| MULETAPE [®] B-12 | | Ring Terminals..... A-30 | | | | | |
| Multi-Bit Screwdrivers..... B-30, B-31 | | Ringer Shielded Cable Stripper..... C-13 | | | | | |
| Multi-Crimp Strip Tool..... B-18 | | Rocker Switches..... B-88 | | | | | |
| Multi-Crimp Tools..... B-23 | | Rope..... B-13 | | | | | |
| Multi-Purpose Cable Ties..... B-81 | | Rubber Mastic Tape..... B-72 | | | | | |
| Hole Saws..... B-65 | | Rubber Tape..... B-72 | | | | | |
| Multimeters, Digital..... D-19 thru D-22 | | S | | | | | |
| N | | S-Class [®] Fiberglass Fish Tapes. B-5 | | | | | |
| Network Kit..... E-14, E-16 | | Safety Kits..... B-95 Signs..... B-104 | | | | | |
| NM Cable Wire Strippers..... B-18 | | Saws Folding..... B-24 Jab..... B-24 | | | | | |
| Noalox™ Anti-Oxidant..... B-11 | | Scissors..... E-13 | | | | | |
| Non-Conductive Fish Tapes... B-5 | | | | | | | |
| Non-Contact Voltage Testers..... D-29 thru D-31 | | | | | | | |
| Nut Driver Insulated..... B-43 | | | | | | | |
| Nut Drivers..... B-36 | | | | | | | |
| O | | | | | | | |
| Off-Set Screwdriver Set..... B-35 | | | | | | | |
| Omega Stripmaster [®] Wire Stripper..... C-12 | | | | | | | |

ALPHABETICAL INDEX

| <u>Item</u> | <u>Page</u> |
|------------------------------|----------------|
| Tools | |
| Modular Plug | |
| Crimping | E-8, E-9 |
| Multi-Crimp | B-23 |
| Punchdown | E-8 |
| Set Screw Holder | A-21 |
| Tap | B-32 |
| Totes | B-51 |
| Transmitter, Circuit | |
| Tracer | D-4, D-6 |
| Tubing | |
| Heat Shrink | B-91 thru B-93 |
| Twist-a-Nut™ | |
| Screwdrivers | B-31, B-32 |
| Twist-On Connectors | E-7 |
| Twisted Pair Termination Kit | E-15 |
| Twister® Al/Cu | |
| Wire Connectors | A-9 |
| Twister® Pro Wire Connectors | A-7 |
| Twister® Wire Connectors | A-7 |

| <u>U</u> | <u>Page</u> |
|--------------------|-------------|
| Underground | |
| Tapes | B-75 |
| Wire Connectors | A-8 |
| Utility Knife | B-24 |

| <u>Item</u> | <u>Page</u> |
|-----------------------------|----------------|
| V | |
| V-Notch | |
| Cutter | C-12 |
| Stripper | B-18 |
| VDV MultiMedia Cable Tester | E-3 |
| Velocity™ Wire Pulling | |
| Lubricant | B-11 |
| Vinyl Electrical Tape | B-71 |
| Volt-Guard Fish Tapes | B-5 |
| Voltage | |
| Markers | B-104 |
| Testers | D-23 thru D-25 |

| <u>W</u> | <u>Page</u> |
|----------------------------|---------------|
| WeatherProof | |
| Wire Connectors | A-8 |
| Wing-Nut® Wire Connectors | A-6 |
| WingTwist® Wire | |
| Connectors | A-11, A-19 |
| Wipes | B-26 |
| Wire Connector Socket Tool | A-12 |
| Wire Connectors | A-5 thru A-14 |
| B-CAP® | A-10, A-19 |
| B-TWIST™ | A-10 |
| Wire Connectors | |
| Greenie® Grounding | A-6, A-19 |
| Grounding | A-6, A-19 |

| <u>Item</u> | <u>Page</u> |
|------------------------|------------------|
| Wire Connectors | |
| High-Temp | A-5 |
| In-Sure® Push-In | A-13, A-14 |
| Push-In | A-13, A-14 |
| Set Screw | A-21 |
| SpliceLine® | A-13, A-14 |
| Twister® | A-7 |
| Twister® Al/Cu | A-9 |
| Twister® Pro | A-7 |
| Twister® ProFLEX™ | A-7 |
| UnderGround | A-8 |
| WeatherProof | A-8 |
| Wing-Nut® | A-6 |
| WingTwist® | A-11, A-12, A-19 |
| Wire Connectors | |
| Wire-Nut® | A-5 |
| WireTwist® | A-11, A-12 |
| Wire Cutter | B-19 |
| T®-Cutter | C-12 |
| Wire Fishing | B-3 thru B-13 |
| Wire Management | B-77 thru B-86 |
| Wire Markers | B-84 |
| Wire Pulling Lubricant | B-8 thru B-11 |
| Aqua-Gel® | B-10 |
| ClearGlide® | B-9 |
| Velocity | B-11 |
| Yellow 77® | B-9 |

| <u>Item</u> | <u>Page</u> |
|---------------------------|----------------|
| Wire Stop, Custom | |
| Stripmaster® | C-8 |
| Wire Strippers | B-16 thru B-18 |
| Custom Stripmaster® | C-7, C-8 |
| Ergo-Elite Stripmaster® | C-9 |
| Heavy-Duty | B-17 |
| Insulated | B-18, B-42 |
| NM Cable | B-18 |
| Wire Strippers | |
| Omega Stripmaster® | C-12 |
| Pneumatic | C-15 |
| Stainless Steel | B-18 |
| Stripmaster® | C-5, C-6, E-12 |
| Stripmaster® Lite | C-5, C-6 |
| Stripmaster® Model 950 | C-14 |
| Wire-Nut® Wire Connectors | A-5 |
| WireTwist® Wire | |
| Connectors | A-11, A-12 |
| Wrap-Cap® Insulators | A-20 |
| Wrenches | B-23 |

| <u>Y</u> | <u>Page</u> |
|--------------------------------|-------------|
| Yellow 77® Wire Pulling | |
| Lubricant | B-9 |

| <u>Z</u> | <u>Page</u> |
|------------------|-------------|
| Zipper Pouch | B-50, B-51 |
| Zoom™ Fish Tapes | B-4 |

NUMERICAL INDEX

| <u>Item</u> | <u>Page</u> |
|-------------|-------------|
| 691.02 | C-14 |
| 2007 | A-20 |
| 2014 | A-20 |
| 772271 | B-84 |
| 772451 | B-84 |
| 772453 | B-84 |
| 774000 | B-87 |
| 774002 | B-87 |
| 774005 | B-87 |
| 774008 | B-87 |
| 774009 | B-87 |
| 774010 | B-87 |
| 774011 | B-87 |
| 774013 | B-87 |
| 774014 | B-87 |
| 774016 | B-87 |
| 774020 | B-87 |
| 774035 | B-88 |
| 774037 | B-88 |
| 774056 | B-88 |
| 774113 | B-86 |
| 774136 | B-84 |
| 775101 | B-84 |
| 775102 | B-84 |
| 775103 | B-84 |
| 775104 | B-84 |
| 10-398 | B-52, B-57 |
| 10-466 | B-52, B-57 |
| 11-113 | B-26 |
| 11-200 | B-26 |
| 11-201 | B-26 |
| 172451L | B-86 |
| 20-LC | A-27 |
| 20-LC-U | A-27 |
| 2006S | A-20 |
| 2006SB | A-20 |
| 2007B | A-20 |
| 2011S | A-20 |
| 2011SB | A-20 |
| 2014B | A-20 |
| 20U | A-27 |
| 30-024 | B-11 |
| 30-026 | B-11 |
| 30-030 | B-11 |
| 30-031 | B-11 |
| 30-032 | B-11 |
| 30-040 | B-11 |
| 30-059 | A-5 |
| 30-065 | A-9 |
| 30-071 | A-5 |
| 30-072 | A-5 |
| 30-073 | A-5 |
| 30-073J | A-5 |
| 30-074 | A-5 |
| 30-074J | A-5 |
| 30-076 | A-5 |
| 30-076J | A-5 |

| <u>Item</u> | <u>Page</u> |
|-------------|-------------|
| 30-082 | A-16 |
| 30-083 | A-16 |
| 30-087J | A-14 |
| 30-088J | A-14 |
| 30-090J | A-14 |
| 30-092 | A-6, A-19 |
| 30-092J | A-6, A-19 |
| 30-102 | A-16 |
| 30-1032 | A-14 |
| 30-1032J | A-14 |
| 30-1033 | A-14 |
| 30-1033J | A-14 |
| 30-1034 | A-14 |
| 30-1034J | A-14 |
| 30-1039 | A-14 |
| 30-1039J | A-14 |
| 30-103X | A-16 |
| 30-1042 | A-14 |
| 30-1042J | A-14 |
| 30-1047 | A-7 |
| 30-1066 | A-8 |
| 30-1160 | A-8 |
| 30-1161 | A-8 |
| 30-1162 | A-8 |
| 30-1163 | A-8 |
| 30-1216 | B-11 |
| 30-1260 | A-8 |
| 30-1261J | A-8 |
| 30-1262J | A-8 |
| 30-1263J | A-8 |
| 30-1264 | A-8 |
| 30-1342S | A-14 |
| 30-1347J | A-7 |
| 30-1361 | A-8 |
| 30-1362 | A-8 |
| 30-1363 | A-8 |
| 30-144 | A-7 |
| 30-146 | A-21 |
| 30-148 | A-21 |
| 30-151 | A-5 |
| 30-152 | A-5 |
| 30-153 | A-5 |
| 30-159 | A-5 |
| 30-1632 | A-14 |
| 30-1633 | A-14 |
| 30-1634 | A-14 |
| 30-1642 | A-14 |
| 30-165 | A-9 |
| 30-171 | A-5 |
| 30-172 | A-5 |
| 30-173 | A-5 |
| 30-174 | A-5 |
| 30-176 | A-5 |
| 30-187 | A-14 |
| 30-188 | A-14 |
| 30-190 | A-14 |
| 30-192 | A-6 |

| <u>Item</u> | <u>Page</u> |
|-------------|------------------------|
| 30-2091 | A-12 |
| 30-210 | A-21 |
| 30-211 | A-21 |
| 30-222 | A-21 |
| 30-2255 | A-16 |
| 30-2257 | A-16 |
| 30-244J | A-7 |
| 30-245 | A-21 |
| 30-249 | A-21 |
| 30-251 | A-5 |
| 30-252 | A-5 |
| 30-253 | A-5 |
| 30-259 | A-5 |
| 30-265 | A-9 |
| 30-271 | A-5 |
| 30-272 | A-5 |
| 30-273 | A-5 |
| 30-274 | A-5 |
| 30-276 | A-5 |
| 30-292 | A-6, A-19 |
| 30-310 | A-21 |
| 30-311 | A-21 |
| 30-3183 | A-18 |
| 30-3184 | A-18 |
| 30-3194 | A-19 |
| 30-3201 | A-18 |
| 30-322 | A-21 |
| 30-3284 | A-18 |
| 30-3285 | A-18 |
| 30-3286 | A-18 |
| 30-3287 | A-18 |
| 30-3288 | A-18 |
| 30-3289 | A-18 |
| 30-330 | B-32 |
| 30-331 | B-32 |
| 30-3311 | A-18 |
| 30-333 | B-32 |
| 30-3385 | A-18 |
| 30-3390 | A-18 |
| 30-3392 | A-18 |
| 30-3394 | A-18 |
| 30-3396 | A-18 |
| 30-3399 | A-18 |
| 30-340 | A-7 |
| 30-3402 | A-18 |
| 30-3404 | A-18 |
| 30-341 | A-7 |
| 30-3410 | A-18 |
| 30-3413 | A-18 |
| 30-3414 | A-18 |
| 30-3415 | A-18 |
| 30-341J | A-7 |
| 30-342 | A-7 |
| 30-3429 | B-23 |
| 30-343 | A-7 |
| 30-3430 | B-22, B-54, B-55, B-56 |
| 30-3450 | B-22 |

| <u>Item</u> | <u>Page</u> |
|-------------|------------------------------------|
| 30-347 | A-7 |
| 30-3470 | A-19 |
| 30-3471 | A-19 |
| 30-3480 | A-18 |
| 30-3496 | A-18 |
| 30-3523 | A-16 |
| 30-353XJ | A-16 |
| 30-3570 | A-19 |
| 30-3571 | A-19 |
| 30-3580 | A-18 |
| 30-3594 | A-19 |
| 30-3627 | A-5 |
| 30-3628 | A-5 |
| 30-3629 | A-5 |
| 30-365 | A-9 |
| 30-372 | A-16 |
| 30-382J | A-16 |
| 30-383X | A-16 |
| 30-410 | A-20 |
| 30-411 | A-20 |
| 30-412 | A-20 |
| 30-428 | B-18, B-56 |
| 30-429 | B-23 |
| 30-430 | B-22, B-53, B-54, B-55, B-56, B-57 |
| 30-433 | B-19, E-7 |
| 30-445 | A-20 |
| 30-447 | A-20 |
| 30-450 | B-22 |
| 30-451 | A-6 |
| 30-451J | A-6 |
| 30-452 | A-6 |
| 30-452J | A-6 |
| 30-454 | A-6 |
| 30-482 | B-18 |
| 30-495 | E-9 |
| 30-4951 | E-9 |
| 30-496 | E-8 |
| 30-500 | E-6 |
| 30-502 | E-6 |
| 30-503 | E-6 |
| 30-506 | E-6 |
| 30-510 | A-20 |
| 30-511 | A-20 |
| 30-512 | A-20 |
| 30-515 | A-20 |
| 30-517 | A-20 |
| 30-541 | A-7 |
| 30-551 | A-6 |
| 30-552 | A-6 |
| 30-554 | A-6 |
| 30-559 | E-6 |
| 30-573 | E-6 |
| 30-576 | E-6 |
| 30-577 | E-6 |
| 30-578 | E-6 |
| 30-579 | E-6 |

NUMERICAL INDEX

| Item | Page | Item | Page | Item | Page | Item | Page |
|-----------|------------------------|-----------|------|---------|-----------|------------------------------|------------------------------|
| 30-580 | E-6 | 30-C2222N | A-25 | 31-316 | B-13 | 33-719 | E-11 |
| 30-581 | E-6 | 30-C2226 | A-25 | 31-317 | B-13 | 33-750 | E-16 |
| 30-582 | E-6 | 30-C2226N | A-25 | 31-318 | B-13 | 33-793 | E-14 |
| 30-586 | E-6 | 30-C2616 | A-24 | 31-319 | B-13 | 33-856 | E-3 |
| 30-587 | E-6 | 30-C2616N | A-24 | 31-320 | B-13 | 33-864 | E-3 |
| 30-593 | E-6 | 30-C2616T | A-24 | 31-321 | B-13 | 33-866 | E-3 |
| 30-594 | E-6 | 30-C2626 | A-25 | 31-322 | B-13 | 34-001 | B-46, B-95 |
| 30-6064 | A-8 | 30-C2626N | A-25 | 31-323 | B-13 | 34-002 | B-42, B-44, B-45, B-46, B-56 |
| 30-610 | A-20 | 30-HC2 | A-25 | 31-324 | B-13 | 34-003 | B-46 |
| 30-6162 | A-8 | 30-HC6 | A-25 | 31-325 | B-13 | 34-012 | B-46 |
| 30-640J | A-7 | 30-HS2 | A-25 | 31-327 | B-13 | 34-015 | B-46 |
| 30-641 | A-7 | 30-S1212 | A-24 | 31-328 | B-13 | 34-016 | B-46 |
| 30-641J | A-7 | 30-S1212D | A-24 | 31-338 | B-12 | 35-001 | B-26 |
| 30-642 | A-7 | 30-S1212N | A-24 | 31-340 | B-12 | 35-019 | B-23 |
| 30-643J | A-7 | 30-S1212P | A-24 | 31-344 | B-12 | 35-020 | B-23 |
| 30-644J | A-7 | 30-S1222 | A-25 | 31-347 | B-12 | 35-021 | B-23 |
| 30-645 | A-21 | 30-S1222N | A-25 | 31-348 | B-12 | 35-022 | B-23 |
| 30-646 | A-21 | 30-S2212 | A-24 | 31-351 | B-9 | 35-028 | B-22, B-57 |
| 30-648 | A-21 | 30-S2212D | A-25 | 31-355 | B-9 | 35-029 | B-22, B-53, B-54, B-55 |
| 30-649 | A-21 | 30-S2212N | A-24 | 31-358 | B-9 | 35-031 | B-28 |
| 30-651 | A-6 | 30-S2212T | A-24 | 31-365 | B-9 | 35-031B | B-28 |
| 30-651J | A-6 | 30-S2222 | A-25 | 31-371 | B-10 | 35-032 | B-28 |
| 30-652 | A-6 | 30-S2222D | A-25 | 31-375 | B-10 | 35-032B | B-28 |
| 30-652J | A-6 | 30-S2222N | A-25 | 31-378 | B-10 | 35-033 | B-28 |
| 30-654 | A-6 | 30-S2222P | A-25 | 31-381 | B-9 | 35-033B | B-28 |
| 30-673 | A-5 | 31-004 | B-4 | 31-385 | B-9 | 35-036 | B-22 |
| 30-674 | A-5 | 31-010 | B-4 | 31-3855 | B-10 | 35-038 | B-22, B-53, |
| 30-682F | A-16 | 31-012 | B-4 | 31-388 | B-9 | B-54, B-55, B-56, B-57 | |
| 30-682L | A-16 | 31-033 | B-4 | 31-391 | B-9 | 35-046 | E-7 |
| 30-682M | A-16 | 31-035 | B-4 | 31-395 | B-9 | 35-052 | B-23, B-56 |
| 30-683 | A-16 | 31-036 | B-4 | 31-398 | B-9 | 35-052 | B-55 |
| 30-687 | A-14 | 31-038 | B-4 | 31-421 | B-10 | 35-052 | B-56 |
| 30-688 | A-14 | 31-050 | B-4 | 31-425 | B-10 | 35-053 | B-28 |
| 30-690 | A-14 | 31-051 | B-4 | 31-435 | B-10 | 35-056 | B-28 |
| 30-696 | E-8 | 31-052 | B-4 | 31-466 | B-13 | 35-057 | B-28 |
| 30-727 | B-53 | 31-055 | B-4 | 31-467 | B-13 | 35-075 | B-32 |
| 30-728 | B-53 | 31-056 | B-4 | 31-468 | B-13 | 35-076 | B-27 |
| 30-729 | B-54 | 31-057 | B-4 | 31-469 | B-13 | 35-078 | B-27 |
| 30-730 | B-54 | 31-058 | B-4 | 31-470 | B-13 | 35-083 | B-32, B-55 |
| 30-747 | A-7 | 31-059 | B-4 | 31-471 | B-13 | 35-088 | E-13 |
| 30-765 | A-9 | 31-060 | B-5 | 31-472 | B-13 | 35-093 | E-13 |
| 30-793 | E-4 | 31-061 | B-5 | 31-473 | B-13 | 35-096 | B-32 |
| 30-803 | A-5 | 31-062 | B-5 | 31-475 | B-13 | 35-097 | B-32 |
| 30-840 | A-7 | 31-063 | B-5 | 31-476 | B-13 | 35-098 | B-32 |
| 30-841 | A-7 | 31-064 | B-5 | 31-477 | B-13 | 35-100 | B-23 |
| 30-842 | A-7 | 31-065 | B-5 | 31-479 | B-13 | 35-102 | B-23 |
| 30-843 | A-7 | 31-066 | B-4 | 31-480 | B-13 | 35-1091 | E-13 |
| 30-849 | A-21 | 31-067 | B-4 | 31-481 | B-13 | 35-1298 | B-34 |
| 30-851 | A-6 | 31-074 | B-4 | 31-541 | B-6 | 35-1299 | B-36 |
| 30-852 | A-6 | 31-085 | B-6 | 31-542 | B-5 | 35-1300 | B-34 |
| 30-872 | A-5 | 31-086 | B-5 | 31-544 | B-5 | 35-1301 | B-34 |
| 30-873 | A-5 | 31-087 | B-5 | 31-552 | B-5 | 35-1302 | B-36 |
| 30-874 | A-5 | 31-088 | B-5 | 31-554 | B-5 | 35-146 | B-24 |
| 30-876 | A-5 | 31-090 | B-4 | 31-601 | B-76 | 35-147 | B-24 |
| 30-902 | A-12 | 31-091 | B-4 | 31-605 | B-76 | 35-150 | B-33, B-34, B-53, B-54 |
| 30-9429 | B-42, B-45 | 31-092 | B-4 | 31-611 | B-7 | 35-151 | B-33, B-34 |
| 30-9430 | B-42, B-44, B-45, B-95 | 31-093 | B-4 | 31-612 | B-7 | 35-152 | B-33 |
| 30-944 | A-7 | 31-094 | B-6 | 31-631 | B-7 | 35-154 | B-33, B-34 |
| 30-992 | A-6 | 31-096 | B-4 | 31-633 | B-7 | 35-156 | B-33, B-34 |
| 30-B2216 | A-24 | 31-141 | B-5 | 31-643 | B-7 | 35-158 | B-33 |
| 30-C1212 | A-24 | 31-144 | B-5 | 31-644 | B-7 | 35-161 | B-33 |
| 30-C1212D | A-24 | 31-148 | B-6 | 31-647 | B-7 | 35-164 | B-33, B-34, B-55, B-56, B-57 |
| 30-C1212N | A-24 | 31-150 | B-5 | 31-648 | B-7 | 35-166 | B-33, B-34 |
| 30-C1212P | A-24 | 31-152 | B-5 | 31-651 | B-7 | 35-168 | B-33 |
| 30-C1216 | A-24 | 31-155 | B-5 | 31-652 | B-7 | 35-183 | B-33, B-34 |
| 30-C1216D | A-24 | 31-156 | B-6 | 31-653 | B-7 | 35-184 | B-33, B-57 |
| 30-C1216N | A-24 | 31-158 | B-6 | 31-654 | B-7 | 35-186 | B-33, B-34, B-53, |
| 30-C1216P | A-24 | 31-159 | B-6 | 31-839 | B-13 | B-54, B-55, B-56, B-57 | |
| 30-C1222 | A-25 | 31-160 | B-5 | 31-840 | B-13 | 35-188 | B-33 |
| 30-C1222N | A-25 | 31-162 | B-5 | 31-841 | B-13 | 35-190 | B-33 |
| 30-C1226 | A-25 | 31-164 | B-6 | 31-844 | B-13 | 35-191 | B-33 |
| 30-C1226N | A-25 | 31-165 | B-5 | 31-845 | B-13 | 35-193 | B-33, B-34, B-54, |
| 30-C1616 | A-24 | 31-166 | B-6 | 31-846 | B-13 | B-55, B-56, B-57 | |
| 30-C1616D | A-24 | 31-186 | B-5 | 31-849 | B-13 | 35-194 | B-33, B-34, |
| 30-C1616N | A-24 | 31-187 | B-5 | 31-850 | B-13 | B-53, B-54, B-55, B-56, B-57 | |
| 30-C1616P | A-24 | 31-189 | B-5 | 31-851 | B-13 | 35-195 | B-33 |
| 30-C1622 | A-25 | 31-190 | B-5 | 31-853 | B-13 | 35-196 | B-33 |
| 30-C1622N | A-25 | 31-200 | B-5 | 31-854 | B-13 | 35-200 | B-35 |
| 30-C1626 | A-25 | 31-201 | B-5 | 31-855 | B-13 | 35-202 | B-35 |
| 30-C1626N | A-25 | 31-202 | B-5 | 31-856 | B-13 | 35-203 | B-35 |
| 30-C2012 | A-24 | 31-203 | B-6 | 31-857 | B-13 | 35-204 | B-33 |
| 30-C2012N | A-24 | 31-207 | B-5 | 33-396 | E-8 | 35-205 | B-25, B-55, B-56 |
| 30-C2012T | A-24 | 31-208 | B-5 | 33-410 | E-14 | 35-206 | B-25 |
| 30-C2016 | A-24 | 31-2128 | B-4 | 33-505 | E-16 | 35-207 | B-25 |
| 30-C2016N | A-24 | 31-2143 | B-9 | 33-506 | E-16 | 35-208 | B-25 |
| 30-C2016T | A-24 | 31-276 | B-11 | 33-507 | E-15 | 35-210 | B-25, B-55, B-56 |
| 30-C2022 | A-25 | 31-277 | B-11 | 33-508 | E-15 | 35-219 | B-35 |
| 30-C2022N | A-25 | 31-278 | B-11 | 33-620 | E-15 | 35-238 | B-25 |
| 30-C2026 | A-25 | 31-291 | B-10 | 33-622T | E-14 | 35-242 | B-25, B-55, B-56, B-57 |
| 30-C2026N | A-25 | 31-295 | B-10 | 33-632 | E-4 | 35-260 | B-24 |
| 30-C2216 | A-24 | 31-298 | B-10 | 33-639 | E-15 | 35-261 | B-24, B-56 |
| 30-C2216N | A-24 | 31-2982 | B-4 | 33-700 | E-8, E-16 | 35-262 | B-24 |
| 30-C2216T | A-24 | 31-314 | B-12 | 33-704 | E-16 | 35-264 | B-24 |
| 30-C2222 | A-25 | 31-315 | B-12 | 33-706 | E-14 | 35-271 | B-24 |

NUMERICAL INDEX

| Item | Page | Item | Page | Item | Page | Item | Page |
|-----------|------------------------|-----------|------------------------|-----------|------------|---------|------------|
| 35-272 | B-24 | 35-812 | B-66 | 35-954 | B-30 | 36-415 | B-69 |
| 35-273 | B-24 | 35-813 | B-66 | 35-965 | B-52 | 36-417 | B-69 |
| 35-274 | B-24 | 35-814 | B-66 | 35-969 | B-52 | 36-419 | B-69 |
| 35-275 | B-24 | 35-815 | B-66 | 35-9690 | B-43, B-45 | 36-421 | B-69 |
| 35-285 | B-25, B-56 | 35-816 | B-66 | 35-9691 | B-44 | 36-422 | B-69 |
| 35-287 | B-25 | 35-817 | B-66 | 35-9693 | B-44 | 36-423 | B-69 |
| 35-290 | B-36 | 35-819 | B-66 | 35-9695 | B-44 | 36-432 | B-69 |
| 35-291 | B-36, B-54 | 35-820 | B-66 | 35-971 | B-66 | 36-500 | B-64 |
| 35-292 | B-36, B-54 | 35-821 | B-66 | 35-972 | B-66 | 36-501 | B-64 |
| 35-293 | B-36 | 35-822 | B-66 | 35-975 | B-52, B-55 | 36-502 | B-64 |
| 35-294 | B-36 | 35-823 | B-66 | 35-975BLK | B-52 | 36-511 | B-63 |
| 35-295 | B-36 | 35-824 | B-66 | 35-976 | B-66 | 36-512 | B-63 |
| 35-295 | B-36 | 35-825 | B-66 | 35-977 | B-66 | 36-513 | B-63 |
| 35-296 | B-36 | 35-826 | B-66 | 35-978 | B-66 | 36-514 | B-63 |
| 35-297 | B-34 | 35-827 | B-66 | 35-979 | B-66 | 36-515 | B-63 |
| 35-298 | B-34 | 35-828 | B-66 | 35-988 | B-31 | 36-516 | B-63 |
| 35-299 | B-36 | 35-829 | B-66 | 35-995 | B-52 | 36-517 | B-63 |
| 35-300 | B-24, B-57 | 35-862 | B-66 | 36-043 | B-68 | 36-518 | B-63 |
| 35-301 | B-24 | 35-864 | B-66 | 36-044 | B-68 | 36-520 | B-63 |
| 35-3028 | B-22, B-54 | 35-866 | B-66 | 36-046 | B-68 | 36-521 | B-63 |
| 35-3029 | B-22, B-54 | 35-868 | B-66 | 36-048 | B-68 | 36-522 | B-63 |
| 35-3038 | B-22, B-54, B-55, B-56 | 35-870 | B-69 | 36-054 | B-67 | 36-523 | B-63 |
| 35-3052 | B-23, B-55 | 35-871 | B-69 | 36-055 | B-67 | 36-524 | B-63 |
| 35-311 | B-52, B-55 | 35-872 | B-69 | 36-057 | B-67 | 36-525 | B-63 |
| 35-312 | B-52 | 35-892 | B-66 | 36-058 | B-67 | 36-526 | B-63 |
| 35-316 | B-52 | 35-893 | B-66 | 36-059 | B-67 | 36-527 | B-63 |
| 35-325 | B-52 | 35-896 | B-66 | 36-060 | B-67 | 36-528 | B-63 |
| 35-338 | B-52 | 35-897 | B-66 | 36-065 | B-67 | 36-529 | B-63 |
| 35-3420 | B-22, B-54, B-55, B-56 | 35-898 | B-66 | 36-066 | B-67 | 36-530 | B-63 |
| 35-402 | B-51 | 35-899 | B-66 | 36-067 | B-67 | 36-531 | B-63 |
| 35-403 | B-51 | 35-9029 | B-42, B-44, B-45, B-95 | 36-070 | B-68 | 36-532 | B-63 |
| 35-404 | B-35 | 35-9038 | B-42, B-44, B-45, B-95 | 36-071 | B-68 | 36-533 | B-63 |
| 35-406 | B-35, B-55, E-7 | 35-9052 | B-42, B-44, B-45 | 36-072 | B-68 | 36-534 | B-63 |
| 35-407 | E-8 | 35-908 | B-31, B-55, B-57 | 36-073 | B-68 | 36-535 | B-63 |
| 35-410 | B-51 | 35-910 | B-31, B-57 | 36-075 | B-67 | 36-536 | B-63 |
| 35-418 | B-51 | 35-9100 | B-44 | 36-085 | B-67 | 36-537 | B-63 |
| 35-420 | B-22, B-54, B-57 | 35-9101 | B-44 | 36-086 | B-67 | 36-538 | B-63 |
| 35-426 | B-22 | 35-9102 | B-45 | 36-087 | B-67 | 36-539 | B-63 |
| 35-427 | B-51, B-56 | 35-9103 | B-45 | 36-088 | B-67 | 36-540 | B-63 |
| 35-430 | B-22, B-55, B-56 | 35-9104 | B-43 | 36-090 | B-67 | 36-541 | B-63 |
| 35-440 | B-22 | 35-9108 | B-44 | 36-095 | B-67 | 36-542 | B-63 |
| 35-441 | B-51 | 35-911 | B-31 | 36-096 | B-67 | 36-543 | B-63 |
| 35-462 | B-51, B-54, B-56 | 35-912 | B-31 | 36-1/4-20 | B-62 | 36-544 | B-63 |
| 35-473 | E-8 | 35-913 | B-31 | 36-10/24 | B-62 | 36-545 | B-63 |
| 35-474 | B-51 | 35-914 | B-31 | 36-10/32 | B-62 | 36-546 | B-63 |
| 35-478 | E-8 | 35-9147 | B-42, B-43, B-44, B-45 | 36-12/24 | B-62 | 36-547 | B-63 |
| 35-479 | E-8 | 35-9148 | B-43 | 36-240 | B-35 | 36-548 | B-63 |
| 35-485 | E-8 | 35-9149 | B-43 | 36-241 | B-35 | 36-549 | B-63 |
| 35-495 | E-8 | 35-915 | B-31 | 36-242 | B-35 | 36-550 | B-63 |
| 35-497 | E-8 | 35-9150 | B-42, B-43, B-45 | 36-243 | B-35 | 36-551 | B-63 |
| 35-505 | B-51, B-57 | 35-9151 | B-42, B-43, B-45 | 36-244 | B-35 | 36-552 | B-63 |
| 35-511 | B-61 | 35-9166 | B-42, B-43, B-45 | 36-245 | B-35 | 36-553 | B-63 |
| 35-512 | B-61 | 35-9168 | B-42, B-43, B-45 | 36-246 | B-35 | 36-554 | B-63 |
| 35-513 | B-61 | 35-9169 | B-44 | 36-248 | B-35 | 36-555 | B-63 |
| 35-514 | B-61 | 35-919 | B-36 | 36-249 | B-35 | 36-556 | B-63 |
| 35-515 | B-61 | 35-9193 | B-42, B-43, B-45 | 36-300 | B-59 | 36-557 | B-63 |
| 35-516 | B-61 | 35-9194 | B-42, B-43, B-45 | 36-301 | B-59 | 36-558 | B-63 |
| 35-517 | B-61 | 35-9196 | B-43, B-45 | 36-302 | B-59 | 36-559 | B-63 |
| 35-520 | B-61 | 35-922 | B-32 | 36-303 | B-59 | 36-560 | B-63 |
| 35-521 | B-61 | 35-923 | B-32 | 36-304 | B-59 | 36-561 | B-63 |
| 35-522 | B-61 | 35-926 | B-32 | 36-305 | B-59 | 36-562 | B-63 |
| 35-523 | B-61 | 35-927 | B-32 | 36-306 | B-59 | 36-563 | B-63 |
| 35-524 | B-61 | 35-9290 | B-43, B-45 | 36-307 | B-59 | 36-564 | B-63 |
| 35-535 | B-51 | 35-9291 | B-43, B-45 | 36-308 | B-59 | 36-570 | B-64 |
| 35-5792 | B-57 | 35-9292 | B-43, B-44 | 36-309 | B-59 | 36-571 | B-64 |
| 35-5799 | B-57 | 35-9293 | B-43 | 36-310 | B-59 | 36-572 | B-64 |
| 35-5805 | B-57 | 35-9294 | B-43, B-45 | 36-311 | B-59 | 36-573 | B-64 |
| 35-598 | B-69 | 35-9295 | B-43, B-45 | 36-312 | B-59 | 36-574 | B-64 |
| 35-599 | B-69 | 35-9296 | B-43, B-45 | 36-313 | B-59 | 36-575 | B-64 |
| 35-655 | B-51 | 35-9297 | B-43 | 36-314 | B-59 | 36-576 | B-64 |
| 35-685 | B-30 | 35-9305 | B-45, B-95 | 36-315 | B-59 | 36-577 | B-64 |
| 35-688 | B-31 | 35-932 | B-37 | 36-316 | B-59 | 36-6/32 | B-62 |
| 35-690 | B-33 | 35-933 | B-37 | 36-317 | B-59 | 36-600 | B-62 |
| 35-691 | B-33 | 35-933STD | B-37 | 36-318 | B-59 | 36-700 | B-61 |
| 35-692 | B-33 | 35-933TP | B-37 | 36-350 | B-65 | 36-701 | B-61 |
| 35-693 | B-33, B-54 | 35-934 | B-37 | 36-351 | B-65 | 36-702 | B-61 |
| 35-694 | B-33 | 35-9340 | B-42, B-44, B-45 | 36-352 | B-65 | 36-703 | B-61 |
| 35-695 | B-33 | 35-9350 | B-43 | 36-353 | B-65 | 36-704 | B-61 |
| 35-726 | B-66 | 35-9351 | B-43 | 36-354 | B-65 | 36-705 | B-61 |
| 35-727 | B-66 | 35-9352 | B-43 | 36-355 | B-65 | 36-706 | B-61 |
| 35-728 | B-66 | 35-936 | B-37 | 36-356 | B-65 | 36-8/32 | B-62 |
| 35-729 | B-66 | 35-937 | B-37 | 36-357 | B-65 | 37-000 | B-48 |
| 35-731 | B-66 | 35-939 | B-30 | 36-358 | B-65 | 37-001 | B-49 |
| 35-732 | B-66 | 35-940 | B-30, B-31 | 36-359 | B-65 | 37-010 | B-49 |
| 35-781 | B-26 | 35-941 | B-30, B-31 | 36-360 | B-65 | 37-011 | B-49 |
| 35-781-1 | B-26 | 35-942 | B-30, B-31 | 36-361 | B-65 | 37-012 | B-49 |
| 35-782 | B-26 | 35-9420 | B-42, B-44, B-45 | 36-362 | B-65 | 37-020 | B-49 |
| 35-784BLK | B-52 | 35-943 | B-30, B-31 | 36-363 | B-65 | 37-022 | B-50, B-95 |
| 35-790 | B-56 | 35-945 | B-30 | 36-364 | B-65 | 37-023 | B-50 |
| 35-794 | B-57 | 35-946 | B-30 | 36-365 | B-65 | 37-024 | B-49 |
| 35-800 | B-55 | 35-947 | B-30 | 36-366 | B-65 | 37-025 | B-50 |
| 35-808 | B-56 | 35-949 | B-30 | 36-367 | B-65 | 37-030 | B-49 |
| 35-809 | B-55 | 35-950 | B-52 | 36-368 | B-65 | 37-031 | B-49 |
| 35-810 | B-66 | 35-950BLK | B-52 | 36-369 | B-59 | 37-050 | B-50 |
| 35-811 | B-66 | 35-953 | B-30 | 36-413 | B-69 | 37-051 | B-50 |

NUMERICAL INDEX

| Item | Page | Item | Page | Item | Page | Item | Page |
|-------------------------------------|-------------------------|-------------------|-------------------------------|----------------|------------------------------|-----------------|------------------|
| 37-052 | B-50 | 44-817 | B-102 | 45-235 | B-19 | 46-328 | B-91 |
| 37-053 | B-50 | 44-818 | B-96, B-97, B-98, B-99, B-101 | 45-247 | B-18 | 46-33 | B-71 |
| 37-055 | B-50 | 44-819 | B-98, B-99, B-101 | 45-248 | B-18 | 46-330 | B-91 |
| 37-056 | B-50 | 44-820 | B-98, B-99, B-102 | 45-249 | B-18 | 46-343 | B-92 |
| 37-057 | B-50 | 44-821 | B-102 | 45-2530 | C-15 | 46-344 | B-92 |
| 37-058 | B-50 | 44-822 | B-101 | 45-260 | C-12, C-14 | 46-346 | B-92 |
| 37-100 | B-24 | 44-823 | B-100 | 45-262 | C-6, E-12 | 46-347 | B-92 |
| 38-500 | B-26 | 44-824 | B-98, B-99, B-102 | 45-265 | C-6, E-12 | 46-348 | B-92 |
| 38-500BR | B-26 | 44-825 | B-99, B-102 | 45-2777-1 | C-13 | 46-35-BLU | B-71 |
| 41-697 | B-84 | 44-829 | B-102 | 45-2780-1 | C-13 | 46-35-BRN | B-71 |
| 41-990 | B-83 | 44-830 | B-103 | 45-292 | C-5 | 46-35-GRN | B-71 |
| 41-995 | B-83 | 44-832 | B-103 | 45-292-341 | C-5 | 46-35-GRY | B-71 |
| 42-001 | B-76 | 44-833 | B-97, B-99, B-103 | 45-333 | C-13 | 46-35-ORN | B-71, B-95 |
| 42-002 | B-76 | 44-841 | B-104 | 45-344 | E-17 | 46-35-RED | B-71 |
| 42-003 | B-76 | 44-843 | B-103 | 45-352 | E-17 | 46-35-VIO | B-71 |
| 42-012 | B-76 | 44-846 | B-102 | 45-353 | C-12 | 46-35-WHT | B-71 |
| 42-051 | B-76 | 44-847 | B-102 | 45-357 | E-17 | 46-35-YLW | B-71 |
| 42-052 | B-76 | 44-848 | B-97, B-103 | 45-358 | E-17 | 46-350 | B-92 |
| 42-101 | B-75 | 44-849 | B-96, B-97, B-98, | 45-359 | E-17 | 46-351 | B-92 |
| 42-102 | B-75 | B-99, B-103 | | 45-400 | C-13 | 46-352 | B-92 |
| 42-103 | B-75 | 44-862 | B-104 | 45-401 | C-13 | 46-354 | B-92 |
| 42-104 | B-75 | 44-863 | B-104 | 45-402 | C-13 | 46-356 | B-92 |
| 42-151 | B-75 | 44-865 | B-104 | 45-403 | C-13 | 46-357 | B-92 |
| 42-152 | B-75 | 44-877 | B-104 | 45-404 | C-13 | 46-358 | B-92 |
| 42-201 | B-75 | 44-878 | B-104 | 45-415 | B-17, B-56 | 46-369 | B-92 |
| 42-251 | B-75 | 44-880 | B-104 | 45-416 | B-17 | 46-371 | B-92 |
| 42-252 | B-75 | 44-881 | B-104 | 45-417 | B-17 | 46-372 | B-92 |
| 42-301 | B-84 | 44-890 | B-104 | 45-418 | B-17 | 46-381 | B-93 |
| 42-399 | B-84 | 44-892 | B-104 | 45-425-341 | B-17 | 46-382 | B-93 |
| 44-001 | B-95 | 44-892BK | B-104 | 45-520 | E-12 | 46-383 | B-93 |
| 44-002 | B-95 | 44-893 | B-104 | 45-600 | C-15 | 46-384 | B-93 |
| 44-003 | B-95 | 44-894 | B-104 | 45-605 | E-12 | 46-400 | B-90 |
| 44-101 | B-84 | 44-895 | B-104 | 45-6051 | E-12 | 46-401 | B-90 |
| 44-102 | B-84 | 44-896 | B-104 | 45-6052 | E-12 | 46-402 | B-90 |
| 44-103 | B-84 | 44-898 | B-103 | 45-615 | B-17, B-54 | 46-403 | B-90 |
| 44-104 | B-84 | 44-900 | B-103 | 45-618 | B-17 | 46-404 | B-90 |
| 44-105 | B-84 | 44-901 | B-103 | 45-619 | B-17 | 46-405 | B-90 |
| 44-106 | B-84 | 44-906 | B-96, B-103 | 45-621 | B-17 | 46-410 | B-90 |
| 44-107 | B-84 | 44-907 | B-97, B-103 | 45-650 | C-15 | 46-411 | B-90 |
| 44-108 | B-84 | 44-912 | B-103 | 45-671 | C-5 | 46-50-UNPRINT-2 | B-72 |
| 44-109 | B-84 | 44-914 | B-103 | 45-671-341 | C-6 | 46-600 | B-90, B-91 |
| 44-110 | B-84 | 44-916 | B-44, B-45, B-97, | 45-672 | C-5 | 46-601 | B-90, B-91 |
| 44-111 | B-84 | B-98, B-99, B-100 | | 45-672-341 | C-6 | 46-602 | B-90, B-91 |
| 44-148 | B-84 | 44-916 | B-103 | 45-673 | C-5 | 46-603 | B-90, B-91 |
| 44-151 | B-84 | 44-918 | B-103 | 45-674 | C-5 | 46-604 | B-90, B-91 |
| 44-152 | B-84 | 44-956 | B-44, B-45, B-97, B-101 | 45-715 | B-17 | 46-605 | B-90, B-91 |
| 44-154 | B-84 | 44-957 | B-42, B-43, B-97, B-101 | 45-716 | B-17 | 46-606 | B-90, B-91 |
| 44-1791 | B-103 | 44-969 | B-99 | 45-718 | B-17 | 46-607 | B-90, B-91 |
| 44-1807 | B-100 | 44-970 | B-95, B-96 | 45-777 | B-18 | 46-608 | B-90, B-91 |
| 44-1809 | B-100 | 44-971 | B-97 | 45-778 | B-18 | 46-609 | B-90, B-91 |
| 44-1810 | B-100 | 44-972 | B-98 | 45-890 | C-5 | 46-610 | B-90, B-91 |
| 44-1830 | B-103 | 44-973 | B-95, B-96 | 45-891 | C-5 | 46-88 | B-71 |
| 44-1833 | B-103 | 44-974 | B-98 | 45-892 | C-5 | 46-941 | B-90 |
| 44-289 | B-104 | 44-975 | B-99 | 45-893 | C-5 | 46-PRO | B-71 |
| 44-292 | B-104 | 44-979 | B-97 | 45-894 | C-5 | 47-100 | B-74 |
| 44-295 | B-104 | 44-990 | B-102 | 45-895 | C-5 | 47-110J | B-74 |
| 44-296 | B-104 | 45-025 | B-18 | 45-906 | C-14, C-15 | 61-035 | D-28 |
| 44-298 | B-104 | 45-074 | B-19, E-13 | 45-9120 | B-18, B-42, B-44, B-45, B-95 | 61-051 | D-28 |
| 44-299 | B-104 | 45-089 | C-6 | 45-915 | B-17, B-55, B-56 | 61-063 | B-45, B-43 |
| 44-314 | B-104 | 45-090 | C-5 | 45-918 | B-17 | 61-065 | B-95, D-25 |
| 44-353 | B-104 | 45-090-341 | C-5 | 45-950 | C-14 | 61-070 | D-36 |
| 44-355 | B-104 | 45-091 | C-5 | 45-950-1 | C-14 | 61-076 | B-55, D-25 |
| 44-358 | B-104 | 45-092 | C-5 | 45-950-4 | C-14 | 61-164 | D-11, D-12 |
| 44-364 | B-104 | 45-092-341 | C-5 | 45-951 | C-14 | 61-175 | D-12 |
| 44-410 | B-104 | 45-093 | C-5 | 45-954 | C-14 | 61-176 | D-12 |
| 44-753 | B-84 | 45-095 | C-6 | 46-007 | B-90 | 61-182 | D-12 |
| 44-764 | B-101 | 45-096 | C-5 | 46-050 | B-86 | 61-183 | D-12 |
| 44-768 | B-101 | 45-097 | C-5 | 46-125 | B-86 | 61-201 | B-55 |
| 44-769 | B-101 | 45-098 | C-5 | 46-130C-1.5x30 | B-72 | 61-327 | D-21, D-22 |
| 44-772 | B-97, B-102 | 45-098-341 | C-5 | 46-130C-1x30 | B-72 | 61-337 | D-21, D-22 |
| 44-774 | B-99 | 45-099 | C-5 | 46-130C-2x30 | B-72 | 61-347 | D-21, D-22 |
| 44-778 | B-100 | 45-101 | B-18 | 46-130C-3/4x30 | B-72 | 61-357 | D-21, D-22 |
| 44-782 | B-101 | 45-110 | B-17 | 46-1700 | B-72 | 61-405 | D-16, D-18 |
| 44-783 | B-96, B-97, B-98, | 45-112 | B-17 | 46-1700C-BLU | B-72 | 61-415 | D-16, D-18 |
| B-99, B-100 | | 45-118SRS | B-19 | 46-1700C-BRN | B-72 | 61-501 | D-28 |
| 44-785 | B-97, B-98, B-99, B-100 | 45-119 | B-17 | 46-1700C-GRN | B-72 | 61-517 | D-28 |
| 44-786 | B-97, B-98, B-99, B-100 | 45-120 | B-17, B-53, B-54, B-55, B-57 | 46-1700C-GRY | B-72 | 61-520 | D-34, D-35 |
| 44-789 | B-96, B-97, B-98, | 45-120-341 | B-17 | 46-1700C-ORN | B-72 | 61-521 | D-34, D-35 |
| B-99, B-102 | | 45-121 | B-17 | 46-1700C-RED | B-72 | 61-532 | D-8, D-9 |
| 44-790 | B-103 | 45-123 | B-19, B-90 | 46-1700C-VIO | B-72 | 61-534 | D-8, D-9 |
| 44-791 | B-97, B-98, B-103 | 45-124 | B-17 | 46-1700C-WHT | B-72 | 61-547 | D-25 |
| 44-792 | B-101 | 45-125 | B-17 | 46-1700C-YLW | B-72 | 61-557 | D-25 |
| 44-793 | B-101 | 45-125-341 | B-17 | 46-203 | B-90 | 61-627 | D-31 |
| 44-800 | B-96, B-97, B-98, | 45-128 | B-19 | 46-2200-6.5x4 | B-72 | 61-637 | D-31 |
| B-99, B-100, B-103 | | 45-129 | B-19 | 46-2228-1x10 | B-72 | 61-647 | D-31 |
| 44-801 | B-103 | 45-144 | E-12 | 46-310 | B-91 | 61-657 | D-31 |
| 44-804 | B-99 | 45-162 | E-12 | 46-313 | B-91 | 61-686 | D-34, D-35 |
| 44-806 | B-100 | 45-163 | E-12 | 46-316 | B-91 | 61-737 | D-16, D-18 |
| 44-807B-96, B-97, B-98, B-99, B-100 | | 45-164 | E-12 | 46-318 | B-91 | 61-744 | B-53, D-16, D-18 |
| 44-808 | B-102 | 45-165 | E-12 | 46-319 | B-91 | 61-746 | B-95 |
| 44-809 | B-96, B-97, B-98, | 45-2019 | C-6, C-8 | 46-321 | B-91 | 61-747 | D-16, D-17 |
| B-99, B-100 | | 45-2108-1 | C-13 | 46-322 | B-91 | 61-757 | D-16, D-17 |
| 44-810 | B-95, B-96, B-97, | 45-220 | B-18 | 46-324 | B-91 | 61-763 | B-95 |
| B-98, B-99, B-100 | | 45-221 | B-18 | 46-325 | B-91 | 61-765 | D-16, D-17 |
| 44-815 | B-98 | 45-222 | B-18 | 46-327 | B-91 | 61-775 | D-16, D-17 |

NUMERICAL INDEX

| Item | Page | Item | Page | Item | Page | Item | Page |
|------------|------------|--------------|------|--------------|-----------|---------|-----------|
| 61-795 | D-34, D-35 | 78-0227 | B-39 | 83-9421 | A-31 | 85-370 | E-9, E-10 |
| 61-796 | D-34, D-35 | 78-0228 | B-39 | 83-9441 | A-31 | 85-371 | E-9, E-10 |
| 61-797 | D-34, D-35 | 78-0229 | B-39 | 83-9451 | A-31 | 85-372 | E-9, E-10 |
| 61-827 | D-33 | 78-0230 | B-39 | 83-9471 | A-31 | 85-372J | E-9, E-10 |
| 61-847 | D-33 | 78-0231 | B-39 | 83-9481 | A-31 | 85-375 | E-9, E-10 |
| 61-920 | D-34, D-35 | 78-0232 | B-39 | 83-9501 | A-31 | 85-376 | E-9, E-10 |
| 61-955 | D-4 | 78-0233 | B-39 | 83-9511 | A-31 | 85-377 | E-9, E-10 |
| 61-957 | D-4 | 82S-ADBI-C | A-28 | 83-9521 | A-31 | 85-377J | E-9, E-10 |
| 61-959 | D-4 | 82S-ADBI-LC | A-28 | 83-9541 | A-31 | 85-379 | E-9, E-10 |
| 62-140 | E-3 | 82S-EAFBI-C | A-28 | 83-9551 | A-31 | 85-380 | E-9, E-10 |
| 62-160 | E-3 | 82S-EAFBI-LC | A-28 | 83-9571 | A-31 | 85-385 | E-9, E-10 |
| 62-164 | E-3 | 83-001 | B-26 | 83-9581 | A-31 | 85-396 | E-9, E-10 |
| 62-200 | E-3 | 83-0131 | A-30 | 83-9591 | A-31 | 85-396 | E-10 |
| 65-0150 | C-12 | 83-0141 | A-30 | 83-9601 | A-31 | 85-925 | E-11 |
| 65-LC | A-27 | 83-0221 | A-30 | 83-9611 | A-32 | 85-950 | E-11 |
| 65LC-U | A-27 | 83-0231 | A-30 | 83-9621 | A-32 | 86-367J | E-10 |
| 65U | A-27 | 83-0241 | A-30 | 83-9631 | A-32 | 86-396 | E-9, E-10 |
| 74-001 | B-15 | 83-0331 | A-30 | 83-9771 | A-31 | 86-396J | E-9, E-10 |
| 74-002 | B-15 | 83-0341 | A-30 | 83-9781 | A-31 | 86-925 | E-11 |
| 74-003 | B-15 | 83-0351 | A-30 | 83-9791 | A-31 | 86-930 | E-11 |
| 74-006 | B-15 | 83-0421 | A-30 | 83-9801 | A-32 | 86-950 | E-11 |
| 74-019 | B-15 | 83-0431 | A-30 | 83-9911 | A-31 | 86-955 | E-11 |
| 74-020 | B-15 | 83-0441 | A-30 | 83-9921 | A-31 | 88-843 | B-26 |
| 74-021 | B-15 | 83-0451 | A-30 | 83-9931 | A-31 | 89-044 | E-5 |
| 74-026 | B-15 | 83-0511 | A-30 | 83-9971 | A-31 | 89-045 | E-5 |
| 74-027 | B-15 | 83-0521 | A-30 | 83-9981 | A-31 | 89-047 | E-5 |
| 74-028 | B-15 | 83-0531 | A-30 | 83-9991 | A-31 | 89-048 | E-5 |
| 74-031 | B-15 | 83-0541 | A-30 | 83S-ADBI-C | A-28 | 89-049 | E-5 |
| 74-032 | B-15 | 83-0611 | A-30 | 83S-ADBI-LC | A-28 | 89-1047 | E-5 |
| 74-034 | B-15 | 83-0621 | A-30 | 83S-EAFBI-C | A-28 | 89-1544 | E-5 |
| 74-037 | B-15 | 83-0631 | A-30 | 83S-EAFBI-LC | A-28 | 89-1545 | E-5 |
| 74-046 | B-15 | 83-2121 | A-30 | 84-018 | E-7 | 89-202 | A-33 |
| 74-047 | B-15 | 83-2131 | A-30 | 84-0241 | A-30 | 89-203 | A-33 |
| 74-126 | B-15 | 83-2141 | A-30 | 84-0341 | A-30 | 89-204 | A-33 |
| 74-127 | B-15 | 83-2151 | A-30 | 84-039 | E-7 | 89-206 | A-33 |
| 774026K | B-88 | 83-2221 | A-30 | 84-0421 | A-30 | 89-208 | A-33 |
| 774040BK | B-88 | 83-2231 | A-30 | 84-2241 | A-30 | 89-210 | A-33 |
| 78-0101 | B-39 | 83-2241 | A-30 | 84-2341 | A-30 | 89-211 | E-5 |
| 78-0102 | B-39 | 83-2251 | A-30 | 84-3261 | A-32 | 89-212 | A-33 |
| 78-0102-25 | B-39 | 83-2331 | A-30 | 84-6171 | A-30 | 89-224 | A-34 |
| 78-0103 | B-39 | 83-2341 | A-30 | 84-7111 | A-30 | 89-229 | A-34 |
| 78-0104-25 | B-39 | 83-2351 | A-30 | 84-7161 | A-30 | 89-230 | A-34 |
| 78-0105 | B-39 | 83-2361 | A-30 | 84-7171 | A-30 | 89-302 | A-33 |
| 78-0105-25 | B-39 | 83-2371 | A-30 | 84-9021 | A-32 | 89-304 | A-33 |
| 78-0106 | B-39 | 83-3261 | A-32 | 84-9031 | A-32 | 89-306 | A-33 |
| 78-0106-25 | B-39 | 83-3271 | A-32 | 84-9081 | A-32 | 89-308 | A-33 |
| 78-0107 | B-39 | 83-3281 | A-32 | 84-9091 | A-32 | 89-310 | A-33 |
| 78-0108 | B-39 | 83-6111 | A-30 | 84-9281 | A-32 | 89-312 | A-33 |
| 78-0108-10 | B-39 | 83-6121 | A-30 | 84-9291 | A-32 | 89-314 | A-34 |
| 78-0111 | B-39 | 83-6131 | A-30 | 84-9301 | A-32 | 89-317 | A-34 |
| 78-0111-10 | B-39 | 83-6161 | A-30 | 84-9401 | A-32 | 89-323 | A-34 |
| 78-0112 | B-39 | 83-6171 | A-30 | 84-9581 | A-31 | 89-324 | A-34 |
| 78-0113 | B-39 | 83-6211 | A-30 | 84-9601 | A-31 | 89-330 | A-34 |
| 78-0113-10 | B-39 | 83-6221 | A-30 | 84-9771 | A-31 | 89-402 | A-34 |
| 78-0114 | B-39 | 83-6231 | A-30 | 84-9781 | A-31 | 89-404 | A-34 |
| 78-0114-10 | B-39 | 83-7011 | A-30 | 84-9791 | A-31 | 89-406 | A-34 |
| 78-0200 | B-39 | 83-7021 | A-30 | 84-9911 | A-31 | 89-408 | A-34 |
| 78-0200-25 | B-39 | 83-7031 | A-30 | 84-9921 | A-31 | 89-410 | A-34 |
| 78-0201 | B-39 | 83-7051 | A-30 | 84-9931 | A-31 | 89-412 | A-34 |
| 78-0201-25 | B-39 | 83-7061 | A-30 | 84S-ADBI | A-28 | 89-414 | A-34 |
| 78-0202 | B-39 | 83-7071 | A-30 | 84S-EAFBI | A-28 | 89-417 | A-34 |
| 78-0202-25 | B-39 | 83-7081 | A-30 | 85-017 | E-7 | 89-423 | A-34 |
| 78-0203 | B-39 | 83-7091 | A-30 | 85-035 | E-7 | 89-424 | A-34 |
| 78-0203-25 | B-39 | 83-7101 | A-30 | 85-036 | E-7 | 89-430 | A-34 |
| 78-0205 | B-39 | 83-7111 | A-30 | 85-037 | E-7 | 89-504 | A-34 |
| 78-0205-25 | B-39 | 83-7121 | A-30 | 85-039 | E-7 | 89-5047 | E-5 |
| 78-0206 | B-39 | 83-7131 | A-30 | 85-053 | E-7 | 89-5048 | E-5 |
| 78-0206-25 | B-39 | 83-7151 | A-30 | 85-057 | E-7 | 89-505 | A-34 |
| 78-0209 | B-39 | 83-7161 | A-30 | 85-069 | E-5 | 89-506 | A-34 |
| 78-0210 | B-39 | 83-7171 | A-30 | 85-070 | E-7 | 89-507 | A-34 |
| 78-0211 | B-39 | 83-7201 | A-30 | 85-075 | E-7 | 89-508 | A-34 |
| 78-0212 | B-39 | 83-7211 | A-30 | 85-079 | E-5 | 89-509 | A-34 |
| 78-0213 | B-39 | 83-7221 | A-30 | 85-132 | E-13 | 89-512 | A-34 |
| 78-0213-25 | B-39 | 83-7231 | A-30 | 85-133 | E-13 | 89-513 | A-34 |
| 78-0214 | B-39 | 83-8001 | A-32 | 85-134 | E-13 | 89-525 | A-34 |
| 78-0214-25 | B-39 | 83-8011 | A-32 | 85-147 | E-9, E-10 | 89-570 | E-5 |
| 78-0215-25 | B-39 | 83-8101 | A-32 | 85-168 | E-5 | 89-580 | E-5 |
| 78-0216-25 | B-39 | 83-8111 | A-32 | 85-178 | E-5 | 89-608 | A-35 |
| 78-0217 | B-39 | 83-9001 | A-32 | 85-332 | E-13 | 89-610 | A-35 |
| 78-0217-25 | B-39 | 83-9011 | A-32 | 85-333 | E-13 | 89-612 | A-35 |
| 78-0218 | B-39 | 83-9021 | A-32 | 85-334 | E-13 | 89-614 | A-35 |
| 78-0219 | B-39 | 83-9031 | A-32 | 85-339 | E-7 | 90-051 | B-84 |
| 78-0219-25 | B-39 | 83-9041 | A-32 | 85-340 | E-7 | 90-052 | B-84 |
| 78-0220 | B-39 | 83-9051 | A-32 | 85-344 | E-8, E-10 | 90-053 | B-84 |
| 78-0220-25 | B-39 | 83-9071 | A-32 | 85-345 | E-8, E-10 | 90-054 | B-84 |
| 78-0221 | B-39 | 83-9081 | A-32 | 85-346 | E-9, E-10 | 90-063 | B-69 |
| 78-0221-25 | B-39 | 83-9091 | A-32 | 85-361 | E-10 | 90-070 | B-69 |
| 78-0222 | B-39 | 83-9281 | A-32 | 85-362 | E-9 | 90-073 | B-69 |
| 78-0222-25 | B-39 | 83-9291 | A-32 | 85-363 | E-9 | 90-082 | B-69 |
| 78-0223 | B-39 | 83-9301 | A-32 | 85-365 | E-10 | 90-085 | B-69 |
| 78-0224 | B-39 | 83-9351 | A-32 | 85-366 | E-9, E-10 | 90-088 | B-69 |
| 78-0224-25 | B-39 | 83-9361 | A-32 | 85-367 | E-9, E-10 | 90-091 | B-69 |
| 78-0225 | B-39 | 83-9371 | A-32 | 85-367J | E-9 | 90-170 | B-69 |
| 78-0225-25 | B-39 | 83-9401 | A-32 | 85-368 | E-9, E-10 | 90-173 | B-69 |
| 78-0226 | B-39 | 83-9411 | A-31 | 85-369 | E-9, E-10 | 90-176 | B-69 |

NUMERICAL INDEX

| Item | Page | Item | Page | Item | Page | Item | Page |
|---------------|------------|---------------|------------|--------------|----------------|------------|----------------|
| 92-212 | E-5 | BTC500-14 | A-36 | IT5LH-L | B-80 | LB-1189 | C-8 |
| 92-610 | E-5 | BTC500-4 | A-36 | IT5LH-LO | B-80 | LB-1190 | C-8 |
| 92-640 | E-5 | BTC750-250 | A-36 | IT55-C | B-79 | LB-1194 | C-8 |
| 92-641 | E-5 | C24 | A-20, B-26 | IT55-CO | B-79 | LB-1195 | C-6, C-8, C-15 |
| 92-650 | E-5 | C-179 | D-37, D-38 | IT625CCCL2-C | B-83 | LB-1284 | E-6 |
| 92-651 | E-5 | C-290 | D-38 | IT6EH-CO | B-80 | LB-1421 | C-5, C-6 |
| 92-656 | E-5 | C-357 | D-38 | IT750CCCL2-C | B-83 | LB-1747 | E-8 |
| 92-659 | E-5 | C-757 | D-38 | IT750MP-C | B-82 | LB-1748 | E-12 |
| 92-691 | E-5 | C-760 | D-38 | IT750MP-CO | B-82 | LB-1904 | C-9 |
| 92-704 | E-5 | C-770 | D-38 | IT7H-L | B-80 | LB-197 | C-8 |
| 92-705 | E-5 | C-90 | D-38 | IT7H-LO | B-80 | LB-198 | C-8 |
| 92-817P | E-7 | CR-959 | D-4 | IT7LH-L | B-80 | LB-4617 | C-9 |
| B-11-50-0-C | B-81 | D65-LC | A-27 | IT7LH-LO | B-80 | LB-4618 | C-9 |
| B-11-50-0-D | B-81 | D65-LC-U | A-27 | K-2422 | A-21 | LB-4619 | C-9 |
| B-11-50-35-C | B-81 | D65PN-LC | A-27 | K-5405 | B-83 | LB-4620 | C-9 |
| B-11-50-9-C | B-81 | D65PN-LC-U | A-27 | K-6491 | C-13 | LB-4621 | C-9 |
| B-11-50-9-D | B-81 | D65PN-U | A-27 | K-6492 | C-13 | LB-718 | C-8 |
| B-14-120-0-L | B-81 | D65U | A-27 | K-6493 | C-13 | LB-719 | C-8 |
| B-14-120-9-C | B-81 | F-337P | D-21 | K-6494 | C-13 | LB-720 | C-8 |
| B-14-50-0-C | B-81 | F-347-357P | D-21 | K-6495 | C-13 | LB-721 | C-8 |
| B-14-50-0-D | B-81 | H-2909 | C-6 | K-6496 | C-13 | LB-722 | C-8 |
| B-14-50-9-C | B-81 | H-3400 | B-27 | K-6498 | C-13 | LB-727 | C-8 |
| B-14-50-9-D | B-81 | H-3507 | B-27 | K-6499 | C-13 | LB-728 | C-8 |
| B-14-50MT-9-C | B-81 | IA-3240 | B-96, B-97 | K-6500 | C-13 | LB-729 | C-8 |
| B-24-175-0-L | B-81 | IA-3241 | B-97, B-98 | K-6501 | C-13 | LB-730 | C-8 |
| B-24-175-9-L | B-81 | IA-4989 | B-99 | K-6502 | C-13 | LB-731 | C-8 |
| B-36-175-9-L | B-81 | IA-5516 | E-3 | K-6503 | C-13 | LB-740 | C-6 |
| B-4-18-0-C | B-81 | IC-958 | D-4 | K-6504 | C-13 | LB-743 | C-6 |
| B-4-18-9-C | B-81 | IT1 5I-C | B-79 | K-6505 | C-13 | LB-825 | C-13 |
| B-48-175-9-L | B-81 | IT1 5I-CO | B-79 | K-6603 | C-6 | LB-840 | C-13 |
| B-6-40-0-C | B-81 | IT1 5I-M | B-79 | K-7156 | C-14 | LB-882 | C-8 |
| B-6-40-9-C | B-81 | IT1 5I-MO | B-79 | K-7349 | B-98 | LB-883 | C-8 |
| B-6-40-9-M | B-81 | IT1 5IMH-C | B-81 | K-8906R | B-27 | LB-895 | C-8 |
| B-8-50-0-C | B-81 | IT1 5IMH-CO | B-81 | K-8909 | B-27, B-32 | LB-896 | C-8 |
| B-8-50-0-M | B-81 | IT1 5M-C | B-78 | K-8964 | B-31 | P-100 | B-15 |
| B-8-50-35-C | B-81 | IT1 5M-CO | B-83 | KB-0173 | B-6 | RC-955 | D-4 |
| B-8-50-9-C | B-81 | IT1000CCL2-C | B-82 | KB-0276R | B-27 | RC-959 | D-4 |
| B-8-50-9-M | B-81 | IT1000MP-C | B-83 | L-1953 | C-6 | TL-521 | D-36 |
| B-8-50MT-0-C | B-81 | IT1000MP-CO | B-83 | L-4419 | C-5 | TL-532A | D-36 |
| B-8-50MT-9-C | B-81 | IT11H-L | B-80 | L-4419M | C-5 | TL-757 | D-36 |
| B1-1 | A-10 | IT11H-LO | B-80 | L-4420 | C-5 | TL-795 | D-36 |
| B1-250JR | A-10 | IT125CCCL-C | B-82 | L-4421 | C-5 | TL-796 | D-36 |
| B1-500JR | A-10 | IT14H-L | B-80 | L-4421M | C-5 | TL-797RP | D-36 |
| B1-B | A-10 | IT14H-LO | B-80 | L-4422 | C-5 | TL-956 | D-4, D-36 |
| B1-SK | A-10 | IT1M-C | B-78 | L-4452 | C-6 | TR-955 | D-4 |
| B2-1 | A-10 | IT1M-CO | B-78 | L-4453 | C-5 | UMHS-757 | D-36 |
| B2-350JR | A-10 | IT1M-M | B-78 | L-4994 | C-5 | WGR-1 | A-11, A-19 |
| B2-500JR | A-10 | IT1MID-C | B-82 | L-5212 | C-8 | WGR-B | A-11, A-19 |
| B2-B | A-10 | IT1SMB-C | B-83 | L-5215 | C-8 | WT1-1 | A-11, A-19 |
| B2-SK | A-10 | IT1SMB-CO | B-83 | L-5217 | C-8 | WT1-B | A-11 |
| B4-1 | A-10 | IT250CCL-C | B-82 | L-5269 | C-8 | WT2-1 | A-11 |
| B4-B | A-10 | IT250CCL-CO | B-82 | L-5270 | C-6, C-8, C-15 | WT2-B | A-11 |
| BCS1-1 | B-85 | IT21-C | B-79 | L-5270 | C-15 | WT2-SK | A-11 |
| BCS1-5 | B-85 | IT21-CO | B-79 | L-5271 | C-8 | WT3-1 | A-11 |
| BCS1-5M | B-85 | IT21-M | B-79 | L-5361 | C-5 | WT3-B | A-11 |
| BCS1-JR | B-85 | IT21-MO | B-79 | L-5361M | C-5 | WT3-SK | A-11 |
| BCS2-1 | B-85 | IT2LH-C | B-80 | L-5616 | C-8 | WT4-1 | A-11 |
| BCS2-5 | B-85 | IT2LH-CO | B-80 | L-5617 | C-8 | WT4-B | A-11 |
| BCS2-5M | B-85 | IT2M-C | B-78 | L-5618 | C-8 | WT41-1 | A-11 |
| BCS2-JR | B-85 | IT2M-CO | B-78 | L-5619 | C-8 | WT41-500JR | A-11 |
| BGR-1 | A-10, A-19 | IT2M-M | B-78 | L-5620 | C-5, C-6, E-17 | WT41-B | A-11 |
| BGR-B | A-10, A-19 | IT2S-C | B-79, B-80 | L-6497 | C-13 | WT41-SK | A-11 |
| BMP-1000-9-C | B-81 | IT2S-CO | B-79, B-80 | L-7486 | B-19 | WT51-1 | A-11 |
| BMP-750-9-C | B-81 | IT2S-C35 | B-80 | L-8762 | C-6 | WT51-500JR | A-11 |
| BMSE150-1 | B-85 | IT2S-M | B-79, B-80 | L-8763 | C-5 | WT51-B | A-11 |
| BMSE175-1 | B-85 | IT2S-MO | B-79, B-80 | L-9038 | C-8 | WT51-SK | A-11 |
| BP-958 | D-4 | IT2SID-C | B-83 | L-9039 | C-8 | WT52-1 | A-11 |
| BPS2-1 | B-85 | IT2SMB-C | B-82 | L-9148 | B-83 | WT52-500JR | A-11 |
| BPS2-5 | B-85 | IT2SMB-CO | B-82 | L-9225 | E-12 | WT52-B | A-11 |
| BPS2-50 | B-85 | IT2SMH-C | B-81 | L-9226 | E-12 | WT52-SK | A-11 |
| BPS2-5M | B-85 | IT2SMH-CO | B-81 | LA-2358 | C-5 | WT54-1 | A-11 |
| BPS2-JRL | B-85 | IT2SMH-M | B-81 | LA-4102 | E-8 | WT54-B | A-11 |
| BPS2/2-50 | B-85 | IT375CCCL2-C | B-83 | LA-4145 | E-3 | WT6-1 | A-11 |
| BPS2B-JR | B-85 | IT375CCCL2-CO | B-83 | LA-4218 | B-6 | WT6-B | A-11 |
| BPS3-1 | B-85 | IT31-C | B-79 | LB-1001 | C-5 | | |
| BPS3-2 | B-85 | IT31-CO | B-79 | LB-1001M | C-6 | | |
| BPS3-JRL | B-85 | IT3S-C | B-79, B-80 | LB-1002 | C-5 | | |
| BPSTCKR-100 | B-85 | IT3S-CO | B-79, B-80 | LB-1002M | C-6 | | |
| BPSTCKR-25 | B-85 | IT3S-C35 | B-80 | LB-1003 | C-5 | | |
| BPSTCKR-300 | B-85 | IT3S-D | B-79, B-80 | LB-1004 | C-5 | | |
| BSER2-25 | B-85 | IT3S-DO | B-79, B-80 | LB-1089 | C-8 | | |
| BSER4/0-5 | B-85 | IT3SMH-C | B-81 | LB-1090 | C-8 | | |
| BSER6-50 | B-85 | IT3SMH-CO | B-81 | LB-1091 | C-5, C-8 | | |
| BSEU2-25 | B-85 | IT41-C | B-79 | LB-1092 | C-8 | | |
| BSEU4/0-5 | B-85 | IT41-CO | B-79 | LB-1151 | C-5 | | |
| BSEU6-50 | B-85 | IT4LH-L | B-80 | LB-1152 | C-5, E-17 | | |
| BT2-1 | A-10 | IT4LH-LO | B-80 | LB-1153 | C-5, E-17 | | |
| BT2-500JR | A-10 | IT4LHMH-C | B-81 | LB-1154 | C-5 | | |
| BT2-SK | A-10 | IT4LHMH-CO | B-81 | LB-1155 | C-5, C-6 | | |
| BTC1/0-10 | A-36 | IT4S-C | B-79, B-80 | LB-1156 | C-5 | | |
| BTC2/0-14 | A-36 | IT4S-CO | B-79, B-80 | LB-1184 | C-8 | | |
| BTC250-6 | A-36 | IT4S-D | B-79, B-80 | LB-1185 | C-8 | | |
| BTC350-1/0 | A-36 | IT4S-DO | B-79, B-80 | LB-1186 | C-8 | | |
| BTC4/0-10 | A-36 | IT4SMH-C | B-81 | LB-1187 | C-8 | | |
| BTC500-1/0 | A-36 | IT500CCL2-C | B-83 | LB-1188 | C-8 | | |



#IDEALnationals



WHERE ELECTRICIANS BECOME LEGENDS

Learn more at IDEALind.com.

THE ELECTRICIAN'S
CHAMPION 



2021 FULL-LINE CATALOG



ABOUT IDEAL ELECTRICAL

IDEAL Electrical has been making tools and parts for electricians for over 100 years. We've sold billions of wire connectors and our products have traveled from the South Pole to the moon. We make tools for every part of the job. We even created the IDEAL National Championship to celebrate electricians everywhere.

Our mission is to champion electricians and the entire electrical industry – the contractors, distributors, students and trade schools. This is the industry that powers the civilized world.

We are part of IDEAL INDUSTRIES, INC., a five-generation, family-owned company built on a philosophy of creating ideal relationships with customers, employees, vendors and communities. It's a philosophy that has helped the company become a global innovator, with business units serving automotive, aerospace, construction and other industries around the world.

IDEAL INDUSTRIES, INC. is committed to Building an IDEAL World.

A DIVISION OF



1800 S. Prairie Drive, Sycamore, IL 60178, USA (815) 895-5181 | (800) 435-0705 in USA
International offices: Australia | Canada | China | India | Mexico | UK
For complete sales office contact information, visit us at idealindustries.com.