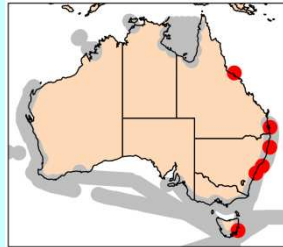
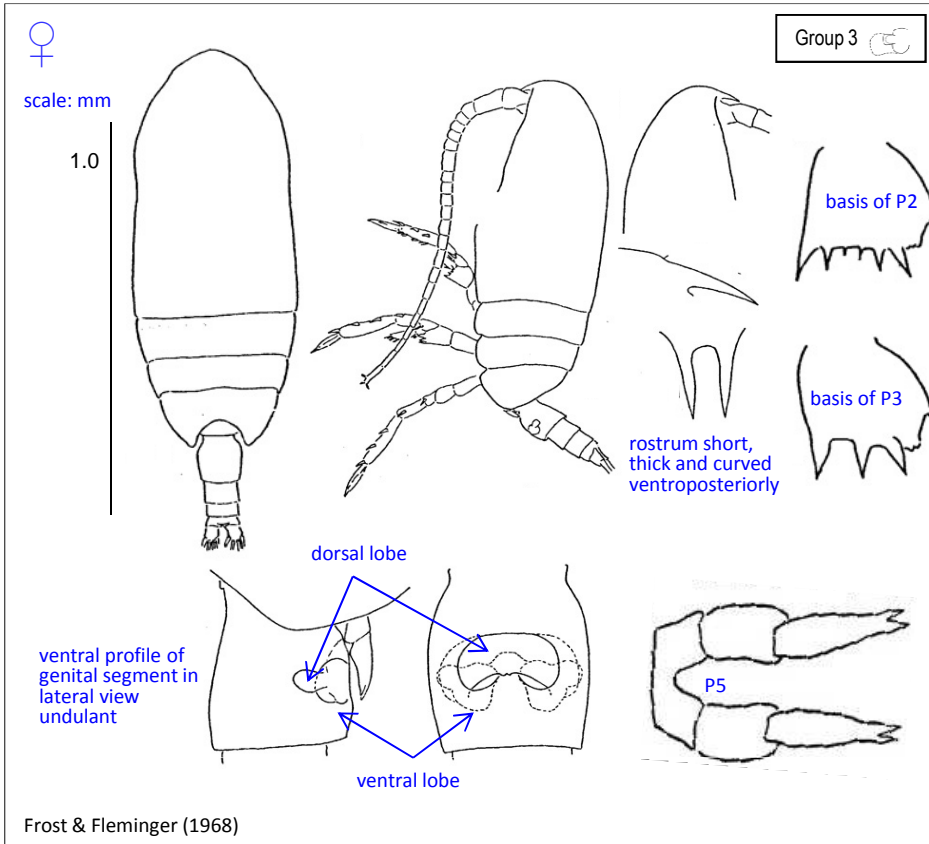


Clausocalanus parapergens

Frost & Fleminger, 1968



Phylum Arthropoda
Order Calanoida
Family Clausocalanidae



Synonyms

None

Size

Female: 0.97-1.38 mm

Genus notes

- Small to medium sized copepods
- Female rostrum bifurcated
- Male rostrum reduced to a knob
- Anterior cephalosome & posterior prosome segments are rounded
- Cephalosome fused to pedigerous somite 1
- Female P5 is uniramous, symmetrical and 3-segmented
- Male P5 uniramous, legs of unequal length, longer leg nearly always on left, 5-segmented with segment 5 short & attached sub-apically to the previous segment, shorter leg 3-segmented, less than half of the length of segment 1 of the other leg
- Female urosome 4-segmented
- Can be confused with *Paracalanus* but P5 is a different form

Female

- Body is similar to *C. brevipes* but urosome relatively shorter
- A1 segment 2 less than 1.4x as long as segment 4
- Rostrum short, thick and curved ventroposteriorly (lateral view)
- Posterior margin of female prosome angular in lateral view
- P5 segment 3 more than 2x as long as segment 1
- 3rd segment of P5 more than 2x as long as 1st segment of P5
- Prosome:urosome ratio 3.10-3.61:1
- Ventral profile of genital somite in lateral view somewhat undulant
- Genital somite more than 1.5x as long as urosome somite 3
- Ventral lobe of seminal receptacle larger in lateral view, visible anterior to base of dorsal lobe
- Seminal receptacle dorsal lobe bulb-shaped, constricted in attachment to ventral lobe
- Structure of seminal receptacle in lateral and ventral views as in *C. brevipes*

Distribution

- Epipelagic
- Coastal, offshore
- Tropical, subtropical
- Circumglobal, with spasmodic occurrence in Pacific

Ecology

- Generally herbivorous – omnivorous
- Feeding strategy is to rapidly explore small volumes of water
- Little known about ecology

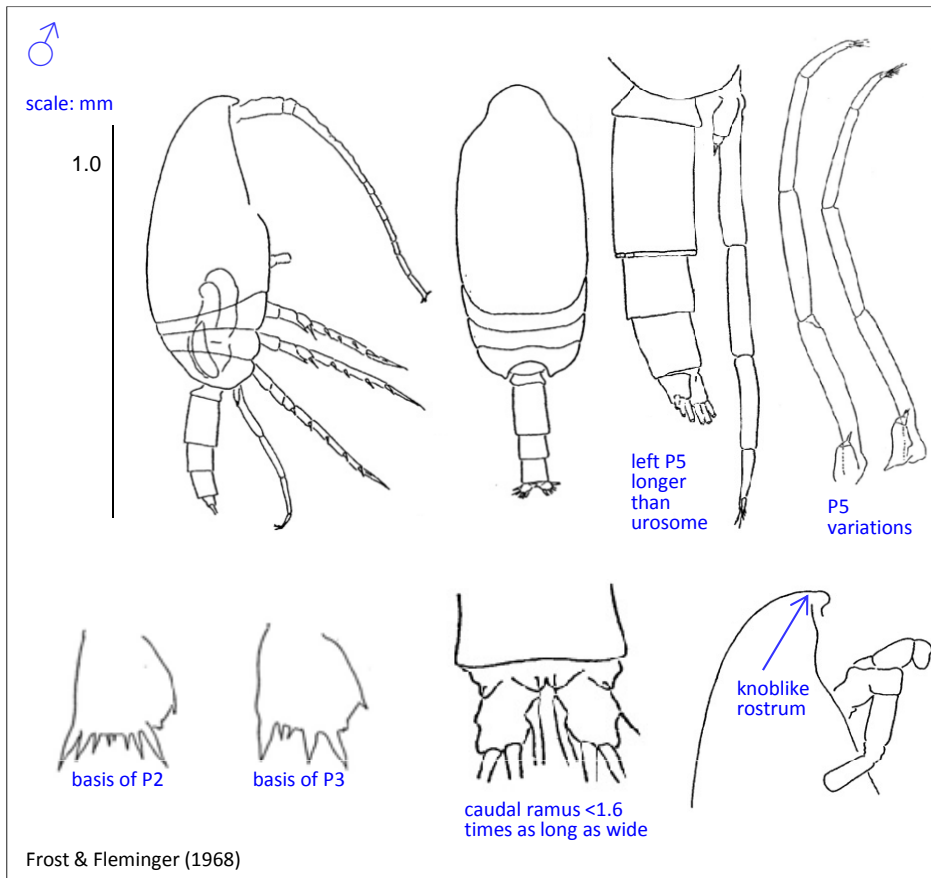
Compiled: C. H. Davies & A. S. Slotwinski 2012
 Verified: K. M. Swadling 2013



Clausocalanus parapergens

Frost & Fleminger, 1968

Phylum Arthropoda
Order Calanoida
Family Clausocalanidae



Size

Male: 0.97-1.15 mm

Male

- Body similar to *C. arcuicornis*
- Rostrum knob-like, protrudes ventrally (lateral view)
- Longer ramus of P5 and genital pore on left side
- Left P5 longer than urosome, often slender in lateral view
- Right P5 2-3 segmented, distal segments reduced in size
- Caudal rami <1.6x as long as wide

Source

Bradford-Grieve (1994)
 Frost & Fleminger (1968)
 Razouls et al. (2012)

(Full reference available at <http://www.imas.utas.edu.au/zooplankton/references>)