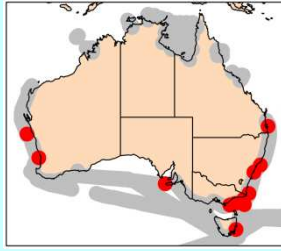


# Farranula rostrata

(Claus, 1863)



**Phylum** Arthropoda  
**Order** Cyclopoid  
**Family** Corycaeidae

## Synonyms

*Corycella rostrata* (Claus, 1863)

## Size

Female: 0.70 – 0.87 mm

## Genus notes

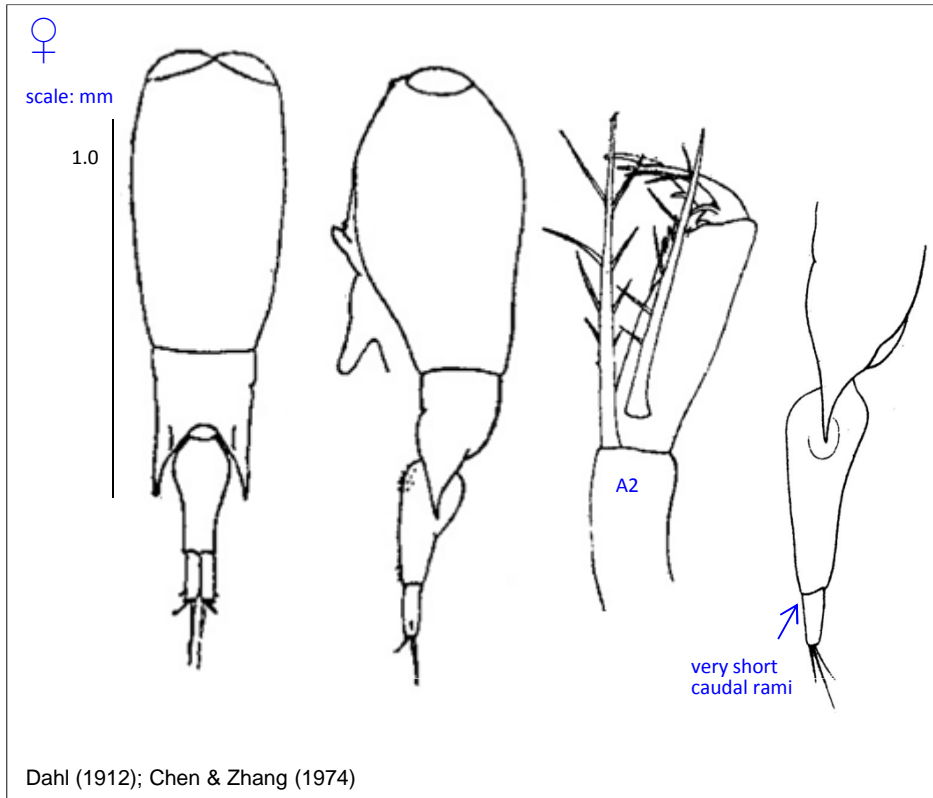
- 2 plumose or spiny setae at base of A2
- Prosome 2 segmented
- Cuticular lenses present
- Female has beak like keel on ventral surface
- P4 with no trace of endopod, 1 naked seta at the base
- Urosome 1 segmented

## Female

- Urosome 4 times as long as caudal rami
- Caudal rami short, almost 2x as long as wide

## Distribution

## Ecology



Dahl (1912); Chen & Zhang (1974)

# *Farranula rostrata*

(Claus, 1863)

**Phylum** Arthropoda  
**Order** Cyclopoid  
**Family** Corycaeidae

## Size

Male: 0.61 – 0.78 mm

## Male

- Urosome over 3x as long as caudal rami
- Genital somite 3x as long as wide
- Caudal rami 3x as long as wide

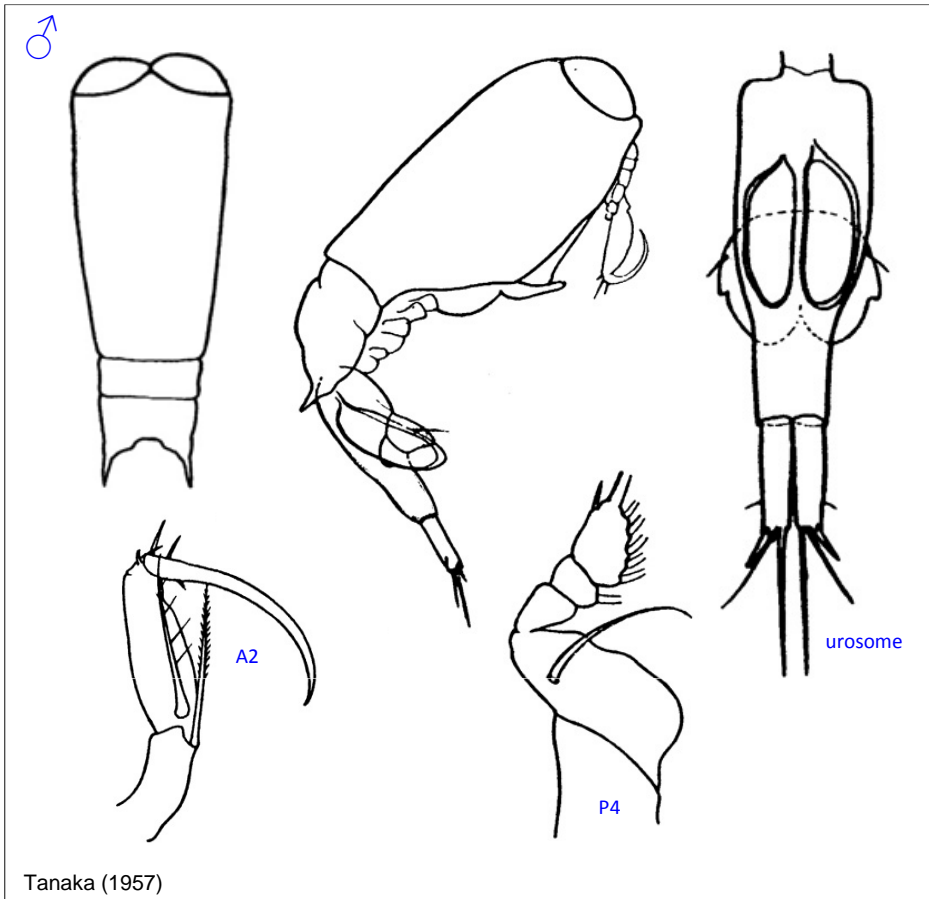
## Source

Boltovsky (1999)

Dahl (1912)

Tanaka (1957)

(Full reference available at <http://www.imas.utas.edu.au/zooplankton/references>)



Tanaka (1957)