



INFLOOR[®]
HEATING SYSTEMS

PRODUCT CATALOG



WE MAKE RADIANT SIMPLE

America's Authority on Radiant Heating Systems, Solutions, & Designs for Over 30 Years



Infloor Product Catalog

TABLE OF CONTENTS

PEX and PERT Tubing	page 2
Plumbing PEX Potable Tubing	page 3
Brass Manifolds	page 4
Brass Manifold Parts	page 5 - 6
Copper Manifolds & Parts	page 6 - 7
Controls & Valves	page 8
Hydronic Components.....	page 9 - 10
Thermostats	page 10 - 11
Tools & Fasteners	page 12 - 13
PEX Fittings	page 14 - 15
PERT Expansion Fittings.....	page 16
Electric Components	page 17 - 18
Accessories & Support Products.....	page 19
Mechanical Boards	page 20

PEX & PERT TUBING



BPEX TUBING

Infloor's BPEX radiant tubing is a cross-linked polyethylene tubing with an oxygen barrier on the outside.

Tube Benefits:

- ASTM 876/877
- Rated at 100 psi at 180°F
- 25 year limited warranty

Part #	Tube Size	Tube Length	Weight
25000	3/8"	600'	29 lbs.
25011	1/2"	300'	21 lbs.
25010	1/2"	900'	56 lbs.
25009	1/2"	1000'	62 lbs.
25100	5/8"	500'	36 lbs.
25101	5/8"	1000'	52 lbs.
25031	3/4"	300'	36 lbs.
25030	3/4"	1000'	104 lbs.
25040	1"	500'	95 lbs.



INFLOORPERT® TUBING

InfloorPERT® is a 5-layer PE-RT (polyethylene raised temperature) tubing used for radiant heating, cooling, snowmelt, and distribution piping with an oxygen barrier on the inside.

Tube Benefits:

- ASTM F2623
- Rated at 80 psi at 180°F
- 25 year limited warranty

Part #	Tube Size	Tube Length	Weight
25200	3/8"	600'	25 lbs.
25201	1/2"	300'	16 lbs.
25202	1/2"	1000'	54 lbs.
25203	5/8"	500'	38 lbs.
25204	5/8"	1200'	91 lbs.
25205	3/4"	300'	31 lbs.
25206	3/4"	500'	51 lbs.
25207	3/4"	1200'	122 lbs.
25208	1"	300'	50 lbs.

PEX TUBING



Infloor's PEX radiant tubing without an oxygen barrier is a cross-linked polyethylene tubing.

Tube Benefits:

- ASTM 876/877
- Rated at 100 psi at 180°F
- 25 year limited warranty

Part #	Tube Size	Tube Length	Weight
25061	1/2"	300'	21 lbs.
25060	1/2"	900'	56 lbs.
25081	3/4"	300'	36 lbs.
25080	3/4"	1000'	95 lbs.
25090	1"	500'	95 lbs.

POTABLE TUBING




PLUMBING PEX TUBING

Infloor's Plumbing PEX potable tubing without an oxygen barrier is a cross-linked polyethylene tubing designed for potable water plumbing applications.

Tube Benefits:

- ASTM 876/877
- Rated at 100 psi at 180°F
- 25 year limited warranty

Part #	Tube Size	Tube Length	Weight
23400	1/2"	20' Red	1 lb.
23401	1/2"	20' Blue	1 lb.
23402	1/2"	20' White	1 lb.
23405	3/4"	20' Red	2 lbs.
23406	3/4"	20' Blue	2 lbs.
23407	3/4"	20' White	2 lbs.
23412	1"	20' White	3 lbs.



Plumbing PEX



PLUMBING PEX TUBING


Infloor's Plumbing PEX potable tubing without an oxygen barrier is a cross-linked polyethylene tubing designed for potable water plumbing applications.

Tube Benefits:

- ASTM 876/877
- Rated at 100 psi at 180°F
- 25 year limited warranty

Part #	Tube Size	Tube Length	Weight
23510	1/2"	100' White	6 lbs.
23511	1/2"	100' Blue	6 lbs.
23512	1/2"	100' Red	6 lbs.
23515	1/2"	300' White	17 lbs.
23516	1/2"	300' Blue	17 lbs.
23517	1/2"	300' Red	17 lbs.
23520	1/2"	1000' White	55 lbs.
23521	1/2"	1000' Blue	55 lbs.
23522	1/2"	1000' Red	55 lbs.
23525	3/4"	100' White	11 lbs.
23526	3/4"	100' Blue	11 lbs.
23527	3/4"	100' Red	11 lbs.
23530	3/4"	500' White	53 lbs.
23531	3/4"	500' Blue	53 lbs.
23532	3/4"	500' Red	53 lbs.
23535	1"	100' White	17 lbs.
23545	1"	500' White	84 lbs.
23547	1"	300' White	50 lbs.

BRASS MANIFOLDS




1" VALVED MANIFOLD WITH ELECTRIC CONTROL HEAD OPTION

Brass Manifolds with 1" main inputs. Each loop has micro-metric balancing valves with optional flow meters. Can be used with telestats for sub-zoning purposes. Manifolds come assembled as set with supply manifold, return manifold, and mounting brackets.

Manifold Benefits:

- Flow manifold with micrometric regulating valve
- Pair of shut-off ball valves
- Color coded for supply (red) and return (blue)

Part #	Loop Take-offs	Weight
22010	3	16 lbs.
22011	4	18 lbs.
22012	5	19 lbs.
22013	6	21 lbs.
22014	7	23 lbs.
22015	8	24 lbs.
22016	9	26 lbs.
22017	10	28 lbs.
22018	11	29 lbs.
22019	12	31 lbs.
22020	13	33 lbs.



1-1/4" VALVED MANIFOLD WITH ELECTRIC CONTROL HEAD OPTION

Brass Manifolds with 1-1/4" main inputs. Each loop has micro-metric balancing valves with optional flow meters. Can be used with telestats for sub-zoning purposes. Manifolds come assembled as set with supply manifold, return manifold, and mounting brackets.

Manifold Benefits:

- Flow manifold with micrometric regulating valve
- Pair of shut-off ball valves
- Color coded for supply (red) and return (blue)

Part #	Loop Take-offs	Weight
22030	3	16 lbs.
22031	4	18 lbs.
22032	5	19 lbs.
22033	6	21 lbs.
22034	7	23 lbs.
22035	8	24 lbs.
22036	9	26 lbs.
22037	10	28 lbs.
22038	11	29 lbs.
22039	12	31 lbs.
22040	13	33 lbs.

BRASS MANIFOLD PARTS

MANIFOLD ACUATORS

24 VAC actuators for new style brass manifolds.



Part #	Description	Weight
22000	Without End Switch	1 lb.
22001	With End Switch	1 lb.
22002	Twistop without End Switch	1 lb.
22003	Twistop with End Switch	1 lb.

MANIFOLD FITTINGS

Fittings for attaching pex tubing to manifolds.



Part #	Size	Weight	Quantity
22070	3/8"	2 lbs.	10/pkg.
22071	1/2"	2 lbs.	10/pkg.
22072	3/4"	2 lbs.	10/pkg.
22073	1/2" PAP	2 lbs.	10/pkg.
22074	5/8"	2 lbs.	10/pkg.
22080	Outlet Plug	3 lbs.	10/pkg.

PEX FITTING WRENCH

Wrench for tightening manifold fittings to manifolds.



Part #	Weight	Quantity
22095	4 lbs.	1

MANIFOLD FLOW METERS




Flow meters for monitoring.

Part #	Capacity	Weight
22081	1/4-1 GPM	1 lb.
22082	1/2-2 GPM	1 lb.
22083	1-4 GPM	1 lb.

DIFFERENTIAL BYPASS FOR MANIFOLDS

Differential bypass with fixed crack setting of 3.6 psi differential pressure for new manifolds provides pressure differential bypass between supply and return manifolds.



Part #	Weight	Quantity
22090	4 lbs.	1

MANIFOLD CABINET

Wall box for mounting manifolds in a wall cavity.



Part #	Size	Weight
22100	3 Port	17 lbs.
22101	6 Port	23 lbs.
22102	10 Port	30 lbs.
22103	13 Port	37 lbs.
22104	17 Port	44 lbs.

BRASS MANIFOLDS PARTS

MANIFOLD PRESSURE TEST KIT FOR 1" & 1-1/4"

Easily connects to the manifold for testing and monitoring for leaks during and after installation.

Part #	Size	Weight
22029	1"	1 lb.
22049	1-1/4"	1 lb.



BRASS PURGE END CAP

Connects directly to the discontinued manifold.

Part #	Weight	Quantity
28768	1 lb.	2/pkg.



24V AC ACTUATOR FOR BRASS MANIFOLDS

Electronic 24 VAC telestat with 4 wires for use with discontinued brass manifolds, part # 28700-28705.





Part #	Weight	Quantity
28770	1 lb.	1/pkg.

COPPER MANIFOLDS

14 LOOP 1" COPPER MANIFOLDS

Seven different types of 14 Loop 1" copper manifolds (blank, blank with 1/2" crimp fitting, blank with 3/8" crimp fitting, blank with 1/2" mini ball valve, blank with mini ball valve with 1/2" crimp, blank with mini ball valves with 3/8" crimp, and blank with 1/2" female sweat stubs.)



Part#	Loop Take-offs	Description	Weight
28140	14	1" trunk with 1/2" MSWT drop	3 lbs.
28141	14	1" trunk with 1/2" valve (no crimp)	7 lbs.
28144	14	1" trunk with 1/2" FMSWT drop	3 lbs.
28145	14	1-1/4" trunk with 3/4" MSWT drop	5 lbs.
28150	14	1" trunk with 1/2" crimp fitting w/mini ball valve	7 lbs.
28151	14	1" trunk with 3/8" crimp fitting w/mini ball valve	7 lbs.
28152	14	1-1/4" trunk with 3/4" with valve w/crimp	7 lbs.
28142	14	1" trunk with 1/2" crimp connection	3 lbs.
28143	14	1" trunk with 3/8" crimp connection	3 lbs.

COPPER MANIFOLDS & PARTS

1" COPPER MANIFOLD BLANK

1" nominal male sweat by 1" nominal male sweat with 1/2" female sweat takeoffs.



Part #	Loop Take-offs	Weight
28100	2	1 lb.
28125	3	1 lb.

1" COPPER MANIFOLD WITH MINI BALL VALVE

1" nominal male sweat by 1" nominal male sweat with 1/2" female sweat takeoffs and mini valves on takeoffs.



Part #	Loop Take-offs	Weight
28104	2	2 lbs.
28129	3	2 lbs.
28141	14	3 lbs.

PURGE 90° WITH VENT END CAP



Part #	Size	Weight
28400	1"	1 lb.
28401	1-1/4"	1 lb.
28402	1-1/2"	2 lbs.
28403	2"	2 lbs.

1-1/4" COPPER MANIFOLD BLANK

1-1/4" nominal male sweat by 1-1/4" nominal male sweat with 3/4" female sweat takeoffs.



Part #	Loop Take-offs	Weight
28250	2	1 lb.
28275	3	1 lb.

1-1/4" COPPER MANIFOLD WITH MINI BALL VALVE

1-1/4" nominal male sweat by 1-1/4" nominal male sweat with 3/4" female sweat takeoffs and mini valves on takeoffs.



Part #	Loop Take-offs	Weight
28254	2	2 lbs.
28279	3	3 lbs.

MOUNTING BRACKETS FOR COPPER MANIFOLDS



Part #	Size	Weight
28360	1"	1 lb.
28361	1-1/4"	1 lb.
28362	1-1/2"	1 lb.

CONTROLS & VALVES

3-WAY MIXING VALVE

Mixing valve that reduces water temperature from the heat plant down to the temperature required for the heating circuit. Sweat connections.



Part #	Size	Weight
31010	3/4"	2 lbs.
31011	1"	3 lbs.

4-WAY MIXING VALVE WITH SWEAT

Mixing valve that reduces water temperature from the heat plant down to the temperature required for the heating circuit. Sweat connections.



Part #	Size	Weight
30026	3/4"	2 lbs.
30027	1"	2 lbs.
30026	1-1/4"	2 lbs.

4-WAY MIXING VALVE WITH FPT

Provides a double mixing function; tempers water to the floor while returning higher water temperature to the boiler. **Discontinued - Available while supplies last**



Part #	Size	Weight
30015	1/2"	2 lbs.
30016	3/4"	2 lbs.
30017	1"	2 lbs.
30018	1-1/4"	3 lbs.
30019	1-1/2"	3 lbs.

ACTUATOR/RESET CONTROL

Provides automatic temperature regulation to the radiant panel when used with an Infloor 4-way mixing valve. Includes: Outdoor sensor, delivery water sensor, 24 VAC power plug. Requires an external 24 VAC power supply.



Part #	Weight
30005	2 lbs.

ACTUATOR MOTOR FOR 30005


Actuator must be used with 30005 in order to control the 4-way mixing valve.



Part #	Weight
30006	2 lbs.

ZONE VALVE CONTROL BOX

4 and 6 zone control box with priority zone and 120 VAC control for system pump.



Part #	Description	Weight
30061	4 Zone	4 lbs.
30062	6 Zone	4 lbs.
30063	4 Zone	4 lbs.
30064	6 Zone	4 lbs.

PUMP RELAY

A relay for standard pumps.



Part #	Weight
31040	3 lbs.

HYDRONIC COMPONENTS

ZONE VALVES

24 VAC zone valves with copper sweat connections and end switch.

Part #	Size	Weight
31056	3/4" 2-way	2 lbs.
31057	1" 2-way	2 lbs.
31058	1-1/4" 2-way	2 lbs.



HEAT EXCHANGER

Brazed Plate Heat Exchanger with BTU ratings based on 180°F boiler supply water temperature.


Part #	Size	Weight
30065	40,000 BTU	3 lbs.
30066	80,000 BTU	4 lbs.
30067	125,000 BTU	6 lbs.
30070	225,000 BTU	8 lbs.



UNIVERSAL DIGITAL TEMPERATURE GAUGE

Digital Dual Temperature gauges used to replace mechanical temperature gauges. These may be powered with 24 volts or Lithium battery provided.

Part #	Weight
30120	1 lb.



TEMPERATURE & PRESSURE GAUGE

Temperature & Pressure gauge for hydronic heating systems. Displays both readings for easy maintenance and monitoring of system.

Part #	Size	Weight
31072	T&P Gauge	1 lb.



FILL VALVE & BACKFLOW PREVENTER

Fill valves and backflow preventers.



Part #	Description	Weight
31070	Fill Valve & Backflow Preventer	2 lbs.
31071	Auto-Fill Feed Valve	2 lbs.

PRESSURE DIFFERENTIAL BYPASS

Pressure differential bypass valve.



Part #	Size	Weight
31075	3/4" NPT x 3/4" FSWT	3 lbs.
31076	1" NPT x 1" FSWT	3 lbs.
31077	1-1/4" NPT x 1-1/4" FSWT	3 lbs.

DISCAL AIR VENT

Microbubble air eliminator for closed systems. Comes with or without service check valve.



Part #	Description	Weight
31080	3/4" Copper Sweat	2 lbs.
31081	3/4" Copper Sweat with Check	5 lbs.
31082	1" Copper Sweat	7 lbs.
31083	1" Copper Sweat with Check	8 lbs.
31084	1-1/4" Copper Sweat	10 lbs.
31085	1-1/4" Copper Sweat with Check	11 lbs.
31086	1/2" NPT Check Valve	3 lbs.

HYDRONIC COMPONENTS & THERMOSTATS

RADIANT MIXING BLOCK

Mixing block for regulation of supply and return temperatures of a radiant heating system.



Part #	Description
--------	-------------

31093	1" NPT connections. Flow is upwards on the RIGHT side. Includes Pressure Differential Bypass Valve.
-------	---

31094	1" NPT connections. Flow is upwards on the LEFT side. Includes Pressure Differential Bypass Valve.
-------	--

31097	1" NPT x 1" sweat connections. Flow is upwards on the RIGHT side. Does NOT include Pressure Differential Bypass Valve. <i>*Discontinued - Available while supplies last*</i>
-------	---

31098	1" NPT x 1" sweat connections. Flow is upwards on the RIGHT side. Does NOT include Pressure Differential Bypass Valve. <i>*Discontinued - Available while supplies last*</i>
-------	---

31099	Thermostatic Pump Station. Fixed set point temperature configured to mount to Infloor brass manifolds.
-------	--

24 VAC DIGITAL DUAL SENSING THERMOSTAT

Digital Dual sensing 24 VAC thermostat. Includes floor sensor.

Part #	Voltage	Weight
29001	24 VAC	1 lb.



24 VAC DIGITAL PROGRAMMABLE DUAL SENSING THERMOSTAT

Digital Programmable Dual Sensing 24 VAC Thermostat. Includes floor sensor.

Part #	Voltage	Weight
29060	24 VAC	1 lb.



24 VAC DIGITAL, NON-PROGRAMMABLE THERMOSTAT

Digital non-programmable thermostat. Can be set for heat only.

Part #	Quantity	Weight
29019	1	1 lb.



DUAL SENSING THERMOSTAT

Combination room/remote sensing thermostat. Remote feature may be used to maintain minimum or maximum floor temperature. Includes floor sensor. 16 amp max. **Discontinued - Available while supplies last**

Part #	Volt	Weight
29007	240 VAC	1 lb.



THERMOSTATS

WI-FI DUAL SENSING THERMOSTAT

Wi-Fi Digital programmable dual sensing thermostat for electric cable that can be connected to internet. Includes floor sensor. 15 amp max.

Part #	Voltage	Weight
29070	120/240 VAC	1 lb.



DIGITAL/PROGRAMMABLE THERMOSTAT

Digital Programmable dual sensing thermostat with GFCI. Includes floor sensor.

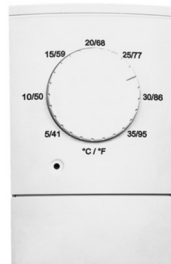
Part #	Voltage	Weight
29050VII	120/240 VAC	1 lb.



DIAL THERMOSTAT

Dial floor sensing thermostat with GFCI. Includes floor sensor.

Part #	Voltage	Weight
29052	120/240	1 lb.



RELAY 120V/240V

Relay for use with Part # 29050 and 29052 thermostats only.

Part #	Voltage	Weight
29053	120/240	1 lb.



FLOOR SENSOR

Replacement sensor for Part # 29002, 29003, 29004, & 29007.

Part #	Quantity	Weight
29010	1	1 lb.



SENSOR TUBE

Tube for installing sensor into floor. Recommended when installing Part #29001, 29003, 29004, 29007, 29050, 29052, 29060, & 29070.

Part #	Quantity	Weight
29011	1	1 lb.



FLOOR SENSOR

Replacement sensor for Part # 29050 and 29052.

Part #	Quantity	Weight
29054	1	1 lb.



Monitor and set your heating and cooling from anywhere in the world with a Wi-Fi enabled thermostat, which can also reduce energy use.

TOOLS & FASTENERS

WIRE TIE TOOL

Tool for twisting wire ties when fastening tubing to wire mesh or grid. For use with 5" Wire Ties (Part #26001).

Part #	Quantity	Weight
26000	1	2 lbs.



5" WIRE TIE

Wire ties for fastening tubing to wire mesh. May be used with Wire Tie Tool (Part #26000).


Part #	Quantity	Weight
26001	5,000/pkg.	19 lbs.



5-1/4" PLASTIC TIE

Plastic zip ties for fastening tubing to wire mesh.

Part #	Quantity	Weight
26005	1,000/pkg.	2 lbs.



FOAM TUBE CLIP

Screw clip for attaching tubing to polystyrene insulation (1" min. insulation thickness required). Can be used with Foam Tube Clip Tool (Part #26016).



Part #	Tube Size	Quantity	Weight
26015	3/8" or 1/2"	1,000/pkg.	19 lbs.

TUBE CLIP TOOL (FOAM)

Tool for easy attaching foam tube clips (Part #26015). Allows for quick installation without bending over or kneeling.

Part #	Quantity	Weight
26016	1	3 lbs.

BEND SUPPORTS

Allows tubing to be supported at a 90 degree bend from floor to manifold.

Part #	Size	Weight
26017	3/8"	1 lb.
26018	1/2"	1 lb.
26019	3/4"	1 lb.



HAND CRIMP TOOLS

Crimp tool for crimp rings and PEX crimp fittings.

Part #	Size	Weight
26020	3/8"	3 lbs.
26021	1/2"	3 lbs.
26022	3/4"	3 lbs.
26023	1"	3 lbs.



RATCHET CLAMP RING TOOL

Ratchet clamp tool for clamp rings. Tool fits all sizes of clamp rings.

Part #	Size	Weight
26025	2 Hand	2 lbs.
26026	3 Hand	2 lbs.



LARGE TUBE CUTTING TOOL

Cutting tool with straight blade for cutting 3/8", 1/2", 3/4" and 1" tubing.


Part #	Quantity	Weight
26035	1	1 lb.



STAPLE GUN

New style staple gun for fastening 3/8" and 1/2" tubing, with walking stick option.

Part #	Quantity	Weight
26093	Staple Gun	9 lbs.
26094	Walking Stick	3 lbs.




TOOLS & FASTENERS

1" CROWN STAPLES (PASLODE ONLY)

Wide crown staples for use in Part #26045 staple gun.


Part #	Quantity	Weight
26046	9,000/pkg.	23 lbs.



STAPLES

Staples for staple gun #26093

Part #	Quantity	Weight
26095	1,600/pkg.	4 lbs.
26096	10,000/pkg.	30 lbs.



TWIN TUBE TALON

1/2" - 3/4" twin tube talon.

Part #	Quantity	Weight
26058	100/pkg.	2 lbs.



RB-5 CLIP GUN

Hand staple gun for attaching 1/2" and 3/4" tubing.

Part #	Quantity	Weight
26060	1	2 lbs.



RB-5 STAPLES

Staples for RB-5 staple gun.


Part #	Size	Quantity	Weight
26066	1/2"	100/pkg.	1 lb.
26067	3/4"	100/pkg.	1 lb.



OCTA TUBE RAIL

3.28' long tube rail, notched every 2" for attaching 3/8" and 1/2" tubing to concrete floors.

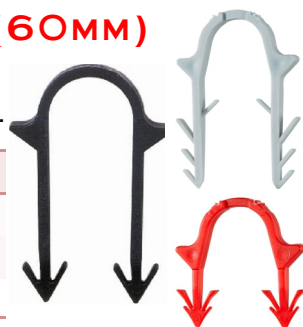
Part #	Quantity	Weight
26072	100/pkg.	51 lbs.



PLASTIC STAPLE (60MM)

Barbed plastic staple for attaching 3/8", 1/2", 5/8", & 3/4".

Part #	Quantity	Weight
26081	300/pkg.	3 lbs.
26082	300/pkg.	3 lbs.
26083	300/pkg.	3 lbs.



STAPLE TACKER (PLASTIC/FOAM)

Tacker gun for Part #26081, 26082, and 26083 plastic staples.

Part #	Quantity	Weight
26085	1	8 lbs.



TUBING UNCOILER

Welded steel uncoiler allows for easy dispensing of 3/8", 1/2", 5/8" 3/4", and 1" tubing. Breaks down for easy transporting.

Part #	Quantity	Weight
26055	1	40 lbs.



STANDARD TOOL KIT

Hand tool with case with 1/2" and 3/4" head for F1960.

Part #	Quantity	Weight
26028	1	5 lbs.



PEX FITTINGS

CRIMP RINGS

Part #	Size	Quantity	Weight
24000	3/8"	25/pkg.	1 lb.
24001	1/2"	25/pkg.	1 lb.
24002	3/4"	25/pkg.	1 lb.
24003	1"	25/pkg.	1 lb.



CLAMP RINGS

Part #	Size	Quantity	Weight
24005	3/8"	25/pkg.	1 lb.
24006	1/2"	25/pkg.	1 lb.
24007	3/4"	25/pkg.	1 lb.
24008	1"	25/pkg.	1 lb.
24009	5/8"	25/pkg.	1 lb.



CRIMP COUPLINGS

Part #	Size	Quantity	Weight
24010LF	3/8"	10/pkg.	1 lb.
24011	5/8"	10/pkg.	1 lb.
24012LF	1/2"	10/pkg.	1 lb.
24013LF	1/2" x 3/4"	10/pkg.	1 lb.
24014LF	3/4"	10/pkg.	1 lb.
24016	1"	10/pkg.	1 lb.



PEX TO POLY COUPLING

Part #	Size	Quantity	Weight
24017LF	3/8"	10/pkg.	1 lb.
24018	1/2"	10/pkg.	1 lb.



CRIMP 90

Part #	Size	Quantity	Weight
24020	3/8"	10/pkg.	1 lb.
24021LF	1/2"	10/pkg.	1 lb.
24022LF	3/4"	10/pkg.	2 lbs.
24023LF	1"	10/pkg.	3 lbs.




DROP ELBOWS (CRIMP x FPT)



Part #	Size	Quantity	Weight
24026LF	1/2" Drop Ear EL x 1/2" Crimp	10/pkg.	2 lbs.
24027LF	1/2" Drop Ear EL x 3/4" Crimp	10/pkg.	3 lbs.

CRIMP TEES



Part #	Size	Quantity	Weight
24030	3/8" x 3/8" x 3/8"	10/pkg.	1 lb.
24031LF	1/2" x 1/2" x 1/2"	10/pkg.	1 lb.
24032LF	1/2" x 1/2" x 3/4"	10/pkg.	2 lbs.
24033LF	3/4" x 3/4" x 3/4"	10/pkg.	2 lbs.
24034LF	3/4" x 3/4" x 1/2"	10/pkg.	2 lbs.
24035LF	3/4" x 1/2" x 3/4"	10/pkg.	2 lbs.
24036LF	3/4" x 1/2" x 1/2"	10/pkg.	2 lbs.
24037LF	1" x 1" x 1"	10/pkg.	3 lbs.
24038LF	1" x 1" x 3/4"	10/pkg.	3 lbs.

PLUGS



Part #	Size	Quantity	Weight
24041LF	1/2" Plug	10/pkg.	1 lb.
24042LF	3/4" Plug	10/pkg.	1 lb.
24043LF	1" Plug	10/pkg.	1 lb.

FITTING ADAPTORS (CRIMP x COPPER FITTING)



Part #	Size	Quantity	Weight
24050	5/8" Crimp x 3/4" MSWT	10/pkg.	2 lbs.
24051	3/8" Crimp x 1/2" MSWT	10/pkg.	1 lb.
24052LF	1/2" Crimp x 1/2" MSWT	10/pkg.	1 lb.
24053LF	3/4" Crimp x 3/4" MSWT	10/pkg.	2 lbs.
24054LF	1" Crimp x 1" MSWT	10/pkg.	2 lbs.

PEX FITTINGS

TUBE ADAPTERS CRIMP X FEMALE SWEAT

Part #	Size	Quantity	Weight
24060	3/8" Crimp x 1/2" FSWT Adapter	10/pkg.	1 lb.
24061LF	1/2" Crimp x 1/2" FSWT Adapter	10/pkg.	1 lb.
24063	3/4" Crimp x 3/4" FSWT Adapter	10/pkg.	2 lbs.
24064	1" Crimp x 1" FSWT Adapter	10/pkg.	2 lbs.



CRIMP X MPT ADAPTERS

Part #	Size	Quantity	Weight
24071LF	1/2" Crimp x 1/2" MPT Fitting	10/pkg.	1 lb.
24073LF	3/4" Crimp x 3/4" MPT Fitting	10/pkg.	2 lbs.
24074LF	1" Crimp x 1" MPT Fitting	10/pkg.	3 lbs.



CRIMP X FPT ADAPTERS

Part #	Size	Quantity	Weight
24081LF	1/2" Crimp x 1/2" FPT Adapter	10/pkg.	2 lbs.
24082LF	3/4" Crimp x 3/4" FPT Adapter	10/pkg.	2 lbs.
24083LF	1" Crimp x 1" FPT Adapter	10/pkg.	3 lbs.



STUB-OUT ELBOWS

Part #	Size	Quantity	Weight
24200	8" Stub-out x 4" Drop with 1/2" Crimp	1	1 lb.
24201	8" Stub-out x 13" Drop with 1/2" Crimp	1	1 lb.



STRAIGHT STUB-OUT

Part #	Size	Quantity	Weight
24210	8" Stub-out with 1/2" Crimp	1	1 lb.
24211	12" Stub-out with 1/2" Crimp	1	1 lb.



PERT EXPANSION FITTINGS

ASTM F1960 Grip fittings are made from No Lead (LF), dezincification resistant, and stress corrosion cracking resistant brass. Preformed copper assemblies and kits complement the full range of fitting options available. The expansion sleeve and tubing system provides a “can’t miss” visible connection.

BRASS STRAIGHT ADAPTER, MSWT-F1960

Part #	Size	Quantity	Weight
24600	3/8" F1960 x 1/2" LF	10/pkg.	1 lb.
24601	1/2" F1960 x 1/2" LF	10/pkg.	1 lb.
24602	5/8" F1960 x 3/4"	10/pkg.	2 lbs.
24603	3/4" F1960 x 3/4" LF	10/pkg.	2 lbs.
24604	1" F1960 x 1" LF	10/pkg.	2 lbs.



BRASS STRAIGHT ADAPTER, FSWT-F1960

Part #	Size	Quantity	Weight
24605	3/8" F1960 x 1/2" LF	10/pkg.	1 lb.
24606	1/2" F1960 x 1/2" LF	10/pkg.	1 lb.
24607	5/8" F1960 x 3/4" LF	10/pkg.	2 lbs.
24608	3/4" F1960 x 3/4" LF	10/pkg.	2 lbs.
24609	1" F1960 x 1" LF	10/pkg.	2 lbs.



MPT ADAPTERS

Part #	Size	Quantity	Weight
24610	1/2" F1960 x 1/2" LF MPT	10/pkg.	1 lb.
24611	3/4" F1960 x 3/4" LF MPT	10/pkg.	2 lbs.
24612	1" F1960 x 1" LF MPT	25/pkg.	3 lbs.



FPT ADAPTERS

Part #	Size	Quantity	Weight
24613	1/2" F1960 x 1/2" LF FPT	10/pkg.	1 lb.
24614	3/4" F1960 x 3/4" LF FPT	10/pkg.	2 lbs.
24615	1" F1960 x 1" LF FPT	25/pkg.	3 lbs.



BRASS COUPLING

Part #	Size	Quantity	Weight
24616	3/8"	10/pkg.	1 lb.
24617	1/2"	10/pkg.	1 lb.
24618	5/8"	10/pkg.	2 lbs.
24619	3/4"	10/pkg.	2 lbs.
24620	1"	25/pkg.	3 lbs.



FITTINGS

Part #	Size	Quantity	Weight
24621	3/8" F1960 x 3/4" BSP	10/pkg.	1 lb.
24622	1/2" F1960 x 3/4" BSP	10/pkg.	1 lb.
24623	5/8" F1960 x 3/4" BSP	10/pkg.	2 lbs.

BRASS ELBOW ADAPTER

Part #	Size	Quantity	Weight
24624	5/8"	10/pkg.	2 lbs.
24625	3/4"	10/pkg.	2 lbs.
24626	1"	25/pkg.	3 lbs.



SWEAT ELBOW

Part #	Size	Quantity	Weight
24627	5/8" F1960 x 3/4" LF MSWT	10/pkg.	2 lbs.
24628	3/4" F1960 x 3/4" LF MSWT	10/pkg.	2 lbs.
24629	5/8" F1960 x 3/4" LF FSWT	10/pkg.	2 lbs.
24630	3/4" F1960 x 3/4" LF FSWT	10/pkg.	2 lbs.



SLEEVE

Part #	Size	Quantity	Weight
24631	3/8"	10/pkg.	1 lb.
24632	1/2"	10/pkg.	1 lb.
24633	5/8"	10/pkg.	2 lbs.
24634	3/4"	10/pkg.	2 lbs.
24635	1"	10/pkg.	2 lbs.



ELECTRIC COMPONENTS

120V ELECTRIC CABLE SPOOLS

120V and 240V Electric Cable is UL approved for wet and dry locations, and includes a 25-year warranty.




Part #	Total Sq. Ft.	Total Sq. Ft.	Total Sq. Ft.	Wire Length (ft)	Amp Draw	Resistance (ohms)
	2-1/2" Spacing	3" Spacing	3-1/2" Spacing			
	14.4 watts / sq. ft.	12 watts / sq. ft.	10.3 watts / sq. ft.			
38630	8	10	12	39	1	108 - 134
38631	13	15	18	59	1.5	72 - 89
38632	17	20	24	78	2	53 - 66
38633	21	25	30	98	2.5	42 - 52
38634	25	30	36	117	3	33 - 42
38635	29	35	42	137	3.5	29 - 37
38636	34	40	48	157	4	25 - 32
38637	38	45	54	176	4.5	22 - 28
38638	42	50	60	196	5	20 - 26
38639	51	60	72	235	6	16 - 21
38640	59	70	84	274	7	14 - 19
38641	67	80	96	313	8	12 - 16
38642	76	90	108	352	9	11 - 14
38643	84	100	120	391	10	10 - 13

240V ELECTRIC CABLE SPOOLS

Part #	Total Sq. Ft.	Total Sq. Ft.	Total Sq. Ft.	Wire Length (ft)	Amp Draw	Resistance (ohms)
	2-1/2" Spacing	3" Spacing	3-1/2" Spacing			
	14.4 watts / sq. ft.	12 watts / sq. ft.	10.3 watts / sq. ft.			
38730	17	20	24	78	1	217 - 267
38731	25	30	36	117	1.5	143 - 176
38732	34	40	48	157	2	107 - 132
38733	42	50	60	196	2.5	84 - 104
38734	51	60	72	235	3	67 - 83
38735	59	70	84	274	3.5	59 - 73
38736	67	80	96	313	4	50 - 63
38737	76	90	108	352	4.5	45 - 56
38738	84	100	120	391	5	40 - 50
38739	101	120	144	470	6	33 - 42
38740	118	140	168	548	7	29 - 37
38741	135	160	192	626	8	24 - 31
38742	151	180	216	704	9	22 - 28
38743	168	200	240	783	10	20 - 26

ELECTRIC COMPONENTS

TWIN CONDUCTOR (SINGLE LEAD) CABLE



Includes a 30-year warranty.

Part #	Description	Length	Weight
40018	120V Cable 200W	40'	2.5 lbs.
40019	120V Cable 300W	58'	3 lbs.
40020	120V Cable 400W	77'	4 lbs.
40021	120V Cable 500W	96'	5 lbs.
40022	120V Cable 600W	116'	6 lbs.
40023	120V Cable 700W	135'	7 lbs.
40024	120V Cable 850W	164'	8 lbs.
40025	240V Cable 327W	58'	3 lbs.
40026	240V Cable 435W	77'	4 lbs.
40027	240V Cable 543W	96'	5 lbs.
40028	240V Cable 652W	115'	6 lbs.
40029	240V Cable 760W	135'	7 lbs.
40030	240V Cable 914W	163'	8 lbs.
40031	240V Cable 1089W	191'	9 lbs.
40032	240V Cable 1362W	238'	11 lbs.
40033	240V Cable 1492W	265'	12 lbs.
40034	240V Cable 1852W	328'	15 lbs.
40035	240V Cable 2286W	406'	18 lbs.
40036	240V Cable 2837W	507'	22 lbs.
40037	240V Cable 3600W	636'	27 lbs.

CABLE METAL STRAPPING

For Standard Electric Cable attachment to subfloor, preset for cable spacing.

Part #	Coverage	Weight
38714	25' each	5 lbs.



ELECTRIC HEAT RELAY/THERMOSTAT

Provides low-voltage switching of line-voltage. Used with 240 VAC electric heat cable.



Part #	Quantity	Weight
30085	1	2 lbs.

LOUDMOUTH MONITOR

Monitor system when installing 120V & 240V Electric Cable.



Part #	Quantity	Weight
38060	1	0.3 lbs.

ELECTRIC CABLE REPAIR KIT

Cable Repair Kit for Standard Electric Cable.

Part #	Quantity	Weight
38650	1	1 lb.

ELECTRIC CABLE REPAIR TOOL KIT

Cable Tool Repair Kit for Standard Electric Cable. *Available for rental.*



Part #	Quantity	Weight
38651	1	8 lb.

CABLE METAL STRAPPING

For Heavy-Duty Electric Cable attachment to subfloor, preset for cable spacing.

Part #	Coverage	Weight
40052	80' RL	5 lbs.



ACCESSORIES & SUPPORT PRODUCTS

INFLOORBOARD

Hydronic radiant heating panels.



Part #	Size	Quantity	Weight
39000	Straight (16" x 48")	1	14 lbs.
39001	Utility (16" x 48")	1	14 lbs.
39002	Combo (16" x 48")	1	14 lbs.

INFLOORBOARD II

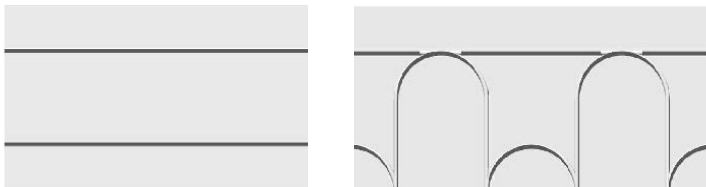
Hydronic radiant heating panels.



Part #	Quantity	Weight
39005	5/box	50 lbs.

INFLOORBOARD III


Hydronic radiant heating panels.



Part #	Size	Size	Weight
39020	Straight	23.5" x 48"	15 lbs.
39021	Super Combo	23.5" x 48"	15 lbs.

RADIANTTRAK

Under-floor radiant heating plates.



Part #	Size	Quantity	Weight
39500	3/8" Radiant Side Trak (4')	20/box	22 lbs.
39501	1/2" Radiant Side Trak (4')	20/box	22 lbs.

CLOSED SYSTEM WATER TREATMENT

A non-chromate corrosion inhibitor for closed loop systems.




Part #	Quantity	Weight
27000	6/case	18 lbs.

FORMULA 10 SYSTEM TREATMENT

A corrosive inhibitor. All open and closed loop recirculating water systems can be treated for corrosion and leak sealing.




Part #	Quantity	Weight
27005	12/case	36 lbs.



MECHANICAL BOARDS

PRIMARY LOOP BOARD


Mechanical board to provide a primary loop for boiler and outlets for up to three secondary systems. Includes air eliminator, fill valve, backflow preventer, expansion tank, check valves, secondary pump, purge valves and Hydrolink hydraulic separator. Indirect fired water heater ports are included for systems utilizing sidearm tanks.



Part #	Description
32050	Primary with 007 primary pump. Includes sidearm ports.
32051	Primary with 007 primary pump. Does NOT include sidearm ports.
32052	Primary with 0011 primary pump. Includes sidearm ports.
32053	Primary with 0011 primary pump. Does NOT include sidearm ports.

4-WAY MIXING VALVE BOARD

Mechanical board to provide secondary loop control of heating zones. Includes secondary pump, purge valves, zone valves and differential bypass valve. Boards provide control of 1-7 zones.



Part #	Description
32214	1 Zone Board
32215	2 Zone Board
32216	3 Zone Board
32217	4 Zone Board
32218	5 Zone Board
32219	6 Zone Board
32220	7 Zone Board

HIGH EFFICIENCY BOILER BOARD


Board for control of systems that utilize high efficiency boilers. Includes air eliminator, fill valve, backflow preventer, expansion tank, secondary pump, purge valves, zone valves, magnetic dirt separator, and differential bypass valve. Boards provide control of 1-7 zones.



Part #	Description
32207	1 Zone Board
32208	2 Zone Board
32209	3 Zone Board
32210	4 Zone Board
32211	5 Zone Board
32212	6 Zone Board
32213	7 Zone Board

GEOTHERMAL/CLOSED LOOP WATER HEATER BOARD

Mechanical board for utilizing a geothermal heat pump or a water heater as a heat source in a hydronic heating system. Includes air eliminator, fill valve, backflow preventer, expansion tank, secondary pump, purge valves, zone valves, magnetic dirt separator, and differential bypass valve. Boards provide control of 1-7 zones.



Part #	Description
32200	1 Zone Board
32201	2 Zone Board
32202	3 Zone Board
32203	4 Zone Board
32204	5 Zone Board
32205	6 Zone Board
32206	7 Zone Board

Bringing You The Very Best In Radiant Heating

Infloor Heating Systems is a pioneer in the radiant heating industry, designing and providing systems since 1984. Infloor specializes in hydronic and electric radiant heating, snowmelt systems, and energy-saving solutions such as solar and geo thermal additions. The benefits of radiant heating are superior to conventional forced-air and baseboard systems. Radiant heating is energy-efficient, reducing gas and electric bills, eliminates duct work and duct losses, creates a quieter home, and is a healthier way of living for those with allergies. Infloor Heating Systems is proud to offer premium, innovative radiant heating systems and products designed to improve your everyday living and comfort.



P.O. Box 4945
Buena Vista, CO 81211

info@infloor.com • (800) 608-0562 • (719) 395-3400 • www.infloor.com