

archiline



Archiline is a linear outdoor light offering a high level of luminosity and flexibility. This extremely wide and competitive range is the result of many years' research. Each item is precision engineered using top-quality materials, and each Archiline family offers a range of outputs, with dedicated narrow, wide, elliptical and asymmetric wallwasher beams and optical compartments designed to ensure a uniquely pure beam, easy to plug connectors for simpler installation, various dimming protocols, a choice of monochrome warm and natural white or RGBW, with the colors being mixed in the optic.

Recessed model materials

Anodized 6060 aluminum alloy or AISI 316L stainless steel flange
Extra-clear tempered glass or white ceramic varnished tempered glass diffuser

Wall/ceiling model materials

Anodized 6060 aluminum alloy or AISI 316L stainless steel body
Extra-clear tempered glass diffuser






archiline range

Archiline_F



Archiline_FL







	_F	_F Darklight	_FL
12.6 in	14.5 W	13.5 W	3.6 W
19.7 in	22 W	22 W	6 W
39.4 in	44 W	43.5 W	12 W
Finish			
powerLED	2700K 3000K 3500K 4000K RGBW (3K) RGBW (4K)	2700K 3000K 3500K 4000K	2700K 3000K 3500K 4000K RGBW (3K) RGBW (4K)
Optics	Narrow S. Spot Medium Fl. Flood Elliptical Asymmetric	Spot Medium Fl. Flood Elliptical	General
Driver	120/277VAC On/Off, 0-10V, DMX	120/277VAC On/Off, 0-10V	120/277VAC On/Off, 0-10V, DMX
Fixture	Trimless	Trimless/Draklight Louver	Trimless/Diffused
Continuous runs	Ok	Ok	Ok

Archiline_A



Archiline_I




	_A	_A Darklight	_I	_I Darklight
14.6 in	13.2 W	12 W	-	-
14.8 in	-	-	13 W	12 W
22.1 in	20 W	20 W	-	-
22.2 in	-	-	20 W	20 W
41.4 in	40 W	40 W	-	-
41.9 in	-	-	40 W	40 W
Finish				
powerLED	2700K 3000K 3500K 4000K RGB+W RGB+N	2700K 3000K 3500K 4000K	2700K 3000K 3500K 4000K RGB+W RGB+N	2700K 3000K 3500K 4000K
Optics	Narrow S. Spot Medium Fl. Flood Elliptical Asymmetric	Spot Medium Fl. Flood Elliptical	Narrow S. Spot Medium Fl. Flood Elliptical Asymmetric	Spot Medium Fl. Flood Elliptical
Driver	120/277VAC On/Off, 0-10V, DMX	120/277VAC On/Off, 0-10V	120/277VAC On/Off, 0-10V, DMX	120/277VAC On/Off, 0-10V
Fixture	Alluminum Flange	Alluminum Flange/Draklight Louver	Stainless Steel Flange	Stainless Steel Flange/ Draklight Louver
Continuous runs	Not recommended	Not recommended	Not recommended	Not recommended

High-quality construction

Archiline bodies are made from extruded 6060 aluminum alloy Anodized to 10 microns.

These two processes provide superior passive heat dissipation and, most importantly, higher corrosion resistance.

The caps are diecast.



Safety systems

We have developed a variety of corrosion protection technology to maximize the lifespan of our lights.

They also have overtension and electrical discharge protection, TCS® to shield their circuits from moisture, and AquaStop® water protection.



The range


The Archiline range comprises four subranges of recessed mountings.

- ARCHILINE_F: trimless with extra-clear 0.5-inch tempered glass and black-screenprinted optical compartment, with or without darklight or in RGBW. Designed for wall illumination, and can be placed in continuous runs.

- ARCHILINE_FL: trimless with extra-clear 0.5-inch tempered glass and white ceramic varnish, monochrome or RGBW versions. Designed for path marking in parks, squares, drives, and public spaces. Can be placed in continuous runs.

- ARCHILINE_A: 6060 aluminum alloy flange with extra-clear 0.5-inch tempered glass and black-screenprinted optical compartment, with or without darklight or in darklight+RGBW. Designed for wall illumination. Not recommended for continuous runs.

- ARCHILINE_I: AISI 316L stainless steel flange with extra-clear 0.5-inch tempered glass and black-screenprinted optical compartment, with or without darklight or in darklight+RGBW. Designed for wall illumination. Not recommended for continuous runs.




Optics

The Archiline range has optics for every type of design need.

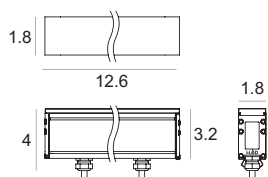
- SPOT and NARROW SPOT for accent lighting
- FLOOD and MEDIUM FLOOD for soft lighting of parts of walls
- ELLIPTIC 20°x50°, which projects an oval beam, ideal for grazing illumination of high and narrow walls
- ASYMMETRIC for a wallwasher effect.

Other features:

- Darklight versions, which section the beam by eliminating the direct component to the exterior and lighting only the wall
- Ability to create continuous lines without affecting the evenness of the light near the ends of each module. In the Archiline_F no-darklight versions, the diodes are arranged so as to maintain the same distance between each one, and between the last ones at each end.



Archiline_F | Linear profiles | 120-277V | powerLED | Wet location | Integral Driver | Drive over | 13W/ft



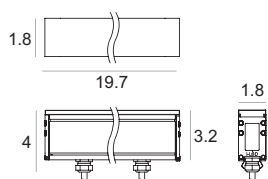
On/Off 13W

Anod. Bk.	On/Off	E92127	2700K	1686 lm	M	Narrow Spot	08
Anod. Bk.	0-10V	E83530	3000K	1686 lm	W	Spot	15
6 LEDs			3500K	1806 lm	T	Medium Flood	30
			4000K	1806 lm	N	Flood	60
						Elliptical	25
						Asymmetric	27

Installation accessories



E98724
Outer casing



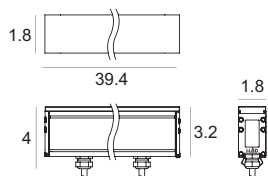
On/Off 20W

Anod. Bk.	On/Off	E92128	2700K	2529 lm	M	Narrow Spot	08
Anod. Bk.	0-10V	E83531	3000K	2529 lm	W	Spot	15
9 LEDs			3500K	2709 lm	T	Medium Flood	30
			4000K	2709 lm	N	Flood	60
						Elliptical	25
						Asymmetric	27

Installation accessories



E98725
Outer casing



On/Off 40W

Anod. Bk.	On/Off	E92129	2700K	5058 lm	M	Narrow Spot	08
Anod. Bk.	0-10V	E8353	3000K	5058 lm	W	Spot	15
18 LEDs			3500K	5418 lm	T	Medium Flood	30
			4000K	5418 lm	N	Flood	60
						Elliptical	25
						Asymmetric	27

Installation accessories



E98726
Outer casing

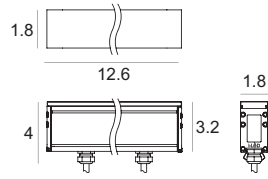
Cables On/Off

E99057	E98147	E98146
78.7 in power supply cable F 3 pin	196.9 in extension M+F 3 pin	393.7 in extension M+F 3 pin

Cables 0-10V

E99826	E99822	E99823	E99824	E99825
39.4 in power supply cable + 0-10V dimming F 5 pin	196.9 in power supply cable + 0-10V dimming F 5 pin	39.4 in extension cable for power + 0-10V dimming M+F 5 pin	196.9 in extension cable for power + 0-10V dimming M+F 5 pin	393.7 in extension cable for power + 0-10V dimming M+F 5 pin

Archiline_F Anti-glare | Linear profiles | 120-277V | powerLED | Wet location | Integral Driver | Drive over | 13W/ft



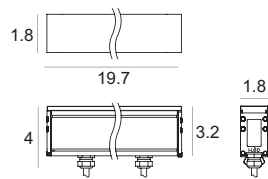
On/Off 12W

Anod. Bk.	On/Off	E92049	2700K	1716 lm	M	Spot	15
Anod. Bk.	0-10V	E83533	3000K	1716 lm	W	Medium Flood	30
11 LEDs			3500K	1716 lm	T	Flood	60
			4000K	1837 lm	N	Elliptical	25

Installation accessories



E98724
Outer casing



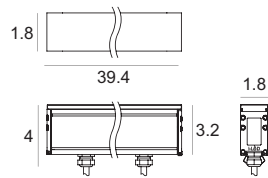
On/Off 20W

Anod. Bk.	On/Off	E92050	2700K	2808 lm	M	Spot	15
Anod. Bk.	0-10V	E83534	3000K	2808 lm	W	Medium Flood	30
18 LEDs			3500K	2808 lm	T	Flood	60
			4000K	3006 lm	N	Elliptical	25

Installation accessories



E98725
Outer casing



On/Off 40W

Anod. Bk.	On/Off	E92051	2700K	5616 lm	M	Spot	15
Anod. Bk.	0-10V	E83535	3000K	5616 lm	W	Medium Flood	30
36 LEDs			3500K	5616 lm	T	Flood	60
			4000K	6012 lm	N	Elliptical	25

Installation accessories




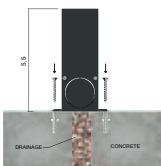
E98726
Outer casing

Cables On/Off

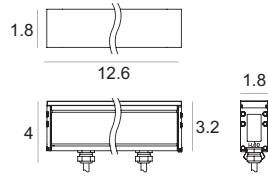
E99057	E98147	E98146
78.7 in power supply cable F 3 pin	196.9 in extension M+F 3 pin	393.7 in extension M+F 3 pin

Cables 0-10V

E99826	E99822	E99823	E99824	E99825
39.4 in power supply cable + 0-10V dimming F 5 pin	196.9 in power supply cable + 0-10V dimming F 5 pin	39.4 in extension cable for power + 0-10V dimming M+F 5 pin	196.9 in extension cable for power + 0-10V dimming M+F 5 pin	393.7 in extension cable for power + 0-10V dimming M+F 5 pin



Archiline_F RGBW DMX | Linear profiles | 120-277V | powerLED | Wet location | Integral Driver | Drive over | 14.9 W/ft



13W CRI80

Anod. Bk. **E92083**

3 x 4 LEDs

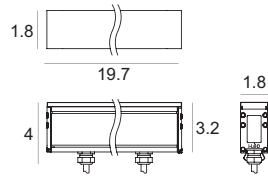
RGBW natural white	Q	Spot	15
RGBW warm white	V	Medium Flood	30
		Flood	60
		Elliptical	25
		Asymmetric	27

Installation accessories



E98724

Outer casing



22W CRI80

Anod. Bk. **E92084**

5 x 4 LEDs

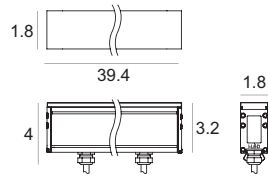
RGBW natural white	Q	Spot	15
RGBW warm white	V	Medium Flood	30
		Flood	60
		Elliptical	25
		Asymmetric	27

Installation accessories



E98725

Outer casing



44W CRI80

Anod. Bk. **E92093**

10 x 4 LEDs

RGBW natural white	Q	Spot	15
RGBW warm white	V	Medium Flood	30
		Flood	60
		Elliptical	25
		Asymmetric	27

Installation accessories



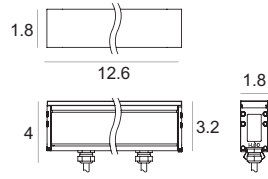
E98726

Outer casing

Cables power+DMX

E98660	E98661	E98662	E98663
39.4 in feed cable all in one power + DMX M+F 6 pin shield	196.9 in feed cable all in one power + DMX M+F 6 pin shield	39.4 in extension all in one power + DMX M+F 6 pin shield	196.9 in extension all in one power + DMX M+F 6 pin shield

Archiline_FL | Linear profiles | 120-277V | topLED | Wet location | Integral Driver | Drive over | 3.5W/ft



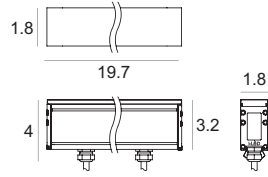
3.5W

Anod. Bk.	On/Off	E92138	3000K	483 lm	W	General	00
Anod. Bk.	0-10V	E83526	3500K	483 lm	T		
			4000K	504 lm	N		

Installation accessories



E98724
Outer casing



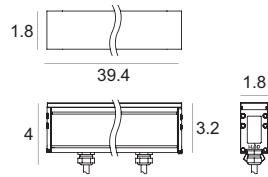
6W

Anod. Bk.	On/Off	E92139	3000K	828 lm	W	General	00
Anod. Bk.	0-10V	E83527	3500K	828 lm	T		
			4000K	864 lm	N		

Installation accessories



E98725
Outer casing



12W

Anod. Bk.	On/Off	E92142	3000K	1656 lm	W	General	00
Anod. Bk.	0-10V	E83528	3500K	1656 lm	T		
			4000K	1728 lm	N		

Installation accessories



E98726
Outer casing

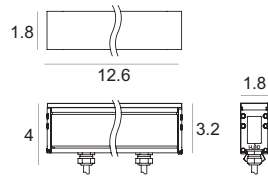
Cables On/Off

E99057 78.7 in power supply cable F 3 pin	E98147 196.9 in extension M+F 3 pin	E98146 393.7 in extension M+F 3 pin
--	--	--

Cables 0-10V

E99826 39.4 in power supply cable + 0-10V dimming F 5 pin	E99822 196.9 in power supply cable + 0-10V dimming F 5 pin	E99823 39.4 in extension cable for power + 0-10V dimming M+F 5 pin	E99824 196.9 in extension cable for power + 0-10V dimming M+F 5 pin	E99825 393.7 in extension cable for power + 0-10V dimming M+F 5 pin
---	--	--	---	---

Archiline_FL RGBW DMX | Linear profiles | 120-277V | topLED | Wet location | Integral Driver | Drive over | 8.5W/ft



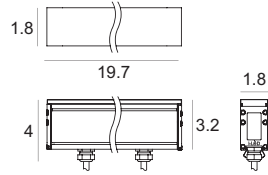
8.5W CRI80

Anod. Bk.	E92143	RGBW natural white	Q	General	00
		RGBW warm white	V		

Installation accessories



E98724
Outer casing



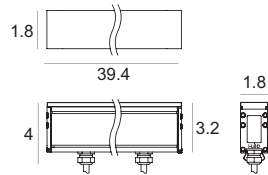
14W CRI80

Anod. Bk.	E92144	RGBW natural white	Q	General	00
		RGBW warm white	V		

Installation accessories



E98725
Outer casing



24W CRI80

Anod. Bk.	E92145	RGBW natural white	Q	General	00
		RGBW warm white	V		

Installation accessories



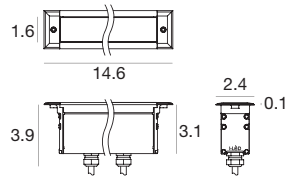
E98726
Outer casing

Cables power+DMX


E98660	E98661	E98662	E98663
39.4 in feed cable all in one power + DMX M+F 6 pin shield	196.9 in feed cable all in one power + DMX M+F 6 pin shield	39.4 in extension all in one power + DMX M+F 6 pin shield	196.9 in extension all in one power + DMX M+F 6 pin shield



Archiline_A | Linear profiles | 120-277V | powerLED | Wet location | Integral Driver | Drive over | 11.5W/ft

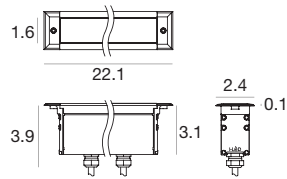


13W


Anod. Al.	On/Off	E92132	2700K	1686 lm	M	Narrow Spot	08	
Anod. Al.	0-10V	E83536	3000K	1686 lm	W	Spot	15	
6 LEDs			3500K	1686 lm	T	Medium Flood	30	
			4000K	1806 lm	N	Flood	60	
Installation accessories							Elliptical	25
							Asymmetric	27

E98671

Outer casing

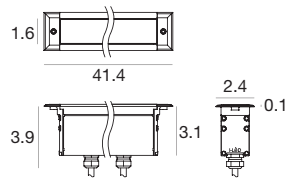


20W


Anod. Al.	On/Off	E92134	2700K	2529 lm	M	Narrow Spot	08	
Anod. Al.	0-10V	E83537	3000K	2529 lm	W	Spot	15	
9 LEDs			3500K	2529 lm	T	Medium Flood	30	
			4000K	2709 lm	N	Flood	60	
Installation accessories							Elliptical	25
							Asymmetric	27

E98672

Outer casing

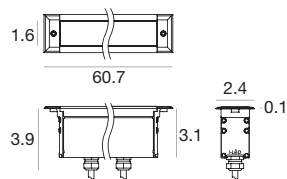


40W


Anod. Al.	On/Off	E92136	2700K	5058 lm	M	Narrow Spot	08	
Anod. Al.	0-10V	E83538	3000K	5058 lm	W	Spot	15	
18 LEDs			3500K	5058 lm	T	Medium Flood	30	
			4000K	5418 lm	N	Flood	60	
Installation accessories							Elliptical	25
							Asymmetric	27

E98673

Outer casing



59W

Anod. Al.	On/Off	E81590	2700K	7171 lm	M	Narrow Spot	08	
Anod. Al.	0-10V	E83539	3000K	7171 lm	W	Spot	15	
27 LEDs			3500K	7171 lm	T	Medium Flood	30	
			4000K	7667 lm	N	Flood	60	
Installation accessories							Elliptical	25
							Asymmetric	27

E99760

Outer casing

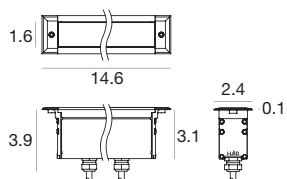
Cables On/Off

E99057	E98147	E98146
78.7 in power supply cable F 3 pin	196.9 in extension M+F 3 pin	393.7 in extension M+F 3 pin

Cables 0-10V

E99826	E99822	E99823	E99824	E99825
39.4 in power supply cable + 0-10V dimming F 5 pin	196.9 in power supply cable + 0-10V dimming F 5 pin	39.4 in extension cable for power + 0-10V dimming M+F 5 pin	196.9 in extension cable for power + 0-10V dimming M+F 5 pin	393.7 in extension cable for power + 0-10V dimming M+F 5 pin

Archiline_A Anti-glare | Linear profiles | 120-277V | powerLED | Wet location | Integral Driver | Drive over | 11.5W/ft



12W

Anod. Al.	On/Off	E92052	2700K	1716 lm	M	Spot	15
Anod. Al.	0-10V	E83540	3500K	1716 lm	T	Flood	60
			4000K	1837 lm	N	Elliptical	25

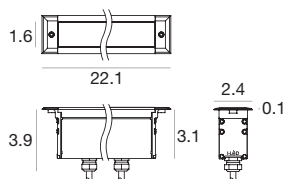
11 LEDs

Installation accessories



E98671

Outer casing



20W

Anod. Al.	On/Off	E92054	2700K	2808 lm	M	Spot	15
Anod. Al.	0-10V	E83541	3000K	2808 lm	W	Medium Flood	30
			3500K	2808 lm	T	Flood	60
			4000K	3006 lm	N	Elliptical	25

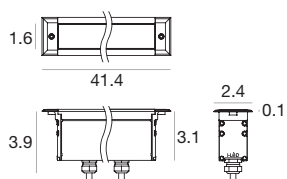
18 LEDs

Installation accessories



E98672

Outer casing



40W

Anod. Al.	On/Off	E92056	2700K	5616 lm	M	Spot	15
Anod. Al.	0-10V	E83542	3000K	5616 lm	W	Medium Flood	30
			3500K	5616 lm	T	Flood	60
			4000K	6012 lm	N	Elliptical	25

36 LEDs

Installation accessories



E98673

Outer casing

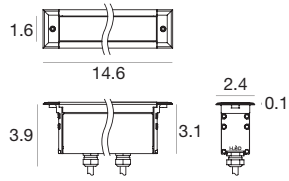
Cables On/Off

E99057	E98147	E98146
78.7 in power supply cable F 3 pin	196.9 in extension M+F 3 pin	393.7 in extension M+F 3 pin

Cables 0-10V

E99826	E99822	E99823	E99824	E99825
39.4 in power supply cable + 0-10V dimming F 5 pin	196.9 in power supply cable + 0-10V dimming F 5 pin	39.4 in extension cable for power + 0-10V dimming M+F 5 pin	196.9 in extension cable for power + 0-10V dimming M+F 5 pin	393.7 in extension cable for power + 0-10V dimming M+F 5 pin

Archiline_A RGBW DMX | Linear profiles | 120-277V | powerLED | Wet location | Integral Driver | Drive over | 11.5W/ft



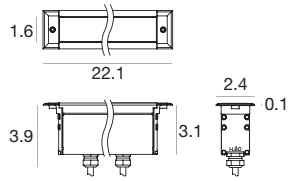
13W CRI80

Anod. Al.	E92100	RGBW natural white	Q	Spot	15
		RGBW warm white	V	Medium Flood	30
3 x 4 LEDs				Flood	60
				Elliptical	25
				Asymmetric	27

Installation accessories



E98671
Outer casing



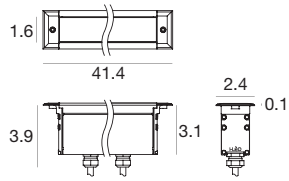
22W CRI80

Anod. Al.	E92104	RGBW natural white	Q	Spot	15
		RGBW warm white	V	Medium Flood	30
5 x 4 LEDs				Flood	60
				Elliptical	25
				Asymmetric	27

Installation accessories



E98672
Outer casing



44W CRI80

Anod. Al.	E92108	RGBW natural white	Q	Spot	15
		RGBW warm white	V	Medium Flood	30
10 x 4 LEDs				Flood	60
				Elliptical	25
				Asymmetric	27

Installation accessories

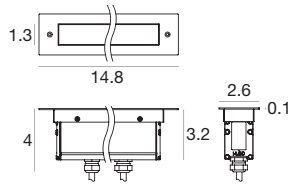


E98673
Outer casing

Cables power+DMX

E98660	E98661	E98662	E98663
39.4 in feed cable all in one power + DMX M+F 6 pin shield	196.9 in feed cable all in one power + DMX M+F 6 pin shield	39.4 in extension all in one power + DMX M+F 6 pin shield	196.9 in extension all in one power + DMX M+F 6 pin shield

Archiline_I | Linear profiles | 120-277V | powerLED | Wet location | Integral Driver | Walk over | 11.5W/ft



13W

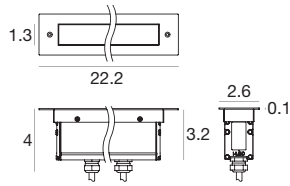
Steel	On/Off	E92124	2700K	1686 lm	M	Narrow Spot	08
Steel	0-10V	E83543	3000K	1686 lm	W	Spot	15
6 LEDs			3500K	1806 lm	T	Medium Flood	30
			4000K	1806 lm	N	Flood	60

Installation accessories



E98671

Outer casing



20W AC

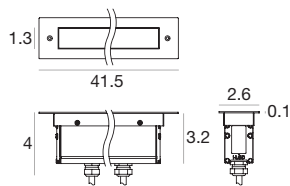
Steel	On/Off	E92125	2700K	2529 lm	M	Narrow Spot	08
Steel	0-10V	E83544	3000K	2529 lm	W	Spot	15
12 LEDs			3500K	2709 lm	T	Medium Flood	30
			4000K	2709 lm	N	Flood	60

Installation accessories



E98672

Outer casing



40W

Steel	On/Off	E92126	2700K	5058 lm	M	Narrow Spot	08
Steel	0-10V	E83545	3000K	5058 lm	W	Spot	15
18 LEDs			3500K	5418 lm	T	Medium Flood	30
			4000K	5418 lm	N	Flood	60

Installation accessories



E98673

Outer casing

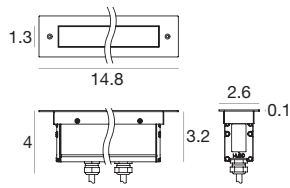
Cables On/Off

E99057	E98147	E98146
78.7 in power supply cable F 3 pin	196.9 in power extension M+F 3 pin	393.7 in extension M+F 3 pin

Cables 0-10V

E99826	E99822	E99823	E99824	E99825
39.4 in power supply cable + 0-10V dimming F 5 pin	196.9 in power supply cable + 0-10V dimming F 5 pin	39.4 in extension cable for power + 0-10V dimming M+F 5 pin	196.9 in extension cable for power + 0-10V dimming M+F 5 pin	393.7 in extension cable for power + 0-10V dimming M+F 5 pin

Archiline_I Anti-glare | Linear profiles | 120-277V | powerLED | Wet location | Integral Driver | Walk over | 11.5W/ft



12W

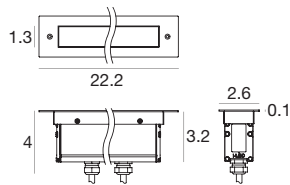
Steel	On/Off	E92046	2700K	1716 lm	M	Spot	15
Steel	0-10V	E83546	3000K	1716 lm	W	Medium Flood	30
11 LEDs			3500K	1716 lm	T	Flood	60
			4000K	1837 lm	N	Elliptical	25

Installation accessories



E98671

Outer casing



20W

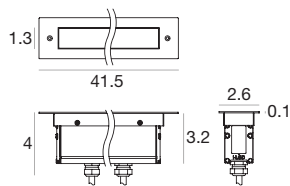
Steel	On/Off	E92047	2700K	2808 lm	M	Spot	15
Steel	0-10V	E83547	3000K	2808 lm	W	Medium Flood	30
18 LEDs			3500K	2808 lm	T	Flood	60
			4000K	3006 lm	N	Elliptical	25

Installation accessories



E98672

Outer casing



40W

Steel	On/Off	E92048	2700K	5616 lm	M	Spot	15
Steel	0-10V	E83548	3000K	5616 lm	W	Medium Flood	30
36 LEDs			3500K	5616 lm	T	Flood	60
			4000K	6012 lm	N	Elliptical	25

Installation accessories



E98673


Outer casing

Cables On/Off

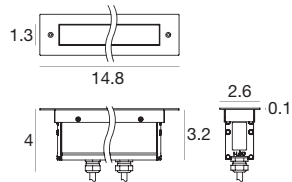
E99057	E98147	E98146
78.7 in power supply cable F 3 pin	196.9 in extension M+F 3 pin	393.7 in extension M+F 3 pin

Cables 0-10V

E99826	E99822	E99823	E99824	E99825
39.4 in power supply cable + 0-10V dimming F 5 pin	196.9 in power supply cable + 0-10V dimming F 5 pin	39.4 in extension cable for power + 0-10V dimming M+F 5 pin	196.9 in extension cable for power + 0-10V dimming M+F 5 pin	393.7 in extension cable for power + 0-10V dimming M+F 5 pin



Archiline_I RGBW DMX | Linear profiles | powerLED | 120-277V | Wet location | Integral Driver | Walk over | 14.9W/ft



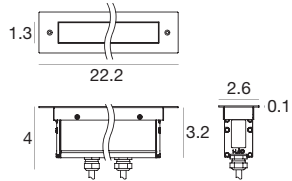
13W CRI80

Steel E92080	RGBW natural white	Q	Spot	15
3 x 4 LEDs	RGBW warm white	V	Medium Flood	30
			Flood	60
			Elliptical	25
			Asymmetric	27

Installation accessories



E98671
Outer casing



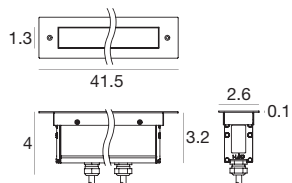
22W CRI80

Steel E92081	RGBW natural white	Q	Spot	15
5 x 4 LEDs	RGBW warm white	V	Medium Flood	30
			Flood	60
			Elliptical	25
			Asymmetric	27

Installation accessories



E98672
Outer casing



44W CRI80

Steel E92082	RGBW natural white	Q	Spot	15
10 x 4 LEDs	RGBW warm white	V	Medium Flood	30
			Flood	60
			Elliptical	25
			Asymmetric	27

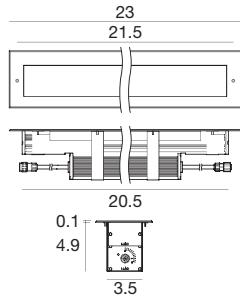
Installation accessories



E98673
Outer casing

E98662	E98663
39.4 in extension all in one power + DMX M+F 6 pin shield	196.9 in extension all in one power + DMX M+F 6 pin shield

Archiline PRO_I | Linear profiles | 120-277V | powerLED | Wet location | Integral Driver | Drive over | 26W/ft



46W CRI80

Steel	On/Off	E81673	2700K	5243 lm	M	Spot	15
Steel	0-10V	E83701	3000K	5243 lm	W	Flood	30
9 LEDs			3500K	5243 lm	T	Medium Flood	60
			4000K	5660 lm	N	Elliptical	25

Steel	On/Off	E81677	2700K	5243 lm	M	Narrow Spot	06
Steel	0-10V	E83702	3000K	5243 lm	W		
9 LEDs			3500K	5243 lm	T		
			4000K	5660 lm	N		

Installation accessories



99771
Outer casing

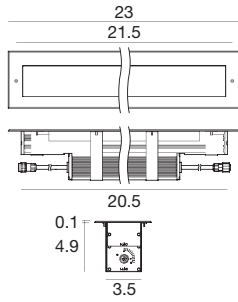
Cables On/Off

E99057	E98147	E98146
78.7 in power supply cable F 3 pin	196.9 in extension M+F 3 pin	393.7 in extension M+F 3 pin

Cables 0-10V

E99826	E99822	E99823	E99824	E99825
39.4 in power supply cable + 0-10V dimming F 5 pin	196.9 in power supply cable + 0-10V dimming F 5 pin	39.4 in extension cable for power + 0-10V dimming M+F 5 pin	196.9 in extension cable for power + 0-10V dimming M+F 5 pin	393.7 in extension cable for power + 0-10V dimming M+F 5 pin

Archiline PRO_I RGBW DMX | Linear profiles | powerLED | 120-277V | Wet location | Integral Driver | Drive over | 26W/ft



46W CRI80

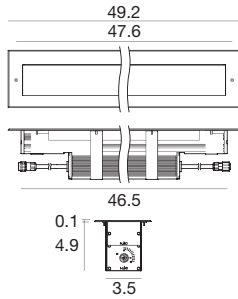
Steel E81675	RGBW natural white	Q	Spot	15
9 LEDs	RGBW warm white	V	Medium Flood	30
			Flood	45
			Elliptical	25

Steel E81679	RGBW natural white	Q	Narrow Spot	06
9 LEDs	RGBW warm white	V		

Installation accessories



E99771
Outer casing



84W CRI80

Steel E81676	RGBW natural white	Q	Spot	15
18 LEDs	RGBW warm white	V	Medium Flood	30
			Flood	45
			Elliptical	25

Steel E81680	RGBW natural white	Q	Narrow Spot	06
18 LEDs	RGBW warm white	V		

Installation accessories

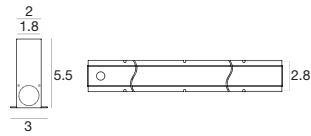


E99772
Outer casing


Cables power+DMX

E98660	E98661	E98662	E98663
39.4 in feed cable all in one power + DMX M+F 6 pin shield	196.9 in feed cable all in one power + DMX M+F 6 pin shield	39.4 in extension all in one power + DMX M+F 6 pin shield	196.9 in extension all in one power + DMX M+F 6 pin shield

Archiline_F / _FL | Outer casing for trimless luminaires for floor-mounted recessed installation



Anod. Bk.	12.7 in x Archiline_F / _FL	E98724
Anod. Bk.	20.2 in x Archiline_F / _FL	E98725
Anod. Bk.	39.5 in x Archiline_F / _FL	E98726



These outer casings allow to create a continuous run

Anodization

Anodization is carried out in electrochemically controlled conditions, and creates a layer of oxide on the surface of the aluminum. This has excellent levels of adherence, compactness, hardness, and corrosion resistance.

Drive-over capability

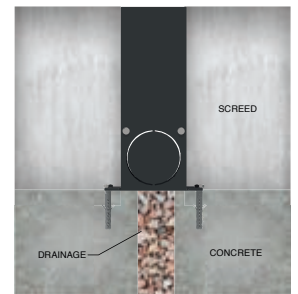
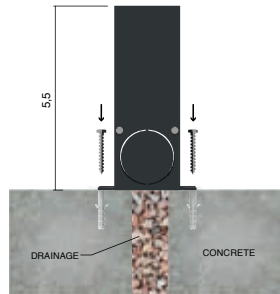
The housings of the Archiline_F and FL versions have tempered glass, 0.47-inch ceramic powder coating, and will support a weight of up to five tonnes.

Installation accessories

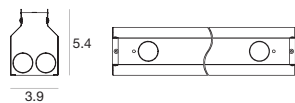


E98957

The tool you need to extract Archiline from the Outer casing.



Archiline_A / _J | Outer casing for luminaires with trim, for floor-mounted recessed installation



Anod. Bk.	14 in x Archiline_A / _J	E98671
Anod. Bk.	21.5 in x Archiline_A / _J	E98672
Anod. Bk.	40.8 in x Archiline_A / _J	E98673
Anod. Bk.	60.1 in x Archiline_A / _J	E99760


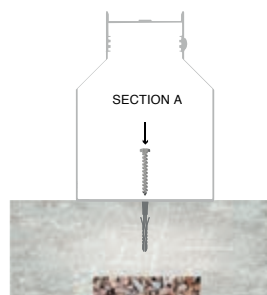


Galvanization

The housings of the Archiline_A and J versions are galvanized for improved corrosion resistance and durability.

Drive-over capability

The flange of the Archiline_A is integrated into the extrusion, forming a more durable single unit that can support a weight of up to 1.5 tons.







archiline_W range

Archiline_W



Archiline_W Pro




	_W	_W Anti-glaring	_W RGBW
12.6 in	13W	12W	13W
14 in	-	-	-
20.3 in	-	-	-
24.4 in	24W	24W	26W
36.2 in	37.5W	36W	40W
39.4 in	-	-	-
48 in	48.5W	48.5W	53W
Finish	■	■	■
powerLED	3000K 3500K 4000K	3000K 3500K 4000K	RGBW+W RGBW+N
Optics	Narrow Spot Spot Medium Flood Flood Elliptical Asymmetric	Spot Medium Flood Flood Elliptical	Spot Medium Flood Flood Elliptical Asymmetric
Driver	120/277VAC On/Off, 0-10V	120/277VAC On/Off, 0-10V	120/277VAC DMX

A wide range of applications

Archiline_W is a linear element for installation on the wall itself. It combines the functions of a spot with the shape and size of an outdoor bar.

The body is made from 10-micron- Anodized 6060 extruded aluminum alloy.

Archiline_W has an adjustable graduated stainless steel bracket that fixes to a wall or ceiling, and the distance from the wall is also adjustable.



DMX
512

DALI



IK10

IP67




RGBW

The perfect mix

Combined-optic RGBW technology makes color mixing better and more uniform. This takes place within the optics, using treated lenses optimized for maximum efficiency and high-performance RGBW LEDs. One diode combines pure warm or natural white and red, green and blue, mixing the colors better than traditional systems and creating an infinite variety of shades, as well as obtaining pure white without the influence of the RGB. The optical compartment is screenprinted in black, with dark-light screening giving perfect control over glare, sectioning the beam to eliminate the direct outward component and lighting only the wall.

Perfect mixing

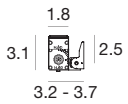
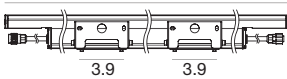
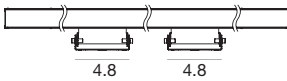
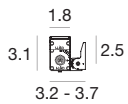
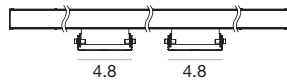
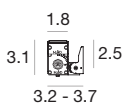
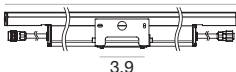
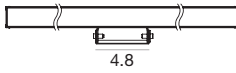
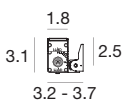
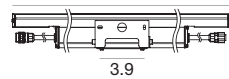
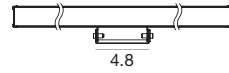
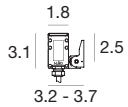
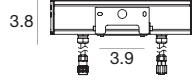
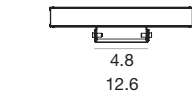


State-of-the-art engineering: Archiline_W PRO

The PRO version is the star of the Archiline range, made entirely from dedicated components, including the powerLED diode sources and extremely high-performance integrated drivers. Archiline_W PRO has an efficiency of 100 lm/W, developing a luminous flux of over 3400 lumens per foot! It is therefore strongly recommended for very high walls, thanks partly to its optics covered with 0.2-inch extra-clear glass, black screenprinted edges and high-efficiency elliptical, narrow or flood beam. The 6-degree-optic version will project a beam to a height of 164 feet! Available in an ON/OFF or RGBW version with DMX dimmer protocol. In this model, the power tension and DMX signal both pass through the connector.



Archiline_W | Linear profiles | 120-277V | powerLED | Wet location | Integral Driver | 11.5W/ft



13W

Anod. Al.	On/Off	E92112	2700K	1686 lm	M	Narrow Spot	06
Anod. Al.	0-10V	E83549	3000K	1686 lm	W	Spot	15
6 LEDs			3500K	1686 lm	T	Medium Flood	30
			4000K	1806 lm	N	Flood	60
						Elliptical	25
						Asymmetric	27

24W

Anod. Al.	On/Off	E92114	2700K	3093 lm	M	Narrow Spot	06
Anod. Al.	0-10V	E83550	3000K	3093 lm	W	Spot	15
11 LEDs			3500K	3093 lm	T	Medium Flood	30
			4000K	3307 lm	N	Flood	60
						Elliptical	25
						Asymmetric	27

Accessories



E98675

Anti-glare flaps

38W

Anod. Al.	On/Off	E92118	2700K	4780 lm	M	Narrow Spot	06
Anod. Al.	0-10V	E83551	3000K	4780 lm	W	Spot	15
17 LEDs			3500K	4780 lm	T	Medium Flood	30
			4000K	5111 lm	N	Flood	60
						Elliptical	25
						Asymmetric	27

Accessories



E98676

Anti-glare flaps

49W

Anod. Al.	On/Off	E92120	2700K	6185 lm	M	Narrow Spot	06
Anod. Al.	0-10V	E83552	3000K	6185 lm	W	Spot	15
22 LEDs			3500K	6185 lm	T	Medium Flood	30
			4000K	6614 lm	N	Flood	60
						Elliptical	25
						Asymmetric	27

Accessories



E98677

Anti-glare flaps

59W

Anod. Al.	On/Off	E81513	2700K	7437 lm	M	Narrow Spot	06
Anod. Al.	0-10V	E83553	3000K	7437 lm	W	Spot	15
28 LEDs			3500K	7437 lm	T	Medium Flood	30
			4000K	7951 lm	N	Flood	60
						Elliptical	25
						Asymmetric	27

Accessories



E99748

Anti-glare flaps

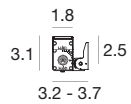
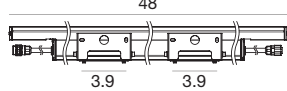
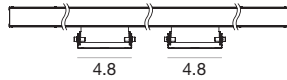
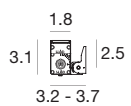
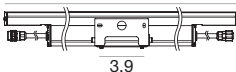
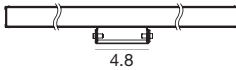
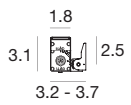
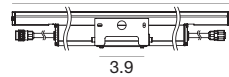
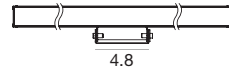
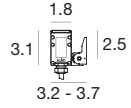
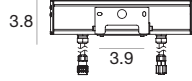
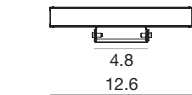
Cables On/Off

E99057	E98147	E98146
78.7 in power supply cable F 3 pin	196.9 in extension M+F 3 pin	393.7 in extension M+F 3 pin

Cables 0-10V

E99826	E99822	E99823	E99824	E99825
39.4 in power supply cable + 0-10V dimming F 5 pin	196.9 in power supply cable + 0-10V dimming F 5 pin	39.4 in extension cable for power + 0-10V dimming M+F 5 pin	196.9 in extension cable for power + 0-10V dimming M+F 5 pin	393.7 in extension cable for power + 0-10V dimming M+F 5 pin

Archiline_W Anti-glare | Linear profiles | 120-277V | powerLED | Wet location | Integral Driver | 11.5W/ft



12W

Anod. Al.	On/Off	E92038	2700K	1686 lm	M	Spot	15
Anod. Al.	0-10V	E83554	3000K	1686 lm	W	Medium Flood	30
11 LEDs			3500K	1686 lm	T	Flood	60
			4000K	1806 lm	N	Elliptical	25

24W

Anod. Al.	On/Off	E92040	2700K	3093 lm	M	Spot	15
Anod. Al.	0-10V	E83555	3000K	3093 lm	W	Medium Flood	30
22 LEDs			3500K	3093 lm	T	Flood	60
			4000K	3307 lm	N	Elliptical	25

Accessories



E98675

Anti-glare flaps

36W

Anod. Al.	On/Off	E92042	2700K	4780 lm	M	Spot	15
Anod. Al.	0-10V	E83556	3000K	4780 lm	W	Medium Flood	30
33 LEDs			3500K	4780 lm	T	Flood	60
			4000K	5111 lm	N	Elliptical	25

Accessories



E98676

Anti-glare flaps

49W

Anod. Al.	On/Off	E92044	2700K	6870 lm	M	Spot	15
Anod. Al.	0-10V	E83557	3000K	6870 lm	W	Medium Flood	30
44 LEDs			3500K	6870 lm	T	Flood	60
			4000K	7346 lm	N	Elliptical	25

Accessories



E98677

Anti-glare flaps

Cables On/Off

E99057	E98147	E98146
78.7 in power supply cable F 3 pin	196.9 in extension M+F 3 pin	393.7 in extension M+F 3 pin

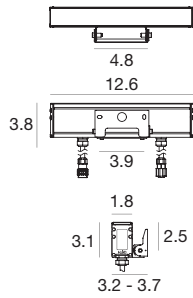
Cables 0-10V

E99826	E99822	E99823	E99824	E99825
39.4 in power supply cable + 0-10V dimming F 5 pin	196.9 in power supply cable + 0-10V dimming F 5 pin	39.4 in extension cable for power + 0-10V dimming M+F 5 pin	196.9 in extension cable for power + 0-10V dimming M+F 5 pin	393.7 in extension cable for power + 0-10V dimming M+F 5 pin

Archiline_W RGBW DMX | Linear profiles | 120-277V | powerLED | Wet location | Integral Driver | 11.5W/ft

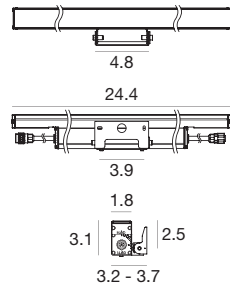


RGBW



13W

Steel E92070	RGBW natural white	Q	Spot	15
	RGBW warm white	V	Medium Flood	30
			Flood	60
			Elliptical	25
			Asymmetric	27



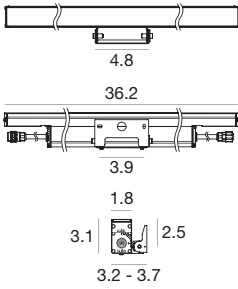
26W

Steel E92072	RGBW natural white	Q	Spot	15
	RGBW warm white	V	Medium Flood	30
			Flood	60
			Elliptical	25
			Asymmetric	27

Accessories



E98675
Anti-glare flaps



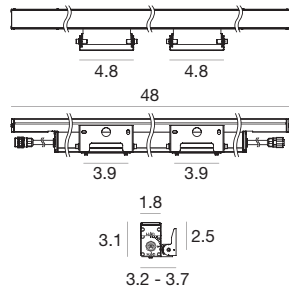
40W

Steel E92074	RGBW natural white	Q	Spot	15
	RGBW warm white	V	Medium Flood	30
			Flood	60
			Elliptical	25
			Asymmetric	27

Accessories



E98676
Anti-glare flaps



53W

Steel E92078	RGBW natural white	Q	Spot	15
	RGBW warm white	V	Medium Flood	30
			Flood	60
			Elliptical	25
			Asymmetric	27

Accessories



E98677
Anti-glare flaps

Cables power+DMX

E98660	E98661	E98662	E98663
39.4 in feel cable all in one power + DMX M+F 6 pin shield	196.9 in feel cable all in one power + DMX M+F 6 pin shield	39.4 in extension all in one power + DMX M+F 6 pin shield	196.9 in extension all in one power + DMX M+F 6 pin shield

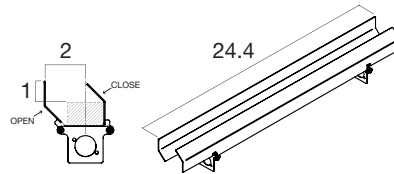


Flap

The flap fixture is made up of two directional flaps and it has been designed to shape light when the luminaire is used as a spotlight. Please note that light emission is not reduced, but shaped only. This accessory is made of black Anodized aluminum.

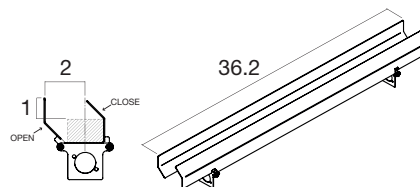
type suitable for
Anod. Bk. Archiline_W 24.4 in

E98675



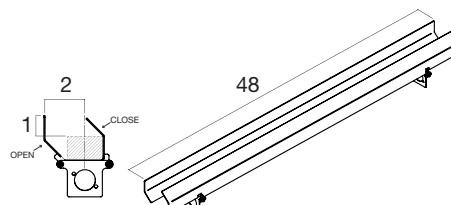
type suitable for
Anod. Bk. Archiline_W 36.2 in

E98676

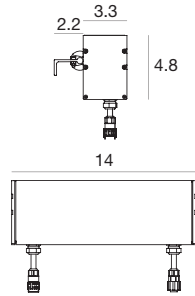


type suitable for
Anod. Bk. Archiline_W 48.1 in

E98677



Archiline PRO_W | Linear profiles | 120-277V | powerLED | Wet location | Integral Driver | 27.5W/ft



32W

Anod. AL	On/Off	E90458	2700K	3629 lm	M	Spot	15
Anod. AL	0-10V	E83703	3000K	3629 lm	W	Flood	30
			3500K	3629 lm	T	Elliptical	25
			4000K	3917 lm	N		
Anod. AL	On/Off	E81447	2700K	3629 lm	M	Narrow Spot	06
Anod. AL	0-10V	E83704	3000K	3629 lm	W		
			3500K	3629 lm	T		
			4000K	3917 lm	N		

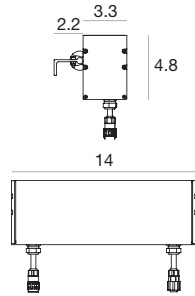
Cables On/Off

E99057	E98147	E98146
78.7 in power supply cable F 3 pin	196.9 in extension M+F 3 pin	393.7 in extension M+F 3 pin

Cables 0-10V

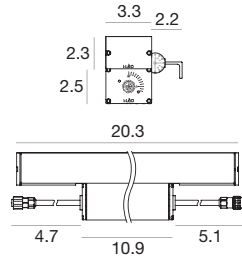
E99826	E99822	E99823	E99824	E99825
39.4 in power supply cable + 0-10V dimming F 5 pin	196.9 in power supply cable + 0-10V dimming F 5 pin	39.4 in extension cable for power + 0-10V dimming M+F 5 pin	196.9 in extension cable for power + 0-10V dimming M+F 5 pin	393.7 in extension cable for power + 0-10V dimming M+F 5 pin

Archiline PRO_W RGBW DMX | Linear profiles | 120-277V | powerLED | Wet location | Integral Driver | 22W/ft



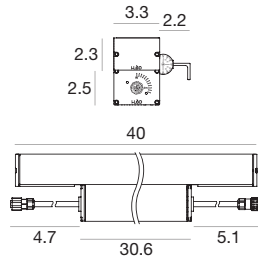
32W

Steel	E90459	RGBW natural white	Q	Spot	15
		RGBW warm white	V	Medium Flood	30
				Medium Flood	45
				Elliptical	25
Steel	E81450	RGBW natural white	Q	Narrow Spot	06
		RGBW warm white	V		



38W

Steel	E90462	RGBW natural white	Q	Spot	15
		RGBW warm white	V	Medium Flood	30
				Medium Flood	45
				Elliptical	25
Steel	E81451	RGBW natural white	Q	Narrow Spot	06
		RGBW warm white	V		



76W

Steel	E90463	RGBW natural white	Q	Spot	15
		RGBW warm white	V	Medium Flood	30
				Medium Flood	45
				Elliptical	25
Steel	E81452	RGBW natural white	Q	Narrow Spot	06
		RGBW warm white	V		

Cables power+DMX

E98662	E98663	E98662	E98663
39.4 in feed cable all in one power + DMX M+F 6 pin shield	196.9 in feed cable all in one power + DMX M+F 6 pin shield	39.4 in extension all in one power + DMX M+F 6 pin shield	196.9 in extension all in one power + DMX M+F 6 pin shield



