



# HARLEQUIN TOAD (*ATELOPUS*) CONSERVATION ACTION PLAN 2021 — 2041





## ATELOPUS SURVIVAL INITIATIVE IUCN SSC ASG ATELOPUS TASK FORCE



Authors: Lina M. Valencia<sup>1</sup> and Luis F. Marin da Fonte<sup>2,3</sup>

<sup>1</sup>Re:wild (formerly Global Wildlife Conservation), <sup>2</sup>Amphibian Survival Alliance, <sup>3</sup>IUCN SSC Amphibian Specialist Group for Brazil

Cover and this page image: © Jaime Culebras | Photo Wildlife Tours

Reviewers (in alphabetical order): Jose Barros<sup>4</sup>, Gina Della Togna<sup>5,6,7</sup>, Brian Gratwicke<sup>8</sup>, Juan M. Guayasamin<sup>9,10</sup>, Enrique La Marca<sup>11,12</sup>, Margarita Lampo<sup>13</sup>, Stefan Lötters<sup>14</sup>, Andrés Merino-Vireti<sup>15</sup>, Andrea Teran<sup>16</sup>, Jamie Voyles<sup>17</sup>

<sup>4</sup>Fundación Atelopus, Colombia, <sup>5</sup>Universidad Interamericana de Panamá, Panamá, <sup>6</sup>Smithsonian Tropical Research Institute, Panamá, <sup>7</sup>IUCN SSC ASG Biobanking Working Group Coordinator, <sup>8</sup>Smithsonian Conservation Biology Institute, USA, <sup>9</sup>Universidad San Francisco de Quito, Ecuador, <sup>10</sup>University of North Carolina at Chapel Hill, USA, <sup>11</sup>Universidad de Los Andes, Venezuela, <sup>12</sup>Rescue of Endangered Venezuelan Amphibians (REVA) Conservation Center, Venezuela, <sup>13</sup>Instituto Venezolano de Investigaciones Científicas Academia de Ciencias Físicas, Matemáticas y Naturales, Venezuela, <sup>14</sup>Trier University, Germany, <sup>15</sup>Pontificia Universidad Católica del Ecuador, Ecuador, <sup>16</sup>Centro Jambatu de Investigación y Conservación de Anfibios, Ecuador, <sup>17</sup>University of Nevada, USA.

Atelopus Survival Initiative Coordinator: Luis F. Marin da Fonte

IUCN SSC ASG Atelopus Task Force (in alphabetical order): Jose Barros, Gina Della Togna, Edgardo Griffith, Juan M. Guayasamin, Margarita Lampo, Stefan Lötters, Luis F. Marin da Fonte, Lindsay Renick-Mayer, Carlos Martinez-Rivera, and Lina M Valencia.

Contributors: see page 43

Citation: Valencia, L.M. and Fonte, L.F.M. 2021. Harlequin Toad (*Atelopus*) Conservation Action Plan (2021-2041). Atelopus Survival Initiative, 52 pp.

Layout: Carrie Stengel and Jessica Avaniidhar, Re:wild

Available from: [www.atelopus.org](http://www.atelopus.org) and <https://www.iucn-amphibians.org/working-groups/task-forces/atelopus-task-force/>

Funding: This publication has been made possible by funding from Re:wild, Smithsonian Conservation Biology Institute, Philadelphia Zoo, the Zoological Society for the Conservation of Species and Populations (Zoologische Gesellschaft für Arten- und Populationsschutz, ZGAP), and the German Society for Herpetology and Herpetoculture (Deutsche Gesellschaft für Herpetologie und Terrarienkunde, DGHT), and Parque Explora (Medellín).

We highly value diversity, inclusion and justice (EDIJ). We acknowledge the diversity of threats and solutions to *Atelopus* and have therefore convened members from different countries (the majority from South and Central America, where harlequin toads naturally occur), backgrounds, cultures, and career stages and gender identity in the development of this plan. We have strived to give voices to traditionally marginalized groups like women, Indigenous and local communities and younger generations, and our goal is to encourage the inclusion and representation of these groups in leadership and decision-making. This Action Plan was created under consideration of EDIJ best practices.



# TABLE OF CONTENTS

---



04	FOREWORD
05	EXECUTIVE SUMMARY
07	ACKNOWLEDGMENTS
08	INTRODUCTION
08	<i>Amphibian Extinction Crisis</i>
08	<i>Harlequin Toads, The Jewels of The Neotropics</i>
09	<i>A Genus in Critical Condition</i>
10	<i>Threats</i>
13	ACTION PLAN RATIONALE & GOALS
14	RANGE-WIDE CONSERVATION PRIORITIES
15	<i>Goal 1: Produce Baseline Knowledge</i>
21	<i>Goal 2: Viable Populations in Natural Habitats</i>
25	<i>Goal 3: Captive Survival-assurance Colonies</i>
31	<i>Goal 4: Increase Visibility of Atelopus</i>
35	<i>Goal 5: Multi-stakeholder Collaboration and Participation</i>
40	REFERENCES
43	CONTRIBUTORS
44	APPENDIX
44	<i>Summary Financial Needs</i>
48	<i>Species List</i>

# FOREWORD

Anne Baker<sup>1</sup>, Ariadne Angulo<sup>2</sup>, and Candace Hansen-Hendriks<sup>3</sup>

<sup>1</sup>Amphibian Ark, <sup>2</sup>IUCN SSC Amphibian Specialist Group, <sup>3</sup>Amphibian Survival Alliance

Since the beginning of our collective awareness of globally-scoped amphibian declines and extinctions, the Neotropical genus *Atelopus* has become emblematic of the amphibian biodiversity crisis. With almost 100 species recognized by science and about two dozen additional prospective candidate species, it is a wide-ranging group in the Americas, extending northbound from Bolivia to Costa Rica and eastbound to the Guiana Shield, occupying streams, lowland rainforests, cloud forests and Andean páramos all the way from sea level to well above the tree line. Arguably, an important *Atelopus* hotspot is comprised by the Andes.

Based on accounts by herpetologists and locals alike, until the 1990s many harlequin toad species used to be very common and even abundant. But they started to mysteriously disappear, regardless of country, habitat and whether or not they were found in protected areas. Of the 99 described species, 94 have been assessed for extinction risk on The IUCN Red List of Threatened Species, with 78 (nearly 83%) species falling in a threat category.

This plan identifies the types of threats that may face *Atelopus* across its range. While the dramatic decline in population numbers, even in protected areas, suggests that *Batrachochytrium dendrobatidis* may be a critical factor, given the difficulty of eliminating chytrid in wild populations it is important to consider that eliminating or reducing other threats, such as pollution or habitat degradation, may allow some individuals to successfully mount a defense against chytrid. Where populations are sufficiently large, employing such a strategy, and documenting and sharing the results, could result in substantial benefits for *Atelopus* conservation.

Where populations are small and their survival in the wild is unlikely, captive assurance colonies may be the only option for a species' survival. A number of *Atelopus* species have successfully bred in such colonies and existing husbandry protocols can provide guidance to those organizations considering *ex situ* breeding efforts. For rescue species combining *ex situ* breeding efforts with *in situ* threat mitigation will be the key to realizing the ultimate goal of *Atelopus* thriving in their native habitats.

The successful conservation of *Atelopus* will require building on this plan to develop specific action plans for species, or groups of species in given areas. Operationalizing this plan at multiple levels calls for leveraging each of our strengths, resources, and expertise in a coordinated and collaborative approach. Communication, sharing both successes and failures all along, will be critical to bringing the harlequin toads back from the brink of extinction and continuing to improve their conservation status for generations to come.

By coming together around this plan we can achieve a conservation impact far greater than any individual or organization could achieve on its own.

Let's get on with it!



© Jaime Culebras | Photo Wildlife Tours

# EXECUTIVE SUMMARY

---

With almost 100 species ranging across the Neotropics, from Costa Rica to Bolivia and east to French Guiana, harlequin toads (*Atelopus* spp.) are among the most threatened amphibians in the world. According to the IUCN Red List of Threatened Species, up to 90% of *Atelopus* species are threatened with extinction, with 40% of species thought to be possibly extinct in the wild and four species considered to be extinct. Over the past few decades, many *Atelopus* species have suffered severe population declines and extinctions throughout their range. The most likely primary threat driving harlequin toad declines is the lethal disease chytridiomycosis, caused by the amphibian chytrid fungus, *Batrachochytrium dendrobatidis*. Disease-induced declines may be further exacerbated by anthropogenic threats such as habitat loss and degradation, the effects of climate change, and the inherent risks of having very small distributions. As of 2021, approximately 40% of *Atelopus* species have disappeared from their known localities and have not been seen since the early 2000s despite efforts to find them. However, recent rediscoveries of *Atelopus* species in the wild, species that were previously thought to be lost, give us hope that there is still time to bring harlequin toads back from the brink of extinction.

Harlequin toads are particularly sensitive to habitat modification, environmental changes, and infectious diseases, potentially making them important sentinel species in the terrestrial and freshwater ecosystems where they occur. Their presence is an indicator of water quality and healthy ecosystems, and their demise might be an early warning to humans of critical environmental conditions. Ensuring that harlequin toads, and the areas where they live, are protected may help ensure that these ecosystems, which provide water to tens of millions of people in major cities across their distribution, remain intact and healthy in perpetuity.

Despite the dire threats harlequin toads face across their range, these animals are not well understood. Most *Atelopus* species and populations have been insufficiently studied and monitored, and their ability to recover

from declines is poorly understood. Fortunately, some in-country *ex situ* conservation programs have been successful in maintaining and breeding threatened *Atelopus* species in captivity. However, to effectively advance the conservation of harlequin toads, coordinated actions in-country and across their entire distribution range are needed.

In response to the *Atelopus* crisis, people and organizations from different countries have joined forces to establish the **Atelopus Survival Initiative (ASI)** to prevent the extinction of harlequin toads and improve their conservation status. This collaborative range-wide effort unites and mobilizes a broad range of national and international stakeholders to implement substantial, long-term, range-wide conservation measures to prevent the extinction of this unique and highly threatened group of amphibians.

In November of 2019, 38 participants from 11 countries, including 7 where harlequin toads occur, representing conservation non-governmental organizations (NGOs), academic and research institutions, government institutions, civil society, and donor organizations worked together to determine the actions needed to ensure the survival and recovery of harlequin toads. This workshop resulted in the establishment of the ASI, and its founding members jointly identified and prioritized key strategic actions – reflected in the current document – necessary for saving the genus.

**The Harlequin Toad (*Atelopus*) Conservation Action Plan (HarleCAP)** proposes concrete strategies to address *Atelopus* conservation through the joint development of management strategies and conservation actions led, agreed, and implemented by all responsible parties whether inside or outside the natural range of harlequin toads.



The HarleCAP outlines range-wide conservation priorities and identifies needs at the local, national, regional, and international levels that should be implemented over the next 20 years (2021-2041) to achieve this vision statement:

***“Harlequin toads, flagship amphibians and jewels of the Neotropics, are conserved through the collaborative participation of stakeholders that produce baseline knowledge, mitigate the threats that affect the genus, and promote the cultural and biological importance of Atelopus”.***

To achieve this vision by 2041, when we celebrate the 200th anniversary of the description of the genus *Atelopus*, the HarleCAP sets five goals:

- 1) Produce baseline knowledge,
- 2) Ensure viable populations in natural habitats,
- 3) Maintain and manage captive survival-assurance colonies,
- 4) Increase visibility of *Atelopus*, and
- 5) Create mechanisms for multi-stakeholder collaboration and participation.

This Action Plan stems from the concern expressed by stakeholders regarding the lack of coordination and poor communication to effectively develop collaborative participatory conservation efforts to bring *Atelopus* species back from the brink of extinction.

It highlights and promotes ways in which stakeholders can synchronize their efforts and exchange resources, knowledge, and capacities through regional coordination and inter- and multi- disciplinary approaches to conserve harlequin toads. Towards this target, the HarleCAP underscores the need to develop a set of range-wide actions to be implemented locally, taking into account the social, political, and cultural realities of each country.

Finally, the HarleCAP intends to be cost-effective, simple, dynamic, as well as embedded in a monitoring and evaluation framework that will keep priorities and strategies relevant, updating objectives and actions as threats and conservation successes evolve across the region.



# ACKNOWLEDGMENTS

The development of the HarleCAP was generously supported by Re:wild (formerly Global Wildlife Conservation). Parque Explora hosted the regional workshop in Medellín, Colombia, which was funded by Re:wild, the Smithsonian Conservation Biology Institute and the Shared Earth Foundation, Philadelphia Zoo, the Zoological Society for the Conservation of Species and Populations (Zoologische Gesellschaft für Arten- und Populationsschutz, ZGAP), and the German Society for Herpetology and Herpetoculture (Deutsche Gesellschaft für Herpetologie und Terrarienkunde, DGHT), with the technical and advisory support of the IUCN SSC Amphibian Specialist Group (ASG), the Amphibian Ark (AArk) and the Amphibian Survival Alliance (ASA). Re:wild supported the graphic design of this document.

The HarleCAP would not have been possible without the active participation, input and feedback of the Atelopus Survival Initiative and its members that attended the workshop in Medellín, including the Atelopus Task Force and other contributing members (list on page 43), and without the invaluable contributions of so many individuals living and working in *Atelopus* range countries (government officials, community members, park rangers, policy makers, scientists among many more), who have contributed to the conservation of harlequin toads and their habitats for decades.

We thank the IUCN SSC Amphibian Specialist Group (ASG) chair Ariadne Angulo, the ASG Program Officer Sally Wren, the IUCN ASG Atelopus Task Force, and the Amphibian Ark, especially Anne Baker and Luis Carrillo, for their guidance and support during the development of this Plan. We also thank Barney Long, Kelsey Neam and Jennifer Luedtke from Re:wild, who have generously contributed with their experience reviewing sections of this Action Plan, and for helping mobilize support for it.



© Jaime Culebras | Photo Wildlife Tours

# INTRODUCTION

## Amphibian Extinction Crisis

Amphibians have become emblematic of the current mass extinction crisis (1–3). Over the past 20–40 years, amphibian populations have faced precipitous and alarming population declines and mass mortalities (4–11). Currently, of the 7,212 amphibian species evaluated by the International Union for Conservation of Nature (IUCN) – out of 8,372 described species (12) – an alarming 2,442 are globally threatened with extinction (13). Of the 2,330 species listed as Data Deficient (DD) or not evaluated by the IUCN, approximately 50% may be threatened (14). Altogether, estimates suggest that 41% of all amphibians are at elevated risk of extinction, which is an exceptionally high proportion in comparison to birds (14%) and mammals (26%) (13). At the top of the list is *Atelopus* (harlequin toads), one of the planet’s most threatened genus of amphibians.

## Harlequin Toads, The Jewels of The Neotropics

*Atelopus* is a species-rich genus (99 described species and approximately 29 to be described) with a wide distribution in the Neotropics. These amphibians are distributed throughout 11 countries in Central and South America, from Costa Rica to Bolivia, and eastward through the Amazon basin onto the eastern Guyana Shield (Fig. 1). In many countries, harlequin toads have been imbued with tremendous cultural value. For indigenous communities in Colombia’s Sierra Nevada de Santa Marta, harlequin toads are considered the guardians of the water, symbols of fertility, and indicators of environmental conditions. In the Andean highlands of Ecuador, Kichwa people used harlequin toads, or ‘jambatos’, in their traditional folk medicine to cure warts, scabies and headaches. In Panama, the striking Panamanian Golden Frog has been considered a symbol of fortune since the pre-Columbian era. It is currently regarded as the national animal, found on lottery tickets, on artwork in markets, and celebrated once a year (August 14<sup>th</sup>) in a government-sanctioned holiday, “Dia de la Rana Dorada” (Golden Frog Day).



FIG 1. RANGE MAP

Harlequin toads occur from 0 to 4,800 meters above sea level (masl) in a diverse array of habitats, from tropical wet forests along the Pacific coast and the Amazon basin to the montane regions and paramos of the Andes. The majority of *Atelopus* species live along mid-to-high elevations above 1,500 masl, with a small number of species restricted to elevations above 3,000 masl, an environment commonly associated with amphibian declines (1, 15–18).

Harlequin toads are typically small to medium-bodied (20–60 mm), and many of them have bright and contrasting warning colors advertising potent skin toxins (19–22). They are typically diurnal and many of them occur in the vicinity of streams all year long, while others are found inside



the forest (15). All harlequin toads aggregate to breed along small streams, with males of several species displaying site fidelity and territoriality (4, 15, 23–28). The tadpoles are morphologically adapted to live in lotic conditions and develop a large abdominal suctorial organ (15, 29, 30).

Currently, the genus *Atelopus* is composed of 99 described species (Appendix, Fig. 2) and most of them have remarkably small geographic ranges, sometimes confined to one stream (15). At least 22 species are known from only one population within a narrow altitudinal range (9, 15, 31), while at least 38 are known from at maximum two populations (ASI, *unpubl*). Over the past 20 years, scientists have described 25 new *Atelopus* species and it is estimated that 29 species remain undescribed, potentially comprising a total of 128 species globally (ASI, *unpubl*). As fieldwork efforts and the examination of museum specimens and molecular genetics continues, scientists expect to discover additional species (e.g., 32–33). Paradoxically, as numerous species in this genus remain to be named and described to science, the entire genus may be nearing extinction.



Top Left photo: © Brian Gratwicke; All other photos: © Jaime Culebras | Photo Wildlife Tours

FIG 2. A SELECTION OF ATELOPUS

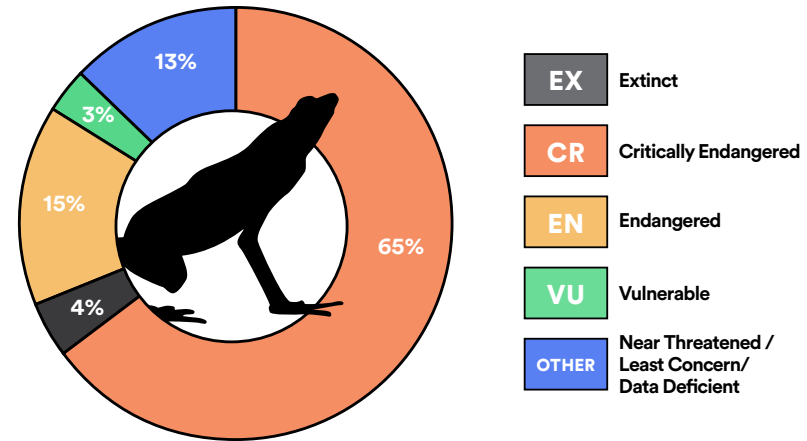


FIG 3. IUCN RED LIST CATEGORIES

### A Genus in Critical Condition

Despite their biological, ecological, cultural importance, and intrinsic value, an alarming number of *Atelopus* species are at risk. Currently, 83% of the 94 species evaluated by the IUCN (13) are globally threatened with extinction, 73% are declining, and estimates suggest that up to 90% might be at elevated risk (Appendix, Fig. 3). Although only four *Atelopus* species are considered to be Extinct with some certainty, another 36 are suspected to be possibly extinct in the wild (13), and many populations are markedly reduced in number in the wild or survive only in captivity.

Most *Atelopus* species are microendemic and their very small populations within extremely restricted areas, often in montane ecosystems, coupled with their aquatic life-stages makes them particularly susceptible to a multitude of threats.

Previous research has confirmed the declines of various *Atelopus* species in Costa Rica (26), Panama (5, 34), Venezuela (35, 36), and Ecuador (27, 37, 38), including severe population declines in undisturbed and pristine

habitats. Comparatively less information has been reported on the status of populations in other countries (e.g., Colombia and Peru), where *Atelopus* species may be declining (39, 40). In other countries, such as Brazil and French Guiana, and in certain regions in Colombia, many populations seem comparatively well (13, 41, L.A. Rueda *pers comm*).

Systematic examinations of the genus have found that many *Atelopus* populations have disappeared from their known localities and have not been seen for two decades or more despite efforts to find them (9, 13). Taken together, the available evidence suggests that the genus *Atelopus* is in critical condition and that rapid and poorly explained declines may be driving the genus to extinction.

### Threats

Harlequin toads are affected by a multitude of threats including infectious diseases, habitat loss and degradation, invasive species, illegal collection, pollution, and climate change (13). The HarleCAP focuses on what, collectively and regionally, we believe are the key threats that need to be mitigated in the next 20 years to ensure *Atelopus* conservation.

### Chytridiomycosis

Chytridiomycosis is an infectious skin disease caused by the deadly amphibian chytrid fungus *Batrachochytrium dendrobatidis* (*Bd*) (42). Since its discovery in the 1990s, chytridiomycosis has been implicated in the mass die-offs, declines, and extinctions of hundreds of amphibian species (9, 17, 42–46, reviewed in 11). Field and laboratory studies, including the collection of harlequin toad carcasses during massive die-offs and analysis of museum specimens collected just before their disappearance, suggest that this fungal deadly pathogen is the proximate cause of several local extirpations or extinctions in the genus *Atelopus* (27, 36, 43, 44, 48–51, reviewed in 9, 11, 17). Although *Atelopus* declines due to chytridiomycosis have been confirmed for some species, most have not yet been examined for the presence of *Bd*. The lack of long-term systematic population surveys has hindered our ability to evaluate whether the evident population declines, and even extinctions of *Atelopus*, were suddenly caused by an

epidemic disease such as chytridiomycosis, or whether declines were gradual and triggered by other synergistic factors. However, recent studies and survey efforts have provided evidence of limited recovery in some *Atelopus* species after populations have drastically declined due to chytridiomycosis, or evidence of *Atelopus* species coexisting with *Bd* (52–61).

To tackle the threats posed by *Bd*, one of the central actions of the HarleCAP is to develop and implement innovative methods to mitigate its devastating effects on *Atelopus* populations, and to understand the complex pathogen-host dynamics (climate and environmental) and the mechanisms of *Atelopus* resistance to the *Bd* fungus (e.g., the role of skin bacteria with anti-*Bd* activity or defensive skin secretions). Likewise, the HarleCAP outlines the need to implement long-term epidemiological and demographic surveillance programs in *Atelopus* populations, not only for *Bd* but also for other potential emerging infectious diseases such as ranavirus.

### Habitat Loss and Degradation

Habitat loss, fragmentation, and degradation due to agriculture, livestock, logging, mining, and infrastructure development, as well as water pollution due to environmental contaminants resulting from illegal and legal activities, adversely affect *Atelopus* populations and their habitats (9, 13). Although there is expert consensus that a decline of habitat area and quality is detrimental to harlequin toad populations, empirical knowledge to uncover the extent of the impacts is lacking. Observed *Atelopus* declines in undisturbed and protected habitats indicate that additional causes might be involved in their demise (36, 37, 62).

In addition, the effects of environmental contamination on *Atelopus* declines are largely unknown (9), although contamination from gold mining is suspected in the population decline of *A. peruensis* in Peru (R. Schulte, *pers comm*) and *A. nahumae* in Colombia (L.A. Rueda, *pers comm*). Targeted research on the effects of contaminants and of habitat destruction on *Atelopus*, and most other Neotropical amphibian species, are needed. Given that the loss and degradation of habitat is a major driver of global amphibian declines and extinctions, one of the key actions of the





© Jaime Culebras | Photo Wildlife Tours

HarleCAP is aimed at promoting the protection and restoration of native forests and watersheds across the distributional range of *Atelopus* through the implementation of community-based threat reduction strategies and the establishment of protected areas.

### Rainbow Trout

In Venezuela, Ecuador and Colombia, various studies have associated the presence of the non-native rainbow trout (*Oncorhynchus* sp. and *Salmo* sp.) with *Atelopus* population declines (27, 63, 64). These invasive species threaten amphibians as they prey upon tadpoles, and potentially act as disease vectors (65). Although it is possible that the introduction of rainbow trout into waterways has caused localized reductions in *Atelopus* populations, it is unlikely that this is a leading factor in the widespread declines (66), as some *Atelopus* populations in Panama, Ecuador and Venezuela have coexisted with rainbow trout for various decades before noticeable declines occurred (9, 27). To address the potential adverse effects of non-native invasive species such as the rainbow trout on *Atelopus*, the HarleCAP underscores the need to implement research and

site-based projects to understand how this threat interacts with other factors and to strengthen protection mechanisms through eradication strategies.

### Lack of Knowledge and Efforts

Although several *Atelopus* species are colorful and charismatic, few species have been studied in detail, and most species' ecology, behavior, and current population status remains poorly known. Numerous species have not been seen in many years, many localities have not been visited recently, and some species are known only from decades-old collections. Most *Atelopus* projects to date have been research-focused, covering only a few sites and species, that have rarely translated into conservation efforts. Sound scientific evidence to assist species management and policy-making is critical for the success of an *Atelopus* conservation strategy. For this reason, one of the central strategies of the HarleCAP is the gathering, production and dissemination of relevant scientific evidence required to inform both *in situ* and *ex situ* management of *Atelopus*. This includes determining the current population status of *Atelopus* populations, especially the 'lost' species that have not been seen in decades, as well as implementing continued surveillance programs for remnant populations to better understand the cause(s) of past declines and the mechanisms needed to ensure their recovery.

### Lack of Coordination and Collaboration

Effective conservation and management of *Atelopus* is limited by the lack of collaboration, coordination, and information exchange among different stakeholders about scientific research, management actions, and policies, hindering the learning of lessons and the spread of best practices. Adequate coordination and communication are critical to developing a synchronous holistic multi-disciplinary approach that will bring harlequin toads back from the brink of extinction. To this point, the HarleCAP proposes a strategy to bolster stakeholder coordination, engagement, and participation to increase the number of targeted action-driven projects, share funding opportunities, and build range-wide capacity necessary for the long-term conservation of *Atelopus*.

## Invisibility

Across the Neotropics, *Atelopus* species are little known to the public and their conservation and biological importance is frequently overlooked. Although harlequin toads have cultural importance in some places, and are regarded as beautiful and charismatic animals, there is still limited awareness about the conservation status, uniqueness, and the importance of these amphibians. Moreover, there is limited involvement of local communities in conservation efforts, resulting in low levels of political support. Raising public awareness and increasing the involvement of local people in conservation efforts are key to ensuring a successful conservation strategy. Therefore, one of the central actions of the HarleCAP is to raise the profile of *Atelopus*, elevating them to a flagship genus through communication and education campaigns that raise awareness and pride in harlequin toads. Moreover, this Plan aims to spark government endorsement from all range countries that promote the conservation of *Atelopus* at the local and national levels.

## Lack of Capacity

The future of many *Atelopus* species in the wild cannot be guaranteed at present as some threats are far too great and we lack a full understanding on how to abate them. One of the key strategies to ensure the survival of some *Atelopus* species is to 'buy time' through the establishment of captive assurance populations, with the aim of reproducing them for their reintroduction back to the wild. Therefore, a priority of the HarleCAP is to expand captive breeding programs to encompass all *Atelopus* range countries and all priority threatened species to ensure the persistence of harlequin toads in a cost-effective and secure way. This includes conducting and updating Conservation Needs Assessments for all *Atelopus* species to determine which are recommended for *ex situ* conservation as well as building the technical and scientific capacity to maintain sustainable captive populations across the region where harlequin toads are distributed. A community of practice that can share best practices and lessons learned from captive breeding and reintroduction programs for priority species of *Atelopus* could help to improve success and provide stability that these programs require over the long-term.





# ACTION PLAN RATIONALE & GOALS

In the early 2000s, due to an initiative led by the 'Research and Analysis Network for Neotropical Amphibians' (RANA), a group of 75 scientists and conservationists working on *Atelopus* joined efforts to review the conservation status and threats to *Atelopus* species, and to present an overview of the main strategic actions needed to ensure their conservation. The resulting paper (9) provided clear evidence of the catastrophic, widespread declines and extinctions in *Atelopus* and, for the first time, highlighted the critical condition of harlequin toads. Later, it was suggested the need for a multidisciplinary approach to ensure the survival of harlequin toads (67). Despite these early efforts, and nearly 15 years later, the conservation status of *Atelopus* as a genus remains critical and it may be worsening.

Over the past few years, it has become clear that collaborative and coordinated range-wide and genus-wide conservation efforts, with the most effective actions, as outlined in this Action Plan, are urgently needed to save harlequin toads from extinction. The implementation of the HarleCAP will not only improve the conservation of harlequin toads and their watersheds and forests in the Neotropics, but will also protect a cultural symbol for many communities and cultures in the region.

The goal of the HarleCAP is to unite and mobilize local, national, regional, and international conservation groups, governments, academic institutions, zoos, local communities, and other interested organizations and individuals to implement substantial, long-term, range-wide conservation measures for this unique group of amphibians.

The *Atelopus* Survival Initiative envisioned and developed the HarleCAP as a collaborative and dynamic effort that will provide a range-wide road map for *Atelopus* conservation that can be adapted and implemented locally according to needs, opportunities, and circumstances. A coordinated effort that will be adapted and updated with information acquired from

the monitoring of harlequin toad populations and habitats, and with the constant evaluation of the effectiveness of the conservation measures taken.


The HarleCAP was created following the IUCN Strategic Planning for Species Conservation Handbook (68), the Guidelines for Species Conservation Planning (69), following the IUCN One Plan Approach (70), and framed under the Amphibian Conservation Action Plan (71). It sets five specific, measurable, achievable, realistic, and time-bound (SMART) goals with associated objectives and actions – expressed in a vision shared by all stakeholders – to improve the range-wide conservation of *Atelopus* over the next 20 years (2021-2041).



© Jaime Culebras | Photo Wildlife Tours

# RANGE-WIDE CONSERVATION PRIORITIES

To prevent the genus-wide and local species extinctions, and improve the conservation of harlequin toads, the following range-wide goals and objectives must be implemented at both the species and site levels. Specific actions, timelines, and financial needs to achieve these goals within the time frame of the HarleCAP (2021-2041) are included in the next section and in the Appendix.



## PRODUCE BASELINE KNOWLEDGE

Gather and produce key scientific information on the current population status, natural history, and threats to *Atelopus* populations to inform their conservation and management both *in situ* and *ex situ*.



## ENSURE VIABLE POPULATIONS IN NATURAL HABITATS

Develop and implement innovative strategies and protocols to reduce the impacts of the main threats to *Atelopus* to ensure the viability of stable populations in their natural habitats.



## MAINTAIN AND MANAGE CAPTIVE SURVIVAL-ASSURANCE COLONIES

Build technical and scientific capacity and share best practices across the countries of *Atelopus* distribution to implement assisted reproductive technologies and maintain sustainable captive populations of priority species, as well as implement reintroduction programs and post-release monitoring.



## INCREASE VISIBILITY OF ATELOPUS

Raise public awareness about *Atelopus* and promote harlequin toads as the jewels of the forests, paramos and streams of the Neotropics, making it a flagship genus and an international, regional, and national symbol of prosperity, hope, and biodiversity.



## CREATE MECHANISMS FOR MULTI-STAKEHOLDER COLLABORATION AND PARTICIPATION

Ensure the *Atelopus* conservation community has the technical, logistical, and financial support to secure the long-term conservation of harlequin toads through the collaboration and participation of key actors of the public and private sectors and the public.



# GOAL 1

## PRODUCE BASELINE KNOWLEDGE

Gather and produce key scientific information on the current population status, natural history, and threats to *Atelopus* populations to inform their conservation and management both *in situ* and *ex situ*.



© Jaime Culebras | Photo Wildlife Tours

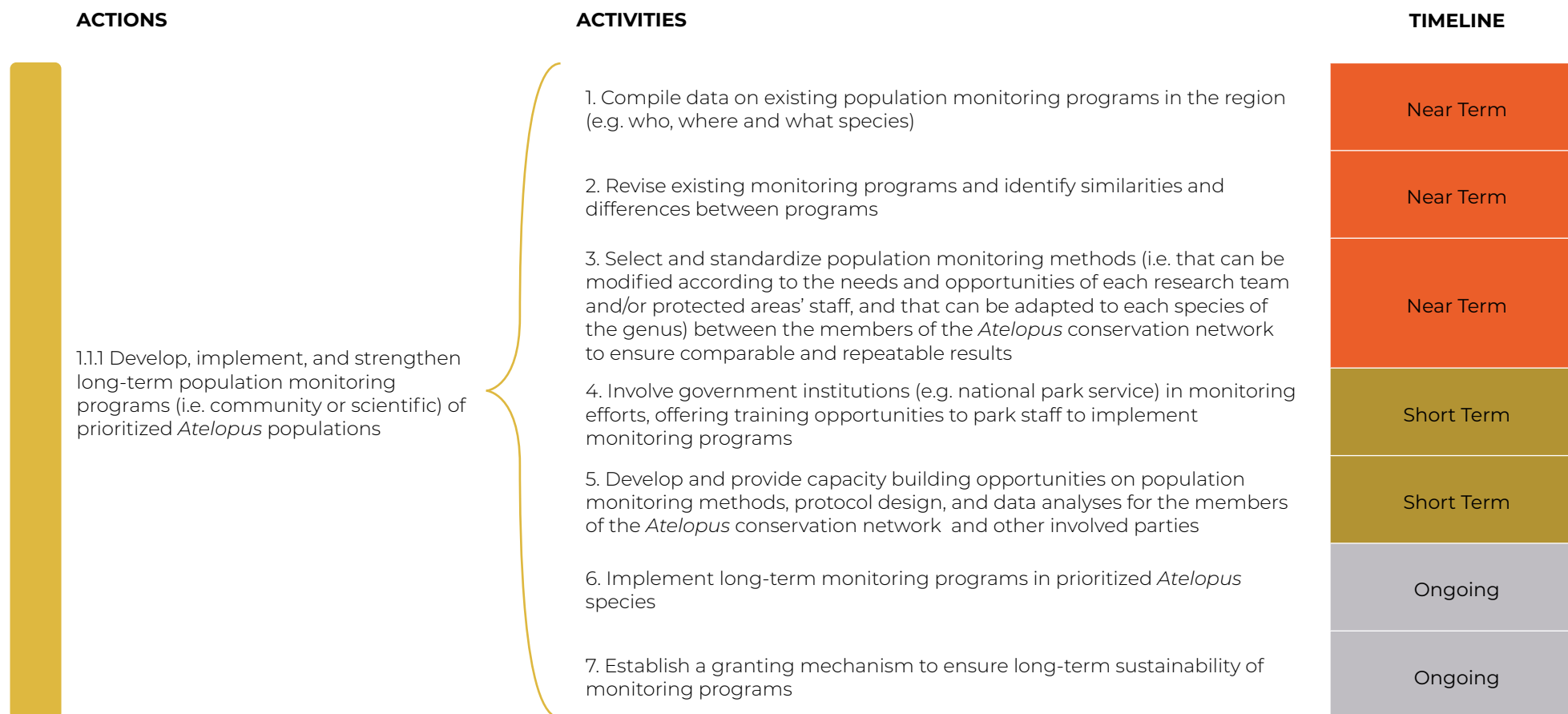
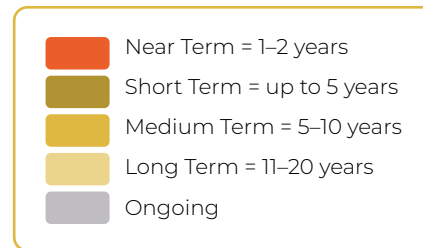
### OBJECTIVES



## GOAL 1: PRODUCE BASELINE KNOWLEDGE

### OBJECTIVE 1.1

Study the population status of species of *Atelopus*, especially those listed as Critically Endangered and Data Deficient on the IUCN Red List, as well as recently-described species



## OBJECTIVE 1.2

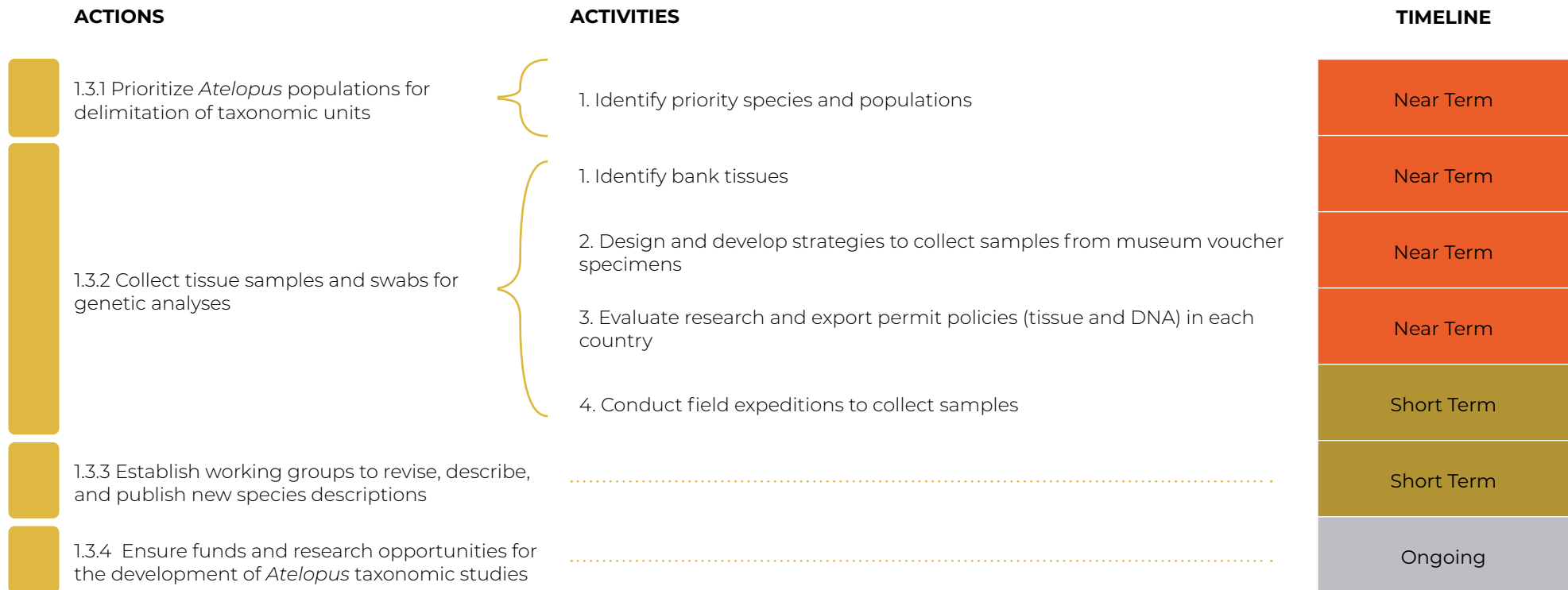
Develop and implement an effective field search program for all 'lost' *Atelopus* species

ACTIONS	ACTIVITIES	TIMELINE
1.2.1 Compile and update information on the current conservation and population status, and search efforts for 'lost' <i>Atelopus</i> species	<ol style="list-style-type: none"> <li>1. Compile geographic, ecological and last report data of 'lost' <i>Atelopus</i> species</li> <li>2. Map historical locations and search efforts of 'lost' <i>Atelopus</i>, and when possible develop species distribution models</li> </ol>	Near Term
1.2.2 Prioritize 'lost' <i>Atelopus</i> species to conduct search expeditions, according to previous efforts, opportunities, and needs	<ol style="list-style-type: none"> <li>1. Identify potential areas to conduct search expeditions for 'lost' <i>Atelopus</i> based on previous search efforts and historical reports</li> <li>2. Evaluate the social, economic, logistical and legal conditions (e.g. research permits) to carry out search expeditions in each of the potential localities of 'lost' <i>Atelopus</i></li> <li>3. Prioritize species and locations to carry out search expeditions according to social, economic, logistical, and legal conditions</li> </ol>	Near Term
1.2.3 Develop, coordinate, and implement a search strategy for 'lost' <i>Atelopus</i> species (in both historical and new locations) to improve knowledge about their distribution, and population and conservation status	<ol style="list-style-type: none"> <li>1. Create database of possible funding sources</li> <li>2. Develop and submit project proposals with assigned leads, teams and necessary resources</li> <li>3. Conduct search explorations</li> </ol>	Near Term
1.2.4 Implement and strengthen citizen science initiatives to find 'lost' <i>Atelopus</i> species and identify new localities or populations	<ol style="list-style-type: none"> <li>1. Establish collaboration agreements with government entities (locally and nationally) for the implementation of citizen science and community-based participatory programs</li> <li>2. Develop and implement community participatory <i>Atelopus</i> education and research projects</li> <li>3. Implement community-based initiatives collaboratively between government entities and local communities to search for 'lost' <i>Atelopus</i> populations</li> <li>4. Promote the use of digital platforms (e.g. iNaturalist) by local communities and the general public to provide information on 'lost' <i>Atelopus</i> species</li> </ol>	Near Term
		Near Term
		Short Term
		Ongoing
		Ongoing
		Ongoing
		Ongoing
		Ongoing



## OBJECTIVE 1.3

Promote the development of taxonomic studies of *Atelopus*



## OBJECTIVE 1.4

Identify the direct and indirect effects of threats on *Atelopus* population dynamics and conservation status

ACTIONS	ACTIVITIES	TIMELINE
1.4.1 Identify, map, and quantify <i>Atelopus</i> ' populations habitat loss, degradation, and fragmentation	<ol style="list-style-type: none"> <li>1. Identify scale and scope of habitat loss, degradation, and fragmentation</li> <li>2. Determine levels of habitat protection</li> </ol>	Near Term
1.4.2 Model impact of future climatic events on <i>Atelopus</i> habitat	<ol style="list-style-type: none"> <li>1. Identify climatic variables associated with <i>Atelopus</i> population decline or extinction</li> <li>2. Develop models</li> </ol>	Near Term
1.4.3 Identify scale and scope of impacts of water pollution on <i>Atelopus</i> populations	.....	Medium Term
1.4.4 Identify the presence of invasive species in <i>Atelopus</i> habitats	.....	Medium Term
1.4.5 Implement long-term epidemiological and demographic surveillance programs in <i>Atelopus</i> populations	<ol style="list-style-type: none"> <li>1. Develop field protocols for mark-recapture studies to assess epidemiological parameters of <i>Bd</i> in wild populations</li> <li>2. Develop analytical tools for the analysis of mark-recapture data</li> <li>3. Develop rapid surveys protocols for monitoring changes in <i>Bd</i> prevalence</li> <li>4. Develop mathematical models and analytical tools to identify parameter thresholds for triggering rapid responses</li> <li>5. Develop and provide capacity building opportunities on population monitoring protocol design and data analyses</li> </ol>	Near Term
		Near Term
		Near Term
		Near Term
		Short Term

## OBJECTIVE 1.5

Compile, generate, and disseminate all the key information on the current taxonomy, population status, natural history, threats, and conservation needs of *Atelopus* in order to inform and promote their conservation and management

ACTIONS	ACTIVITIES	TIMELINE
1.5.1 Compile and update a database of the current state of knowledge of all <i>Atelopus</i> species	1. Compile data of each <i>Atelopus</i> species on current population and conservation status, threats to their survival, degree of habitat protection, and current efforts and needs for research and conservation	Near Term
1.5.2 Prioritize <i>Atelopus</i> species for conservation and research efforts according to their threats, needs, and available opportunities	1. Establish criteria for prioritization of <i>Atelopus</i> species requiring conservation and research actions 2. Apply prioritization criteria to all <i>Atelopus</i> species in each country of their distribution 3. Identify priority research and conservation actions to be implemented for each <i>Atelopus</i> species in each country	Near Term
1.5.3 Develop a virtual repository with updated information of presence/absence localities, search efforts, monitoring programs, threats, conservation status of <i>Atelopus</i> populations and habitats, and current conservation and research efforts and needs	1. Establish database format and send to key stakeholders 2. Create and ensure sustainability of an online platform to house database 3. Analyze data and generate reports	Near Term
1.5.4 Develop a decision-making tree and practical written guides of the actions (e.g. research, conservation or communication) needed in all possible <i>Atelopus</i> conservation scenarios (e.g. lost species, rediscovered species, species with population declines, stable populations, etc.)	1. Create and validate decision making tree among members of the <i>Atelopus</i> conservation network and partners 2. Create a communication mechanism to disseminate and train in the usage of decision making tree	Near Term
1.5.5 Identify needs and opportunities to transfer capacity and knowledge skills (e.g. technical, logistics, scientific) among members of the <i>Atelopus</i> conservation network and in countries where <i>Atelopus</i> is distributed	1. Survey to identify needs (capacity in place, access to information, experience, etc.) and establish a database of projects 2. Define needs and implement capacity building opportunities between members of the <i>Atelopus</i> conservation network	Near Term
		Ongoing



# GOAL 2

## ENSURE VIABLE POPULATIONS IN NATURAL HABITATS

Develop and implement innovative strategies and protocols to reduce the impacts of the main threats to *Atelopus* to ensure the viability of stable populations in their natural habitats.



### OBJECTIVES

2.1

Increase the quantity and quality of suitable habitats for the long-term conservation of viable and connected populations of *Atelopus*.

2.2

Conserve and restore priority and strategic habitat for populations of *Atelopus*.

2.3

Develop and implement innovative methods to mitigate the effects of infectious diseases, particularly chytridiomycosis, on populations of *Atelopus*.

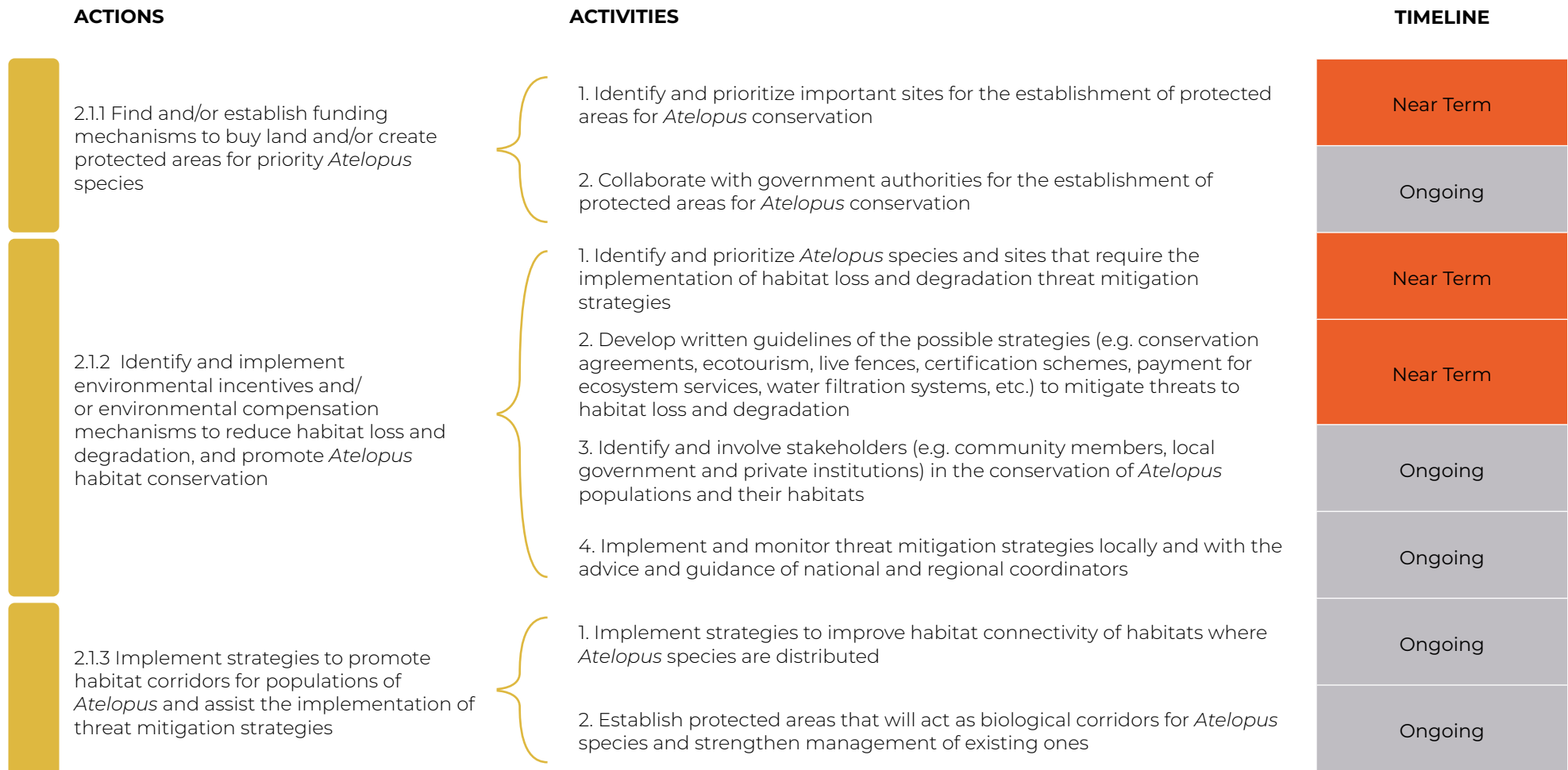
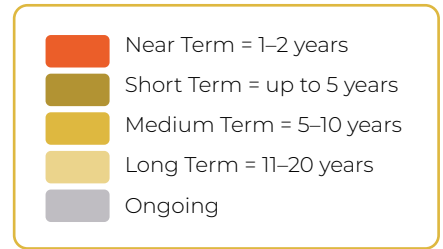
2.4

Evaluate how habitat modification and fragmentation affects *Bd*-host dynamics.

## GOAL 2: ENSURE VIABLE POPULATIONS IN NATURAL HABITATS

### OBJECTIVE 2.1

Increase the quantity and quality of suitable habitats for the long-term conservation of viable and connected populations of *Atelopus*



## OBJECTIVE 2.2

Conserve and restore priority and strategic habitats for populations of *Atelopus*

### ACTIONS

2.2.1 Promote the implementation of habitat restoration activities for *Atelopus* populations in priority areas with the collaboration of local communities

### ACTIVITIES

1. Identify and prioritize *Atelopus* species and sites in need of habitat restoration strategies
2. Design strategies to mitigate the effect of invasive species (e.g. rainbow trout) on *Atelopus* habitats
3. Identify and design potential strategies to restore habitat of priority *Atelopus* species
4. Implement plans to restore habitat of priority *Atelopus* species
5. Implement strategies to mitigate effects of invasive species (e.g. rainbow trout) on *Atelopus* habitats

### TIMELINE

Near Term

Near Term

Short Term

Ongoing

Ongoing





### OBJECTIVE 2.3

Develop and implement innovative methods to mitigate the effects of infectious diseases, particularly chytridiomycosis, on populations of *Atelopus*

ACTIONS	ACTIVITIES	TIMELINE
2.3.1 Evaluate the effectiveness and feasibility of commercial fungicides in mitigating <i>Bd</i> in <i>Atelopus</i>	1. Compile a list of potential fungicides commercially available to be tested against <i>Bd</i>	Near Term
	2. Create a laboratory protocol and test for fungicides against <i>Bd</i>	Near Term
	3. Identify target fungicides currently used in agricultural practices	Short Term
	4. Design experiments to test the effect of identified fungicides on <i>Bd</i> and <i>Atelopus</i>	Medium Term
2.3.2 Identify native biological agents to control <i>Bd</i> in <i>Atelopus</i>	1. Compile list of microbes that inhibit <i>Bd</i> growing, emphasizing threatened species of <i>Atelopus</i>	Near Term
	2. Obtain microbial samples (swabs) from infected <i>Atelopus</i> and other endangered amphibians ( <i>in situ</i> and <i>ex situ</i> )	Ongoing
	3. Test the inhibitory effects of microbes (bacteria and fungi) <i>in vitro</i>	Medium Term
	4. Test the inhibitory effects of microbes on <i>Bd</i> <i>in vivo</i> ( <i>in situ</i> and <i>ex situ</i> )	Medium Term
2.3.3 Use genetic tools to understand the mechanisms of natural selection and develop artificial selection processes related to chytrid fungus resistance	1. Identify genes associated with survival in post <i>Bd</i> environments	Short Term
	2. Identify individuals with improved resistance or other traits (e.g. using mucusomes or exposure/ survival experiments)	Short Term
	3. Incorporate salvaging genes from “Lazarus” populations into <i>ex situ</i> populations using assisted reproduction tools	Medium Term

### OBJECTIVE 2.4

Evaluate how habitat modification and fragmentation affects *Bd*-host dynamics  
*no set actions or timeline at publication*

# GOAL 3

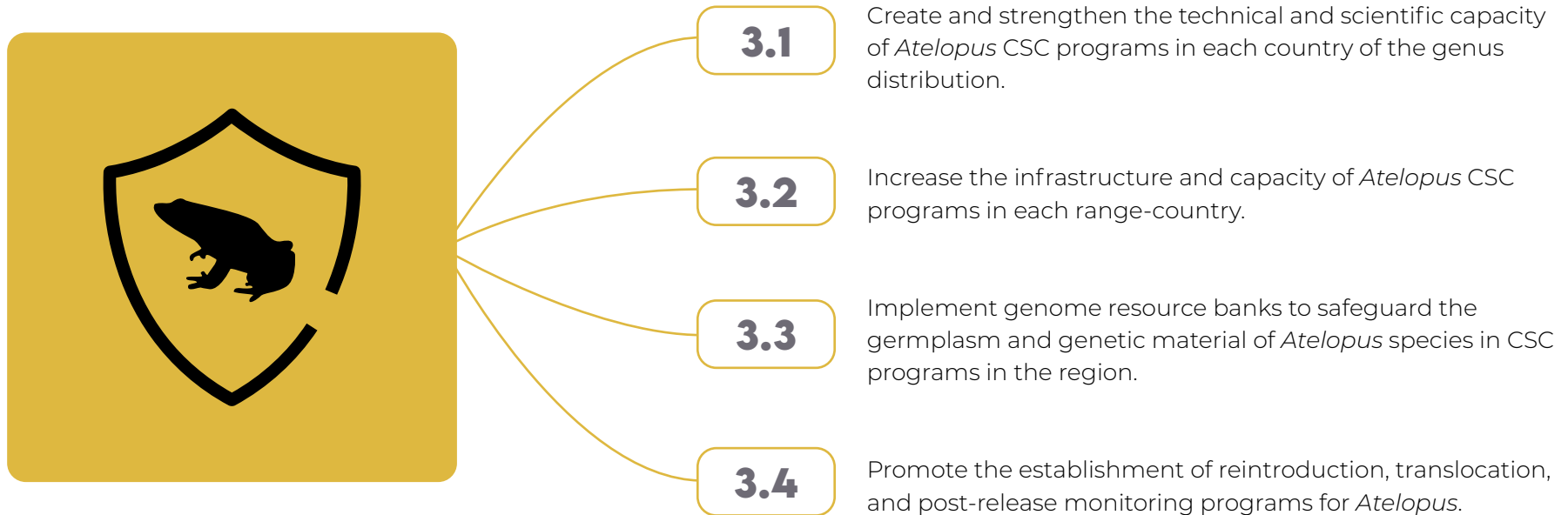
## MAINTAIN AND MANAGE CAPTIVE SURVIVAL-ASSURANCE COLONIES (CSC)

Build technical and scientific capacity and share best practices across the countries of *Atelopus* distribution to implement assisted reproductive technologies and maintain sustainable captive populations of priority species, as well as implement reintroduction programs and post-release monitoring.



© Jaime Culebras | Photo Wildlife Tours

### OBJECTIVES



## GOAL 3: CAPTIVE SURVIVAL-ASSURANCE COLONIES (CSC)

### OBJECTIVE 3.1

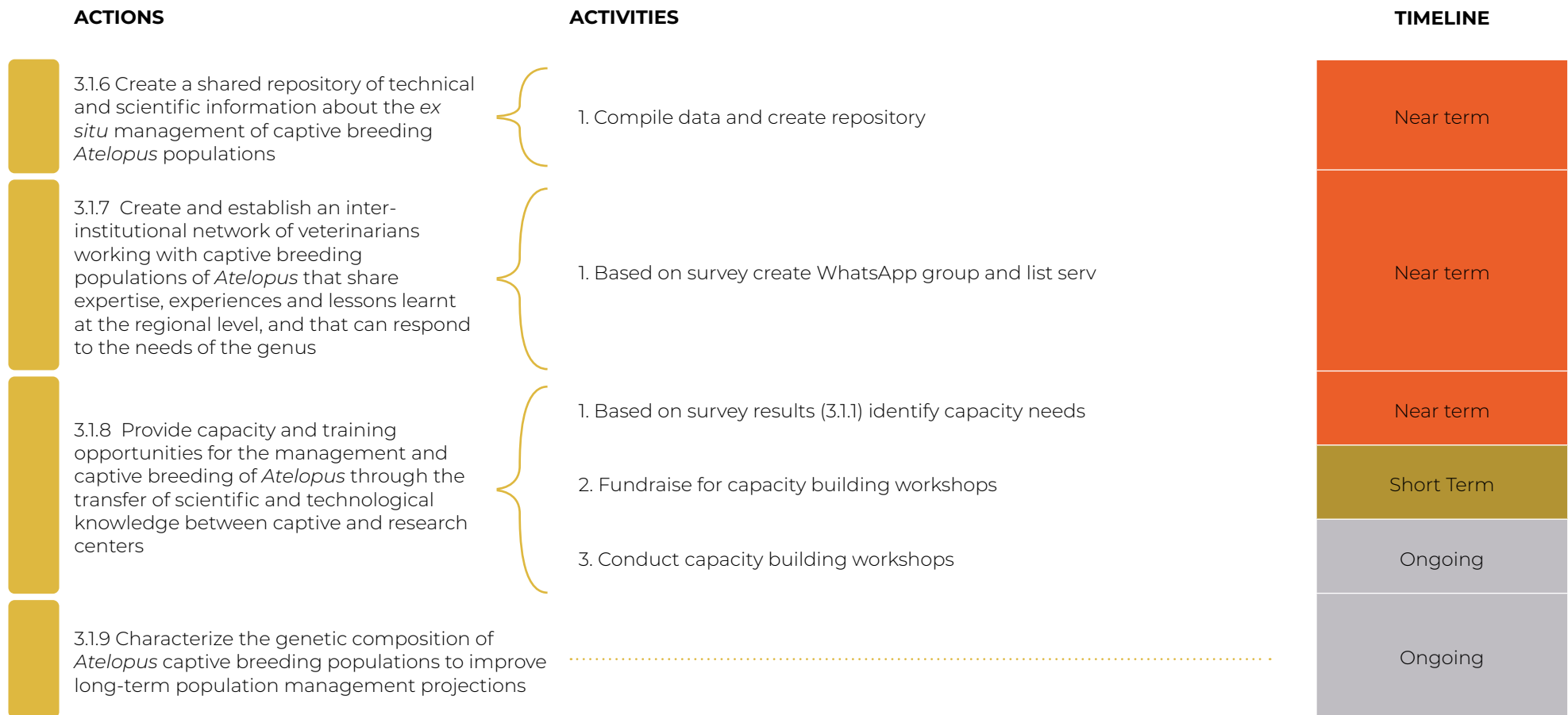
Create and strengthen the technical and scientific capacity of *Ateopus* CSC programs in each country of the genus distribution



ACTIONS	ACTIVITIES	TIMELINE
<p>3.1.1 Diagnose the current status of amphibian CSC programs housing <i>Ateopus</i> populations in the region</p>	<p>1. Assess CSC capacities and needs according to the priorities of each country (i.e. infrastructure, protocols, biobanks, studbooks, vivarium, reintroductions and results to date, etc.)</p>	Near term
<p>3.1.2 Identify and map amphibian CSC programs housing <i>Ateopus</i> populations outside the region</p>	<p>1. Assess capacity, results to date, and opportunities to transfer knowledge and expertise</p>	Near term
<p>3.1.3 Generate and disseminate a husbandry and maintenance protocol (i.e. temperature, water quality, UV radiation, number of individuals per terrarium, handling routines, humidity, biosecurity, diet/nutrition, etc.) for <i>Ateopus</i> populations in captivity that can be adjusted and adapted to each species of the genus</p>	<p>1. Compile existing protocols</p> <p>2. Create and adapt protocol to specific species</p>	Near term
<p>3.1.4 Generate and disseminate a protocol for natural and/or assisted reproduction (i.e. reproduction tanks, determination of the degree of gravity, sexual maturity, fertilization success, hormonal stimulation, artificial fertilization, artificial stimulation of reproductive behaviors) of <i>Ateopus</i> in captivity that can be adjusted and adapted to each species of the genus</p>	<p>1. Compile existing protocols and publications to assess the need of a unified protocol</p> <p>2. Create and adapt protocol</p>	Near term
<p>3.1.5 Establish a protocol for disease prevention, control, and management in captive breeding <i>Ateopus</i> populations</p>	<p>1. Tie with 3.1.1 and compile</p> <p>2. Compile existing protocols and publications to assess the need of a unified protocol</p> <p>3. Create and adapt protocol</p>	Near term

### OBJECTIVE 3.1 — CON'T

Create and strengthen the technical and scientific capacity of *Atelopus* CSC programs in each country of the genus distribution





## OBJECTIVE 3.2

Increase the infrastructure and capacity of *Atelopus* CSC programs in each country of the genus distribution



### OBJECTIVE 3.3

Implement genome resource banks to safeguard the germplasm and genetic material of *Atelopus* species in CSC programs in the region



### OBJECTIVE 3.4

Promote the establishment of reintroduction, translocation, and post-release monitoring programs for *Atelopus*

ACTIONS	ACTIVITIES	TIMELINE
3.4.1 Train and share experiences between CSCs in amphibian translocation and reintroduction techniques	<ol style="list-style-type: none"><li>1. Gather baseline information on programs to translocate and reintroduce amphibians</li><li>2. Develop and implement capacity training opportunities (workshops and webinars) around amphibian reintroduction and translocation efforts</li></ol>	Near term
3.4.2 Implement reintroduction programs for priority species of <i>Atelopus</i> that have the appropriate number of animals in captivity, when their habitat is conserved and environmental parameters identified, and the risks of emerging diseases mitigated to ensure the best successes and results	<ol style="list-style-type: none"><li>1. Generate an updated inventory of individuals and bloodlines present in CSCs</li><li>2. Offer training for the implementation of Assisted Reproductive Programs for the production of offspring aimed to be reintroduced</li><li>3. Generate a list of possible reintroduction sites for each species</li><li>4. Guide the planning and implementation of reintroduction trials to evaluate preliminary results</li><li>5. Implement a bigger scale reintroduction program based on the results obtained during trials</li></ol>	Near term Near term Short Term Medium Term Medium Term



# GOAL 4

## INCREASE VISIBILITY OF *ATELOPUS*

Raise public awareness about *Atelopus* and promote harlequin toads as the jewels of the forests, paramos and streams of the Neotropics, making it a flagship genus and an international, regional, and national symbol of prosperity, hope, and biodiversity.



© Jaime Culebras | Photo Wildlife Tours



### OBJECTIVES

4.1

Generate a change of perceptions and attitudes towards *Atelopus* at local, regional, national and international levels.

4.2

Identify and recover the biological and cultural importance of *Atelopus* in local communities.

4.3

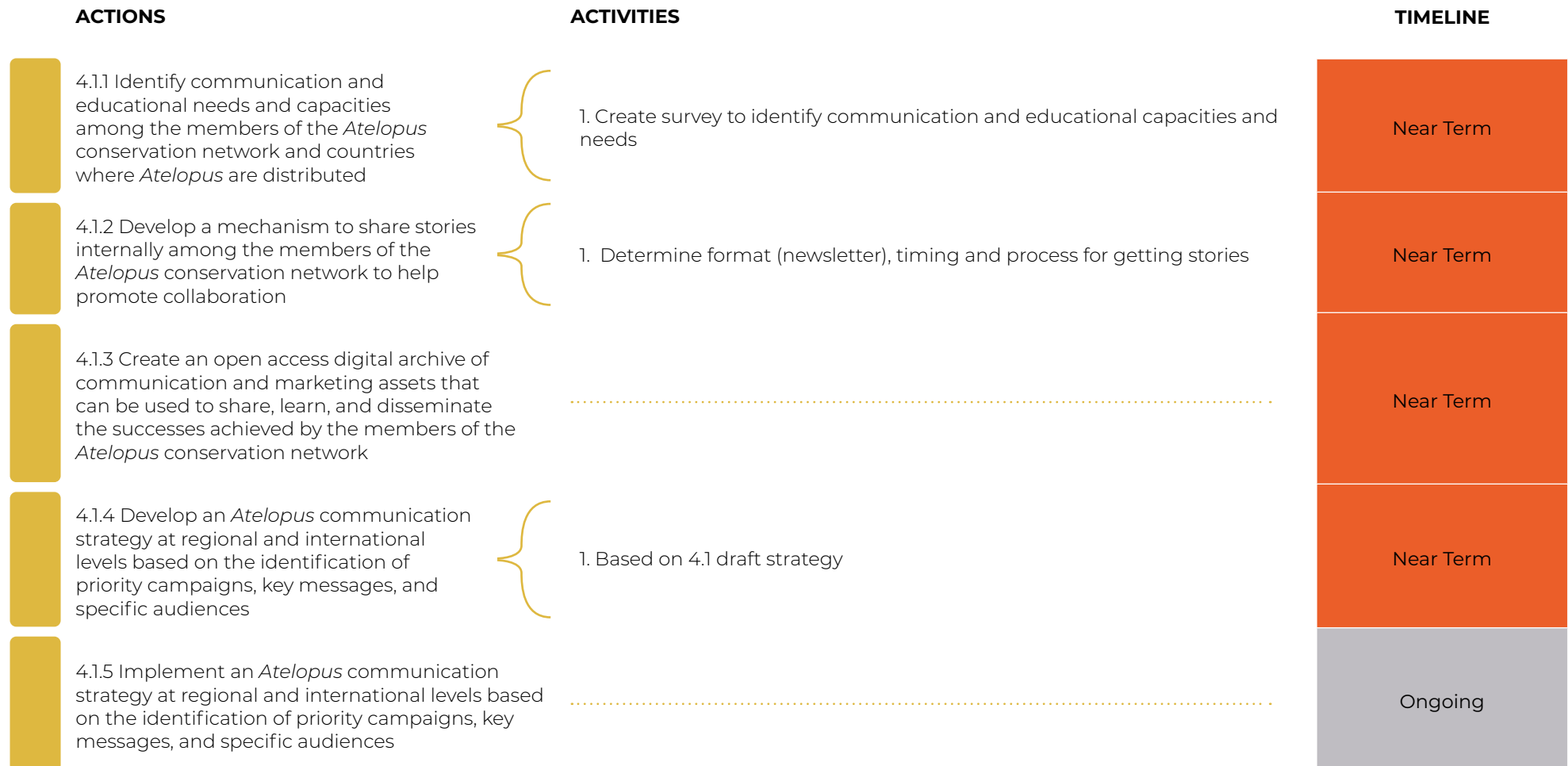
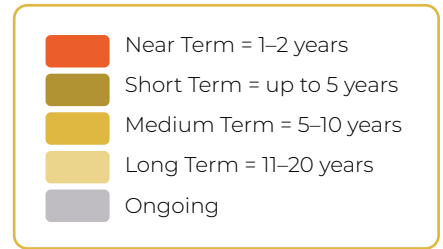
Disseminate the messages, stories and successes of the *Atelopus* conservation network.



## GOAL 4: INCREASE VISIBILITY OF ATELOPUS

### OBJECTIVE 4.1

Generate a change of perceptions and attitudes at local, regional, national, and international levels towards *Atelopus*



## OBJECTIVE 4.2

Identify and recover the biological and cultural importance of *Atelopus* in local communities

ACTIONS	ACTIVITIES	TIMELINE
4.2.1. Develop and implement environmental and educational programs about <i>Atelopus</i> to different target audiences based on conservation needs and audiences at the local level	<ol style="list-style-type: none"> <li>1. Understand and evaluate local community's practices, knowledge and perspectives (e.g. cosmovisions) towards <i>Atelopus</i> conservation</li> <li>2. Develop an educational curriculum around <i>Atelopus</i> conservation targeted to local schools and implemented by trained local teachers as part of a higher education diploma</li> <li>3. Implement educational programs in local schools to raise awareness of the conservation and importance of <i>Atelopus</i></li> </ol>	Near Term
4.2.2. Develop education and communication assets, and outreach and awareness building materials around <i>Atelopus</i> , their critical state of conservation and biological and conservation importance, that can be adapted locally and regionally	<ol style="list-style-type: none"> <li>1. Develop audiovisual assets around <i>Atelopus</i> conservation targeted to local communities</li> <li>2. Design and implement a communication campaign to recover and strengthen traditional local knowledge about <i>Atelopus</i> and practices associated with <i>Atelopus</i> conservation</li> <li>3. Develop a magazine about local and community based strategies for <i>Atelopus</i> conservation</li> <li>4. Develop audiovisual assets for the development of educational curriculum around environmental education of <i>Atelopus</i> conservation</li> </ol>	Short Term
4.2.3. Develop community participatory initiatives (research and communication) around <i>Atelopus</i> conservation	<ol style="list-style-type: none"> <li>1. Identify <i>Atelopus</i> species that have the potential to be recognized by local communities as biological indicators in community-based initiatives around natural resources conservation</li> <li>2. Develop and implement initiative</li> </ol>	Near Term
4.2.4. Strengthen capacities of members of the <i>Atelopus</i> network and partners in the development of community participatory education and research initiatives around <i>Atelopus</i> and their habitats conservation	<ol style="list-style-type: none"> <li>1. Prioritize sites, communities and conservation partners that have the potential to develop community-based education projects to recover traditional biocultural knowledge and memory of <i>Atelopus</i></li> <li>2. Develop educational workshops to train members of the <i>Atelopus</i> conservation community and partners in strategies to develop community based education and research initiatives</li> <li>3. Establish a network of research institutions, local communities and national entities to plan and implement community based research and education initiatives for the protection of <i>Atelopus</i> species</li> </ol>	Near Term
		Short Term
		Short Term

### OBJECTIVE 4.3

Disseminate the messages, stories and successes of the *Atelopus* conservation network



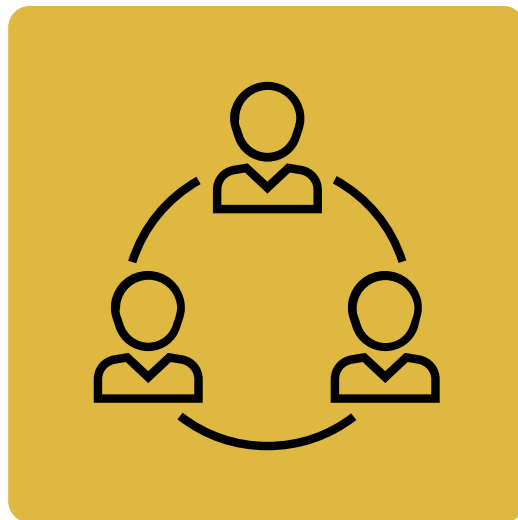
# GOAL 5

## CREATE MECHANISMS FOR MULTI-STAKEHOLDER COLLABORATION AND PARTICIPATION

Ensure the *Ateolopus* conservation community has the technical, logistical, and financial support to secure the long-term conservation of harlequin toads through the collaboration and participation of key actors of the public and private sectors and the public.



© Jaime Culebras | Photo Wildlife Tours



### OBJECTIVES

5.1

Raise the profile of harlequin toads at international, regional and national levels including governments, funding bodies and other key stakeholders.

5.2

Ensure the financial sustainability of on-the ground *Ateolopus* conservation programs to secure the long-term implementation of the actions proposed for their conservation.

5.3

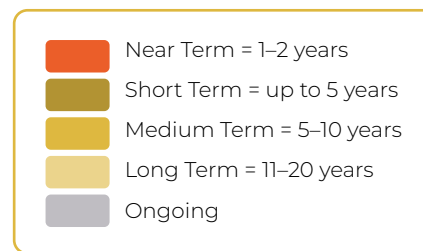
Ensure the financial sustainability of *Ateolopus* captive survival-assurance colonies programs in range-wide countries.



## GOAL 5: MULTI-STAKEHOLDER COLLABORATION AND PARTICIPATION

### OBJECTIVE 5.1

Raise the profile of harlequin toads at international, regional and national levels including governments, funding bodies and other key stakeholders



ACTIONS	ACTIVITIES	TIMELINE
5.1.1 Present the Harlequin toad ( <i>Atelopus</i> ) Conservation Plan (HarleCAP) to the Ministries of the Environment of each of the countries of the <i>Atelopus</i> distribution	.....	Near Term
5.1.2 Formally declare the <i>Atelopus</i> Survival Initiative in national government agencies to facilitate the implementation of the strategic actions proposed by the Initiative	.....	Near Term
5.1.3 Promote the creation of <i>Atelopus</i> Conservation Plans in the countries of the region that do not yet have one	.....	Short Term
5.1.4 Identify key social and political actors at local, national, and regional levels (private companies, government entities) and formalize the incorporation of the activities proposed in the HarleCAP by the appropriate stakeholders in their work agendas	.....	Medium Term
5.1.5 Present the <i>Atelopus</i> Survival Initiative and the HarleCAP in international forums to garner support from multilateral organizations, and to foster collaboration between governments and institutions.	.....	Ongoing

## OBJECTIVE 5.2

Ensure the financial sustainability of on-the ground *Atelopus* conservation programs to secure the long-term implementation of the actions proposed for their conservation

ACTIONS	ACTIVITIES	TIMELINE
5.2.1 Develop and implement a fundraising strategy for the implementation of the Harlequin toad ( <i>Atelopus</i> ) Conservation Plan (HarleCAP)	<ol style="list-style-type: none"> <li>1. Create a repository of funds available locally and nationally (through governments), as well as internationally (zoos, foundations and grants) for the conservation of amphibians and biodiversity</li> <li>2. Identify skills, opportunities, and relationships of the members of the <i>Atelopus</i> conservation network and present to donors, foundations, and grant making mechanisms</li> <li>3. Create a portfolio of priority actions, projects and needs of the <i>Atelopus</i> conservation network to be used as a fundraising tool</li> <li>4. Compile a list of funding opportunities to name new <i>Atelopus</i> species or name centers or laboratories for research and <i>ex situ</i> conservation</li> <li>5. Find funding sources (e.g. Rainforest Trust) for the creation of protected areas (land acquisition) for <i>Atelopus</i> species</li> <li>6. Develop and implement a marketing and communication strategy around <i>Atelopus</i> (e.g. Jewels of the Neotropics and <i>Bd</i>) that promotes fundraising</li> <li>7. Apply for grant opportunities that will ensure the implementation of the different stages of the HarleCAP</li> </ol>	Near Term
5.2.2. Develop and implement a strategy of cooperation and collaboration between members of the <i>Atelopus</i> conservation network and national and international zoos to raise and use funds together	.....	Ongoing
5.2.3 Use the <i>Atelopus</i> Survival Initiative as a platform to access and manage funds for the implementation of actions for the conservation of <i>Atelopus</i> species	.....	Ongoing

### OBJECTIVE 5.3

Ensure the financial sustainability of *Atelopus* captive survival-assurance colonies (CSC) programs in the region

ACTIONS	ACTIVITIES	TIMELINE
5.3.1 Develop inter-institutional commitments to guarantee the financial sustainability of <i>Atelopus</i> CSC programs in the region	.....	Near Term
5.3.2 Develop a financial strategy to obtain funds to increase the capacity and basic equipment necessary to maintain sustainable <i>Atelopus</i> CSC in the region	.....	Near Term
5.3.3 Develop self-management strategies for <i>Atelopus</i> CSC programs in the region.	.....	Near Term
5.3.4 Incorporate and strengthen educational and sustainable strategies on issues related to species conservation in <i>Atelopus</i> CSC in the region.	.....	Short Term
5.3.5 Develop a strategy to obtain the financing and equipment necessary for the establishment and sustainability of genomic banks for <i>Atelopus</i>	.....	Short Term







# REFERENCES

1. Stuart, S.N., Chanson, J.S., Cox, N.A., Young, B.E., Rodrigues, A.S., Fischman, D.L., Waller, R.W. 2004. Status and trends of amphibian declines and extinctions worldwide. *Science* 306: 1783–1786.
2. Wake, D.B., Vradenburg, V.T. 2009. Are we in the midst of the sixth mass extinction? A view from the world of amphibians. *Proceedings of the National Academy of Sciences USA* 105: 11466–11473.
3. Bishop, P.J., Angulo, A., Lewis, J.P., Moore, R.D., Rabb, G.B., Garcia Moreno, J. 2012. The Amphibian Extinction Crisis - what will it take to put the action into the Amphibian Conservation Action Plan?. S.A.P.I.EN.S [Online], 5.2.
4. Lips, K.R. 1998. Decline of a tropical montane amphibian fauna. *Conservation Biology* 12: 106–117.
5. Lips, K.R. 1999. Mass mortality and population declines of anurans at an upland site in western Panama. *Conservation Biology* 13: 117–125
6. Hilton-Taylor, C. (compiler). 2000. 2000 IUCN Red List of Threatened Species. IUCN, Gland, Switzerland and Cambridge, UK. xviii + 61 pp.
7. Collins, J.P., Storfer, A. 2003. Global amphibian declines: sorting the hypotheses. *Diversity and Distributions* 9: 89–98.
8. Beebee, T.J.C., Griffiths, R.A. 2005. The amphibian decline crisis: a watershed for conservation biology? *Biological Conservation* 125: 271–285.
9. La Marca, E., Lips, K.R., Lötters, S., Puschendorf, R., Ibañez, R., Rueda-Almonacid, J.V., Schulte, R., Marty, C., Castro, F., Manzanilla-Puppo, J., García-Perez, J.E., Bolaños, F., Chaves, G., Pounds, J.A., Toral, E., Young, B.E. 2005. Catastrophic population declines and extinctions in neotropical harlequin frogs (Bufonidae: *Atelopus*). *Biotropica* 37: 190–201.
10. Mendelson, J.R. 3rd, Lips, K.R., Gagliardo, R.W., Rabb, G.B., Collins, J.P., Diffendorfer, J.E., Daszak, P., Ibañez, D.R., Zippel, K.C., Lawson, D.P., Wright, K.M., Stuart, S.N., Gascon, C., da Silva, H.R., Burrowes, P.A., Joglar, R.L., La Marca, E., Lötters, S., du Preez, L.H., Weldon, C., Hyatt, A., Rodriguez-Mahecha, J.V., Hunt, S., Robertson, H., Lock, B., Raxworthy, C.J., Frost, D.R., Lacy, R.C., Alford, R.A., Campbell, J.A., Parra-Olea, G., Bolaños, F., Domingo, J.J., Halliday, T., Murphy, J.B., Wake, M.H., Coloma, L.A., Kuzmin, S.L., Price, M.S., Howell, K.M., Lau, M., Pethiyagoda, R., Boone, M., Lannoo, M.J., Blaustein, A.R., Dobson, A., Griffiths, R.A., Crump, M.L., Wake, D.B., Brodie, E.D. Jr. 2006. Confronting amphibian declines and extinctions. *Science* 313(5783):48.
11. Scheele, B.C., Pasmans, F., Berger, L., Skerratt, L.F., Martel, A., Beukema, W., Acevedo, A.A., Burrowes, P.A., Carvalho, T., Catenazzi, A., De la Riva, I., Fisher, M.C., Flechas, S.V., Foster, C.N., Frías-Álvarez, P., Garner, T.W.J., Gratwicke, B., Guayasamin, J.M., Hirschfeld, M., Kolby, J.E., Kosch, T.A., La Marca, E., Lindenmayer, D.B., Lips, K.R., Longo, A.V., Maneyro, R., McDonald, C.A., Mendelson III, J., Palacios-Rodriguez, P., Parra-Olea, G., Richards-Zawacki, C.L., Rödel, M.O., Rovito, S.M., Soto-Azat, C., Toledo, L.F., Voyles, J., Weldon, C., Whitfield, S.M., Wilkinson, M., Zamudio, K.R., Canessa, S. 2019. Amphibian fungal panzootic causes catastrophic and ongoing loss of biodiversity. *Science* 363: 1459–1463.
12. Frost, D.R. 2021. Amphibian Species of the World: an Online Reference. Version 6.1 (Accessed on 9 August 2021). Electronic Database accessible at <https://amphibiansoftheworld.amnh.org/index.php>. American Museum of Natural History, New York, USA.
13. IUCN 2021. The IUCN Red List of Threatened Species. Version 2021-1. <https://www.iucnredlist.org>. Downloaded on 9 August 2021.
14. González-Del-Piiego, P., Freckleton, R.P., Edwards, D.P., Koo, M.S., Scheffers, B.R., Pyron, R.A., Jetz, W. 2019. Phylogenetic and trait-based prediction of extinction risk for Data-Deficient amphibians. *Current Biology* 29:1557-1563.e3.
15. Lötters, S. 1996. The Neotropical toad genus *Atelopus*. Checklist - Biology - Distribution. M. Vences & F. Glaw, Köln, Germany, 143 pp.
16. Young, B.E., Lips, K.R., Reaser, J.K., Ibañez, R., Salas, A.W., Cedeño, J.R., Coloma, L.A., Ron, S., La Marca, E., Meyer, J.R., Muñoz, A., Bolaños, F., Chaves, G., Romo, D. 2001. Population declines and priorities for amphibian conservation in Latin America. *Conservation Biology* 15: 1213–1223.
17. Lips, K.R., Reeve, J.D., Witters, L. 2003. Ecological traits predicting amphibian population declines in Central America. *Conservation Biology* 17: 1078–1088.
18. Pounds, J.A., Bustamante, M.R., Coloma, L.A., Consuegra, J.A., Fogden, M.P., Foster, P.N., La Marca, E., Masters, K.L., Merino-Viteri, A., Puschendorf, R., Ron, S.R., Sánchez-Azofeifa, G.A., Still, C.J., Young, B.E. 2006. Widespread amphibian extinctions from epidemic disease driven by global warming. *Nature* 439: 161–167.
19. Daly, J.W., Gusovsky, F., Myers, C.W., Yotsu-Yamashita, M., Yasumoto, T. 1994. First occurrence of tetrodotoxin in a dendrobatid frog (*Colostethus inguinalis*), with further reports for the bufonid genus *Atelopus*. *Toxicon* 32: 279–285.
20. Yotsu-Yamashita, M., Kim, Y.H., Dudley, S.C. Jr, Choudhary, G., Pfahnl, A., Oshima, Y., Daly, J.W. 2004. The structure of zeteketoxin AB, a saxitoxin analog from the Panamanian golden frog *Atelopus zeteki*: a potent sodium-channel blocker. *Proceedings of the National Academy of Sciences USA* 101: 4346–51.
21. Mebs, D., Lorentz, M., Yotsu-Yamashita, M., Röbler, D.C., Ernst, R., Lötters, S. 2018. Geographic range expansion of tetrodotoxin in amphibians - First record in *Atelopus hoogmoedi* from the Guiana Shield. *Toxicon* 150: 175–179.
22. Röbler, D.C., Lötters, S., Mappes, J., Valkonen, J.K., Menin, M., Lima, A.P., Pröhl, H. 2019. Sole

coloration as an unusual aposematic signal in a Neotropical toad. *Scientific Reports* 9: 1128.

23. Sexton, O. 1958. Observations on the life history of a Venezuelan frog, *Atelopus cruciger*. *Acta Biologica Venezuelica* 2: 235–242.

24. Dole, J.W., Durant, P. 1974. Movements and seasonal activity of *Atelopus oxyrhynchus* (Anura: Atelopodidae) in a Venezuelan cloud forest. *Copeia* 1974: 230–235.

25. Crump, M.L., 1986. Homing and site fidelity in a neotropical frog, *Atelopus varius* (Bufonidae). *Copeia* 1986: 438–444.

26. Pounds, J.A., Crump, M.L. 1994. Amphibian declines and climate disturbance: the case of the golden toad and the harlequin frog. *Conservation Biology* 8: 72–85.

27. Ron, S.R., Duellman, W.E., Coloma, L.A., Bustamante, M. 2003. Population decline of the Jambato toad *Atelopus ignescens* (Anura: Bufonidae) in the Andes of Ecuador. *Journal of Herpetology* 37: 116–126.

28. Luger, M., Hödl, W., Lötters, S. 2009. Site fidelity, home range behaviour and habitat utilization of male harlequin toads (Amphibia: *Atelopus hoogmoedi*) from Suriname: relevant aspects for conservation breeding. *Salamandra* 45: 211–218.

29. Marcillo-Lara, A., Coloma, L.A., Álvarez-Solas, S., Terneus, E. 2020. The gastromyzophorous tadpoles of *Atelopus elegans* and *A. palmatus* (Anura: Bufonidae), with comments on oral and suction structures. *Neotropical Biodiversity* 6: 1–13.

30. Pérez-Gonzalez, J.L., Rada, M., Vargas-Salinas, F., Rueda-Solano, L.A. 2020. The tadpoles of two *Atelopus* species (Anura: Bufonidae) from the Sierra Nevada de Santa Marta, Colombia, with notes on their ecology and comments on the morphology of *Atelopus* larvae. *South American Journal of Herpetology* 15: 47–62.

31. Rueda-Almonacid, J.V., Rodríguez-Mahecha, J.V., Lötters, S., La Marca, E., Kahn, T., Angulo, A. (eds.) 2005. *Ranas arlequines*. Colombia (Bogotá), 158 pp.

32. Guayasamin, J.M., Bonaccorso, E., Duellman, W.E., Coloma, L.A. 2010. Genetic differentiation in the nearly extinct harlequin frogs (Bufonidae: *Atelopus*), with emphasis on the Andean *Atelopus ignescens* and *A. bomolochos* species complexes. *Zootaxa* 2574: 55–68.

33. Jorge, R.F., Ferrão, M., Lima, A.P. 2020. Out of Bound: A new threatened Harlequin Toad (Bufonidae, *Atelopus*) from the outer borders of the Guiana Shield in Central Amazonia described through Integrative Taxonomy. *Diversity* 12: 310.

34. Lewis, C.H., Richards-Zawacki, C.L., Ibáñez, R., Luedtke, J., Voyles, J., Houser, P., Gratwicke, B., 2019. Conserving Panamanian harlequin frogs by integrating captive-breeding and research programs. *Biological Conservation* 236: 180–187.

35. La Marca, E., Lötters, S. 1997. Monitoring of declines in Venezuelan *Atelopus*. In: Böhme, W., Bischoff, W., Ziegler, T. (eds.). *Herpetologia Bonnensis*, p. 207–213. Bonn, Germany.

36. Bonaccorso, E., Guayasamin, J.M., Méndez, D., Spear, R. 2003. Chytridiomycosis as a possible cause of population declines in *Atelopus cruciger* (Anura: Bufonidae). *Herpetological Review* 34: 331–334.

37. Coloma, L. A., W. E. Duellman, A. Almendáriz, S. R. Ron, A. T. Valdez, J. M. Guayasamin. 2010. Five new (extinct?) species of *Atelopus* (Anura: Bufonidae) from Andean Colombia, Ecuador, and Peru. *Zootaxa* 2574: 1–54.

38. Ortega-Andrade, H.M., Rodes-Blanco, M., Cisneros-Heredia, D.F., Guerra-Arévalo, N., Vargas-Machuca, K.G.L., Sánchez-Nivicela, J.C., Armijos-Ojeda, D., Cáceres-Andrade, J.F., Reyes-Puig, C., Quezada-Riera A.B., Rojas-Soto, O.R., Székely, D., Guayasamin, J.M., Siavichay-Pesántez, F.R., Amador, L., Betancourt, R., Ramírez-Jaramillo, S.M., Timbe-Borja, B., Gómez-Laporta, M., Webster-Bernal, J.F., Oyagata-Cachimuel, L.A., Chávez-Jácome, D., Posse, V., Valle-Piñuela, C., Padilla-Jiménez, D., Reyes-Puig, J.P., Terán-Valdez, A., Coloma, L.A., Pérez-Lara, M.B., Carvajal-Endara, S., Urgilés, M., Yáñez-Muñoz, M.H. 2021. Red List assessment of amphibian species of Ecuador: A multidimensional approach for their conservation. *PLoS ONE* 16: e0251027.

39. Lötters, S., Schulte, R., Córdova, J., Veith, M. 2005. Conservation priorities for harlequin frogs (*Atelopus* spp.) of Peru. *Oryx* 39: 343–346.

40. Castro-Herrera, F., Bolívar-García, W. 2010. *Libro Rojo de los anfibios del Valle del Cauca*. Feriva Impresores SA. Cali, Colombia, 200 pp.

41. Luger, M., Trenton, M., Garner, W.J., Ernst, R., Hödl, W., Lötters, S. 2008. No evidence for precipitous declines of harlequin frogs (*Atelopus*) in the Guyanas. *Studies on Neotropical Fauna and Environment* 43: 177–180.

42. Longcore, J.E., Pessier, A.P., Nichols, D.K. 1999. *Batrachochytrium dendrobatidis* gen. et sp. nov., a chytrid pathogenic to amphibians. *Mycologia* 91: 219–227.

43. Berger, L., Speare, R., Daszak, P., Green, D. E., Cunningham, A. A., Goggin, C. L., Slocombe, R., Ragan, M. A., Hyatt, A. D., McDonald, K. R., Hines, H.B., Lips, K.R., Marantelli, G., Parkes, H. 1998. Chytridiomycosis causes amphibian mortality associated with population declines in the rain forests of Australia and Central America. *Proceeding of the National Academy of Sciences USA* 95: 9031–9036.

44. Lips, K.R., Brem, F., Brenes, R., Reeve, J.D., Alford, R.A., Voyles, J., Carey, C., Livo, L., Pessier, A.P., Collins, J.P. 2006. Emerging infectious disease and the loss of biodiversity in a Neotropical amphibian community. *Proceeding of the National Academy of Sciences USA* 103: 3165–3170.

45. Skerratt, L.F., Berger, L., Speare, R., Cashins, S., McDonald, K.R., Phillott, A.D., Hines, H.B., Kenyon, N. 2007. Spread of chytridiomycosis has caused the rapid global decline and extinction of frogs. *Ecohealth* 4: 125–134.

46. Rödder, D., Kielgast, J., Bielby, J., Schmidlein, S., Bosch, J., Garner, T.W.J., Veith, M., Walker, S., Fisher, M.C., Lötters, S. 2009. Global amphibian extinction risk assessment for the panzootic chytrid fungus. *Diversity* 1: 52–66.

47. Ron, S., Merino-Viteri, A. 2000. Amphibian declines in Ecuador: overview and first report of chytridiomycosis from South America. *Froglog* 42: 2–3.

48. Puschendorf, R. 2003. *Atelopus varius* (harlequin frog). Fungal infection. *Herpetological Review* 34: 355.

49. Lampo, M., Rodríguez, A., Lamarca, E., Daszak, P. 2006. A chytridiomycosis epidemic and a

severe dry season precede the disappearance of *Atelopus* species from the Venezuelan Andes. *Herpetological Journal* 16: 395–402.

50. Lips, K.R., Brem, F., Brenes, R., Reeve, J.D., Alford, R.A., Voyles, J., Carey, C., Livo, L.J., Pessier, A.P., Collins, J.P. 2006. Emerging infectious disease and the loss of biodiversity in a Neotropical amphibian community. *Proceeding of the National Academy of Sciences USA* 103: 3165–3170.

51. Crawford, A.J., Lips, K.R., Bermingham, E. 2010. Epidemic disease decimates amphibian abundance, species diversity, and evolutionary history in the highlands of central Panama. *Proceeding of the National Academy of Sciences USA* 107: 13777–13782.

52. Flechas, S.V., Sarmiento, C., Amézquita, A. 2012. *Bd* on the beach: High prevalence of *Batrachochytrium dendrobatidis* in the lowland forests of Gorgona Island (Colombia, South America). *EcoHealth* 9: 298–302.

53. Flechas, S.V., Sarmiento, C., Cárdenas, M.E., Medina, E.M., Restrepo, S., Amézquita, A. 2012. Surviving chytridiomycosis: differential anti-*Batrachochytrium dendrobatidis* activity in bacterial isolates from three lowland species of *Atelopus*. *PLoS ONE* 7: e44832.

54. Flechas, S.V., Vredenburg, V.T., Amézquita, A. 2015. Infection prevalence in three lowland species of harlequin toads from the threatened genus *Atelopus*. *Herpetological Review* 46: 528–532.

55. Barrio-Amorós, C.L., Abarca, J. 2016. Another surviving population of the Critically Endangered *Atelopus varius* (Anura: Bufonidae) in Costa Rica. *Mesoamerican Herpetology* 3: 128–134.

56. Lampo, M., Celsa, S.J., Rodríguez-Contreras, A., Rojas-Runjaic, F., García, C.Z. 2011. High turnover rates in remnant populations of the harlequin frog *Atelopus cruciger* (Bufonidae): low risk of extinction? *Biotropica* 44: 420–426.

57. Perez, R., Richards-zawacki, C.L., Krohn, A.R., Robak, M., Griffith, E.J., Ross, H., Gratwicke, B., Ibáñez, R., Voyles, J. 2014. Field surveys in Western Panama indicate populations of *Atelopus varius* frogs are persisting in regions where *Batrachochytrium dendrobatidis* is now enzootic. *Amphibian & Reptile Conservation* 8: 30–35.

58. González-Maya, J.F., Belant, J.L., Wyatt, S.A., Schipper, J., Cardenal, J., Corrales, D., Cruz-Lizano, I., Hoepker, A., Escobedo-Galván, A.H., Castañeda, F., Fischer, A. 2013. Renewing hope: the rediscovery of *Atelopus varius* in Costa Rica. *Amphibia-Reptilia* 34: 573–578.

59. McCaffery, R., Richards-Zawacki, C.L., Lips, K.R. 2015. The demography of *Atelopus* decline: Harlequin frog survival and abundance in central Panama prior to and during a disease outbreak. *Global Ecology and Conservation* 4: 232–242.

60. Voyles, J., Woodhams, D.C., Saenz, V., Byrne, A.Q., Perez, R., Rios-Sotelo, G., Ryan, M.J., Bletz, M.C., Sobell, F.A., McLetchie, S., Reinert, L., Rosenblum, E.B., Rollins-Smith, L.A., Ibáñez, R., Ray, J.M., Griffith, E.J., Ross, H., Richards-Zawacki, C.L. 2018. Shifts in disease dynamics in a tropical amphibian assemblage are not due to pathogen attenuation. *Science* 359: 1517–1519.

61. Barrio-Amorós, C.L., Costales, M., Vieira, J., Osterman, E., Kaiser, H., Arteaga, A. 2020. Back from extinction: rediscovery of the harlequin toad *Atelopus mindoensis* Peters, 1073 in Ecuador. *Herpetological Notes* 13: 325–328.

62. Rodríguez-Contreras, A., Señaris, J.C., Lampo, M. and Rivero, R., 2008. Rediscovery of *Atelopus cruciger* (Anura: Bufonidae): current status in the Cordillera de la Costa, Venezuela. *Oryx* 42: 301–304.

63. La Marca, E., Reinthaler, H.P. 1991. Population changes in *Atelopus* species of the Cordillera de Mérida, Venezuela. *Herpetological Review* 22: 125–128.

64. Ordoñez, M.J. 1996. Censo y análisis de las piscifactorias de Azuay y Cañar. Tesis de Biólogo, Universidad del Azuay, Cuenca, Ecuador.

65. Martín-Torrijos, L., Sandoval-Sierra, J.V., Muñoz, J., Diéguez-Uribeondo, J., Bosch, J., Guayasamin, J.M. 2016. Rainbow trout (*Oncorhynchus mykiss*) threaten Andean amphibians. *Neotropical Biodiversity* 2: 26–36.

66. González-Maya, J.F., Gómez-Hoyos, D.A., Cruz-Lizano, I., Schipper, J. 2018. From hope to alert: demography of a remnant population of the Critically Endangered *Atelopus varius* from Costa Rica. *Studies on Neotropical Fauna and Environment* 53: 194–200.

67. Lötters, S. 2007. The fate of harlequin toads – help through a synchronous approach and the IUCN 'Amphibian Conservation Action Plan'? *Oryx* 39: 343–346.

68. IUCN/SSC. 2008. Strategic Planning for Species Conservation: A Handbook. Version 1.0. Gland, Switzerland: IUCN Species Survival Commission. 104 pp.

69. IUCN/SSC Species Conservation Planning Sub-Committee. 2017. Guidelines for Species Conservation Planning. Version 1.0. Gland, Switzerland: IUCN. xiv + 114 pp.

70. Byers, O, Lees, C., Wilcken, J., Schwitzer, C. 2013. The One Plan Approach: the philosophy and implementation of CBSG's Approach to Integrated Species Conservation Planning. *WAZA Magazine* 14: 2–5.

71. Wren, S., Angulo, A., Meredith, H., Kielgast, J., Dos Santos, M., Bishop, P. (eds) 2015. Amphibian Conservation Action Plan. IUCN SSC Amphibian Specialist Group. <https://www.iucn-amphibians.org/resources/acap/>



# CONTRIBUTORS

---

Alejandro Ramírez, Parque Explora  
Alessandro Catenazzi, Florida International University, CORBIDI  
Alexander Shepack, Florida International University, University of Notre Dame  
Andrea Coloma-Santos, Proyecto “Conservación de Anfibios y Recursos Genéticos (PARG)  
Andrea Terán Valdez, Centro Jambatu de Investigación y Conservación de Anfibios  
Andrés Jimenez, Universidad de Costa Rica  
Andrés Viuche Lozano, Universidad del Tolima  
Carlos Andrés Galvis Rizo, Fundación Zoológica de Cali  
Carlos Martínez Rivera, Philadelphia Zoo  
Carolina Lambertini, Universidade Estadual de Campinas  
Christopher Jordan, Re:wild  
Corinne L. Richards-Zawacki, University of Pittsburgh  
Diego Gómez Hoyos, ProCAT Costa Rica  
Edgardo J. Griffith, El Valle Amphibian Conservation Center Foundation  
Enrique La Marca, REVA Conservation Center  
Ernesto Arbeláez Ortiz, Zoológico Cuenca Bioparque Amaru  
Francisco Nava, Instituto Venezolano de Investigaciones Científicas  
German Forero, WCS Colombia  
Gilbert Alvarado Barboza, Universidad de Costa Rica  
Gustavo A. González Duran, WCS Colombia  
Gustavo Adolfo Pizzo Flórez, Parque Nacional Natural Puracé  
Jaime Culebras, Photo Wildlife Tours  
José Daniel Barros, Fundación Atelopus  
Juan Carlos Chaparro, Museo de Biodiversidad del Perú  
Kelsey Neam, Re:wild, IUCN SSC Amphibian Specialist Group’s Amphibian Red List Authority  
Lindsay Renick Mayer, Re:wild  
Luis Alberto Rueda Solano, Universidad del Magdalena  
Luis Carillo, Amphibian Ark  
Roberto Ibáñez, Smithsonian Tropical Research Institute  
Santiago Ron, Pontificia Universidad Católica del Ecuador  
Vicky Poole, Forth Worth Zoo  
Víctor Jassmani Vargas García, Asociación Pro Fauna Silvestre - Ayacucho, IUCN SSC Amphibian Specialist Group for Perú, Asociación Herpetológica del Perú  
Victoria Flechas, IUCN SSC Amphibian Specialist Group for Colombia  
Yuri Beraún Baca, Ministerio del Ambiente (MINAM) Perú



© Jaime Culebras | Photo Wildlife Tours




# APPENDIX

## SUMMARY FINANCIAL NEEDS

The table below presents the estimated indicative budget for the next 5 years of the scale of funding required to directly improve the conservation status of *Atelopus*. These budgets do not include estimates for the long-term, recurrent, or intangible recommended actions at the habitat level (e.g protected area establishment), which are difficult to estimate, and would likely exceed US\$ 60 million in the next 20 years.

**GOAL 1.  
PRODUCE BASELINE  
KNOWLEDGE**



Objective	Estimated budget (USD)
1.1 Identify the population status of species of <i>Atelopus</i> , especially of those species listed as Critically Endangered and Data Deficient, as well as species recently described	\$100,000
1.2 Develop and implement an effective field search program for all 'lost' <i>Atelopus</i> species	\$150,000
1.3 Promote the development of taxonomic studies of <i>Atelopus</i>	\$ 50,000
1.4 Identify the direct and indirect effects of threats on <i>Atelopus</i> population dynamics and conservation status	\$ 100,000
1.5 Compile, generate, and make available all the key information on the current taxonomy, population status, natural history, threats and conservation needs of <i>Atelopus</i> in order to inform and promote their conservation and management	\$ 20,000
<b>Total</b>	<b>\$ 420,000</b>

**GOAL 2.  
VIABLE POPULATIONS  
IN NATURAL HABITATS**




Objective	Estimated budget (USD)
2.2 Conserve and restore priority and strategic habitats for populations of <i>Atelopus</i> through the removal of invasive species	\$ 30,000
2.3 Develop and implement innovative methods to mitigate the effects of infectious diseases, especially the chytrid fungus ( <i>Bd</i> ), in <i>Atelopus</i>	\$ 100,000
2.4 Evaluate how habitat modification and fragmentation affects <i>Bd</i> -host dynamics	\$ 100,000
<b>Total</b>	<b>\$ 230,000</b>

**GOAL 3.  
CAPTIVE SURVIVAL-ASSURANCE  
COLONIES (CSC)**



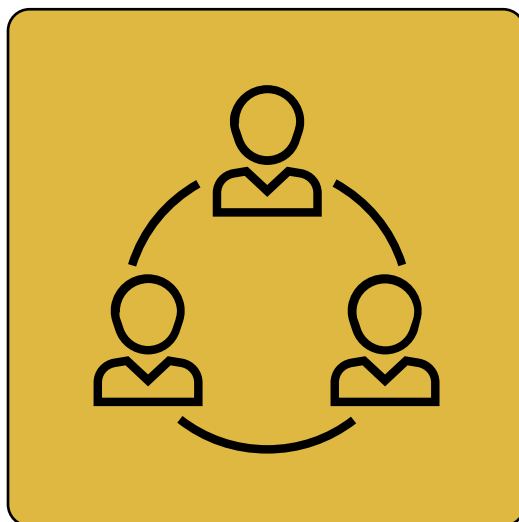
Objective	Estimated budget (USD)
3.1 Create and strengthen the technical and scientific capacity of <i>Atelopus</i> CSC programs in each country of the genus distribution	\$ 50,000
3.2 Increase the infrastructure and capacity of <i>Atelopus</i> CSC programs in each country of the genus distribution	\$ 200,000
3.3 Implement genome resource banks to safeguard the germplasm and genetic material of <i>Atelopus</i> species in CSC programs in the region	\$ 200,000
3.4 Promote the establishment of reintroduction, translocation and post-release monitoring programs for <i>Atelopus</i>	\$ 200,000
<b>Total</b>	<b>\$ 650,000</b>

**GOAL 4.  
INCREASE VISIBILITY  
OF ATELOPUS**



Objective	Estimated budget (USD)
4.1 Generate a change of perceptions and attitudes at local, regional, national and international levels towards <i>Atelopus</i>	\$ 100,000
4.2 Identify and recover the biological and cultural importance of <i>Atelopus</i> in local communities	\$ 50,000
4.3 Disseminate the messages, stories and successes of the <i>Atelopus</i> conservation network	\$ 50,000
<b>Total</b>	<b>\$ 200,000</b>

**GOAL 5.  
MULTI-STAKEHOLDER  
COLLABORATION AND PARTICIPATION**




Objective	Estimated budget (USD)
5.1 Raise the profile of harlequin toads at international, regional and national levels including governments, funding bodies and other key stakeholders	\$ 20,000
5.2. Ensure the financial sustainability of on-the ground <i>Atelopus</i> conservation programs to secure the long-term implementation of the actions proposed for their conservation	\$ 20,000
5.3 Ensure the financial sustainability of <i>Atelopus</i> captive survival-assurance colonies (CSC) programs in the region	\$ 20,000
<b>Total</b>	<b>\$ 60,000</b>



© Jaime Culebras | Photo Wildlife Tours

**FINAL  
ESTIMATED  
FINANCIAL  
NEEDS FOR  
THE NEXT 5  
YEARS**

GOAL	Estimated budget (USD)
1. Produce baseline knowledge	\$ 420,000
2. Viable populations in natural habitats	\$ 230,000
3. Captive survival-assurance colonies	\$ 650,000
4. Increase visibility of <i>Atelopus</i>	\$ 200,000
5. Multi-stakeholder collaboration and participation	\$ 60,000
<b>Total</b>	<b>\$1,560,000</b>



© Jaime Culebras | Photo Wildlife Tours



# APPENDIX

## SPECIES LIST

Species <sup>1</sup>	Countries <sup>2,3</sup>	IUCN Red List Category (Year Assessed) <sup>3</sup>	Population Status (Year Last Seen) <sup>3</sup>
<i>Atelopus andinus</i> Rivero, 1968	PR	EN (2018)	?
<i>Atelopus anaelito</i> Ardila-Robayo and Ruiz-Carranza, 1998	CO	CR (PE) (2019)	↓ (2000)
<i>Atelopus ardila</i> Coloma, Duellman, Almendáriz, Ron, Terán-Valdez, and Guayasamin, 2010	CO	CR (PE) (2017)	↓ (1989)
<i>Atelopus arsyecue</i> Rueda-Almonacid, 1994	CO	CR (2017)	↓
<i>Atelopus arthuri</i> Peters, 1973	EC	CR (2004)	↓
<i>Atelopus balios</i> Peters, 1973	EC	CR (2018)	↓ (2010)
<i>Atelopus barbotini</i> Lescure, 1981	FG	NE	
<i>Atelopus bomolochos</i> Peters, 1973	EC	CR (2019)	↓ (2002)
<i>Atelopus boulengeri</i> Peracca, 1904	EC	CR (2004)	↓
<i>Atelopus carauta</i> Ruiz-Carranza and Hernández-Camacho, 1978	CO	DD (2017)	↓
<i>Atelopus carbonerensis</i> Rivero, 1974	VE	CR (PE) (2020)	↓ (1998)
<i>Atelopus carrikeri</i> Ruthven, 1916	CO	EN (2017)	↓

Species <sup>1</sup>	Countries <sup>2,3</sup>	IUCN Red List Category (Year Assessed) <sup>3</sup>	Population Status (Year Last Seen) <sup>3</sup>
<i>Atelopus certus</i> Barbour, 1923	PA	CR (2019)	↓
<i>Atelopus chiriquiensis</i> Shreve, 1936	CS (EX), PA	EX (2020)	(1996)
<i>Atelopus chirripoensis</i> Savage and Bolaños, 2009	CS	DD (2020)	?
<i>Atelopus chocoensis</i> Lötters, 1992	CO	CR (PE) (2017)	↓ (1998)
<i>Atelopus chrysocorallus</i> La Marca, 1996	VE	CR (2020)	↓
<i>Atelopus coynei</i> Miyata, 1980	EC	CR (2004)	↓
<i>Atelopus cruciger</i> (Lichtenstein and Martens, 1856)	VE	CR (2020)	↔
<i>Atelopus dimorphus</i> Lötters, 2003	PR	DD (2019)	↓ (1980)
<i>Atelopus ebenoides</i> Rivero, 1963	CO	CR (PE) (2017)	↓ (2005)
<i>Atelopus elegans</i> (Boulenger, 1882)	CO, EC	EN (2019)	↓
<i>Atelopus epikeisthos</i> Lötters, Schulte, and Duellman, 2005	PR	EN (2018)	↓
<i>Atelopus erythropus</i> Boulenger, 1903	PR	CR (PE) (2018)	↓ (2004)
<i>Atelopus eusebianus</i> Rivero and Granados-Díaz, 1993	CO	CR (PE) (2021)	↓ (2005)

Species <sup>1</sup>	Countries <sup>2,3</sup>	IUCN Red List Category (Year Assessed) <sup>3</sup>	Population Status (Year Last Seen) <sup>3</sup>
<i>Atelopus eusebiodiazi</i> Venegas, Catenazzi, Siu-Ting, and Carrillo, 2008	PR	CR (PE) (2018)	↓ (1997)
<i>Atelopus exiguus</i> (Boettger, 1892)	EC	EN (2018)	↓
<i>Atelopus famelicus</i> Rivero and Morales, 1995	CO	CR (2017)	↓
<i>Atelopus farci</i> Lynch, 1993	CO	CR (PE) (2017)	↓ (2003)
<i>Atelopus flavescens</i> Duméril and Bibron, 1841	FG	VU (2004)	↔
<i>Atelopus franciscus</i> Lescure, 1974	FG	LC (2019)	↔
<i>Atelopus fronterizo</i> Vesely and Batista, 2021	PA	NE	
<i>Atelopus galactogaster</i> Rivero and Serna, 1993	CO	DD (2017)	?
<i>Atelopus qiaas</i> Coloma, Duellman, Almendáriz, Ron, Terán-Valdez, and Guayasamin, 2010	CO	CR (PE) (2017)	? (1970)
<i>Atelopus glyphus</i> Dunn, 1931	CO, PA	CR (2019)	↓
<i>Atelopus guanujo</i> Coloma, 2002	EC	CR (PE) (2018)	↓ (1988)
<i>Atelopus guitarraensis</i> Osorno-Muñoz, Ardila-Robayo, and Ruiz-Carranza, 2001	CO	DD (2017)	?

Species <sup>1</sup>	Countries <sup>2,3</sup>	IUCN Red List Category (Year Assessed) <sup>3</sup>	Population Status (Year Last Seen) <sup>3</sup>
<i>Atelopus halihelos</i> Peters, 1973	EC	CR (PE) (2018)	↓ (1989)
<i>Atelopus hoogmoedi</i> Lescure, 1974	GU, FG, SU, BR	NE	
<i>Atelopus ignescens</i> (Cornalia, 1849)	EC	CR (2018)	↓ (1988)
<i>Atelopus laetissimus</i> Ruiz-Carranza, Ardila-Robayo, and Hernández-Camacho, 1994	CO	EN (2014)	↔
<i>Atelopus limosus</i> Ibáñez, Jaramillo, and Solís, 1995	PA	CR (2019)	↓
<i>Atelopus loettersi</i> De la Riva, Castroviejo-Fisher, Chaparro, Boistel, and Padial, 2011	PR	NT (2020)	↓
<i>Atelopus longibrachius</i> Rivero, 1963	CO	EN (2017)	↓
<i>Atelopus longirostris</i> Cope, 1868	EC	EX (2004)	(1989)
<i>Atelopus lozanoi</i> Osorno-Muñoz, Ardila-Robayo, and Ruiz-Carranza, 2001	CO	EN (2017)	↓
<i>Atelopus lynchi</i> Cannatella, 1981	EC	CR (PE) (2018)	↓ (1984)
<i>Atelopus manauensis</i> Jorge, Ferrão, and Lima, 2020	BR	NE	

Species <sup>1</sup>	Countries <sup>2,3</sup>	IUCN Red List Category (Year Assessed) <sup>3</sup>	Population Status (Year Last Seen) <sup>3</sup>
<i>Atelopus mandingues</i> Osorno-Muñoz, Ardila-Robayo, and Ruiz-Carranza, 2001	CO	DD (2017)	?
<i>Atelopus marinkellei</i> Cochran and Goin, 1970	CO	EN (2017)	↓
<i>Atelopus mindoensis</i> Peters, 1973	EC	CR (PE) (2018)	↓ (1989)
<i>Atelopus minutulus</i> Ruiz-Carranza, Hernández-Camacho, and Ardila-Robayo, 1988	CO	CR (PE) (2017)	↓ (1985)
<i>Atelopus mittermeieri</i> Acosta-Galvis, Rueda-Almonacid, Velásquez-Álvarez, Sánchez-Pacheco, and Peña-Prieto, 2006	CO	EN (2017)	↓
<i>Atelopus monohernandezii</i> Ardila-Robayo, Osorno-Muñoz, and Ruiz-Carranza, 2002	CO	CR (PE) (2021)	↓ (1982)
<i>Atelopus moropukaqumir</i> Herrera-Alva, Díaz, Castillo, Rodolfo, and Catenazzi, 2020	PR	NE	
<i>Atelopus mucubajensis</i> Rivero, 1974	VE	CR (2020)	↓
<i>Atelopus muisca</i> Rueda-Almonacid and Hoyos, 1992	CO	CR (2020)	↓

Species <sup>1</sup>	Countries <sup>2,3</sup>	IUCN Red List Category (Year Assessed) <sup>3</sup>	Population Status (Year Last Seen) <sup>3</sup>
<i>Atelopus nahumae</i> Ruiz-Carranza, Ardila-Robayo, and Hernández-Camacho, 1994	CO	EN (2014)	?
<i>Atelopus nanay</i> Coloma, 2002	EC	CR (2018)	↓ (1990)
<i>Atelopus nepiozomus</i> Peters, 1973	EC	EN (2018)	?
<i>Atelopus nicefori</i> Rivero, 1963	CO	CR (PE) (2017)	↓
<i>Atelopus nocturnus</i> Bravo-Valencia and Rivera-Correa, 2011	CO	CR (2017)	?
<i>Atelopus onorei</i> Coloma, Lötters, Duellman, and Miranda-Leiva, 2007	EC	CR (PE) (2018)	↓ (1990)
<i>Atelopus orcesi</i> Coloma, Duellman, Almendáriz, Ron, Terán-Valdez, and Guayasamin, 2010	EC	CR (PE) (2018)	↓ (1988)
<i>Atelopus oxapampae</i> Lehr, Lötters, and Lundberg, 2008	PR	EN (2018)	↓
<i>Atelopus oxyrhynchus</i> Boulenger, 1903	VE	CR (PE) (2020)	↓ (1994)
<i>Atelopus pachydermus</i> (Schmidt, 1857)	EC, PR	CR (PE) (2019)	↓ (1995)
<i>Atelopus palmatus</i> Andersson, 1945	EC	CR (2018)	↓

Species <sup>1</sup>	Countries <sup>2,3</sup>	IUCN Red List Category (Year Assessed) <sup>3</sup>	Population Status (Year Last Seen) <sup>3</sup>
<i>Atelopus pastuso</i> Coloma, Duellman, Almendáriz, Ron, Terán-Valdez, and Guayasamin, 2010	CO, EC	CR (PE) (2018)	? (1993)
<i>Atelopus patazensis</i> Venegas, Catenazzi, Siu-Ting, and Carrillo, 2008	PR	CR (2013)	↓
<i>Atelopus pedimarmoratus</i> Rivero, 1963	CO	CR (PE) (2021)	↓ (1963)
<i>Atelopus peruensis</i> Gray and Cannatella, 1985	PR	CR (PE) (2018)	↓ (1998)
<i>Atelopus petersi</i> Coloma, Lötters, Duellman, and Miranda-Leiva, 2007	EC	CR (PE) (2008)	↓ (1996)
<i>Atelopus petriruizi</i> Ardila-Robayo, 1999	CO	CR (PE) (2017)	↓ (1998)
<i>Atelopus pictiventris</i> Kattan, 1986	CO	CR (PE) (2021)	↓ (1996)
<i>Atelopus pinangoi</i> Rivero, 1982	VE	CR (PE) (2020)	↓ (2008)
<i>Atelopus planispina</i> Jiménez de la Espada, 1875	EC	CR (PE) (2018)	↓ (1985)
<i>Atelopus podocarpus</i> Coloma, Duellman, Almendáriz, Ron, Terán-Valdez, and Guayasamin, 2010	EC, PR	CR (PE) (2018)	↓ (1994)
<i>Atelopus pulcher</i> (Boulenger, 1882)	PR	VU (2018)	↓

Species <sup>1</sup>	Countries <sup>2,3</sup>	IUCN Red List Category (Year Assessed) <sup>3</sup>	Population Status (Year Last Seen) <sup>3</sup>
<i>Atelopus pyrodactylus</i> Venegas and Barrio, 2006	PR	CR (2019)	↓
<i>Atelopus quimbaya</i> Ruiz-Carranza and Osorno-Muñoz, 1994	CO	CR (PE) (2017)	? (1997)
<i>Atelopus reticulatus</i> Lötters, Haas, Schick, and Böhme, 2002	PR	DD (2019)	↓
<i>Atelopus sanjosei</i> Rivero and Serna, 1989	CO	CR (2019)	↓
<i>Atelopus seminiferus</i> Cope, 1874	PR	EN (2018)	?
<i>Atelopus senex</i> Taylor, 1952	CS	EX (2020)	(1986)
<i>Atelopus sernai</i> Ruiz-Carranza and Osorno-Muñoz, 1994	CO	CR (PE) (2017)	↓ (2001)
<i>Atelopus simulatus</i> Ruiz-Carranza and Osorno-Muñoz, 1994	CO	CR (PE) (2015)	? (2003)
<i>Atelopus siranus</i> Lötters and Henzl, 2000	PR	DD (2017)	?
<i>Atelopus sonsonensis</i> Vélez-Rodriguez and Ruiz-Carranza, 1997	CO	CR (PE) (2017)	? (1996)
<i>Atelopus sorianoi</i> La Marca, 1983	VE	CR (PE) (2020)	↓ (1990)
<i>Atelopus spumarius</i> Cope, 1871	BR, CO, EC, FG, GU, PR, SU	VU (2010)	↓



Species <sup>1</sup>	Countries <sup>2,3</sup>	IUCN Red List	
		Category (Year Assessed) <sup>3</sup>	Population Status (Year Last Seen) <sup>3</sup>
<i>Atelopus spurrelli</i> Boulenger, 1914	CO	NT (2017)	↔
<i>Atelopus subornatus</i> Werner, 1899	CO	CR (PE) (2017)	↓ (1993)
<i>Atelopus tamaense</i> La Marca, García-Pérez, and Renjifo, 1990	CO, VE	CR (2020)	↓
<i>Atelopus tricolor</i> Boulenger, 1902	PR, BO	CR (2020)	↓
<i>Atelopus varius</i> (Lichtenstein and Martens, 1856)	CS, PA	CR (2020)	?
<i>Atelopus vogli</i> Müller, 1934	VE	EX (2020)	(1957)
<i>Atelopus walkeri</i> Rivero, 1963	CO	DD (2017)	↓
<i>Atelopus zeteki</i> Dunn, 1933	PA	CR (PEW) (2019)	↓ (2009)

<sup>1</sup> Frost, Darrel R. 2021. Amphibian Species of the World: an Online Reference. Version 6.1 (2 August 2021). Electronic Database accessible at <https://amphibiansoftheworld.amnh.org/index.php>. American Museum of Natural History, New York, USA. doi.org/10.5531/db.vz.0001;

<sup>2</sup> BO=Bolivia, BR=Brazil, CO=Colombia, CS=Costa Rica, EC=Ecuador, FG=French Guiana, GU=Guyana, PA=Panama, PR=Peru, SU=Suriname, VE=Venezuela;

<sup>3</sup> IUCN 2021. The IUCN Red List of Threatened Species. Version 2021-1. <https://www.iucnredlist.org>. Downloaded on 2 August 2021. CR=Critically Endangered, EN=Endangered, VU=Vulnerable, EX=Extinct, NT=Near Threatened, LC=Least Concern, DD=Data Deficient, NE=Not Evaluated, PE=Possibly Extinct, PEW=Possibly Extinct in the Wild, ↓=Decreasing, ↔=Stable, ?=Unknown