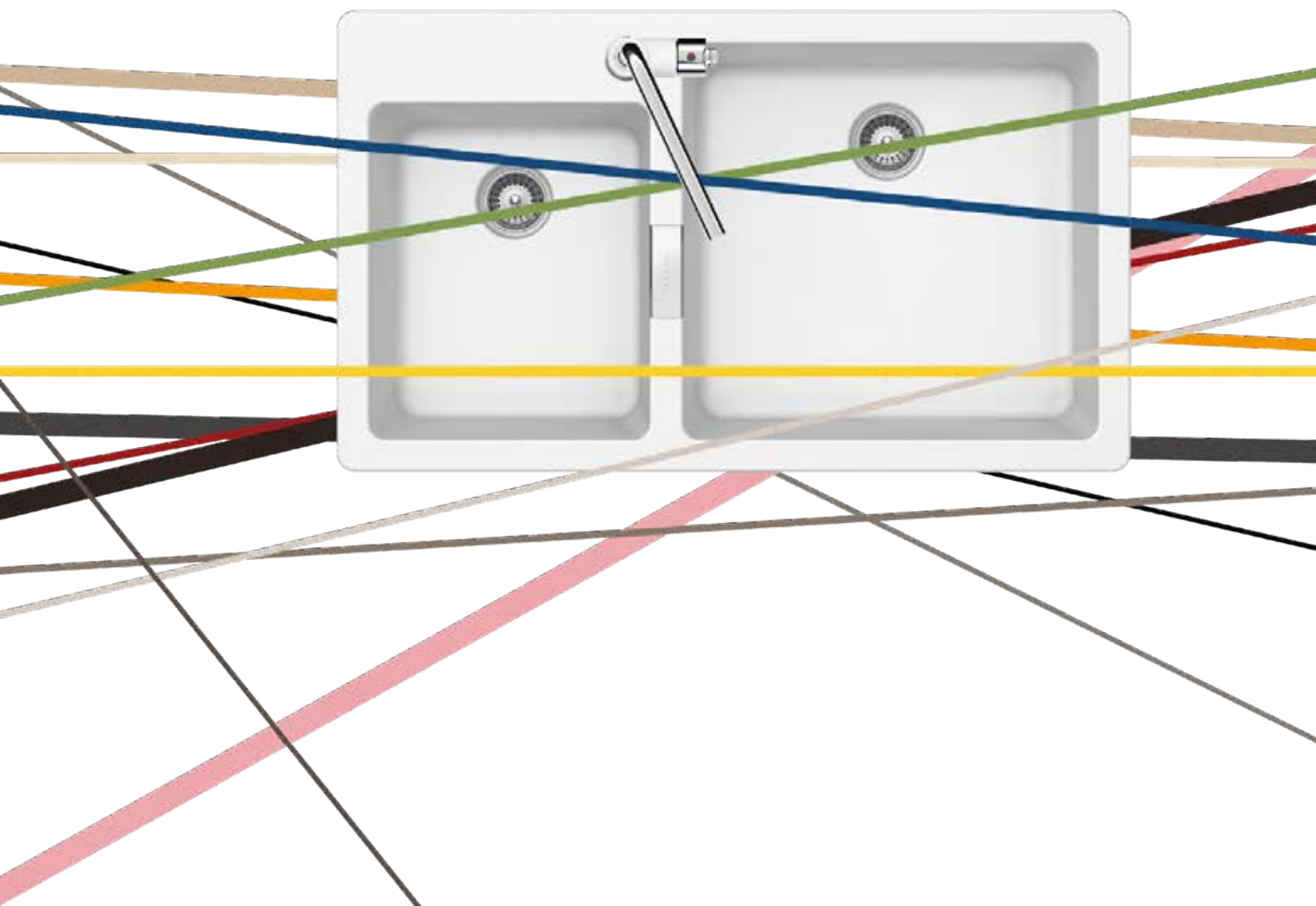




















































SINKS & TAPS  
2014/2015



# **SINKS & TAPS**

	CRISTADUR® ALIVE Page 43	CRISTADUR® ASH Page 51	CRISTADUR® EDO Page 55	CRISTADUR® GALAXY Page 63	CRISTADUR® GRANDO Page 69	CRISTADUR® HORIZONT Page 73
40 <sub>cm</sub>						D-100S  D-100 
45 <sub>cm</sub>						
50 <sub>cm</sub>						
60 <sub>cm</sub>				N-100(Y) 		D-150 
80 <sub>cm</sub>						D-200 
90 <sub>cm</sub>	N-175(Y)  N-200(Y) 	N-175 <b>NEW</b>  N-200 <b>NEW</b> 	N-175(Y) <b>NEW</b>  N-200(Y) <b>NEW</b> 		M-100 	N-200 
Corner-unit						

	CRISTADUR® INSPIRE Page 81	CRISTADUR® LOTUS Page 87	CRISTADUR® MODENA Page 93	CRISTADUR® MONO Page 99	CRISTADUR® MONTANO Page 109	CRISTADUR® OPUS Page 113		
40 <sub>cm</sub>							40 <sub>cm</sub>	
45 <sub>cm</sub>			D-100 	R-100 <b>NEW</b>  D-100S <b>NEW</b> 		D-100 	45 <sub>cm</sub>	
50 <sub>cm</sub>				D-100 			50 <sub>cm</sub>	
60 <sub>cm</sub>				D-150 	D-150 	D-150  N-100 	D-150 	60 <sub>cm</sub>
80 <sub>cm</sub>				C-150 	D-200 		D-200 	80 <sub>cm</sub>
90 <sub>cm</sub>	N-175(Y)  N-200(Y) 				N-200 		N-100XL(Y) 	90 <sub>cm</sub>
Corner-unit								Corner-unit

	CRISTADUR® SIGNUS Page 119	CRISTADUR® SOHO Page 133	CRISTADUR® SUPRA Page 141	CRISTADUR® VALLEY Page 145	CRISTADUR® WATERFALL Page 149
40 <sub>cm</sub>					
45 <sub>cm</sub>	D-100S  D-100 				D-100* 
50 <sub>cm</sub>		N-100S 			D-100 
60 <sub>cm</sub>	D-100L  D-150 	N-100  N-150 			D-150 
80 <sub>cm</sub>	D-175 <b>NEW</b>  D-200  N-100XL(Y)  C-150 			N-100(Y) <b>NEW</b> 	D-200 
90 <sub>cm</sub>	N-175 <b>NEW</b>  N-200 		N-175 		
Corner-unit	C-150 				

\* Installation in 45cm cabinet is possible but the side wall needs a small cutout.

CRISTADUR® – Feel the difference



Magma (97)




Acai (80) **NEW**



Chocolate (86)




Carbonium (90)



Stone (88)




Bronze (87)



Earth (82) **NEW**



Magnolia (89)




Polaris (99)


CRISTADUR® – special colours




Puro (84)\*



Rouge (81)\* **NEW**



Magma Glossy (197)\*\*



Polaris Glossy (199)\*\*


























\* Only for Waterfall range  
 \*\* Only for Mono N-100, Soho N-100 and Soho N-100S  
 Colours may vary due to printing limitations.



























# CRISTADUR®
























– FEEL THE DIFFERENCE


























Nothing is as strong as smoothness and nothing is as smooth as real strength. (\*Ralph W. Sutton)  
 The premium CRISTADUR® material sets extraordinary standards in terms of surface feel, practicality and aesthetics. Its ultra-fine nanostructure creates an enhanced smoothness you can really feel, making our sinks easier to clean than you ever thought possible. Residue that could be a breeding ground for bacteria finds it impossible to stick to the material's surface – it simply runs off. And the visual qualities are sensational. The purest of colours in a range of nuances and an unbelievably gleaming finish underline the exquisite nature of the material and enhance any kitchen.



	CRISTALITE® CAMPUS Page 161	CRISTALITE® CITY Page 171	CRISTALITE® CLASSIC Page 179	CRISTALITE® CREST Page 185	CRISTALITE® DOMUS Page 191	CRISTALITE® EDEN Page 197	CRISTALITE® EURO Page 203
<b>40</b> cm						D-100S <b>NEW</b>  D-100 <b>NEW</b> 	R-100  N-100 
<b>45</b> cm	D-100 				D-100 		
<b>50</b> cm		D-100 					R-100 
<b>60</b> cm	D-100L  D-150 	D-100L  D-150 	N-150(Y) 		D-150 	D-150 <b>NEW</b> 	
<b>80</b> cm	D-200 	D-200 			D-200  N-200 		
<b>90</b> cm	N-175XL  N-200S  N-200 	N-200 				N-175(Y) <b>NEW</b>  N-200(Y) <b>NEW</b> 	
<b>Corner-unit</b>							

	CRISTALITE® FORMHAUS Page 207	CRISTALITE® GEMO Page 215	CRISTALITE® GENIUS Page 219	CRISTALITE® IMAGO Page 227	CRISTALITE® IMPULSE Page 235	CRISTALITE® INSPIRATION Page 239	CRISTALITE® LITHOS Page 247		
								<b>40</b> cm	
	D-100S <b>NEW</b>  D-100 		D-100S  D-100 	D-100 			D-100 	<b>45</b> cm	
								<b>50</b> cm	
	D-100L <b>NEW</b>  D-150 	N-100(Y) 	D-150 	D-100L  D-150 			D-100L <b>NEW</b>  D-150 	<b>60</b> cm	
	D-200 		D-200  C-150 	D-200 			N-175(Y)  N-200(Y) 	D-200  N-200S 	<b>80</b> cm
							N-175 <b>NEW</b>  N-200 <b>NEW</b> 	N-200 	<b>90</b> cm
			C-150 					<b>Corner-unit</b>	

	CRISTALITE <sup>+</sup> MADISON Page 255	CRISTALITE <sup>+</sup> MANHATTAN Page 261	CRISTALITE <sup>+</sup> MAXIM Page 269	CRISTALITE <sup>+</sup> NEMO Page 273	CRISTALITE <sup>+</sup> PRIMUS Page 279	CRISTALITE <sup>+</sup> QUADRO Page 289	CRISTALITE <sup>+</sup> RONDA Page 297
40 <sub>cm</sub>		D-100XS 					
45 <sub>cm</sub>		R-100  D-100S 			D-100 		D-100S  D-100 <i>NEW</i> 
50 <sub>cm</sub>				N-100S 		N-100S 	D-100L <i>NEW</i> 
60 <sub>cm</sub>		D-150  N-150 		N-100 	D-100L  D-150 	N-100  N-150 	
80 <sub>cm</sub>			N-100(Y) <i>NEW</i> 		D-200  N-100XL(Y) 		
90 <sub>cm</sub>	N-175(Y)  N-200(Y) 				N-200 		
Corner-unit					C-200 		

CRISTALITE <sup>+</sup> SOLIDO Page 303	CRISTALITE <sup>+</sup> TYPOS Page 311	CRISTALITE <sup>+</sup> VENUS Page 321	CRISTALITE <sup>+</sup> VIOLA Page 327	CRISTALITE <sup>+</sup> VIRTUS Page 335			
N-50 							40 <sub>cm</sub>
N-75 	D-100S  D-100 		D-100 				45 <sub>cm</sub>
		D-100 					50 <sub>cm</sub>
N-100 	D-100L  D-150S  D-150 	D-150 	D-100L <i>NEW</i>  D-150 				60 <sub>cm</sub>
N-175  N-200 	D-200  C-150 	D-200 	D-200  N-200S 				80 <sub>cm</sub>
	N-200 	N-200 	N-200  N-100XL(Y) 				90 <sub>cm</sub>
	C-150 						Corner-unit

# CRISTALITE+®

CRISTALITE+® – a milestone in the granite sink market, the on-trend material from Schöck, known around the world as the classic granite sink material. The new generation of the classic is a real winner, boasting improved attributes and an attractive range of colours.



**EXTREMELY TOUGH**  
**AND SCRATCH-PROOF**  
 NATURAL,  
**HYGIENE PROTECTION SYSTEM**  
 OPTIMUM **EASE OF CARE**  
 MAXIMUM **COLOUR INTENSITY**  
**MADE IN GERMANY**  
**COLOUR-FAST**  
**AND FOOD-SAFE**

## CRISTALITE+® – standard colours



Nero (13)



Onyx (10)



Croma (49)



Sabbia (58)



Terra (38)



Alpina (07)


## CRISTALITE+® – exclusive colours




Basalt (41) **NEW**




Inox (12)




Mocha (63)



Concrete (42) **NEW**



Colorado (08)




Everest (26)



Crema (14) **NEW**

## CRISTALITE+® – special colours



Pink\* (64)



Sunflower\* (68)



Bright Orange\* (69)



Peppermint Green\* (65)




Ocean Blue\* (67)

\* only Nemo N-100S  
 Colours may vary due to printing limitations.



SCHOCK  
THE WORLD OF **GRANITESINKS**



The <b>company</b> .....	18
Sustainability .....	19
comfotouch .....	20
Technology .....	21
Legend .....	22
Product benefits .....	23
News .....	25

**SINKS**

<b>ALIVE CRISTADUR®</b> .....	43
<b>ASH CRISTADUR®</b> .....	51
<b>EDO CRISTADUR®</b> .....	55
<b>GALAXY CRISTADUR®</b> .....	63
<b>GRANDO CRISTADUR®</b> .....	69
<b>HORIZONT CRISTADUR®</b> .....	73
<b>INSPIRE CRISTADUR®</b> .....	81
<b>LOTUS CRISTADUR®</b> .....	87
<b>MODENA CRISTADUR®</b> .....	93
<b>MONO CRISTADUR®</b> .....	99
<b>MONTANO CRISTADUR®</b> .....	109
<b>OPUS CRISTADUR®</b> .....	113
<b>SIGNUS CRISTADUR®</b> .....	119
<b>SOHO CRISTADUR®</b> .....	133
<b>SUPRA CRISTADUR®</b> .....	141
<b>VALLEY CRISTADUR®</b> .....	145
<b>WATERFALL CRISTADUR®</b> .....	149

<b>CAMPUS CRISTALITE+®</b> .....	161
<b>CITY CRISTALITE+®</b> .....	171
<b>CLASSIC CRISTALITE+®</b> .....	179
<b>CREST CRISTALITE+®</b> .....	185
<b>DOMUS CRISTALITE+®</b> .....	191
<b>EDEN CRISTALITE+®</b> .....	197
<b>EURO CRISTALITE+®</b> .....	203
<b>FORMHAUS CRISTALITE+®</b> .....	207
<b>GEMO CRISTALITE+®</b> .....	215
<b>GENIUS CRISTALITE+®</b> .....	219
<b>IMAGO CRISTALITE+®</b> .....	227
<b>IMPULSE CRISTALITE+®</b> .....	235
<b>INSPIRATION CRISTALITE+®</b> .....	239
<b>LITHOS CRISTALITE+®</b> .....	247
<b>MADISON CRISTALITE+®</b> .....	255
<b>MANHATTAN CRISTALITE+®</b> .....	261
<b>MAXIM CRISTALITE+®</b> .....	269
<b>NEMO CRISTALITE+®</b> .....	273
<b>PRIMUS CRISTALITE+®</b> .....	279
<b>QUADRO CRISTALITE+®</b> .....	289
<b>RONDA CRISTALITE+®</b> .....	297
<b>SOLIDO CRISTALITE+®</b> .....	303

<b>TYPOS CRISTALITE+®</b> .....	311
<b>VENUS CRISTALITE+®</b> .....	321
<b>VIOLA CRISTALITE+®</b> .....	327
<b>VIRTUS CRISTALITE+®</b> .....	335

**TAPS**

<b>ARCADA</b> .....	342
<b>COSMO</b> .....	343
<b>DIKE</b> .....	344
<b>ELARA</b> .....	345
<b>ERIS</b> .....	346
<b>HEKATE</b> .....	347
<b>HERMERA</b> .....	348
<b>HYPERION</b> .....	349
<b>HYPERION FLAT</b> .....	350
<b>IDEOS PREMIUM</b> .....	351
<b>IDEOS PRO</b> .....	352
<b>KARPO</b> .....	353
<b>KARPO PRO</b> .....	354
<b>LEVA</b> .....	355
<b>NEILOS</b> .....	356
<b>NEOS</b> .....	357
<b>NIMBUS</b> .....	358
<b>PHOBOS</b> .....	359
<b>PIEGA</b> .....	360
<b>PILA</b> .....	361
<b>SC-40</b> .....	362
<b>SC-50</b> .....	363
<b>SC-90</b> .....	364
<b>SC-200</b> .....	365
<b>SC-300</b> .....	366
<b>SIMI</b> .....	367
<b>SONO</b> .....	368
<b>URANIA</b> .....	369
<b>WELLUS</b> .....	370

**SOAP DISPENSERS**

<b>AMUR</b> .....	372
<b>LADON</b> .....	373
<b>PUCK</b> .....	374
<b>SANI</b> .....	375

**ACCESSORIES**

.....	377
-------	-----

**SERVICE**

Contact us .....	384
Conditions of sale .....	385

**IMPRINT**

.....	389
-------	-----



SCHOCK's headquarters are located in the Bavarian Forest.  
Schock sinks are produced exclusively in Germany.



SCHOCK's management  
Josef Preuß ( li )  
Ralf Boberg ( re )  
More than 250 people work at Schock.



Schock booth  
Living Kitchen, Cologne 2013  
Product presentation in a "wild twenties" setting.




Schock places great importance on the sustainability of its products and production methods. Production complies with German environmental standards – the most stringent in the world. All Schock sinks are made from long-life, environmentally sound materials. The sinks are manufactured exclusively in Germany to extremely rigorous quality standards.

SCHOCK PLACES  
GREAT IMPORTANCE  
ON SUSTAINABILITY  
AND ENVIRONMENTAL  
PROTECTION.



# COMFO TOUCH®



## A soft touch is all it takes

The electric opening mechanism is the smart and good-looking solution for the discerning customer, adding even more quality to sinks already strong on design. The especially high-grade and hygienic stainless steel surface of the comfotouch® makes for an aesthetic addition to any style of kitchen. The elegant control button is available in round or square format and a soft touch is all it takes for the CE safety certified electronics to open or close the strainer basket automatically. High-tech is just a touch away with comfotouch®.



## SCHOCK TECHNOLOGY

### SCHOCK INVENTED THE GRANITE SINK

Even after more than 30 years, 75% of all granite sinks sold throughout the world are made with the method SCHOCK invented – that's 1.5 million granite sinks a year.

### SCHOCK PREMIUM DESIGN

SCHOCK material technology enables us to create extraordinary designs. Premium sinks from Schock have won numerous design prizes.

### SCHOCK MATERIAL TECHNOLOGY



CRISTALITE+



CRISTADUR®

Since the granite sink was invented, SCHOCK materials have been continually refined and set new standards. This innovative spirit is reflected in more than 90 patents.

### SCHOCK MATERIAL – HARDER THAN GRANITE

The special SCHOCK production method makes CRISTALITE+® and CRISTADUR® extremely tough and harder than granite.

### PROHYGIENIC 21 – THE HYGIENE STANDARD

SCHOCK proHygienic 21 is the natural hygiene protection system for the sink. Its integrated protection mechanism inhibits approximately 95% of bacterial growth.

### SCHOCK DIRT REPELLENT EFFECT

The material's ultra-fine nanostructure means dirt that could be a breeding ground for bacteria finds it impossible to stick to the material's surface.

Installation



Inset



Undermounted



Flush-mounted



Island

Hygiene Protection System



proHygienic 21

Fits Cabinet (cm/inches)



Cabinet



Corner unit size

Depth (cm/inches)



Handing



Right



Left

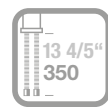


Reversible



Fixed

Taps



Supply hoses  
13 4/5" 350



Faucet turns 130°



Tap with coloured sleeve of solid Schöck material.



Water-saving function



Quarter turn valve



Ultra quiet aerator



Pull-out



Pull-out spray head



Filtered water



Schöck sinks are up to 80% quartz, the hardest constituent of granite. CRISTADUR® and CRISTALITE+® have been specially developed for the demands of the kitchen. The rigours of everyday use vanish without a trace.



**Dirt repellent effect**  
The dirt simply runs off.



**Odour-free**  
Leaves the surface free of smells. LGA 5421357



**Heat-proof**  
Not temperature sensitive. DIN 13310



**Food-safe**  
Absolutely safe material.  
LGA 5631024



**proHygienic 21**  
Non-porous finish leaves no place for bacteria to thrive.



**Impact-resistant**  
Material is much tougher than granite.  
DIN EN438-2



**Stain-resistant**  
Food stains cannot stick.  
LGA 1103



**Made to last**  
Extremely durable.  
DIN 13310



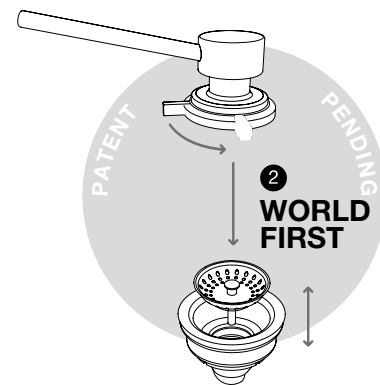


**1 EARTH**

Design is often inspired by nature. A particularly good example of this is the new metallic colourway Earth, a muted brown tone that combines beautifully with pastel shades. A sink in this colourway adds the perfect finishing touch to the lovingly created ambience of a kitchen without compromising on functionality. • All CRISTADUR® models are available in the Earth colourway.

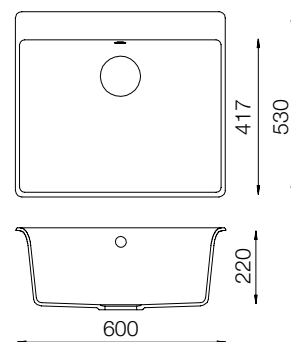
**2 LADON**

Two become one. The patented combination of soap dispenser and control knob for the pop-up waste successfully solves a fundamental problem of contemporary sink designs: many sinks do not have room for more than a control knob, leaving nowhere to put a soap dispenser. • Our Ladon soap dispenser can also operate the pop-up waste, making this problem a thing of the past.



**3 KARPO PRO**

If you like cooking for family and friends, you'll know the value of a premium tap. • The new Karpo Pro leaves nothing to be desired, with its dual spouts allowing you to work ergonomically and efficiently in the kitchen. Functionality and design match that of a professional tap and offer the added bonus of the very latest features such as an environmentally friendly water-saving function. • The Karpo Pro is available in chrome and boasts both a swivel spray head and a fixed spout. Filling numerous pots and pans and even washing them up couldn't be easier with this tap.



**4 GALAXY N-100**

An open floor plan is typical of the large live-in kitchens modelled on the style of an English country house. The kind of place where guests are always welcome. These kitchens inevitably need a voluminous sink to accommodate big pots and roasting pans. • The CRISTADUR® Galaxy N-100 is now at hand, providing a sink with an especially deep bowl and generous external dimensions. The hint of a curve in the drain



cup goes perfectly with the gentle contours that make up the charm of a country kitchen. • The N-100 model is available in 9 CRISTADUR® colourways for inset or undermount. Furthermore there is a N-100Y (undermount only) available.



**reddot design award**  
product design 2013

**1 OUTSTANDING DESIGN**

The parquet floors, high ceilings and double-height windows of period properties positively invite you to mix the style with a modern, international take on interior design. Playing with contrasts enables you to create a style that's all your own. • Classic industrial design in the study can meet rococo in the living room/dining area and contemporary design in the kitchen – the perfect setting for the Mono D-100, winner of the red dot product design award 2013. • The hit design is now also available in a D-100S, D-150 and R-100 version in 9 CRISTADUR® colourways.

**2 SONO**

The Sono tap epitomises the COLOUR YOUR LIFE slogan and is just right for those who want to showcase their own personal taste without breaking with all convention. • The modern diagonal spout with its small diameter is the perfect fit for the contemporary kitchen and makes a pleasant contrast to the ornate architecture of period buildings. • Available in 13 vibrant CRISTALITE+® colourways.

**3 LED**

Light is a fascinating medium for staging rooms and drawing attention to objects. • Fill a CRISTADUR® sink with ice and all of a sudden it becomes an illuminated drinks cooler, taking centre stage at a party. But even in everyday life, the interplay between water and light is a great enhancement for any open-plan kitchen. • LED lighting can be fitted in selected CRISTADUR® and CRISTALITE+® models.







1

**1 CREMA**

Crema, the new CRISTALITE<sup>+</sup> shade of white, has such fantastic material properties that it still looks good after the kids have been trying out their cooking skills in the kitchen – and even earns you compliments when you haven't had time to do a thorough clean before guests arrive. • The creamy-white shade can be combined with almost all colourways and materials, whether you choose matte or glossy doors and drawer fronts and team them with wood, laminate or natural stone worktops. • Most CRISTALITE<sup>+</sup> sinks are available in Crema.

**2 WASTECAP**

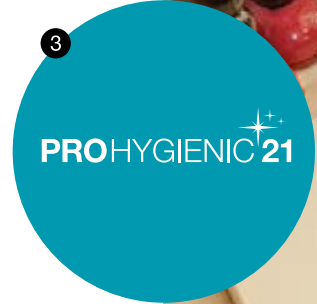
The Wastecap drain cover is not just a practical addition – it adds a quality touch to the design of any sink. If you've got a lot on your plate between breakfast and lunch you won't always have time to give the strainer basket a proper clean. Wastecap is the perfect solution when you're pushed for time, and hides the unclean strainer under an attractive chrome-look cover. • Can be combined with all Schöck sinks.

**3 PRO HYGIENIC 21**

The kitchen is the hub of home life: when it's time to prepare meals, the children will often be there "helping" you. And then it doesn't take much for things to go awry! Making it all the more important to keep the work surfaces clean and safe. • The same goes for the sink. The Schöck proHygienic 21 standard guarantees a natural kitchen environment that's hostile to bacteria, ensuring optimum hygiene and safety while you work. • The patented surface quality and safety have been tested and certified by Germany's LGA.

**4 WATER-SAVING FUNCTION**

A slight resistance built in to the tap lever entices cooks and budding chefs of all ages to save water without even knowing it. • Cuts your water consumption by up to 30%, benefitting the environment and the family finances at once.



3

4


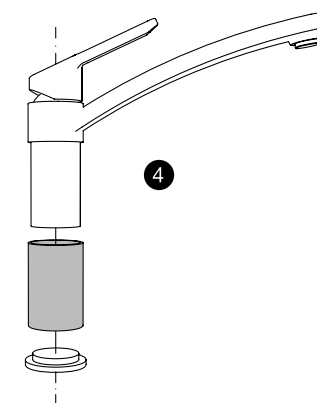
2



40 cm 64 cm	45 cm 69 cm	60 cm 77 cm	60 cm 61 cm	45 cm 47 cm	Cabinet size Width
D-100XS	D-100S	D-150	N-150	R-100	

**1 MANHATTAN D-150**

Every inch of space counts in a shared apartment or studio flat, and this is where the Manhattan range really comes into its own as a spectacular space saver. • At just 770 mm long, the Manhattan D-150 has room for a sink, a half-bowl and a practical draining board. Maximum functionality in a minimum of space. • Our well known models the D-100XS and D-100S have now been joined by the D-150, N-150 and R-100. All versions are available in 13 CRISTALITE+ colourways for inset and undermount installation.



**2 CONCRETE**

The name says it all with this new CRISTALITE+ colourway. A light shade of solid grey, Concrete plays on the colour properties of the on-trend material of the same name, capturing its cool and distanced undertone – just perfect for a contemporary city apartment. • Concrete is a colourway that harmonises especially well with items in stainless steel and natural stone. • Most CRISTALITE+ sinks are available in the Concrete colourway.

**3 BASALT**

A modern, high-contrast interior design is the perfect counterpart to the new CRISTALITE+ colourway, Basalt. This dark colourway in a deep grey turns even a simple, white fitted kitchen into a real designer piece. • Ideal for young design enthusiasts to give any kitchen an urban touch. • The Basalt colourway is available with most CRISTALITE+ models.

**4 SC-90**

Communal living often centres around the kitchen. So naturally there's going to be the odd party here. Good reason to choose an SC tap, with its patented, coloured sleeve that not only looks great but protects the tap from scratches and bumps too. • The new SC-90 provides a quick and easy way to change the tap's sleeve, and with it the colourway, enabling you to showcase your own personal style or simply refresh the tap when a new group of residents moves in. • The tap is available in all CRISTADUR® and CRISTALITE+ colourways.

**5 BAMBOO CHOPPING BOARD**

Bamboo can withstand even heavy-duty use. The innovative raw material with antibacterial properties is thus the ideal chopping board for the kitchen of a shared flat – and is the perfect complement to the Manhattan range.

**1 FLUSH-MOUNT**

When industrial production and high-quality craftsmanship go hand in hand, premium products with a great deal of attention to detail are the result. With sinks, this is particularly apparent when you look at their mode of installation. • Schöck sinks for flush-mounted installation are laboriously and individually customised in Germany to enable stonemasons or carpenters to integrate the sink almost seamlessly into premium work surfaces – a small detail perhaps, but one with a big impact. • In future we will be offering 18 sinks in flush-mounted finish in all of the available CRISTADUR® colourways.

**2 INDUTHERM**

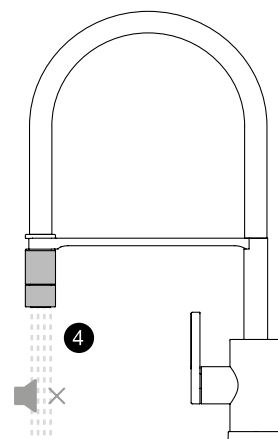
The patented, heatable Indutherm draining board is a luxurious added extra for keen amateur chefs and professionals alike. • The draining board can be heated to approx. 50°C, making it fully suitable as a replacement for a warming drawer. The Indutherm warms plates while the meal is being dishd out, just like in a professional kitchen. The radiant heat also shortens the drying time after the dishes have been washed up. • A must have for kitchen enthusiasts with an eye for the exclusive and the exceptional. • Indutherm is available with selected CRISTADUR® models.

**3 IDEOS PREMIUM**

The difference between taps is like the difference between cars: it's not impossible to get from A to B on the cheap. But a demanding customer will want to look to the premium segment for an especially comfortable driving experience courtesy of high-quality materials, well considered functionality and environmentally friendly technology. • The new Ideos Premium is a tap that meets the highest demands. Premium materials such as stainless steel are teamed with state-of-the-art technologies like an ultra-quiet aerator and a water-saving function. The result is a design that stands out without being obtrusive.

**4 ULTRA-QUIET AERATOR**



Where the premium kitchen and living space melt into one, even the best stereo system is little use if turning the tap on while preparing food fills the room with noise. • The ultra-quiet aerator technology produces an incredibly soft and quiet jet of water without any noticeable reduction in flow. For unadulterated music pleasure. • Selected Schöck Premium taps are fitted with an ultra-quiet aerator.



**5 ROUGE**

If you love your kitchen and you love cooking, you'll have high standards when it comes to quality and design. The rich Rouge colourway turns the sink into a designer eye-catcher in the kitchen and a makes real personal statement. Day by day it symbolises your love of the beautiful things in life and reflects your culinary philosophy – making them apparent to guests at first sight. • The limited edition CRISTADUR® colourway Rouge is available with models in the high-end Waterfall sink range for undermount, inset and flush-mounted installation.





D-100S



D-100

**1 EDEN D-150**


The straight lines and truncated drainer of the Eden D-150 blend perfectly with modern kitchen architecture. The uncompromising, no-fuss design has all the functionality you need and boasts enough space for washing large pots or vases. • Available in 13 contemporary CRISTALITE<sup>+</sup> colourways and in the D-100S, D-100 and D-150 model versions.

**2 COSMO**

For all your customers who dream of realising a modern, high-quality kitchen on a budget, there is now another attractive option available: Schock's new Cosmo tap provides a modern splash of colour in the kitchen with its high-quality powder coated finish and looks great teamed with the smaller CRISTALITE<sup>+</sup> Manhattan or Typos models. • The Cosmo is available on stock in chrome and the 6 CRISTALITE<sup>+</sup> colourways of Alpina, Onyx, Nero, Terra, Croma and Sabbia with a fixed and a pull-out spout.

**3 SF-100 PARTICLE FILTER**

Particularly in old apartment buildings, residents often find grains of sand being washed along with the water and damaging the tap. The SF-100 coarse particle filter protects the cartridge and the aerator when installed between the angle valve and the tap.



[www.schock.de/shop](http://www.schock.de/shop)

It's quick and easy to order any small parts you may be missing from our accessories and spare parts shop, or, if you don't want your service department to do the extra work, you can direct end consumers there yourself.



COSMO with fixed spout



**4 EASY CARE SET**

Removing stubborn grime or limescale is child's play with the EasyCare set. The long-lasting penetrating effect is almost a universal remedy for spots and stains and restores the surface to lasting brightness.

**5 PRO CARE SET**

The new CRISTADUR<sup>®</sup> and CRISTALITE<sup>+</sup> ProCare set gives you an easy and quick way of removing all trace of the years of daily use you've had out of your sink. A real fountain of youth for the sink, rebrightening the surface and getting rid of any light marks.

**6 SB LIGHT DIAMOND DRILL**

Schock's new SB Light diamond drill is another real service revolution. • Starting in 2014, all CRISTADUR<sup>®</sup> models will come complete with a diamond drill, doing away with the need for you to knock out the tap holes. Installation will be quicker and more professional as a result (see the QR code on the left). • Of course you can order the Schock diamond drill separately too.

**TAP HOLE DRILLING**

We would be happy to drill out the tap holes for you on an order-by-order basis so that you don't need to knock out the partially drilled holes yourself. Simply specify when placing your order which holes you want drilled out. Ideal for clean and quick installation in your customer's kitchen.

COLOUR

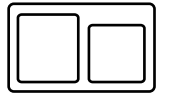
YOU R

LIFE

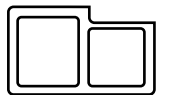
SINKS  
**CRISTADUR®**

# CRISTADUR® ALIVE

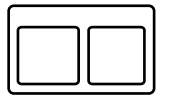
ALIVE



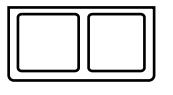
N-175



N-175Y



N-200



N-200Y



Sink: ALIVE N-175  
Tap: SCHOCK SONO



[www.schock.de/alive](http://www.schock.de/alive)

6:27 am, Venice in the morning,  
I feel excited and alive!

# DASHING COLOURS

At SCHOCK, we take pride in creating the finest premium quality granite composite sinks available in the world. But design is nothing without colour. For 2014 and 2015 we offer the Alive range in 9 elegant and dramatic hues to choose from.

Available in CRISTADUR® models, we bring inviting splashes of colour in the form of Acai and Bronze. Soft blushed tones of umber and berry-inspired reds, Acai brings a fresh flavor to your kitchen design.

The deep richness of Bronze creates a look that is new and timeless at once. Like all SCHOCK colours, these pair beautifully with many popular granite and composite counter-tops.







CRISTADUR®  
ALIVE

CRISTADUR®  
- feel the difference

Stone (88)

Carbonium (80)

Polaris (89)

Chocolate (86)

Magnolia (88)

Acai (80)

Earth (82)

Magma (87)

Bronze (87)

CRISTADUR®  
**ALIVE N-175**

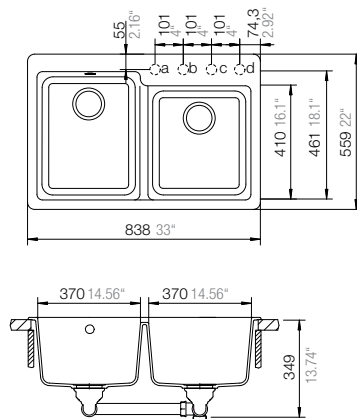


**Product benefits**

- Pure luxury in the kitchen thanks to the silky-smooth feel of CRISTADUR®.
- Combines perfectly with the SC-300 tap in the same colour.
- Extra functionality can be added in the form of accessories such as LED-light or comfotouch.

**Installation measurements**

PDF/DXF: [www.schock.de/ALIN175](http://www.schock.de/ALIN175)



**Article no.**

- ALI N 175 A**
- ALI N 175 U**

**Optional accessories** (See pages 378-381)

	Automatic drain kit <b>629326PD</b>	Manual drain kit..... <b>629325</b>
		Syphon..... <b>629229</b>
		Easy Care..... <b>629018</b>
		Easy Care Brightener..... <b>629019</b>
		Undermount clamps..... <b>6.3016/8</b>
	LED-light <b>629024</b>	Pro Care..... <b>629099</b>
		Waste cap..... <b>628152</b>

**Inclusive**

- Diamond drill SB Light  
**629095**

CRISTADUR®  
**ALIVE N-175Y**

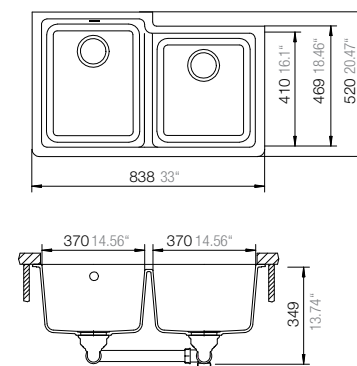


**Product benefits**

- The integral proHygienic 21 protection helps put your mind at rest when preparing fresh food.
- This sink is a real highlight in the kitchen with nine gleaming CRISTADUR® colourways to choose from.
- Easy to clean – dirt finds it virtually impossible to stick to the surface thanks to the CRISTADUR® dirt repellent effect.

**Installation measurements**

PDF/DXF: [www.schock.de/ALIN175Y](http://www.schock.de/ALIN175Y)



**Article no.**

- ALI N 175Y U**

**Optional accessories** (See pages 378-381)

	Automatic drain kit <b>629326PD</b>	Manual drain kit..... <b>629325</b>
		Syphon..... <b>629229</b>
		Easy Care..... <b>629018</b>
		Easy Care Brightener..... <b>629019</b>
		Undermount clamps..... <b>6.3016/8</b>
	LED-light <b>629024</b>	Pro Care..... <b>629099</b>
		Waste cap..... <b>628152</b>



CRISTADUR®  
ALIVE

CRISTADUR®  
- feel the difference

Stone (88)

Carbonium (80)

Polaris (89)

Chocolate (86)

Magnolia (88)

Acai (80)

Earth (82)

Magma (87)

Bronze (87)



CRISTADUR®  
**ALIVE N-200**

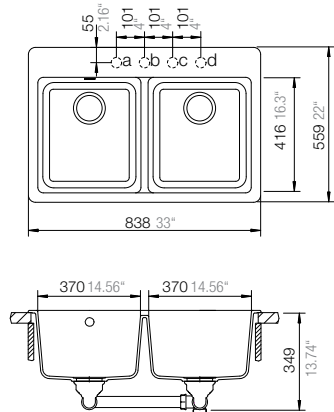


**Product benefits**

- Designed with straight lines and appeal, this sink fits perfectly into any style of kitchen.
- Combines perfectly with the Piegap tap in the same colour.
- This sink is a real highlight in the kitchen with nine gleaming CRISTADUR® colourways to choose from.

**Installation measurements**

PDF/DXF: [www.schock.de/ALIN200](http://www.schock.de/ALIN200)



**Article no.**

- ALI N 200 A**
- ALI N 200 U**

**Inclusive**

- Diamond drill SB Light **629095**

**Optional accessories** (See pages 378-381)

- |  |  |   |
|--|--|---|
|  | Automatic drain kit<br><b>629326PD</b> | Manual drain kit..... <b>629325</b>     |
|  |  | Syphon..... <b>629229</b>               |
|  |  | Easy Care..... <b>629018</b>            |
|  |  | Easy Care Brightener..... <b>629019</b> |
|  |  | Undermount clamps..... <b>6.3016/8</b>  |
|  | LED-light<br><b>629024</b>             | Pro Care..... <b>629099</b>             |
|  |  | Waste cap..... <b>628152</b>            |

CRISTADUR®  
**ALIVE N-200Y**

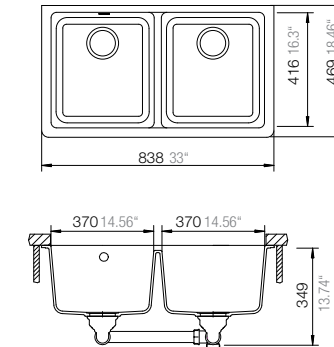


**Product benefits**

- Incredibly spacious with two large bowls. Rear set drains. Clean edges and ample radius in corners.
- Combines perfectly with the Piegap tap in the same colour.
- This sink is a real highlight in the kitchen with nine gleaming CRISTADUR® colourways to choose from.

**Installation measurements**

PDF/DXF: [www.schock.de/ALIN200Y](http://www.schock.de/ALIN200Y)



**Article no.**

- ALI N 200Y U**

**Optional accessories** (See pages 378-381)

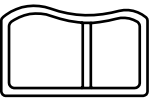
- |  |  |   |
|--|--|---|
|  | Automatic drain kit<br><b>629326PD</b> | Manual drain kit..... <b>629325</b>     |
|  |  | Syphon..... <b>629229</b>               |
|  |  | Easy Care..... <b>629018</b>            |
|  |  | Easy Care Brightener..... <b>629019</b> |
|  |  | Undermount clamps..... <b>6.3016/8</b>  |
|  | LED-light<br><b>629024</b>             | Pro Care..... <b>629099</b>             |
|  |  | Waste cap..... <b>628152</b>            |



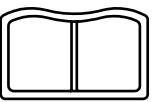
8:27 am, London city, tradition meets style.

# CRISTADUR® ASH

ASH



N-175



N-200

Sink: ASH **N-175**  
Tap: SCHOCK **KARPO PRO**



[www.schock.de/ash](http://www.schock.de/ash)

# CRISTADUR® ASH



## CRISTADUR® ASH N-175

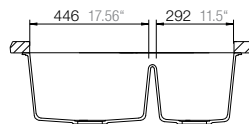
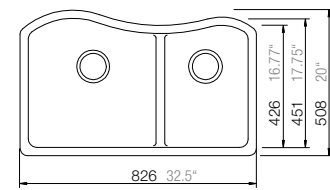


### Product benefits


- Pure luxury in the kitchen thanks to the silky-smooth feel of CRISTADUR®.
- Combines perfectly with the Schöck Ideos Premium tap in chrome.

### Installation measurements



PDF/DXF: [www.schock.de/ASHN175](http://www.schock.de/ASHN175)



### Article no.

 **ASH N 175 U**

### Optional accessories (See pages 378-381)

	comfotouch <b>629830</b>	Manual drain kit.....	<b>629861</b>
	LED-light <b>629024</b>	Easy Care.....	<b>629018</b>
		Easy Care Brightener.....	<b>629019</b>
		Undermount clamps.....	<b>6.3016/6</b>
		Pro Care.....	<b>629099</b>
		Waste cap.....	<b>628152</b>

## CRISTADUR® ASH N-200

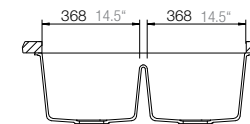
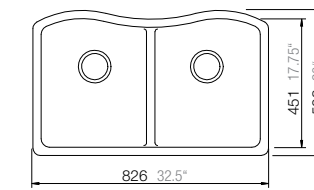


### Product benefits

- This sink is a real highlight in the kitchen with seven gleaming CRISTADUR® colours to choose from.
- The combination of classic design and ultra-modern materials creates an exceptionally high-grade sink.
- Exceptional performance thanks to Schöck proHygienic21.

### Installation measurements



PDF/DXF: [www.schock.de/ASHN200](http://www.schock.de/ASHN200)



### Article no.

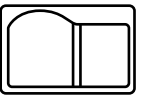
 **ASH N 200 U**

### Optional accessories (See pages 378-381)

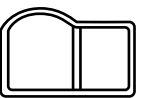
	comfotouch <b>629830</b>	Manual drain kit.....	<b>629861</b>
	LED-light <b>629024</b>	Easy Care.....	<b>629018</b>
		Easy Care Brightener.....	<b>629019</b>
		Undermount clamps.....	<b>6.3016/6</b>
		Pro Care.....	<b>629099</b>
		Waste cap.....	<b>628152</b>

# CRISTADUR® EDO

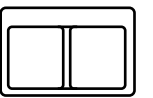
EDO



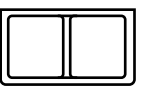
N-175



N-175Y



N-200



N-200Y



NEW

Sink: EDO **N-175**  
Tap: SCHOCK **KARPO PRO**



[www.schock.de/edo](http://www.schock.de/edo)

2:17 pm, London city,  
crossing the river Themse

CRISTADUR®  
- feel the difference

Bronze (87)

Stone (88)


Chocolate (88)

Acai (89)

Polaris (99)

Magma (97)

Earth (82)



CRISTADUR®  
**EDO N-175**

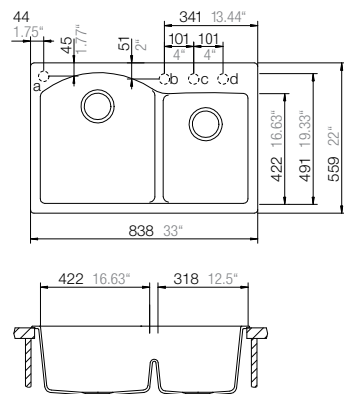


**Product benefits**

- Maximum space achieved for your biggest chores with elegantly rounded low-divider.
- With 7 intense colours to choose from, this sink adds that decisive splash of colour to the kitchen.
- Combines perfectly with the Schock SC-90 tap with CRISTADUR® sleeves in the same colour.

**Installation measurements**



PDF/DXF: [www.schock.de/EDON175](http://www.schock.de/EDON175)



**Article no.**

-  **EDO N 175 A**
-  **EDO N 175 U**

**Optional accessories** (See pages 378-381)

	comfotouch <b>629830</b>	Manual drain kit..... <b>629861</b>
	LED-light <b>629024</b>	Easy Care..... <b>629018</b> Easy Care Brightener..... <b>629019</b>
		Undermount clamps..... <b>6.3016/6</b>
		Pro Care..... <b>629099</b> Waste cap..... <b>628152</b>

**Inclusive**

-  Diamond drill SB Light  
**629095**

CRISTADUR®  
**EDO N-175Y**

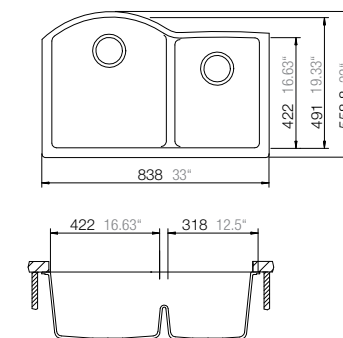


**Product benefits**

- Rear set drains increase flat surface to protect stemware.
- The integral proHygienic 21 protection helps put your mind at rest when preparing fresh food.
- Extra functionality can be added in the form of accessories such as a soap dispenser.

**Installation measurements**



PDF/DXF: [www.schock.de/EDON175Y](http://www.schock.de/EDON175Y)



**Article no.**

-  **EDO N 175Y A**
-  **EDO N 175Y U**

**Optional accessories** (See pages 378-381)

	comfotouch <b>629830</b>	Manual drain kit..... <b>629861</b>
	LED-light <b>629024</b>	Easy Care..... <b>629018</b> Easy Care Brightener..... <b>629019</b>
		Undermount clamps..... <b>6.3016/6</b>
		Pro Care..... <b>629099</b> Waste cap..... <b>628152</b>

CRISTADUR®  
- feel the difference

Bronze (87)

Stone (88)

Chocolate (86)

Acai (80)

Polaris (99)

Magma (97)

Earth (82)



CRISTADUR®  
**EDO N-200**

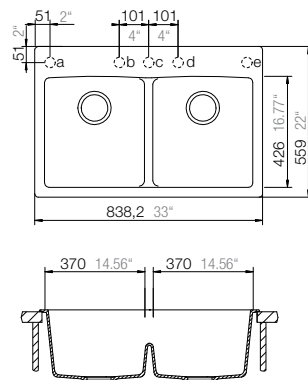


**Product benefits**


- Maximum space achieved for your biggest chores with elegantly rounded low-divider.
- Combines perfectly with the Sono tap in the same colour.
- Rear set drains maximize flat surfaces to protect stemware.

**Installation measurements**



PDF/DXF: [www.schock.de/EDON200](http://www.schock.de/EDON200)




**Article no.**

-  **EDO N 200 A**
-  **EDO N 200 U**

**Optional accessories** (See pages 378-381)

	comfotouch <b>629830</b>	Manual drain kit..... <b>629861</b>
	LED-light <b>629024</b>	Easy Care..... <b>629018</b> Easy Care Brightener..... <b>629019</b>
		Undermount clamps..... <b>6.3016/6</b>
		Pro Care..... <b>629099</b> Waste cap..... <b>628152</b>

**Inclusive**

-  Diamond drill SB Light  
**629095**

CRISTADUR®  
**EDO N-200Y**

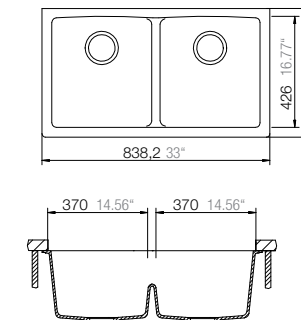


**Product benefits**

- Pure luxury in the kitchen thanks to the silky-smooth feel of CRISTADUR®.
- Additional functions can be added in the form of optional accessories such as a high-quality soap dispenser.

**Installation measurements**



PDF/DXF: [www.schock.de/EDON200Y](http://www.schock.de/EDON200Y)




**Article no.**

-  **EDO N 200Y U**

**Optional accessories** (See pages 378-381)

	comfotouch <b>629830</b>	Manual drain kit..... <b>629861</b>
	LED-light <b>629024</b>	Easy Care..... <b>629018</b> Easy Care Brightener..... <b>629019</b>
		Undermount clamps..... <b>6.3016/6</b>
		Pro Care..... <b>629099</b> Waste cap..... <b>628152</b>

# Hand made in Germany



Quartz sand mined in Germany



Patented German technology



All sinks are exclusively produced in Germany



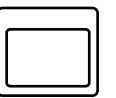
Highest German quality standards






# CRISTADUR® GALAXY

GALAXY



N-100



N-100Y



Sink: GALAXY N-100  
Tap: SCHOCK COSMO



[www.schock.de/galaxy](http://www.schock.de/galaxy)

9:45 pm, BERLIN, it's like a different galaxy, I have to see the city from above, going to the Fernsehturm at Alexanderplatz.

# COUNTLESS POSSIBILITIES

Elegant touches like a custom-fit bottom-grid, colour-matched taps, draining colanders or a handsome cutting board complete your new sophisticated sink area. SCHOCK offers a large variety of different accessories for your sink.



CRISTADUR®  
- feel the difference



Stone (88)

Carbonium (80)

Polaris (89)

Chocolate (86)

Magnolia (88)

Acai (80)

Earth (82)

Magma (87)

Bronze (87)

CRISTADUR®  
**GALAXY N-100**

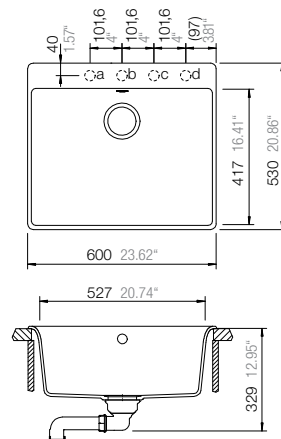


**Product benefits**

- The integral proHygienic 21 protection in CRISTADUR® helps put your mind at rest when preparing fresh food.
- The long tap-hole platform can be equipped with up to four holes.
- A modern sink with a very large, deep bowl which can be enhanced by optional LED lighting.

**Installation measurements**

PDF/DXF: [www.schock.de/GAXN100](http://www.schock.de/GAXN100)



**Article no.**

- GAX N 100 A**
- GAX N 100 U**

**Inclusive**

- Diamond drill SB Light **629095**

**Optional accessories** (See pages 378-381)

	Bottom grid <b>629122/GAXN100</b>	Manual drain kit..... <b>629323</b> Syphon..... <b>629229</b>
	Automatic drain kit <b>629324PD</b>	comfotouch..... <b>629830</b> LED-light..... <b>629024/3</b>
		Easy Care..... <b>629018</b> Easy Care Brightener..... <b>629019</b>
		Undermount clamps..... <b>6.3016/4</b>
		Pro Care..... <b>629099</b> Waste cap..... <b>628152</b>

CRISTADUR®  
**GALAXY N-100Y**

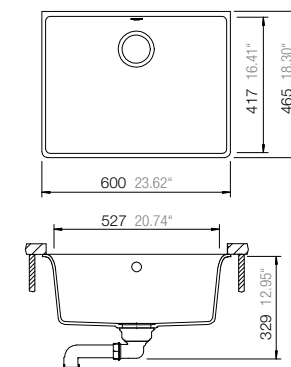


**Product benefits**

- Undermount version allows for side mounted tap.
- With nine intense colours to choose from, this sink adds that decisive splash of colour to the kitchen.
- Combines perfectly with the Schock taps with matching sleeves.

**Installation measurements**

PDF/DXF: [www.schock.de/GAXN100Y](http://www.schock.de/GAXN100Y)



**Article no.**

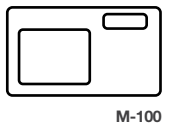
- GAX N 100Y U**

**Optional accessories** (See pages 378-381)

	Bottom grid <b>629122/GAXN100</b>	Manual drain kit..... <b>629325</b> Syphon..... <b>629229</b>
	Automatic drain kit <b>629326PD</b>	comfotouch..... <b>629830</b> LED-light..... <b>629024</b>
		Easy Care..... <b>629018</b> Easy Care Brightener..... <b>629019</b>
		Undermount clamps..... <b>6.3016/8</b>
		Pro Care..... <b>629099</b> Waste cap..... <b>628152</b>

# CRISTADUR® GRANDO

5:57 am, Paris, arrived  
during the night, jogging  
in the morning, feeling  
good.



M-100



Sink: GRANDO **M-100**  
Tap: SCHOCK **IDEOS PREMIUM**



[www.schock.de/grando](http://www.schock.de/grando)

CRISTADUR®  
- feel the difference

Stone (88)

Carbonium (80)

Polaris (89)

Chocolate (86)

Magnolia (89)

Acai (80)

Earth (82)

Magma (97)

Bronze (87)



CRISTADUR®  
**GRANDO M-100**

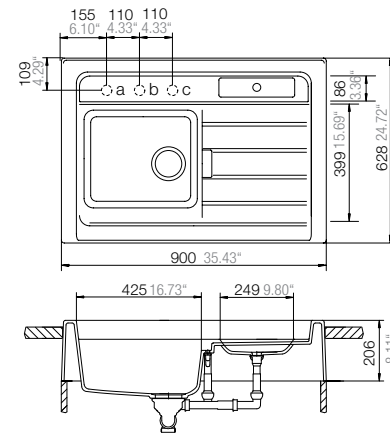


**Product benefits**

- Sink module that blends perfectly with the modern country kitchen.
- The large single bowl can be equipped with a useful chopping board.
- This sink will turn heads in the kitchen in its gleaming CRISTADUR® colourway.

**Installation measurements**

PDF/DXF: [www.schock.de/GRAM100](http://www.schock.de/GRAM100)



**Article no.**



**GRA M 100**

**Optional accessories** (See pages 378-381)



Chopping board, glass  
**629028** black

Syphon..... **629229**  
comfotouch..... **629830**  
LED-light..... **629024**



Automatic drain kit  
**629306PD**

Easy Care..... **629018**  
Easy Care Brightener..... **629019**

Pro Care..... **629099**  
Waste cap..... **628152**  
Indutherm..... **629100**

**Inclusive**



Diamond drill SB Light  
**629095**




CRISTADUR®  
GRANDO

GRANDO

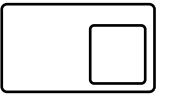


8:32 pm, Lisbon, the end of Europe,  
hotel in the great historic city,  
need some sleep.

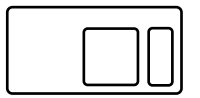
# CRISTADUR® HORIZONT



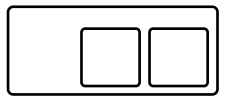
D-100S



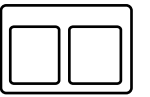
D-100



D-150



D-200



N-200



Sink: HORIZONT **D-150**  
Tap: SCHOCK **HYPERION FLAT**



[www.schock.de/horizont](http://www.schock.de/horizont)

# CRISTADUR® HORIZONT



not reversible



not reversible

## CRISTADUR® HORIZONT D-100S

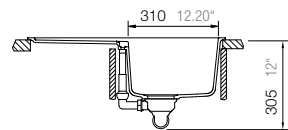
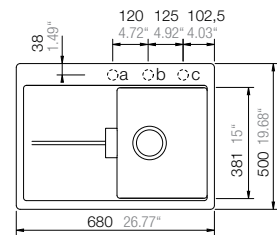


### Product benefits

- The integral proHygienic 21 protection in CRISTADUR® helps put your mind at rest when preparing fresh food.
- The shorter design makes it perfectly suited to the modern kitchen suites in city and studio apartments.
- Optionally available LED lighting makes the sink a real eye-catcher.

### Installation measurements

PDF/DXF: [www.schock.de/HOND100S](http://www.schock.de/HOND100S)



### Article no.

- HON D 100S A**
- HON D 100S U**
- HON D 100S FB**

### Optional accessories (See pages 378-381)

	Chopping board, glass <b>629076</b> black	Manual drain kit..... <b>629395</b> Syphon..... <b>629229</b>
	Strainer bowl <b>629051</b>	comfotouch..... <b>629830</b> LED-light..... <b>629024</b>
	Automatic drain kit <b>629368PD</b>	Easy Care..... <b>629018</b> Easy Care Brightener..... <b>629019</b>
		Undermount clamps..... <b>6.3016/4</b> Pro Care..... <b>629099</b> Waste cap..... <b>628152</b>

### Inclusive

- Diamond drill SB Light  
**629095**

## CRISTADUR® HORIZONT D-100

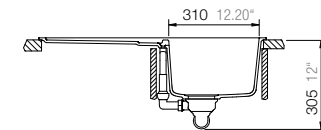
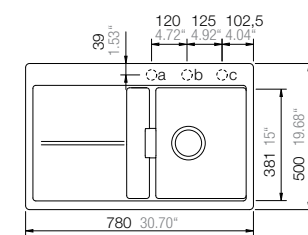


### Product benefits

- An exceptionally beautiful design featuring straight lines very much in the contemporary kitchen style.
- Remarkably easy to clean – dirt finds it virtually impossible to stick to the surface thanks to the CRISTADUR® dirt repellent effect.
- Available in three different installation options for maximum flexibility in kitchen planning.

### Installation measurements

PDF/DXF: [www.schock.de/HOND100](http://www.schock.de/HOND100)



### Article no.

- HON D 100 A**
- HON D 100 U**
- HON D 100 FB**

### Optional accessories (See pages 378-381)

	Chopping board, glass <b>629076</b> black	Manual drain kit..... <b>629370</b> Syphon..... <b>629229</b>
	Strainer bowl <b>629051</b>	comfotouch..... <b>629830</b> LED-light..... <b>629024</b>
	Automatic drain kit <b>629371PD</b>	Easy Care..... <b>629018</b> Easy Care Brightener..... <b>629019</b>
		Undermount clamps..... <b>6.3016/6</b> Pro Care..... <b>629099</b> Waste cap..... <b>628152</b> Indutherm..... <b>629100</b>

### Inclusive

- Diamond drill SB Light  
**629095**



# CRISTADUR® HORIZONT



not reversible



not reversible

CRISTADUR®  
- feel the difference

Stone (88)

Carbonium (80)

Chocolate (86)

Acai (80)

Magma (87)

Polaris (89)

Magnolia (88)

Earth (82)

Bronze (87)

## CRISTADUR® HORIZONT D-150

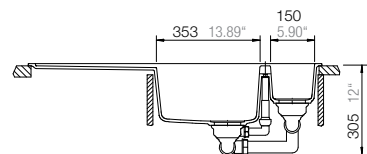
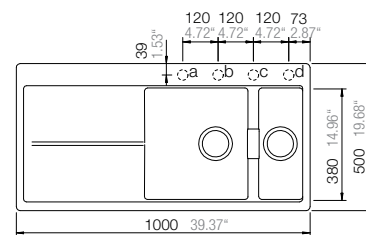


### Product benefits

- The exceptionally beautiful design with its straight lines has won numerous prizes.
- Unique designer glass chopping boards provide flush-mounted coverage and add to the sink's quality look.
- Pure luxury in the kitchen thanks to the silky-smooth feel of CRISTADUR®.

### Installation measurements

PDF/DXF: [www.schock.de/HOND150](http://www.schock.de/HOND150)



### Article no.

- HON D 150 A**
- HON D 150 U**
- HON D150 FB**

### Optional accessories (See pages 378-381)



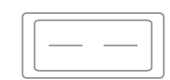
Chopping board, glass  
**629064** black, small or  
**629075** black, large

- Chopping board green, small.....**629064/1**
- Chopping board green, large.....**629075/1**
- Manual drain kit.....**629372**
- Syphon.....**629229**

- Pro Care.....**629099**
- Waste cap.....**628152**
- Indutherm.....**629100**

### Inclusive

- Diamond drill SB Light  
**629095**



Strainer bowl  
**629051**

- comfotouch.....**629830**
- LED-light.....**629024**

- Easy Care.....**629018**
- Easy Care Brightener.....**629019**
- Undermount clamps.....**6.3016/6**



Automatic drain kit  
**629373PD**

## CRISTADUR® HORIZONT D-200

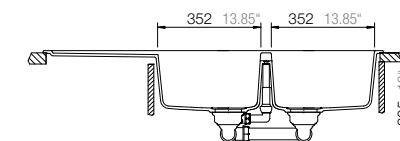
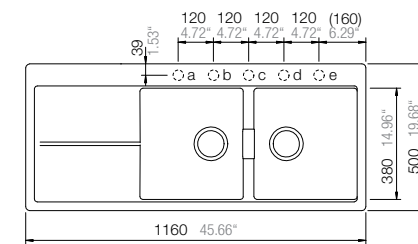


### Product benefits

- Exceptional freedom with two large bowls and a sizeable draining board.
- Combines perfectly with the Schock Nimbus taps with CRISTADUR® sleeves.
- The long tap-hole platform can be equipped with up to five holes.

### Installation measurements

PDF/DXF: [www.schock.de/HOND200](http://www.schock.de/HOND200)



### Article no.

- HON D 200 A**
- HON D 200 U**
- HON D 200 FB**

### Optional accessories (See pages 378-381)



Chopping board, glass  
**629076** black

- Manual drain kit.....**629372**
- Syphon.....**629229**
- comfotouch.....**629830**
- LED-light.....**629024**



Strainer bowl  
**629051**

- Easy Care.....**629018**
- Easy Care Brightener.....**629019**



Automatic drain kit  
**629373PD**

- Undermount clamps.....**6.3016/8**
- Pro Care.....**629099**
- Waste cap.....**628152**
- Indutherm.....**629100**

### Inclusive

- Diamond drill SB Light  
**629095**





not reversible

CRISTADUR®  
**HORIZONT N-200**

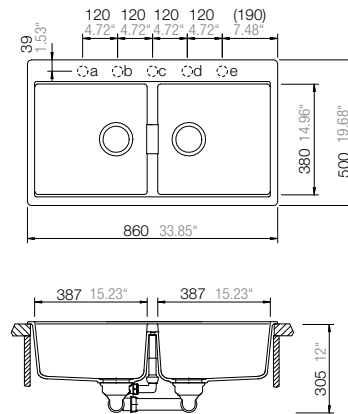


**Product benefits**

- An exceptionally smooth design featuring straight lines very much in the contemporary kitchen style.
- Remarkably easy to clean – dirt finds it virtually impossible to stick to the surface thanks to the CRISTADUR® dirt repellent effect.
- Exceptional freedom with two large bowls.

**Installation measurements**


PDF/DXF: [www.schock.de/HONN200](http://www.schock.de/HONN200)



**Article no.**

- HON N 200 A**
- HON N 200 U**
- HON N 200 FB**

**Optional accessories** (See pages 378-381)



Chopping board, glass  
**629064** black or  
**629064/1** green



Strainer bowl  
**629051**



Automatic drain kit  
**629373PD**

- Manual drain kit.....**629372**
- Syphon.....**629229**
- comfotouch.....**629830**
- LED-light.....**629024**
- Easy Care.....**629018**
- Easy Care Brightener.....**629019**
- Undermount clamps.....**6.3016/8**
- Pro Care.....**629099**
- Waste cap.....**628152**

**Inclusive**

- Diamond drill SB Light  
**629095**

perfect  
integration



CHOPPINGBOARD / GLASS

- 629064** black, small
- 629075** black, large

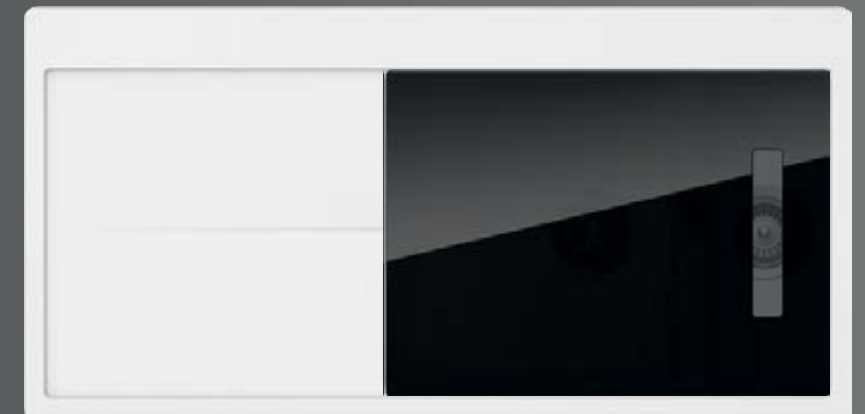


CHOPPINGBOARD / GLASS

- 629064** black, small

STRAINER BOWL

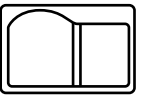
- 629051**



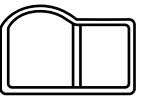
CHOPPINGBOARD / GLASS

- 629075** black, large

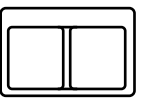
# CRISTADUR® INSPIRE



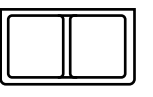
N-175



N-175Y



N-200



N-200Y



9:48 am, Lisbon, enjoying a boat trip,  
feeling comfortable and relaxed.

Sink: INSPIRE N-175  
Tap: SCHOCK COSMO



[www.schock.de/inspire](http://www.schock.de/inspire)

# CRISTADUR® INSPIRE



## CRISTADUR® INSPIRE N-175

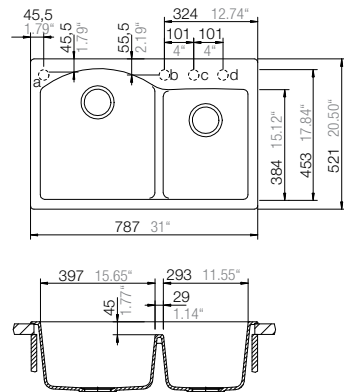


### Product benefits

- Pure luxury in the kitchen thanks to the silky-smooth feel of CRISTADUR®.
- Combines perfectly with the Schock SC-300 tap with CRISTADUR® sleeves.
- Available in two different installation options for more flexibility in kitchen planning.

### Installation measurements



PDF/DXF: [www.schock.de/INPN175](http://www.schock.de/INPN175)



### Article no.

-  **INP N 175 A**
-  **INP N 175 U**

### Optional accessories (See pages 378-381)

	comfotouch <b>629830</b>	Manual drain kit..... <b>629861</b>
	LED-light <b>629024</b>	Easy Care..... <b>629018</b>
		Easy Care Brightener..... <b>629019</b>
		Undermount clamps..... <b>6.3016/8</b>
		Pro Care..... <b>629099</b>
		Waste cap..... <b>628152</b>

### Inclusive

-  Diamond drill SB Light  
**629095**

## CRISTADUR® INSPIRE N-175Y

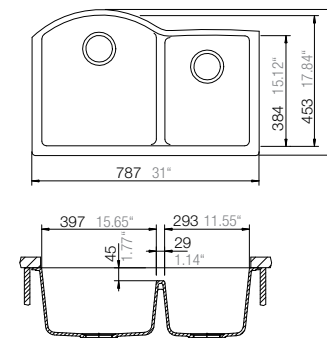


### Product benefits

- CRISTADUR® sets extraordinary standards in terms of surface feel, practicality and aesthetics.
- Exceptional freedom with two large bowls.
- Extra functionality can be added in the form of accessories such as comfotouch and LED-light.

### Installation measurements



PDF/DXF: [www.schock.de/INPN175Y](http://www.schock.de/INPN175Y)



### Article no.

-  **INP N 175Y U**

### Optional accessories (See pages 378-381)

	comfotouch <b>629830</b>	Manual drain kit..... <b>629861</b>
	LED-light <b>629024</b>	Easy Care..... <b>629018</b>
		Easy Care Brightener..... <b>629019</b>
		Undermount clamps..... <b>6.3016/8</b>
		Pro Care..... <b>629099</b>
		Waste cap..... <b>628152</b>

# CRISTADUR® INSPIRE



## CRISTADUR® INSPIRE N-200

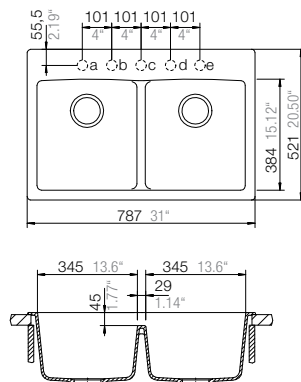


### Product benefits

- CRISTADUR® sets extraordinary standards in terms of surface feel, practicality and aesthetics.
- Exceptional freedom with two large bowls.
- Extra functionality can be added in the form of accessories such as comfotouch and LED-light.

### Installation measurements

PDF/DXF: [www.schock.de/INPN200](http://www.schock.de/INPN200)



### Article no.

- INP N 200 A**
- INP N 200 U**

### Optional accessories (See pages 378-381)

	comfotouch <b>629830</b>	Manual drain kit..... <b>629861</b>
	LED-light <b>629024</b>	Easy Care..... <b>629018</b>
		Easy Care Brightener..... <b>629019</b>
		Undermount clamps..... <b>6.3016/8</b>
		Pro Care..... <b>629099</b>
		Waste cap..... <b>628152</b>

### Inclusive

- Diamond drill SB Light  
**629095**

## CRISTADUR® INSPIRE N-200Y

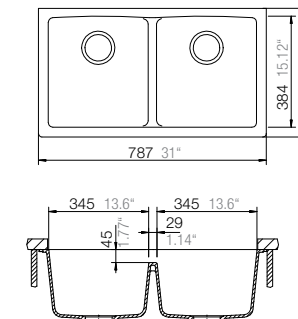


### Product benefits

- Incredibly spacious with two large bowls. Combines perfectly with the Schock Ideos Premium tap.
- With 7 intense colours to choose from, this sink adds that decisive splash of colour to the kitchen.

### Installation measurements

PDF/DXF: [www.schock.de/INPN200Y](http://www.schock.de/INPN200Y)



### Article no.

- INP N 200Y U**

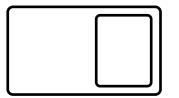
### Optional accessories (See pages 378-381)

	comfotouch <b>629830</b>	Manual drain kit..... <b>629861</b>
	LED-light <b>629024</b>	Easy Care..... <b>629018</b>
		Easy Care Brightener..... <b>629019</b>
		Undermount clamps..... <b>6.3016/8</b>
		Pro Care..... <b>629099</b>
		Waste cap..... <b>628152</b>

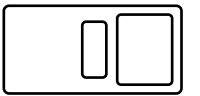
7:31 pm,  
first time to Asia,  
overwhelmed by the  
intense atmosphere,  
looking for some  
traditional food



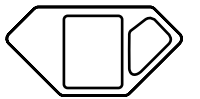
# CRISTADUR® LOTUS



D-100



D-150




C-150



Sink: LOTUS D-150  
Tap: SCHOCK SC-90



[www.schock.de/lotus](http://www.schock.de/lotus)



CRISTADUR®  
**LOTUS D-100**

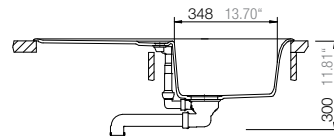
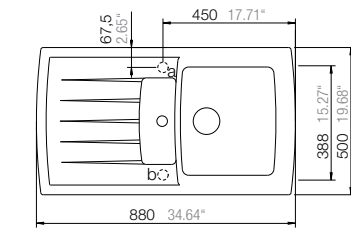


**Product benefits**

- Exceptional material properties thanks to the CRISTADUR® dirt repellent effect and Schock proHygienic 21.
- Available in two different installation options.
- Classic sink design for the quality kitchen with an elegant rim all round.

**Installation measurements**

PDF/DXF: [www.schock.de/LOTD100](http://www.schock.de/LOTD100)



**Article no.**

- LOT D 100 A**
- LOT D 100 U**

**Optional accessories** (See pages 378-381)

	Chopping board, glass <b>629046*</b> black or <b>629045*</b> white	Manual drain kit ..... <b>629382</b> Syphon..... <b>629229</b>
	Wire basket <b>629194</b>	comfotouch..... <b>629830</b> LED-light..... <b>629024</b>
	Automatic drain kit <b>629383PD</b>	Easy Care..... <b>629018</b> Easy Care Brightener..... <b>629019</b>
		Undermount clamps..... <b>6.3016/10</b>
		Pro Care..... <b>629099</b> Waste cap..... <b>628152</b>

**Inclusive**

- Diamond drill SB Light  
**629095**

\* Please specify **U** = Undermounted

CRISTADUR®  
**LOTUS D-150**

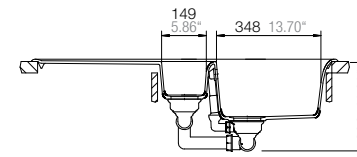
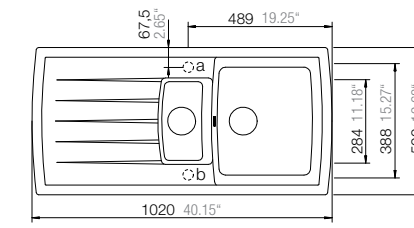


**Product benefits**

- The classic sink design brings a piece of timeless beauty into the kitchen.
- This exclusive sink can be equipped with a premium strainer bowl or a highquality glass chopping board.
- CRISTADUR® sets extraordinary standards in terms of surface feel, practicality and aesthetics.

**Installation measurements**

PDF/DXF: [www.schock.de/LOTD150](http://www.schock.de/LOTD150)



**Article no.**

- LOT D 150 A**
- LOT D 150 U**

**Optional accessories** (See pages 378-381)

	Chopping board, glass <b>629046*</b> black or <b>629045*</b> white	Automatic drain kit..... <b>629305PD</b> Manual drain kit..... <b>629304</b> Syphon..... <b>629229</b>
	Strainer bowl <b>629056</b>	comfotouch..... <b>629830</b> LED-light..... <b>629024</b>
	Wire basket <b>629194</b>	Easy Care..... <b>629018</b> Easy Care Brightener..... <b>629019</b>
		Undermount clamps..... <b>6.3016/10</b>
		Pro Care..... <b>629099</b> Waste cap..... <b>628152</b>

**Inclusive**

- Diamond drill SB Light  
**629095**



CRISTADUR®  
**LOTUS C-150**

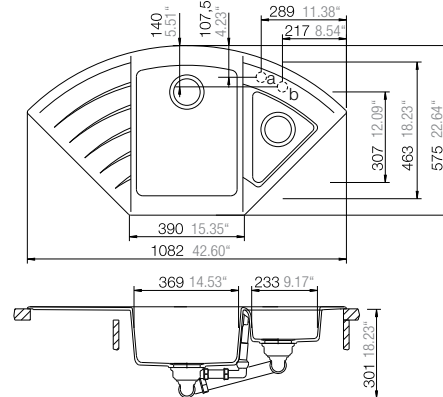


**Product benefits**

- Classic corner sink design with plenty of space for washing and doing the dishes.
- Remarkably easy to clean – dirt finds it virtually impossible to stick to the surface thanks to the CRISTADUR® dirt repellent effect.
- Additional functions can be added in the form of optional accessories such as a high-quality stainless steel strainer bowl.

**Installation measurements**

PDF/DXF: [www.schock.de/LOTC150](http://www.schock.de/LOTC150)



**Article no.**

- LOT C 150 A**
- LOT C 150 U**

**Optional accessories** (See pages 378-381)

	Strainer bowl <b>629057</b>	Manual drain kit ..... <b>629348</b> Syphon..... <b>629229</b>
	Wire Basket <b>629196</b>	comfotouch..... <b>629830</b> LED-light..... <b>629024</b>
	Automatic drain kit <b>629349PD</b>	Easy Care..... <b>629018</b> Easy Care Brightener..... <b>629019</b>
		Undermount clamps..... <b>6.3016/10</b>
		Pro Care..... <b>629099</b> Wastecap..... <b>628152</b>

**Inclusive**

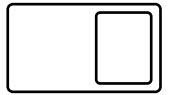
- Diamond drill SB Light  
**629095**

# 蓮 水 花

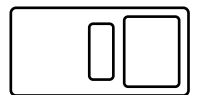


8:47 am, Venice.  
I love Italy, important  
meeting at 10:00 am.

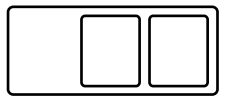
# CRISTADUR® MODENA



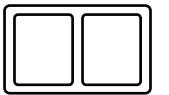
D-100



D-150



D-200



N-200



Sink: MODENA **D-150**  
Tap: SCHOCK **URANIA**



[www.schock.de/modena](http://www.schock.de/modena)



CRISTADUR®  
- feel the difference



Stone (88)

Carbonium (80)

Polaris (89)

Chocolate (86)

Magnolia (88)

Acai (80)

Earth (82)

Magma (87)

Bronze (87)

CRISTADUR®  
**MODENA D-100**

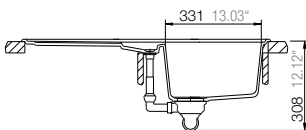
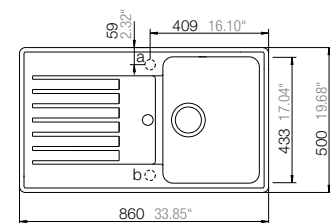


**Product benefits**

- This sink will turn heads in the kitchen in its gleaming CRISTADUR® colourways.
- The timeless Italian look is a real winner in any style of kitchen.
- Remarkably easy to clean – dirt finds it virtually impossible to stick to the surface thanks to the CRISTADUR® dirt repellent effect.

**Installation measurements**

PDF/DXF: [www.schock.de/MDAD100](http://www.schock.de/MDAD100)



**Article no.**

- MDA D 100 A**
- MDA D 100 U**

**Optional accessories** (See pages 378-381)

	Chopping board, glass <b>629046*</b> black or <b>629045*</b> white	Manual drain kit ..... <b>629382</b>
		Syphon..... <b>629229</b>
		comfotouch..... <b>629830</b>
		LED-light..... <b>629024</b>
	Automatic drain kit <b>629383PD</b>	Easy Care..... <b>629018</b>
		Easy Care Brightener..... <b>629019</b>
		Undermount clamps..... <b>6.3016/10</b>
		Pro Care..... <b>629099</b>
		Waste cap..... <b>628152</b>

**Inclusive**

- Diamond drill SB Light  
**629095**

\* Please specify **U** = Undermounted

CRISTADUR®  
**MODENA D-150**

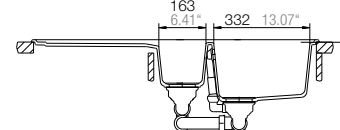
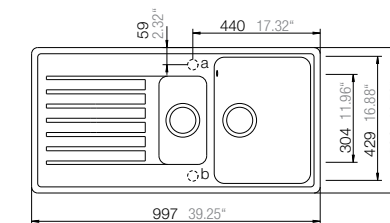


**Product benefits**

- The classic design is cleverly combined with trusted functionality.
- The extremely fine structure of CRISTADUR® creates an enhanced smoothness you can really feel, so dirt that could be a breeding ground for bacteria finds it impossible to stick to the surface.
- This well designed sink can be enhanced by a high quality strainer bowl.

**Installation measurements**

PDF/DXF: [www.schock.de/MDAD150](http://www.schock.de/MDAD150)



**Article no.**

- MDA D 150 A**
- MDA D 150 U**

**Optional accessories** (See pages 378-381)

	Chopping board, glass <b>629046*</b> black or <b>629045*</b> white	Manual drain kit..... <b>629304</b>
		Syphon..... <b>629229</b>
		comfotouch..... <b>629830</b>
		LED-light ..... <b>629024</b>
	Strainer bowl (acryl) <b>629124/48</b>	Easy Care..... <b>629018</b>
		Easy Care Brightener..... <b>629019</b>
	Automatic drain kit <b>629305PD</b>	Undermount clamps..... <b>6.3016/10</b>
		Pro Care..... <b>629099</b>
		Waste cap..... <b>628152</b>

**Inclusive**

- Diamond drill SB Light  
**629095**

CRISTADUR®  
- feel the difference



Stone (88)

Carbonium (80)

Polaris (89)

Chocolate (86)

Magnolia (88)

Acai (80)

Earth (82)

Magma (87)

Bronze (87)

CRISTADUR®  
**MODENA D-200**

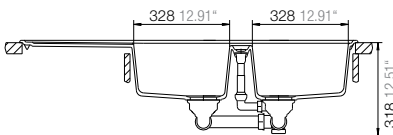
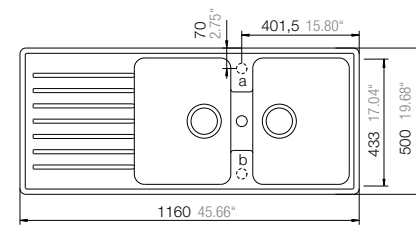


**Product benefits**

- Pure luxury in the kitchen thanks to the silky-smooth feel of CRISTADUR®.
- Combines perfectly with the SC-200 tap in the same colour.
- The timeless Italian look is a real winner in any style of kitchen.

**Installation measurements**

PDF/DXF: [www.schock.de/MDAD200](http://www.schock.de/MDAD200)



**Article no.**

- MDA D 200 A**
- MDA D 200 U**

**Inclusive**

- Diamond drill SB Light **629095**

**Optional accessories** (See pages 378-381)

- |  |  |   |
|--|--|---|
|  | Chopping board, glass<br><b>629046*</b> black or<br><b>629045*</b> white | Manual drain kit..... <b>629300</b><br>Syphon..... <b>629229</b>        |
|  | Automatic drain kit<br><b>629301PD</b>                                   | comfotouch..... <b>629830</b><br>LED-light..... <b>629024</b>           |
|  |  | Easy Care..... <b>629018</b><br>Easy Care Brightener..... <b>629019</b> |
|  |  | Undermount clamps..... <b>6.3016/10</b>                                 |
|  |  | Pro Care..... <b>629099</b><br>Waste cap..... <b>628152</b>             |

\* Please specify **U** = Undermounted

CRISTADUR®  
**MODENA N-200**

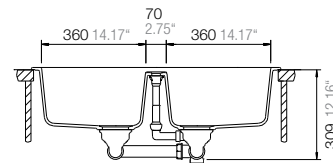
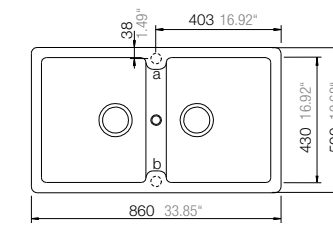


**Product benefits**

- This sink is a real highlight in the kitchen with nine gleaming CRISTADUR® colourways to choose from.
- Extra functionality can be added in the form of accessories such as a glass chopping board or LED light.
- Developed to make optimum use of the space available in a 90 cm base unit.

**Installation measurements**

PDF/DXF: [www.schock.de/MDAN200](http://www.schock.de/MDAN200)



**Article no.**


- MDA N 200 A**
- MDA N 200 U**

**Optional accessories** (See pages 378-381)

- |  |  |   |
|--|--|---|
|  | Chopping board, glass<br><b>629046*</b> black or<br><b>629045*</b> white | Manual drain kit..... <b>629300</b><br>Syphon..... <b>629229</b>        |
|  | Automatic drain kit<br><b>629301PD</b>                                   | comfotouch..... <b>629830</b><br>LED-light..... <b>629024</b>           |
|  |  | Easy Care..... <b>629018</b><br>Easy Care Brightener..... <b>629019</b> |
|  |  | Undermount clamps..... <b>6.3016/10</b>                                 |
|  |  | Pro Care..... <b>629099</b><br>Waste cap..... <b>628152</b>             |

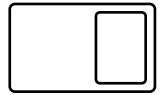
**Inclusive**

- Diamond drill SB Light **629095**

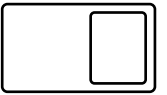


3:45 am, Venice, old town, last day  
in Europe, clubbing until daybreak.

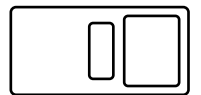
# CRISTADUR® MONO




D-100S



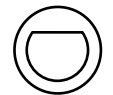
D-100



D-150



N-100



R-100



Sink: MONO **N-100**  
Tap: SCHOCK **SC-200**



[www.schock.de/mono](http://www.schock.de/mono)

# AND THE WINNER IS...

**MONO D-100**

The "Mono" sink uses every single millimeter, which a 50 centimeters cabinet can offer. On the very top of its functional properties there is the transnational design, with its straight lines and small corners. A perfect combination of functionality and shape has been embodied in the present bowl design. Smooth lines and bevels are designed in such a way that the bowl servicing becomes absolutely simple and convenient. The patented overflow is situated in the center of the delicate view, drawing the eye to itself. The innovational overflow has a large outlet area and can manage a running stream of water in case of draining.



reddot design award  
product design 2013



CRISTADUR®  
- feel the difference

Stone (88)

Carbonium (80)

Polaris (89)

Chocolate (86)

Magnolia (88)

Acai (80)

Earth (82)

Magma (87)

Bronze (87)



CRISTADUR®  
**MONO D-100S**



CRISTADUR®  
**MONO D-100**

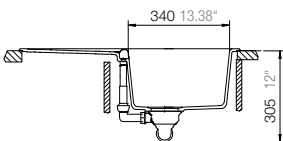
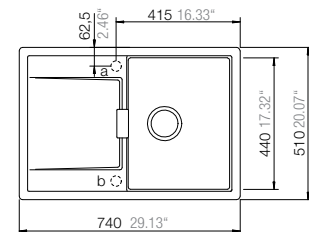


**Product benefits**

- Optimally suited to narrow kitchen units, at just 740 mm wide.
- Exceptional material properties thanks to the CRISTADUR® dirt repellent effect.
- Optionally available with ultra-modern technology such as Schock comfotouch or LED lighting.

**Installation measurements**

PDF/DXF: [www.schock.de/MOND100S](http://www.schock.de/MOND100S)



**Article no.**

- MON D 100S A**
- MON D 100S U**

**Optional accessories** (See pages 378-381)

	Chopping board, glass <b>629050*</b> black or <b>629059*</b> white	Manual drain kit..... <b>629384</b> Syphon..... <b>629229</b>
	Automatic drain kit <b>629385PD</b>	comfotouch..... <b>629830</b> LED-light..... <b>629024</b>
		Easy Care..... <b>629018</b> Easy Care Brightener..... <b>629019</b>
		Undermount clamps..... <b>6.3016/5</b>
		Pro Care..... <b>629099</b> Waste cap..... <b>628152</b>

**Inclusive**

- Diamond drill SB Light  
**629095**

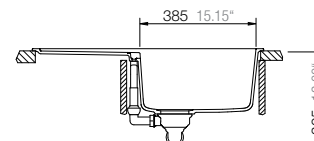
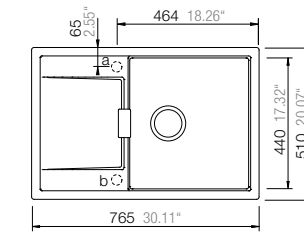
\* Only available for topmount installation

**Product benefits**

- Developed to make optimum use of the space available in a 50 cm base unit.
- The shorter design makes it perfectly suited to the modern kitchen suites in city apartments.
- The integral proHygienic 21 protection in CRISTADUR® helps put your mind at rest when preparing fresh food.

**Installation measurements**

PDF/DXF: [www.schock.de/MOND100](http://www.schock.de/MOND100)



**Article no.**

- MON D 100 A**
- MON D 100 U**

**Optional accessories** (See pages 378-381)

	Chopping board, glass <b>629050*</b> black or <b>629059*</b> white	Manual drain kit..... <b>629384</b> Syphon..... <b>629229</b>
	Automatic drain kit <b>629385PD</b>	comfotouch..... <b>629830</b> LED-light..... <b>629024</b>
		Easy Care..... <b>629018</b> Easy Care Brightener..... <b>629019</b>
		Undermount clamps..... <b>6.3016/5</b>
		Pro Care..... <b>629099</b> Waste cap..... <b>628152</b>

**Inclusive**

- Diamond drill SB Light  
**629095**

CRISTADUR®  
- feel the difference



Stone (88)

Carbonium (80)

Polaris (89)

Chocolate (86)

Magnolia (88)

Acai (80)

Earth (82)

Magma (87)

Bronze (87)

CRISTADUR®  
**MONO D-150**

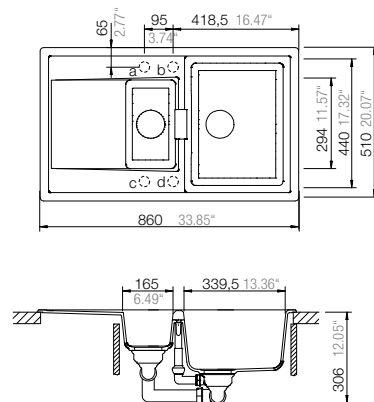


**Product benefits**

- The combination of classic design and ultra-modern materiality creates an exceptionally high-grade sink.
- CRISTADUR® sets extraordinary standards in terms of surface feel, practicality and aesthetics.
- Available in two different installation options.

**Installation measurements**

PDF/DXF: [www.schock.de/MOND150](http://www.schock.de/MOND150)



**Article no.**

- MON D 150 A**
- MON D 150 U**

**Optional accessories** (See pages 378-381)

	Chopping board, glass	Manual drain kit.....	<b>629389</b>
	<b>629050*</b> black or <b>629059*</b> white	Syphon.....	<b>629229</b>
	Automatic drain kit	comfotouch.....	<b>629830</b>
	<b>629388PD</b>	LED-light.....	<b>629024</b>
	Easy Care.....	Easy Care.....	<b>629018</b>
	Easy Care Brightener.....	Easy Care Brightener.....	<b>629019</b>
	Undermount clamps.....		<b>6.3016/5</b>
	Pro Care.....		<b>629099</b>
	Waste cap.....		<b>628152</b>

**Inclusive**

- Diamond drill SB Light **629095**

\* Only available for topmount installation

CRISTADUR®  
**MONO N-100**

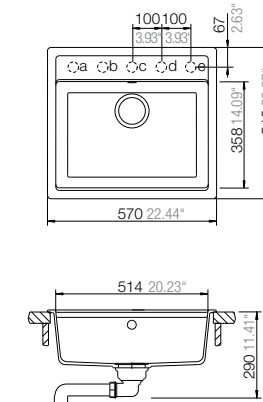


**Product benefits**

- A classic sink that is perfect in form with a large bowl which can be enhanced by optional LED lighting.
- The long tap-hole platform can be equipped with up to five holes.
- This exclusive sink can be enhanced by a premium strainer bowl or a highquality glass chopping board.

**Installation measurements**

PDF/DXF: [www.schock.de/MONN100](http://www.schock.de/MONN100)



**Article no.**

- MON N 100 A**
- MON N 100 U**
- MON N 100 FB**

**Additional finishing**

Glossy


<b>Magma Glossy</b>	<b>Polaris Glossy</b>
XMA (197)	XPO (199)

**Optional accessories** (See pages 378-381)

	Chopping board, glass	Manual drain kit.....	<b>629314</b>
	<b>629015/N</b> black	Syphon.....	<b>629229</b>
	Strainer bowl	comfotouch.....	<b>629830</b>
	<b>629017</b>	LED-light.....	<b>629024</b>
	Easy Care.....	Easy Care.....	<b>629018</b>
	Easy Care Brightener.....	Easy Care Brightener.....	<b>629019</b>
	Automatic drain kit	Undermount clamps.....	<b>6.3016/4</b>
	<b>629313PD</b>	Pro Care.....	<b>629099</b>
	Waste cap.....	Waste cap.....	<b>628152</b>

**Inclusive**

- Diamond drill SB Light **629095**



# CRISTADUR® MONO



## CRISTADUR® MONO R-100

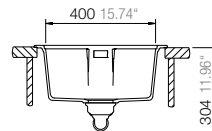
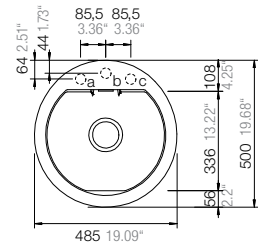


### Product benefits

- CRISTADUR® is easy to clean and extremely tough-perfect for the rigours of kitchen life.
- Combines perfectly with the Schock SC taps with CRISTADUR® sleeves.
- The shorter design makes it perfectly suited to the modern kitchen suites in city and studio apartments.

### Installation measurements

PDF/DXF: [www.schock.de/MONR100](http://www.schock.de/MONR100)



### Article no.



**MON R 100 A**



**MON R 100 U**

### Optional accessories (See pages 378-381)



Automatic drain kit  
**629329PD**

Manual drain kit ..... **629327**  
Syphon..... **629229**



comfotouch  
**629830**

Easy Care..... **629018**  
Easy Care Brightener..... **629019**



LED-light  
**629024**

Pro Care..... **629099**  
Waste cap..... **628152**

### Inclusive



Diamond drill SB Light  
**629095**

## CRISTADUR® MONO GLOSSY

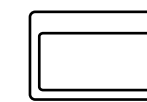
### Product benefits

- The Mono N-100 is now also available in the revolutionary CRISTADUR® GLOSSY colourways, Magma Glossy and Polaris Glossy, which shine with a luxuriously glossy surface thanks to a special finishing technique. GLOSSY takes high-quality kitchen architecture another step away from the mainstream.
- Blends perfectly with high-gloss countertops in both natural and engineered stone; for instance Polaris Glossy is perfectly matched with all of the main white tones on the market. Hardly any difference in colour is visible between the sink and the countertop with undermount installation.
- For long-lasting enjoyment, GLOSSY technology enables the surface to be repaired when initial signs of usage start to appear after many years of ownership.

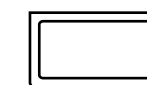


1:14 pm, San Francisco, fantastic view and great weather, crossing Golden Gate Bridge, driving into the hills.

# CRISTADUR® MONTANO



N-100XL



N-100XLY



Sink: MONTANO N-100XL  
Tap: SCHOCK KARPO PRO



[www.schock.de/montano](http://www.schock.de/montano)



CRISTADUR®  
- feel the difference



Stone (88)

Carbonium (80)

Polaris (89)

Chocolate (86)

Magnolia (88)

Acai (80)

Earth (82)

Magma (87)

Bronze (87)

CRISTADUR®  
**MONTANO N-100XL**

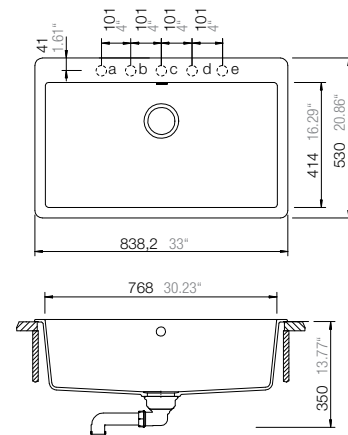


**Product benefits**

- The classic sink design brings a piece of timeless beauty into the kitchen.
- The integral natural protection helps put your mind at rest when preparing fresh food.
- Combines perfectly with the Schock SC taps with CRISTADUR® sleeves.

**Installation measurements**


PDF/DXF: [www.schock.de/MOTN100XL](http://www.schock.de/MOTN100XL)





**Article no.**

-  **MOT N 100XL A**
-  **MOT N 100XL U**

**Inclusive**

-  Diamond drill SB Light **629095**

**Optional accessories** (See pages 378-381)

- |   |  |   |
|---|--|---|
|  | Bottom grid<br><b>629122/MOTN100</b>   | Manual drain kit..... <b>629323</b><br>Syphon..... <b>629229</b>        |
|  | Automatic drain kit<br><b>629324PD</b> | comfotouch..... <b>629830</b><br>LED-light..... <b>629024/3</b>         |
|   |  | Easy Care..... <b>629018</b><br>Easy Care Brightener..... <b>629019</b> |
|   |  | Undermount clamps..... <b>6.3016/6</b>                                  |
|   |  | Pro Care..... <b>629099</b><br>Waste cap..... <b>628152</b>             |

CRISTADUR®  
**MONTANO N-100XLY**

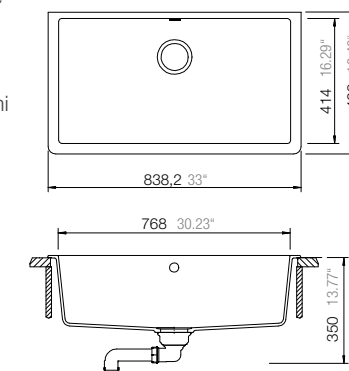


**Product benefits**

- Rear set drain maximizes flat surfaces to protect stemware.
- Additional functions can be added in the form of optional accessories such as a high-quality soap dispenser.
- Combines perfectly with the Schock Simi tap in the same colour.

**Installation measurements**



PDF/DXF: [www.schock.de/MOTN100XLY](http://www.schock.de/MOTN100XLY)




**Article no.**

-  **MOT N 100XLY U**

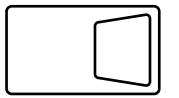
**Optional accessories** (See pages 378-381)

- |   |  |   |
|---|--|---|
|  | Bottom grid<br><b>629122/MOTN100</b>   | Manual drain kit..... <b>629323</b><br>Syphon..... <b>629229</b>        |
|  | Automatic drain kit<br><b>629324PD</b> | comfotouch..... <b>629830</b><br>LED-light..... <b>629024/3</b>         |
|   |  | Easy Care..... <b>629018</b><br>Easy Care Brightener..... <b>629019</b> |
|   |  | Undermount clamps..... <b>6.3016/6</b>                                  |
|   |  | Pro Care..... <b>629099</b><br>Waste cap..... <b>628152</b>             |

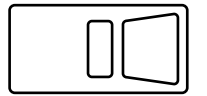
# CRISTADUR® OPUS



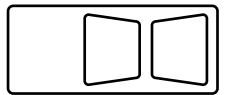
11:13 pm, Sydney, feeling exhausted after  
a long flight, lingering along the seafront,  
taking in the scenery.



D-100



D-150



D-200



Sink: OPUS **D-150**  
Tap: SCHOCK **PHOBOS**



[www.schock.de/opus](http://www.schock.de/opus)

CRISTADUR®  
- feel the difference

Stone (88)

Carbonium (80)

Polaris (89)

Chocolate (86)

Magnolia (88)

Acai (80)

Earth (82)

Magma (87)

Bronze (87)



CRISTADUR®  
**OPUS D-100**

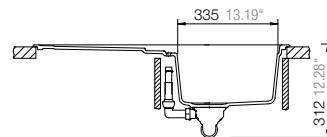
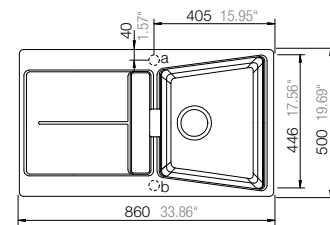


**Product benefits**




- Unique, purist sink design with a trapeze-shaped bowl – for real trendsetters.
- This sink is a real highlight in the kitchen with nine gleaming CRISTADUR® colourways to choose from.
- Unusual, patented designer overflow rounds off the modern look.

**Installation measurements**





PDF/DXF: [www.schock.de/OPUD100](http://www.schock.de/OPUD100)



**Article no.**

-  **OPU D 100 A**
-  **OPU D 100 U**
-  **OPU D 100 FB**

**Optional accessories** (See pages 378-381)

	Chopping board, glass <b>629046*</b> black or <b>629045*</b> white	Manual drain kit..... <b>629331</b> Syphon..... <b>629229</b>	Pro Care..... <b>629099</b> Waste cap..... <b>628152</b> Indutherm..... <b>629100</b>
	Strainer bowl <b>629029</b>	comfotouch..... <b>629830</b> LED-light..... <b>629024</b>	<b>Inclusive</b>
	Automatic drain kit <b>629332PD</b>	Easy Care..... <b>629018</b> Easy Care Brightener..... <b>629019</b>	 Diamond drill SB Light <b>629095</b>
		Undermount clamps..... <b>6.3016/8</b>	

\* Please specify **U** = Undermounted or **FB** = Flushmounted

CRISTADUR®  
**OPUS D-150**

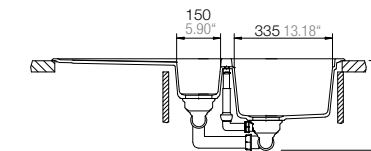
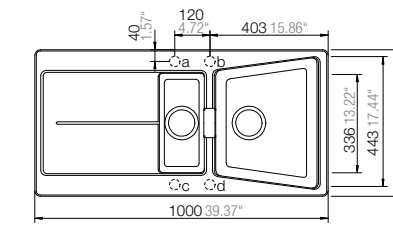


**Product benefits**




- This on-trend, purist design won the renowned reddot design award in 2009.
- The expressive, premium glass chopping board adds emphasis to the modern lifestyle.
- Exceptional material properties thanks to the CRISTADUR® dirt repellent effect and Schock proHygienic 21.

**Installation measurements**

PDF/DXF: [www.schock.de/OPUD150](http://www.schock.de/OPUD150)



**Article no.**

-  **OPU D 150 A**
-  **OPU D 150 U**
-  **OPU D 150 FB**

**Optional accessories** (See pages 378-381)

	Chopping board, glass <b>629046*</b> black or <b>629045*</b> white	Manual drain kit..... <b>629333</b> Syphon..... <b>629229</b>	Pro Care..... <b>629099</b> Waste cap..... <b>628152</b> Indutherm..... <b>629100</b>
	Strainer bowl <b>629029</b>	comfotouch..... <b>629830</b> LED-light..... <b>629024</b>	<b>Inclusive</b>
	Automatic drain kit <b>629334PD</b>	Easy Care..... <b>629018</b> Easy Care Brightener..... <b>629019</b>	 Diamond drill SB Light <b>629095</b>
		Undermount clamps..... <b>6.3016/10</b>	



CRISTADUR®  
**OPUS D-200**

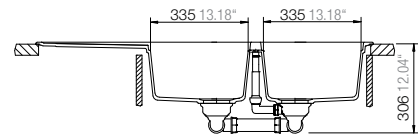
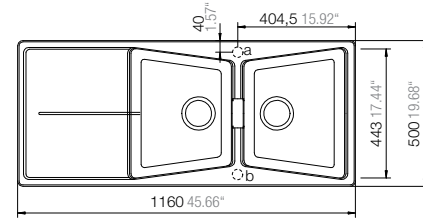


**Product benefits**




- Exceptionally beautiful, extravagant design – a work of art in the luxury kitchen.
- CRISTADUR® sets extraordinary standards in terms of surface feel, practicality and aesthetics.
- This exclusive sink can be enhanced by a premium strainer bowl or a high-quality glass chopping board.

**Installation measurements**





PDF/DXF: [www.schock.de/OPUD200](http://www.schock.de/OPUD200)



**Article no.**

-  **OPU D 200 A**
-  **OPU D 200 U**
-  **OPU D 200 FB**

**Optional accessories** (See pages 378-381)


	Chopping board, glass <b>629046*</b> black or <b>629045*</b> white	Manual drain kit..... <b>629333</b>	Pro Care..... <b>629099</b>
		Syphon..... <b>629229</b>	Waste cap..... <b>628152</b>
		comfotouch..... <b>629830</b>	Indutherm..... <b>629100</b>
		LED-light..... <b>629024</b>	
	Strainer bowl <b>629029</b>	Easy Care..... <b>629018</b>	<b>Inclusive</b>
		Easy Care Brightener..... <b>629019</b>	 Diamond drill SB Light <b>629095</b>
	Automatic drain kit <b>629334PD</b>	Undermount clamps..... <b>6.3016/10</b>	

\* Please specify **U** = Undermounted or **FB** = Flushmounted

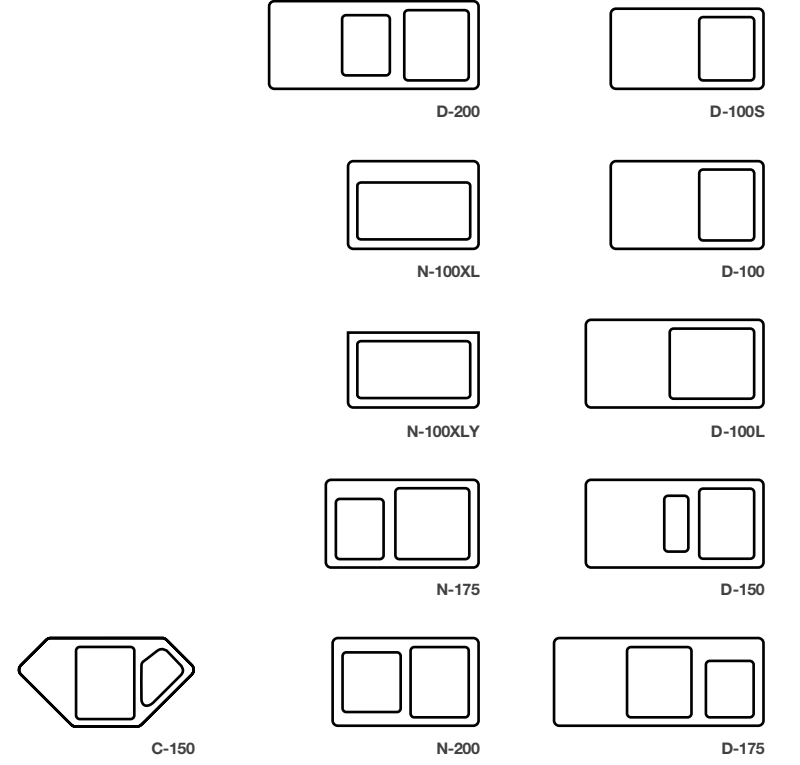
# THE ULTIMATE DRAINBOARD

The patented, heatable Indutherm draining board is a luxurious added extra for keen amateur chefs and professionals alike. It warms plates while the meal is being dished out, just like in a professional kitchen. The radiant heat also shortens the drying time after the dishes have been washed up. A must have for kitchen enthusiasts with an eye for the exclusive and the exceptional.





# CRISTADUR® SIGNUS



Sink: SIGNUS **D-150**  
Tap: SCHOCK **URANIA**



[www.schock.de/signus](http://www.schock.de/signus)

6:27 pm, NYC airport, back in town, tired  
but happy with lots of impressions.

CRISTADUR®  
- feel the difference

Stone (88)

Carbonium (80)

Polaris (89)

Chocolate (86)

Magnolia (88)

Acai (80)

Earth (82)

Magma (87)

Bronze (87)



CRISTADUR®  
**SIGNUS D-100S**

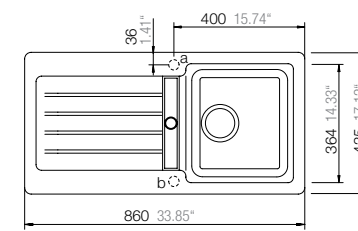


**Product benefits**

- Optimally suited to narrow kitchen units, at just 435 mm wide.
- The narrow design is perfectly suited to the modern kitchen suites in city and studio apartments.
- Easy to clean – dirt finds it virtually impossible to stick to the surface thanks to the CRISTADUR® dirt repellent effect.

**Installation measurements**

PDF/DXF: [www.schock.de/SIGD100S](http://www.schock.de/SIGD100S)




**Article no.**

-  **SIG D 100S A**
-  **SIG D 100S U**

**Optional accessories** (See pages 378-381)

	Automatic drain kit <b>629383PD</b>	Manual drain kit..... <b>629382</b> Syphon..... <b>629229</b>
	comfotouch <b>629830</b>	Easy Care..... <b>629018</b> Easy Care Brightener..... <b>629019</b>
	LED-light <b>629024</b>	Undermount clamps..... <b>6.3016/10</b> Pro Care..... <b>629099</b> Waste cap..... <b>628152</b> Indutherm..... <b>629100</b>

**Inclusive**

-  Diamond drill SB Light  
**629095**

\* Please specify **U** = Undermounted or **FB** = Flushmounted

CRISTADUR®  
**SIGNUS D-100**

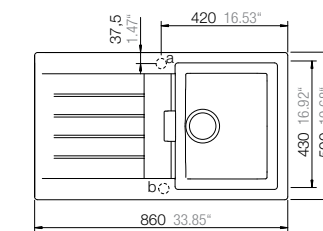


**Product benefits**




- Designed with straight lines and appeal, this sink fits perfectly into any style of kitchen.
- CRISTADUR® sets extraordinary standards in terms of surface feel, practicality and aesthetics.
- Optionally available with ultra-modern technology such as Schock comfotouch or LED lighting.

**Installation measurements**


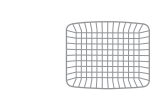

PDF/DXF: [www.schock.de/SIGD100](http://www.schock.de/SIGD100)



**Article no.**

-  **SIG D 100 A**
-  **SIG D 100 U**
-  **SIG D 100 FB**

**Optional accessories** (See pages 378-381)

	Chopping board, glass <b>629046*</b> black or <b>629045*</b> white	Manual drain kit..... <b>629370</b> Syphon..... <b>629229</b>
	Wire basket <b>629171</b>	comfotouch..... <b>629830</b> LED-light..... <b>629024</b>
	Automatic drain kit <b>629371PD</b>	Easy Care..... <b>629018</b> Easy Care Brightener..... <b>629019</b>
		Undermount clamps..... <b>6.3016/10</b> Pro Care..... <b>629099</b> Waste cap..... <b>628152</b> Indutherm..... <b>629100</b>

**Inclusive**

-  Diamond drill SB Light  
**629095**

CRISTADUR®  
- feel the difference

Stone (88)

Carbonium (80)

Polaris (89)

Chocolate (86)

Magnolia (88)

Acai (80)

Earth (82)

Magma (87)

Bronze (87)



CRISTADUR®  
**SIGNUS D-100L**

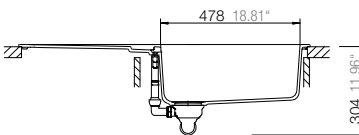
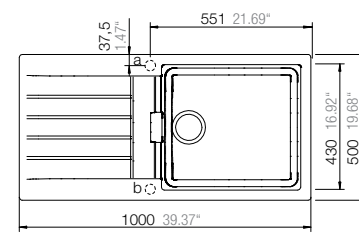


**Product benefits**

- A modern sink with a very large, deep bowl which can be enhanced by optional LED lighting.
- Exceptional material properties thanks to the CRISTADUR® dirt repellent effect and Schock proHygienic 21.
- Available in three different installation options for maximum flexibility in kitchen planning.

**Installation measurements**

PDF/DXF: [www.schock.de/SIGD100L](http://www.schock.de/SIGD100L)



**Article no.**

- SIG D 100L A**
- SIG D 100L U**
- SIG D 100L FB**

**Optional accessories** (See pages 378-381)

	Chopping board, glass <b>629046*</b> black or <b>629045*</b> white	Manual drain kit..... <b>629370</b>	Pro Care..... <b>629099</b>
		Syphon..... <b>629229</b>	Waste cap..... <b>628152</b>
		comfotouch..... <b>629830</b>	Indutherm..... <b>629100</b>
		LED-light..... <b>629024</b>	
	Wire basket <b>629171</b>		
		Easy Care..... <b>629018</b>	
		Easy Care Brightener..... <b>629019</b>	
	Automatic drain kit <b>629371PD</b>	Undermount clamps..... <b>6.3016/10</b>	

**Inclusive**

- Diamond drill SB Light  
**629095**

\* Please specify **U** = Undermounted or **FB** = Flushmounted

CRISTADUR®  
**SIGNUS D-150**

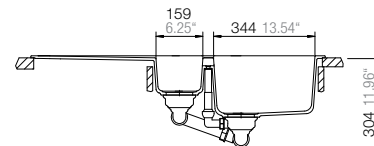
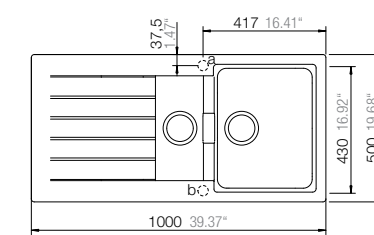


**Product benefits**

- The combination of classic design and ultra-modern materiality creates an exceptionally high-grade sink.
- The extremely fine structure of CRISTADUR® creates an enhanced smoothness you can really feel, so dirt that could be a breeding ground for bacteria finds it impossible to stick to the surface.

**Installation measurements**

PDF/DXF: [www.schock.de/SIGD150](http://www.schock.de/SIGD150)



**Article no.**

- SIG D 150 A**
- SIG D 150 U**
- SIG D 150 FB**

**Optional accessories** (See pages 378-381)

	Chopping board, glass <b>629046*</b> black or <b>629045*</b> white	Wire basket..... <b>629171</b>	Pro Care..... <b>629099</b>
		Manual drain kit..... <b>629372</b>	Waste cap..... <b>628152</b>
		Syphon..... <b>629229</b>	Indutherm..... <b>629100</b>
		comfotouch..... <b>629830</b>	
		LED-light..... <b>629024</b>	
	Strainer bowl <b>629043</b>	Easy Care..... <b>629018</b>	
		Easy Care Brightener..... <b>629019</b>	
	Automatic drain kit <b>629373PD</b>	Undermount clamps..... <b>6.3016/10</b>	

**Inclusive**

- Diamond drill SB Light  
**629095**

CRISTADUR®  
- feel the difference

Stone (88)

Carbonium (80)

Polaris (89)

Chocolate (86)

Magnolia (88)

Acai (80)

Earth (82)

Magma (87)

Bronze (87)



available mid of 2014



CRISTADUR®  
**SIGNUS D-175**

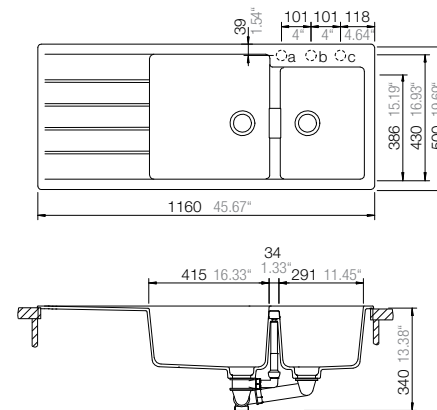


**Product benefits**

- CRISTADUR® sets extraordinary standards in terms of surface, feel, practically and aesthetics.
- A modern sink following the trend towards very large, deep bowls.
- Unusual, patented designer overflow rounds off the modern look.

**Installation measurements**

PDF/DXF: [www.schock.de/SIGD175](http://www.schock.de/SIGD175)



**Article no.**

- SIG D 175 A**
- SIG D 175 U**
- SIG D 175 FB**

**Optional accessories** (See pages 378-381)



Chopping board, glass  
**629046\*** black or  
**629045\*** white



Automatic drain kit  
**629347**

Manual drain kit.....	<b>629345</b>
Syphon.....	<b>629229</b>
comfotouch.....	<b>629830</b>
LED-light.....	<b>629024</b>
Easy Care.....	<b>629018</b>
Easy Care Brightener.....	<b>629019</b>
Undermount clamps.....	<b>6.3016/9</b>

Pro Care.....	<b>629099</b>
Waste cap.....	<b>628152</b>
Indutherm.....	<b>629100</b>

**Inclusive**

- Diamond drill SB Light  
**629095**

\* Please specify **U** = Undermounted or **FB** = Flushmounted

CRISTADUR®  
**SIGNUS D-200**

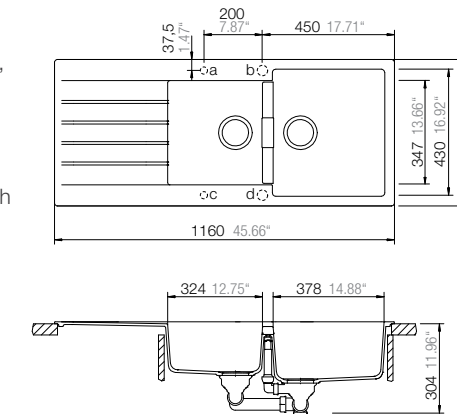


**Product benefits**

- Incredibly spacious with two large bowls and a sizeable draining board.
- Designed with straight lines and appeal, this sink fits perfectly into any style of kitchen.
- Optionally available with ultra-modern technology such as Schock comfotouch or LED lighting.

**Installation measurements**

PDF/DXF: [www.schock.de/SIGD200](http://www.schock.de/SIGD200)



**Article no.**

- SIG D 200 A**
- SIG D 200 U**
- SIG D 200 FB**

**Optional accessories** (See pages 378-381)



Chopping board, glass  
**629046\*** black or  
**629045\*** white



Automatic drain kit  
**629373PD**

Wire basket.....	<b>629171</b>
Manual drain kit.....	<b>629372</b>
Syphon.....	<b>629229</b>

comfotouch.....	<b>629830</b>
LED-light.....	<b>629024</b>
Easy Care.....	<b>629018</b>
Easy Care Brightener.....	<b>629019</b>
Undermount clamps.....	<b>6.3016/10</b>

Pro Care.....	<b>629099</b>
Waste cap.....	<b>628152</b>
Indutherm.....	<b>629100</b>

**Inclusive**

- Diamond drill SB Light  
**629095**



# CRISTADUR® SIGNUS



## CRISTADUR® SIGNUS N-100XL

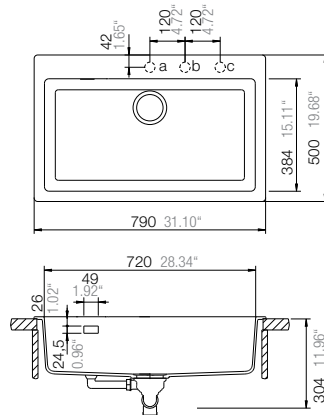


### Product benefits

- A modern sink following the trend towards very large, deep bowls.
- The combination of classic design and ultra-modern materiality creates an exceptionally high-grade sink.
- The dimensions are perfectly suited to the modern kitchen suites in city and studio apartments.

### Installation measurements

PDF/DXF: [www.schock.de/SIGN100XL](http://www.schock.de/SIGN100XL)



### Article no.

- SIG N 100XL A**
- SIG N 100XL U**

### Optional accessories (See pages 378-381)

	Chopping board, glass <b>629046*</b> black or <b>629045*</b> white	Wire basket..... <b>629171</b>	Pro Care..... <b>629099</b>
	Strainer bowl <b>629043</b>	Manual drain kit..... <b>629309SET</b>	Waste cap..... <b>628152</b>
	Automatic drain kit <b>629307PD</b>	Syphon..... <b>629229</b>	Indutherm..... <b>629100</b>
		<b>Inclusive</b>	
			Diamond drill SB Light <b>629095</b>
			comfotouch..... <b>629830</b>
			LED-light..... <b>629024</b>
			Easy Care..... <b>629018</b>
			Easy Care Brightener..... <b>629019</b>
			Undermount clamps..... <b>6.3016/6</b>
			Pro Care ..... <b>629099</b>
			Waste cap ..... <b>628152</b>

\* Please specify **U** = Undermounted

## CRISTADUR® SIGNUS N-100XLY

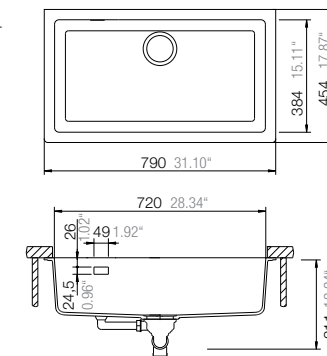


### Product benefits

- An exceptionally smooth design featuring straight lines very much in the contemporary kitchen style.
- Combines perfectly with the Schock SC-300 tap with CRISTADUR® sleeves.
- Pure luxury in the kitchen thanks to the silky-smooth feel of CRISTADUR®.

### Installation measurements

PDF/DXF: [www.schock.de/SIGN100XLY](http://www.schock.de/SIGN100XLY)




### Article no.

- SIG N 100XLY U**

### Optional accessories (See pages 378-381)

	Automatic drain kit <b>629307PD</b>	Manual drain kit..... <b>629309SET</b>
		Syphon..... <b>629229</b>
		LED-light..... <b>629024</b>
		Easy Care..... <b>629018</b>
		Easy Care Brightener..... <b>629019</b>
		Undermount clamps..... <b>6.3016/6</b>
		Pro Care ..... <b>629099</b>
		Waste cap ..... <b>628152</b>

# CRISTADUR® SIGNUS



available mid of 2014



## CRISTADUR® SIGNUS N-175

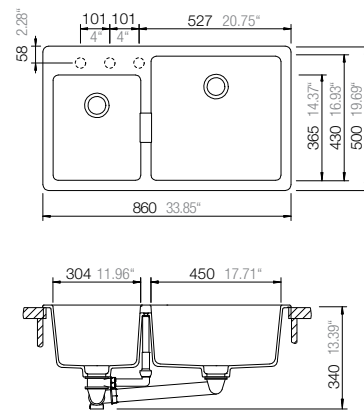


### Product benefits

- This sink is a real highlight in the kitchen with nine gleaming CRISTADUR® colours to choose from.
- Exceptional performance thanks to the Schock dirt repellent effect and Schock proHygienic 21.
- Combines perfectly with the Schock SC-200 tap in the same colour.

### Installation measurements

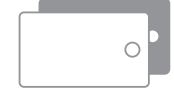


PDF/DXF: [www.schock.de/SIGN175](http://www.schock.de/SIGN175)



### Article no.

-  **SIG N 175 A**
-  **SIG N 175 U**

### Optional accessories (See pages 378-381)

	Chopping board, glass <b>629046*</b> black or <b>629045*</b> white	Manual drain kit..... <b>629345</b> Syphon..... <b>629229</b>	Pro Care..... <b>629099</b> Waste cap..... <b>628152</b>
	Automatic drain kit <b>629347</b>	comfotouch..... <b>629830</b> LED-light..... <b>629024</b>	<b>Inclusive</b>
	Easy Care..... <b>629018</b> Easy Care Brightener..... <b>629019</b>	Undermount clamps..... <b>6.3016/6</b>	 Diamond drill SB Light <b>629095</b>

\* Please specify **U** = Undermounted or **FB** = Flushmounted

## CRISTADUR® SIGNUS N-200

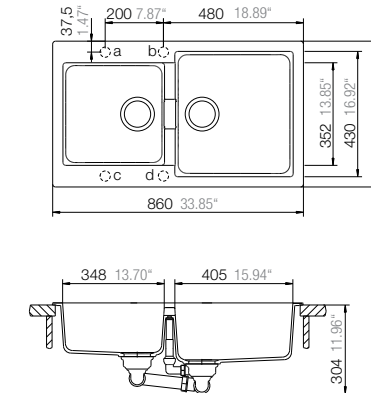


### Product benefits


- Unusual, patented designer overflow rounds off the modern look.
- The narrow design is perfectly suited to the modern kitchen suites in city and studio apartments.
- This exclusive sink is complemented by a high-quality glass chopping board.

### Installation measurements





PDF/DXF: [www.schock.de/SIGN200](http://www.schock.de/SIGN200)



### Article no.

-  **SIG N 200 A**
-  **SIG N 200 U**
-  **SIG N 200 FB**

### Optional accessories (See pages 378-381)

	Chopping board, glass <b>629046*</b> black or <b>629045*</b> white	Wire basket..... <b>629171</b> Manual drain kit..... <b>629372</b> Syphon..... <b>629229</b>	Pro Care..... <b>629099</b> Waste cap..... <b>628152</b>
	Strainer bowl <b>629043</b>	comfotouch..... <b>629830</b> LED-light..... <b>629024</b>	<b>Inclusive</b>
	Automatic drain kit <b>629373PD</b>	Easy Care..... <b>629018</b> Easy Care Brightener..... <b>629019</b>	 Diamond drill SB Light <b>629095</b>
	Undermount clamps..... <b>6.3016/8</b>		



CRISTADUR®  
**SIGNUS C-150**

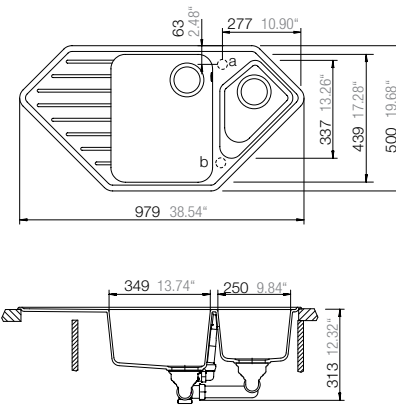


**Product benefits**

- The large corner sink with an additional half bowl for left-overs adds to the premium character of the kitchen without compromising on functionality.
- This sink is a real highlight in the kitchen with nine gleaming CRISTADUR® colourways to choose from.
- The sink is optimally complemented by a special stainless steel strainer for the half bowl.

**Installation measurements**

PDF/DXF: [www.schock.de/SIGC150](http://www.schock.de/SIGC150)



**Article no.**

- SIG C 150 A**
- SIG C 150 U**

**Optional accessories** (See pages 378-381)

	Chopping board, glass <b>629046*</b> black or <b>629045*</b> white	Wire basket..... <b>629170</b>	Pro Care..... <b>629099</b>
	Strainer bowl <b>629244</b>	Manual drain kit..... <b>629304</b>	Waste cap..... <b>628152</b>
	Automatic drain kit <b>629305PD</b>	Syphon..... <b>629229</b>	
		comfotouch..... <b>629830</b>	
		LED-light..... <b>629024</b>	
		Easy Care..... <b>629018</b>	
		Easy Care Brightener..... <b>629019</b>	
		Undermount clamps..... <b>6.3016/10</b>	
		<b>Inclusive</b>	
		Diamond drill SB Light <b>629095</b>	

\* Please specify **U** = Undermounted




Highlight for the kitchen

Schock puts on a totally new and ingenious light show in the kitchen. LED spotlights have been integrated in selected CRISTADUR® and CRISTALITE® sink models to create fascinating lighting effects. The enchanting interplay between light and water produces an atmospheric ambience in the kitchen. Illuminated sinks with a metallic effect are transformed into a particular visual highlight. The LED spotlights are impact and vibration proof, and stand up to the rigours of everyday kitchen use in the same way as the durable, easy-care granite sinks from Schock. For spectacular visibility in the kitchen!

# CRISTADUR® SOHO




7:45 pm, NYC, thankful for the wonderful trip, finally arriving in my little apartment in Soho. Love my life, love my Soho — made by SCHOCK.



N-100S



N-100



N-150



Sink: SOHO N-150  
Tap: SCHOCK KARPO PRO



[www.schock.de/soho](http://www.schock.de/soho)

# BE FLEXIBLE DUALMOUNT

SCHOCK sinks are manufactured in a variety of mounting options. Unique in SCHOCK's offering is the vast selection of models with the option dualmount. The same sink can be fitted under or over the countertop - reducing stock and adding flexibility to daily design work.



Integrated chopping board



Undermounted



Topmounted

# CRISTADUR® SOHO



## CRISTADUR® SOHO N-100S

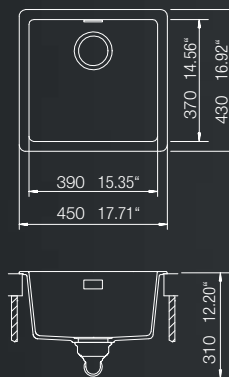


### Product benefits



- The smart external dimensions mean you can create a premium-quality look even in the smallest of kitchens with the undermount option.
- Available in the two new and luxurious colourways, Magma Glossy and Polaris Glossy, conveying an extraordinary quality.
- This sink will turn heads in the kitchen in its gleaming CRISTADUR® colourways.

### Installation measurements

PDF/DXF: [www.schock.de/SOHN100S](http://www.schock.de/SOHN100S)




### Article no.




-  **SOH N 100S A**
-  **SOH N 100S U**

### Additional finishing

Glossy



### Optional accessories (See pages 378-381)

	Automatic drain kit <b>629307PD</b>	Manual drain kit..... <b>629309SET</b> Syphon..... <b>629229</b>
	comfotouch <b>629830</b>	Easy Care..... <b>629018</b> Easy Care Brightener..... <b>629019</b>
	LED-light <b>629024</b>	Undermount clamps..... <b>6.3016/4</b> Pro Care..... <b>629099</b> Waste cap..... <b>628152</b>

\* For undermount version with 12 mm thick countertop \*\* For undermount version with 20 mm thick countertop



## CRISTADUR® SOHO N-100

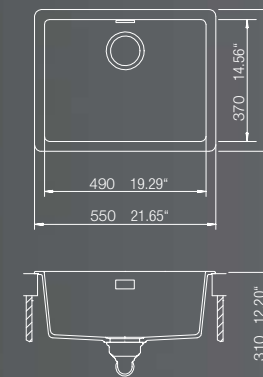


### Product benefits



- Available in the luxurious colourways, Magma Glossy and Polaris Glossy, conveying an extraordinary quality.
- Remarkably easy to clean – dirt finds it virtually impossible to stick to the surface thanks to the CRISTADUR® dirt repellent effect.
- A chopping board can be flush-mounted integral to the countertop as an optional extra.

### Installation measurements

PDF/DXF: [www.schock.de/SOHN100](http://www.schock.de/SOHN100)




### Article no.

-  **SOH N 100 A**
-  **SOH N 100 U**

### Additional finishing

Glossy




### Optional accessories (See pages 378-381)

	Chopping board, glass <b>629077*</b> 12 mm <b>629078**</b> 20 mm	Automatic drain kit..... <b>629307PD</b> Manual drain kit..... <b>629309SET</b> Syphon..... <b>629229</b>
	comfotouch <b>629830</b>	Easy Care..... <b>629018</b> Easy Care Brightener..... <b>629019</b>
	LED-light <b>629024</b>	Undermount clamps..... <b>6.3016/4</b> Pro Care..... <b>629099</b> Waste cap..... <b>628152</b>



## CRISTADUR® SOHO N-150

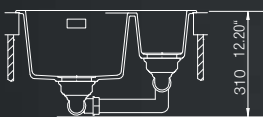
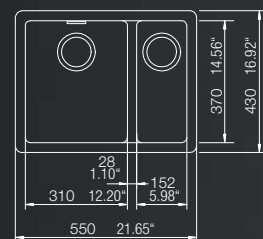


### Product benefits

- Pure luxury in the kitchen thanks to the silky-smooth feel of CRISTADUR®.
- A chopping board can be flush-mounted integral to the countertop as an optional extra.
- The smart external dimensions mean you can create a premium-quality look even in the smallest of kitchens with the undermount option.

### Installation measurements

PDF/DXF: [www.schock.de/SOHN150](http://www.schock.de/SOHN150)



### Article no.



**SOH N 150 A**



**SOH N 150 U**

### Optional accessories (See pages 378-381)



Chopping board, glass  
**629077\*** 12 mm  
**629078\*\*** 20 mm

Manual drain kit.....**629320SET**  
Syphon.....**629229**

comfotouch.....**629830**  
LED-light.....**629024**



Automatic drain kit  
**629308PD**

Easy Care.....**629018**  
Easy Care Brightener.....**629019**

Undermount clamps.....**6.3016/4**

Pro Care.....**629099**  
Waste cap.....**628152**

\* For undermount version with 12 mm thick countertop \*\* For undermount version with 20 mm thick countertop

# CRISTADUR® SOHO

GLOSSY

## CRISTADUR® SOHO GLOSSY

### Product benefits

- The Soho N-100S and N-100 are now also available in the revolutionary CRISTADUR® GLOSSY colourways, Magma Glossy and Polaris Glossy, which shine with a luxuriously glossy surface thanks to a special finishing technique. GLOSSY takes high-quality kitchen architecture another step away from the mainstream.
- Blends perfectly with high-gloss countertops in both natural and engineered stone; for instance Polaris Glossy is perfectly matched with all of the main white tones on the market. Hardly any difference in colour is visible between the sink and the countertop with undermount installation.
- For long-lasting enjoyment, GLOSSY technology enables the surface to be repaired when initial signs of usage start to appear after many years of ownership.

Polaris Glossy

199

Magma Glossy

197



10:21 pm, NYC,  
inspiring culture clash

# CRISTADUR® SUPRA



N-175



Sink: SUPRA N-175  
Tap: SCHOCK PHOBOS



[www.schock.de/supra](http://www.schock.de/supra)





CRISTADUR®  
**SUPRA N-175**

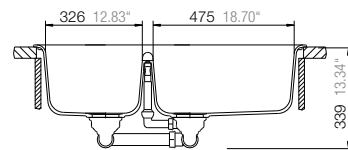
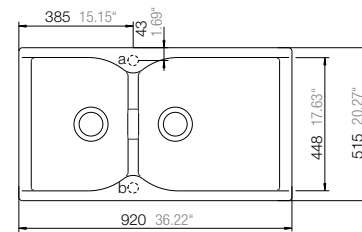


**Product benefits**

- The extremely fine structure of CRISTADUR® creates an enhanced smoothness you can really feel, so dirt that could be a breeding ground for bacteria finds it impossible to stick to the surface.
- Unusual, patented designer overflow rounds off the modern look.
- Extra functionality can be added in the form of accessories such as LED-light or comfotouch.

**Installation measurements**

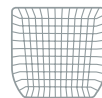

PDF/DXF: [www.schock.de/SUPN175](http://www.schock.de/SUPN175)




**Article no.**

-  **SUP N 175 A**
-  **SUP N 175 U**

**Optional accessories** (See pages 378-381)

	Wire basket <b>629149</b>	Manual drain kit..... <b>629355</b>
		Syphon..... <b>629229</b>
		comfotouch..... <b>629830</b>
		LED-light..... <b>629024</b>
	Automatic drain kit <b>629356PD</b>	Easy Care..... <b>629018</b>
		Easy Care Brightener..... <b>629019</b>
		Undermount clamps..... <b>6.3016/8</b>
		Pro Care..... <b>629099</b>
		Waste cap..... <b>628152</b>

**Inclusive**

-  Diamond drill SB Light  
**629095**

# FLAWLESS SURFACE



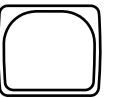
The material's ultra-fine structure means food and liquids that could be a breeding ground for bacteria finds it nearly impossible to stick to the material's surface. The SCHOCK dirt repellent effect.





6:54 pm, San Francisco,  
live your dream

CRISTADUR®  
VALLEY



N-100



N-100Y



Sink: VALLEY N-100  
Tap: SCHOCK SONO



[www.schock.de/valley](http://www.schock.de/valley)



NEW



NEW

CRISTADUR®  
- feel the difference

Bronze (87)

Stone (88)

Chocolate (86)

Acai (80)

Polaris (99)

Magma (97)

Earth (82)

CRISTADUR®  
**VALLEY N-100**

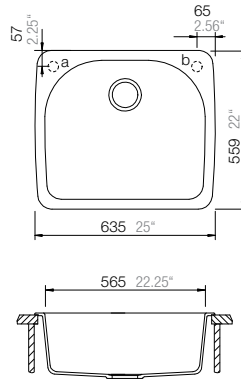


**Product benefits**

- Space-saving utility in an artful D shaped design.
- Rear set drain maximizes flat surface to protect stemware.
- This sink is a real highlight in the kitchen with seven gleaming CRISTADUR® colour to choose from.

**Installation measurements**

PDF/DXF: [www.schock.de/VALN100](http://www.schock.de/VALN100)



**Article no.**

- VAL N 100 A**
- VAL N 100 U**

**Optional accessories** (See pages 378-381)

	comfotouch <b>629830</b>	Manual drain kit..... <b>629861</b>
	LED-light <b>629024</b>	Easy Care..... <b>629018</b> Easy Care Brightener..... <b>629019</b>
		Undermount clamps..... <b>6.3016/6</b>
		Pro Care..... <b>629099</b> Waste cap..... <b>628152</b>

**Inclusive**

- Diamond drill SB Light  
**629095**

CRISTADUR®  
**VALLEY N-100Y**

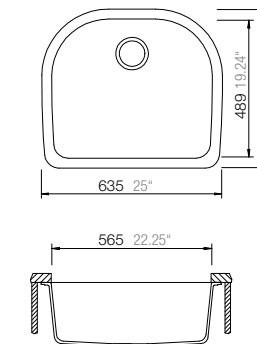


**Product benefits**

- Contemporary single bowl design pairs well with all modern kitchens.
- The integral proHygienic 21 protection helps put your mind at rest when preparing fresh food.
- Combines perfectly with the Schock SC-300 tap.

**Installation measurements**

PDF/DXF: [www.schock.de/VALN100Y](http://www.schock.de/VALN100Y)



**Article no.**

- VAL N 100Y U**

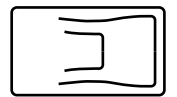
**Optional accessories** (See pages 378-381)

	comfotouch <b>629830</b>	Manual drain kit..... <b>629861</b>
	LED-light <b>629024</b>	Easy Care..... <b>629018</b> Easy Care Brightener..... <b>629019</b>
		Undermount clamps..... <b>6.3016/6</b>
		Pro Care..... <b>629099</b> Waste cap..... <b>628152</b>

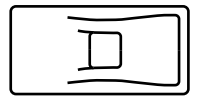
# CRISTADUR® WATERFALL



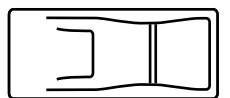
8:35 am, Niagara Falls,  
twilight, breathing fresh air,  
enjoying the countryside,  
finally weekend.



D-100



D-150



D-200



Sink: WATERFALL D-150  
Tap: SCHOCK HYPERION FLAT



[www.schock.de/waterfall](http://www.schock.de/waterfall)

# LUSTROUS BEAUTY

The limited edition CRISTADUR® colourway Rouge symbolises your culinary philosophy - making them apparent to guests at first sight. The rich red turns the sink into a lustrous eyecatcher in the kitchen and makes a real personal statement.



CRISTADUR®  
- feel the difference



Stone (88)

Carbonium (80)

Chocolate (86)

Acai (80)

Magma (87)

Polaris (89)

Magnolia (88)

Earth (82)

Bronze (87)

CRISTADUR®  
**WATERFALL D-100**

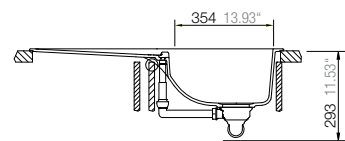
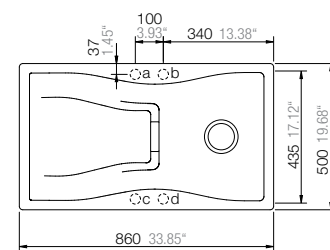


**Product benefits**

- Exceptionally beautiful, extravagant design – a work of art in the luxury kitchen.
- The integral natural protection in CRISTADUR® helps put your mind at rest when preparing fresh food.
- The product of a design study, this sink has a distinctive character.
- Can fit into a 45 cm base unit as an option.

**Installation measurements**

PDF/DXF: [www.schock.de/WATD100](http://www.schock.de/WATD100)




Installation in 45cm cabinet is possible but the side wall needs a small cutout.

**Article no.**

- WAT D 100 A**
- WAT D 100 U**
- WAT D 100 FB**

**Special colours**



**Optional accessories** (See pages 378-381)

	Chopping board, glass <b>629046*</b> black or <b>629045*</b> white	Manual drain kit..... <b>629370</b>	Pro Care..... <b>629099</b>
		Syphon..... <b>629229</b>	Waste cap..... <b>628152</b>
		comfotouch..... <b>629830</b>	Indutherm..... <b>629100</b>
		LED-light..... <b>629024</b>	
	Automatic drain kit <b>629371PD</b>		
		Easy Care..... <b>629018</b>	
		Easy Care Brightener..... <b>629019</b>	
		Undermount clamps..... <b>6.3016/8</b>	
		<b>Inclusive</b>	
	Diamond drill SB Light <b>629095</b>		

\* Please specify **U** = Undermounted or **FB** = Flushmounted

CRISTADUR®  
**WATERFALL D-150**

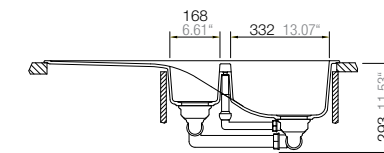
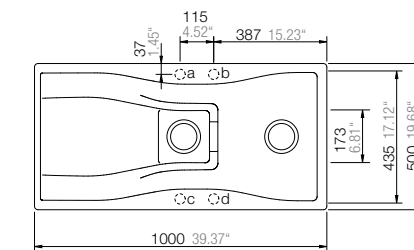


**Product benefits**

- The extravagant, premium design is given added emphasis with an on-trend strainer bowl.
- The draining board has the look of a waterfall, promising enduring fun with the washing-up.
- CRISTADUR® sets extraordinary standards in terms of surface feel, practicality and aesthetics.

**Installation measurements**

PDF/DXF: [www.schock.de/WATD150](http://www.schock.de/WATD150)



**Article no.**

- WAT D 150 A**
- WAT D 150 U**
- WAT D 150 FB**

**Special colours**



**Optional accessories** (See pages 378-381)

	Chopping board, glass <b>629046*</b> black or <b>629045*</b> white	Manual drain kit..... <b>629365</b>	Pro Care..... <b>629099</b>
		Syphon..... <b>629229</b>	Waste cap..... <b>628152</b>
		comfotouch..... <b>629830</b>	Indutherm..... <b>629100</b>
		LED-light..... <b>629024</b>	
	Strainer bowl <b>629049G</b> green or <b>629049W</b> white		
		Easy Care..... <b>629018</b>	
		Easy Care Brightener..... <b>629019</b>	
	Automatic drain kit <b>629366PD</b>		
		Undermount clamps..... <b>6.3016/8</b>	
		<b>Inclusive</b>	
	Diamond drill SB Light <b>629095</b>		



# A PIECE OF ART

SCHOCK excels in rethinking standard functionalities and by taking a new approach to the matter creating unique and beautiful designs. In the process shaping function into art - so happened to the Schock patented overflow being today a crucial part of many premium SCHOCK sinks.

## CRISTADUR® WATERFALL D-200

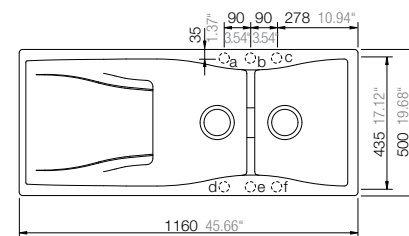


### Product benefits

- The product of a design study, this sink has a distinctive character.
- Combines perfectly with the Ideos Pro tap in the same colour.
- Exceptionally beautiful, extravagant design – a work of art in the luxury kitchen.

### Installation measurements


PDF/DXF: [www.schock.de/WATD200](http://www.schock.de/WATD200)



### Article no.

- WAT D 200 A**
- WAT D 200 U**
- WAT D 200 FB**

### Special colours



### Optional accessories (See pages 378-381)

	Chopping board, glass <b>629046U*</b> black or <b>629045U*</b> white	Manual drain kit..... <b>629365</b>	Pro Care..... <b>629099</b>
		Syphon..... <b>629229</b>	Waste cap..... <b>628152</b>
		comfotouch..... <b>629830</b>	Indutherm..... <b>629100</b>
		LED-light..... <b>629024</b>	
	Automatic drain kit <b>629366PD</b>	Easy Care..... <b>629018</b>	<b>Inclusive</b>
		Easy Care Brightener..... <b>629019</b>	Diamond drill SB Light <b>629095</b>
		Undermount clamps..... <b>6.3016/10</b>	

\* Please specify **U** = Undermounted or **FB** = Flushmounted



**SCH  
MY**

**OOCK  
CHOICE  
WE WILL  
KEEP IN TOUCH**



SINKS  
CRISTALITE<sup>+</sup>®

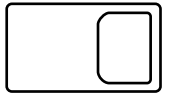
# MILANO

24/7 FASHION  
& DESIGN

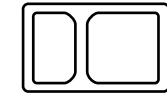
## CRISTALITE+<sup>®</sup> CAMPUS



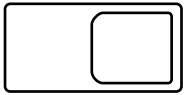
N-200



D-100



N-175XL



D-100L



D-150



D-200



N-200S



Sink: CAMPUS **D-150**  
Tap: SCHOCK **SC-200**



[www.schock.de/campus](http://www.schock.de/campus)

- CRISTALITE+<sup>®</sup> standard colours
- Alpha (07)
- CRISTALITE+<sup>®</sup> exclusive colours
- Crema (14)
- Everest (26)
- Terra (38)\*
- Colorado (08)
- Sabbia (58)
- Concrete (42)
- Croma (49)
- Mocha (63)
- Onyx (10)
- Inox (12)
- Nero (13)
- Basalt (41)



CRISTALITE+<sup>®</sup>  
**CAMPUS D-100**

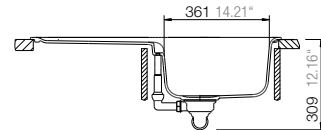
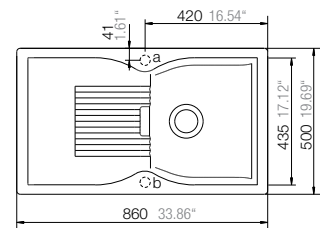


**Product benefits**



- The surface of CRISTALITE+<sup>®</sup> is up to three times as hard as natural granite and is therefore highly resistant.
- Optionally available with ultra-modern technology such as Schock comfotouch or LED lighting.
- This sink is a real highlight in the kitchen with 13 gleaming CRISTALITE+<sup>®</sup> colourways to choose from.

**Installation measurements**




PDF/DXF: [www.schock.de/CAMD100](http://www.schock.de/CAMD100)



**Article no.**

-  **CAM D 100 A**
-  **CAM D 100 U**

**Optional accessories** (See pages 378-381)

	Chopping board, glass <b>629046*</b> black or <b>629045*</b> white	Chopping board, glass..... <b>629036*</b> Chopping board, bamboo..... <b>629044</b>	Undermount clamps..... <b>6.3016/9</b>
	Wire basket <b>629147</b>	Manual drain kit..... <b>629358</b> Syphon..... <b>629229</b>	Waste cap..... <b>628152</b> Pro Care..... <b>629099</b> Diamond drill SB Light..... <b>629095</b>
	Automatic drain kit <b>629359</b>	comfotouch..... <b>629830</b> LED-light..... <b>629024</b>	Easy Care..... <b>629018</b> Easy Care Brightener..... <b>629019</b>

\* Please specify **U** = Undermounted

CRISTALITE+<sup>®</sup>  
**CAMPUS D-100L**

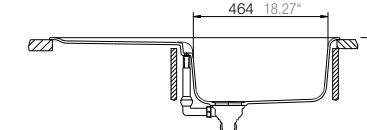
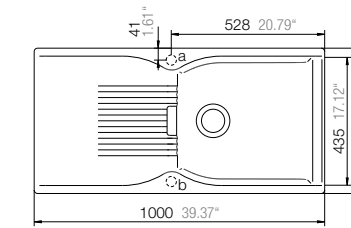


**Product benefits**



- Features a very large, deep bowl which can be enhanced by optional LED lighting or a chopping board.
- CRISTALITE+<sup>®</sup> is a real winner with its integrated hygiene protection system, Schock proHygienic 21.
- The classic and appealing design fits perfectly into any style – the modern, traditional or country kitchen.

**Installation measurements**




PDF/DXF: [www.schock.de/CAMD100L](http://www.schock.de/CAMD100L)



**Article no.**

-  **CAM D 100L A**
-  **CAM D 100L U**

**Optional accessories** (See pages 378-381)

	Chopping board, glass <b>629046*</b> black or <b>629045*</b> white	Chopping board, glass..... <b>629036*</b> Chopping board, bamboo..... <b>629044</b>	Undermount clamps..... <b>6.3016/9</b>
	Wire basket <b>629147</b>	Manual drain kit..... <b>629358</b> Syphon..... <b>629229</b>	Waste cap..... <b>628152</b> Pro Care..... <b>629099</b> Diamond drill SB Light..... <b>629095</b>
	Automatic drain kit <b>629359</b>	comfotouch..... <b>629830</b> LED-light..... <b>629024</b>	Easy Care..... <b>629018</b> Easy Care Brightener..... <b>629019</b>

- CRISTALITE<sup>+</sup> standard colours
- Alpha (07)
- Everest (26)
- CRISTALITE<sup>+</sup> exclusive colours
- Crema (14)
- Terra (38)
- Colorado (08)
- Sabbia (58)
- Concrete (42)
- Croma (49)
- Mocha (63)
- Onyx (10)
- Inox (12)
- Nero (13)
- Basalt (41)



CRISTALITE<sup>+</sup>  
**CAMPUS D-150**

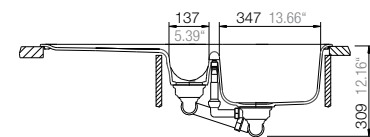
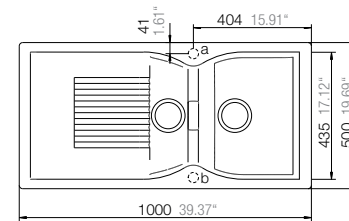


**Product benefits**

- The appealing design fits perfectly into any style of kitchen.
- The quartz particles in CRISTALITE<sup>+</sup> provide long-lasting protection against wear and make the sink extremely durable.
- Optionally, the sink can be supplied with a strainer bowl.

**Installation measurements**

PDF/DXF: [www.schock.de/CAMD150](http://www.schock.de/CAMD150)



**Article no.**

- CAM D 150 A**
- CAM D 150 U**

**Optional accessories** (See pages 378-381)

	Chopping board, glass <b>629046*</b> black or <b>629045*</b> white	Chopping board, glass..... <b>629036*</b> Chopping board, bamboo..... <b>629044</b>	Undermount clamps..... <b>6.3016/10</b>
	Strainer bowl <b>629041</b>	Manual drain kit..... <b>629355</b> Syphon..... <b>629229</b>	Waste cap..... <b>628152</b> Pro Care..... <b>629099</b> Diamond drill SB Light..... <b>629095</b>
	Automatic drain kit <b>629356</b>	comfotouch..... <b>629830</b> LED-light..... <b>629024</b>	Easy Care..... <b>629018</b> Easy Care Brightener..... <b>629019</b>

\* Please specify **U** = Undermounted

CRISTALITE<sup>+</sup>  
**CAMPUS D-200**

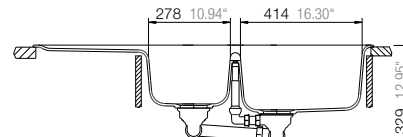
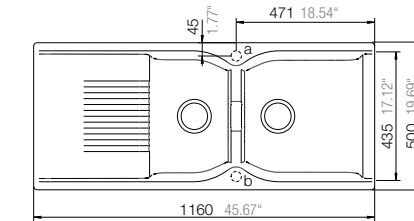


**Product benefits**

- Exceptional freedom with two large bowls and a sizeable draining board.
- CRISTALITE<sup>+</sup> is a real winner with its integrated hygiene protection system, Schock proHygienic 21.
- Extra functionality can be added in the form of accessories such as a bamboo chopping board or comfotouch.

**Installation measurements**

PDF/DXF: [www.schock.de/CAMD200](http://www.schock.de/CAMD200)



**Article no.**

- CAM D 200 A**
- CAM D 200 U**

**Optional accessories** (See pages 378-381)

	Chopping board, glass <b>629046*</b> black or <b>629045*</b> white	Chopping board, glass..... <b>629036*</b> Chopping board, bamboo..... <b>629044</b>	Undermount clamps..... <b>6.3016/10</b>
	Strainer bowl <b>629041</b>	Manual drain kit..... <b>629355</b> Syphon..... <b>629229</b>	Waste cap..... <b>628152</b> Pro Care..... <b>629099</b> Diamond drill SB Light..... <b>629095</b>
	Automatic drain kit <b>629356</b>	comfotouch..... <b>629830</b> LED-light..... <b>629024</b>	Easy Care..... <b>629018</b> Easy Care Brightener..... <b>629019</b>

- CRISTALITE+  
standard colours
- Alpha (07)
- CRISTALITE+  
exclusive colours
- Crema (14)
- Terra (38)
- Colorado (08)
- Sabbia (58)
- Concrete (42)
- Croma (49)
- Mocha (63)
- Onyx (10)
- Inox (12)
- Nero (13)
- Basalt (41)



CRISTALITE+  
**CAMPUS N-175XL**

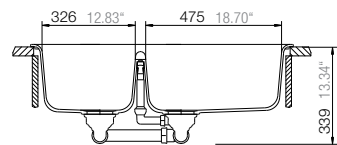
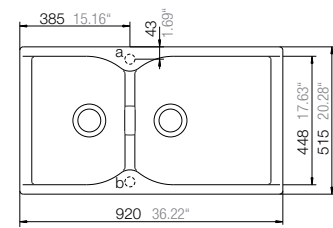


**Product benefits**

- CRISTALITE+ is easy to clean and extremely tough – perfect for the rigours of kitchen life.
- Combines perfectly with the SC-300 tap in the same colour.
- Unusual, patented designer overflow rounds off the modern look.

**Installation measurements**

PDF/DXF: [www.schock.de/CAMN175XL](http://www.schock.de/CAMN175XL)



**Article no.**

- CAM N 175XL A**
- CAM N 175XL U**

**Optional accessories** (See pages 378-381)

	Wire basket <b>629149</b>	Manual drain kit..... <b>629355</b>
		Syphon..... <b>629229</b>
	Automatic drain kit <b>629356</b>	comfotouch..... <b>629830</b>
		LED-light..... <b>629024</b>
		Undermount clamps..... <b>6.3016/8</b>
	Easy Care <b>629018</b>	Waste cap..... <b>628152</b>
	Easy Care Brightener <b>629019</b>	Pro Care..... <b>629099</b>
		Diamond drill SB Light..... <b>629095</b>

CRISTALITE+  
**CAMPUS N-200S**

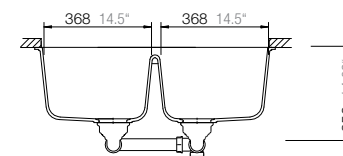
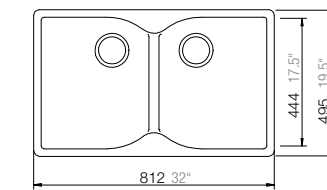


**Product benefits**

- The shorter design makes it perfectly suited to the modern kitchen suites in city and studio apartments.
- CRISTALITE+ is a real winner with its integrated hygiene protection system, Schock pro-Hygienic 21.
- Extra functionality can be added in the form of accessories such as a glass chopping board or a wire basket.

**Installation measurements**

PDF/DXF: [www.schock.de/CAMN200S](http://www.schock.de/CAMN200S)



**Article no.**

- CAM N 200S U**

**Optional accessories** (See pages 378-381)

	Automatic drain kit <b>629326</b>	Manual drain kit..... <b>629325</b>
		Syphon..... <b>629229</b>
		comfotouch..... <b>629830</b>
		LED-light..... <b>629024</b>
	Easy Care <b>629018</b>	Undermount clamps..... <b>6.3016/8</b>
	Easy Care Brightener <b>629019</b>	Waste cap..... <b>628152</b>
		Pro Care..... <b>629099</b>
		Diamond drill SB Light..... <b>629095</b>



- CRISTALITE+<sup>®</sup> standard colours
- Alpha (07)
- Terra (38)\*
- Sabbia (58)
- Croma (69)
- Onyx (10)
- Nero (13)
- CRISTALITE+<sup>®</sup> exclusive colours
- Crema (14)
- Everest (26)
- Colorado (08)
- Concrete (42)
- Mocha (63)
- Inox (12)
- Basalt (41)

CRISTALITE+<sup>®</sup>  
**CAMPUS N-200**

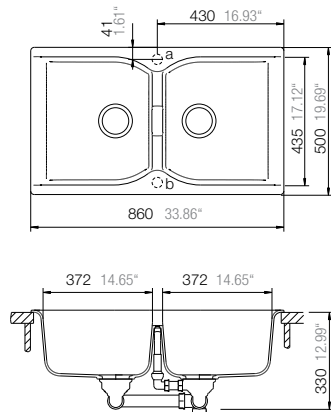


**Product benefits**

- Unusual, patented designer overflow rounds off the modern look.
- Incredibly spacious with two large bowls.
- This sink will turn heads in the kitchen in its gleaming CRISTALITE+<sup>®</sup> colour.

**Installation measurements**

PDF/DXF: [www.schock.de/CAMN200](http://www.schock.de/CAMN200)



**Article no.**

- CAM N 200 A**
- CAM N 200 U**

**Optional accessories** (See pages 378-381)

	Chopping board, glass <b>629046*</b> black or <b>629045*</b> white	Chopping board, glass..... <b>629036*</b>	Undermount clamps..... <b>6.3016/8</b>
		Chopping board, bamboo..... <b>629044</b>	Waste cap..... <b>628152</b>
	Wire basket <b>629147</b>	Manual drain kit..... <b>629355</b>	Pro Care..... <b>629099</b>
		Syphon..... <b>629229</b>	Diamond drill SB Light..... <b>629095</b>
	Automatic drain kit <b>629356</b>	comfotouch..... <b>629830</b>	
		LED-light..... <b>629024</b>	
		Easy Care..... <b>629018</b>	
		Easy Care Brightener..... <b>629019</b>	

\* Please specify **U** = Undermounted

CRISTALITE+  
CITY

# LONDON

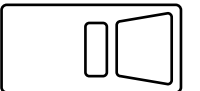
TRADITION  
MEETS STYLE



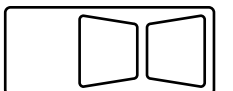
D-100



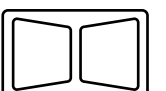
D-100L



D-150



D-200



N-200



Sink: CITY **D-150**  
Tap: SCHOCK **PHOBOS**



[www.schock.de/city](http://www.schock.de/city)

- CRISTALITE+  
standard colours
- Alpha (07)
- Everest (26)
- CRISTALITE+  
exclusive colours
- Crema (14)
- Terra (38)
- Colorado (08)
- Sabbia (58)
- Concrete (42)
- Croma (49)
- Mocha (63)
- Onyx (10)
- Inox (12)
- Nero (13)
- Basalt (41)



CRISTALITE+  
**CITY D-100**

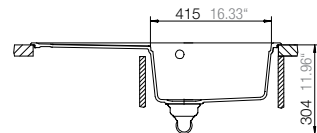
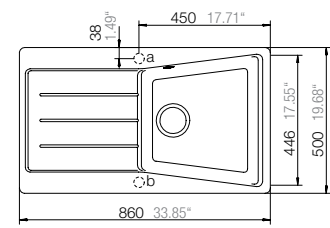


**Product benefits**

- Unique, purist sink design with a trapeze-shaped bowl – for real trendsetters.
- CRISTALITE+ is a real winner with its integrated hygiene protection system, Schock proHygienic 21.
- This sink is a real highlight in the kitchen with 13 CRISTALITE+ colours to choose from.

**Installation measurements**

PDF/DXF: [www.schock.de/CITD100](http://www.schock.de/CITD100)



**Article no.**

- CIT D 100 A**
- CIT D 100 U**

**Optional accessories** (See pages 378-381)

	Chopping board, glass <b>629046*</b> black or <b>629045*</b> white	Chopping board, glass..... <b>629036*</b> Chopping board, bamboo..... <b>629044</b>	Waste cap..... <b>628152</b> Pro Care..... <b>629099</b> Diamond drill SB Light..... <b>629095</b>
	Automatic drain kit <b>629352</b>	Manual drain kit..... <b>629353</b> Syphon..... <b>629229</b>	
	Easy Care <b>629018</b> Easy Care Brightener <b>629019</b>	comfotouch..... <b>629830</b> LED-light..... <b>629024</b>	
		Undermount clamps..... <b>6.3016/8</b>	

\* Please specify **U** = Undermounted

CRISTALITE+  
**CITY D-100L**

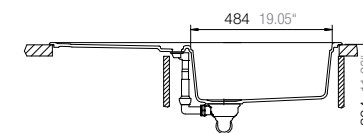
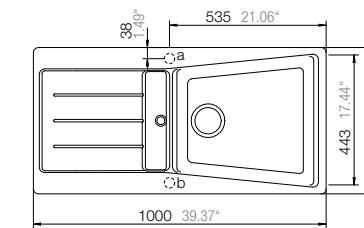


**Product benefits**

- Modern sink design with plenty of space for washing and doing the dishes.
- Combines perfectly with the Schock SC taps with CRISTALITE+ sleeves.
- The surface of CRISTALITE+ is up to three times as hard as natural granite and is therefore highly resistant.

**Installation measurements**

PDF/DXF: [www.schock.de/CITD100L](http://www.schock.de/CITD100L)



**Article no.**

- CIT D 100L A**
- CIT D 100L U**

**Optional accessories** (See pages 378-381)

	Chopping board, glass <b>629046*</b> black or <b>629045*</b> white	Chopping board, glass..... <b>629036*</b> Chopping board, bamboo..... <b>629044</b>	Waste cap..... <b>628152</b> Pro Care..... <b>629099</b> Diamond drill SB Light..... <b>629095</b>
	Automatic drain kit <b>629383</b>	Manual drain kit..... <b>629382</b> Syphon..... <b>629229</b>	
	Easy Care <b>629018</b> Easy Care Brightener <b>629019</b>	comfotouch..... <b>629830</b> LED-light..... <b>629024</b>	
		Undermount clamps..... <b>6.3016/8</b>	



- CRISTALITE+  
standard colours
- Alpha (07)
- Everest (26)
- CRISTALITE+  
exclusive colours
- Crema (14)
- Terra (38)
- Colorado (08)
- Sabbia (58)
- Concrete (42)
- Croma (49)
- Mocha (63)
- Onyx (10)
- Inox (12)
- Nero (13)
- Basalt (41)



CRISTALITE+  
**CITY D-150**

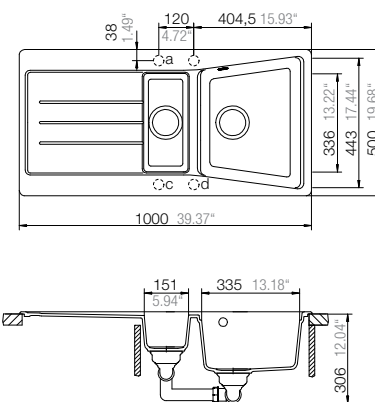


**Product benefits**

- The modern sink with an additional half bowl for left-overs adds to the premium character of the kitchen without compromising on functionality.
- The quartz particles in CRISTALITE+ provide long-lasting protection against wear and make the sink extremely durable.
- Optionally available with ultra-modern technology such as Schöck comfotouch or LED lighting.

**Installation measurements**

PDF/DXF: [www.schock.de/CITD150](http://www.schock.de/CITD150)



**Article no.**

- CIT D 150 A**
- CIT D 150 U**

**Optional accessories** (See pages 378-381)

	Chopping board, glass <b>629046*</b> black or <b>629045*</b> white	Chopping board, glass..... <b>629036*</b> Chopping board, bamboo..... <b>629044</b>	Undermount clamps..... <b>6.3016/10</b>
	Strainer bowl <b>629029</b>	Manual drain kit..... <b>629304</b> Syphon..... <b>629229</b>	Waste cap..... <b>628152</b> Pro Care..... <b>629099</b> Diamond drill SB Light..... <b>629095</b>
	Automatic drain kit <b>629305</b>	comfotouch..... <b>629830</b> LED-light..... <b>629024</b>	
	Easy Care..... <b>629018</b> Easy Care Brightener..... <b>629019</b>		

\* Please specify **U** = Undermounted

CRISTALITE+  
**CITY D-200**

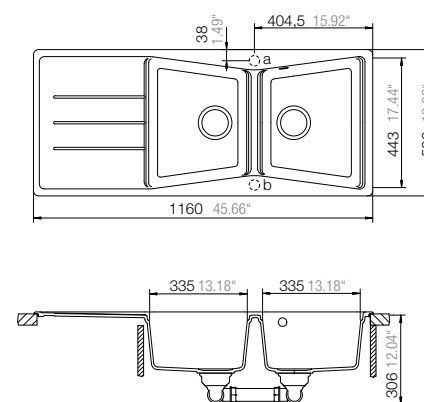


**Product benefits**

- Incredibly spacious with two large bowls and a sizeable draining board.
- Combines perfectly with the Urania tap in the same colour.
- With 13 CRISTALITE+ colourways to choose from, this sink adds that decisive splash of colour to the kitchen – right up.

**Installation measurements**

PDF/DXF: [www.schock.de/CITD200](http://www.schock.de/CITD200)



**Article no.**

- CIT D 200 A**
- CIT D 200 U**

**Optional accessories** (See pages 378-381)

	Chopping board, glass <b>629046*</b> black or <b>629045*</b> white	Chopping board, glass..... <b>629036*</b> Chopping board, bamboo..... <b>629044</b>	Waste cap..... <b>628152</b> Pro Care..... <b>629099</b> Diamond drill SB Light..... <b>629095</b>
	Automatic drain kit <b>629305</b>	Manual drain kit..... <b>629304</b> Syphon..... <b>629229</b>	
	Easy Care..... <b>629018</b> Easy Care Brightener..... <b>629019</b>	comfotouch..... <b>629830</b> LED-light..... <b>629024</b>	
		Undermount clamps..... <b>6.3016/10</b>	



- CRISTALITE+<sup>®</sup> standard colours
- Alpha (07)
- Terra (38)\*
- Sabbia (58)
- Croma (49)
- Onyx (10)
- Nero (13)
- CRISTALITE+<sup>®</sup> exclusive colours
- Crema (14)
- Everest (26)
- Colorado (08)
- Concrete (42)
- Mocha (63)
- Inox (12)
- Basalt (41)

CRISTALITE+<sup>®</sup>  
**CITY N-200**

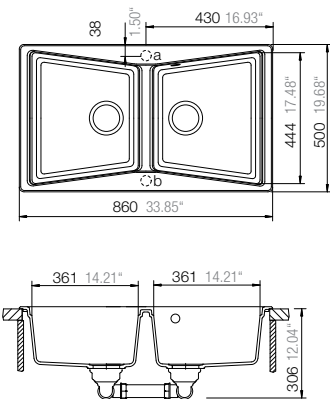


**Product benefits**

- CRISTALITE+<sup>®</sup> is a real winner with its integrated hygiene protection system, Schock proHygienic 21.
- Exceptional freedom with two large bowls.
- Available in two different installation options for more flexibility in kitchen planning.

**Installation measurements**

PDF/DXF: [www.schock.de/CITN200](http://www.schock.de/CITN200)



**Article no.**

- CIT N 200 A**
- CIT N 200 U**

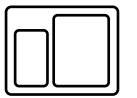
**Optional accessories** (See pages 378-381)

	Chopping board, glass <b>629046*</b> black or <b>629045*</b> white	Chopping board, glass..... <b>629036*</b> Chopping board, bamboo..... <b>629044</b>	Waste cap..... <b>628152</b> Pro Care..... <b>629099</b> Diamond drill SB Light..... <b>629095</b>
	Automatic drain kit <b>629305</b>	Manual drain kit..... <b>629304</b> Syphon..... <b>629229</b>	
	Easy Care <b>629018</b> Easy Care Brightener <b>629019</b>	comfotouch..... <b>629830</b> LED-light..... <b>629024</b> Undermount clamps..... <b>6.3016/4</b>	

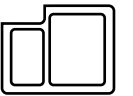
\* Please specify **U** = Undermounted

# LONDON

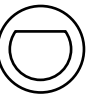
BY TAXI



N-150



N-150Y



R-100



Sink: CLASSIC N-150  
Tap: SCHOCK COSMO



[www.schock.de/classic](http://www.schock.de/classic)



- CRISTALITE+  
standard colours
- Alpha (07)
- Terra (38)
- Sabbia (58)
- Croma (49)
- Onyx (10)
- Nero (13)
- CRISTALITE+  
exclusive colours
- Crema (14)
- Everest (26)
- Colorado (08)
- Concrete (42)
- Mocha (63)
- Inox (12)
- Basalt (41)

CRISTALITE+  
**CLASSIC N-150**

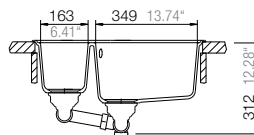
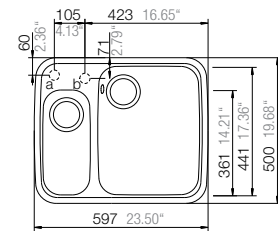


**Product benefits**

- Modern sink with great functionality due to its traditional dimensions and great aspirations thanks to its outstanding design.
- CRISTALITE+ is easy to clean and extremely tough – perfect for the rigours of kitchen life.

**Installation measurements**

PDF/DXF: [www.schock.de/CLAN150](http://www.schock.de/CLAN150)



**Article no.**

- CLA N 150 A**
- CLA N 150 U**

**Optional accessories** (See pages 378-381)

	Chopping board, glass <b>629046*</b> black or <b>629045*</b> white	Chopping board, glass..... <b>629036*</b>	Waste cap..... <b>628152</b>
		Chopping board, bamboo..... <b>629044</b>	Pro Care..... <b>629099</b>
		Manual drain kit..... <b>629374</b>	Diamond drill SB Light..... <b>629095</b>
		Syphon..... <b>629229</b>	
	Strainer bowl <b>629072/48</b>	Easy Care..... <b>629018</b>	
		Easy Care Brightener..... <b>629019</b>	
	Automatic drain kit <b>629321</b>	Undermount clamps..... <b>6.3016/10</b>	

\* Please specify **U** = Undermounted

CRISTALITE+  
**CLASSIC N-150Y**

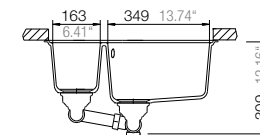
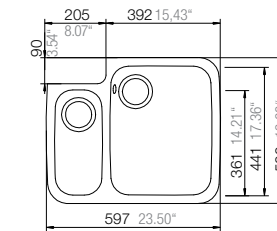


**Product benefits**

- The shorter design makes it perfectly suited to the modern kitchen suites in city and studio apartments.
- This sink is a real highlight in the kitchen with thirteen gleaming CRISTALITE+ colourways to choose from.

**Installation measurements**

PDF/DXF: [www.schock.de/CLAN150Y](http://www.schock.de/CLAN150Y)



**Article no.**

- CLA N 150Y U**

**Optional accessories** (See pages 378-381)

	Chopping board, glass <b>629046*</b> black or <b>629045*</b> white	Chopping board, glass..... <b>629036*</b>	Waste cap..... <b>628152</b>
		Chopping board, bamboo..... <b>629044</b>	Pro Care..... <b>629099</b>
		Manual drain kit..... <b>629374</b>	
		Syphon..... <b>629229</b>	
	Strainer bowl <b>629072/48</b>	Easy Care..... <b>629018</b>	
		Easy Care Brightener..... <b>629019</b>	
	Automatic drain kit <b>629321</b>	Undermount clamps..... <b>6.3016/10</b>	

- CRISTALITE+<sup>®</sup> standard colours
- Alpha (07)
- Terra (38)
- Sabbia (58)
- Croma (69)
- Onyx (10)
- Nero (13)
- CRISTALITE+<sup>®</sup> exclusive colours
- Crema (14)
- Everest (26)
- Colorado (08)
- Concrete (42)
- Mocha (63)
- Inox (12)
- Basalt (41)



CRISTALITE+<sup>®</sup>  
**CLASSIC R-100**

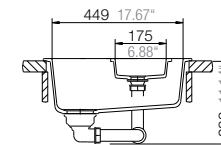
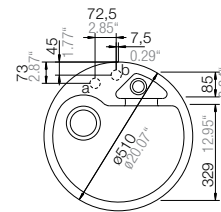


**Product benefits**

- The combination of classic design and ultra-modern materiality creates an exceptionally high-grade sink.
- CRISTALITE+<sup>®</sup> is easy to clean and extremely tough – perfect for the rigours of kitchen life.

**Installation measurements**



PDF/DXF: [www.schock.de/CLAR100](http://www.schock.de/CLAR100)



**Article no.**

-  **CLA R 100 A**
-  **CLA R 100 U**

**Optional accessories** (See pages 378-381)

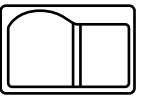
	Automatic drain kit <b>629343</b>	Manual drain kit..... <b>629344</b>
		Syphon..... <b>629229</b>
	Easy Care <b>629018</b>	Undermount clamps..... <b>6.3016/5</b>
	Easy Care Brightener <b>629019</b>	Waste cap..... <b>628152</b>
		Pro Care..... <b>629099</b>
		Diamond drill SB Light..... <b>629095</b>

# SAN FRANCISCO

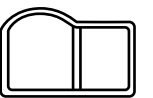
LIVE YOUR DREAM

CRISTALITE<sup>+</sup>  
**CREST**

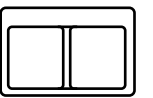
CLASSIC  
CREST



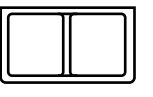
N-175



N-175Y



N-200



N-200Y



NEW

Sink: CREST **N-175**  
Tap: SCHOCK **KARPO PRO**



[www.schock.de/crest](http://www.schock.de/crest)



CRISTALITE+<sup>®</sup>  
exclusive colours

Everest (26)

Concrete (42)

CRISTALITE+<sup>®</sup>  
standard colours

Onyx (10)

Mocha (63)

Nero (13)

Basalt (41)

CRISTALITE+<sup>®</sup>  
**CREST N-175**

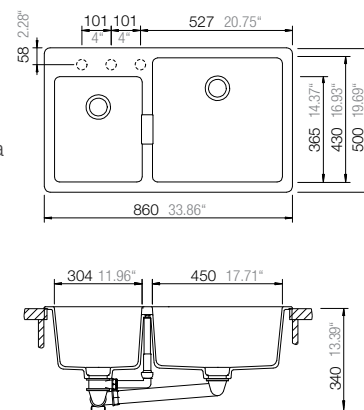


**Product benefits**

- CRISTALITE+<sup>®</sup> is easy to clean and extremely tough – perfect for the rigours of kitchen life.
- Combines perfectly with the SC-300 tap in the same colour.
- Optionally, the sink can be supplied with a manual waste fitting.

**Installation measurements**

PDF/DXF: [www.schock.de/CREN175](http://www.schock.de/CREN175)



**Article no.**

- CRE N 175 A**
- CRE N 175 U**

**Optional accessories** (See pages 378-381)



Easy Care <b>629018</b>	Manual drain kit.....	<b>629861</b>
Easy Care Brightener <b>629019</b>	comfotouch.....	<b>629830</b>
	LED-light.....	<b>629024</b>
	Undermount clamps.....	<b>6.3016/6</b>
	Waste cap.....	<b>628152</b>
	Pro Care.....	<b>629099</b>
	Diamond drill SB Light.....	<b>629095</b>

CRISTALITE+<sup>®</sup>  
**CREST N-175Y**

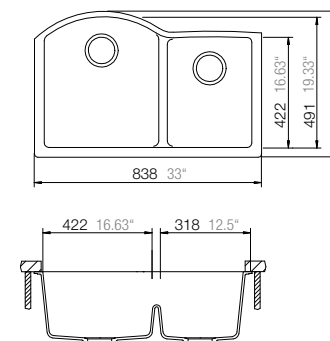


**Product benefits**

- Modern sink design with plenty of space for washing and doing the dishes.
- With six intense CRISTALITE+<sup>®</sup> colourways to choose from, this sink adds that decisive splash of colour to the kitchen – right up with the colour-blocking trend.
- Extra functionality can be added in the form of accessories such as a soap dispenser.

**Installation measurements**

PDF/DXF: [www.schock.de/CREN175Y](http://www.schock.de/CREN175Y)



**Article no.**

- CRE N 175Y U**

**Optional accessories** (See pages 378-381)



Easy Care <b>629018</b>	Manual drain kit.....	<b>629861</b>
Easy Care Brightener <b>629019</b>	comfotouch.....	<b>629830</b>
	LED-light.....	<b>629024</b>
	Undermount clamps.....	<b>6.3016/6</b>
	Waste cap.....	<b>628152</b>
	Pro Care.....	<b>629099</b>

CRISTALITE+  
exclusive colours

Everest (26)

Concrete (42)


CRISTALITE+  
standard colours

Onyx (10)

Mocha (63)

Nero (13)

Basalt (41)



CRISTALITE+  
**CREST N-200**

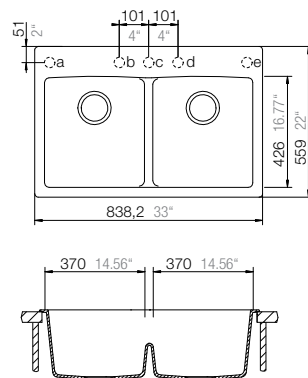


**Product benefits**

- The long tap-hole platform can be equipped with up to five holes.
- The surface of CRISTALITE+ is up to three times as hard as natural granite and is therefore resistant to everything.
- Rear set drains maximize flat surfaces to protect stemware.

**Installation measurements**

PDF/DXF: [www.schock.de/CREN200](http://www.schock.de/CREN200)



**Article no.**

- CRE N 200 A**
- CRE N 200 U**

**Optional accessories** (See pages 378-381)



Easy Care <b>629018</b>	Manual drain kit.....	<b>629861</b>
Easy Care Brightener <b>629019</b>	comfotouch.....	<b>629830</b>
	LED-light.....	<b>629024</b>
	Undermount clamps.....	<b>6.3016/6</b>
	Waste cap.....	<b>628152</b>
	Pro Care.....	<b>629099</b>
	Diamond drill SB Light.....	<b>629095</b>

CRISTALITE+  
**CREST N-200Y**

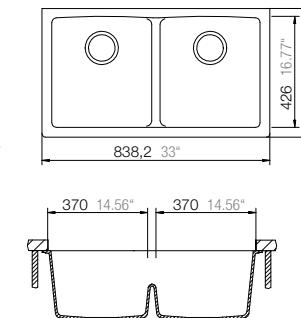


**Product benefits**

- The integral Schock proHygienic 21 protection in CRISTALITE+ helps put your mind at rest when preparing fresh food.
- Incredibly spacious with two large bowls.
- With six intense CRISTALITE+ colourways to choose from, this sink adds that decisive splash of colour to the kitchen – right up with the colour-blocking trend.

**Installation measurements**

PDF/DXF: [www.schock.de/CREN200Y](http://www.schock.de/CREN200Y)



**Article no.**

- CRE N 200Y U**

**Optional accessories** (See pages 378-381)

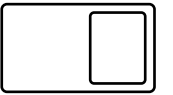


Easy Care <b>629018</b>	Manual drain kit.....	<b>629861</b>
Easy Care Brightener <b>629019</b>	comfotouch.....	<b>629830</b>
	LED-light.....	<b>629024</b>
	Undermount clamps.....	<b>6.3016/6</b>
	Waste cap.....	<b>628152</b>
	Pro Care.....	<b>629099</b>

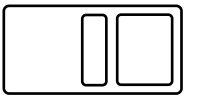


# SAN FRANCISCO

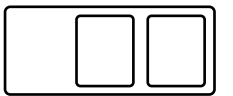
LONGBOARDING  
AND NO BRAKES!



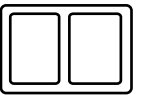
D-100



D-150



D-200



N-200



Sink: DOMUS **D-150**  
Tap: SCHOCK **HYPERION FLAT**



[www.schock.de/domus](http://www.schock.de/domus)

- CRISTALITE<sup>+</sup> standard colours
- Alpha (07)
- Everest (26)
- CRISTALITE<sup>+</sup> exclusive colours
- Crema (14)
- Terra (38)
- Colorado (08)
- Sabbia (58)
- Concrete (42)
- Croma (49)
- Mocha (63)
- Onyx (10)
- Inox (12)
- Nero (13)
- Basalt (41)



CRISTALITE<sup>+</sup>  
**DOMUS D-100**

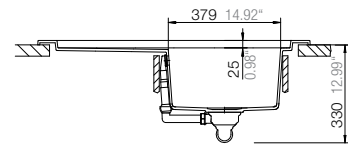
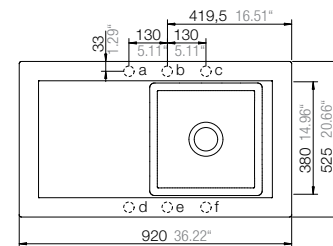


**Product benefits**

- The integral protection in CRISTALITE<sup>+</sup> helps put your mind at rest when preparing fresh food.
- An exceptionally beautiful design featuring straight lines very much in the contemporary kitchen style.
- Extra functionality can be added in the form of accessories such as a glass chopping board or comfotouch.

**Installation measurements**

PDF/DXF: [www.schock.de/DOMD100](http://www.schock.de/DOMD100)



**Article no.**

- DOM D 100 A**
- DOM D 100 U**

**Optional accessories** (See pages 378-381)

	Chopping board, glass <b>629033</b>	Manual drain kit..... <b>629353</b>
	Automatic drain kit <b>629352</b>	Syphon..... <b>629229</b>
	Easy Care <b>629018</b>	comfotouch..... <b>629830</b>
	Easy Care Brightener <b>629019</b>	LED-light..... <b>629024</b>
		Undermount clamps..... <b>6.3016/8</b>
		Waste cap..... <b>628152</b>
		Pro Care..... <b>629099</b>
		Diamond drill SB Light..... <b>629095</b>

CRISTALITE<sup>+</sup>  
**DOMUS D-150**

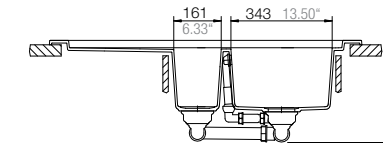
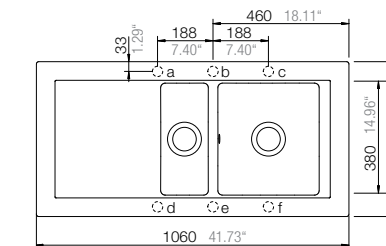


**Product benefits**

- The combination of modern design and on-trend materiality creates an exceptionally high-grade sink.
- With 13 intense CRISTALITE<sup>+</sup> colourways to choose from, this sink adds that decisive splash of colour to the kitchen – right up with the colour-blocking trend.
- Combines perfectly with the SC-300 tap in the same colour.

**Installation measurements**

PDF/DXF: [www.schock.de/DOMD150](http://www.schock.de/DOMD150)



**Article no.**

- DOM D 150 A**
- DOM D 150 U**

**Optional accessories** (See pages 378-381)

	Chopping board, glass <b>629033</b>	Manual drain kit..... <b>629348</b>	Waste cap..... <b>628152</b>
	Strainer bowl <b>629047/N</b>	Syphon..... <b>629229</b>	Pro Care..... <b>629099</b>
	Automatic drain kit <b>629349</b>	comfotouch..... <b>629830</b>	Diamond drill SB Light..... <b>629095</b>
		LED-light..... <b>629024</b>	
		Easy Care..... <b>629018</b>	
		Easy Care Brightener..... <b>629019</b>	
		Undermount clamps..... <b>6.3016/10</b>	



- CRISTALITE+<sup>®</sup> standard colours
- Alpha (07)
- CRISTALITE+<sup>®</sup> exclusive colours
- Crema (14)
- Everest (26)
- Terra (38)
- Colorado (08)
- Sabbia (58)
- Concrete (42)
- Croma (49)
- Mocha (63)
- Onyx (10)
- Inox (12)
- Nero (13)
- Basalt (41)

CRISTALITE+<sup>®</sup>  
**DOMUS D-200**

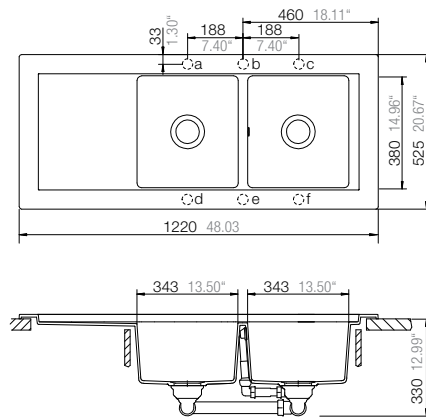


**Product benefits**

- Incredibly spacious with two large bowls and a sizeable draining board.
- Designed with straight lines and appeal, this sink fits perfectly into any style of kitchen.
- Optionally available with ultra-modern technology such as Schock comfotouch or LED lighting.

**Installation measurements**




PDF/DXF: [www.schock.de/DOMD200](http://www.schock.de/DOMD200)



**Article no.**

-  **DOM D 200 A**
-  **DOM D 200 U**

**Optional accessories** (See pages 378-381)

	Chopping board, glass <b>629033</b>	Manual drain kit ..... <b>629348</b>	Waste cap..... <b>628152</b>
		Syphon..... <b>629229</b>	Pro Care..... <b>629099</b>
		comfotouch..... <b>629830</b>	Diamond drill SB Light..... <b>629095</b>
	Strainer bowl <b>629047/N</b>	LED-light ..... <b>629024</b>	
		Easy Care..... <b>629018</b>	
		Easy Care Brightener..... <b>629019</b>	
	Automatic drain kit <b>629349</b>	Undermount clamps..... <b>6.3016/10</b>	

CRISTALITE+<sup>®</sup>  
**DOMUS N-200**

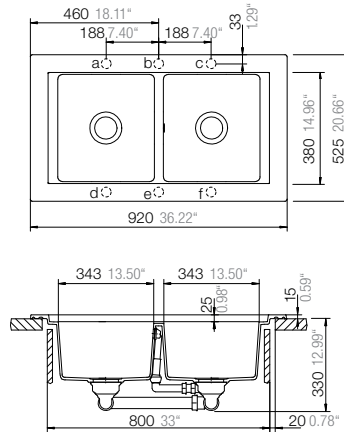


**Product benefits**

- The classic sink design brings a piece of timeless beauty into the kitchen.
- The quartz particles in CRISTALITE+<sup>®</sup> provide long-lasting protection against wear and make the sink extremely durable.
- This sink will turn heads in the kitchen in its gleaming CRISTALITE+<sup>®</sup> colours.

**Installation measurements**




PDF/DXF: [www.schock.de/DOMN200](http://www.schock.de/DOMN200)



**Article no.**

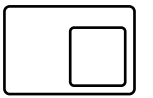
-  **DOM N 200 A**
-  **DOM N 200 U**

**Optional accessories** (See pages 378-381)

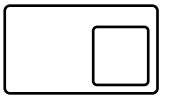
	Chopping board, glass <b>629033</b>	Manual drain kit..... <b>629348</b>	Waste cap..... <b>628152</b>
		comfotouch..... <b>629830</b>	Pro Care..... <b>629099</b>
		LED-light..... <b>629024</b>	Diamond drill SB Light..... <b>629095</b>
	Automatic drain kit <b>629349</b>	Easy Care..... <b>629018</b>	
		Easy Care Brightener..... <b>629019</b>	
	Easy Care <b>629018</b> Easy Care Brightener <b>629019</b>	Undermount clamps..... <b>6.3016/8</b>	

# HOLLYWOOD

COOL IS A  
STATE OF MIND...



D-100S



D-100



D-150




NEW

Sink: EDEN D-150  
Tap: SCHOCK SONO




[www.schock.de/eden](http://www.schock.de/eden)

- CRISTALITE+ standard colours
- Alpha (07)
- Everest (26)
- CRISTALITE+ exclusive colours
- Crema (14)
- Terra (38)
- Colorado (08)
- Sabbia (58)
- Concrete (42)
- Croma (49)
- Mocha (63)
- Onyx (10)
- Inox (12)
- Nero (13)
- Basalt (41)



not reversible



not reversible

CRISTALITE+  
**EDEN D-100S**

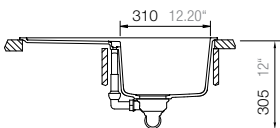
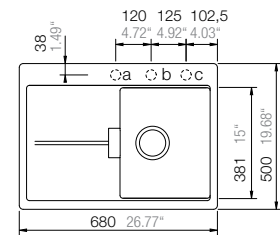


**Product benefits**

- The shorter design makes it perfectly suited to the modern kitchen suites in city and studio apartments.
- CRISTALITE+ is a real winner with its integrated hygiene protection system, Schock proHygienic 21.
- Extra functionality can be added in the form of accessories such as a glass chopping board or comfotouch.

**Installation measurements**

PDF/DXF: [www.schock.de/EDED100S](http://www.schock.de/EDED100S)



**Article no.**

- EDE D 100S A**
- EDE D 100S U**

**Optional accessories** (See pages 378-381)

	Chopping board, glass	Manual drain kit.....	<b>629395</b>	Waste cap.....	<b>628152</b>
	<b>629076</b> black	Syphon.....	<b>629229</b>	Pro Care.....	<b>629099</b>
	Strainer bowl	comfotouch.....	<b>629830</b>	Diamond drill SB Light.....	<b>629095</b>
		<b>629051</b>	LED-light.....	<b>629024</b>	
	Automatic drain kit	Easy Care.....	<b>629018</b>		
		<b>629368PD</b>	Easy Care Brightener.....	<b>629019</b>	
		Undermount clamps.....	<b>6.3016/4</b>		

CRISTALITE+  
**EDEN D-100**

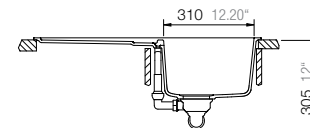
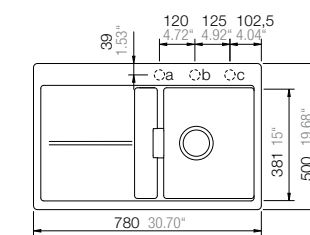


**Product benefits**

- An exceptionally beautiful design featuring straight lines very much in the contemporary kitchen style
- Remarkably easy to clean – dirt finds it virtually impossible to stick to the surface thanks to the CRISTALITE+ dirt repellent effect.
- Combines perfectly with the Schock Nimbus tap.

**Installation measurements**

PDF/DXF: [www.schock.de/EDED100](http://www.schock.de/EDED100)



**Article no.**

- EDE D 100 A**
- EDE D 100 U**

**Optional accessories** (See pages 378-381)

	Chopping board, glass	Manual drain kit.....	<b>629370</b>	Waste cap.....	<b>628152</b>
	<b>629076</b> black	Syphon.....	<b>629229</b>	Pro Care.....	<b>629099</b>
	Strainer bowl	comfotouch.....	<b>629830</b>	Diamond drill SB Light.....	<b>629095</b>
		<b>629051</b>	LED-light.....	<b>629024</b>	
	Automatic drain kit	Easy Care.....	<b>629018</b>		
		<b>629371PD</b>	Easy Care Brightener.....	<b>629019</b>	
		Undermount clamps.....	<b>6.3016/6</b>		

- CRISTALITE+  
standard colours
- Alpha (07)
- Everest (26)
- CRISTALITE+  
exclusive colours
- Crema (14)
- Terra (38)
- Colorado (08)
- Sabbia (58)
- Concrete (42)
- Croma (49)
- Mocha (63)
- Onyx (10)
- Inox (12)
- Nero (13)
- Basalt (41)



not reversible

CRISTALITE+  
**EDEN D-150**

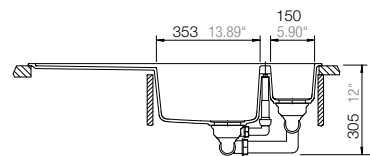
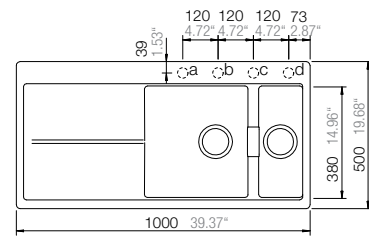


**Product benefits**

- The exceptionally beautiful design with its straight lines has won numerous prizes.
- Unique designer glass chopping boards provide flush-mounted coverage and add to the sink's quality look.
- The long tap-hole platform can be equipped with up to four holes.

**Installation measurements**

PDF/DXF: [www.schock.de/EDED150](http://www.schock.de/EDED150)



**Article no.**

- EDE D150 A**
- EDE D150 U**

**Optional accessories** (See pages 378-381)

	Chopping board, glass <b>629064</b> black, small or <b>629075</b> black, large	Chopping board green, small..... <b>629064/1</b> Chopping board green, large..... <b>629075/1</b>	Undermount clamps..... <b>6.3016/6</b>
	Strainer bowl <b>629051</b>	Manual drain kit..... <b>629372</b> Syphon..... <b>629229</b>	Waste cap..... <b>628152</b> Pro Care..... <b>629099</b> Diamond drill SB Light..... <b>629095</b>
	Automatic drain kit <b>629373PD</b>	comfotouch..... <b>629830</b> LED-light..... <b>629024</b>	
		Easy Care..... <b>629018</b> Easy Care Brightener..... <b>629019</b>	

perfect  
integration



CHOPPINGBOARD / GLASS  
**629064/1** green, small  
**629075/1** green, large




CHOPPINGBOARD / GLASS  
**629064/1** green, small



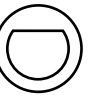
CHOPPINGBOARD / GLASS  
**629075/1** green, large

# SAN FRANCISCO

NIGHT LIGHTS



N-100



R-100



Sink: EURO **N-100**  
Tap: SCHOCK **SIMI**



[www.schock.de/euro](http://www.schock.de/euro)

- CRISTALITE+<sup>®</sup> standard colours
- Alpha (07) GENIUS
- Crema (14)
- CRISTALITE+<sup>®</sup> exclusive colours
- Everest (26)
- Terra (38)
- Colorado (08)
- Sabbia (58)
- Concrete (42)
- Croma (49)
- Mocha (63)
- Onyx (10)
- Inox (12)
- Nero (13)
- Basalt (41)



CRISTALITE+<sup>®</sup>  
**EURO N-100**

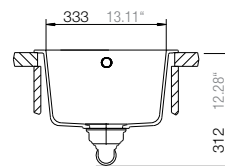
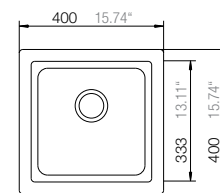


**Product benefits**

- An exceptionally smooth design featuring straight lines very much in the contemporary kitchen style.
- The surface of CRISTALITE+<sup>®</sup> is up to three times as hard as natural granite and is therefore highly resistant.
- This sink will turn heads in the kitchen in its gleaming CRISTALITE+<sup>®</sup> colourways.

**Installation measurements**

PDF/DXF: [www.schock.de/EURN100](http://www.schock.de/EURN100)



**Article no.**

- EUR N 100 A**
- EUR N 100 U**

**Optional accessories** (See pages 378-381)

	Automatic drain kit <b>629313</b>	Manual drain kit..... <b>629314</b>
		Syphon..... <b>629229</b>
	Easy Care <b>629018</b>	comfotouch..... <b>629830</b>
	Easy Care Brightener <b>629019</b>	Undermount clamps..... <b>6.3016/4</b>
		Waste cap..... <b>628152</b>
		Pro Care..... <b>629099</b>
		Diamond drill SB Light..... <b>629095</b>

CRISTALITE+<sup>®</sup>  
**EURO R-100**

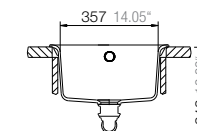
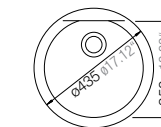


**Product benefits**

- The classic and appealing design fits perfectly into any style – the modern, traditional or country kitchen.
- CRISTALITE+<sup>®</sup> is a real winner with its integrated hygiene protection system, Schock pro-Hygienic 21.

**Installation measurements**

PDF/DXF: [www.schock.de/EURR100](http://www.schock.de/EURR100)



**Article no.**

- EUR R 100 A**
- EUR R 100 U**

**Optional accessories** (See pages 378-381)

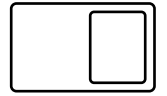
	Automatic drain kit <b>629220</b>	Manual drain kit..... <b>629112</b>
		Syphon..... <b>629229</b>
	Easy Care <b>629018</b>	comfotouch..... <b>629830</b>
	Easy Care Brightener <b>629019</b>	Undermount clamps..... <b>6.3016/5</b>
		Waste cap..... <b>628152</b>
		Pro Care..... <b>629099</b>
		Diamond drill SB Light..... <b>629095</b>



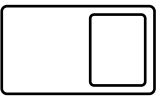
# RIO

VIBRANT CITY

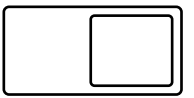
CRISTALITE<sup>+</sup>  
FORMHAUS



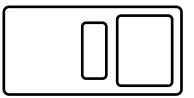
D-100S



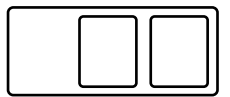
D-100



D-100L



D-150



D-200



Sink: FORMHAUS **D-150**  
Tap: SCHOCK **PHOBOS**



[www.schock.de/formhaus](http://www.schock.de/formhaus)



CRISTALITE+<sup>®</sup>  
standard colours

Alpina (07)

Terra (38)

Sabbia (58)

Croma (69)

Onyx (10)

Nero (13)

EURO  
FORMHAUS

CRISTALITE+<sup>®</sup>  
**FORMHAUS D-100S**

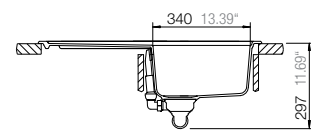
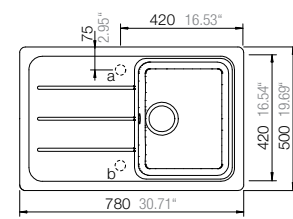


**Product benefits**

- The shorter design makes it perfectly suited to the modern kitchen suites in city and studio apartments.
- Extra functionality can be added in the form of accessories such as comfotouch and LED-light.
- Combines perfectly with the Schock Ideas Pro tap in stainless steel look.

**Installation measurements**



PDF/DXF: [www.schock.de/FOMD100S](http://www.schock.de/FOMD100S)



**Article no.**

 **FOM D 100S A**

**Optional accessories** (See pages 378-381)

	Automatic drain kit <b>629871</b>	Manual drain kit..... <b>629870</b>
		Syphon..... <b>629229</b>
		Waste cap..... <b>628152</b>
	Easy Care <b>629018</b>	Pro Care..... <b>629099</b>
	Easy Care Brightener <b>629019</b>	Diamond drill SB Light..... <b>629095</b>

CRISTALITE+<sup>®</sup>  
**FORMHAUS D-100**

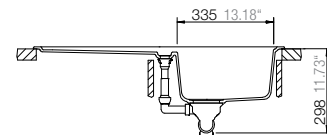
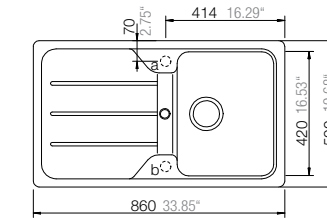


**Product benefits**

- This sink will turn heads in the kitchen in its gleaming CRISTALITE+<sup>®</sup> colourways.
- The surface of CRISTALITE+<sup>®</sup> is up to three times as hard as natural granite and is therefore highly resistant.

**Installation measurements**



PDF/DXF: [www.schock.de/FOMD100](http://www.schock.de/FOMD100)



**Article no.**

 **FOM D 100 A**

**Optional accessories** (See pages 378-381)

	Automatic drain kit <b>629873</b>	Manual drain kit..... <b>629872</b>
		Syphon..... <b>629229</b>
		Waste cap..... <b>628152</b>
	Easy Care <b>629018</b>	Pro Care..... <b>629099</b>
	Easy Care Brightener <b>629019</b>	Diamond drill SB Light..... <b>629095</b>



available mid of 2014



CRISTALITE+<sup>®</sup>  
standard colours

Alpina (07)

Terra (38)

Sabbia (58)

Croma (69)

Onyx (10)

Nero (13)

EURO  
FORMHAUS

CRISTALITE+<sup>®</sup>  
**FORMHAUS D-100L**

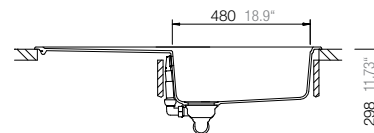
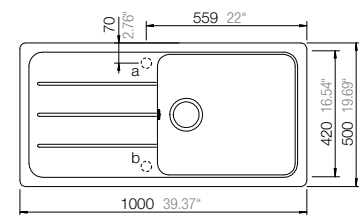


**Product benefits**

- A modern sink with a very large, deep bowl which can be enhanced by optional LED lighting.
- The integral proHygienic 21 protection in CRISTALITE+<sup>®</sup> helps put your mind at rest when preparing fresh food.
- Combines perfectly with the Schock Arcada tap.

**Installation measurements**

PDF/DXF: [www.schock.de/FOMD100L](http://www.schock.de/FOMD100L)



**Article no.**

**FOM D 100L A**

**Optional accessories** (See pages 378-381)

	Automatic drain kit <b>629871</b>	Manual drain kit..... <b>629870</b>
		Syphon..... <b>629229</b>
	Easy Care <b>629018</b>	Waste cap..... <b>628152</b>
	Easy Care Brightener <b>629019</b>	Pro Care..... <b>629099</b>
		Diamond drill SB Light..... <b>629095</b>

CRISTALITE+<sup>®</sup>  
**FORMHAUS D-150**

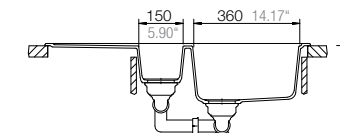
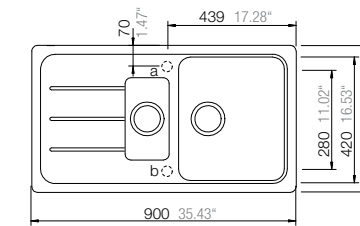


**Product benefits**

- The large single bowl is complemented by a useful smaller bowl and a draining board.
- Shorter drain board is perfect for modern kitchens.
- An exceptionally smooth design very much in the traditional kitchen style.

**Installation measurements**

PDF/DXF: [www.schock.de/FOMD150](http://www.schock.de/FOMD150)



**Article no.**

**FOM D 150 A**

**Optional accessories** (See pages 378-381)

	Automatic drain kit <b>629877</b>	Manual drain kit..... <b>629876</b>
		Syphon..... <b>629229</b>
	Easy Care <b>629018</b>	Waste cap..... <b>628152</b>
	Easy Care Brightener <b>629019</b>	Pro Care..... <b>629099</b>
		Diamond drill SB Light..... <b>629095</b>



CRISTALITE+  
**FORMHAUS D-200**

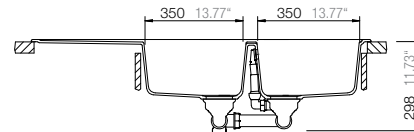
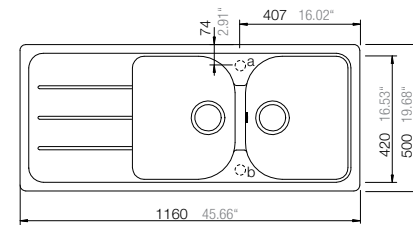


**Product benefits**

- The classic and appealing design fits perfectly into any style – the modern, traditional or country kitchen.
- CRISTALITE+ is easy to clean and extremely tough – perfect for the rigours of kitchen life.
- The combination of classic design and ultra-modern materiality creates an exceptionally high-grade sink.

**Installation measurements**

PDF/DXF: [www.schock.de/FOMD200](http://www.schock.de/FOMD200)



**Article no.**

 **FOM D 200 A**

**Optional accessories** (See pages 378-381)



Automatic drain kit  
**629875**

Manual drain kit.....**629876**  
Syphon.....**629229**



Easy Care  
**629018**  
Easy Care Brightener  
**629019**

Waste cap.....**628152**  
Pro Care.....**629099**  
Diamond drill SB Light.....**629095**



BIGGER IS  
BETTER!

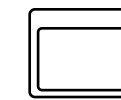
The extra large bowl of 50 cm provides an impressive level of everyday practicality and makes it as easy as pie to wash any pans and baking trays that can't be squeezed into the dishwasher.

# COPA CA BANA

JOIE  
DE VIVRE

CRISTALITE+<sup>®</sup>  
GEMO

GEMO  
GENIUS



N-100



N-100Y



Sink: GEMO **N-100**  
Tap: SCHOCK **KARPO PRO**



[www.schock.de/gemo](http://www.schock.de/gemo)

- CRISTALITE+  
standard colours
- Alpha (07)
- Everest (26)
- CRISTALITE+  
exclusive colours
- Crema (14)
- Terra (38)
- Colorado (08)
- Sabbia (58)
- Concrete (42)
- Croma (49)
- Mocha (63)
- Onyx (10)
- Inox (12)
- Nero (13)
- Basalt (41)



CRISTALITE+  
**GEMO N-100**

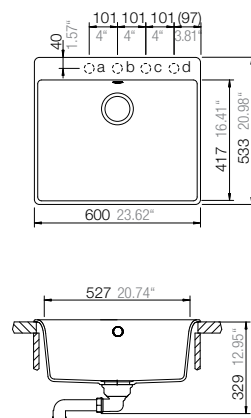


**Product benefits**

- An exceptionally smooth design featuring straight lines very much in the contemporary kitchen style.
- The quartz particles in CRISTALITE+ provide long-lasting protection against wear and make the sink extremely durable.
- A modern sink with a very large, deep bowl which can be enhanced by optional LED lighting.

**Installation measurements**

PDF/DXF: [www.schock.de/GEMN100](http://www.schock.de/GEMN100)



**Article no.**

- GEM N 100 A**
- GEM N 100 U**

**Optional accessories** (See pages 378-381)

	Bottom grid <b>629122/GAXN100</b>	Manual drain kit..... <b>629323</b>	Waste cap..... <b>628152</b>
		Syphon..... <b>629229</b>	Pro Care..... <b>629099</b>
		comfotouch..... <b>629830</b>	Diamond drill SB Light..... <b>629095</b>
	Automatic drain kit <b>629324</b>	LED-light..... <b>629024/3</b>	
		Undermount clamps..... <b>6.3016/4</b>	
		Easy Care..... <b>629018</b>	
		Easy Care Brightener..... <b>629019</b>	

CRISTALITE+  
**GEMO N-100Y**

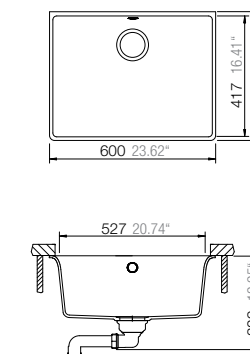


**Product benefits**

- Perfect size for smaller kitchen spaces or food- prep/bar area.
- Undermount version allows for side mounted faucet.
- Combines perfectly with the Schock taps with matching sleeves.

**Installation measurements**

PDF/DXF: [www.schock.de/GEMN100Y](http://www.schock.de/GEMN100Y)



**Article no.**

- GEM N 100Y U**

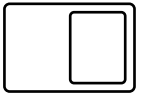
**Optional accessories** (See pages 378-381)

	Bottom grid <b>629122/GAXN100</b>	Manual drain kit..... <b>629323</b>	Waste cap..... <b>628152</b>
		Syphon..... <b>629229</b>	Pro Care..... <b>629099</b>
		comfotouch..... <b>629830</b>	
	Automatic drain kit <b>629324</b>	LED-light..... <b>629024/3</b>	
		Undermount clamps..... <b>6.3016/4</b>	
		Easy Care..... <b>629018</b>	
		Easy Care Brightener..... <b>629019</b>	

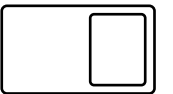
# MOSKOW

EXTRAVAGANT  
LIFESTYLE

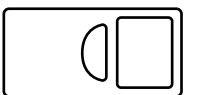
CRISTALITE+  
GENIUS



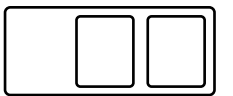
D-100S



D-100



D-150



D-200



C-150



Sink: GENIUS **D-100S**  
Tap: SCHOCK **COSMO**



[www.schock.de/genius](http://www.schock.de/genius)



CRISTALITE+<sup>®</sup>  
standard colours

Alpina (07)

Terra (38)

Sabbia (58)

Croma (69)

Onyx (10)

Nero (13)

CRISTALITE+<sup>®</sup>  
**GENIUS D-100S**

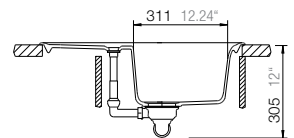
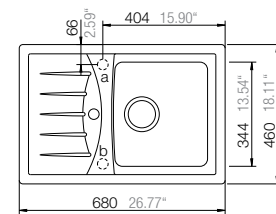


**Product benefits**

- The shorter design makes it perfectly suited to the modern kitchen suites in city and studio apartments.
- CRISTALITE+<sup>®</sup> is a real winner with its integrated hygiene protection system, Schock proHygienic 21.
- With six intense CRISTALITE+<sup>®</sup> colour-ways to choose from, this sink adds that decisive splash of colour to the kitchen

**Installation measurements**

PDF/DXF: [www.schock.de/GEND100S](http://www.schock.de/GEND100S)



**Article no.**

- GEN D 100S A**
- GEN D 100S U**

**Optional accessories** (See pages 378-381)

	Automatic drain kit <b>629383</b>	Manual drain kit..... <b>629382</b>	Waste cap..... <b>628152</b>
		Syphon..... <b>629229</b>	Pro Care..... <b>629099</b>
		comfotouch..... <b>629830</b>	Diamond drill SB Light..... <b>629095</b>
	Easy Care <b>629018</b>	Undermount clamps..... <b>6.3016/8</b>	
	Easy Care Brightener <b>629019</b>		

\* Please specify **U** = Undermounted

CRISTALITE+<sup>®</sup>  
**GENIUS D-100**

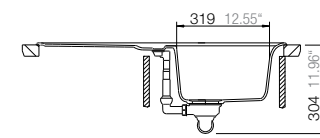
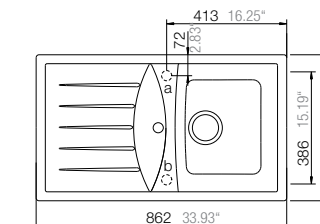


**Product benefits**

- The appealing design fits perfectly into any style of kitchen.
- Extra functionality can be added in the form of accessories such as a glass chopping board or a wire basket.
- The quartz particles in CRISTALITE+<sup>®</sup> provide long-lasting protection against wear and make the sink extremely durable.

**Installation measurements**

PDF/DXF: [www.schock.de/GEND100](http://www.schock.de/GEND100)



**Article no.**

- GEN D 100 A**
- GEN D 100 U**

**Optional accessories** (See pages 378-381)

	Chopping board, glass <b>629046*</b> black or <b>629045*</b> white	Chopping board, glass..... <b>629036*</b>	Waste cap..... <b>628152</b>
		Chopping board, bamboo..... <b>629044</b>	Pro Care..... <b>629099</b>
		Manual drain kit..... <b>629382</b>	Diamond drill SB Light..... <b>629095</b>
		Syphon..... <b>629229</b>	
	Wire basket <b>629194</b>	comfotouch..... <b>629830</b>	
		Easy Care..... <b>629018</b>	
		Easy Care Brightener..... <b>629019</b>	
	Automatic drain kit <b>629383</b>	Undermount clamps..... <b>6.3016/10</b>	





CRISTALITE+<sup>®</sup>  
standard colours

Alpina (07)

Terra (38)

Sabbia (58)

Croma (69)

Onyx (10)

Nero (13)

CRISTALITE+<sup>®</sup>  
**GENIUS D-150**

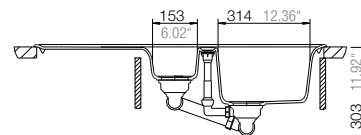
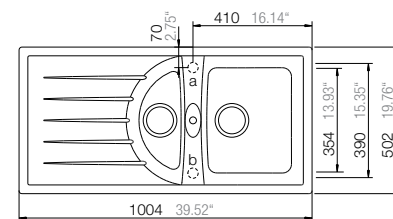


**Product benefits**

- The surface of CRISTALITE+<sup>®</sup> is up to three times as hard as natural granite and is therefore highly resistant.
- Combines perfectly with the Schock SC taps with CRISTALITE+<sup>®</sup> sleeves.
- The sink is optionally complemented by a special stainless steel strainer for the half bowl.

**Installation measurements**

PDF/DXF: [www.schock.de/GEND150](http://www.schock.de/GEND150)



**Article no.**

- GEN D 150 A**
- GEN D 150 U**

**Optional accessories** (See pages 378-381)

	Chopping board, glass <b>629046*</b> black or <b>629045*</b> white	Chopping board, glass..... <b>629036*</b> Chopping board, bamboo..... <b>629044</b> Wire basket..... <b>629194</b>	Undermount clamps..... <b>6.3016/10</b>
	Automatic drain kit <b>629301</b>	Manual drain kit..... <b>629300</b> Syphon..... <b>629229</b>	Waste cap..... <b>628152</b> Pro Care..... <b>629099</b> Diamond drill SB Light..... <b>629095</b>
	Strainer bowl <b>629042</b>	comfotouch..... <b>629830</b> Easy Care..... <b>629018</b> Easy Care Brightener..... <b>629019</b>	

\* Please specify **U** = Undermounted

CRISTALITE+<sup>®</sup>  
**GENIUS D-200**

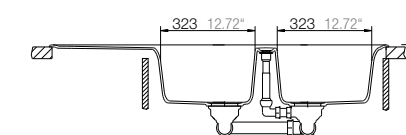
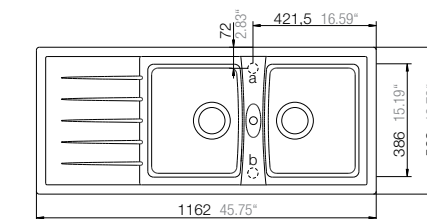


**Product benefits**

- Exceptional freedom with two large bowls and a sizeable draining board.
- Available in two different installation options for more flexibility in kitchen planning.
- The integral protection in CRISTALITE+<sup>®</sup> helps put your mind at rest when preparing fresh food.

**Installation measurements**

PDF/DXF: [www.schock.de/GEND200](http://www.schock.de/GEND200)



**Article no.**

- GEN D 200 A**
- GEN D 200 U**

**Optional accessories** (See pages 378-381)

	Chopping board, glass <b>629046*</b> black or <b>629045*</b> white	Chopping board, glass..... <b>629036*</b> Chopping board, bamboo..... <b>629044</b>	Undermount clamps..... <b>6.3016/12</b>
	Wire basket <b>629194</b>	Manual drain kit..... <b>629300</b> Syphon..... <b>629229</b>	Waste cap..... <b>628152</b> Pro Care..... <b>629099</b> Diamond drill SB Light..... <b>629095</b>
	Automatic drain kit <b>629301</b>	comfotouch..... <b>629830</b> Easy Care..... <b>629018</b> Easy Care Brightener..... <b>629019</b>	



CRISTALITE+<sup>®</sup>  
standard colours

Alpina (07)

Terra (38)

Sabbia (58)

Croma (69)

Onyx (10)

Nero (13)

CRISTALITE+<sup>®</sup>  
**GENIUS C-150**

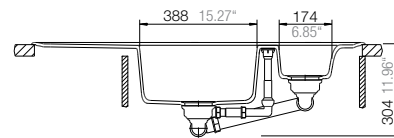
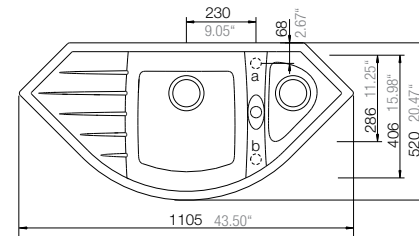


**Product benefits**

- Classic corner sink design with plenty of space for washing and doing the dishes and a sizeable draining board.
- CRISTALITE+<sup>®</sup> is easy to clean and extremely tough – perfect for the rigours of kitchen life.

**Installation measurements**

PDF/DXF: [www.schock.de/GENC150](http://www.schock.de/GENC150)



**Article no.**

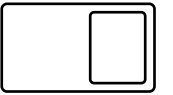
- GEN C 150 A**
- GEN C 150 U**

**Optional accessories** (See pages 378-381)

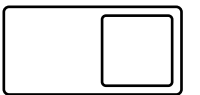
	Chopping board, wood <b>629211</b>	Manual drain kit..... <b>629350</b>	Waste cap..... <b>628152</b>
	Wire basket <b>629212</b>	Syphon..... <b>629229</b>	Pro Care..... <b>629099</b>
	Automatic drain kit <b>629351</b>	comfotouch..... <b>629830</b>	Diamond drill SB Light..... <b>629095</b>
		Easy Care..... <b>629018</b>	
		Easy Care Brightener..... <b>629019</b>	
		Undermount clamps..... <b>6.3016/8</b>	

# PARIS

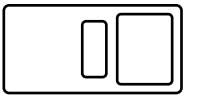
WITH LOVE



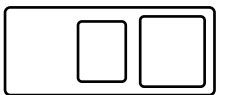
D-100



D-100L



D-150



D-200




Sink: IMAGO **D-150**  
Tap: SCHOCK **HYPERION FLAT**



[www.schock.de/imago](http://www.schock.de/imago)

# DELICIOUS PREP-STATION

Modern steam cooking is healthy and delicious. Steamer accessories can be placed inside the Imago sink in many different ways and can be moved easily on the provided edges. Prepared vegetables are quickly carried to the steam oven and can be served directly when finished - making your Imago sink the perfect prep-station.





- CRISTALITE+  
standard colours
- Alpha (07)
- Terra (38)
- Sabbia (58)
- Croma (69)
- Onyx (10)
- Nero (13)
- CRISTALITE+  
exclusive colours
- Crema (14)
- Everest (26)
- Colorado (08)
- Concrete (42)
- Mocha (63)
- Inox (12)
- Basalt (41)

CRISTALITE+  
**IMAGO D-100**

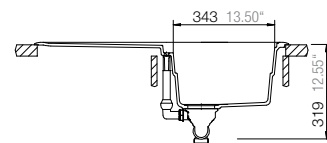
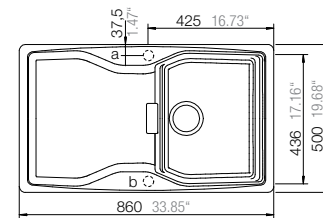


**Product benefits**

- The timeless French look is a real winner in any style of kitchen.
- Extensive range of accessories available with matching drain pans and strainer bowls that can be hung on two levels.
- The integral protection in CRISTALITE+ helps put your mind at rest when preparing fresh food.

**Installation measurements**

PDF/DXF: [www.schock.de/IMAD100](http://www.schock.de/IMAD100)



**Article no.**

**IMA D 100 A**

**Optional accessories** (See pages 378-381)

	Chopping board, glass <b>629046</b> black or <b>629045</b> white	Chopping board, glass..... <b>629036</b> Chopping board, bamboo..... <b>629044</b>	Easy Care..... <b>629018</b> Easy Care Brightener..... <b>629019</b>
	Strainer bowl <b>629061</b>	Strainer bowl..... <b>629062</b> Drain pan..... <b>629063</b> Drain bowl..... <b>629060</b>	Waste cap..... <b>628152</b> Pro Care..... <b>629099</b> Diamond drill SB Light..... <b>629095</b>
	Automatic drain kit <b>629338</b>	comfotouch..... <b>629830</b> LED-light..... <b>629024</b>	
		Manual drain kit..... <b>629337</b> Syphon..... <b>629229</b>	

CRISTALITE+  
**IMAGO D-100L**

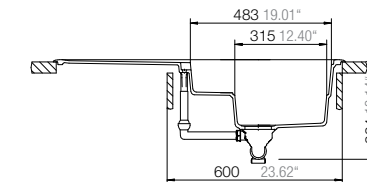
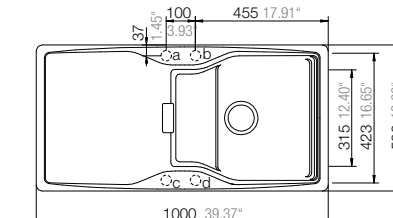


**Product benefits**

- Modern sink with great functionality thanks to its classic dimensions and great aspirations thanks to its outstanding design.
- CRISTALITE+ is a real winner with its integrated hygiene protection system, Schock proHygienic 21.
- Features a very large, deep bowl which can be enhanced by optional LED lighting.

**Installation measurements**

PDF/DXF: [www.schock.de/IMAD100L](http://www.schock.de/IMAD100L)



**Article no.**

**IMA D 100L A**

**Optional accessories** (See pages 378-381)

	Chopping board, glass <b>629046</b> black or <b>629045</b> white	Chopping board, glass..... <b>629036</b> Chopping board, bamboo..... <b>629044</b>	Easy Care..... <b>629018</b> Easy Care Brightener..... <b>629019</b>
	Strainer bowl <b>629061</b>	Strainer bowl..... <b>629062</b> Drain pan..... <b>629063</b> Drain bowl..... <b>629060</b>	Waste cap..... <b>628152</b> Pro Care..... <b>629099</b> Diamond drill SB Light..... <b>629095</b>
	Automatic drain kit <b>629338</b>	comfotouch..... <b>629830</b> LED-light..... <b>629024</b>	
		Manual drain kit..... <b>629337</b> Syphon..... <b>629229</b>	

- CRISTALITE+<sup>®</sup> standard colours
- Alpha (07)
- Everest (26)
- CRISTALITE+<sup>®</sup> exclusive colours
- Crema (14)
- Terra (38)
- Colorado (08)
- Sabbia (58)
- Concrete (42)
- Croma (49)
- Mocha (63)
- Onyx (10)
- Inox (12)
- Nero (13)
- Basalt (41)



CRISTALITE+<sup>®</sup>  
**IMAGO D-150**

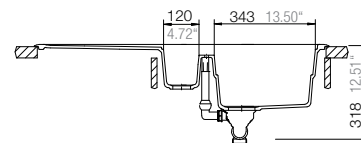
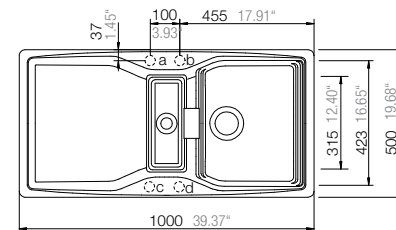


**Product benefits**

- Very modern design with no drip rim.
- Extensive range of accessories available with matching drain pans and strainer bowls that can be hung on two levels.
- With 13 intense CRISTALITE+<sup>®</sup> colourways to choose from, this sink adds that decisive splash of colour to the kitchen – right up with the colour-blocking trend.

**Installation measurements**

PDF/DXF: [www.schock.de/IMAD150](http://www.schock.de/IMAD150)



**Article no.**

**IMA D 150 A**

**Optional accessories** (See pages 378-381)

	Chopping board, glass <b>629046</b> black or <b>629045</b> white	Chopping board, glass..... <b>629036</b> Chopping board, bamboo..... <b>629044</b>	Easy Care..... <b>629018</b> Easy Care Brightener..... <b>629019</b>
	Strainer bowl <b>629061</b>	Strainer bowl..... <b>629062</b> Drain pan..... <b>629063</b> Drain bowl..... <b>629060</b>	Waste cap..... <b>628152</b> Pro Care..... <b>629099</b> Diamond drill SB Light..... <b>629095</b>
	Automatic drain kit <b>629340</b>	comfotouch..... <b>629830</b> LED-light..... <b>629024</b>	
		Manual drain kit..... <b>629339</b> Syphon..... <b>629229</b>	

CRISTALITE+<sup>®</sup>  
**IMAGO D-200**

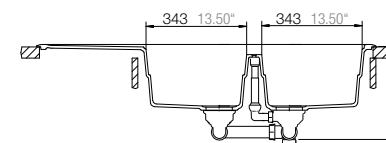
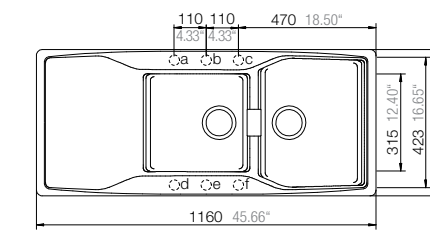


**Product benefits**

- Exceptional freedom with two large bowls and a sizeable draining board.
- The surface of CRISTALITE+<sup>®</sup> is up to three times as hard as natural granite and is therefore highly resistant.
- Extensive range of accessories available with matching drain pans and strainer bowls that can be hung on two levels.

**Installation measurements**

PDF/DXF: [www.schock.de/IMAD200](http://www.schock.de/IMAD200)



**Article no.**

**IMA D 200 A**

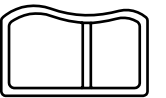
**Optional accessories** (See pages 378-381)

	Chopping board, glass <b>629046</b> black or <b>629045</b> white	Chopping board, glass..... <b>629036</b> Chopping board, bamboo..... <b>629044</b>	Easy Care..... <b>629018</b> Easy Care Brightener..... <b>629019</b>
	Strainer bowl <b>629061</b>	Strainer bowl..... <b>629062</b> Drain pan..... <b>629063</b> Drain bowl..... <b>629060</b>	Waste cap..... <b>628152</b> Pro Care..... <b>629099</b> Diamond drill SB Light..... <b>629095</b>
	Automatic drain kit <b>629342</b>	comfotouch..... <b>629830</b> LED-light..... <b>629024</b>	
		Manual drain kit..... <b>629341</b> Syphon..... <b>629229</b>	

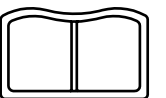
CRISTALITE+<sup>®</sup>  
IMPULSE

# PARIS

IN LOVE



N-175



N-200



Sink: IMPULSE **N-175**  
Tap: SCHOCK **KARPO PRO**



[www.schock.de/impulse](http://www.schock.de/impulse)



CRISTALITE+<sup>®</sup>  
exclusive colours

Everest (26)

Concrete (42)

CRISTALITE+<sup>®</sup>  
standard colours

Onyx (10)

Mocha (63)

Nero (13)

Basalt (41)

CRISTALITE+<sup>®</sup>  
**IMPULSE N-175**

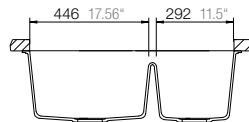
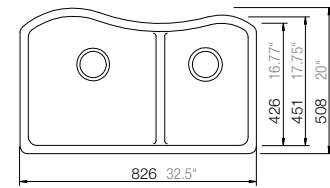


**Product benefits**

- The quartz particles in CRISTALITE+<sup>®</sup> provide long-lasting protection against wear and make the sink extremely durable.
- Makes optimum use of space with 90 cm base units.
- Combines perfectly with the Schock SC-90 tap with CRISTALITE+<sup>®</sup> sleeves.

**Installation measurements**

PDF/DXF: [www.schock.de/IMP175](http://www.schock.de/IMP175)



**Article no.**

 **IMP N 175 U**

**Optional accessories** (See pages 378-381)



Easy Care  
**629018**  
Easy Care Brightener  
**629019**

Manual drain kit.....	<b>629861</b>
comfotouch.....	<b>629830</b>
LED-light.....	<b>629024</b>
Undermount clamps.....	<b>6.3016/6</b>
Waste cap.....	<b>628152</b>
Pro Care.....	<b>629099</b>

CRISTALITE+<sup>®</sup>  
**IMPULSE N-200**

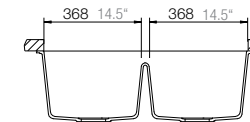
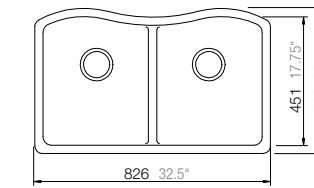


**Product benefits**

- Exceptional material properties thanks to the CRISTALITE+<sup>®</sup> dirt repellent effect.
- The quartz particles in CRISTALITE+<sup>®</sup> provide long-lasting protection against wear and make the sink extremely durable.
- The integral Schock proHygienic 21 protection in CRISTALITE+<sup>®</sup> helps put your mind at rest when preparing fresh food.

**Installation measurements**

PDF/DXF: [www.schock.de/IMP200](http://www.schock.de/IMP200)



**Article no.**

 **IMP N 200 U**

**Optional accessories** (See pages 378-381)



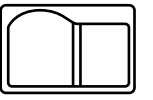
Easy Care  
**629018**  
Easy Care Brightener  
**629019**

Manual drain kit.....	<b>629861</b>
comfotouch.....	<b>629830</b>
LED-light.....	<b>629024</b>
Undermount clamps.....	<b>6.3016/6</b>
Waste cap.....	<b>628152</b>
Pro Care.....	<b>629099</b>

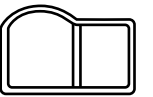


# NYC

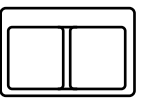
MAKE  
YOUR MARK



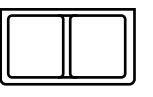
N-175



N-175Y



N-200



N-200Y

INSPIRATION  
LITHOS



Sink: INSPIRATION N-175  
Tap: SCHOCK IDEOS PREMIUM

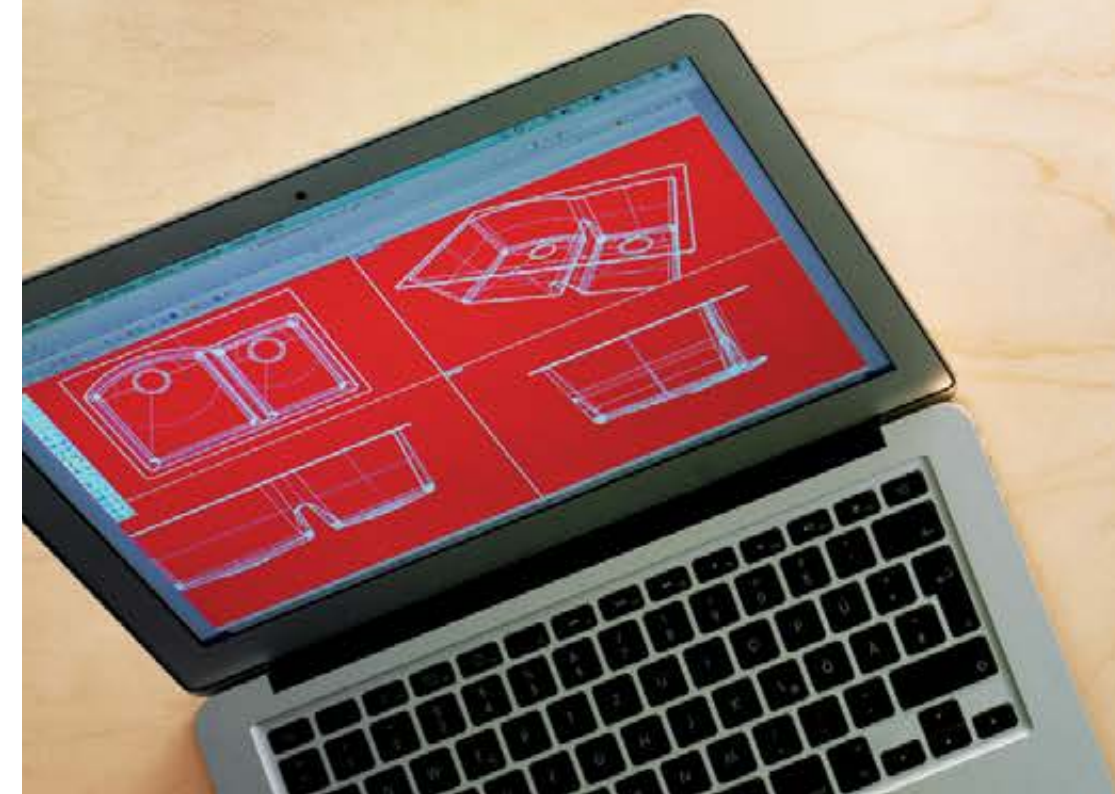


[www.schock.de/inspiration](http://www.schock.de/inspiration)

# BORN IN THE USA

For 2014, we've developed several new models reflective of the tastes of American designers and consumers.

Right-sized for easy remodels using existing countertops. Low-divide models with the perfect height to fit larger pans and still have two functional basins. More colors, designs and sizes than ever, and created to fit your classic Salt-Box in Cape Cod, your space-saving loft in Greenwich Village, or your ultra contemporary condo in Las Vegas. Comfortable elegance at its best.





CRISTALITE<sup>+</sup>  
exclusive colours

Everest (26)

Concrete (42)

CRISTALITE<sup>+</sup>  
standard colours

Onyx (10)

Mocha (63)

Nero (13)

Basalt (41)

CRISTALITE<sup>+</sup>  
**INSPIRATION N-175**

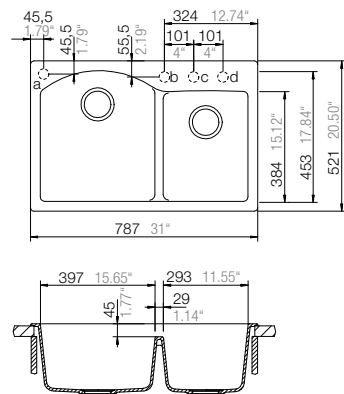


**Product benefits**

- CRISTALITE<sup>+</sup> is easy to clean and extremely tough – perfect for the rigours of kitchen life.
- The combination of classic design and ultra-modern materiality creates an exceptionally high-grade sink.
- Available in two different installation options for more flexibility in kitchen planning.

**Installation measurements**

PDF/DXF: [www.schock.de/INSN175](http://www.schock.de/INSN175)



**Article no.**

- INS N 175 A**
- INS N 175 U**

**Optional accessories** (See pages 378-381)

	Automatic drain kit <b>629326</b>	Manual drain kit..... <b>629861</b>	Waste cap..... <b>628152</b>
	Easy Care <b>629018</b> Easy Care Brightener <b>629019</b>	comfotouch..... <b>629830</b> LED-light..... <b>629024</b>	Pro Care..... <b>629099</b> Diamond drill SB Light..... <b>629095</b>
	Undermount clamps..... <b>6.3016/8</b>		

CRISTALITE<sup>+</sup>  
**INSPIRATION N-175Y**

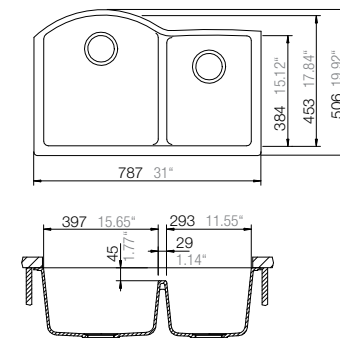


**Product benefits**

- The integral proHygienic 21 protection helps put your mind at rest when preparing fresh food.
- Combines perfectly with the Schock SC taps with CRISTALITE<sup>+</sup> sleeves.
- Incredibly spacious with two large bowls.

**Installation measurements**

PDF/DXF: [www.schock.de/INSN175Y](http://www.schock.de/INSN175Y)



**Article no.**

- INS N 175Y U**

**Optional accessories** (See pages 378-381)

	Automatic drain kit <b>629326</b>	Manual drain kit..... <b>629861</b>	Waste cap..... <b>628152</b>
	Easy Care <b>629018</b> Easy Care Brightener <b>629019</b>	comfotouch..... <b>629830</b> LED-light..... <b>629024</b>	Pro Care..... <b>629099</b>
	Undermount clamps..... <b>6.3016/8</b>		



CRISTALITE+<sup>®</sup>  
exclusive colours

Everest (29)

Concrete (42)

CRISTALITE+<sup>®</sup>  
standard colours

Onyx (10)

Mocha (63)

Nero (13)

Basalt (41)

CRISTALITE+<sup>®</sup>  
**INSPIRATION N-200**

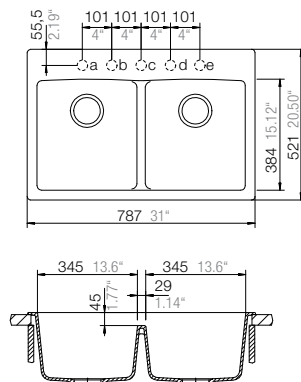


**Product benefits**

- Incredibly spacious with two large bowls.
- Optionally available with ultra-modern technology such as Schock comfotouch or LED lighting.
- Combines perfectly with the SC-300 tap in the same colour.

**Installation measurements**

PDF/DXF: [www.schock.de/INSN200](http://www.schock.de/INSN200)



**Article no.**

-  **INS N 200 A**
-  **INS N 200 U**

**Optional accessories** (See pages 378-381)



Automatic drain kit  
**629326**

Manual drain kit.....**629861**  
comfotouch.....**629830**  
LED-light.....**629024**

Waste cap.....**628152**  
Pro Care.....**629099**  
Diamond drill SB Light.....**629095**



Easy Care  
**629018**  
Easy Care Brightener  
**629019**

Undermount clamps.....**6.3016/8**

CRISTALITE+<sup>®</sup>  
**INSPIRATION N-200Y**

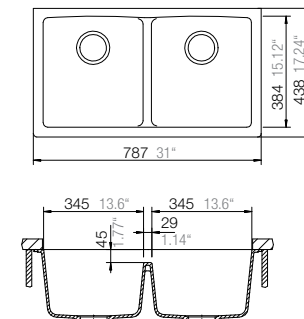


**Product benefits**

- The combination of classic design and ultra-modern materiality creates an exceptionally high-grade sink.
- The appealing design fits perfectly into any style of kitchen.
- The surface of CRISTALITE+<sup>®</sup> is up to three times as hard as natural granite and is therefore resistant to everything.

**Installation measurements**

PDF/DXF: [www.schock.de/INSN200Y](http://www.schock.de/INSN200Y)



**Article no.**

-  **INS N 200Y U**

**Optional accessories** (See pages 378-381)



Automatic drain kit  
**629326**

Manual drain kit.....**629861**  
comfotouch.....**629830**  
LED-light.....**629024**

Waste cap.....**628152**  
Pro Care.....**629099**



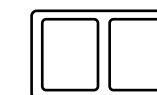
Easy Care  
**629018**  
Easy Care Brightener  
**629019**

Undermount clamps.....**6.3016/8**

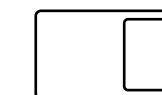
# NYC

Inspiring  
culture clash

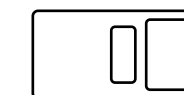
CRISTALITE<sup>+</sup>  
**LITHOS**



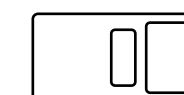
N-200



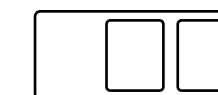
D-100



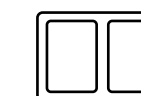
D-100L



D-150



D-200



N-200S



Sink: LITHOS **D-150**  
Tap: SCHOCK **IDEOS PREMIUM**



[www.schock.de/lithos](http://www.schock.de/lithos)



NEW

coming soon

CRISTALITE+<sup>®</sup>  
standard colours

Alpina (07)

Terra (38)

Sabbia (58)

Croma (69)

Onyx (10)

Nero (13)

CRISTALITE+<sup>®</sup>  
**LITHOS D-100**

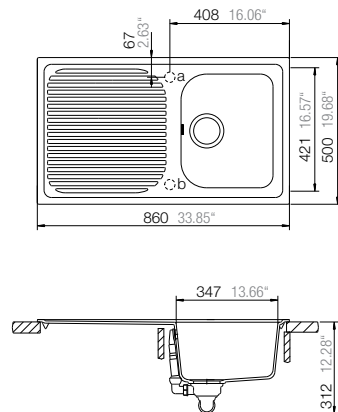


**Product benefits**

- A functional, classic design that perfectly matches the traditional style of kitchen architecture.
- CRISTALITE+<sup>®</sup> is easy to clean and extremely tough – perfect for the rigours of kitchen life.

**Installation measurements**

PDF/DXF: [www.schock.de/LITD100](http://www.schock.de/LITD100)



**Article no.**

- LIT D 100 A**
- LIT D 100 U**

**Optional accessories** (See pages 378-381)

	Chopping board, glass <b>629046*</b> black or <b>629045*</b> white	Chopping board, glass..... <b>629036*</b> Chopping board, bamboo..... <b>629044</b>	Waste cap..... <b>628152</b> Pro Care..... <b>629099</b> Diamond drill SB Light..... <b>629095</b>
	Wire basket <b>629172</b>	Manual drain kit..... <b>629870</b> Syphon..... <b>629229</b>	
	Automatic drain kit <b>629871</b>	comfotouch..... <b>629830</b> Easy Care..... <b>629018</b> Easy Care Brightener..... <b>629019</b>	

\* Please specify **U** = Undermounted

CRISTALITE+<sup>®</sup>  
**LITHOS D-100L**

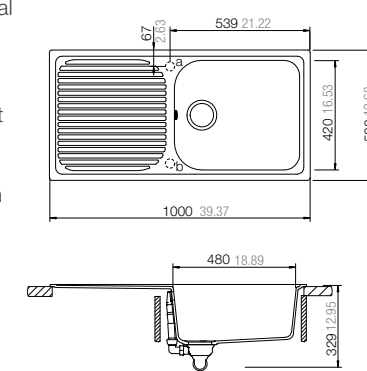


**Product benefits**

- A modern sink with a very large, deep bowl which can be enhanced by optional LED lighting.
- The integral proHygienic 21 protection in CRISTALITE+<sup>®</sup> helps put your mind at rest when preparing fresh food.
- This sink is a real highlight in the kitchen with six gleaming CRISTALITE+<sup>®</sup> colourways to choose from.

**Installation measurements**

PDF/DXF: [www.schock.de/LITD100L](http://www.schock.de/LITD100L)



**Article no.**

- LIT D 100L A**
- LIT D 100L U**

**Optional accessories** (See pages 378-381)

	Chopping board, glass <b>629046*</b> black or <b>629045*</b> white	Chopping board, glass..... <b>629036*</b> Chopping board, bamboo..... <b>629044</b>	Waste cap..... <b>628152</b> Pro Care..... <b>629099</b> Diamond drill SB Light..... <b>629095</b>
	Automatic drain kit <b>629871</b>	Manual drain kit..... <b>629870</b> Syphon..... <b>629229</b>	
	Easy Care <b>629018</b> Easy Care Brightener <b>629019</b>	comfotouch..... <b>629830</b> LED-light..... <b>629024</b> Undermount clamps..... <b>6.3016/9</b>	



CRISTALITE+<sup>®</sup>  
standard colours

Alpina (07)

Terra (38)

Sabbia (58)

Croma (69)

Onyx (10)

Nero (13)

CRISTALITE+<sup>®</sup>  
**LITHOS D-150**

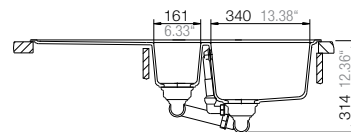
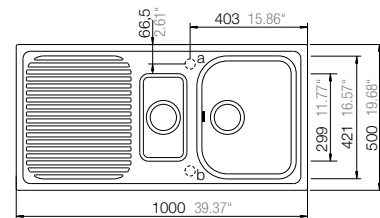


**Product benefits**

- CRISTALITE+<sup>®</sup> is a real winner with its integrated hygiene protection system, Schock proHygienic 21.
- The combination of classic design and ultra-modern materiality creates an exceptionally high-grade sink.
- Extra functionality can be added in the form of accessories such as a wooden chopping board or a wire basket.

**Installation measurements**

PDF/DXF: [www.schock.de/LITD150](http://www.schock.de/LITD150)



**Article no.**

- LIT D 150 A**
- LIT D 150 U**

**Optional accessories** (See pages 378-381)

	Chopping board, glass <b>629046*</b> black or <b>629045*</b> white	Chopping board, glass..... <b>629036*</b> Chopping board, bamboo..... <b>629044</b> Wire basket..... <b>629172</b>	Undermount clamps..... <b>6.3016/10</b>
	Strainer bowl, transparent grey <b>629124/48</b>	Manual drain kit..... <b>629874</b> Syphon..... <b>629229</b>	Waste cap..... <b>628152</b> Pro Care..... <b>629099</b> Diamond drill SB Light..... <b>629095</b>
	Automatic drain kit <b>629875</b>	comfotouch..... <b>629830</b> Easy Care..... <b>629018</b> Easy Care Brightener..... <b>629019</b>	

\* Please specify **U** = Undermounted

CRISTALITE+<sup>®</sup>  
**LITHOS D-200**

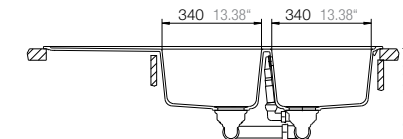
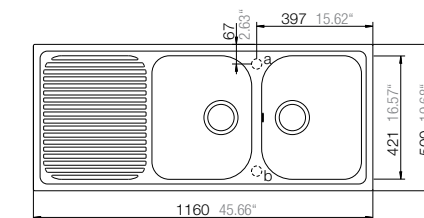


**Product benefits**

- The appealing design fits perfectly into any style of kitchen.
- With 6 intense CRISTALITE+<sup>®</sup> colourways to choose from, this sink adds that decisive splash of colour to the kitchen.
- CRISTALITE+<sup>®</sup> is easy to clean and extremely tough – perfect for the rigours of kitchen life.

**Installation measurements**

PDF/DXF: [www.schock.de/LITD200](http://www.schock.de/LITD200)



**Article no.**

- LIT D 200 A**
- LIT D 200 U**

**Optional accessories** (See pages 378-381)

	Chopping board, glass <b>629046*</b> black or <b>629045*</b> white	Chopping board, glass..... <b>629036*</b> Chopping board, bamboo..... <b>629044</b>	Undermount clamps..... <b>6.3016/12</b>
	Wire basket <b>629172</b>	Manual drain kit..... <b>629874</b> Syphon..... <b>629229</b>	Waste cap..... <b>628152</b> Pro Care..... <b>629099</b> Diamond drill SB Light..... <b>629095</b>
	Automatic drain kit <b>629875</b>	comfotouch..... <b>629830</b> Easy Care..... <b>629018</b> Easy Care Brightener..... <b>629019</b>	



CRISTALITE+<sup>®</sup>  
standard colours

Alpina (07)

Terra (38)

Sabbia (58)

Croma (69)

Onyx (10)

Nero (13)

CRISTALITE+<sup>®</sup>  
**LITHOS N-200S**

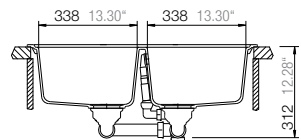
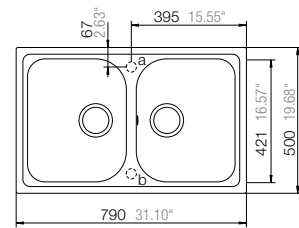


**Product benefits**

- CRISTALITE+<sup>®</sup> is a real winner with its integrated hygiene protection system, Schock proHygienic 21.
- The combination of modern design and on-trend materiality creates an exceptionally high-grade sink.
- Extra functionality can be added in the form of accessories such as a chopping board or comfotouch.

**Installation measurements**

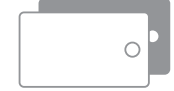
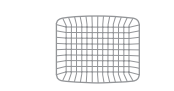

PDF/DXF: [www.schock.de/LITN200S](http://www.schock.de/LITN200S)



**Article no.**

-  **LIT N 200S A**
-  **LIT N 200S U**

**Optional accessories** (See pages 378-381)

	Chopping board, glass <b>629046*</b> black or <b>629045*</b> white	Chopping board, glass..... <b>629036*</b> Chopping board, bamboo..... <b>629044</b>	Undermount clamps..... <b>6.3016/12</b>
	Wire basket <b>629172</b>	Manual drain kit..... <b>629874</b> Syphon..... <b>629229</b>	Waste cap..... <b>628152</b> Pro Care..... <b>629099</b> Diamond drill SB Light..... <b>629095</b>
	Automatic drain kit <b>629875</b>	comfotouch..... <b>629830</b>	
		Easy Care..... <b>629018</b> Easy Care Brightener..... <b>629019</b>	

\* Please specify **U** = Undermounted

CRISTALITE+<sup>®</sup>  
**LITHOS N-200**

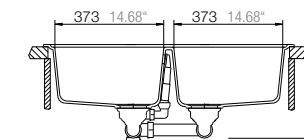
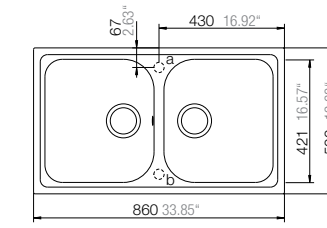


**Product benefits**



- CRISTALITE+<sup>®</sup> is a real winner with its integrated hygiene protection system, Schock proHygienic 21.
- The combination of modern design and on-trend materiality creates an exceptionally high-grade sink.
- Extra functionality can be added in the form of accessories such as a chopping board or comfotouch.

**Installation measurements**


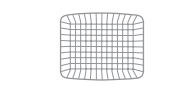

PDF/DXF: [www.schock.de/LITN200](http://www.schock.de/LITN200)



**Article no.**

-  **LIT N 200 A**
-  **LIT N 200 U**

**Optional accessories** (See pages 378-381)

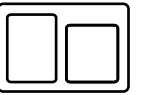
	Chopping board, glass <b>629046*</b> black or <b>629045*</b> white	Chopping board, glass..... <b>629036*</b> Chopping board, bamboo..... <b>629044</b>	Undermount clamps..... <b>6.3016/12</b>
	Wire basket <b>629172</b>	Manual drain kit..... <b>629874</b> Syphon..... <b>629229</b>	Waste cap..... <b>628152</b> Pro Care..... <b>629099</b> Diamond drill SB Light..... <b>629095</b>
	Automatic drain kit <b>629875</b>	comfotouch..... <b>629830</b>	
		Easy Care..... <b>629018</b> Easy Care Brightener..... <b>629019</b>	



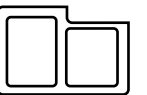
# NYC

... fugghettaboudit !!!

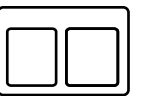
CRISTALITE<sup>+</sup>  
MADISON



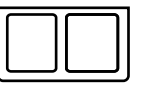
N-175



N-175Y



N-200



N-200Y



Sink: MADISON N-175  
Tap: SCHOCK SONO



[www.schock.de/madison](http://www.schock.de/madison)



- CRISTALITE+<sup>®</sup> standard colours
- Alpha (07)
- Terra (38)
- Sabbia (58)
- Croma (49)
- Onyx (10)
- Nero (13)
- CRISTALITE+<sup>®</sup> exclusive colours
- Crema (14)
- Everest (26)
- Colorado (08)
- Concrete (42)
- Mocha (63)
- Inox (12)
- Basalt (41)

CRISTALITE+<sup>®</sup>  
**MADISON N-175**

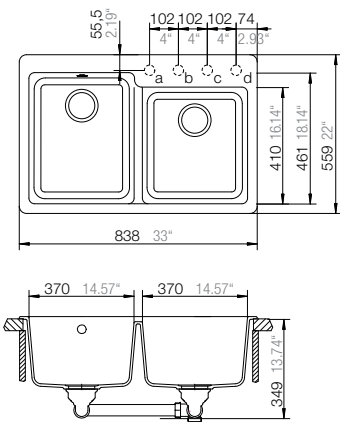


**Product benefits**

- Modern sink design with plenty of space for washing and doing the dishes.
- The integral protection in CRISTALITE+<sup>®</sup> helps put your mind at rest when preparing fresh food.

**Installation measurements**

PDF/DXF: [www.schock.de/MDNN175](http://www.schock.de/MDNN175)



**Article no.**

- MDN N 175 A**
- MDN N 175 U**

**Optional accessories** (See pages 378-381)

	Automatic drain kit <b>629326</b>	Manual drain kit..... <b>629325</b>	Waste cap..... <b>628152</b>
		Syphon..... <b>629229</b>	Pro Care..... <b>629099</b>
		comfotouch..... <b>629830</b>	Diamond drill SB Light..... <b>629095</b>
	Easy Care <b>629018</b>	Undermount clamps..... <b>6.3016/8</b>	
	Easy Care Brightener <b>629019</b>		

CRISTALITE+<sup>®</sup>  
**MADISON N-175Y**

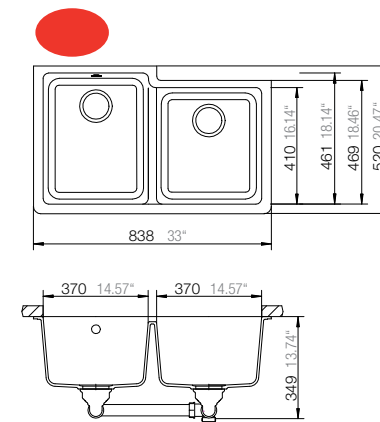


**Product benefits**

- Developed to make optimum use of the space available in a 90 cm base unit.
- Combines perfectly with the Schock Leva. Rear set drains.

**Installation measurements**

PDF/DXF: [www.schock.de/MDNN175Y](http://www.schock.de/MDNN175Y)




**Article no.**

- MDN N 175Y U**

**Optional accessories** (See pages 378-381)

	Automatic drain kit <b>629326</b>	Manual drain kit..... <b>629325</b>	Waste cap..... <b>628152</b>
		Syphon..... <b>629229</b>	Pro Care..... <b>629099</b>
		comfotouch..... <b>629830</b>	
	Easy Care <b>629018</b>	Undermount clamps..... <b>6.3016/8</b>	
	Easy Care Brightener <b>629019</b>		



- CRISTALITE+  
standard colours
- Alpha (07)
- Terra (38)
- Sabbia (58)
- Croma (49)
- Onyx (10)
- Nero (13)
- CRISTALITE+  
exclusive colours
- Crema (14)
- Everest (26)
- Colorado (08)
- Concrete (42)
- Mocha (63)
- Inox (12)
- Basalt (41)

CRISTALITE+  
**MADISON N-200**

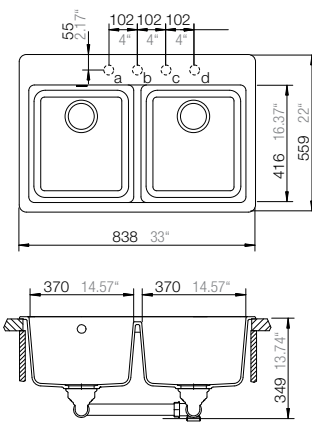


**Product benefits**

- CRISTALITE+ is easy to clean and extremely tough – perfect for the rigours of kitchen life.
- Available in two different installation options for more flexibility in kitchen planning.
- Combines perfectly with the Schock SC taps with CRISTALITE+ sleeves.

**Installation measurements**

PDF/DXF: [www.schock.de/MDNN200](http://www.schock.de/MDNN200)



**Article no.**

- MDN N 200 A**
- MDN N 200 U**

**Optional accessories** (See pages 378-381)

	Automatic drain kit <b>629326</b>	Manual drain kit..... <b>629325</b>	Waste cap..... <b>628152</b>
		Syphon..... <b>629229</b>	Pro Care..... <b>629099</b>
	Easy Care <b>629018</b>	comfotouch..... <b>629830</b>	Diamond drill SB Light..... <b>629095</b>
	Easy Care Brightener <b>629019</b>	Undermount clamps..... <b>6.3016/8</b>	

CRISTALITE+  
**MADISON N-200Y**

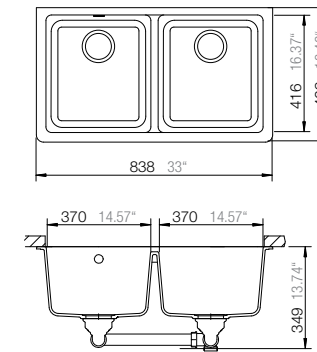


**Product benefits**

- Exceptional freedom with two large bowls.
- Extra functionality can be added in the form of accessories such as a soap dispenser or Waste cap.
- With thirteen intense CRISTALITE+ colours to choose from, this sink adds that decisive splash of colour to the kitchen.

**Installation measurements**

PDF/DXF: [www.schock.de/MDNN200Y](http://www.schock.de/MDNN200Y)



**Article no.**

- MDN N 200Y U**

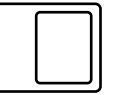
**Optional accessories** (See pages 378-381)

	Automatic drain kit <b>629326</b>	Manual drain kit..... <b>629325</b>	Waste cap..... <b>628152</b>
		Syphon..... <b>629229</b>	Pro Care..... <b>629099</b>
	Easy Care <b>629018</b>	comfotouch..... <b>629830</b>	Diamond drill SB Light..... <b>629095</b>
	Easy Care Brightener <b>629019</b>	Undermount clamps..... <b>6.3016/8</b>	

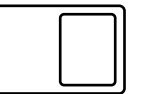
# CRISTALITE<sup>+</sup> MANHATTAN

# MANHATTAN

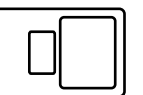
UPSIDE  
DOWN  
between high-rise buildings



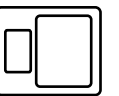
D-100XS



D-100S



D-150



N-150



R-100



Sink: MANHATTAN **D-150**  
Tap: SCHOCK **SC-90**



[www.schock.de/manhattan](http://www.schock.de/manhattan)

- CRISTALITE+ standard colours
- Alpha (07)
- Everest (26)
- CRISTALITE+ exclusive colours
- Crema (14)
- Terra (38)
- Colorado (08)
- Sabbia (58)
- Concrete (42)
- Croma (49)
- Mocha (63)
- Onyx (10)
- Inox (12)
- Nero (13)
- Basalt (41)



CRISTALITE+  
**MANHATTAN D-100XS**

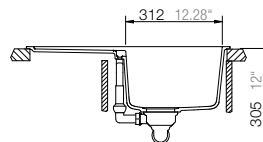
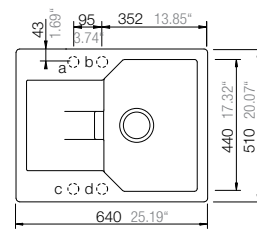


**Product benefits**

- Makes optimum use of space with 40 cm base units.
- With thirteen intense CRISTALITE+ colourways to choose from, this sink adds that decisive splash of colour to the kitchen – right up with the colour-blocking trend.
- The shorter design makes it perfectly suited to the modern kitchen suites in city and studio apartments.

**Installation measurements**

PDF/DXF: [www.schock.de/MAND100XS](http://www.schock.de/MAND100XS)



**Article no.**

- MAN D 100XS A
- MAN D 100XS U

**Optional accessories** (See pages 378-381)

	Chopping board, glass <b>629050*</b> black or <b>629059*</b> white	Chopping board, bamboo..... <b>629052</b>	Waste cap..... <b>628152</b>
	Automatic drain kit <b>629368</b>	Manual drain kit..... <b>629395</b>	Pro Care..... <b>629099</b>
		Syphon..... <b>629229</b>	Diamond drill SB Light..... <b>629095</b>
		comfotouch..... <b>629830</b>	
		Easy Care..... <b>629018</b>	
		Easy Care Brightener..... <b>629019</b>	
		Undermount clamps..... <b>6.3016/5</b>	

\* Only for A = Topmounted

CRISTALITE+  
**MANHATTAN D-100S**

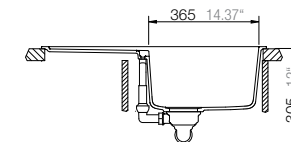
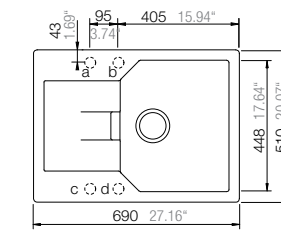


**Product benefits**

- Developed to make optimum use of the space available in a 45 cm base unit.
- The shorter design makes it perfectly suited to the modern kitchen suites in city and studio apartments.
- The integral protection in CRISTALITE+ helps put your mind at rest when preparing fresh food.

**Installation measurements**

PDF/DXF: [www.schock.de/MAND100S](http://www.schock.de/MAND100S)



**Article no.**

- MAN D 100S A
- MAN D 100S U

**Optional accessories** (See pages 378-381)

	Chopping board, glass <b>629050*</b> black or <b>629059*</b> white	Chopping board, bamboo..... <b>629052</b>	Waste cap..... <b>628152</b>
	Automatic drain kit <b>629368</b>	Manual drain kit..... <b>629395</b>	Pro Care..... <b>629099</b>
		Syphon..... <b>629229</b>	Diamond drill SB Light..... <b>629095</b>
		comfotouch..... <b>629830</b>	
		Undermount clamps..... <b>6.3016/5</b>	



- CRISTALITE+<sup>®</sup> standard colours
- Alpha (07)
- Terra (38)\*
- Sabbia (58)
- Croma (49)
- Onyx (10)
- Nero (13)
- CRISTALITE+<sup>®</sup> exclusive colours
- Crema (14)
- Everest (26)
- Colorado (08)
- Concrete (42)
- Mocha (63)
- Inox (12)
- Basalt (41)

CRISTALITE+<sup>®</sup>  
**MANHATTAN D-150**

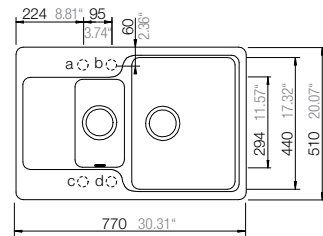


**Product benefits**

- The shorter design makes it perfectly suited to the modern kitchen suites in city and studio apartments.
- The integral protection in CRISTALITE+<sup>®</sup> helps put your mind at rest when preparing fresh food.

**Installation measurements**

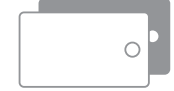

PDF/DXF: [www.schock.de/MAND150](http://www.schock.de/MAND150)



**Article no.**

-  **MAN D 150 A**
-  **MAN D 150 U**

**Optional accessories** (See pages 378-381)

	Chopping board, glass	Manual drain kit.....	<b>629304</b>	Waste cap.....	<b>628152</b>
	<b>629050*</b> black or <b>629059*</b> white	Syphon.....	<b>629229</b>	Pro Care.....	<b>629099</b>
	Automatic drain kit	comfotouch.....	<b>629830</b>	Diamond drill SB Light.....	<b>629095</b>
	<b>629305</b>	Easy Care.....	<b>629018</b>		
		Easy Care Brightener.....	<b>629019</b>		
		Undermount clamps.....	<b>6.3016/5</b>		

# LITTLE AIDE

Bamboo can withstand even heavy-duty use. The innovative raw material with antibacterial properties is thus the ideal chopping board for the kitchen of a shared flat - and is the perfect complement to the Manhattan range.



\* Only for **A** = Topmounted



- CRISTALITE+ standard colours
- Alpha (07)
- Everest (26)
- CRISTALITE+ exclusive colours
- Crema (14)
- Terra (38)
- Colorado (08)
- Sabbia (58)
- Concrete (42)
- Croma (49)
- Mocha (63)
- Onyx (10)
- Inox (12)
- Nero (13)
- Basalt (41)

CRISTALITE+  
**MANHATTAN N-150**

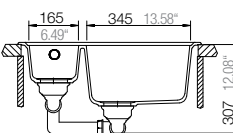
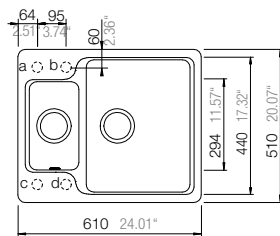


**Product benefits**

- The quartz particles in CRISTALITE+ provide long-lasting protection against wear and make the sink extremely durable.
- The shorter design makes it perfectly suited to the modern kitchen suites in city and studio apartments.
- The tap-hole platform can be equipped with up to four holes.

**Installation measurements**

PDF/DXF: [www.schock.de/MANN150](http://www.schock.de/MANN150)



**Article no.**

- MAN N 150 A**
- MAN N 150 U**

**Optional accessories** (See pages 378-381)

	Chopping board, glass <b>629050*</b> black or <b>629059*</b> white	Manual drain kit..... <b>629395</b>
		Syphon..... <b>629229</b>
	Automatic drain kit <b>629305</b>	comfotouch..... <b>629830</b>
		Undermount clamps..... <b>6.3016/7</b>
		Waste cap..... <b>628152</b>
		Pro Care..... <b>629099</b>
		Diamond drill SB Light..... <b>629095</b>

\* Only for **A** = Topmounted

CRISTALITE+  
**MANHATTAN R-100**

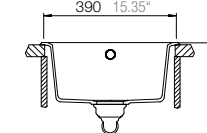
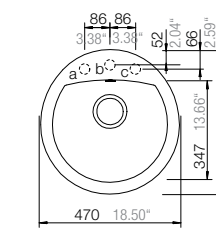


**Product benefits**

- CRISTALITE+ is easy to clean and extremely tough – perfect for the rigours of kitchen life.
- The combination of classic design and ultra-modern materiality creates an exceptionally high-grade sink.
- Combines perfectly with the Schock taps with CRISTALITE+ sleeves.

**Installation measurements**

PDF/DXF: [www.schock.de/MANR100](http://www.schock.de/MANR100)



**Article no.**

- MAN R 100 A**
- MAN R 100 U**

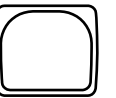
**Optional accessories** (See pages 378-381)

	Automatic drain kit <b>629313</b>	Manual drain kit..... <b>629314</b>	Waste cap..... <b>628152</b>
		Syphon..... <b>629229</b>	Pro Care..... <b>629099</b>
	Easy Care <b>629018</b>	comfotouch..... <b>629830</b>	Diamond drill SB Light..... <b>629095</b>
	Easy Care Brightener <b>629019</b>	LED-light..... <b>629024</b>	
		Undermount clamps..... <b>6.3016/4</b>	

CRISTALITE+<sup>®</sup>  
MAXIM

# MANHATTAN

FLASHING ZONE



N-100



N-100Y



NEW

Sink: MAXIM N-100  
Tap: SCHOCK SC-200



[www.schock.de/maxim](http://www.schock.de/maxim)

MAXIM  
NEIMO



CRISTALITE+<sup>®</sup>  
exclusive colours

Everest (26)

Concrete (42)

CRISTALITE+<sup>®</sup>  
standard colours

Onyx (10)

Mocha (63)

Nero (13)

Basalt (41)



CRISTALITE+<sup>®</sup>  
**MAXIM N-100**

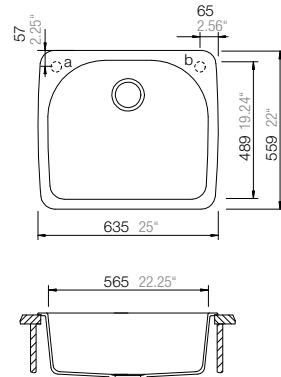


**Product benefits**

- Combines perfectly with the Hermera tap in CRISTALITE+<sup>®</sup>
- A modern sink with a very large, deep bowl which can be enhanced by optional LED lighting.
- The quartz particles in CRISTALITE+<sup>®</sup> provide long-lasting protection against wear and make the sink extremely durable.

**Installation measurements**

PDF/DXF: [www.schock.de/MAXN100](http://www.schock.de/MAXN100)



**Article no.**

**MAX N 100 A**

**Optional accessories** (See pages 378-381)



Easy Care <b>629018</b>	Manual drain kit.....	<b>629861</b>
Easy Care Brightener <b>629019</b>	comfotouch.....	<b>629830</b>
	LED-light.....	<b>629024</b>
	Undermount clamps.....	<b>6.3016/6</b>
	Waste cap.....	<b>628152</b>
	Pro Care.....	<b>629099</b>
	Diamond drill SB Light.....	<b>629095</b>

CRISTALITE+<sup>®</sup>  
**MAXIM N-100Y**

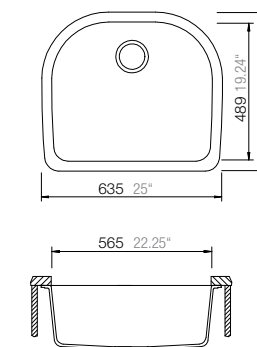


**Product benefits**

- Remarkably easy to clean – dirt finds it virtually impossible to stick to the surface thanks to the CRISTALITE+<sup>®</sup> dirt repellent effect.
- Combines perfectly with the Piega tap in the same colour.
- Optionally available LED lighting makes the sink a real eye-catcher.

**Installation measurements**

PDF/DXF: [www.schock.de/MAXN100Y](http://www.schock.de/MAXN100Y)



**Article no.**

**MAX N 100Y U**

**Optional accessories** (See pages 378-381)




Easy Care <b>629018</b>	Manual drain kit.....	<b>629861</b>
Easy Care Brightener <b>629019</b>	comfotouch.....	<b>629830</b>
	LED-light.....	<b>629024</b>
	Undermount clamps.....	<b>6.3016/6</b>
	Waste cap.....	<b>628152</b>
	Pro Care.....	<b>629099</b>
	Diamond drill SB Light.....	<b>629095</b>

CRISTALITE+<sup>®</sup>  
**NEMO**

# MANHATTAN

NEVER SLEEPS



N-100S



N-100



Sink: NEMO **N-100S**  
Tap: SCHOCK **SC-200**



[www.schock.de/nemo](http://www.schock.de/nemo)

# PERFECT

# COUPLE

A striking design effect is achieved when pairing your SCHOCK sink colour to our faucets with an exclusive sheathing technique in CRISTADUR® and CRISTALITE®. A colour to suit every style of kitchen and every taste. Perfect!



- CRISTALITE+ standard colours
- Alpha (07)
- Everest (26)
- Terra (38)
- Colorado (08)
- Sabbia (58)
- Concrete (42)
- Croma (49)
- Mocha (63)
- Onyx (10)
- Inox (12)
- Nero (13)
- Basalt (41)
- CRISTALITE+ exclusive colours
- Crema (14)



CRISTALITE+  
**NEMO N-100S**

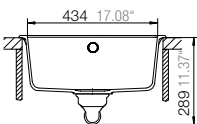
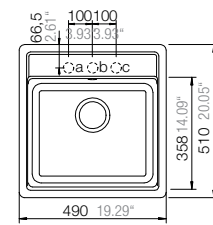


**Product benefits**

- Available in the five loud Colour Your Life colourways – super-trendy colour-blocking for the kitchen.
- The dimensions are perfectly suited to the modern kitchen suites in city and studio apartments.
- CRISTALITE+ is easy to clean and extremely tough – perfect for the rigours of kitchen life.

**Installation measurements**

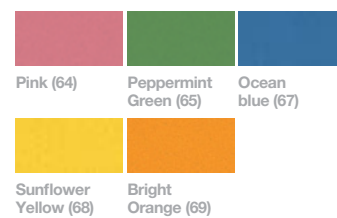
PDF/DXF: [www.schock.de/NEMN100S](http://www.schock.de/NEMN100S)



**Article no.**

- NEM N 100S A**
- NEM N 100S U**

**Special colours**



**Optional accessories** (See pages 378-381)

	Chopping board, glass <b>629015/N</b>	Manual drain kit..... <b>629314</b>	Waste cap..... <b>628152</b>
		Syphon..... <b>629229</b>	Pro Care..... <b>629099</b>
	Strainer bowl <b>629017</b>	comfotouch..... <b>629830</b>	Diamond drill SB Light..... <b>629095</b>
		LED-light..... <b>629024</b>	
	Automatic drain kit <b>629313</b>	Easy Care..... <b>629018</b>	
		Easy Care Brightener..... <b>629019</b>	
		Undermount clamps..... <b>6.3016/4</b>	

CRISTALITE+  
**NEMO N-100**

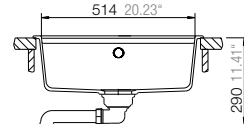
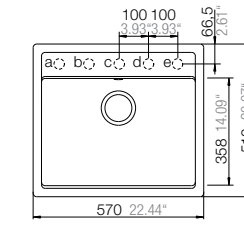


**Product benefits**

- The sink is optimally complemented by a special stainless steel strainer.
- The long tap-hole platform can be equipped with up to five holes.
- A modern sink with a very large, deep bowl which can be enhanced by optional LED lighting.

**Installation measurements**

PDF/DXF: [www.schock.de/NEMN100](http://www.schock.de/NEMN100)



**Article no.**

- NEM N 100 A**
- NEM N 100 U**

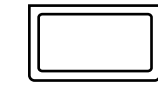
**Optional accessories** (See pages 378-381)

	Chopping board, glass <b>629015/N</b>	Manual drain kit..... <b>629314</b>	Waste cap..... <b>628152</b>
		Syphon..... <b>629229</b>	Pro Care..... <b>629099</b>
	Strainer bowl <b>629017</b>	comfotouch..... <b>629830</b>	Diamond drill SB Light..... <b>629095</b>
		LED-light..... <b>629024/3</b>	
	Automatic drain kit <b>629313</b>	Easy Care..... <b>629018</b>	
		Easy Care Brightener..... <b>629019</b>	
		Undermount clamps..... <b>6.3016/4</b>	

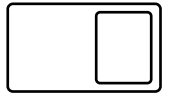
CRISTALITE+<sup>®</sup>  
PRIMUS

# SEOUL

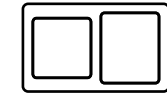
SUNSET  
OVER  
DOWNTOWN



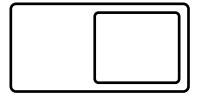
N-100XLY



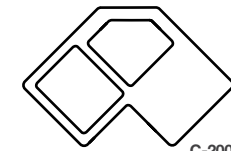
D-100



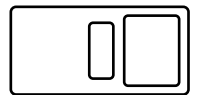
N-200



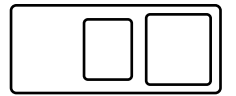
D-100L




C-200



D-150



D-200



N-100XL



Sink: PRIMUS D-150  
Tap: SCHOCK KARPO PRO



[www.schock.de/primus](http://www.schock.de/primus)



- CRISTALITE+ standard colours
- Alpha (07)
- Everest (26)
- CRISTALITE+ exclusive colours
- Crema (14)
- Terra (38)
- Colorado (08)
- Sabbia (58)
- Concrete (42)
- Croma (49)
- Mocha (63)
- Onyx (10)
- Inox (12)
- Nero (13)
- Basalt (41)

CRISTALITE+  
**PRIMUS D-100**

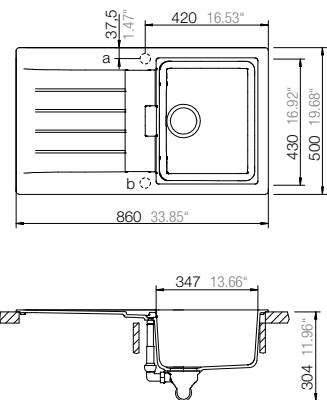


**Product benefits**

- An exceptionally smooth design featuring straight lines very much in the contemporary kitchen style.
- The quartz particles in CRISTALITE+ provide long-lasting protection against wear and make the sink extremely durable.
- Extra functionality can be added in the form of accessories such as a glass chopping board or comfotouch.

**Installation measurements**

PDF/DXF: [www.schock.de/PRID100](http://www.schock.de/PRID100)



**Article no.**

- PRI D 100 A**
- PRI D 100 U**

**Optional accessories** (See pages 378-381)

	Chopping board, glass <b>629046*</b> black or <b>629045*</b> white	Chopping board, glass..... <b>629036*</b> Chopping board, bamboo..... <b>629044</b>	Undermount clamps..... <b>6.3016/10</b>
		Wire basket <b>629171</b>	Manual drain kit..... <b>629370</b> Syphon..... <b>629229</b>
		Automatic drain kit <b>629371</b>	comfotouch..... <b>629830</b> LED-light..... <b>629024</b>

\* Please specify **U** = Undermounted

CRISTALITE+  
**PRIMUS D-100L**

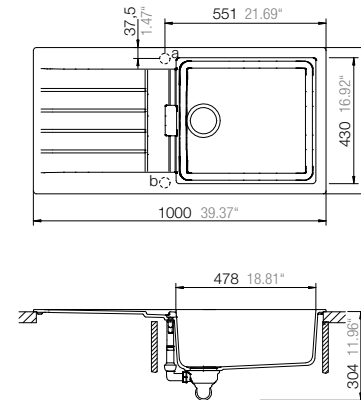


**Product benefits**

- Modern sink with great functionality thanks to its classic dimensions and great aspirations thanks to its outstanding design.
- Features a very large, deep bowl which can be enhanced by optional LED lighting.
- CRISTALITE+ is a real winner with its integrated hygiene protection system, Schock proHygienic 21.

**Installation measurements**

PDF/DXF: [www.schock.de/PRID100L](http://www.schock.de/PRID100L)



**Article no.**

- PRI D 100L A**
- PRI D 100L U**

**Optional accessories** (See pages 378-381)

	Chopping board, glass <b>629046*</b> black or <b>629045*</b> white	Chopping board, glass..... <b>629036</b> Chopping board, bamboo..... <b>629044</b>	Undermount clamps..... <b>6.3016/10</b>
		Wire basket <b>629171</b>	Manual drain kit..... <b>629370</b> Syphon..... <b>629229</b>
		Automatic drain kit <b>629371</b>	comfotouch..... <b>629830</b> LED-light..... <b>629024</b>

- CRISTALITE+ standard colours
- Alpha (07)
- Everest (26)
- CRISTALITE+ exclusive colours
- Crema (14)
- Terra (38)
- Colorado (08)
- Sabbia (58)
- Concrete (42)
- Croma (49)
- Mocha (63)
- Onyx (10)
- Inox (12)
- Nero (13)
- Basalt (41)



CRISTALITE+  
**PRIMUS D-150**

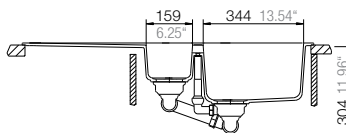
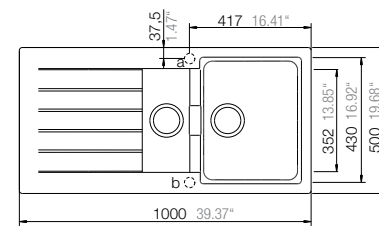


**Product benefits**

- The timeless look featuring straight lines is a real winner in any style of kitchen.
- The surface of CRISTALITE+ is up to three times as hard as natural granite and is therefore highly resistant.
- Extra functionality can be added in the form of accessories such as a chopping board and a stainless steel strainer bowl.

**Installation measurements**

PDF/DXF: [www.schock.de/PRID150](http://www.schock.de/PRID150)



**Article no.**

-  **PRI D 150 A**
-  **PRI D 150 U**

**Optional accessories** (See pages 378-381)

	Chopping board, glass <b>629046*</b> black or <b>629045*</b> white	Chopping board, glass..... <b>629036*</b> Chopping board, bamboo..... <b>629044</b> Wire basket..... <b>629171</b>	Undermount clamps..... <b>6.3016/10</b>
	Strainer bowl <b>629043</b>	Manual drain kit..... <b>629372</b> Syphon..... <b>629229</b>	Waste cap..... <b>628152</b> Pro Care..... <b>629099</b> Diamond drill SB Light..... <b>629095</b>
	Automatic drain kit <b>629373</b>	comfotouch..... <b>629830</b> LED-light..... <b>629024</b>	
		Easy Care..... <b>629018</b> Easy Care Brightener..... <b>629019</b>	

\* Please specify **U** = Undermounted

CRISTALITE+  
**PRIMUS D-200**

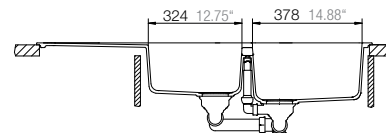
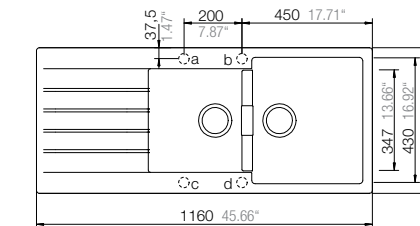


**Product benefits**

- Incredibly spacious with two large bowls and a sizeable draining board.
- Designed with straight lines and appeal, this sink fits perfectly into any style of kitchen.
- Optionally available with ultra-modern technology such as Schock comfotouch or LED lighting.

**Installation measurements**


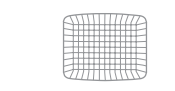

PDF/DXF: [www.schock.de/PRID200](http://www.schock.de/PRID200)




**Article no.**

-  **PRI D 200 A**
-  **PRI D 200 U**

**Optional accessories** (See pages 378-381)

	Chopping board, glass <b>629046*</b> black or <b>629045*</b> white	Chopping board, glass..... <b>629036</b> Chopping board, bamboo..... <b>629044</b>	Waste cap..... <b>628152</b> Pro Care..... <b>629099</b> Diamond drill SB Light..... <b>629095</b>
	Wire basket <b>629171</b>	Manual drain kit..... <b>629372</b> Syphon..... <b>629229</b>	
	Automatic drain kit <b>629373</b>	comfotouch..... <b>629830</b> LED-light..... <b>629024</b>	
		Undermount clamps..... <b>6.3016/10</b>	

- CRISTALITE+<sup>®</sup> standard colours
- Alpha (07)
- Everest (26)
- CRISTALITE+<sup>®</sup> exclusive colours
- Crema (14)
- Terra (38)
- Colorado (08)
- Sabbia (58)
- Concrete (42)
- Croma (49)
- Mocha (63)
- Onyx (10)
- Inox (12)
- Nero (13)
- Basalt (41)



CRISTALITE+<sup>®</sup>  
**PRIMUS N-100XL**

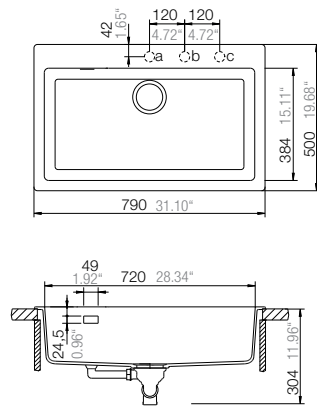


**Product benefits**

- A modern sink following the trend towards very large, deep bowls.
- Unusual, patented designer overflow rounds off the modern look.
- CRISTALITE+<sup>®</sup> is a real winner with its integrated hygiene protection system, Schock proHygienic 21.

**Installation measurements**

PDF/DXF: [www.schock.de/PRIN100XL](http://www.schock.de/PRIN100XL)



**Article no.**

- PRI N 100XL A**
- PRI N 100XL U**

**Optional accessories** (See pages 378-381)

	Chopping board, glass <b>629046*</b> black or <b>629045*</b> white	Chopping board, glass..... <b>629036*</b> Chopping board, bamboo..... <b>629044</b>	Undermount clamps..... <b>6.3016/6</b>
	Wire basket <b>629171</b>	Manual drain kit..... <b>629309SET</b> Syphon..... <b>629229</b>	Waste cap..... <b>628152</b> Pro Care..... <b>629099</b> Diamond drill SB Light..... <b>629095</b>
	Automatic drain kit <b>629307SET</b>	comfotouch..... <b>629830</b> LED-light..... <b>629024</b>	Easy Care..... <b>629018</b> Easy Care Brightener..... <b>629019</b>

\* Please specify **U** = Undermounted

CRISTALITE+<sup>®</sup>  
**PRIMUS N-100XLY**

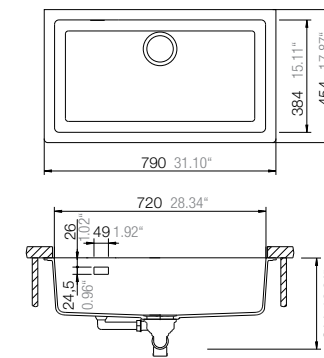


**Product benefits**

- A classic sink that is perfect in form with a large, deep bowl which can be enhanced by optional LED lighting.
- CRISTALITE+<sup>®</sup> is easy to clean and extremely tough - perfect for the rigours of kitchen life.
- Combines perfectly with the Schock Hermera in the same colour.

**Installation measurements**

PDF/DXF: [www.schock.de/PRIN100XLY](http://www.schock.de/PRIN100XLY)



**Article no.**

- PRI N 100XLY U**

**Optional accessories** (See pages 378-381)

	Chopping board, glass <b>629046*</b> black or <b>629045*</b> white	Chopping board, glass..... <b>629036*</b> Chopping board, bamboo..... <b>629044</b>	Undermount clamps..... <b>6.3016/6</b>
	Wire basket <b>629171</b>	Manual drain kit..... <b>629309SET</b> Syphon..... <b>629229</b>	Waste cap..... <b>628152</b> Pro Care..... <b>629099</b>
	Automatic drain kit <b>629307SET</b>	comfotouch..... <b>629830</b> LED-light..... <b>629024</b>	Easy Care..... <b>629018</b> Easy Care Brightener..... <b>629019</b>





- CRISTALITE+<sup>®</sup> standard colours
- Alpha (07)
- Terra (38)
- Sabbia (58)
- Croma (49)
- Onyx (10)
- Nero (13)
- CRISTALITE+<sup>®</sup> exclusive colours
- Crema (14)
- Everest (26)
- Colorado (08)
- Concrete (42)
- Mocha (63)
- Inox (12)
- Basalt (41)

CRISTALITE+<sup>®</sup>  
**PRIMUS N-200**

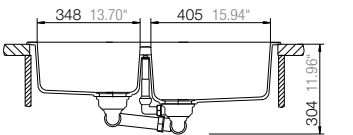
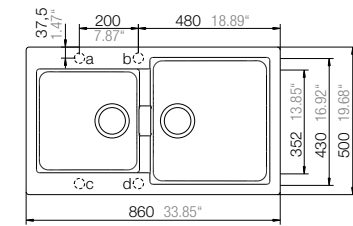


**Product benefits**

- The classic sink design brings a piece of timeless beauty into the kitchen.
- The integral protection in CRISTALITE+<sup>®</sup> helps put your mind at rest when preparing fresh food.
- Extra functionality can be added in the form of accessories such as a chopping board or a wire basket.

**Installation measurements**

PDF/DXF: [www.schock.de/PRIN200](http://www.schock.de/PRIN200)



**Article no.**

- PRI N 200 A**
- PRI N 200 U**

**Optional accessories** (See pages 378-381)

	Chopping board, glass <b>629046*</b> black or <b>629045*</b> white	Chopping board, glass..... <b>629036</b> Chopping board, bamboo..... <b>629044</b>	Undermount clamps..... <b>6.3016/8</b>
	Wire basket <b>629171</b>	Manual drain kit..... <b>629371</b> Syphon..... <b>629229</b>	Waste cap..... <b>628152</b> Pro Care..... <b>629099</b> Diamond drill SB Light..... <b>629095</b>
	Automatic drain kit <b>629373</b>	comfotouch..... <b>629830</b> LED-light..... <b>629024</b>	
		Easy Care..... <b>629018</b> Easy Care Brightener..... <b>629019</b>	

\* Please specify **U** = Undermounted

CRISTALITE+<sup>®</sup>  
**PRIMUS C-200**

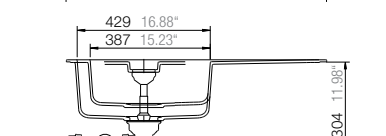
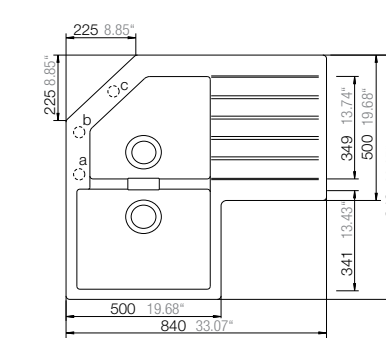


**Product benefits**

- The quartz particles in CRISTALITE+<sup>®</sup> provide long-lasting protection against wear and make the sink extremely durable.
- Classic corner sink design with plenty of space for washing and doing the dishes and a sizeable draining board.
- Extra functionality can be added in the form of accessories such as a wooden chopping board or a wire basket.

**Installation measurements**

PDF/DXF: [www.schock.de/PRIC200](http://www.schock.de/PRIC200)



**Article no.**

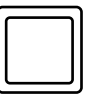
- PRI C 200 A**
- PRI C 200 U**

**Optional accessories** (See pages 378-381)

	Chopping board, glass <b>629046*</b> black or <b>629045*</b> white	Chopping board, glass..... <b>629036</b> Chopping board, bamboo..... <b>629044</b>	Undermount clamps..... <b>6.3016/11</b>
	Wire basket <b>629171</b>	Manual drain kit..... <b>629372</b> Syphon..... <b>629229</b>	Waste cap..... <b>628152</b> Pro Care..... <b>629099</b> Diamond drill SB Light..... <b>629095</b>
	Automatic drain kit <b>629373</b>	comfotouch..... <b>629830</b> LED-light..... <b>629024</b>	
		Easy Care..... <b>629018</b> Easy Care Brightener..... <b>629019</b>	

# SAN DIEGO


SUNRISE IN  
CALIFORNIA



N-100S



N-100



N-150



Sink: QUADRO **N-150**  
Tap: SCHOCK **SC-200**



[www.schock.de/quadro](http://www.schock.de/quadro)

# CLEAN AS CLEAN CAN BE!

Our exclusive proHygienic 21 feature creates a food-safe surface on every SCHOCK sink. Bacteria and other unwanted organisms have nowhere to hide or thrive due to our patented non-porous surfaces.

**PROHYGIENIC 21**





CRISTALITE+  
standard colours

Crema (14)

Alpha (07)

Terra (38)

Sabbia (58)

Croma (49)

Onyx (10)

Nero (13)

CRISTALITE+  
exclusive colours

Crema (14)

Everest (26)

Colorado (08)

Concrete (42)

Mocha (63)

Inox (12)

Basalt (41)

CRISTALITE+  
QUADRO N-100S

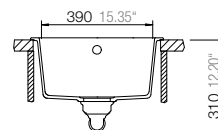
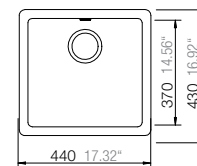


Product benefits

- The smart external dimensions mean you can create a premium-quality look even in the smallest of kitchens with the undermount option.
- The integral protection in CRISTALITE+ helps put your mind at rest when preparing fresh food.
- This sink will turn heads in the kitchen in its gleaming CRISTALITE+ colours.

Installation measurements

PDF/DXF: [www.schock.de/QUAN100S](http://www.schock.de/QUAN100S)



Article no.

- QUA N 100S A**
- QUA N 100S U**

Optional accessories (See pages 378-381)

	Automatic drain kit	Manual drain kit.....	<b>629314</b>
	<b>629313</b>	Syphon.....	<b>629229</b>
	Easy Care	comfotouch.....	<b>629830</b>
	<b>629018</b>	LED-light.....	<b>629024</b>
	Easy Care Brightener	Undermount clamps.....	<b>6.3016/4</b>
	<b>629019</b>	Waste cap.....	<b>628152</b>
		Pro Care.....	<b>629099</b>
		Diamond drill SB Light.....	<b>629095</b>

\* For undermount version with 12 mm thick countertop \*\* For undermount version with 20 mm thick countertop

CRISTALITE+  
QUADRO N-100

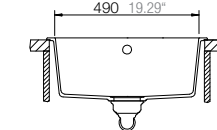
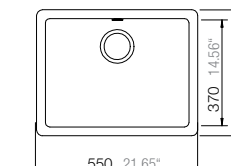


Product benefits

- Modern sink with great functionality thanks to its classic dimensions and great aspirations thanks to its outstanding design.
- The quartz particles in CRISTALITE+ provide long-lasting protection against wear and make the sink extremely durable.
- CRISTALITE+ is a real winner with its integrated hygiene protection system, Schock proHygienic 21.

Installation measurements

PDF/DXF: [www.schock.de/QUAN100](http://www.schock.de/QUAN100)



Article no.

- QUA N 100 A**
- QUA N 100 U**

Optional accessories (See pages 378-381)

	Chopping board, glass	Manual drain kit.....	<b>629314</b>
	<b>629077*</b> 12mm	Syphon.....	<b>629229</b>
	<b>629078**</b> 20mm	comfotouch.....	<b>629830</b>
		LED-light.....	<b>629024</b>
	Automatic drain kit	Undermount clamps.....	<b>6.3016/4</b>
	<b>629313</b>	Waste cap.....	<b>628152</b>
	Easy Care	Pro Care.....	<b>629099</b>
	<b>629018</b>	Diamond drill SB Light.....	<b>629095</b>
	Easy Care Brightener		
	<b>629019</b>		



- CRISTALITE+<sup>®</sup> standard colours
- Alpha (07)
- Terra (38)\*
- Sabbia (58)
- Croma (49)
- Onyx (10)
- Nero (13)
- CRISTALITE+<sup>®</sup> exclusive colours
- Crema (14)
- Everest (26)
- Colorado (08)
- Concrete (42)
- Mocha (63)
- Inox (12)
- Basalt (41)

CRISTALITE+<sup>®</sup>  
**QUADRO N-150**

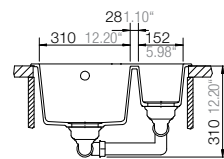
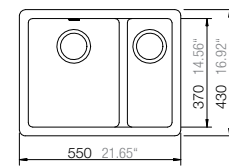


**Product benefits**

- The smart external dimensions mean you can create a premium-quality look even in the smallest of kitchens with the undermount option.
- The quartz particles in CRISTALITE+<sup>®</sup> provide long-lasting protection against wear and make the sink extremely durable.
- Additional functions can be added in the form of optional accessories such as a high-quality glass chopping board.

**Installation measurements**



PDF/DXF: [www.schock.de/QUAN150](http://www.schock.de/QUAN150)



**Article no.**

- QUA N 150 A**
- QUA N 150 U**

**Optional accessories** (See pages 378-381)

	Chopping board, glass <b>629077*</b> 12mm, black <b>629078**</b> 20mm, black	Manual drain kit..... <b>629304</b> Syphon..... <b>629229</b>
	Automatic drain kit <b>629305</b>	comfotouch..... <b>629830</b> LED-light..... <b>629024</b>
	Easy Care <b>629018</b> Easy Care Brightener <b>629019</b>	Undermount clamps..... <b>6.3016/4</b> Waste cap..... <b>628152</b> Pro Care..... <b>629099</b> Diamond drill SB Light..... <b>629095</b>

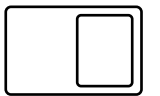
\* For undermount version with 12 mm thick countertop \*\* For undermount version with 20 mm thick countertop

# BERLIN

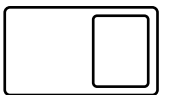
LIKE A  
DIFFERENT  
GALAXY



D-100S



D-100



D-100L



Sink: RONDA **D-100L**  
Tap: SCHOCK **SC-200**



[www.schock.de/ronda](http://www.schock.de/ronda)



NEW

coming soon

CRISTALITE+<sup>®</sup>  
standard colours

Alpina (07)

Terra (38)

Sabbia (58)

Croma (69)

Onyx (10)

Nero (13)

CRISTALITE+<sup>®</sup>  
**RONDA D-100S**

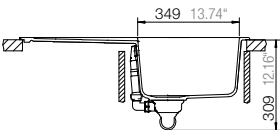
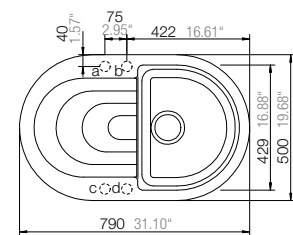


**Product benefits**

- CRISTALITE+<sup>®</sup> is easy to clean and extremely tough – perfect for the rigours of kitchen life.
- The smart external dimensions mean you can create a premium-quality look even in the smallest of kitchens with the topmount option.

**Installation measurements**



PDF/DXF: [www.schock.de/ROND100S](http://www.schock.de/ROND100S)



**Article no.**

 **RON D 100S A**

**Optional accessories** (See pages 378-381)

	Automatic drain kit <b>629314</b>	Manual drain kit..... <b>629313</b> Syphon..... <b>629229</b>
	Easy Care <b>629018</b> Easy Care Brightener <b>629019</b>	comfotouch..... <b>629830</b> LED-light..... <b>629024</b> Waste cap..... <b>628152</b> Pro Care..... <b>629099</b> Diamond drill SB Light..... <b>629095</b>

\* Please specify **U** = Undermounted

CRISTALITE+<sup>®</sup>  
**RONDA D-100**

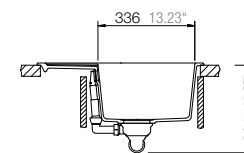
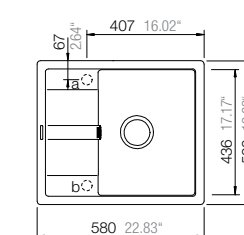


**Product benefits**

- The shorter design makes it perfectly suited to the modern kitchen suites in city and studio apartments.
- With six intense CRISTALITE+<sup>®</sup> colourways to choose from, this sink adds that decisive splash of colour to the kitchen – right up with the colour-blocking trend.
- The integral Schock proHygienic 21 protection in CRISTALITE+<sup>®</sup> helps put your mind at rest when preparing fresh food.

**Installation measurements**



PDF/DXF: [www.schock.de/ROND100](http://www.schock.de/ROND100)



**Article no.**

 **RON D 100 A**  
 **RON D 100 U**

**Optional accessories** (See pages 378-381)

	Chopping board, glass <b>629046*</b> black or <b>629045*</b> white	Chopping board, glass..... <b>629036</b> Chopping board, bamboo..... <b>629044</b>	Undermount clamps..... <b>6.3016/5</b>
	Automatic drain kit <b>629313</b>	Manual drain kit..... <b>629314</b> Syphon..... <b>629229</b>	Waste cap..... <b>628152</b> Pro Care..... <b>629099</b> Diamond drill SB Light..... <b>629095</b>
		comfotouch..... <b>629830</b> LED-light..... <b>629024</b>	
		Easy Care..... <b>629018</b> Easy Care Brightener..... <b>629019</b>	



coming soon

CRISTALITE®  
**RONDA D-100L**

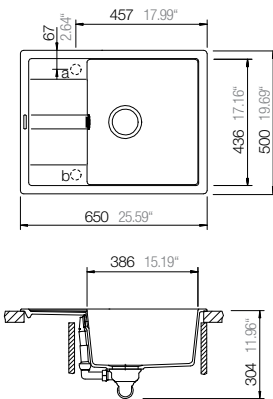


**Product benefits**

- Makes optimum use of space with 50 cm base units.
- Designed with straight lines and appeal, this sink fits perfectly into any style of kitchen.
- Combines perfectly with the SC-200 tap in the same colour.

**Installation measurements**



PDF/DXF: [www.schock.de/ROND100L](http://www.schock.de/ROND100L)



**Article no.**

-  **RON D 100L A**
-  **RON D 100L U**


**Optional accessories** (See pages 378-381)

	Chopping board, glass <b>629046*</b> black or <b>629045*</b> white	Chopping board, glass..... <b>629036*</b>	Undermount clamps..... <b>6.3016/5</b>
		Chopping board, bamboo..... <b>629044</b>	Waste cap..... <b>628152</b>
		Manual drain kit..... <b>629314</b>	Pro Care..... <b>629099</b>
		Syphon..... <b>629229</b>	Diamond drill SB Light..... <b>629095</b>
	Automatic drain kit <b>629313</b>	comfotouch..... <b>629830</b>	
		LED-light..... <b>629024</b>	
		Easy Care..... <b>629018</b>	
		Easy Care Brightener..... <b>629019</b>	

\* Please specify **U** = Undermounted

**NEW** SMART  
DESIGN

Two become one. The patented combination of soap dispenser and control knob for the pop-up waste successfully solves a fundamental problem of contemporary sink designs: many sinks do not have room for more than a control knob, leaving nowhere to put a soap dispenser. Our Ladon soap dispenser can also operate the pop-up waste, making this problem a thing of the past.





CRISTALITE<sup>+</sup>  
SOLIDO

# BERLIN

POOR  
BUT SEXY



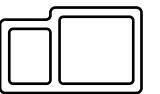
N-50



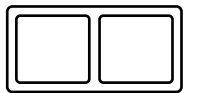
N-75



N-100



N-175



N-200



Sink: SOLIDO N-175  
Tap: SCHOCK SONO



[www.schock.de/solido](http://www.schock.de/solido)



- CRISTALITE+<sup>®</sup> standard colours
- Alpha (07)
- Terra (38)
- Sabbia (58)
- Croma (69)
- Onyx (10)
- Nero (13)
- CRISTALITE+<sup>®</sup> exclusive colours
- Crema (14)
- Everest (26)
- Colorado (08)
- Concrete (42)
- Mocha (63)
- Inox (12)
- Basalt (41)

CRISTALITE+<sup>®</sup>  
**SOLIDO N-50**

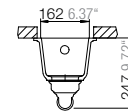
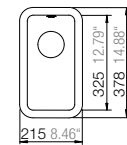


**Product benefits**

- The timeless look featuring straight lines is a real winner in any style of kitchen.
- The surface of CRISTALITE+<sup>®</sup> is up to three times as hard as natural granite and is therefore highly resistant.

**Installation measurements**

PDF/DXF: [www.schock.de/SOLN50](http://www.schock.de/SOLN50)



**Article no.**

**SOL N 50 U**

**Optional accessories** (See pages 378-381)

	Automatic drain kit <b>629313</b>	Manual drain kit..... <b>629314</b>	Waste cap..... <b>628152</b>
		Syphon..... <b>629229</b>	Pro Care..... <b>629099</b>
	Easy Care <b>629018</b>	comfotouch..... <b>629830</b>	Diamond drill SB Light..... <b>629095</b>
	Easy Care Brightener <b>629019</b>	LED-light..... <b>629024</b>	
		Undermount clamps..... <b>6.3016/4</b>	

CRISTALITE+<sup>®</sup>  
**SOLIDO N-75**

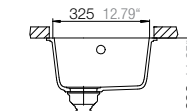
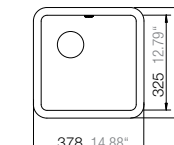


**Product benefits**

- Combines perfectly with the Schock SC taps with CRISTALITE+<sup>®</sup> sleeves.
- Features a single bowl with offset drain which can be enhanced by optional LED lighting.
- CRISTALITE+<sup>®</sup> is a real winner with its integrated hygiene protection system, Schock proHygienic 21.

**Installation measurements**

PDF/DXF: [www.schock.de/SOLN75](http://www.schock.de/SOLN75)



**Article no.**

**SOL N 75 U**

**Optional accessories** (See pages 378-381)

	Automatic drain kit <b>8940012</b>	Manual drain kit..... <b>8940013</b>	Waste cap..... <b>628152</b>
		Syphon..... <b>629229</b>	Pro Care..... <b>629099</b>
	Easy Care <b>629018</b>	comfotouch..... <b>629830</b>	Diamond drill SB Light..... <b>629095</b>
	Easy Care Brightener <b>629019</b>	LED-light..... <b>629024</b>	
		Undermount clamps..... <b>6.3016/4</b>	

- CRISTALITE+  
standard colours
- Alpha (07)
- Everest (26)
- CRISTALITE+  
exclusive colours
- Crema (14)
- Terra (38)
- Colorado (08)
- Sabbia (58)
- Concrete (42)
- Croma (49)
- Mocha (63)
- Onyx (10)
- Inox (12)
- Nero (13)
- Basalt (41)



CRISTALITE+  
**SOLIDO N-100**

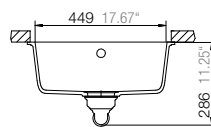
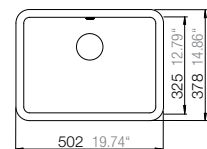


**Product benefits**

- An exceptionally beautiful design featuring straight lines very much in the contemporary kitchen style.
- The integral protection in CRISTALITE+ helps put your mind at rest when preparing fresh food.
- Extra functionality can be added in the form of accessories such as LED-light or comfotouch.

**Installation measurements**

PDF/DXF: [www.schock.de/SOLN100](http://www.schock.de/SOLN100)



**Article no.**

**SOL N 100 U**

**Optional accessories** (See pages 378-381)

	Automatic drain kit <b>8940012</b>	Manual drain kit..... <b>8940013</b>	Waste cap..... <b>628152</b>
		Syphon..... <b>629229</b>	Pro Care..... <b>629099</b>
	Easy Care <b>629018</b>	comfotouch..... <b>629830</b>	Diamond drill SB Light..... <b>629095</b>
	Easy Care Brightener <b>629019</b>	LED-light..... <b>629024</b>	
		Undermount clamps..... <b>6.3016/4</b>	

CRISTALITE+  
**SOLIDO N-175**

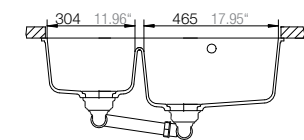
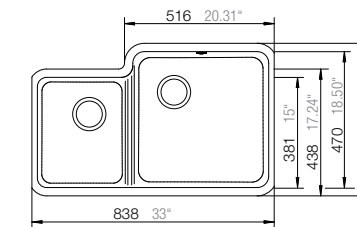


**Product benefits**

- The combination of classic design and ultra-modern materiality creates an exceptionally high-grade sink.
- Designed with straight lines and appeal, this sink fits perfectly into any style of kitchen.
- Combines perfectly with the Schock SC taps with CRISTALITE+ sleeves.

**Installation measurements**

PDF/DXF: [www.schock.de/SOLN175](http://www.schock.de/SOLN175)



**Article no.**

**SOL N 175 U**

**Optional accessories** (See pages 378-381)

	Automatic drain kit <b>629326</b>	Manual drain kit..... <b>629325</b>	Waste cap..... <b>628152</b>
		Syphon..... <b>629229</b>	Pro Care..... <b>629099</b>
	Easy Care <b>629018</b>	comfotouch..... <b>629830</b>	Diamond drill SB Light..... <b>629095</b>
	Easy Care Brightener <b>629019</b>	LED-light..... <b>629024</b>	
		Undermount clamps..... <b>6.3016/8</b>	

- CRISTALITE+  
standard colours
- Alpina (07)
- Terra (38)
- Sabbia (58)
- Croma (69)
- Onyx (10)
- Nero (13)
- CRISTALITE+  
exclusive colours
- Crema (14)
- Everest (26)
- Colorado (08)
- Concrete (42)
- Mocha (63)
- Inox (12)
- Basalt (41)



CRISTALITE+  
**SOLIDO N-200**

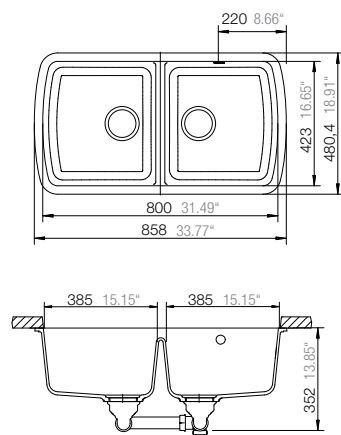


**Product benefits**

- The integral protection in CRISTALITE+ helps put your mind at rest when preparing fresh food.
- Optionally available with ultra-modern technology such as Schock comfotouch or LED lighting.

**Installation measurements**

PDF/DXF: [www.schock.de/SOLN200](http://www.schock.de/SOLN200)



**Article no.**

**SOL N 200 U**

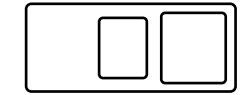
**Optional accessories** (See pages 378-381)

	Automatic drain kit <b>629326</b>	Manual drain kit..... <b>629325</b>	Waste cap..... <b>628152</b>
		Syphon..... <b>629229</b>	Pro Care..... <b>629099</b>
		comfotouch..... <b>629830</b>	Diamond drill SB Light..... <b>629095</b>
		LED-light..... <b>629024</b>	
	Easy Care <b>629018</b>	Undermount clamps..... <b>6.3016/8</b>	
	Easy Care Brightener <b>629019</b>		

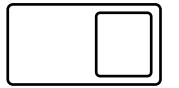
CRISTALITE+  
LOVES  
ENGINEERED  
STONE

The close to seamless integration of SCHOCK's Solido models into engineered stone countertops allows a new perfection in the kitchen. Especially Alpina matches perfectly with many white tones in the industry enabling a combination with a vast number of different stones.

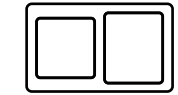




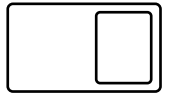
D-200



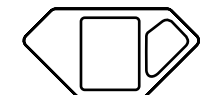
D-100S



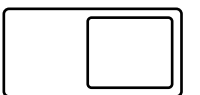
N-200



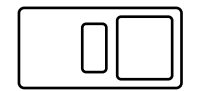
D-100



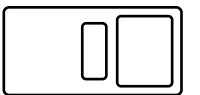
C-150



D-100L



D-150S



D-150

# TOKYO

Modern architecture  
full of energy



Sink: TYPOS **D-150**  
Tap: SCHOCK **COSMO**



[www.schock.de/typos](http://www.schock.de/typos)



CRISTALITE+<sup>®</sup>  
standard colours

Alpina (07)

Terra (38)

Sabbia (58)

Croma (69)

Onyx (10)

Nero (13)

CRISTALITE+<sup>®</sup>  
**TYPOS D-100S**

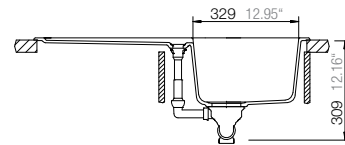
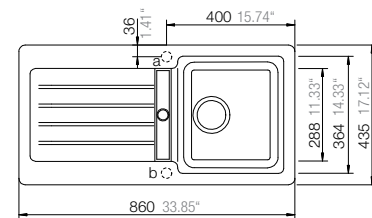


**Product benefits**

- The classic sink in the traditional 8 x 4 industry dimensions is enhanced with a deeper bowl.
- The narrow design is perfectly suited to the modern kitchen suites in city and studio apartments.
- CRISTALITE+<sup>®</sup> is easy to clean and extremely tough – perfect for the rigours of kitchen life.

**Installation measurements**

PDF/DXF: [www.schock.de/TYPD100S](http://www.schock.de/TYPD100S)



**Article no.**

- TYP D 100S A**
- TYP D 100S U**

**Optional accessories** (See pages 378-381)

	Automatic drain kit <b>629873</b>	Manual drain kit..... <b>629872</b>	Waste cap..... <b>628152</b>
		Syphon..... <b>629229</b>	Pro Care..... <b>629099</b>
		comfotouch..... <b>629830</b>	Diamond drill SB Light..... <b>629095</b>
		LED-light..... <b>629024</b>	
	Easy Care <b>629018</b> Easy Care Brightener <b>629019</b>	Undermount clamps..... <b>6.3016/8</b>	

\* Please specify **U** = Undermounted

CRISTALITE+<sup>®</sup>  
**TYPOS D-100**

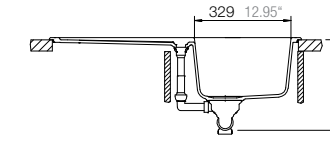
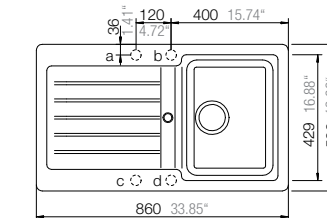


**Product benefits**

- With six intense CRISTALITE+<sup>®</sup> colourways to choose from, this sink adds that decisive splash of colour to the kitchen – right up with the colour-blocking trend.
- An exceptionally smooth design featuring straight lines very much in the contemporary kitchen style.

**Installation measurements**

PDF/DXF: [www.schock.de/TYPD100](http://www.schock.de/TYPD100)



**Article no.**

- TYP D 100 A**
- TYP D 100 U**

**Optional accessories** (See pages 378-381)

	Chopping board, glass <b>629046*</b> black or <b>629045*</b> white	Chopping board, glass..... <b>629036*</b>	Undermount clamps..... <b>6.3016/8</b>
		Chopping board, bamboo..... <b>629044</b>	Waste cap..... <b>628152</b>
		Manual drain kit..... <b>629872</b>	Pro Care..... <b>629099</b>
		Syphon..... <b>629229</b>	Diamond drill SB Light..... <b>629095</b>
	Wire basket <b>629171</b>	comfotouch..... <b>629830</b>	
		LED-light..... <b>629024</b>	
	Automatic drain kit <b>629873</b>	Easy Care..... <b>629018</b>	
		Easy Care Brightener..... <b>629019</b>	



CRISTALITE+  
standard colours

Alpina (07)

Terra (38)

Sabbia (58)

Croma (49)

Onyx (10)

Nero (13)

CRISTALITE+  
**TYPOS D-100L**

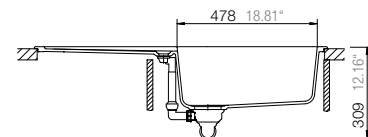
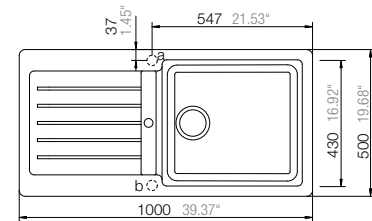


**Product benefits**

- A modern sink following the trend towards very large, deep bowls.
- Combines perfectly with the Schock SC taps with CRISTALITE+ sleeves.

**Installation measurements**

PDF/DXF: [www.schock.de/TYPD100L](http://www.schock.de/TYPD100L)



**Article no.**

- TYP D 100L A**
- TYP D 100L U**

**Optional accessories** (See pages 378-381)

	Chopping board, glass <b>629046*</b> black or <b>629045*</b> white	Chopping board, glass..... <b>629036*</b> Chopping board, bamboo..... <b>629044</b>	Undermount clamps..... <b>6.3016/8</b>
	Wire basket <b>629171</b>	Manual drain kit..... <b>629872</b> Syphon..... <b>629229</b>	Waste cap..... <b>628152</b> Pro Care..... <b>629099</b> Diamond drill SB Light..... <b>629095</b>
	Automatic drain kit <b>629873</b>	comfotouch..... <b>629830</b> LED-light..... <b>629024</b>	Easy Care..... <b>629018</b> Easy Care Brightener..... <b>629019</b>

\* Please specify **U** = Undermounted

CRISTALITE+  
**TYPOS D-150S**

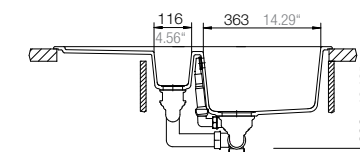
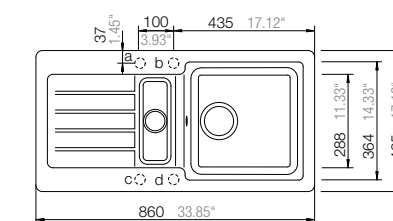


**Product benefits**

- This classic sink in the traditional 8 x 4 industry dimensions is enhanced with a deeper bowl.
- The narrow design is perfectly suited to the modern kitchen suites in city and studio apartments.
- CRISTALITE+ is a real winner with its integrated hygiene protection system, Schock pro-Hygienic 21.

**Installation measurements**

PDF/DXF: [www.schock.de/TYPD150S](http://www.schock.de/TYPD150S)



**Article no.**

- TYP D 150S A**
- TYP D 150S U**

**Optional accessories** (See pages 378-381)

	Automatic drain kit <b>629881</b>	Manual drain kit..... <b>629880</b> Syphon..... <b>629229</b>	Waste cap..... <b>628152</b> Pro Care..... <b>629099</b> Diamond drill SB Light..... <b>629095</b>
	Easy Care <b>629018</b> Easy Care Brightener <b>629019</b>	comfotouch..... <b>629830</b> LED-light..... <b>629024</b>	Undermount clamps..... <b>6.3016/8</b>



CRISTALITE+<sup>®</sup>  
standard colours

Alpina (07)

Terra (38)

Sabbia (58)

Croma (69)

Onyx (10)

Nero (13)

CRISTALITE+<sup>®</sup>  
**TYPOS D-150**

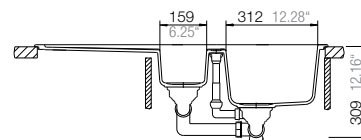
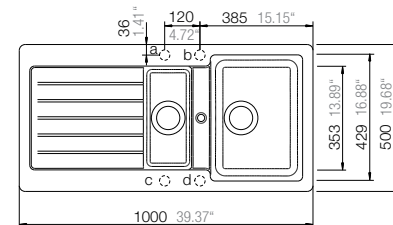


**Product benefits**

- The combination of classic design and ultra-modern materiality creates an exceptionally high-grade sink.
- The quartz particles in CRISTALITE+<sup>®</sup> provide long-lasting protection against wear and make the sink extremely durable.

**Installation measurements**

PDF/DXF: [www.schock.de/TYPD150](http://www.schock.de/TYPD150)



**Article no.**

- TYP D 150 A**
- TYP D 150 U**

**Optional accessories** (See pages 378-381)

	Chopping board, glass <b>629046*</b> black or <b>629045*</b> white	Chopping board, glass..... <b>629036*</b> Chopping board, bamboo..... <b>629044</b>	Undermount clamps..... <b>6.3016/8</b>
	Strainer bowl <b>629043</b>	Manual drain kit..... <b>629878</b> Syphon..... <b>629229</b>	Waste cap..... <b>628152</b> Pro Care..... <b>629099</b> Diamond drill SB Light..... <b>629095</b>
	Automatic drain kit <b>629879</b>	comfotouch..... <b>629830</b> LED-light..... <b>629024</b>	
		Easy Care..... <b>629018</b> Easy Care Brightener..... <b>629019</b>	

\* Please specify **U** = Undermounted

CRISTALITE+<sup>®</sup>  
**TYPOS D-200**

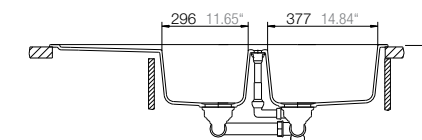
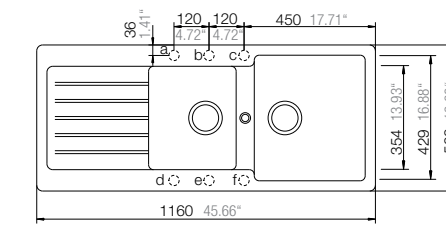


**Product benefits**

- Exceptional freedom with two large bowls and a sizeable draining board.
- The surface of CRISTALITE+<sup>®</sup> is up to three times as hard as natural granite and is therefore highly resistant.
- Available in two different installation options for more flexibility in kitchen planning.

**Installation measurements**

PDF/DXF: [www.schock.de/TYPD200](http://www.schock.de/TYPD200)



**Article no.**

- TYP D 200 A**
- TYP D 200 U**

**Optional accessories** (See pages 378-381)

	Chopping board, glass <b>629046*</b> black or <b>629045*</b> white	Chopping board, glass..... <b>629036*</b> Chopping board, bamboo..... <b>629044</b> Wire basket..... <b>629171</b>	Undermount clamps..... <b>6.3016/8</b>
	Wire basket <b>629171</b>	Manual drain kit..... <b>629878</b> Syphon..... <b>629229</b>	Waste cap..... <b>628152</b> Pro Care..... <b>629099</b> Diamond drill SB Light..... <b>629095</b>
	Automatic drain kit <b>629879</b>	comfotouch..... <b>629830</b> LED-light..... <b>629024</b>	
		Easy Care..... <b>629018</b> Easy Care Brightener..... <b>629019</b>	





CRISTALITE+  
standard colours

Alpina (07)

Terra (38)

Sabbia (58)

Croma (69)

Onyx (10)

Nero (13)

CRISTALITE+  
**TYPOS N-200**

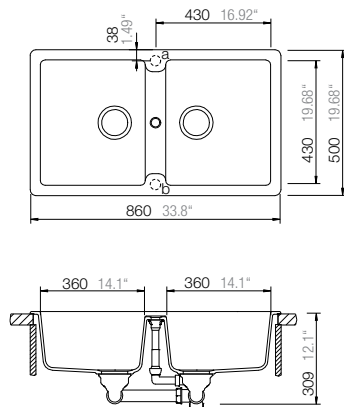


**Product benefits**

- The integral protection in CRISTALITE+ helps put your mind at rest when preparing fresh food.
- Available in two different installation options for more flexibility in kitchen planning.

**Installation measurements**

PDF/DXF: [www.schock.de/TYPN200](http://www.schock.de/TYPN200)



**Article no.**

- TYP N 200 A**
- TYP N 200 U**

**Optional accessories** (See pages 378-381)

	Chopping board, glass <b>629046*</b> black or <b>629045*</b> white	Chopping board, glass..... <b>629036*</b> Chopping board, bamboo..... <b>629045</b> Wire basket..... <b>629171</b>	Undermount clamps..... <b>6.3016/8</b>
	Wire basket <b>629171</b>	Manual drain kit..... <b>629878</b> Syphon..... <b>629229</b>	Waste cap..... <b>628152</b> Pro Care..... <b>629099</b> Diamond drill SB Light..... <b>629095</b>
	Automatic drain kit <b>629879</b>	comfotouch..... <b>629830</b> LED-light..... <b>629024</b>	
		Easy Care..... <b>629018</b> Easy Care Brightener..... <b>629019</b>	

\* Please specify **U** = Undermounted

CRISTALITE+  
**TYPOS C-150**

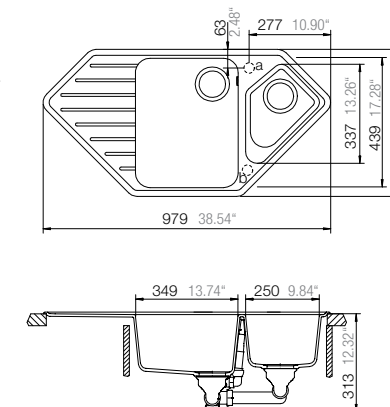


**Product benefits**

- Modern corner sink design with plenty of space for washing and doing the dishes.
- The integral protection in CRISTALITE+ helps put your mind at rest when preparing fresh food.
- Available in two different installation options for more flexibility in kitchen planning.

**Installation measurements**

PDF/DXF: [www.schock.de/TYPC150](http://www.schock.de/TYPC150)



**Article no.**

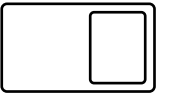
- TYP C 150 A**
- TYP C 150 U**

**Optional accessories** (See pages 378-381)

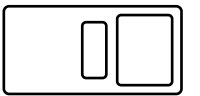
	Chopping board, glass <b>629046*</b> black or <b>629045*</b> white	Chopping board, glass..... <b>629036*</b> Chopping board, bamboo..... <b>629045</b>	Undermount clamps..... <b>6.3016/10</b>
	Strainer bowl <b>629244</b>	Wire basket..... <b>629170</b>	Waste cap..... <b>628152</b> Pro Care..... <b>629099</b> Diamond drill SB Light..... <b>629095</b>
	Automatic drain kit <b>629875</b>	Manual drain kit..... <b>629874</b> Syphon..... <b>629229</b>	
		comfotouch..... <b>629830</b> LED-light..... <b>629024</b>	
		Easy Care..... <b>629018</b> Easy Care Brightener..... <b>629019</b>	

# TOKYO

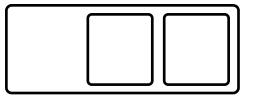
Good morning tokyo



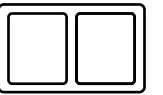
D-100



D-150



D-200



N-200



Sink: VENUS **D-150**  
Tap: SCHOCK **SC-200**



[www.schock.de/venus](http://www.schock.de/venus)



- CRISTALITE+ standard colours
- Alpha (07)
- Terra (38)
- Sabbia (58)
- Croma (69)
- Onyx (10)
- Nero (13)
- CRISTALITE+ exclusive colours
- Crema (14)
- Everest (26)
- Colorado (08)
- Concrete (42)
- Mocha (63)
- Inox (12)
- Basalt (41)

CRISTALITE+  
**VENUS D-100**

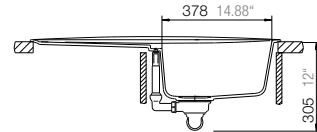
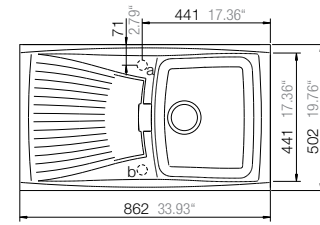


**Product benefits**

- An exceptionally beautiful design with modern accents very much in the contemporary style of kitchen architecture.
- The integral protection in CRISTALITE+ helps put your mind at rest when preparing fresh food.

**Installation measurements**

PDF/DXF: [www.schock.de/VEND100](http://www.schock.de/VEND100)



**Article no.**

**VEN D 100 A**

**Optional accessories** (See pages 378-381)

	Automatic drain kit <b>629377</b>	Manual drain kit..... <b>629376</b>
		Syphon..... <b>629229</b>
	Easy Care <b>629018</b>	comfotouch..... <b>629830</b>
	Easy Care Brightener <b>629019</b>	Waste cap..... <b>628152</b>
		Pro Care..... <b>629099</b>
		Diamond drill SB Light..... <b>629095</b>

CRISTALITE+  
**VENUS D-150**

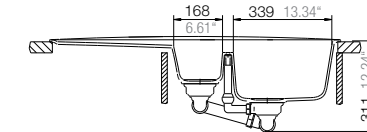
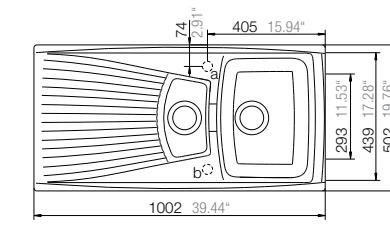


**Product benefits**

- The large sink with an additional half bowl for left-overs adds to the premium character of the kitchen without compromising on functionality.
- CRISTALITE+ is easy to clean and extremely tough – perfect for the rigours of kitchen life.
- Combines perfectly with the Schock SC-40 tap with CRISTALITE+ sleeves.

**Installation measurements**

PDF/DXF: [www.schock.de/VEND150](http://www.schock.de/VEND150)



**Article no.**

**VEN D 150 A**

**Optional accessories** (See pages 378-381)

	Automatic drain kit <b>629379</b>	Manual drain kit..... <b>629378</b>
		Syphon..... <b>629229</b>
	Easy Care <b>629018</b>	comfotouch..... <b>629830</b>
	Easy Care Brightener <b>629019</b>	Waste cap..... <b>628152</b>
		Pro Care..... <b>629099</b>
		Diamond drill SB Light..... <b>629095</b>



- CRISTALITE+  
standard colours
- Alpha (07)
- CRISTALITE+  
exclusive colours
- Crema (14)
- Everest (26)
- Terra (38)
- Colorado (08)
- Sabbia (58)
- Concrete (42)
- Croma (49)
- Mocha (63)
- Onyx (10)
- Inox (12)
- Nero (13)
- Basalt (41)

CRISTALITE+  
**VENUS D-200**

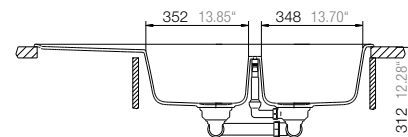
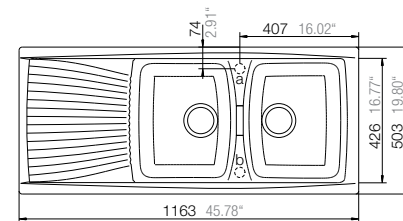


**Product benefits**

- Unusual, patented designer overflow rounds off the modern look.
- Incredibly spacious with two large bowls and a sizeable draining board.
- Combines perfectly with the Schöck SC taps with CRISTALITE+ sleeves.

**Installation measurements**

PDF/DXF: [www.schock.de/VEND200](http://www.schock.de/VEND200)



**Article no.**

**VEN D 200 A**

**Optional accessories** (See pages 378-381)

	Automatic drain kit <b>629381</b>	Manual drain kit..... <b>629380</b>
		Syphon..... <b>629229</b>
	Easy Care <b>629018</b>	comfotouch..... <b>629830</b>
	Easy Care Brightener <b>629019</b>	Waste cap..... <b>628152</b>
		Pro Care..... <b>629099</b>
		Diamond drill SB Light..... <b>629095</b>

CRISTALITE+  
**VENUS N-200**

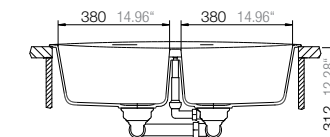
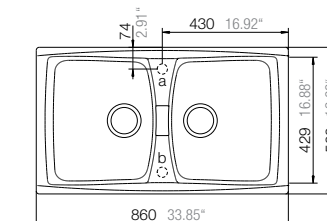


**Product benefits**

- CRISTALITE+ is easy to clean and extremely tough – perfect for the rigours of kitchen life.
- Exceptional freedom with two large sinks.
- Unusual, patented designer overflow rounds off the modern look.

**Installation measurements**

PDF/DXF: [www.schock.de/VENN200](http://www.schock.de/VENN200)



**Article no.**

**VEN N 200 A**

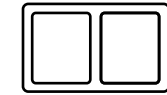
**Optional accessories** (See pages 378-381)

	Automatic drain kit <b>629381</b>	Manual drain kit..... <b>629380</b>
		Syphon..... <b>629229</b>
	Easy Care <b>629018</b>	comfotouch..... <b>629830</b>
	Easy Care Brightener <b>629019</b>	Waste cap..... <b>628152</b>
		Pro Care..... <b>629099</b>
		Diamond drill SB Light..... <b>629095</b>

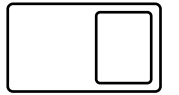
# SYDNEY

Intensity of night-time

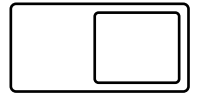
CRISTALITE<sup>+</sup>  
**VIOLA**



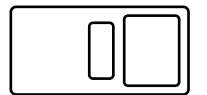
N-200



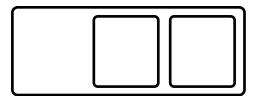
D-100



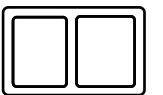
D-100L



D-150



D-200



N-200S



Sink: VIOLA **D-150**  
Tap: SCHOCK **SC-90**



[www.schock.de/viola](http://www.schock.de/viola)



NEW

coming soon

- CRISTALITE+<sup>®</sup> standard colours
- Alpha (07)
- Everest (26)
- Terra (38)\*
- Colorado (08)
- Sabbia (58)
- Concrete (42)
- Croma (49)
- Mocha (63)
- Onyx (10)
- Inox (12)
- Nero (13)
- Basalt (41)
- CRISTALITE+<sup>®</sup> exclusive colours
- Crema (14)

CRISTALITE+<sup>®</sup>  
**VIOLA D-100**

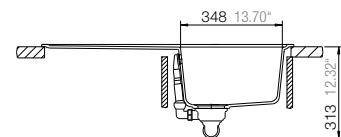
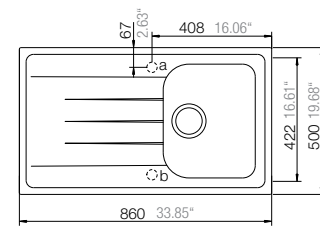


**Product benefits**

- An exceptionally beautiful design with modern accents very much in the contemporary style of kitchen architecture.
- The integral protection in CRISTALITE+<sup>®</sup> helps put your mind at rest when preparing fresh food.

**Installation measurements**

PDF/DXF: [www.schock.de/VIOD100](http://www.schock.de/VIOD100)



**Article no.**

- VIO D 100 A**
- VIO D 100 U**

**Optional accessories** (See pages 378-381)

	Chopping board, glass <b>629046*</b> black or <b>629045*</b> white	Chopping board, glass..... <b>629036*</b>	Chopping board, bamboo..... <b>629044</b>	Waste cap..... <b>628152</b>
		Wire basket..... <b>629172</b>		Pro Care..... <b>629099</b>
	Automatic drain kit <b>629871</b>	Manual drain kit..... <b>629870</b>	Syphon..... <b>629229</b>	Diamond drill SB Light..... <b>629095</b>
		comfotouch..... <b>629830</b>	LED-light..... <b>629024</b>	
	Easy Care <b>629018</b> Easy Care Brightener <b>629019</b>	Undermount clamps..... <b>6.3016/10</b>		

\* Please specify **U** = Undermounted

CRISTALITE+<sup>®</sup>  
**VIOLA D-100L**

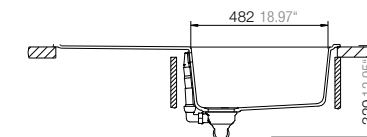
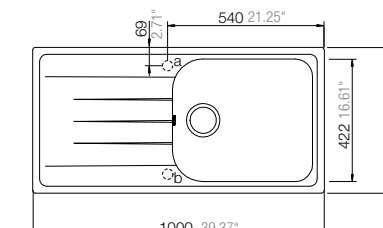


**Product benefits**

- CRISTALITE+<sup>®</sup> is a real winner with its integrated hygiene protection system, Schock pro-Hygienic 21.
- The classic and appealing design fits perfectly into any style – the modern, traditional or country kitchen.
- This sink will turn heads in the kitchen in its gleaming CRISTALITE+<sup>®</sup> colour.

**Installation measurements**

PDF/DXF: [www.schock.de/VIOD100L](http://www.schock.de/VIOD100L)



**Article no.**

- VIO D 100L A**
- VIO D 100L U**

**Optional accessories** (See pages 378-381)

	Chopping board, glass <b>629046*</b> black or <b>629045*</b> white	Chopping board, glass..... <b>629036*</b>	Chopping board, bamboo..... <b>629044</b>	Waste cap..... <b>628152</b>
		Manual drain kit..... <b>629870</b>	Syphon..... <b>629229</b>	Pro Care..... <b>629099</b>
	Automatic drain kit <b>629871</b>	comfotouch..... <b>629830</b>	LED-light..... <b>629024</b>	Diamond drill SB Light..... <b>629095</b>
		Undermount clamps ..... <b>6.3016/9</b>		
	Easy Care <b>629018</b> Easy Care Brightener <b>629019</b>			



- CRISTALITE+ standard colours
- Alpha (07)
- Everest (26)
- CRISTALITE+ exclusive colours
- Crema (14)
- Terra (38)
- Colorado (08)
- Sabbia (58)
- Concrete (42)
- Croma (49)
- Mocha (63)
- Onyx (10)
- Inox (12)
- Nero (13)
- Basalt (41)

CRISTALITE+  
**VIOLA D-150**

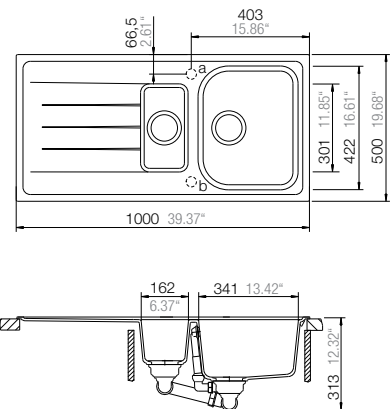


**Product benefits**

- Modern sink with great functionality due to its traditional dimensions and great aspirations thanks to its outstanding design.
- With 13 intense CRISTALITE+ colourways to choose from, this sink adds that decisive splash of colour to the kitchen.
- Extra functionality can be added in the form of accessories such as a wooden chopping board or a wire basket.

**Installation measurements**

PDF/DXF: [www.schock.de/VIOD150](http://www.schock.de/VIOD150)



**Article no.**

- VIO D 150 A**
- VIO D 150 U**

**Optional accessories** (See pages 378-381)

	Chopping board, glass <b>629046*</b> black or <b>629045*</b> white	Chopping board, glass..... <b>629036*</b> Chopping board, bamboo..... <b>629044</b>	Undermount clamps..... <b>6.3016/10</b>
	Wire basket <b>629172</b>	Wire basket..... <b>629172</b>	Waste cap..... <b>628152</b>
	Automatic drain kit <b>629875</b>	Manual drain kit..... <b>629874</b> Syphon..... <b>629229</b>	Pro Care..... <b>629099</b> Diamond drill SB Light..... <b>629095</b>
		comfotouch..... <b>629830</b> LED-light..... <b>629024</b>	
		Easy Care..... <b>629018</b> Easy Care Brightener..... <b>629019</b>	

\* Please specify **U** = Undermounted

CRISTALITE+  
**VIOLA D-200**

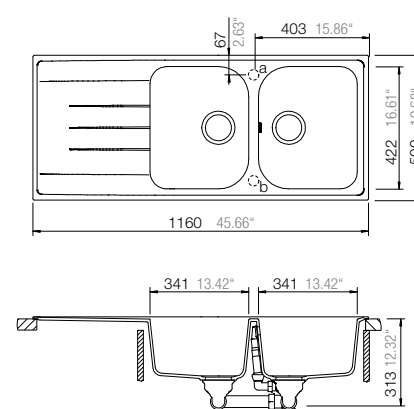


**Product benefits**

- The quartz particles in CRISTALITE+ provide long-lasting protection against wear and make the sink extremely durable.
- Exceptional freedom with two large bowls and a sizeable draining board.
- Combines perfectly with the Schock SC taps with CRISTALITE+ sleeves.

**Installation measurements**

PDF/DXF: [www.schock.de/VIOD200](http://www.schock.de/VIOD200)



**Article no.**

- VIO D 200 A**
- VIO D 200 U**

**Optional accessories** (See pages 378-381)

	Chopping board, glass <b>629046*</b> black or <b>629045*</b> white	Chopping board, glass..... <b>629036*</b> Chopping board, bamboo..... <b>629044</b>	Undermount clamps..... <b>6.3016/8</b>
	Wire basket <b>629172</b>	Wire basket..... <b>629172</b>	Waste cap..... <b>628152</b>
	Automatic drain kit <b>629875</b>	Manual drain kit..... <b>629874</b> Syphon..... <b>629229</b>	Pro Care..... <b>629099</b> Diamond drill SB Light..... <b>629095</b>
		comfotouch..... <b>629830</b> LED-light..... <b>629024</b>	
		Easy Care..... <b>629018</b> Easy Care Brighteners..... <b>629019</b>	



- CRISTALITE+<sup>®</sup> standard colours
- Alpha (07)
- Everest (26)
- Terra (38)\*
- Colorato (08)
- Sabbia (58)
- Concrete (42)
- Croma (49)
- Mocha (63)
- Onyx (10)
- Inox (12)
- Nero (13)
- Basalt (41)
- CRISTALITE+<sup>®</sup> exclusive colours
- Crema (14)

CRISTALITE+<sup>®</sup>  
**VIOLA N-200S**

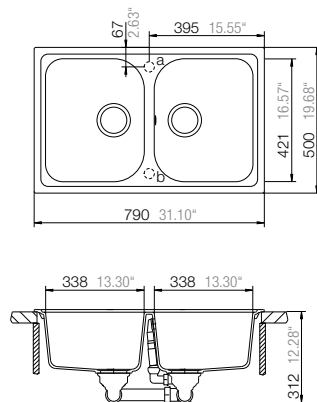


**Product benefits**

- CRISTALITE+<sup>®</sup> is easy to clean and extremely tough – perfect for the rigours of kitchen life.
- The smart external dimensions mean you can create a premium-quality look even in the smallest of kitchens with the undermount option.
- Extra functionality can be added in the form of accessories such as a chopping board and LED-light.

**Installation measurements**

PDF/DXF: [www.schock.de/VION200S](http://www.schock.de/VION200S)



**Article no.**

- VIO N 200S A**
- VIO N 200S U**

**Optional accessories** (See pages 378-381)

	Chopping board, glass <b>629046*</b> black or <b>629045*</b> white	Chopping board, glass..... <b>629036*</b> Chopping board, bamboo..... <b>629044</b>	Waste cap..... <b>628152</b> Pro Care..... <b>629099</b> Diamond drill SB Light..... <b>629095</b>
	Automatic drain kit <b>629875</b>	Manual drain kit..... <b>629874</b> Syphon..... <b>629229</b>	
	Easy Care <b>629018</b> Easy Care Brightener <b>629019</b>	comfotouch..... <b>629830</b> LED-light..... <b>629024</b>	
		Undermount clamps..... <b>6.3016/8</b>	

\* Please specify **U** = Undermounted

CRISTALITE+<sup>®</sup>  
**VIOLA N-200**

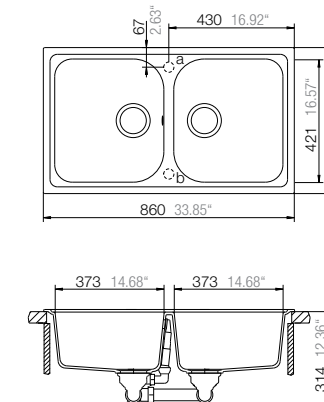


**Product benefits**

- The integral proHygienic 21 protection in CRISTALITE+<sup>®</sup> helps put your mind at rest when preparing fresh food.
- An exceptionally beautiful design with modern accents very much in the contemporary style of kitchen architecture.
- Extra functionality can be added in the form of accessories such as a wooden chopping board.

**Installation measurements**

PDF/DXF: [www.schock.de/VION200](http://www.schock.de/VION200)



**Article no.**

- VIO N 200 A**
- VIO N 200 U**

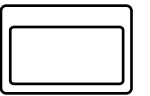
**Optional accessories** (See pages 378-381)

	Chopping board, glass <b>629046*</b> black or <b>629045*</b> white	Chopping board, glass..... <b>629036*</b> Chopping board, bamboo..... <b>629044</b>	Waste cap..... <b>628152</b> Pro Care..... <b>629099</b> Diamond drill SB Light..... <b>629095</b>
	Automatic drain kit <b>629875</b>	Manual drain kit..... <b>629874</b> Syphon..... <b>629229</b>	
	Easy Care <b>629018</b> Easy Care Brightener <b>629019</b>	comfotouch..... <b>629830</b> LED-light..... <b>629024</b>	
		Undermount clamps..... <b>6.3016/10</b>	




# SYDNEY

...leaving



N-100XL



N-100XLY



Sink: VIRTUS N-100XL  
Tap: SCHOCK KARPO PRO



[www.schock.de/virtus](http://www.schock.de/virtus)

- CRISTALITE+  
standard colours
- Alpha (07)
- Everest (26)
- CRISTALITE+  
exclusive colours
- Crema (14)
- Terra (38)
- Colorato (08)
- Sabbia (58)
- Concrete (42)
- Croma (49)
- Mocha (63)
- Onyx (10)
- Inox (12)
- Nero (13)
- Basalt (41)



CRISTALITE+  
**VIRTUS N-100XL**

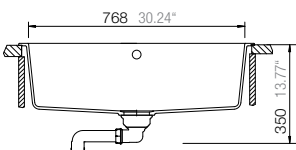
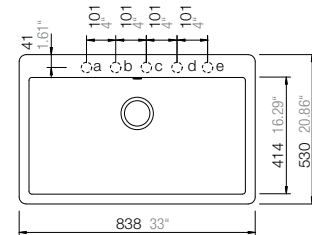


**Product benefits**

- A classic sink that is perfect in form with a large, deep bowl which can be enhanced by optional LED lighting.
- The long tap-hole platform can be equipped with up to five holes.
- The surface of CRISTALITE+ is up to three times as hard as natural granite and is therefore highly resistant.

**Installation measurements**

PDF/DXF: [www.schock.de/VITN100XL](http://www.schock.de/VITN100XL)



**Article no.**

- VIT N 100XL A**
- VIT N 100XL U**

**Optional accessories** (See pages 378-381)

	Bottom grid <b>629122/MOTN100</b>	Manual drain kit..... <b>629323</b>	Waste cap..... <b>628152</b>
		Syphon..... <b>629229</b>	Pro Care..... <b>629099</b>
	Automatic drain kit <b>629324</b>	comfotouch..... <b>629830</b>	Diamond drill SB Light..... <b>629095</b>
		LED-light..... <b>629024/3</b>	
		Easy Care..... <b>629018</b>	
		Easy Care Brightener..... <b>629019</b>	
		Undermount clamps..... <b>6.3016/6</b>	

CRISTALITE+  
**VIRTUS N-100XLY**

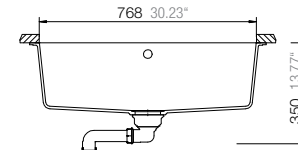
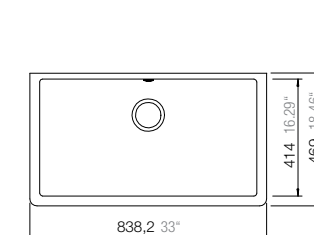


**Product benefits**

- Rear set drain maximizes flat surface to protect stemware.
- Additional functions can be added in the form of optional accessories such as a high-quality soap dispenser.
- Combines perfectly with the Schock Sono tap in the same colour.

**Installation measurements**

PDF/DXF: [www.schock.de/VITN100XLY](http://www.schock.de/VITN100XLY)



**Article no.**

- VIT N 100XLY U**

**Optional accessories** (See pages 378-381)

	Bottom grid <b>629122/MOTN100</b>	Manual drain kit..... <b>629323</b>	Waste cap..... <b>628152</b>
		Syphon..... <b>629229</b>	Pro Care..... <b>629099</b>
	Automatic drain kit <b>629324</b>	comfotouch..... <b>629830</b>	Diamond drill SB Light..... <b>629095</b>
		LED-light..... <b>629024/3</b>	
		Easy Care..... <b>629018</b>	
		Easy Care Brightener..... <b>629019</b>	
		Undermount clamps..... <b>6.3016/6</b>	

# TAPS



NEW

ARCADA  
P. 342  
CHR  
CD  
CT



NEW

COSMO  
P. 343  
CHR  
CT



DIKE  
P. 344  
CHR



ELARA  
P. 345  
CHR



ERIS  
P. 346  
CHR



HEKATE  
P. 347  
CHR



HERMERA  
P. 348  
CHR



HYPERION  
P. 349  
CHR



HYPERION FLAT  
P. 350  
CHR



NEW

IDEOS  
PREMIUM  
P. 351  
CHR  
EDO



IDEOS PRO  
P. 352  
CHR  
EDO



KARPO  
P. 353  
CHR



NEW

KARPO PRO  
P. 354  
CHR



LEVA  
P. 355  
CHR  
CT



NEILOS  
P. 356  
CHR



NEOS  
P. 357  
CHR  
CT



NIMBUS  
P. 358  
CHR  
CD



PHOBOS  
P. 359  
CHR  
EDO



PIEGA  
P. 360  
CHR  
EDO  
CD



PILA  
P. 361  
CHR  
EDO  
CD



SC-40  
P. 362  
CT



SC-50  
P. 363  
CT



NEW

SC-90  
P. 364  
CD  
CT



SC-200  
P. 365  
CD



SC-300  
P. 366  
CD



SIMI  
P. 367  
CHR  
CT



NEW

SONO  
P. 368  
CHR  
CT



URANIA  
P. 369  
CHR



NEW

WELLUS  
P. 370  
CHR  
CD  
CT

SOAP DISPENSERS



AMUR  
P. 372  
CHR



NEW

LADON  
P. 373  
CHR



PUCK  
P. 374  
CHR  
EDO



SANI  
P. 375  
CHR  
EDO

MATERIAL COLOURS

- CHR Chrome
- EDO Stainless steel look
- CD CRISTADUR®
- CT CRISTALITE®



## SCHOCK ARCADA

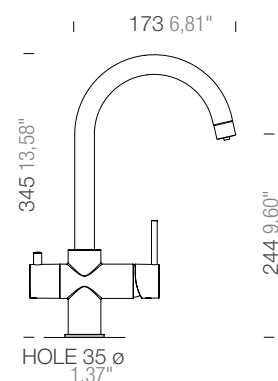
### Product description and extras

The Arcada has been optimised for the demands of the home kitchen and excels with its dual spout: one for mains water (hot & cold) and one for filtered water. As such, this model is particularly suited to households with a separate drinking water system or a water filter.

The modern, diagonal spout on this tap adds a quality touch to traditional and contemporary kitchens alike.

Available in CRISTALITE<sup>+</sup> and CRISTADUR<sup>®</sup> colourways – for perfect colour coordination between sink and tap.

### Installation measurements



### Article no.

562000 **CHR**  
562000 **CD** -Code  
562000 **CT+** -Code

### CRISTADUR<sup>®</sup> material colours



### CRISTALITE<sup>+</sup> material colours



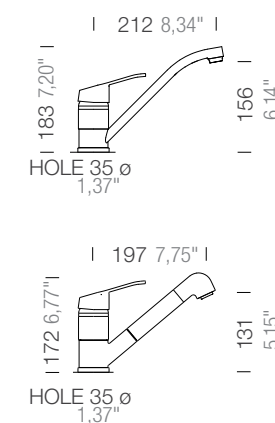
## SCHOCK COSMO

### Product description and extras


The new Schock Cosmo tap adds a modern splash of colour to the kitchen with its high-quality powder coated finish and looks great teamed with the smaller CRISTALITE<sup>+</sup> Manhattan or Typos models.

The Cosmo is available in chrome and the selected CRISTALITE<sup>+</sup> colourways with or without a pull-out spray head.

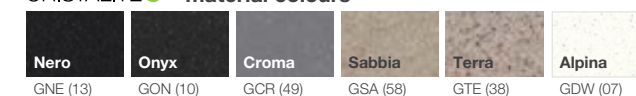
### Installation measurements



### Material



### CRISTALITE<sup>+</sup> material colours





## SCHOCK DIKE

### Product description and extras

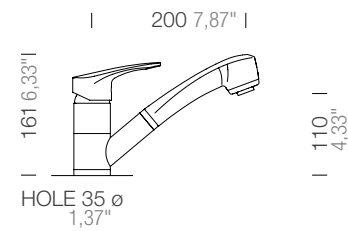
Low-price tap providing affordable access to the world of Schock premium taps.

This tap features a spray head for added convenience in the everyday chores of washing and doing the dishes.

The small form factor makes this tap particularly suited to smaller sinks, such as our single-bowl sinks.

Available in classic chrome look, making it easy to combine with almost any colours and materials.

### Installation measurements



### Article no.



502120 **CHR**

### Material



Chrome  
CHR



## SCHOCK ELARA

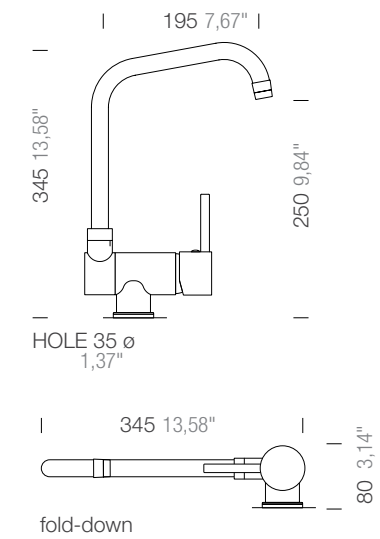
### Product description and extras

The exclusive and extravagant design of the Schock Elara tap provides a pleasant contrast to the conventional range of taps on the mass market.

Available in classic chrome look, making it easy to combine with almost any colours and materials in the kitchen.

Though the spout position is high, the Elara can still be installed in front of a window thanks to a fold-down spout.

### Installation measurements



### Article no.

568000 **CHR**

### Material



Chrome  
CHR



## SCHOCK ERIS

### Product description and extras

Very large tap with a presence that has a positive impact on the kitchen style and conveys an air of professionalism.

And with the Eris LED option, the tap is transformed into an absolute highlight in the kitchen as the running water is lit by LED spotlights.

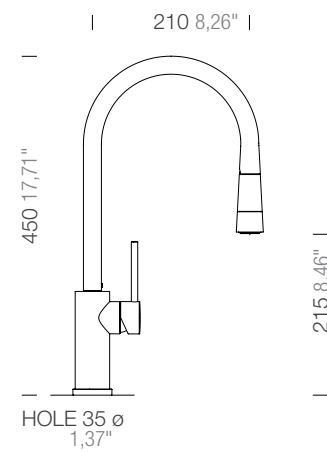
A high-grade tap with a claim to smart design and outstanding technology combined.

This tap scores highly with great functionality, ease of use and a high-quality finish.

### Material



### Installation measurements



### Article no.



594120 **CHR**



594120 **CHR LED**



## SCHOCK HEKATE

### Product description and extras

Very large tap with a classic presence that has a positive impact on the style of any kitchen and lends an air of professionalism to the cooking.

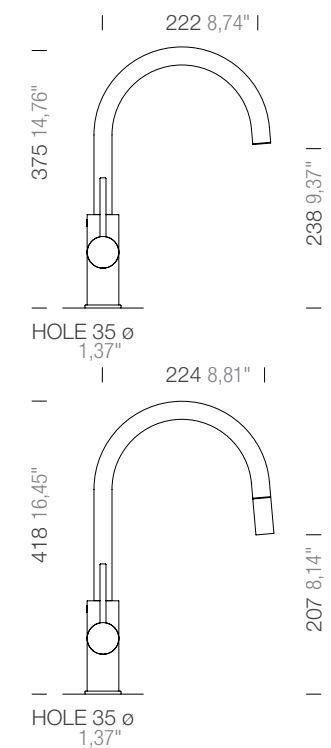
With a contemporary-style, higher spout position and timeless elegance, this tap adds a quality touch to traditional and modern kitchens alike and can be supplied with or without a pull-out spout.

During the design phase we paid particular attention to using high-quality and durable materials and integrating environmentally friendly technologies such as a water-saving function.

### Material



### Installation measurements



### Article no.

549000 **CHR**



549120 **CHR**



## SCHOCK HERMERA

### Product description and extras

High-grade tap in an on-trend design featuring rounded corners and straight lines. Fits splendidly into the modern or traditional kitchen. Available in chrome finish.

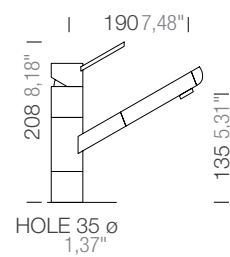
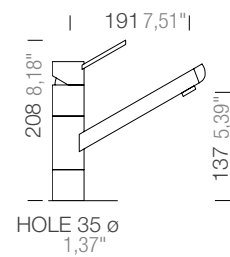
The premium design is realised thanks to the use of modern technology such as a high-quality flat aerator inside the tap.

In the development phase we paid particular attention to ensuring great functionality – for instance by integrating a large cartridge for greater water volume, making it quicker and easier to fill things up in the sink.

### Material



### Installation measurements



### Article no.

565000 **CHR**



565120 **CHR**



## SCHOCK HYPERION

### Product description and extras

A high-grade, luxury tap with a claim to smart design and outstanding technology combined.

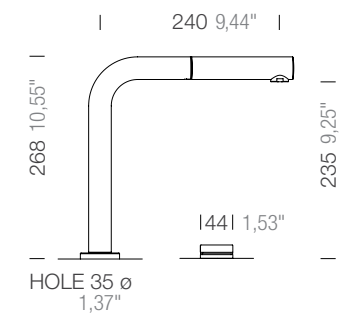
The Hyperion tap comes with a Schock sink of your choice and modern LED lighting in the sink. The elegant electric control dial can be freely positioned and is very intuitive to operate. In fact, using the Hyperion couldn't be easier – the integrated memory function does at a stroke what would otherwise take several actions to achieve.

An LED indicator ring integrated in the control dial shows your chosen water temperature at all times when the tap is in use.

### Material



### Installation measurements



### Article no.



629080 **CHR**





## SCHOCK HYPERION FLAT

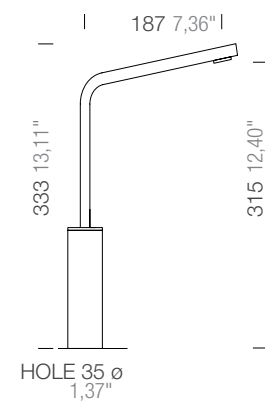
### Product description and extras

A high-grade, luxury tap with a claim to smart design and outstanding technology combined.

The Hyperion tap comes with a Schock sink of your choice and modern LED lighting in the sink. The elegant electric control dial can be freely positioned and is very intuitive to operate. In fact, using the Hyperion couldn't be easier – the integrated memory function does at a stroke what would otherwise take several actions to achieve.

An LED indicator ring integrated in the control dial shows your chosen water temperature at all times when the tap is in use.

### Installation measurements



### Article no.

629080F **CHR**

### Material



NEW



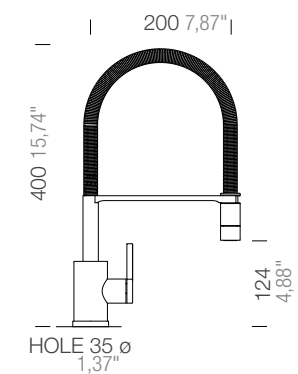
## SCHOCK IDEOS PREMIUM

### Product description and extras

The new Ideos Premium is a tap that meets the highest demands. Premium materials such as stainless steel are teamed with state-of-the-art technologies like an ultra-quiet aerator and a water-saving function.

The result is a design that stands out without being obtrusive.


### Installation measurements



### Article no.

581000 **CHR**  
581000 **EDO**

### Material





## SCHOCK IDEOS PRO

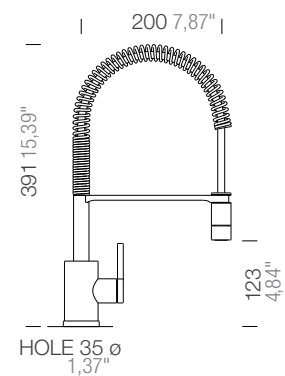
### Product description and extras

A graceful, modern tap with a presence that fits right into contemporary kitchen architecture and lends an air of professionalism to the cooking.

This tap is very adaptable with its relatively low height and availability in either contemporary chrome or premium stainless steel look.

It offers particular flexibility with a spout that can be hooked or unhooked and can also swivel 360°.


### Installation measurements



### Article no.

578000 **CHR**  
578000 **EDO**

### Material



## SCHOCK KARPO

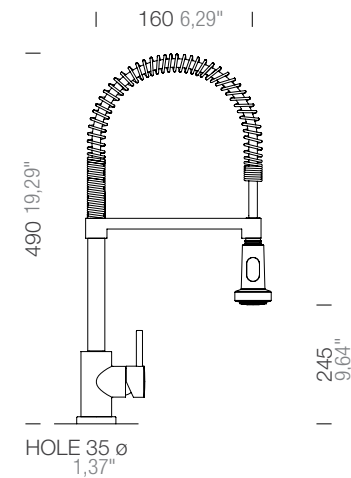
### Product description and extras

This professional tap has been optimised to meet the needs of the domestic kitchen. The classic design lends an air of professionalism to the cooking and fits into any kitchen design.

It offers particular flexibility with a spray head that can be hooked or unhooked and can also swivel 360°

During the design phase we paid particular attention to using high-quality and durable materials and integrating environmentally friendly technologies such as a water-saving function and a temperature limiter.

### Installation measurements



### Article no.

593120 **CHR**

### Material





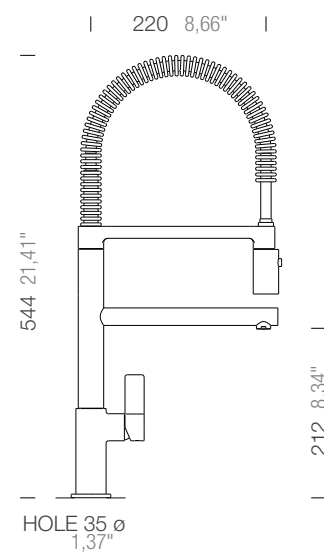
## SCHOCK KARPO PRO

### Product description and extras

The new Karpo Pro leaves nothing to be desired, with its dual spouts allowing you to work ergonomically and efficiently in the kitchen.

Functionality and design match that of a professional tap and offer the added bonus of the very latest features such as an environmentally friendly water-saving function and an ultra-quiet aerator. The Karpo Pro is available in chrome and boasts both a swivel spray head and a fixed spout. Even filling numerous pots and pans and washing them up couldn't be easier with this tap.

### Installation measurements



### Article no.

593200 **CHR**

### Material



## SCHOCK LEVA

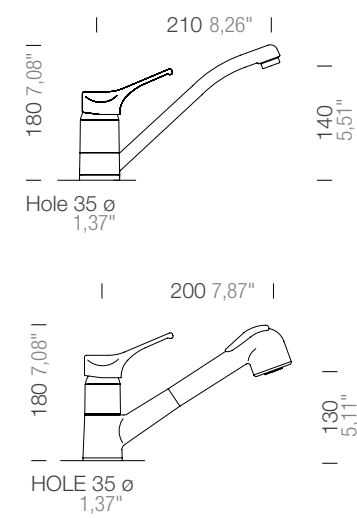
### Product description and extras

Low-price tap providing affordable access to the world of coloured taps. The tap is fully painted and available in one of thirteen timeless CRISTALITE® coloured finishes – for perfect colour coordination between sink and tap.

This tap provides great flexibility with its typical kitchen tap design and availability in either chrome or coloured finish.

The tap is easy to use and reliable, and is also available with a pull-out spray head that can also swivel.

### Installation measurements



### Article no.

511000 **CHR**  
511000 **CTO** -Code

511120 **CHR**  
511120 **CTO** -Code

### Material



### CRISTALITE® material colours





## SCHOCK NEILOS

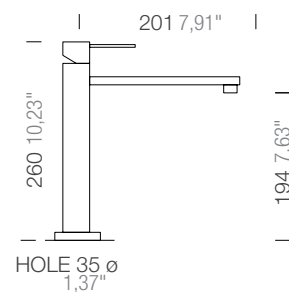
### Product description and extras

The design follows the trend in high-contrast styling with a fusion of rounded and square elements. This designer tap fits in perfectly with modern Italian kitchen architecture.

With this tap, design follows function. This principle influences even such small details as the angle of the spout or the adjustability of the lever.

On-trend, square design which is sure to be a defining element in the kitchen.

### Installation measurements



### Article no.

572000 **CHR**

### Material



## SCHOCK NEOS

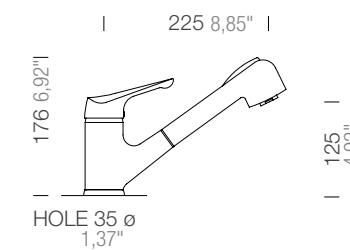
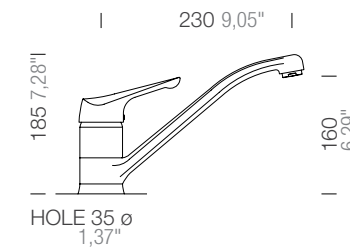
### Product description and extras

Classic entry-level tap providing affordable access to the world of coloured taps. The tap is fully painted and available in one of thirteen CRISTALITE® coloured finishes – for perfect colour coordination between sink and tap.

We paid particular attention to using high-quality and durable materials and integrating environmentally friendly technologies such as a water-saving function and a temperature limiter.

Exceptionally easy to clean as the spray head is fitted with integrated, self-cleaning nozzles and fingerprints or water marks are barely visible on the coloured finish.

### Installation measurements



### Article no.

542000 **CHR**  
542000 **CT** -Code

542003 **CHR**  
**Low pressure**

542120 **CHR**  
542120 **CT** -Code


542123 **CHR**  
**Low pressure**

### Material



### CRISTALITE® material colours





## SCHOCK NIMBUS

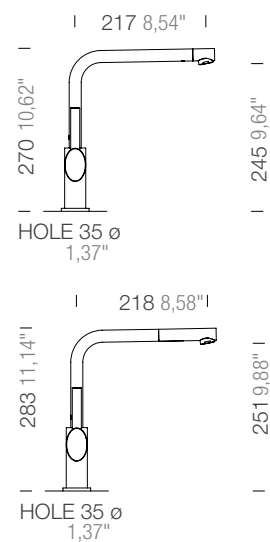
### Product description and extras

A high-grade, premium tap with a claim to smart design and outstanding technology combined.

Available in chrome look or one of eight contemporary CRISTADUR® coloured finishes, making it perfectly combinable with Schock sinks in the same colour.

On-trend, oval design which is sure to be a defining element in the kitchen.

### Installation measurements



### Article no.

523000 **CHR**  
523000 **CD** -Code



523120 **CHR**  
523120 **CD** -Code

### Material



### CRISTADUR® material colours



## SCHOCK PHOBOS

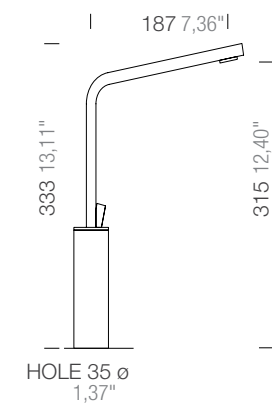
### Product description and extras

The design follows the trend in high-contrast styling with a fusion of rounded and square elements. This designer tap fits in perfectly with modern Italian kitchen architecture.

The premium design is realised thanks to the use of modern technology such as a high-quality flat aerator inside the tap.

With this tap, design follows function. This principle influences even such small details as the angle of the spout, which is perfectly aligned to tapering bowls, such as those in the Schock Opus range.


### Installation measurements

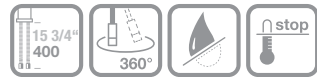


### Article no.

566000 **CHR**  
566000 **EDO**

### Material





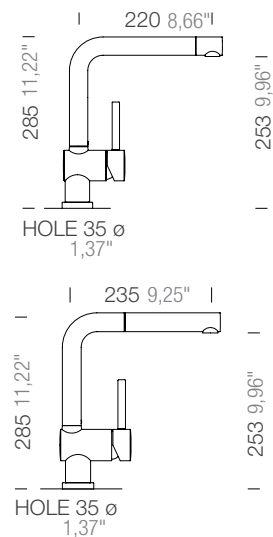
## SCHOCK PIEGA

### Product description and extras

With this tap, design follows function. This principle influences even such small details as the position of the spout. In the development phase we paid particular attention to ensuring great functionality – for instance by integrating a large cartridge for greater water volume, making it quicker and easier to fill things up in the sink.

Exceptionally easy to clean as fingerprints or water marks are barely visible on the coloured finish. Available in any one of eight premium CRISTADUR® coloured finishes as well as in chrome and stainless steel look.

### Installation measurements



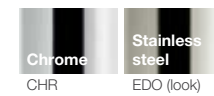
### Article no.

547000 **CHR**  
547000 **EDO**  
547000 **CD** -Code




547120 **CHR**  
547120 **EDO**  
547120 **CD** -Code

### Material



### CRISTADUR® material colours



## SCHOCK PILA

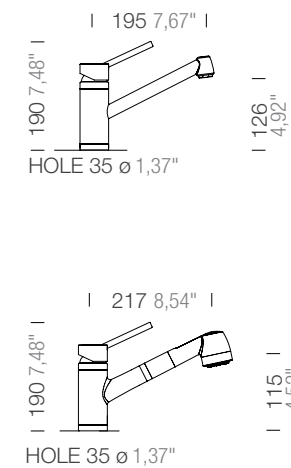
### Product description and extras

High-quality coloured tap in a classic design. The tap is fully painted and available eight CRISTADUR® coloured finishes – for perfect colour coordination between sink and tap.

We paid particular attention to using high-quality and durable materials and integrating environmentally friendly technologies such as a water-saving function and a temperature limiter.

Exceptionally easy to clean as fingerprints or water marks are barely visible on the coloured finish.

### Installation measurements



### Article no.

541000 **CHR**  
541000 **CD** -Code

541003 **CHR**  
**Low pressure**




541120 **CHR**  
541120 **CD** -Code




541123 **CHR**  
**Low pressure**

### Material



### CRISTADUR® material colours





## SCHOCK SC-40

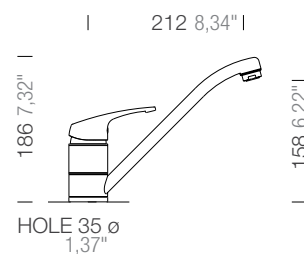
### Product description and extras

Low-price tap providing affordable access to the world of coloured Schock taps. The tap is decorated with a ring of solid CRISTALITE® – for a perfect match between sink and tap.

The design can be combined with both modern and traditional sinks from the Schock traditional sinks. The low spout position enables it to be used even with low-hanging cupboards.

Being scratch and impact resistant and much easier to clean, the solid material sleeves are a big hit.

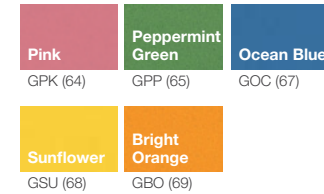
### Installation measurements



### Article no.

563000 **CTO**-Code

### Colour Your Life colours



### CRISTALITE® material colours



## SCHOCK SC-50

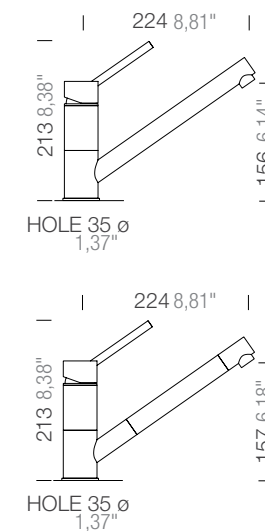
### Product description and extras

The perfect complement to Schock models in CRISTALITE®. The solid material sleeves allow the colour of the sink to flow through into the tap, turning it into a colourful highlight in the kitchen.

During the design phase we paid particular attention to using high-quality and durable materials and integrating environmentally friendly technologies such as a water-saving function and a temperature limiter.

Being scratch and impact resistant and much easier to clean, the solid material sleeves are a big hit.

### Installation measurements



### Article no.

503000 **CTO**-Code



503120 **CTO**-Code

### Colour Your Life colours



### CRISTALITE® material colours



NEW



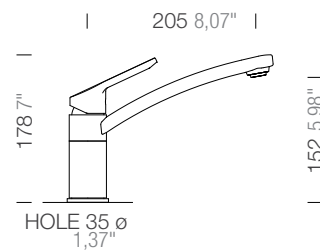
## SCHOCK SC-90

### Product description and extras

Our patented production technology enables us to sheathe the SC-90 in sleeves of solid CRISTADUR® or CRISTALITE®+, making the tap absolutely identical in colour to the sink – a perfect couple. The sleeves are easy to change, enabling you to keep up with the latest colour trends effortlessly.

Being scratch and impact resistant and much easier to clean than chrome or stainless steel, the solid material sleeves are a big hit. The classically designed tap is made exclusively out of premium materials such as brass.

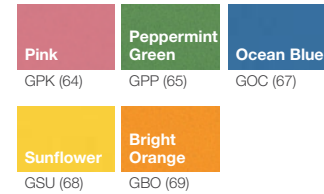
### Installation measurements




### Article no.

598000 **CD** -Code  
598000 **CT** -Code

### Colour Your Life colours



### CRISTADUR® material colours



### CRISTALITE®+ material colours



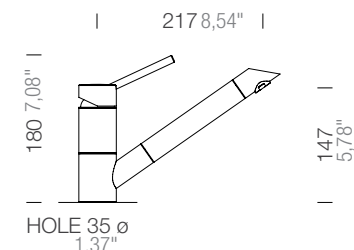
## SCHOCK SC-200

### Product description and extras

Like all of the SC models, this tap is a real winner with its unique capacity to be absolutely identical in colour to Schock sinks in the same colourway. Our patented method enables us to produce sleeves of solid material in perfectly matching shades.

Being scratch and impact resistant and much easier to clean than chrome stainless steel, the solid material sleeves are a big hit. The classically designed tap is made exclusively out of premium materials such as brass.

### Installation measurements




### Article no.

592000 **CD** -Code



592120 **CD** -Code

### CRISTADUR® material colours







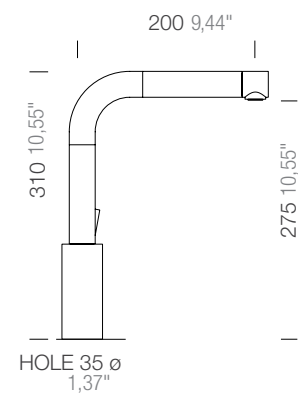
## SCHOCK SC-300

### Product description and extras

Our patented production technology enables us to sheathe the SC-300 in sleeves of solid CRISTADUR® making the tap absolutely identical in colour to the sink – a perfect couple.

With a contemporary-style, higher spout position and timeless elegance, this tap adds a quality touch to traditional and modern kitchens alike and can make a statement in loud or muted colours. Being scratch and impact resistant and much easier to clean than chrome stainless steel, the solid material sleeves are a big hit.

### Installation measurements



### Article no.

597000 **CD** -Code

597120 **CD** -Code

### CRISTADUR® material colours



## SCHOCK SIMI

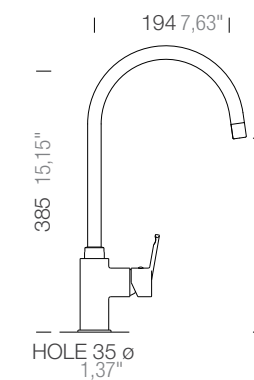
### Product description and extras

Classic entry-level tap featuring curved lines and dimensions that enable it to fit into almost any position.

The tap is partly painted and available in thirteen CRISTALITE® coloured finishes – for perfect colour coordination between sink and tap, or alternatively available in chrome look.

Combined with the Schock Nemo N-100 sink it produces a modern contrast in the kitchen.

### Installation measurements



### Article no.

505000 **CHR**  
505000 **CT** -Code

### Material



### CRISTALITE® material colours



NEW



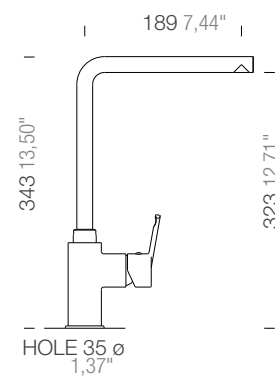
## SCHOCK SONO

### Product description and extras

The Sono tap epitomises the COLOUR YOUR LIFE slogan and is just right for those who want to showcase their own personal taste without breaking with all convention.

The modern diagonal spout with its small diameter is the perfect fit for the contemporary kitchen and makes a pleasant contrast to the ornate architecture of period buildings. Available in thirteen vibrant CRISTALITE® colourways.

### Installation measurements



### Article no.

504000 **CHR**  
504000 **CT** -Code

### Material



### CRISTALITE® material colours



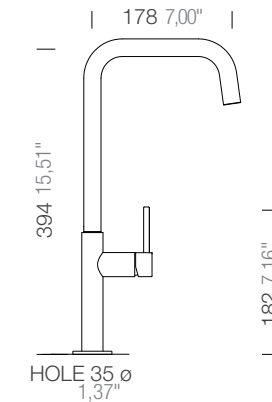
## SCHOCK URANIA

### Product description and extras

During the design phase we paid particular attention to using high-quality and durable materials and integrating environmentally friendly technologies such as a water-saving function.

With this tap, design follows function. This principle influences even such small details as the height of the spout. The simple design will turn heads in the kitchen without dictating a style of its own: the simple, no-frills form will fit right into any style of kitchen.

### Installation measurements



### Article no.

544000 **CHR**

### Material





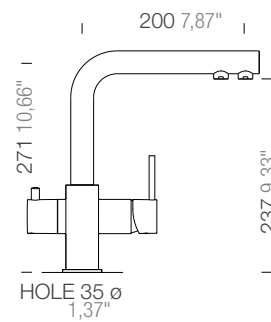
## SCHOCK WELLUS

### Product description and extras

The Wellus has been optimised for the demands of the home kitchen and excels with its dual spout: one for mains water (hot & cold) and one for filtered water. As such, this model is particularly suited to households with a separate drinking water system or a water filter.

The modern, diagonal spout on this tap adds a quality touch to traditional and contemporary kitchens alike. Available in thirteen CRISTALITE<sup>+</sup> and ten radiant CRISTADUR<sup>®</sup> colourways – for perfect colour coordination between sink and tap.

### Installation measurements



### Article no.

570001 **CHR**  
 570001 **CD** -Code  
 570001 **CT+** -Code

### CRISTADUR<sup>®</sup> material colours



### Material

### CRISTALITE<sup>+</sup> material colours





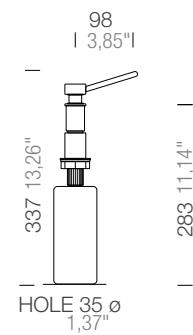
## SCHOCK AMUR

### Product description and extras

Classic soap dispenser in a timeless design made exclusively of durable components.

The soap dispenser is available in contemporary chrome look. Designed to make your everyday kitchen chores go more easily and quickly.


### Installation measurements



### Article no.

629014

### Material



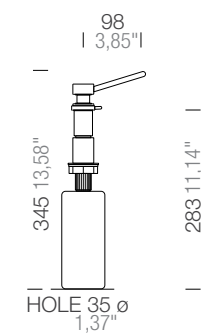
## SCHOCK LADON

### Product description and extras

Two become one. The patented combination of soap dispenser and control knob for the pop-up waste successfully solves a fundamental problem of contemporary sink designs: many sinks do not have room for more than a control knob, leaving nowhere to put a soap dispenser.

Our Ladon soap dispenser can also operate the pop-up waste, making this problem a thing of the past.

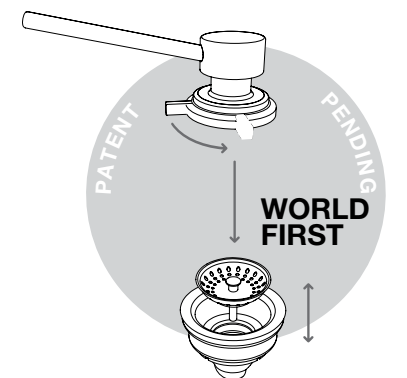
### Installation measurements



### Article no.

629016

### Material





## SCHOCK PUCK

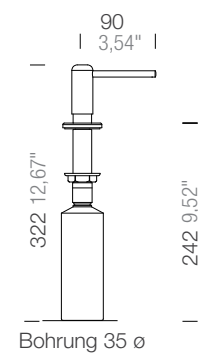
### Product description and extras

Modern soap dispenser with an extra thin designer head and large body.

Designed to make your everyday kitchen chores go more easily and quickly.

The soap dispenser is available in contemporary chrome or stainless steel look.

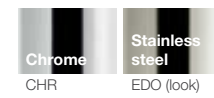
### Installation measurements



### Article no.

629025 **CHR**  
629025 **EDO**

### Material



CHR EDO (look)



## SCHOCK SANI

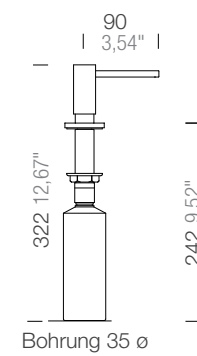
### Product description and extras

The soap dispenser is available in contemporary chrome or stainless steel look.

Modern soap dispenser with an on-trend, square designer head and large body.

Designed to make your everyday kitchen chores go more easily and quickly.


### Installation measurements



### Article no.

629026 **CHR**  
629026 **EDO**

### Material



CHR EDO (look)

SCHOCK  
**ACCESSORIES**



























Easy Care Set

Glass chopping board  
black or white



Strainer bowl

Order no. 628152-629043	Information	Additional information
628152	 Waste cap	Stainless steel
629004	Ready-cut holes for control knob and tap	See drawing for positioning
629007	 Diamond drill SB pro	
629015/N	 Chopping board	
629017	 Strainer bowl	Stainless steel
629018	Easy Care	
629019	Easy Care Brightener 250 ml	
629024	LED-light	
629028	 Chopping board	
629029	 Strainer bowl	Stainless steel
629033	 Chopping board	Glass
629036 629036U	 Glass chopping board Glass chopping board	For topmount installation For undermount installation
629037	 Strainer bowl	Stainless steel
629041	 Strainer bowl	Stainless steel
629042	 Strainer bowl	Stainless steel
629043	 Strainer bowl	Stainless steel

Order no. 629044-629063	Information	Additional information
629044	 Chopping board	Bamboo
629045 629045U 629045FB	 Glass chopping board	For topmount installation For undermount installation For flushmount installation
629046 629046U 629046FB	 Glass chopping board	For topmount installation For undermount installation For flushmount installation
629047/N	 Strainer bowl	Stainless steel For hanging in the main or ancillary sink
629049 629049G	 Strainer bowl	White Green
629051	 Strainer bowl	Stainless steel
629056	 Strainer bowl	Stainless steel
629057	 Strainer bowl	Stainless steel
629060	 Drain pan	Stainless steel 65 mm deep perforated
629061	 Drain bowl	Stainless steel 65mm deep
629062	 Drain bowl	Stainless steel 100mm deep
629063	 Drain pan	Stainless steel 65mm deep Perforated



Excenter knob











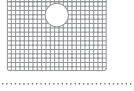




Glass chopping board,  
two-pieces, white-green
















Strainer bowl transparent grey, acrylic



Comfotouch

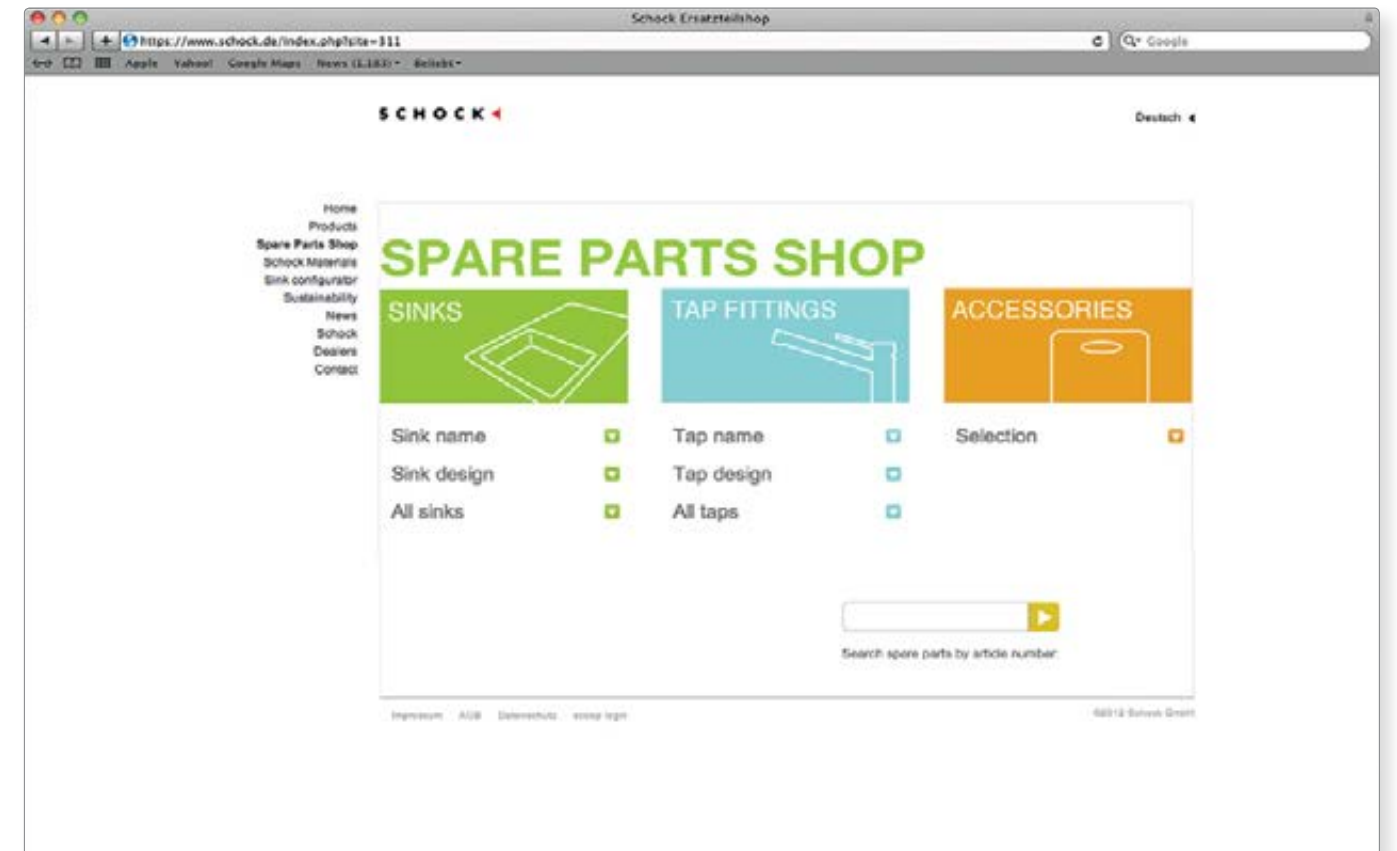
Order no. 629064-629149	Information	Additional information
629064	 Glass chopping board	First of two-pieces, black
629064/1	 Glass chopping board	First of two-pieces, white-green
629072/48	 Acryl strainer bowl	Grey transparent
629075	 Glass chopping board	Second of two-pieces, black
629075/1	 Glass chopping board	Second of two-pieces, white-green
629076	 Glass chopping board	Black
629077 629078	 Glass chopping board Glass chopping board	Black
629095	 Diamond drill SB light	
629099	Pro Care set	
629100	Indutherm	
629122/GAXN100	 Bottom grid	
629122MOTN100	 Bottom grid	
629124/48	 Strainer bowl	Transparent grey, acrylic
629147	 Wire basket	
629149	 Wire basket	

Order no. 629161 - 629883	Information	Additional information
629161	 Wire basket	
629170	 Wire basket	
629171	 Wire basket	
629172	 Wire basket	
629194	 Wire basket	
629196	 Wire basket	
629198	 Chopping board	
629199	 Wire basket	
629211	 Chopping board	Sycamore
629212	 Wire basket	
629244	 Strainer bowl	Stainless steel
629830	 Comfotouch	
629883	 SF-100	Water filter for Schock taps





Scan the QR code to go to the spare parts shop or visit [www.schock.de/shop](http://www.schock.de/shop)



**Contact Schock**

Our products and processes are subject to rigorous controls and the constant pursuit of quality, durability and sustainability.

Should you nevertheless have cause for complaint, please complete our online form and let us know what you are dissatisfied with. We want you to be happy.

Please use our online form at [www.schock.de/service](http://www.schock.de/service).



**Delivery period** Within one week if in stock.  
We reserve the right to defer delivery in the event of production delays.

**Minimum order value** For orders with a net value of €50 or less, we shall impose a flat-rate shipping charge of €6.90.

**Delivery** Free delivery ex works (from Regen) within Germany for orders with a net value of €50 or more.

**Warranty** **Sinks in CRISTALITE®/CRISTADUR®**  
2 years\*, improper use voids the warranty.

Any installation of undermount sinks in countertops made of laminate/wood is at the customer's own risk.

**Sink accessories:**

2 years\*, improper use voids the warranty.

**Taps:**

2 years\*, improper use voids the warranty.

**Complaints** Colours may vary due to the high proportion of natural raw materials used. This is not a fault and does not constitute cause for complaint. Schock shall not pay the costs of any duplicate journey or installation if the customer fails to check the product and notify us of any defects with the period specified in the General Terms and Conditions of Supply and Payment.

In the event of breakage of one of our sinks, Schock shall only deliver a replacement for free if the damage is notified to Schock within 4 days of delivery and the sink is given back to the haulage company to take away. Schock shall not be obliged to recover the product.

**Recovery/return of goods** Schock shall pay the costs of recovering or returning the goods in the event of defective products or wrong deliveries only by prior arrangement and only if the goods are available for collection at all times after the date of complaint with a copy of the invoice or delivery note enclosed. Otherwise the customer shall be obliged to return the goods to the Regen plant at the customer's own expense.

If the goods cannot be taken upon collection, Schock shall be entitled to invoice the costs incurred; at the same time payment of the invoice for the goods shall become due. Freight and shipping costs for the return of goods ordered in error or for any other reason not attributable to Schock shall be paid by the purchaser.

For return deliveries not made under notices of defects or warranty claims, we are entitled to invoice the purchaser 30% of the value of the goods. This does not apply to failed or wrong deliveries occurring as a result of our own error.

**Separate section on trademark rights:** In the absence of any other written agreement between us and the purchaser, all goods purchased from us may only be marketed under the respective Schock product name. This particularly applies in the event of products from Schock GmbH being publicised by the purchaser or publicised within the scope of auctions, advertising or other offers.

**\*in accordance with Schock's General Terms and Conditions as available at [www.schock.de](http://www.schock.de)**

**This price list supersedes all earlier price lists and offers.  
We reserve the right to make technical modifications.  
Schock assumes no liability for misprints.**



