



THE ASSORTMENT AT A GLANCE

OSRAM LED LAMPS FROM LEDVANCE

October 2019



LEDVANCE is the licensee of product
trademark OSRAM in general lighting



LEDVANCE: ADVANCING LIGHT

BAD LIGHT GIVES YOU SHOCKING MOMENTS? WE'VE GOT A SOLUTION FOR THAT.

As a trusted partner with more than 100 years' experience in general lighting, we are committed to overcoming the battle against bad lighting. At LEDVANCE, we combine tradition with modern, forward-looking lighting technology and thus build on long-standing customer relationships and a strong sales network. We are experts in general lighting globally and trailblazers when it comes to technology trends and the rapidly changing requirements for good light.

We are a strong partner locally with a presence in more than 140 countries and address the specific needs of our customers together with our teams of specialists – regardless of whether luminaires, lamps or electronic components.

LEDVANCE boasts an extensive portfolio of LED lamps designed for the most varied applications and requirements of lighting professionals and customers. There are many good arguments in favour of LED lamps under the OSRAM brand in the LEDVANCE product range: up to CRI 97, VDE-certified products¹ and a guarantee of up to five years².

To this end, we will continue developing advanced products into the future too and provide you with the best possible support in your individual battle against bad light.



¹ VDE-certified under IEC62776: SubstiTUBE® T8 Advanced Ultra Output EM/Advanced EM, SubstiTUBE® T8 Motion Sensor
² For further information and exact guarantee conditions, please visit www.ledvance.com/guarantee

CONTENTS




LED TUBES

8



SPECIAL LED LAMPS

16




LED LAMPS WITH CLASSIC BULB SHAPES

25



LED REFLECTOR LAMPS

39



LED LAMPS WITH ADDED FUNCTION

46



All technical parameters apply to the entire lamp. Because of the complex manufacturing process for light emitting diodes (LEDs), the specified typical values for LED technical parameters represent only purely statistical variables. They do not necessarily correspond to the actual technical parameters for each individual product which can deviate from the typical value.

OUR PLAN FOR GOOD LIGHT – GREATER CHOICE, BETTER DESIGN

CURRENT LED LAMP HIGHLIGHTS

Discover our new warriors in the fight against bad light: The SubstiTUBE® T8 Motion Sensor EM delivers both cost and energy savings thanks to an integrated sensor, while the SubstiTUBE® T5 Universal impresses as a high-performance, all-round solution. We offer an ideal LED replacement for conventional compact fluorescent lamps with our extensive OSRAM DULUX® LED portfolio. The Vintage Edition 1906 with its eclectic design creates atmospheric moments in the new smoked glass model too. LEDVANCE also offers further efficient LED alternatives for the industrial sector with the OSRAM HQI LED HIGHBAY. And with the SPECIAL T SLIM 60, the switch to LED is also even easier now in the OSRAM HALOLUX CERAM® segment with B15d base.



1

1. OSRAM SubstiTUBE® T5 UNIVERSAL THE NEW ALL-IN-ONE- LED TUBES

- Use with ECG¹ and AC mains possible
- Extremely high luminous flux of up to 5,600 lm: ideal for illuminating production halls and warehouses with high ceilings
- Excellent economic efficiency thanks to extremely high luminous efficiency of up to 156 lm/W
- Splitter protection also enables use in the food industry and other sensitive areas
- Low maintenance costs thanks to extremely long lifespan of up to 60,000 h²
- No bending due to glass technology



4

2. SPECIAL T SLIM 60 THE SIMPLE SWITCH TO LED



2


- LED replacement for OSRAM HALOLUX CERAM® lamps with B15d base
- Simple alternative to halogen lamps thanks to compact design
- Especially suitable for small designer luminaires
- Long lifespan of up to 15,000 h²
- Very low power consumption³
- Low heat development³

¹ Use with ECG: Check compatibility at www.ledvance.com/ecg-compatibility

² L70/B50

³ Compared to the standard reference product

MORE INNOVATION, IGN FROM LEDVANCE



3. OSRAM DULUX® LED TRADITIONAL LOOK, INNOVATIVE TECHNOLOGY

- Broad LED portfolio for direct replacement of conventional compact fluorescent lamps (types: D, D/E, S, L)
- Excellent payback and energy savings of up to 62 %¹
- New addition OSRAM DULUX® L 55 LED: direct replacement of traditional DULUX L 55 W lamps; traditional look & feel due full-glass lamp with two tubes; high efficiency of up to 138 lm/W
- D & S: can be operated on CCG and AC mains; D/E & L: can be operated on ECG and AC mains
- Ideal for offices, public buildings, hotels and restaurants

4. VINTAGE EDITION 1906 ECLECTIC DESIGN, RELIABLE STRENGTHS

- Now in smoked glass version for atmospheric lighting
- Many types are also available as a dimmable version
- Lamps with innovative LED filament technology
- Simple alternative: design, dimensions and luminous flux are comparable to conventional incandescent or halogen bulbs
- Ideal for decorative installations in shops, hotels and restaurants



5. OSRAM HQI LED HIGHBAY DIRECT ALTERNATIVE FOR TRADITIONAL HQI LAMPS

- New: CCG and igniter-compatible LED lamps for direct replacement of 250 W and 400 W HQI lamps
- Energy savings of up to 62 %²
- Two types: luminous flux of up to 13,000 lm or 20,000 lm with 4,000 K light colour
- Effective thermal management allows use in a wide temperature range (-20 °C – +50 °C)
- Low maintenance costs thanks to very long lifespan of up to 50,000 h³
- Very high efficiency of up to 143 lm/W
- Ideal for industrial buildings and warehouses

¹ When replacing traditional compact fluorescent lamps

² When replacing traditional HQI lamps

³ L70/B50



OSRAM SubstiTUBE® T8 CONNECTED LIGHT MANAGEMENT MADE EASY!

The system solution OSRAM SubstiTUBE® T8 Connected allows smart lighting of car parks without the need for programming or rewiring.



CHALLENGES:

Installing conventional systems with motion sensors in car parks can often be a complicated and expensive task. This is because cables have to be laid for rewiring or DALI cabling, the cable ducting is usually absent and a separate control unit is often needed for the sensors.

FEATURES:

OSRAM SubstiTUBE® T8 Connected:

- For CCG operated luminaires or 230V AC mains
- Complete portfolio in glass design with shatter protection film
- Very high efficiency of up to 150 lm/W

LEDVANCE Connected Sensor:

- Every sensor controls up to 50 SubstiTUBE® T8 Connected LED tubes
- Two sensors for different installation heights: LB (Low Bay) up to 4 m in height; HB (High Bay) from 4 m up to 14 m in height
- Multi sensor (Master & Slave) for multi-zone control
- Innovative motion sensor: Passive Infra Red (PIR) sensor
- Potentiometer can be adjusted individually: Ambient light intensity: 2 – 1,000 lux; time delay: 1 – 10 min
- Individualised remote control possible



OUR SOLUTION:

OSRAM SubstiTUBE® T8 Connected LED tubes, e.g. installed in Damp Proof Housing and controlled wirelessly. The LED tubes can be connected via LEDVANCE Connected Sensors on the basis of the ZigBee 3.0 Open Standard Protocol. The benefit of this is that existing tubes and starters simply have to be replaced by new LED tubes and starters and the sensors installed and supplied with electricity.

ENERGY SAVING

Lighting technology	Luminous flux/ luminaire	Number of luminaires	Output incl. losses/ luminaire	Total connected load	Total power consumption annually	Total electricity costs annually	Electricity cost savings annually compared to legacy system	Relative energy saving compared to legacy system	Electricity cost savings annually with LMS compared to legacy system	Relative energy savings with LMS compared to legacy system
Conventional: Damp-proof luminaire T8 1 x 58 W	3454	15	70 W	1050 W	4368.00 kWh	€ 873.60				
DAMP PROOF HOUSING with SubstiTUBE Advanced T8 Connected LED 24 W	3156	15	24 W	360 W	901.06 kWh	€ 180.21	€ 693.39	79%	€ 751.30	86% ¹

OPERATING DATA: Operation per year (days): 260 · Operation per day (hours): 16 · Estimated active times per day (hours) (8 hours:100%/8 hours: 20%) 8 · Electricity price: € 0.20/kWh · Specific connected load: 0.73 W/m² (floor area 495 m²)

¹ Assumed saving with LMS in relation to the new system with LED: 40%; based on the following assumptions: motion sensor with comfort dimming setting 40%. The lighting installation is only dimmed down to 20% during hours of operation. This ensures higher comfort levels for users when entering rooms, as rooms are not in full darkness. The relevant assumptions for the LMS savings are estimated values and are based on empirical values from the lighting sector. The calculation of energy savings with LMS usage must always be made in general relative to the specific project.

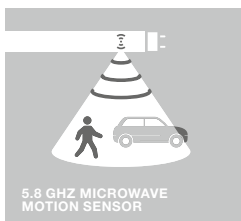
OSRAM SubstiTUBE® T8 MOTION SENSOR SUPER SMART ENERGY SAVINGS!

The new SubstiTUBE® T8 Motion Sensor, which is suitable for CCG and AC mains controlled luminaires, allows energy savings of up to 90 %¹ thanks to the integrated sensor and is ideal for applications such as storage rooms or stairwells.



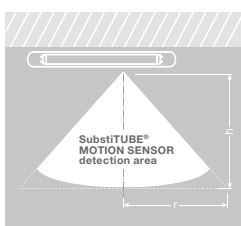
HIGH ENERGY SAVINGS GUARANTEED

If the sensor does not detect motion for a period of five minutes, the LED tube is dimmed automatically to 20 % light intensity. After a further two minutes without motion, the SubstiTUBE® T8 Motion Sensor switches off completely – but without any loss of user comfort. That's because the slightest movement causes the LED lamp to switch on again immediately.



STRONG SENSOR, STRONG PERFORMANCE

The SubstiTUBE® T8 Motion Sensor is fitted with an integrated microwave sensor with motion detection. The sensor operates at 5.8 GHz and is also ideal for use in enclosed luminaires thanks to the microwave technology used.



SubstiTUBE® Motion Sensor
Detecting Area

h	r
2.5	4.5
3.5	5.0
4.0	4.5
4.5	4.0
5.0	4.0

A QUESTION OF HEIGHT

The detection radius for movements depends on the respective installation height of the LED tubes. The sensor can detect movements at a maximum radius of up to five metres. The maximum recommended mounting height of the LED tubes is five metres.



EM OR HF: FIND THE RIGHT TECHNOLOGY

STARTER TEST

See whether the luminaire in which you want to use the new lamp has a starter. If it does, you will need a SubstiTUBE® T8 EM for use on a CCG. If it does not, you should use the ECG²-compatible universal variant.



SubstiTUBE® EM



SubstiTUBE® Universal

CAMERA TEST

If the relevant luminaire still has a functioning T8 fluorescent lamp fitted, examine it with a digital camera (e.g. on your smartphone or tablet). If the light flickers, you need a SubstiTUBE® T8 EM for use on a CCG. If it does not, you should use the ECG²-compatible universal variant.



SubstiTUBE® EM



SubstiTUBE® Universal

¹ Compared to conventional fluorescent tubes | ² Use on ECG: Check compatibility at www.ledvance.com/ecg-compatibility



1

SubstiTUBE Advanced Ultra Output^{4,5,6} - High performance LED tubes for electromagnetic control gears, shatterproof

Product name	GTIN (EAN)											
SubstiTUBE Advanced Ultra Output												
ST8AU-EM 15.1 W/3000K 1200 mm	4058075136298	G13	1212	15.1	2250	149	3000	190	83	60000	A++	1
ST8AU-EM 15.1 W/4000K 1200 mm	4058075136311	G13	1212	15.1	2500	165	4000	190	83	60000	A++	1
ST8AU-EM 15.1 W/6500K 1200 mm	4058075136335	G13	1212	15.1	2500	165	6500	190	83	60000	A++	1
SubstiTUBE Advanced Ultra Output												
ST8AU-EM 22.4 W/3000K 1500 mm	4058075136359	G13	1513	22.4	3330	148	3000	190	83	60000	A++	1
ST8AU-EM 22.4 W/4000K 1500 mm	4058075136373	G13	1513	22.4	3700	165	4000	190	83	60000	A++	1
ST8AU-EM 22.4 W/6500K 1500 mm	4058075136397	G13	1513	22.4	3700	165	6500	190	83	60000	A++	1

- No bending thanks to glass technology
- Quick, simple and safe replacement without rewiring
- Energy savings of up to 63 % (compared to T8 fluorescent lamp on CCG)
- Instant-on light, therefore ideally suitable in combination with sensor technology

SubstiTUBE Advanced^{4,5,6} - High performance LED tubes for electromagnetic control gears, shatterproof

Product name	GTIN (EAN)											
SubstiTUBE Advanced												
ST8A-EM 7.3 W/4000K 600 mm	4058075136410	G13	603	7.3	1100	150	4000	190	83	50000	A++	1
ST8A-EM 7.3 W/6500K 600 mm	4058075136434	G13	603	7.3	1100	150	6500	190	83	50000	A++	1
SubstiTUBE Advanced												
ST8A-EM 11.3 W/4000K 900 mm	4058075136458	G13	908	11.3	1700	150	4000	190	83	50000	A++	1
ST8A-EM 11.3 W/6500K 900 mm	4058075136472	G13	908	11.3	1700	150	6500	190	83	50000	A++	1
SubstiTUBE Advanced												
ST8A-EM 14 W/4000K 1200 mm	4058075136496	G13	1212	14	2100	150	4000	190	83	50000	A++	1
ST8A-EM 14 W/6500K 1200 mm	4058075136519	G13	1212	14	2100	150	6500	190	83	50000	A++	1
SubstiTUBE Advanced												
ST8A-EM 20.6 W/4000K 1500 mm	4058075136533	G13	1513	20.6	3100	150	4000	190	83	50000	A++	1
ST8A-EM 20.6 W/6500K 1500 mm	4058075136557	G13	1513	20.6	3100	150	6500	190	83	50000	A++	1

- No bending thanks to glass technology
- Quick, simple and safe replacement without rewiring
- Energy savings of up to 60 % (compared to T8 fluorescent lamp on CCG)
- Instant-on light, therefore ideally suitable in combination with sensor technology

¹ L70/B50 | ² Energy efficiency class (EEC) on a scale of A++ (highest efficiency) to E (lowest efficiency) | ³ You will find further information and the exact guarantee terms and conditions at www.ledvance.com/guarantee | ⁴ When used to replace a T8 fluorescent lamp the total energy efficiency and light distribution depends on the design of the lighting system. | ⁵ Not suitable for operation with electronic control gear. | ⁶ Operation in outdoor applications in suitable damp-proof luminaires possible according to data sheet and installation instruction.



SubstiTUBE Value^{4,5,6} - Economic LED tubes for electromagnetic control gears

Product name	GTIN (EAN)											
SubstiTUBE Value												
ST8V-EM 7.6 W/3000K 600 mm EM	4058075024618	G13	603	7.6	720	94	3000	190	≥80	30000	A+	1
ST8V-EM 7.6 W/4000K 600 mm EM	4058075024632	G13	603	7.6	800	105	4000	190	≥80	30000	A+	1
ST8V-EM 7.6 W/6500K 600 mm EM	4058075024656	G13	603	7.6	800	105	6500	190	≥80	30000	A+	1
SubstiTUBE Value												
ST8V-EM 16.2 W/3000K 1200 mm EM	4058075024670	G13	1212	16.2	1530	94	3000	190	≥80	30000	A+	1
ST8V-EM 16.2 W/4000K 1200 mm EM	4058075024694	G13	1212	16.2	1700	104	4000	190	≥80	30000	A+	1
ST8V-EM 16.2 W/6500K 1200 mm EM	4058075024717	G13	1212	16.2	1700	104	6500	190	≥80	30000	A+	1
SubstiTUBE Value												
ST8V-EM 19.1 W/3000K 1500 mm EM	4058075024731	G13	1513	19.1	1800	94	3000	190	≥80	30000	A+	1
ST8V-EM 19.1 W/4000K 1500 mm EM	4058075024755	G13	1513	19.1	2000	104	4000	190	≥80	30000	A+	1
ST8V-EM 19.1 W/6500K 1500 mm EM	4058075024779	G13	1513	19.1	2000	104	6500	190	≥80	30000	A+	1

- No bending thanks to glass technology
- Quick, simple and safe replacement without rewiring
- Energy savings of up to 65 % (compared to T8 fluorescent lamp on CCG)
- Instant-on light, therefore ideally suitable in combination with sensor technology

SubstiTUBE Start - Starter for SubstiTUBE EM (CCG)

Product name	GTIN (EAN)	
SubstiTUBE Start		
SUBSTITUBE LED	4058075013674	2

- Extremely break resistant thanks to cover made of polycarbonate
- Mercury-free and RoHS compliant

¹ L70/B50 | ² Energy efficiency class (EEC) on a scale of A++ (highest efficiency) to E (lowest efficiency) | ³ You will find further information and the exact guarantee terms and conditions at www.ledvance.com/guarantee | ⁴ When used to replace a T8 fluorescent lamp the total energy efficiency and light distribution depends on the design of the lighting system. | ⁵ Not suitable for operation with electronic control gear. | ⁶ Operation in outdoor applications in suitable damp-proof luminaires possible according to data sheet and installation instruction.



SubstiTUBE Connected Advance Ultra Output⁴ - LED tubes for electromagnetic control gears

Product name	GTIN (EAN)											
SubstiTUBE Connected Advance Ultra Output IP20 												
ST8AU-CON 7.5 W/4000K 600 mm	4058075187337	G13	603	7.5	1100	146	4000	160	83	50000	A++	1
ST8AU-CON 7.5 W/6500K 600 mm	4058075187351	G13	603	7.5	1100	146	6500	160	83	50000	A++	1
SubstiTUBE Connected Advance Ultra Output IP20 												
ST8AU-CON 16 W/4000K 1200 mm	4058075187375	G13	1213	16	2400	150	4000	160	83	50000	A++	2
ST8AU-CON 16 W/6500K 1200 mm	4058075187399	G13	1213	16	2400	150	6500	160	83	50000	A++	2
SubstiTUBE Connected Advance Ultra Output IP20 												
ST8AU-CON 24 W/4000K 1500 mm	4058075187634	G13	1513	24	3600	150	4000	160	83	50000	A++	3
ST8AU-CON 24 W/6500K 1500 mm	4058075187658	G13	1513	24	3600	150	6500	160	83	50000	A++	3

- Easy to install and use
- No bending thanks to glass technology

SubstiTUBE Connected Sensor - Compatible with SubstiTUBE Connected LED tube

Product name	GTIN (EAN)		L x W x H [mm]						Application		
SubstiTUBE Connected Sensor IP54 											
Connected Sensor ST8 LB	4058075232969	Passive Infrared	95x95x65	up to 4.0m	360	IP54	230V	50000	50/60Hz	car parks, industry, office	4
Connected Sensor ST8 HB	4058075232983	Passive Infrared	95x95x65	4.0-14.0m	360	IP54	230V	50000	50/60Hz	Industry, Warehouses, Production line	4

- Compact housing for mounting in tight spaces
- Very low power loss thanks to high efficacy

¹ L70/B50 | ² Energy efficiency class (EEC) on a scale of A++ (highest efficiency) to E (lowest efficiency) | ³ You will find further information and the exact guarantee terms and conditions at www.ledvance.com/guarantee | ⁴ Operation in outdoor applications in suitable damp-proof luminaires possible according to data sheet and installation instruction.



1

SubstiTUBE Advanced UO UN^{4,5} - LED tubes for electronic and electromagnetic control gears, shatterproof

Product name	GTIN (EAN)												
SubstiTUBE Advanced UO UN													
ST8AU-UN 15 W/4000K 1200 mm	4058075137769	G13	1200	15	2400	160	4000	160	83	60000	A++	1	1
ST8AU-UN 15 W/6500K 1200 mm	4058075137783	G13	1200	15	2400	160	6500	160	83	60000	A++	1	1
SubstiTUBE Advanced UO UN													
ST8AU-UN 23 W/4000K 1500 mm	4058075137806	G13	1500	23	3700	160	4000	160	83	60000	A++	1	1
ST8AU-UN 23 W/6500K 1500 mm	4058075137820	G13	1500	23	3700	160	6500	160	83	60000	A++	1	1

- Also suitable for operation at low temperatures
- High luminous flux for sophisticated lighting tasks
- Easy installation
- No bending thanks to glass technology

SubstiTUBE Advanced UN^{4,5} - LED tubes for electronic and electromagnetic control gears

Product name	GTIN (EAN)												
SubstiTUBE Advanced UN													
ST8A-UN 7.5 W/3000K 600 mm	4058075137585	G13	600	7.5	1000	133	3000	160	83	50000	A++	1	1
ST8A-UN 7.5 W/4000K 600 mm	4058075137608	G13	600	7.5	1100	146	4000	160	83	50000	A++	1	1
ST8A-UN 7.5 W/6500K 600 mm	4058075137622	G13	600	7.5	1100	146	6500	160	83	50000	A++	1	1
SubstiTUBE Advanced UN													
ST8A-UN 14 W/3000K 1200 mm	4058075137646	G13	1200	14	1900	135	3000	160	83	50000	A++	1	1
ST8A-UN 14 W/4000K 1200 mm	4058075137660	G13	1200	14	2100	150	4000	160	83	50000	A++	1	1
ST8A-UN 14 W/6500K 1200 mm	4058075137684	G13	1200	14	2100	150	6500	160	83	50000	A++	1	1
SubstiTUBE Advanced UN													
ST8A-UN 20 W/3000K 1500 mm	4058075137707	G13	1500	20	2800	140	3000	160	83	50000	A++	1	1
ST8A-UN 20 W/4000K 1500 mm	4058075137721	G13	1500	20	3100	155	4000	160	83	50000	A++	1	1
ST8A-UN 20 W/6500K 1500 mm	4058075137745	G13	1500	20	3100	155	6500	160	83	50000	A++	1	1

- Also suitable for operation at low temperatures
- High luminous flux for sophisticated lighting tasks
- Easy installation
- No bending thanks to glass technology


















Operation on ECG: please check compatibility at www.ledvance.com/ecg-compatibility

¹ L70/B50 | ² Energy efficiency class (EEC) on a scale of A++ (highest efficiency) to E (lowest efficiency) | ³ You will find further information and the exact guarantee terms and conditions at www.ledvance.com/guarantee | ⁴ When used to replace a T8 fluorescent lamp the total energy efficiency and light distribution depends on the design of the lighting system. | ⁵ Operation in outdoor applications in suitable damp-proof luminaires possible according to data sheet and installation instruction.



1

SubstiTUBE Value UN^{4,5} - LED tubes for electronic and electromagnetic control gears

Product name	GTIN (EAN)											
SubstiTUBE Value UN  												
ST8V-UN 8 W/3000K 600 mm	4058075137400	G13	600	8	720	90	3000	160	≥80	30000	A+	1
ST8V-UN 8 W/4000K 600 mm	4058075137424	G13	600	8	800	100	4000	160	≥80	30000	A+	1
ST8V-UN 8 W/6500K 600 mm	4058075137448	G13	600	8	800	100	6500	160	≥80	30000	A+	1
SubstiTUBE Value UN  												
ST8V-UN 16 W/3000K 1200 mm	4058075137462	G13	1200	16	1550	96	3000	160	≥80	30000	A+	1
ST8V-UN 16 W/4000K 1200 mm	4058075137486	G13	1200	16	1700	106	4000	160	≥80	30000	A+	1
ST8V-UN 16 W/6500K 1200 mm	4058075137509	G13	1200	16	1700	106	6500	160	≥80	30000	A+	1
SubstiTUBE Value UN  												
ST8V-UN 19 W/3000K 1500 mm	4058075137523	G13	1500	19	1800	94	3000	160	≥80	30000	A+	1
ST8V-UN 19 W/4000K 1500 mm	4058075137547	G13	1500	19	2000	105	4000	160	≥80	30000	A+	1
ST8V-UN 19 W/6500K 1500 mm	4058075137561	G13	1500	19	2000	105	6500	160	≥80	30000	A+	1

















- Also suitable for operation at low temperatures
- Easy installation
- No bending thanks to glass technology

¹ L70/B50 | ² Energy efficiency class (EEC) on a scale of A++ (highest efficiency) to E (lowest efficiency) | ³ You will find further information and the exact guarantee terms and conditions at www.ledvance.com/guarantee | ⁴ When used to replace a T8 fluorescent lamp the total energy efficiency and light distribution depends on the design of the lighting system. | ⁵ Operation in outdoor applications in suitable damp-proof luminaires possible according to data sheet and installation instruction.



1

SubstiTUBE T5 UN^{4,5,6} - LED tubes for electronic and electromagnetic control gears

Product name	GTIN (EAN)												
SubstiTUBE T5 HO UN  													
ST5HO-UN 26 W/3000K 1149 mm	4058075137905	G5	1149	26	3600	138	3000	160	83	60000	A++	1	1
ST5HO-UN 26 W/4000K 1100 mm	4058075137929	G5	1149	26	4000	153	4000	160	83	60000	A++	1	1
ST5HO-UN 26 W/6500K 1100 mm	4058075137943	G5	1149	26	4000	153	6500	160	83	60000	A++	1	1
ST5HO-UN 37 W/3000K 1449 mm	4058075137844	G5	1449	37	5050	136	3000	160	83	60000	A++	1	1
ST5HO-UN 26 W/3000K 1400 mm	4058075137967	G5	1449	26	3600	138	3000	160	83	60000	A++	1	1
ST5HO-UN 37 W/4000K 1400 mm	4058075137868	G5	1449	37	5600	151	4000	160	83	60000	A++	1	1
ST5HO-UN 26 W/4000K 1400 mm	4058075137981	G5	1449	26	4000	153	4000	160	83	60000	A++	1	1
ST5HO-UN 37 W/6500K 1400 mm	4058075137882	G5	1449	37	5600	151	6500	160	83	60000	A++	1	1
ST5HO-UN 26 W/6500K 1400 mm	4058075138001	G5	1449	26	4000	153	6500	160	83	60000	A++	1	1
SubstiTUBE T5 HE UN  													
ST5HE-UN 7 W/3000K 549.0 mm	4058075138209	G5	549	7	900	128	3000	160	83	60000	A++	1	1
ST5HE-UN 7 W/4000K 500 mm	4058075138223	G5	549	7	1000	142	4000	160	83	60000	A++	1	1
ST5HE-UN 7 W/6500K 500 mm	4058075138247	G5	549	7	1000	142	6500	160	83	60000	A++	1	1
ST5HE-UN 10 W/3000K 849.0 mm	4058075138148	G5	849	10	1350	135	3000	160	83	60000	A++	1	1
ST5HE-UN 10 W/4000K 800 mm	4058075138162	G5	849	10	1500	150	4000	160	83	60000	A++	1	1
ST5HE-UN 10 W/6500K 800 mm	4058075138186	G5	849	10	1500	150	6500	160	83	60000	A++	1	1
ST5HE-UN 17 W/3000K 1149 mm	4058075138087	G5	1149	17	2350	138	3000	160	83	60000	A++	1	1
ST5HE-UN 17 W/4000K 1100 mm	4058075138100	G5	1149	17	2600	152	4000	160	83	60000	A++	1	1
ST5HE-UN 17 W/6500K 1100 mm	4058075138124	G5	1149	17	2600	152	6500	160	83	60000	A++	1	1
ST5HE-UN 18 W/3000K 1449 mm	4058075138025	G5	1449	18	2550	141	3000	160	83	60000	A++	1	1
ST5HE-UN 18 W/4000K 1400 mm	4058075138049	G5	1449	18	2800	155	4000	160	83	60000	A++	1	1
ST5HE-UN 18 W/6500K 1400 mm	4058075138063	G5	1449	18	2800	155	6500	160	83	60000	A++	1	1

- No bending thanks to glass technology
- Also suitable for operation at low temperatures
- High luminous flux for sophisticated lighting tasks

Operation on ECG: please check compatibility at www.ledvance.com/ecg-compatibility

¹ L70/B50 | ² Energy efficiency class (EEC) on a scale of A++ (highest efficiency) to E (lowest efficiency) | ³ You will find further information and the exact guarantee terms and conditions at www.ledvance.com/guarantee | ⁴ When used to replace a T5 fluorescent lamp, the total energy efficiency and light distribution depends on the design of the lighting system. | ⁵ Not suitable for operation with conventional control gear | ⁶ Operation in outdoor applications in suitable damp-proof luminaires possible according to data sheet and installation instruction.



1

SubstiTUBE MOTION SENSOR^{4,5,6} - High performance LED tubes with integrated microwave sensor for electromagnetic control gears, shatterproof

Product name	GTIN (EAN)												
SubstiTUBE MOTION SENSOR													
ST8MS-EM 7.3 W/4000K 600 mm EM	4058075292413	G13	604	7.3	1100	150	4000	190	83	50000	A++	1	
SubstiTUBE MOTION SENSOR													
ST8MS-EM 14 W/4000K 1200 mm EM	4058075292437	G13	1212	14	2100	150	4000	190	83	50000	A++	1	
SubstiTUBE MOTION SENSOR													
ST8MS-EM 20.6 W/4000K 1500 mm EM	4058075292451	G13	1513	20.6	3100	150	4000	190	83	50000	A++	1	


- Energy savings of up to 90 % compared to conventional fluorescent lamp
- Quick, simple and safe replacement of fluorescent lamps without rewiring the CCG
- No bending thanks to glass technology
- Shatter protection thanks to special PET coating

SubstiTUBE FOOD^{4,5,6} - High performance LED tubes for electromagnetic control gears, shatterproof, for food presentation

Product name	GTIN (EAN)												
SubstiTUBE FOOD													
ST8FOOD-EM 7.9 W/3300K 900 mm EM	4058075292475	G13	908	7.9	750	94	3300	190	≥80	50000	A+	1	
SubstiTUBE FOOD													
ST8FOOD-EM 11.6 W/3300K 1200 mm EM	4058075292499	G13	1212	11.6	1100	94	3300	190	≥80	50000	A+	1	
SubstiTUBE FOOD													
ST8FOOD-EM 17.9 W/3300K 1500 mm EM	4058075292512	G13	1513	17.9	1700	94	3300	190	≥80	50000	A+	1	

- Food looks fresh and appetizing without unduly “beautifying” it
- No bending thanks to glass technology
- Quick, simple and safe replacement of fluorescent lamps without rewiring the CCG
- Energy savings of up to 60 % (compared to T8 fluorescent lamp on CCG)

¹ L70/B50 | ² Energy efficiency class (EEC) on a scale of A++ (highest efficiency) to E (lowest efficiency) | ³ You will find further information and the exact guarantee terms and conditions at www.ledvance.com/guarantee | ⁴ When used to replace a T8 fluorescent lamp the total energy efficiency and light distribution depends on the design of the lighting system. | ⁵ Not suitable for operation with electronic control gear. | ⁶ Operation in outdoor applications in suitable damp-proof luminaires possible according to data sheet and installation instruction.



SubstiTUBE T9 EM^{5,6,7} - Circular LED tube for electromagnetic control gear and AC mains

Product name	GTIN (EAN)											
SubstiTUBE T9 EM IP20 ³ 3 year guarantee												
ST9-EM 22 123° 12 W/4000K G10q	4058075135444	G10q	205	12	1200	100	4000	123.00	≥80	30000	A+	1
ST9-EM 22 123° 12 W/6500K G10q	4058075135468	G10q	205	12	1200	100	6500	123.00	≥80	30000	A+	1
SubstiTUBE T9 EM IP20 ³ 3 year guarantee												
ST9-EM 32 123° 20 W/4000K G10q	4058075135482	G10q	298	20	2000	100	4000	123.00	≥80	30000	A+	2
ST9-EM 32 123° 20 W/6500K G10q	4058075135505	G10q	298	20	2000	100	6500	123.00	≥80	30000	A+	2

- Quick, simple and safe replacement without rewiring
- Energy savings of up to 50% (compared to T9 fluorescent lamp on CCG)
- Also suitable for operation at low temperatures

SubstiTUBE U-Shape^{4,6,7} - U-shaped LED tubes for electromagnetic control gears

Product name	GTIN (EAN)											
SubstiTUBE U-Shape IP20 ³ 5 year guarantee												
ST8U-EM 8 W/4000K 300 mm	4058075284685	2G13	305	8	1100	137	4000	130	≥80	50000	A++	3
SubstiTUBE U-Shape IP20 ³ 5 year guarantee												
ST8U-EM 20 W/4000K 600 mm	4058075284708	2G13	602	20	2750	137	4000	130	≥80	50000	A++	4

- Quick, simple and safe replacement without rewiring
- Energy savings of up to 65 % (compared to T8 fluorescent lamp on CCG)
- Instant-on light, therefore ideally suitable in combination with sensor technology
- Very high resistance to switching loads

¹ L70/B50 | ² Energy efficiency class (EEC) on a scale of A++ (highest efficiency) to E (lowest efficiency) | ³ You will find further information and the exact guarantee terms and conditions at www.ledvance.com/guarantee | ⁴ When used to replace a T8 fluorescent lamp the total energy efficiency and light distribution depends on the design of the lighting system. | ⁵ When used to replace a T9 fluorescent lamp the total energy efficiency and light distribution depends on the design of the lighting system. | ⁶ Not suitable for operation with electronic control gear. | ⁷ Operation in outdoor applications in suitable damp-proof luminaires possible according to data sheet and installation instruction.



HQL LED PRO^{4,5,8} - LED replacement for HID lamps for outdoor application

Product name GTIN (EAN)

wΔW
Σ
W
lm
K
Ra
 $\frac{l}{d}$ (mm)
 $\frac{\varnothing d}{t(h)}$ (mm)
t(h)¹
IP²
No.

HQL LED PRO – 50W-Replacement/80W-Replacement/125W-Replacement													IP65	5	3
HQL LED 1800 lm 16 W/2700K E27	4058075362949	50	E27	16	1800	2700	≥80	153	75	50000	A+	1			
HQL LED 2700 lm 23 W/2700K E27	4058075124806	50	E27	23	2700	2700	≥80	145	75	50000	A+	2			
HQL LED 2000 lm 16 W/4000K E27	4058075362963	50	E27	16	2000	4000	≥80	153	75	50000	A++	1			
HQL LED 3000 lm 23 W/4000K E27	4058075124783	50	E27	23	3000	4000	≥80	145	75	50000	A++	2			
HQL LED 3600 lm 30 W/2700K E27	4058075124844	80	E27	30	3600	2700	≥80	170	75	50000	A++	3			
HQL LED 4000 lm 30 W/4000K E27	4058075124820	80	E27	30	4000	4000	≥80	170	75	50000	A++	3			
HQL LED 5400 lm 46 W/2700K E27	4058075124868	125	E27	46	5400	2700	≥80	195	80	50000	A+	4			
HQL LED 6000 lm 46 W/4000K E27	4058075127234	125	E27	46	6000	4000	≥80	195	80	50000	A++	4			

HQL LED PRO – 125W-Replacement/250W-Replacement													IP65	5	3
HQL LED 5400 lm 46 W/2700K E40	4058075124967	125	E40	46	5400	2700	≥80	204	80	50000	A+	5			
HQL LED 6000 lm 46 W/4000K E40	4058075124943	125	E40	46	6000	4000	≥80	204	80	50000	A++	5			
HQL LED 11700 lm 95 W/2700K E40	4058075125001	250	E40	95	11700	2700	≥80	270	110	50000	A++	6			
HQL LED 13000 lm 95 W/4000K E40	4058075124981	250	E40	95	13000	4000	≥80	270	110	50000	A++	6			

- Replacement for HQL: Suitable for operation with conventional control gear for HQL
- Replacement for other HID: Suitable for operation with line voltage without control gear
- Saves up to 78 % energy when used as replacement for mercury vapor lamps (HQL)
- Effective thermal management for wide operating temperature range

HQL LED HIGHBAY^{4,5,6,7,8} - LED replacement for HID lamps for high-bay luminaires

Product name GTIN (EAN)

wΔW
Σ
W
lm
K
Ra
 $\frac{l}{d}$ (mm)
 $\frac{\varnothing d}{t(h)}$ (mm)
t(h)¹
IP²
No.

HQL LED HIGHBAY – 250W-Replacement/400W-Replacement													IP40	5	3
HQL HIGHBAY 250 120° 95 W/4000K E40	4058075135864	250	E40	95	13000	4000	≥80	280	190	50000	A++	7			
HQL HIGHBAY 400 120° 140 W/4000K E40	4058075135888	400	E40	140	20000	4000	≥80	310	230	50000	A++	8			

- Replacement for HQL: Suitable for operation with conventional control gear for HQL
- Replacement for other HID: Suitable for operation with line voltage without control gear
- Operating temperature: -20...50 °C
- Energy savings of up to 65 % when replacing mercury vapor lamps (HQL)

¹ L70/B50 | ² Energy efficiency class (EEC) on a scale of A++ (highest efficiency) to E (lowest efficiency) | ³ You will find further information and the exact guarantee terms and conditions at www.ledvance.com/guarantee | ⁴ The bulb may be larger and heavier than the replaced bulb. Before installation it must be checked, if the luminaire and especially the holder is capable of carrying the weight of the lamp. | ⁵ Not suitable for operation with ignitors | ⁶ Safety sling has to be installed. | ⁷ To ensure full light efficiency and product lifetime, it is recommended to detach any glass or cover of the luminaire. | ⁸ Operation on the capacitor can lead to a reduction of the power factor of the system.



1

HQI LED HIGHBAY^{4,5,6,7} - LED replacement for HID lamps

Product name	GTIN (EAN)	w _Δ W	Σ	W	lm	K	Ra	l (mm)	∅ (mm)	t _h ¹	IP ₂₀ ²	Light No. ³
HQI LED HIGHBAY – 250W-Replacement/400W-Replacement												
HQI HIGHBAY 250 120° 95 W/4000K E40	4058075 284722	250	E40	95	13000	4000	≥80	307	230	50000	A+	1
HQI HIGHBAY 400 120° 140 W/4000K E40	4058075 284746	400	E40	140	20000	4000	≥80	307	230	50000	A+	1

- Direct replacement for traditional HQI and NAV lamps thanks to CCG and ignitor compatibility
- Energy savings of up to 62 % when replacing traditional HQI lamps
- Operating temperature: -20...50 °C
- Effective thermal management for wide operating temperature range

¹ L70/B50 | ² Energy efficiency class (EEC) on a scale of A++ (highest efficiency) to E (lowest efficiency) | ³ You will find further information and the exact guarantee terms and conditions at www.ledvance.com/guarantee | ⁴ Not suitable for operation with line voltage. | ⁵ The bulb may be larger and heavier than the replaced bulb. Before installation it must be checked, if the luminaire and especially the holder is capable of carrying the weight of the lamp. | ⁶ Safety sling has to be installed. | ⁷ To ensure full light efficiency and product lifetime, it is recommended to detach any glass or cover of the luminaire.



OSRAM DULUX D LED EM^{4,5} - LED replacement for CFLni, 2 tubes, with 2-pin G24d base for CCG and AC mains operation

Product name	GTIN (EAN)	w	W	lm	K	Ra	l (mm)	Ø d (mm)	t (h)	IP20	3 year guarantee	
OSRAM DULUX D LED EM – 13W-Replacement												
DULUX D LED EM 13 5 W/3000K G24d-1	4058075135086	13	G24d-1	5	550	3000	≥80	148	35	30000	A++	1
DULUX D LED EM 13 5 W/4000K G24d-1	4058075135109	13	G24d-1	5	600	4000	≥80	148	35	30000	A++	1
OSRAM DULUX D LED EM – 18W-Replacement												
DULUX D LED EM 18 7 W/3000K G24d-2	4058075024915	18	G24d-2	7	640	3000	>83	147.5	35	30000	A+	2
DULUX D LED EM 18 7 W/4000K G24d-2	4058075024939	18	G24d-2	7	700	4000	>83	147.5	35	30000	A+	2
OSRAM DULUX D LED EM – 26W-Replacement												
DULUX D LED EM 26 10 W/3000K G24d-3	4058075024977	26	G24d-3	10	920	3000	>83	170.5	35	30000	A+	3
DULUX D LED EM 26 10 W/4000K G24d-3	4058075024991	26	G24d-3	10	1000	4000	>83	170.5	35	30000	A+	3

- LED replacement for conventional compact fluorescent lamps for use in CCG luminaires or on AC mains
- Quick, simple and safe replacement without rewiring
- Rotatable base around its longitudinal axis (± 90°)
- Low energy consumption

OSRAM DULUX D/E LED HF^{4,5,6,7} - LED replacement for CFLni, 2 tubes, with 4-pin G24q base for ECG and AC mains operation

Product name	GTIN (EAN)	w	W	lm	K	Ra	l (mm)	Ø d (mm)	t (h)	IP20	3 year guarantee	
OSRAM DULUX D/E LED HF – 18W-Replacement												
DULUX D/E LED HF 7 W/3000K	4058075135208	18	G24q-2	7	640	3000	≥80	148	35	30000	A+	4
DULUX D/E LED HF 7 W/4000K	4058075135222	18	G24q-2	7	700	4000	≥80	148	35	30000	A+	4
OSRAM DULUX D/E LED HF – 26W-Replacement												
DULUX D/E LED HF 10 W/3000K	4058075135246	26	G24q-3	10	920	3000	≥80	171	35	30000	A+	5
DULUX D/E LED HF 10 W/4000K	4058075135260	26	G24q-3	10	1000	4000	≥80	171	35	30000	A+	5

- LED replacement for conventional compact fluorescent lamps for use in ECG luminaires or on AC mains
- Quick, simple and safe replacement
- Rotatable base around its longitudinal axis (± 90°)
- Low energy consumption

Operation on ECG: please check compatibility at www.ledvance.com/ecg-compatibility

¹ L70/B50 | ² Energy efficiency class (EEC) on a scale of A++ (highest efficiency) to E (lowest efficiency) | ³ You will find further information and the exact guarantee terms and conditions at www.ledvance.com/guarantee | ⁴ Only suitable for temperatures of up to 35°C inside of the luminaire. | ⁵ Not suitable for tandem operation. | ⁶ Always check the latest update of the compatibility list available on www.ledvance.com/ecg-compatibility | ⁷ Not suitable for operation with conventional control gear



OSRAM DULUX S LED EM⁴ - LED replacement for short CFLni, with 2-pin G23 base for CCG and AC mains operation

Product name	GTIN (EAN)	w _{LED}	W	lm	K	Ra	l (mm)	∅ (mm)	t(h) ¹	IP20 ²	No. ³	
OSRAM DULUX S LED EM – 9W-Replacement/11W-Replacement												
DULUX S LED EM 4.5 W/3000K	4058075135284	9	G23	4.5	450	3000	>80	166	33	30000	A+	1
DULUX S LED EM 4.5 W/4000K	4058075135307	9	G23	4.5	500	4000	>80	166	33	30000	A+	1
DULUX S LED EM 6 W/3000K	4058075135321	11	G23	6	630	3000	>80	237	33	30000	A+	2
DULUX S LED EM 6 W/4000K	4058075135345	11	G23	6	700	4000	>80	237	33	30000	A++	2

- LED replacement for conventional compact fluorescent lamps for use in CCG luminaires or on AC mains
- Quick, simple and safe replacement without rewiring
- Low energy consumption
- Easy relamping thanks to compact design


OSRAM DULUX L LED HF^{4,5,6,7} - LED replacement for CFLni, with 4-pin 2G11 base for ECG and AC mains operation

Product name	GTIN (EAN)	w _{LED}	W	lm	K	Ra	l (mm)	∅ (mm)	t(h) ¹	IP20 ²	No. ³	
OSRAM DULUX L LED HF – 18W-Replacement/36W-Replacement/55W-Replacement												
DULUX L LED HF 7 W/3000K	4058075135369	18	2G11	7	900	3000	≥80	229.4	44	30000	A++	3
DULUX L LED HF 7 W/4000K	4058075135383	18	2G11	7	1000	4000	≥80	229.4	44	30000	A++	3
DULUX L LED HF 18 W/3000K	4058075135406	36	2G11	18	2070	3000	≥80	413.4	44	30000	A+	4
DULUX L LED HF 18 W/4000K	4058075135420	36	2G11	18	2300	4000	≥80	413.4	44	30000	A++	4
DULUX L LED HF 24 W/3000K 500 mm	4058075260887	55	2G11	24	3000	3000	≥80	535	44	30000	A++	5
DULUX L LED HF 24 W/4000K 500 mm	4058075260900	55	2G11	24	3300	4000	≥80	535	44	30000	A++	5

- LED replacement for conventional compact fluorescent lamps for use in ECG luminaires or on AC mains
- Quick, simple and safe replacement
- Simple replacement thanks to similar design as conventional compact fluorescent lamps
- Low energy consumption

Operation on ECG: please check compatibility at www.ledvance.com/ecg-compatibility

¹ L70/B50 | ² Energy efficiency class (EEC) on a scale of A++ (highest efficiency) to E (lowest efficiency) | ³ You will find further information and the exact guarantee terms and conditions at www.ledvance.com/guarantee | ⁴ Not suitable for tandem operation. | ⁵ Only suitable for temperatures of up to 35°C inside of the luminaire. | ⁶ Always check the latest update of the compatibility list available on www.ledvance.com/ecg-compatibility | ⁷ Not suitable for operation with low-loss and conventional control gears



PARATHOM DIM LINE R7s⁵ - Dimmable double-ended special LED lamps

Product name GTIN (EAN)

W_{max}
W
Im
K
Ra
l (mm)
d (mm)
t (h)
IP20
No.

PARATHOM DIM LINE R7s – dimmable ¹ , 75W-Replacement/100W-Replacement/125W-Replacement/150W-Replacement													IP20	5 year guarantee ⁴
P DIM LINE 78.0 mm 75 8.5 W/2700K R7s	4058075811874	75	R7s	8.5	1055	2700	≥80	✓	78	29	25000	A++	1	
P DIM LINE 78.0 mm 100 11.5 W/2700K R7s	4058075169050	100	R7s	11.5	1521	2700	≥80	✓	78	28	15000	A++	2	
P DIM LINE 118.0 mm 125 15 W/2700K R7s	4058075811850	125	R7s	15	2000	2700	≥80	✓	118	29	25000	A++	3	
P DIM LINE 118.0 mm 150 17.5 W/2700K R7s	4058075271999	150	R7s	17.5	2452	2700	≥80	✓	118	28	15000	A++	4	

- Five year guarantee
- Low energy consumption
- Good all-around light emission
- Fits into most R7s luminaires thanks to excentric base

PARATHOM LINE R7s⁵ - Double-ended special LED lamps

Product name GTIN (EAN)

W_{max}
W
Im
K
Ra
l (mm)
d (mm)
t (h)
IP20
No.

PARATHOM LINE R7s – 60W-Replacement/75W-Replacement/100W-Replacement/125W-Replacement/150W-Replacement													IP20	4 year guarantee ⁴
P LINE 78.0 mm 60 7 W/2700K R7s	4058075812192	60	R7s	7	806	2700	≥80	78	29	15000	A++	1		
P LINE 78.0 mm 75 8 W/2700K R7s	4058075812178	75	R7s	8	1055	2700	≥80	78	29	15000	A++	1		
P LINE 78.0 mm 100 11.5 W/2700K R7s	4058075169029	100	R7s	11.5	1521	2700	≥80	78	28	15000	A++	2		
P LINE 118.0 mm 100 12.5 W/2700K R7s	4058075812116	100	R7s	12.5	1521	2700	≥80	118	29	15000	A++	3		
P LINE 118.0 mm 125 15 W/2700K R7s	4058075812130	125	R7s	15	2000	2700	≥80	118	29	15000	A++	3		
P LINE 118.0 mm 150 17.5 W/2700K R7s	4058075168992	150	R7s	17.5	2452	2700	≥80	118	28	15000	A++	4		

- Long lifetime of up to 15,000 h
- Low energy consumption
- Four year guarantee
- Good all-around light emission

LED GX53 - Flat LED Lamp with GX53 socket


Product name GTIN (EAN)

W_{max}
W
Im
K
Ra
l (mm)
d (mm)
t (h)
IP20
No.

LED GX53 – 25W-Replacement/40W-Replacement													IP20	3 year guarantee ⁴
P GX53 25 100° 3.5 W/2700K GX53	4058075105591	25	GX53	3.5	270	2700	≥80	31	75	15000	A+	5		
P GX53 40 100° 6 W/2700K GX53	4058075105577	40	GX53	6	470	2700	≥80	31	75	15000	A+	5		
P GX53 40 100° 6 W/4000K GX53	4058075105553	40	GX53	6	470	4000	≥80	31	75	15000	A+	5		

- Compact dimensions
- Easy installation
- Excellent luminous efficiency
- Good quality of light

¹ LED lamps can be operated with a wide variety of commercially available dimmers; details and results of compatibility tests can be seen at www.ledvance.com/dim and in the additional technical product information sheets linked there | ² L70/B50 | ³ Energy efficiency class (EEC) on a scale of A++ (highest efficiency) to E (lowest efficiency) | ⁴ You will find further information and the exact guarantee terms and conditions at www.ledvance.com/guarantee | ⁵ To ensure full light efficiency and product lifetime, it is recommended to detach any glass or cover of the luminaire.



CIRCOLUX LED - Circular LED lamps with E27 screw base

Product name	GTIN (EAN)	wΔW	⊘	W	lm	K	Ra	$\frac{l}{d}$ [mm]	∅ d [mm]	t[h] ²	IP20 ³	No.
CIRCOLUX LED – 100W-Replacement											IP20	3 year guarantee ⁴
CIR 100 160° 17 W/2700K E27	4058075271708	100	E27	17	1521	2700	≥80	86	260	15000	A+	1

- High luminous flux
- Long lifetime of up to 15,000 h
- Low energy consumption
- Three year guarantee

LED SPECIAL T SLIM⁵ - Slim LED lamps with B15d base

Product name	GTIN (EAN)	wΔW	⊘	W	lm	K	Ra	$\frac{l}{d}$ [mm]	∅ d [mm]	t[h] ²	IP20 ³	No.
LED SPECIAL T SLIM – 60W-Replacement											IP20	3 year guarantee ⁴
SPC.T SLIM 60 320° 6.3 W/2700K B15d	4058075272026	60	B15d	6.3	806	2700	≥80	90	18	15000	A++	2

- Easy replacement of halogen lamps thanks to compact design
- Ideal in particular for many small designer luminaires
- Long lifetime of up to 15,000 h
- Very low energy consumption

LEDinestra DIM - Dimmable tubular LED lamps

Product name	GTIN (EAN)	wΔW	⊘	W	lm	K	Ra	⤵ ¹	$\frac{l}{d}$ [mm]	∅ d [mm]	t[h] ²	IP20 ³	No.
LEDinestra DIM – dimmable¹, 25W-Replacement/40W-Replacement												IP20	3 year guarantee ⁴
LEDinestra 4.5 W/2700K 300 mm FR	4058075135543	25	S14d	4.5	250	2700	≥80	✓	300	29	25000	A	3
LEDinestra 7 W/2700K 500 mm FR	4058075135581	40	S14d	7	470	2700	≥80	✓	500	29	25000	A	4
LEDinestra DIM – dimmable¹, 25W-Replacement/40W-Replacement/75W-Replacement												IP20	3 year guarantee ⁴
LEDinestra 4.5 W/2700K 300 mm FR	4058075135529	25	S14s	4.5	250	2700	≥80	✓	300	29	25000	A	5
LEDinestra 7 W/2700K 500 mm FR	4058075135567	40	S14s	7	470	2700	≥80	✓	500	29	25000	A	6
LEDinestra 15 W/2700K 1000 mm FR	4058075135604	75	S14s	15	1055	2700	≥80	✓	1000	29	20000	A	6

- Very long lifetime of up to 25,000 h
- Low energy consumption
- Good color rendering

¹ LED lamps can be operated with a wide variety of commercially available dimmers; details and results of compatibility tests can be seen at www.ledvance.com/dim and in the additional technical product information sheets linked there | ² L70/B50 | ³ Energy efficiency class (EEC) on a scale of A++ (highest efficiency) to E (lowest efficiency) | ⁴ You will find further information and the exact guarantee terms and conditions at www.ledvance.com/guarantee | ⁵ To ensure full light efficiency and product lifetime, it is recommended to detach any glass or cover of the luminaire.



LEDinestra - Tubular LED lamps

Product name	GTIN (EAN)	w	ΔW	W	lm	K	Ra	l (mm)	∅ d (mm)	t _h ¹	IP ₂₀ ²	Light No. ³
LEDinestra – 25W-Replacement/40W-Replacement												
LEDinestra 25 200° 3.5 W/2700K S14d	4058075817753	25	S14d	3.5	260	2700	≥80	300	29	15000	A+	1
LEDinestra 40 200° 6 W/2700K S14d	4058075817791	40	S14d	6	470	2700	≥80	500	29	15000	A+	2
LEDinestra – 25W-Replacement/40W-Replacement												
LEDinestra 25 200° 3.5 W/2700K S14s	4058075817739	25	S14s	3.5	260	2700	≥80	300	29	15000	A+	3
LEDinestra 40 200° 6 W/2700K S14s	4058075817777	40	S14s	6	470	2700	≥80	500	29	15000	A+	4

- Long lifetime of up to 15,000 h
- Low energy consumption
- Good color rendering

¹ L70/B50 | ² Energy efficiency class (EEC) on a scale of A++ (highest efficiency) to E (lowest efficiency) | ³ You will find further information and the exact guarantee terms and conditions at www.ledvance.com/guarantee



PARATHOM DIM LED PIN G4 12 V^{5,6} - Dimmable low-voltage 12 V⁵ LED lamps with retrofit pin base G4

Product name	GTIN (EAN)	w	W	lm	K	Ra	l (mm)	d (mm)	t (h)	Energy class	IP20	5 year guarantee	
PARATHOM DIM LED PIN G4 12 V⁵ – dimmable¹, 20W-Replacement													
P DIM PIN 20 320° 2 W/2700K G4	4058075271746	20	G4	2	200	2700	≥80	✓	40	15	25000	A++	1

- Very long lifetime of up to 25,000 h
- Very low energy consumption
- Easy replacement of halogen lamps thanks to compact design
- Ideal for decorative and free-burning applications

PARATHOM LED PIN G4 12 V⁵ - Low-voltage 12 V⁵ LED lamps with retrofit pin base G4

Product name	GTIN (EAN)	w	W	lm	K	Ra	l (mm)	d (mm)	t (h)	Energy class	IP20	4 year guarantee
PARATHOM LED PIN G4 12 V⁵ – 10W-Replacement/20W-Replacement/28W-Replacement												
P PIN 10 0.9 W/2700K G4	4058075811959	10	G4	0.9	100	2700	≥80	33	12	15000	A++	2
P PIN 20 1.8 W/2700K G4	4058075811430	20	G4	1.8	200	2700	≥80	36	13	15000	A++	3
P PIN 30 2.4 W/2700K G4	4058075811492	28	G4	2.4	300	2700	≥80	44	13	15000	A++	4

- Long lifetime of up to 15,000 h
- Low energy consumption
- Ideal for decorative and free-burning applications

PARATHOM LED PIN GY6.35 12 V⁵ - Low voltage 12V⁵ LED lamps with retrofit pin base GY6.35

Product name	GTIN (EAN)	w	W	lm	K	Ra	l (mm)	d (mm)	t (h)	Energy class	IP20	4 year guarantee
PARATHOM LED PIN GY6.35 12 V⁵ – 28W-Replacement/35W-Replacement												
P PIN 30 2.4 W/2700K GY6.35	4058075812017	28	GY6.35	2.4	300	2700	≥80	57	13	15000	A++	5
P PIN 35 320° 3.3 W/2700K GY6.35	4058075271944	35	GY6.35	3.3	400	2700	≥80	50	18	15000	A++	6

- Long lifetime of up to 15,000 h
- Low energy consumption
- Ideal for decorative and free-burning applications

¹ LED lamps can be operated with a wide variety of commercially available dimmers; details and results of compatibility tests can be seen at www.ledvance.com/dim and in the additional technical product information sheets linked there | ² L70/B50 | ³ Energy efficiency class (EEC) on a scale of A++ (highest efficiency) to E (lowest efficiency) | ⁴ You will find further information and the exact guarantee terms and conditions at www.ledvance.com/guarantee | ⁵ Compatible with many commercially available electronic switchgear devices. Details can be seen at www.ledvance.com/low-voltage-led-lamps | ⁶ To ensure full light efficiency and product lifetime, it is recommended to detach any glass or cover of the luminaire.



PARATHOM DIM LED PIN G9 - Dimmable LED lamps with retrofit pin base G9

Product name GTIN (EAN)

w \leq W
 \equiv
W
lm
K
Ra
 \curvearrowright ¹
 $\frac{l}{[mm]}$
 \varnothing
[mm]
t[h]²
 $\frac{l}{l_0}$ ³
 $\frac{l}{l_0}$ ⁴

PARATHOM DIM LED PIN G9 – dimmable ¹ , 32W-Replacement/40W-Replacement													IP20	5 years guarantee
P DIM PIN 32 3.5 W/2700K G9	4058075811553	32	G9	3.5	350	2700	≥ 80	\checkmark	58	20	25000	A++	1	
P DIM PIN 40 4.4 W/2700K G9	4058075271791	40	G9	4.4	470	2700	≥ 80	\checkmark	59	18	25000	A++	2	

- Very long lifetime of up to 25,000 h
- Very low energy consumption
- Ideal for decorative and free-burning applications

PARATHOM LED PIN G9 - LED lamps with retrofit pin base G9

Product name GTIN (EAN)

w \leq W
 \equiv
W
lm
K
Ra
 $\frac{l}{[mm]}$
 \varnothing
[mm]
t[h]²
 $\frac{l}{l_0}$ ³
 $\frac{l}{l_0}$ ⁴

PARATHOM LED PIN G9 – 20W-Replacement/30W-Replacement/40W-Replacement/48W-Replacement													IP20	4 years guarantee
P PIN 20 1.9 W/2700K G9	4058075811454	20	G9	1.9	200	2700	≥ 80	46	15	15000	A++	3		
P PIN 30 2.6 W/2700K G9	4058075811515	30	G9	2.6	320	2700	≥ 80	52	15	15000	A++	4		
P PIN 30 2.6 W/4000K G9	4058075812697	30	G9	2.6	320	4000	≥ 80	52	15	15000	A++	4		
P PIN 40 3.8 W/2700K G9	4058075811812	40	G9	3.8	470	2700	≥ 80	58	20	15000	A++	1		
P PIN 40 3.8 W/4000K G9	4058075812710	40	G9	3.8	470	4000	≥ 80	58	20	15000	A++	1		
P PIN 50 4.8 W/2700K G9	4058075271845	48	G9	4.8	600	2700	≥ 80	59	18	15000	A++	5		
P PIN 50 4.8 W/4000K G9	4058075271890	48	G9	4.8	600	4000	≥ 80	59	18	15000	A++	5		

- Long lifetime of up to 15,000 h
- Very low energy consumption
- Ideal for decorative and free-burning applications

PARATHOM SPECIAL T26 - Special LED lamps for refrigerators

Product name GTIN (EAN)

w \leq W
 \equiv
W
lm
K
Ra
 $\frac{l}{[mm]}$
 \varnothing
[mm]
t[h]²
 $\frac{l}{l_0}$ ³
 $\frac{l}{l_0}$ ⁴

PARATHOM SPECIAL T26 – 12W-Replacement/20W-Replacement/25W-Replacement/40W-Replacement													IP20
P SPC.T26 10 1.3 W/2700K E14	4058075042384	12	E14	1.3	110	2700	≥ 80	63	26	8000	A++	6	
P SPC.T26 20 2.3 W/2700K E14	4052899961289	20	E14	2.3	200	2700	≥ 80	63	25	15000	A++	7	
P SPC.T26 20 2.3 W/6500K E14	4052899961302	20	E14	2.3	200	6500	≥ 80	63	25	15000	A++	7	
P SPC.T26 25 2.8 W/2700K E14	4058075133471	25	E14	2.8	250	2700	≥ 80	63	26	10000	A++	8	
P SPC.T26 25 2.8 W/6500K E14	4058075133426	25	E14	2.8	250	6500	≥ 80	63	26	10000	A++	8	
P SPC.T26 40 4 W/2700K E14	4058075133525	40	E14	4	470	2700	≥ 80	80	25	15000	A++	9	

- Low energy consumption
- Good all-around light emission
- Extremely small dimensions

¹ LED lamps can be operated with a wide variety of commercially available dimmers; details and results of compatibility tests can be seen at www.ledvance.com/dim and in the additional technical product information sheets linked there | ² L70/B50 | ³ Energy efficiency class (EEC) on a scale of A++ (highest efficiency) to E (lowest efficiency) | ⁴ You will find further information and the exact guarantee terms and conditions at www.ledvance.com/guarantee



PARATHOM Retrofit CLASSIC A - LED lamps with filament-style LED technology

Product name GTIN (EAN)

W lm K Ra 1 2 3 4

PARATHOM Retrofit CLASSIC A DIM – dimmable ¹ , 40W-Replacement/60W-Replacement												CRI 95	IP20	5 years guarantee
P CLAS A 40 CL 5 W/2700K E27	4058075134447	40	E27	5	470	2700	95	✓	60	15000	A+	3		
P CLAS A 60 CL 8 W/2700K E27	4058075134485	60	E27	8	806	2700	95	✓	67	15000	A+	3		

PARATHOM Retrofit CLASSIC A DIM – dimmable ¹ , 60W-Replacement/40W-Replacement/75W-Replacement/100W-Replacement												IP20	5 years guarantee
P CLAS A 60 7 W/2700K B22d	4058075287440	60	B22d	7	806	2700	≥80	✓	60	15000	A++	1	
P CLAS A 60 7 W/2700K B22d	4058075287464	60	B22d	7	806	2700	≥80	✓	60	15000	A++	2	
P CLAS A 40 CL 4.5 W/2700K E27	4058075287303	40	E27	4.5	470	2700	≥80	✓	60	15000	A++	4	
P CLAS A 40 FR 4.5 W/2700K E27	4058075287327	40	E27	4.5	470	2700	≥80	✓	60	15000	A++	5	
P CLAS A 60 CL 7 W/2700K E27	4058075287389	60	E27	7	806	2700	≥80	✓	60	15000	A++	3	
P CLAS A 60 7 W/2700K E27	4058075287402	60	E27	7	806	2700	≥80	✓	60	15000	A++	5	
P CLAS A 75 8.5 W/2700K E27	4058075287587	75	E27	8.5	1055	2700	≥80	✓	60	15000	A++	6	
P CLAS A 75 8.5 W/2700K E27	4058075287600	75	E27	8.5	1055	2700	≥80	✓	60	15000	A++	5	
P CLAS A 75 8.5 W/4000K E27	4058075287624	75	E27	8.5	1055	4000	≥80	✓	60	15000	A++	5	
P CLAS A 100 12 W/2700K E27	4058075288362	100	E27	12	1521	2700	≥80	✓	60	15000	A++	7	
P CLAS A 100 12 W/2700K E27	4058075288386	100	E27	12	1521	2700	≥80	✓	60	15000	A++	5	

PARATHOM Retrofit CLASSIC A – 40W-Replacement/60W-Replacement/75W-Replacement/100W-Replacement/150W-Replacement												IP20	4 years guarantee
P CLAS A 40 4 W/2700K B22d	4058075061651	40	B22d	4	470	2700	≥80	-	60	15000	A++	1	
P CLAS A 40 FR 4 W/2700K B22d	4058075061736	40	B22d	4	470	2700	≥80	-	60	15000	A++	8	
P CLAS A 60 CL 7 W/2700K B22d	4058075061675	60	B22d	7	806	2700	≥80	-	60	15000	A++	1	
P CLAS A 60 FR 7 W/2700K B22d	4058075061798	60	B22d	7	806	2700	≥80	-	60	15000	A++	8	
P RF CLAS A 40 4 W/2700K E27	4052899961722	40	E27	4	470	2700	≥80	-	60	15000	A++	4	
P CLAS A 40 4 W/2700K E27	4058075817135	40	E27	4	470	2700	≥80	-	60	15000	A++	9	
P CLAS A 40 4 W/4000K E27	4058075287280	40	E27	4	470	4000	≥80	-	60	15000	A++	4	
P CLAS A 40 4 W/4000K E27	4058075808584	40	E27	4	470	4000	≥80	-	60	15000	A++	9	
P CLAS A 60 7 W/2700K E27	4058075817234	60	E27	7	806	2700	≥80	-	60	15000	A++	9	
P RF CLAS A 60 7 W/2700K E27	4052899961654	60	E27	7	806	2700	≥80	-	60	15000	A++	3	
P CLAS A 60 6.5 W/4000K E27	4058075817173	60	E27	6.5	806	4000	≥80	-	60	15000	A++	3	
P CLAS A 60 7 W/4000K E27	4058075808416	60	E27	7	806	4000	≥80	-	60	15000	A++	9	
P CLAS A 75 7.5 W/2700K E27	4058075287501	75	E27	7.5	1055	2700	≥80	-	60	15000	A++	6	
P CLAS A 75 8 W/2700K E27	4058075287525	75	E27	7.5	1055	2700	≥80	-	60	15000	A++	9	
P CLAS A 75 8 W/4000K E27	4058075287549	75	E27	7.5	1055	4000	≥80	-	60	15000	A++	6	
P CLAS A 75 8 W/4000K E27	4058075287563	75	E27	7.5	1055	4000	≥80	-	60	15000	A++	9	
P CLAS A 100 11 W/2700K E27	4058075287228	100	E27	11	1521	2700	≥80	-	60	10000	A++	7	
P CLAS A 100 11 W/2700K E27	4058075287242	100	E27	11	1521	2700	≥80	-	60	10000	A++	9	
P CLAS A 100 CL 11 W/4000K E27	4058075287266	100	E27	11	1521	4000	≥80	-	60	10000	A++	7	
P CLAS A 150 FR 15 W/2700K E27	4058075118294	150	E27	15	2500	2700	≥80	-	70	15000	A++	10	
P CLAS A 150 15 W/4000K E27	4058075118218	150	E27	15	2500	4000	≥80	-	70	15000	A++	10	

- Design, dimensions, luminous flux comparable to an incandescent or halogen lamp
- Very low energy consumption
- Robust against vibrations
- No UV and near-IR radiation in the light beam

¹ LED lamps can be operated with a wide variety of commercially available dimmers; details and results of compatibility tests can be seen at www.ledvance.com/dim and in the additional technical product information sheets linked there | ² L70/B50 | ³ Energy efficiency class (EEC) on a scale of A++ (highest efficiency) to E (lowest efficiency) | ⁴ You will find further information and the exact guarantee terms and conditions at www.ledvance.com/guarantee



PARATHOM Retrofit CLASSIC B - LED lamps with filament-style LED technology

Product name	GTIN (EAN)	w	ΔW	W	lm	K	Ra	1	2	3	4	
PARATHOM Retrofit CLASSIC B DIM – dimmable¹, 40W-Replacement												
P CLAS B 40 CL 5 W/2700K E14	4058075134522	40	E14	5	470	2700	95	✓	35	15000	A+	2
PARATHOM Retrofit CLASSIC B DIM – dimmable¹, 40W-Replacement/60W-Replacement												
P CLAS B 40 FR 4.5 W/2700K B22d	4058075287884	40	B22d	4.5	470	2700	≥80	✓	35	15000	A++	1
P CLAS B 40 4.5 W/2700K E14	4058075287822	40	E14	4.5	470	2700	≥80	✓	35	15000	A++	2
P CLAS B 40 4.5 W/2700K E14	4058075287846	40	E14	4.5	470	2700	≥80	✓	35	15000	A++	3
P CLAS B 60 6.5 W/2700K E14	4058075287907	60	E14	6.5	806	2700	≥80	✓	35	15000	A++	3
P CLAS B 40 CL 4.5 W/2700K E27	4058075287860	40	E27	4.5	470	2700	≥80	✓	35	15000	A++	4
P CLAS P 40 4.5 W/2700K E27	4058075288140	40	E27	4.5	470	2700	≥80	✓	45	15000	A++	5
PARATHOM Retrofit CLASSIC B – 25W-Replacement/40W-Replacement/60W-Replacement												
P CLAS B 25 2.5 W/2700K B22d	4058075287686	25	B22d	2.5	250	2700	≥80	-	35	15000	A++	6
P CLAS B 40 CL 4 W/2700K B22d	4058075287761	40	B22d	4	470	2700	≥80	-	35	15000	A++	6
P CLAS B 40 FR 4 W/2700K B22d	4058075061859	40	B22d	4	470	2700	≥80	-	35	15000	A++	1
P RF CLAS B 25 2.8 W/2700K E14	4058075287648	25	E14	2.5	250	2700	≥80	-	35	15000	A++	7
P RF CLAS B 25 FR 2.5 W/2700K E14	4058075287662	25	E14	2.5	250	2700	≥80	-	35	15000	A++	8
P CLAS B 40 4 W/2700K E14	4058075287747	40	E14	4	470	2700	≥80	-	35	15000	A++	2
P CLAS B 40 4 W/2700K E14	4058075287785	40	E14	4	470	2700	≥80	-	35	15000	A++	8
P CLAS B 40 4 W/4000K E14	4058075287808	40	E14	4	470	4000	≥80	-	35	15000	A++	2
P CLAS B 60 6.5 W/2700K E14	4058075288409	60	E14	6.5	806	2700	≥80	-	35	15000	A++	2
P CLAS B 60 6.5 W/2700K E14	4058075288423	60	E14	6.5	806	2700	≥80	-	35	15000	A++	3
P CLAS B 40 4 W/2700K E27	4058075114302	40	E27	4	470	2700	≥80	-	35	15000	A++	9
PARATHOM Retrofit CLASSIC BA – 40W-Replacement												
P RF CLAS BA 40 4 W/2700K E14	4058075287204	40	E14	4	470	2700	≥80	-	35	15000	A++	10
PARATHOM Retrofit CLASSIC BW – 40W-Replacement												
P RF CLAS BW 40 4 W/2700K E14	4058075287921	40	E14	4	470	2700	≥80	-	35	15000	A++	11

- Design, dimensions, luminous flux comparable to an incandescent lamp
- Very low energy consumption
- Robust against vibrations
- Instant 100 % light, no warm-up time

¹ LED lamps can be operated with a wide variety of commercially available dimmers; details and results of compatibility tests can be seen at www.ledvance.com/dim and in the additional technical product information sheets linked there | ² L70/B50 | ³ Energy efficiency class (EEC) on a scale of A++ (highest efficiency) to E (lowest efficiency) | ⁴ You will find further information and the exact guarantee terms and conditions at www.ledvance.com/guarantee



PARATHOM Retrofit CLASSIC P - LED lamps with filament-style LED technology

Product name	GTIN (EAN)	w	W	lm	K	Ra	¹	\varnothing d (mm)	t _h ²	³	⁴	
PARATHOM Retrofit CLASSIC P DIM – dimmable¹, 40W-Replacement												
P CLAS P 40 CL 5 W/2700K E14	4058075134546	40	E14	5	470	2700	95	✓	45	15000	A+	3
P CLAS P 40 CL 5 W/2700K E27	4058075134560	40	E27	5	470	2700	95	✓	45	15000	A+	5
PARATHOM Retrofit CLASSIC P DIM – dimmable¹, 40W-Replacement/25W-Replacement/60W-Replacement												
P CLAS P 40 4.5 W/2700K B22d	4058075288225	40	B22d	4.5	470	2700	≥80	✓	45	15000	A++	1
P CLAS P 25 2.8 W/2700K E14	4058075288485	25	E14	2.8	250	2700	≥80	✓	45	15000	A++	2
P CLAS P 40 4.5 W/2700K E14	4058075288126	40	E14	4.5	470	2700	≥80	✓	45	15000	A++	3
P CLAS P 40 4.5 W/2700K E14	4058075288188	40	E14	4.5	470	2700	≥80	✓	45	15000	A++	2
P CLAS P 60 6.5 W/2700K E14	4058075288249	60	E14	6.5	806	2700	≥80	✓	45	15000	A++	2
P CLAS P 25 2.8 W/2700K E27	4058075288508	25	E27	2.8	250	2700	≥80	✓	45	15000	A++	4
P CLAS P 40 FR 4.5 W/2700K E27	4058075288201	40	E27	4.5	470	2700	≥80	✓	45	15000	A++	6
P CLAS P 60 7 W/4000K E27	4058075287426	60	E27	7	806	4000	≥80	✓	60	15000	A++	7
PARATHOM Retrofit CLASSIC P – 40W-Replacement/25W-Replacement/60W-Replacement/15W-Replacement												
P CLAS P 40 FR 4 W/2700K B22d	4058075061873	40	B22d	4	470	2700	≥80	-	45	15000	A++	1
P CLAS P 25 2.5 W/2700K E14	4058075288003	25	E14	2.5	250	2700	≥80	-	45	15000	A++	8
P CLAS P 25 2.5 W/2700K E14	4058075287969	25	E14	2.5	250	2700	≥80	-	45	15000	A++	9
P RF CLAS P 40 4 W/2700K E14	4058075288065	40	E14	4	470	2700	≥80	-	45	15000	A++	3
P RF CLAS P 40 4 W/2700K E14	4058075288089	40	E14	4	470	2700	≥80	-	45	15000	A++	8
P CLAS P 60 6.5 W/2700K E14	4058075288546	60	E14	6.5	806	2700	≥80	-	45	15000	A++	3
P CLAS P 60 6.5 W/2700K E14	4058075288584	60	E14	6.5	806	2700	≥80	-	45	15000	A++	2
P CLAS P 15 1.5 W/2700K E27	4058075287945	15	E27	1.5	136	2700	≥80	-	45	15000	A++	10
P CLAS P 25 2.5 W/2700K E27	4058075287983	25	E27	2.5	250	2700	≥80	-	45	15000	A++	10
P CLAS P 25 2.5 W/2700K E27	4058075288027	25	E27	2.5	250	2700	≥80	-	45	15000	A++	6
P RF CLAS P 40 4 W/2700K E27	4058075288102	40	E27	4	470	2700	≥80	-	45	15000	A++	6
P CLAS P 60 7 W/2700K E27	4058075288560	60	E27	7	806	2700	≥80	-	45	15000	A++	5

- Design, dimensions, luminous flux comparable to an incandescent lamp
- Very low energy consumption
- Robust against vibrations
- Lamps with innovative LED „filament“ technology

¹ LED lamps can be operated with a wide variety of commercially available dimmers; details and results of compatibility tests can be seen at www.ledvance.com/dim and in the additional technical product information sheets linked there | ² L70/B50 | ³ Energy efficiency class (EEC) on a scale of A++ (highest efficiency) to E (lowest efficiency) | ⁴ You will find further information and the exact guarantee terms and conditions at www.ledvance.com/guarantee



PARATHOM Retrofit CLASSIC GLOBE - LED lamps with filament-style LED technology

Product name	GTIN (EAN)	wΔW	Σ	W	lm	K	Ra	1	∅ (mm)	t(h) ²	3	Light No.
--------------	------------	-----	---	---	----	---	----	---	-----------	-------------------	---	-----------

PARATHOM CLASSIC GLOBE DIM – dimmable ¹ , 75W-Replacement/100W-Replacement												IP20	5
P GLOBE 75 8.5 W/2700K E27	4058075288461	75	E27	8.5	1055	2700	≥80	✓	95	15000	A++	1	
P GLOBE 100 12 W/2700K E27	4058075288447	100	E27	12	1521	2700	≥80	✓	95	15000	A++	1	

PARATHOM Retrofit CLASSIC GLOBE – 25W-Replacement/40W-Replacement/60W-Replacement/100W-Replacement												IP20	4
P RF GLOBE 25 2.5 W/2700K E27	4058075288263	25	E27	2.5	250	2700	≥80	-	125	15000	A+	2	
P RF GLOBE 40 4 W/2700K E27	4058075288287	40	E27	4	470	2700	≥80	-	124	15000	A++	3	
P RF GLOBE 60 6.5 W/2700K E27	4058075288300	60	E27	6.5	806	2700	≥80	-	124	15000	A++	3	
P GLOBE 60 6.5 W/2700K E27	4058075288348	60	E27	6.5	806	2700	≥80	-	95	15000	A++	4	
P GLOBE 100 11 W/2700K E27	4058075288324	100	E27	11	1521	2700	≥80	-	95	15000	A++	4	

- Lamps with innovative LED „filament“ technology
- Very low energy consumption
- Can be easily fitted instead of ordinary light bulbs
- Instant 100 % light, no warm-up time

¹ LED lamps can be operated with a wide variety of commercially available dimmers; details and results of compatibility tests can be seen at www.ledvance.com/dim and in the additional technical product information sheets linked there | ² L70/B50 | ³ Energy efficiency class (EEC) on a scale of A++ (highest efficiency) to E (lowest efficiency) | ⁴ You will find further information and the exact guarantee terms and conditions at www.ledvance.com/guarantee



PARATHOM Retrofit CLASSIC ST - LED lamps with filament-style LED technology

Product name	GTIN (EAN)	w	W	lm	K	Ra	Ø d (mm)	t _h	IP	Energy efficiency class	No.
PARATHOM Retrofit CLASSIC ST – 40W-Replacement											
P RF CLAS ST 40 CL 4.5 W/2700K E27	4058075287143	40	E27	4.5	470	2700	≥80	64	15000	A++	1
LED Retrofit CLASSIC ST – 40W-Replacement/60W-Replacement											
LEDISON CLAS ST 40 4.5 W/2700K E27	4058075287167	40	E27	4.5	470	2700	≥80	64	15000	A++	2
LEDISON CLAS ST 60 7 W/2700K E27	4058075287181	60	E27	7	806	2700	≥80	64	15000	A++	2

- Lamps with innovative LED „filament“ technology
- Very low energy consumption
- Instant 100 % light, no warm-up time
- Can be easily fitted instead of ordinary light bulbs



PARATHOM Retrofit CLASSIC Mirror - LED lamps with filament-style LED technology

Product name GTIN (EAN)

W_{LED} W lm K R_a ∅_d (mm) t_h IP20 No.

											IP20	4 year guarantee
PARATHOM Retrofit CLASSIC P Mirror – 31W-Replacement												
ST CLAS P 31 4 W/2700K E14	4058075288041	31	E14	4	350	2700	≥80	45	15000	A+	1	
PARATHOM CLASSIC A Mirror – 50W-Replacement											IP20	4 year guarantee
P CLAS A 50 6.5 W/2700K E27	4058075287365	50	E27	6.5	650	2700	≥80	60	15000	A+	2	

- Long lifetime of up to 15,000 h
- Low energy consumption
- Easy relamping thanks to compact design
- Instant 100 % light, no warm-up time

LED STAR DECO CLASSIC A - Colored LED lamps, classic bulb shape, with retrofit screw base

Product name GTIN (EAN)

W_{LED} W lm K R_a ∅_d (mm) t_h IP20 No.

											IP20	3 year guarantee
LED STAR DECO CLASSIC A – 15W-Replacement												
ST CLAS A 2.5 W/1500K E27	4058075816039	-	E27	2.5	160	1500	≥50	60	15000	-	3	
ST CLAS A 2.5 W/3000K E27	4058075815995	-	E27	2.5	10	3000	10	60	15000	-	4	
ST CLAS A 2.5 W/3000K E27	4058075816053	-	E27	2.5	45	3000	≥55	60	15000	-	5	
ST CLAS A 2.5 W/7500K E27	4058075816015	-	E27	2.5	45	7500	≥15	60	15000	-	6	
ST CLAS A 2.5 W/2200K E27	4058075816077	15	E27	2.5	235	2200	≥60	60	15000	A+	7	

- Very low energy consumption
- Extremely long life
- Simple direct replacement for conventional incandescent lamps
- Low thermal output

¹ L70/B50 | ² Energy efficiency class (EEC) on a scale of A++ (highest efficiency) to E (lowest efficiency) | ³ You will find further information and the exact guarantee terms and conditions at www.ledvance.com/guarantee



Vintage 1906 LED - LED lamps, vintage edition

Product name	GTIN (EAN)	W	W	lm	K	Ra	1	2	3	No.		
Vintage 1906 LED – dimmable¹, 12W-Replacement/25W-Replacement/28W-Replacement/55W-Replacement												
1906 LED GLOBE 12 5 W/1800K E27	4058075270046	12	E27	5	110	1800	≥80	✓	200	15000	A	7
1906 LED CLAS A 12 5 W/1800K E27	4058075270022	12	E27	5	110	1800	≥80	✓	160	15000	A	8
RF1906 CLAS ST 25 4.5 W/2000K E27	4058075269965	25	E27	4.5	250	2000	≥80	✓	64	15000	A	11
RF1906 GLOBE 25 4.5 W/2000K E27	4058075270008	25	E27	4.5	250	2000	≥80	✓	125	15000	A	12
1906 LED CLAS A 28 5 W/2000K E27	4058075269705	28	E27	5	300	2000	≥80	✓	160	15000	A+	13
1906 LED GLOBE 28 5 W/2000K E27	4058075269729	28	E27	5	300	2000	≥80	✓	200	15000	A+	14
SST GLOBE 55 DIM 7 W/2500K E27	4058075808997	55	E27	7	725	2500	≥80	✓	125	15000	A+	10
RF1906 CLAS ST 55 7.5 W/2500K E27	4052899972360	55	E27	7	725	2500	≥80	✓	64	15000	A+	9
Vintage 1906 LED – 12W-Replacement/22W-Replacement/36W-Replacement												
1906 LED CLAS BA 12 1.5 W/2400K E14	4058075293229	12	E14	1.5	120	2400	≥80	-	35	15000	A++	1
1906 LED CLAS P 12 1.5 W/2400K E14	4058075290792	12	E14	1.5	120	2400	≥80	-	45	15000	A++	2
1906 LED CLAS BW 12 1.5 W/2400K E14	4058075293243	12	E14	1.5	120	2400	≥80	-	35	15000	A++	3
1906 LED CLAS B 12 1.5 W/2400K E14	4058075293205	12	E14	1.5	120	2400	≥80	-	35	15000	A++	4
Vintage 1906 LED 22 2.5 W/2400K E14	4058075293212	22	E14	2.5	220	2400	≥80	-	35	15000	A++	3
ST CLAS P 22 2.5 W/2400K E14	4058075290815	22	E14	2.5	220	2400	≥80	-	45	15000	A++	2
1906 LED CLAS BW 22 2.5 W/2400K E14	4058075293274	22	E14	2.5	220	2400	≥80	-	35	15000	A++	3
1906 LED CLAS BA 22 2.5 W/2400K E14	4058075293236	22	E14	2.5	220	2400	≥80	-	35	15000	A++	1
Vintage 1906 LED 36 4.5 W/2400K E14	4058075293496	36	E14	4.5	420	2400	≥80	-	45	15000	A+	5
Vintage 1906 LED 36 4.5 W/2500K E14	4058075293434	36	E14	4.5	420	2500	≥80	-	35	15000	A+	6

- Very low energy consumption
- Instant 100 % light, no warm-up time
- Can be easily fitted instead of ordinary light bulbs
- Lamps with innovative LED „filament“ technology

¹ LED lamps can be operated with a wide variety of commercially available dimmers; details and results of compatibility tests can be seen at www.ledvance.com/dim and in the additional technical product information sheets linked there | ² L70/B50 | ³ Energy efficiency class (EEC) on a scale of A++ (highest efficiency) to E (lowest efficiency) | ⁴ You will find further information and the exact guarantee terms and conditions at www.ledvance.com/guarantee



Vintage 1906 LED - LED lamps, vintage edition

Product name	GTIN (EAN)	W	W	lm	K	Ra	1	2	3	No.		
Vintage 1906 LED – dimmable¹, 12W-/15W-/20W-/22W-/25W-/28W-/35W-/36W-/37W-/40W-/52W-/55W-/68W-Replacement												
1906 LED GLOBE 12 5 W/1800K E27	4058075269927	12	E27	5	110	1800	≥80	-	200	15000	A	1
1906 LED CLAS A 12 5 W/1800K E27	4058075269903	12	E27	5	110	1800	≥80	-	160	15000	A	2
1906 LED CLAS A 12 1.5 W/2400K E27	4058075293182	12	E27	1.5	120	2400	≥80	-	60	15000	A++	3
RF1906 CLAS ST 15 5 W/1800K E27	4058075269941	15	E27	5	140	1800	≥80	-	64	15000	A	4
RF1906 GLOBE 15 5 W/1800K E27	4058075269989	15	E27	5	140	1800	≥80	-	125	15000	A	5
1906 LED TUBE 20 CL 2.5 W/2000K E27	4058075808171	20	E27	2.5	200	2000	≥80	-	32	15000	A+	6
1906 LED CLAS A 22 2.5 W/2400K E27	4058075293199	22	E27	2.5	220	2400	≥80	-	60	15000	A+	3
RF1906 CLAS ST 22 2.5 W/2500K E27	4058075808706	22	E27	2.5	225	2500	≥80	-	64	15000	A++	7
RF1906 GLOBE 22 2.8 W/2500K E27	4058075808980	22	E27	2.8	225	2500	≥80	-	125	15000	A+	8
RF1906 CLAS ST 25 5 W/2000K E27	4058075092112	25	E27	5	250	2000	≥80	-	64	15000	A	9
RF1906 GLOBE 25 CL 5 W/2000K E27	4058075092136	25	E27	5	250	2000	≥80	-	125	15000	A	10
Vintage 1906 LED 28 5 W/2000K E27	4058075091993	28	E27	5	300	2000	≥80	-	160	15000	A	11
RF1906 GLOBE 28 5 W/2000K E27	4058075092013	28	E27	5	300	2000	≥80	-	200	15000	A	12
1906 LED TUBE 35 CL 5 W/2000K E27	4058075808188	35	E27	5	400	2000	≥80	-	32	15000	A+	13
Vintage 1906 LED 35 4 W/2400K E27	4058075293090	35	E27	4	410	2400	≥80	-	60	15000	A++	14
RF1906 GLOBE 36 CL 4.5 W/2500K E27	4052899962071	36	E27	4.5	420	2500	≥80	-	125	15000	A+	8
RF1906 GLOBE 36 4.5 W/2500K E27	4058075269828	36	E27	4.5	420	2500	≥80	-	95	15000	A+	15
1906 LED OVAL 36 4.5 W/2500K E27	4058075091979	36	E27	4.5	420	2500	≥80	-	75	15000	A+	16
RF1906 CLAS ST 37 CL 4 W/2500K E27	4052899962095	37	E27	4	420	2500	≥80	-	64	15000	A++	7
Vintage 1906 LED 40 4.5 W/2500K E27	4058075092099	40	E27	4.5	470	2500	≥80	-	125	15000	A+	17
Vintage 1906 LED 40 4.5 W/2500K E27	4058075092075	40	E27	4.5	470	2500	≥80	-	125	15000	A+	18
Vintage 1906 LED 40 CL 4.5 W/2500K E27	4058075091955	40	E27	4.5	420	2500	≥80	-	110	15000	A+	19
Vintage 1906 LED 40 4.5 W/2500K E27	4058075092051	40	E27	4.5	470	2500	≥80	-	120	15000	A+	20
Vintage 1906 LED 40 4.5 W/2500K E27	4058075092037	40	E27	4.5	470	2500	≥80	-	125	15000	A+	21
RF1906 GLOBE 52 CL 7 W/2700K E27	4058075091931	52	E27	7	680	2700	≥80	-	125	15000	A+	22
Vintage 1906 LED 55 6.5 W/2400K E27	4058075293298	55	E27	6.5	725	2400	≥80	-	60	15000	A+	14
RF1906 GLOBE 55 7 W/2500K E27	4058075809406	55	E27	7	725	2500	≥80	-	125	15000	A+	8
Vintage 1906 LED 68 8 W/2500K E27	4058075293359	68	E27	8	950	2500	≥80	-	60	15000	A++	14

- Very low energy consumption
- Instant 100 % light, no warm-up time
- Can be easily fitted instead of ordinary light bulbs
- Lamps with innovative LED „filament“ technology

¹ LED lamps can be operated with a wide variety of commercially available dimmers; details and results of compatibility tests can be seen at www.ledvance.com/dim and in the additional technical product information sheets linked there | ² L70/B50 | ³ Energy efficiency class (EEC) on a scale of A++ (highest efficiency) to E (lowest efficiency)



Vintage 1906 PenduLum PRO - Indoor pendant luminaires in vintage style
 Vintage 1906 PenduLum CANOPY - Canopy for 1906 PenduLum

Product name	GTIN (EAN)	W	l (mm)	Ø d (mm)	W	CABLE LENGTH	Light No.
Vintage 1906 PenduLum PRO/CANOPY							
Vintage 1906 PenduLum PRO Black	4058075153844	max. 60	84 +/- 3	68 +/- 3	E27	3000	1
Vintage 1906 PenduLum PRO Gold	4058075153868	max. 60	84 +/- 3	68 +/- 3	E27	3000	2
Vintage 1906 PenduLum Canopy	4058075116917	-	25	200	-	-	3

- Flexible lighting thanks to countless mounting possibilities
- Made of solid aluminum with high-quality appearance
- Semi-matt surface with great look and feel
- Accessories for flexible mounting options included
- Ceiling mounting accessory to combine up to three PenduLum luminaires

¹ You will find further information and the exact guarantee terms and conditions at www.ledvance.com/guarantee



PARATHOM CLASSIC A - LED lamps with classic bulbs

Product name	GTIN (EAN)	w	W	lm	K	Ra	¹	\varnothing (mm)	t _h ²	³	Light No.
--------------	------------	---	---	----	---	----	--------------	-----------------------	-----------------------------	--------------	-----------

PARATHOM CLASSIC A DIM – dimmable¹, 60W-Replacement/75W-Replacement/100W-Replacement/150W-Replacement

IP20

P CLAS A 60 8.8 W/2700K E27	4058075292550	60	E27	8.8	806	2700	≥80	✓	60	25000	A+	1
P CLAS A 75 FR 11 W/2700K E27	4058075292574	75	E27	11	1055	2700	≥80	✓	60	25000	A+	2
P CLAS A 100 13 W/2700K E27	4058075292598	100	E27	13	1521	2700	≥80	✓	60	25000	A+	3
P CLAS A 150 21 W/2700K E27	4058075292611	150	E27	21	2452	2700	≥80	✓	67	25000	A+	4

PARATHOM CLASSIC A – 60W-Replacement/40W-Replacement/75W-Replacement/100W-Replacement/150W-Replacement

IP20

P CLAS A 60 FR 8.5 W/2700K B22d	4058075292314	60	B22d	8.5	806	2700	≥80	-	60	15000	A+	5
P CLAS A 40 5.5 W/2700K E27	4058075292277	40	E27	5.5	470	2700	≥80	-	60	15000	A+	6
P CLAS A 40 5.5 W/4000K E27	4058075292246	40	E27	5.5	470	4000	≥80	-	60	15000	A+	6
P CLAS A 60 FR 8.5 W/2700K E27	4058075291966	60	E27	8.5	806	2700	≥80	-	60	15000	A+	1
P CLAS A 60 8.5 W/4000K E27	4058075292291	60	E27	8.5	806	4000	≥80	-	60	15000	A+	1
P CLAS A 75 11 W/2700K E27	4058075292024	75	E27	11	1055	2700	≥80	-	60	15000	A+	2
P CLAS A 75 11 W/4000K E27	4058075292048	75	E27	11	1055	4000	≥80	-	60	15000	A+	2
P CLAS A 100 14 W/2700K E27	4058075292109	100	E27	14	1521	2700	≥80	-	60	15000	A+	3
P CLAS A 100 14 W/4000K E27	4058075292123	100	E27	14	1521	4000	≥80	-	60	15000	A+	3
P CLAS A 150 19 W/2700K E27	4058075292536	150	E27	19	2451	2700	≥80	-	68	15000	A++	4

- Very long lifetime of up to 25,000 h
- Low energy consumption
- High color consistency thanks to narrow binning
- Easy replacement of classic lamps thanks to compact design

¹ LED lamps can be operated with a wide variety of commercially available dimmers; details and results of compatibility tests can be seen at www.ledvance.com/dim and in the additional technical product information sheets linked there | ² L70/B50 | ³ Energy efficiency class (EEC) on a scale of A++ (highest efficiency) to E (lowest efficiency)



1

PARATHOM CLASSIC B - LED lamps with classic bulbs

Product name	GTIN (EAN)	w	ΔW	W	lm	K	Ra	1	∅ d (mm)	t _h	2	3	4	
PARATHOM CLASSIC B DIM – dimmable¹, 40W-Replacement													IP20	5
P CLAS B 40 5 W/2700K E14	4058075292215	40	E14	5	470	2700	≥80	✓	35	25000	A+	1		
PARATHOM CLASSIC B – 40W-Replacement													IP20	4
P CLAS B 40 5 W/2700K E14	4058075292338	40	E14	5	470	2700	≥80	-	35	15000	A+	1		

- Very long lifetime of up to 25,000 h
- Low energy consumption
- High color consistency thanks to narrow binning
- Easy replacement of classic lamps thanks to compact design

¹ LED lamps can be operated with a wide variety of commercially available dimmers; details and results of compatibility tests can be seen at www.ledvance.com/dim and in the additional technical product information sheets linked there | ² L70/B50 | ³ Energy efficiency class (EEC) on a scale of A++ (highest efficiency) to E (lowest efficiency) | ⁴ You will find further information and the exact guarantee terms and conditions at www.ledvance.com/guarantee



PARATHOM CLASSIC P - LED lamps with classic bulbs

Product name	GTIN (EAN)	wΔW	lm	K	Ra	1	∅ d (mm)	t(h)	2	3	4	
PARATHOM CLASSIC P DIM – dimmable¹, 40W-Replacement											IP20 5	
P CLAS P 40 FR 5 W/2700K E14	4058075292352	40	E14	5	470	2700	≥80	✓	45	25000	A+	1
PARATHOM CLASSIC P – 40W-Replacement											IP20 4	
P CLAS P 40 5 W/2700K E14	4058075291997	40	E14	5	470	2700	≥80	-	27	15000	A+	1

- Very long lifetime of up to 25,000 h
- Low energy consumption
- High color consistency thanks to narrow binning
- Easy replacement of classic lamps thanks to compact design

PARATHOM STICK - LED lamps, classic stick shape

Product name	GTIN (EAN)	wΔW	lm	K	Ra	1	∅ d (mm)	t(h)	2	3	4
PARATHOM STICK – 60W-Replacement/75W-Replacement											IP20 4
P STICK 60 FR 8 W/2700K E27	4058075292635	60	E27	8	806	2700	≥80	40.4	15000	A+	2
P STICK 60 FR 8 W/4000K E27	4058075292659	60	E27	8	806	4000	≥80	40.4	15000	A+	2
P STICK 75 FR 10 W/2700K E27	4058075292673	75	E27	10	1050	2700	≥80	40.4	15000	A+	2
P STICK 75 FR 10 W/4000K E27	4058075292697	75	E27	10	1050	4000	≥80	40.4	15000	A+	2

- Low energy consumption
- Attractive lamp appearance

¹ LED lamps can be operated with a wide variety of commercially available dimmers; details and results of compatibility tests can be seen at www.ledvance.com/dim and in the additional technical product information sheets linked there | ² L70/B50 | ³ Energy efficiency class (EEC) on a scale of A++ (highest efficiency) to E (lowest efficiency) | ⁴ You will find further information and the exact guarantee terms and conditions at www.ledvance.com/guarantee



LED VALUE CLASSIC A - LED lamps, classic bulb shape

Product name	GTIN (EAN)	w	W	Im	K	Ra	Ø d (mm)	t _h ¹	L ₉₀ ²	IP 20	Energy class	Light No.
LED VALUE CLASSIC A – 40W-Replacement/60W-Replacement/75W-Replacement/100W-Replacement												
LED VALUE CLAS A 40 4 W/2700K E27	4058075819634	40	E27	4	470	2700	≥80	60	15000	A++	1	
LED VALUE CLAS A 40 FR 5.5 W/2700K E27	4052899326927	40	E27	6	470	2700	≥80	60	15000	A+	2	
LED VALUE CLAS A 40 5.5 W/4000K E27	4058075127081	40	E27	5.5	470	4000	≥80	55	10000	A+	3	
LED VALUE CLAS A 40 FR 5.5 W/6500K E27	4052899971011	40	E27	6	500	6500	≥80	60	15000	A+	2	
LED VALUE CLAS A 60 7 W/2700K E27	4058075819658	60	E27	7	806	2700	≥80	60	10000	A++	4	
LED VALUE CLAS A 60 FR 8.5 W/2700K E27	4052899326842	60	E27	9.5	806	2700	≥80	60	10000	A+	3	
LED VALUE CLAS A 60 6.5 W/4000K E27	4058075288645	60	E27	6.5	806	4000	≥80	60	15000	A++	4	
LED VALUE CLAS A 60 8.5 W/4000K E27	4052899973381	60	E27	8.5	806	4000	≥80	60	10000	A+	3	
LED VALUE CLAS A 60 FR 8.5 W/6500K E27	4052899326873	60	E27	9.5	806	6500	≥80	60	15000	A+	3	
LED VALUE CLAS A 75 FR 10 W/2700K E27	4052899971028	75	E27	11.5	1055	2700	≥80	60	10000	A+	3	
LED VALUE CLAS A 75 CL 8 W/2700K E27	4058075288669	75	E27	7.5	1055	2700	≥80	60	10000	A++	5	
LED VALUE CLAS A 75 CL 8 W/4000K E27	4058075288683	75	E27	7.5	1055	4000	≥80	60	15000	A++	5	
LED VALUE CLAS A 75 FR 10 W/4000K E27	4052899973404	75	E27	10	1055	4000	≥80	60	10000	A+	2	
LED VALUE CLAS A 75 FR 10 W/6500K E27	4052899971035	75	E27	11.5	1055	6500	80	60	15000	A+	3	
LED VALUE CLAS A 100 CL 11 W/2700K E27	4058075288607	100	E27	11	1521	2700	≥80	60	10000	A++	6	
LED VALUE CLAS A 100 FR 13 W/2700K E27	4052899971097	100	E27	13	1521	2700	≥80	60	10000	A+	7	
LED VALUE CLAS A 100 CL 11 W/4000K E27	4058075288621	100	E27	11	1521	4000	≥80	60	10000	A++	6	
LED VALUE CLAS A 100 13 W/4000K E27	4052899973428	100	E27	13	1521	4000	≥80	60	10000	A+	7	
LED VALUE CLAS A 100 FR 13 W/6500K E27	4052899971042	100	E27	13	1521	6500	≥80	60	10000	A+	7	

- Very low energy consumption
- Shockproof and vibration-proof thanks to LED technology
- No UV radiation in the light beam
- Instant 100 % light, no warm-up time

LED VALUE CLASSIC B - LED lamps, classic mini-candle shape

Product name	GTIN (EAN)	w	W	Im	K	Ra	Ø d (mm)	t _h ¹	L ₉₀ ²	IP 20	Energy class	Light No.
LED VALUE CLASSIC B – 40W-Replacement/60W-Replacement												
LED VALUE CLAS B 40 4 W/2700K E14	4058075288706	40	E14	4	470	2700	≥80	35	15000	A++	8	
LED VALUE CLAS B 5.7 W/2700K E14	4052899326453	40	E14	5.5	470	2700	≥80	38	10000	A+	9	
LED VALUE CLAS B 40 FR 5.5 W/4000K E14	4052899973367	40	E14	5.5	470	4000	≥80	38	10000	A+	9	
LED VALUE CLAS B 5.5 W/6500K E14	4052899971066	40	E14	5.5	470	6500	≥80	38	10000	A+	9	
LED VALUE CLAS P 60 FR 7 W/2700K E14	4058075152915	60	E14	7	806	2700	≥80	39	10000	A+	10	

- Lower thermal output (compared with the standard reference product)
- Very low energy consumption
- Shockproof and vibration-proof thanks to LED technology
- No UV and near-IR radiation in the light beam

¹ L70/B50 | ² Energy efficiency class (EEC) on a scale of A++ (highest efficiency) to E (lowest efficiency) | ³ You will find further information and the exact guarantee terms and conditions at www.ledvance.com/guarantee



LED VALUE CLASSIC P - LED lamps, classic mini-ball shape

Product name	GTIN (EAN)	wΔW	Σ	W	lm	K	Ra	∅ d (mm)	t _h ¹	IP ₂₀ ²	Light No.
--------------	------------	-----	---	---	----	---	----	----------------	-----------------------------	-------------------------------	-----------

LED VALUE CLASSIC P – 40W-Replacement/60W-Replacement												IP20
LED VALUE CLAS P 40 4 W/2700K E14	4058075288720	40	E14	4	470	2700	≥80	45	10000	A++	1	
VALUE CLAS P 40 5.5 W/2700K E14	4058075147898	40	E14	5.5	470	2700	≥80	45	10000	A+	2	
LED VALUE CLAS P 40 FR 5.5 W/4000K E14	4058075147911	40	E14	5.5	470	4000	≥80	45	10000	A+	3	
LED VALUE CLAS P 40 5.5 W/6500K E14	4058075127630	40	E14	5.5	470	6500	≥80	45	10000	A+	3	
VALUE CLAS P 60 FR 7 W/2700K E14	4058075152939	60	E14	7	806	2700	≥80	45	10000	A+	4	

- Lower thermal output (compared with the standard reference product)
- Very low energy consumption
- Shockproof and vibration-proof thanks to LED technology
- No UV and near-IR radiation in the light beam

¹ L70/B50 | ² Energy efficiency class (EEC) on a scale of A++ (highest efficiency) to E (lowest efficiency)



PARATHOM PAR16 - LED reflector lamps PAR16 with retrofit pin base

Product name	GTIN (EAN)	W	Im	cd	K	Ra	¹	²	³	⁴			
PARATHOM PRO PAR16 – dimmable¹, 36°, 220-240V, 35W-Replacement/50W-Replacement/80W-Replacement													
PPRO PAR 16 35 36° 3.7 W/2700K GU10	4058075260016	35	GU10	3.7	230	690	2700	97	✓	51	40000	A	1
PPRO PAR 16 35 36° 3.7 W/3000K GU10	4058075259997	35	GU10	3.7	230	690	3000	97	✓	51	40000	A	1
PPRO PAR 16 35 36° 3.7 W/4000K GU10	4058075259898	35	GU10	3.7	230	690	4000	97	✓	51	40000	A	1
PPRO PAR 16 50 36° 6.5 W/2700K GU10 DIM	4058075095427	50	GU10	6.5	350	880	2700	97	✓	51	40000	A	1
PPRO PAR 16 50 36° 6.5 W/3000K GU10 DIM	4058075095403	50	GU10	6.5	350	880	3000	97	✓	51	40000	A	1
PPRO PAR 16 50 36° 6.5 W/4000K GU10 DIM	4058075095304	50	GU10	6.5	350	880	4000	97	✓	51	40000	A	1
PPRO PAR 16 80 36° 8.7 W/2700K GU10	4058075260191	80	GU10	8.7	575	1000	2700	97	✓	51	40000	A+	2
PPRO PAR 16 80 36° 8.7 W/3000K GU10	4058075260177	80	GU10	8.7	575	1000	3000	97	✓	51	40000	A+	2
PPRO PAR 16 80 36° 8.7 W/4000K GU10	4058075260153	80	GU10	8.7	575	1000	4000	97	✓	51	40000	A+	2
PARATHOM PAR16 DIM – dimmable¹, 36°–60°–120°, 220-240V, 50W-Replacement/35W-Replacement/80W-Replacement/100W-Replacement													
P PAR 16 50 36° 5.2 W/2700K E14	4058075264366	50	E14	5.2	350	700	2700	≥90	✓	50	25000	A+	3
P PAR 16 35 36° 3.7 W/2700K GU10	4058075259973	35	GU10	3.7	230	630	2700	≥90	✓	51	25000	A+	1
P PAR 16 35 36° 3.7 W/3000K GU10	4058075259959	35	GU10	3.7	230	630	3000	≥90	✓	51	25000	A+	1
P PAR 16 35 36° 3.7 W/4000K GU10	4058075259874	35	GU10	3.7	230	630	4000	≥90	✓	51	25000	A+	1
P PAR 16 50 36° 5.5 W/2700K GU10	4058075260139	50	GU10	5.5	350	720	2700	≥90	✓	51	25000	A+	1
P PAR 16 50 36° 5.5 W/3000K GU10	4058075260115	50	GU10	5.5	350	720	3000	≥90	✓	51	25000	A+	1
P PAR 16 50 36° 5.5 W/4000K GU10	4058075260054	50	GU10	5.5	350	720	4000	≥90	✓	51	25000	A+	1
P PAR16 DIM 80 60° 8 W/2700K GU10	4058075095540	80	GU10	8	575	680	2700	≥80	✓	51	25000	A+	1
P PAR16 DIM 80 120° 8 W/2700K GU10	4058075095601	80	GU10	8	575	210	2700	≥80	✓	51	25000	A+	4
P PAR 16 80 36° 8 W/2700K GU10	4058075095489	80	GU10	8	575	1439	2700	≥80	✓	51	25000	A+	1
P PAR16 DIM 80 60° 8 W/3000K GU10	4058075095526	80	GU10	8	575	680	3000	≥80	✓	51	25000	A+	1
P PAR 16 80 36° 8 W/3000K GU10	4058075095465	80	GU10	8	575	1439	3000	≥80	✓	51	25000	A+	1
P PAR16 DIM 80 120° 8 W/3000K GU10	4058075095588	80	GU10	8	575	210	3000	≥80	✓	51	25000	A+	4
P PAR16 DIM 80 120° 8 W/4000K GU10	4058075095564	80	GU10	8	575	210	4000	≥80	✓	51	25000	A+	4
P PAR16 DIM 80 60° 8 W/4000K GU10	4058075095502	80	GU10	8	575	680	4000	≥80	✓	51	25000	A+	1
P PAR 16 80 36° 8 W/4000K GU10	4058075095441	80	GU10	8	575	1439	4000	≥80	✓	51	25000	A+	1
P PAR16 DIM 100 36° 9.6 W/2700K GU10	4058075096608	100	GU10	9.6	750	1280	2700	≥80	✓	51	25000	A+	2
P PAR16 DIM 100 36° 9.6 W/3000K GU10	4058075096561	100	GU10	9.6	750	1280	3000	≥80	✓	51	25000	A+	2
P PAR16 DIM 100 36° 9.6 W/4000K GU10	4058075096547	100	GU10	9.6	750	1280	4000	≥80	✓	51	25000	A+	2
PARATHOM PAR16 DIM – dimmable¹, 36°, 220-240V, 50W-Replacement, Box of 5													
P PAR 16 50 36° 5.5 W/2700K GU10	4058075260078	50	GU10	5.5	350	720	2700	≥90	✓	51	15000	A+	1
P PAR 16 50 36° 5.5 W/3000K GU10	4058075260092	50	GU10	5.5	350	720	3000	≥90	✓	51	15000	A+	1
P PAR 16 50 36° 5.5 W/4000K GU10	4058075260030	50	GU10	5.5	350	720	4000	≥90	✓	51	15000	A+	1

¹ LED lamps can be operated with a wide variety of commercially available dimmers; details and results of compatibility tests can be seen at www.ledvance.com/dim and in the additional technical product information sheets linked there | ² L70/B50 | ³ Energy efficiency class (EEC) on a scale of A++ (highest efficiency) to E (lowest efficiency) | ⁴ You will find further information and the exact guarantee terms and conditions at www.ledvance.com/guarantee



PARATHOM PAR16 - LED reflector lamps PAR16 with retrofit pin base

Product name GTIN (EAN)

wΔW
Σ
W
lm
cd
K
Ra
∅_d (mm)
t_h¹
IP₂₀²
Light No.

PARATHOM PAR16 – 36°–120°–60°, 220-240V, 50W-Replacement/35W-Replacement/80W-Replacement/100W-Replacement IP20

P PAR 16 50 36° 4.5 W/2700K E14	4058075264342	50	E14	4.5	350	700	2700	≥80	50	15000	A+	1
P PAR 16 35 36° 2.6 W/2700K GU10	4058075259935	35	GU10	2.6	230	450	2700	≥80	51	15000	A++	2
P PAR 16 35 36° 2.6 W/3000K GU10	4058075259911	35	GU10	2.6	230	450	3000	≥80	51	15000	A++	2
P PAR 16 35 36° 2.6 W/4000K GU10	4058075259850	35	GU10	2.6	230	450	4000	≥80	51	15000	A++	2
P PAR 16 50 120° 4.3 W/2700K GU10	4052899958111	50	GU10	4.3	350	130	2700	≥80	51	15000	A+	3
P PAR 16 50 36° 4.3 W/2700K GU10	4052899958104	50	GU10	4.3	350	720	2700	≥80	51	15000	A++	2
P PAR 16 50 36° 4.3 W/3000K GU10	4052899451735	50	GU10	4.3	350	720	3000	≥80	51	15000	A++	2
P PAR 16 50 120° 4.3 W/3000K GU10	4058075023475	50	GU10	4.3	350	130	3000	≥80	51	15000	A+	3
P PAR 16 50 36° 4.3 W/4000K GU10	4052899958128	50	GU10	4.3	350	720	4000	≥80	51	15000	A++	2
P PAR 16 50 120° 4.3 W/4000K GU10	4052899958142	50	GU10	4.3	350	130	4000	≥80	51	15000	A+	3
P PAR 16 80 36° 6.9 W/2700K GU10	4052899958173	80	GU10	6.9	575	1164	2700	≥80	51	15000	A+	2
P PAR 16 80 120° 6.9 W/2700K GU10	4058075815872	80	GU10	6.9	575	210	2700	≥80	51	15000	A+	3
P PAR 16 80 60° 6.9 W/2700K GU10	4058075096486	80	GU10	6.9	575	680	2700	≥80	51	15000	A+	2
P PAR 16 80 36° 6.9 W/3000K GU10	4058075815650	80	GU10	6.9	575	1164	3000	≥80	51	15000	A+	2
P PAR 16 80 120° 6.9 W/3000K GU10	4058075815636	80	GU10	6.9	575	210	3000	≥80	51	15000	A+	3
P PAR 16 80 60° 6.9 W/3000K GU10	4058075096462	80	GU10	6.9	575	680	3000	≥80	51	15000	A+	2
P PAR 16 80 60° 6.9 W/4000K GU10	4058075096448	80	GU10	6.9	575	680	4000	≥80	51	15000	A+	2
P PAR 16 80 36° 6.9 W/4000K GU10	4052899958180	80	GU10	6.9	575	1164	4000	≥80	51	15000	A+	2
P PAR 16 80 120° 6.9 W/4000K GU10	4058075815674	80	GU10	6.9	575	210	4000	≥80	51	15000	A+	3
P PAR16 100 36° 9.1 W/2700K GU10	4058075096585	100	GU10	9.1	750	1280	2700	≥80	51	15000	A+	4
P PAR16 100 36° 9.1 W/3000K GU10	4058075096523	100	GU10	9.1	750	1280	3000	≥80	51	15000	A+	4
P PAR16 100 36° 9.1 W/4000K GU10	4058075096509	100	GU10	9.1	750	1280	4000	≥80	51	15000	A+	4

PARATHOM PAR16 – 36°, 220-240V, 50W-Replacement, Box of 5 IP20

P PAR 16 50 36° 4.3 W/2700K GU10	4058075051669	50	GU10	4.3	350	720	2700	≥80	51	10000	A++	2
P PAR 16 50 36° 4.3 W/3000K GU10	4058075061149	50	GU10	4.3	350	720	3000	≥80	51	10000	A++	2
P PAR 16 50 36° 4.3 W/4000K GU10	4058075061187	50	GU10	4.3	350	720	4000	≥80	51	10000	A++	2

- Low energy consumption
- Easy replacement of halogen lamps due to compact full glass design and single optic
- Instant 100 % light, no warm-up time
- Ideal for economical spotlighting

¹ L70/B50 | ² Energy efficiency class (EEC) on a scale of A++ (highest efficiency) to E (lowest efficiency)



LED VALUE PAR16 - LED reflector lamps PAR16 with retrofit pin base

Product name	GTIN (EAN)	w	W	lm	cd	K	Ra	∅ _d (mm)	t _h ¹	IP ₂₀ ²	No.
--------------	------------	---	---	----	----	---	----	---------------------	-----------------------------	-------------------------------	-----

LED VALUE PAR16 – 36°–60°–120°, 220-240V, 25W-Replacement/50W-Replacement/80W-Replacement

Product name	GTIN (EAN)	w	W	lm	cd	K	Ra	∅ _d (mm)	t _h ¹	IP ₂₀ ²	No.	
PAR16 25 36° 2 W/2700K GU10	4058075303027	25	GU10	2	144	320	2700	≥80	51	15000	A++	1
LED VALUE PAR 16 50 36° 4.3 W/3000K GU10	4058075096622	50	GU10	4.3	350	720	3000	≥80	51	10000	A++	2
LED VALUE PAR 16 50 36° 4.3 W/4000K GU10	4058075055155	50	GU10	4.3	350	720	4000	≥80	51	10000	A++	2
LED VALUE PAR 16 50 36° 4.3 W/6500K GU10	4058075817715	50	GU10	4.3	350	720	6500	≥80	51	10000	A++	2
VALUE PAR 16 80 36° 6.9 W/3000K GU10	4058075096646	80	GU10	6.9	575	1280	3000	≥80	51	10000	A+	2
LED VALUE PAR 16 60° 6.9 W/3000K GU10	4058075096769	80	GU10	6.9	575	680	3000	≥80	51	15000	A+	2
VALUE PAR 16 80 120° 6.9 W/3000K GU10	4058075096707	80	GU10	6.9	575	180	3000	≥80	51	10000	A+	3
VALUE PAR 16 80 36° 6.9 W/4000K GU10	4058075096660	80	GU10	6.9	575	1439	4000	≥80	51	10000	A+	2
LED VALUE PAR 16 60° 6.9 W/4000K GU10	4058075096783	80	GU10	6.9	575	680	4000	≥80	51	15000	A+	2
VALUE PAR 16 80 120° 6.9 W/4000K GU10	4058075096721	80	GU10	6.9	575	180	4000	≥80	51	10000	A+	3
VALUE PAR 16 80 36° 6.9 W/6500K GU10	4058075096684	80	GU10	6.9	575	1280	6500	≥80	51	10000	A+	2
VALUE PAR 16 80 120° 6.9 W/6500K GU10	4058075096745	80	GU10	6.9	575	180	6500	≥80	51	10000	A+	3

- Ideal for economical spotlighting
- Alternative to line-voltage halogen lamps
- Very low energy consumption
- No UV and near-IR radiation in the light beam

¹ L70/B50 | ² Energy efficiency class (EEC) on a scale of A++ (highest efficiency) to E (lowest efficiency)



PARATHOM MR16⁵ - Low-voltage LED reflector lamps MR16 with retrofit pin base

Product name GTIN (EAN)

W&W
⚡
W
lm
cd
K
Ra
1
∅ d (mm)
2
t(h)
3
Light No.

PARATHOM PRO MR16 – dimmable ¹ , 36°, 12V ⁵ , 20W-Replacement/35W-Replacement/43W-Replacement													CRI 97	IP20	5 year guarantee
P MR16 20 36° DIM 4.5 W/2700K GU5.3	4058075095663	20	GU5.3	4.5	230	600	2700	97	✓	51	40000	A	1		
P MR16 20 36° DIM 4.5 W/3000K GU5.3	4058075095649	20	GU5.3	4.5	230	600	3000	97	✓	51	40000	A	1		
P MR16 20 36° DIM 4.5 W/4000K GU5.3	4058075095625	20	GU5.3	4.5	230	600	4000	97	✓	51	40000	A	1		
PPRO MR16 35 36° 6.3 W/2700K GU5.3 DIM	4058075094994	35	GU5.3	6.3	350	900	2700	97	✓	51	40000	A	2		
PPRO MR16 35 36° 6.3 W/3000K GU5.3 DIM	4058075094970	35	GU5.3	6.3	350	900	3000	97	✓	51	40000	A	2		
PPRO MR16 35 36° 6.3 W/4000K GU5.3 DIM	4058075094918	35	GU5.3	6.3	350	900	4000	97	✓	51	40000	A	2		
PPRO MR16 43 36° DIM 7.8 W/2700K GU5.3	4058075095069	43	GU5.3	7.8	500	1150	2700	97	✓	51	40000	A	2		
PPRO MR16 43 36° DIM 7.8 W/3000K GU5.3	4058075095045	43	GU5.3	7.8	500	1150	3000	97	✓	51	40000	A	2		
PPRO MR16 43 36° DIM 7.8 W/4000K GU5.3	4058075095014	43	GU5.3	7.8	500	1150	4000	97	✓	51	40000	A	2		

PARATHOM MR16 DIM – dimmable ¹ , 36°, 12V ⁵ , 20W-Replacement/35W-Replacement/50W-Replacement													IP20	5 year guarantee
P MR16 20 36° 3.4 W/2700K GU5.3	4058075094871	20	GU5.3	3.4	230	600	2700	≥80	✓	51	25000	A+	1	
P MR16 20 36° 3.4 W/3000K GU5.3	4058075094857	20	GU5.3	3.4	230	600	3000	≥80	✓	51	25000	A+	1	
P MR16 20 36° 3.4 W/4000K GU5.3	4058075094833	20	GU5.3	3.4	230	600	4000	≥80	✓	51	25000	A+	1	
P MR16 35 36° 5 W/2700K GU5.3	4058075094956	35	GU5.3	5	350	950	2700	≥80	✓	51	25000	A+	1	
P MR16 35 36° 5 W/3000K GU5.3	4058075094932	35	GU5.3	5	350	950	3000	≥80	✓	51	25000	A+	1	
P MR16 35 36° 5 W/4000K GU5.3	4058075094895	35	GU5.3	5	350	950	4000	≥80	✓	51	25000	A+	1	
P MR16 50 36° 7.8 W/2700K GU5.3	4058075095120	50	GU5.3	7.8	621	1430	2700	≥80	✓	51	25000	A+	2	
P MR16 50 36° 7.8 W/3000K GU5.3	4058075095106	50	GU5.3	7.8	621	1430	3000	≥80	✓	51	25000	A+	2	
P MR16 50 36° 7.8 W/4000K GU5.3	4058075095083	50	GU5.3	7.8	621	1430	4000	≥80	✓	51	25000	A+	2	

PARATHOM MR16 – 36°, 12V ⁵ , 20W-Replacement/35W-Replacement/50W-Replacement													IP20	4 year guarantee
P MR16 20 36° 2.9 W/2700K GU5.3	4052899957749	20	GU5.3	2.9	230	600	2700	≥80	-	51	15000	A+	1	
P MR16 20 36° 2.9 W/3000K GU5.3	4058075815391	20	GU5.3	2.9	230	600	3000	≥80	-	51	15000	A+	1	
P MR16 20 36° 2.9 W/4000K GU5.3	4052899957732	20	GU5.3	2.9	230	600	4000	≥80	-	51	15000	A+	1	
P MR16 35 36° 4.6 W/2700K GU5.3	4052899957770	35	GU5.3	4.6	350	950	2700	≥80	-	51	15000	A+	1	
P MR16 35 36° 4.6 W/3000K GU5.3	4058075815513	35	GU5.3	4.6	350	950	3000	≥80	-	51	15000	A+	1	
P MR16 35 36° 4.6 W/4000K GU5.3	4052899957787	35	GU5.3	4.6	350	950	4000	≥80	-	51	15000	A+	1	
P MR16 50 36° 7.2 W/2700K GU5.3	4052899957817	50	GU5.3	7.2	621	1430	2700	≥80	-	51	15000	A+	2	
P MR16 50 36° 7.2 W/3000K GU5.3	4058075815575	50	GU5.3	7.2	621	1430	3000	≥80	-	51	15000	A+	2	
P MR16 50 36° 7.2 W/4000K GU5.3	4052899957824	50	GU5.3	7.2	621	1430	4000	≥80	-	51	15000	A+	2	

- Short payback period thanks to low energy consumption and maintenance costs
- Premium light quality thanks to high color rendering index and narrow binning
- Easy replacement of halogen lamps due to compact full glass design and single optic

¹ LED lamps can be operated with a wide variety of commercially available dimmers; details and results of compatibility tests can be seen at www.ledvance.com/dim and in the additional technical product information sheets linked there | ² L70/B50 | ³ Energy efficiency class (EEC) on a scale of A++ (highest efficiency) to E (lowest efficiency) | ⁴ You will find further information and the exact guarantee terms and conditions at www.ledvance.com/guarantee | ⁵ Compatible with many commercially available electronic switchgear devices. Details can be seen at www.ledvance.com/low-voltage-led-lamps



PARATHOM MR11⁵ - Low-voltage LED reflector lamps MR11 with retrofit pin base

Product name	GTIN (EAN)	w&w	W	lm	cd	K	Ra	1	2	3	4		
PARATHOM MR11 12 V DIM – dimmable¹, 36°, 12V⁵, 20W-Replacement/35W-Replacement													
P MR11 20 36° 3.2 W/2700K GU4	4058075263925	20	GU4	3.2	184	400	2700	≥90	✓	35	25000	A+	1
P MR11 35 36° 4.5 W/2700K GU4	4058075264007	35	GU4	4.5	345	600	2700	≥80	✓	35	25000	A+	1
PARATHOM MR11 12 V – 36°, 12V⁵, 20W-Replacement/35W-Replacement													
P MR11 20 36° 2.5 W/2700K GU4	4058075105195	20	GU4	2.5	184	400	2700	≥80	-	35	15000	A+	1
P MR11 20 36° 2.5 W/4000K GU4	4058075105157	20	GU4	2.5	184	400	4000	≥80	-	35	15000	A+	1
P MR11 35 36° 4 W/2700K GU4	4058075105317	35	GU4	4	345	600	2700	≥80	-	35	15000	A+	1
P MR11 35 36° 4 W/4000K GU4	4058075105256	35	GU4	4	345	600	4000	≥80	-	35	15000	A+	1

- Very long lifetime of up to 25,000 h
- Low energy consumption
- Easy relamping thanks to compact design and GU4 base
- Instant 100 % light, no warm-up time

PARATHOM PRO LEDspot 111⁵ - LED reflector lamps AR111 with retrofit pin base

Product name	GTIN (EAN)	w&w	W	lm	cd	K	Ra	1	2	3	4		
PARATHOM PRO LEDspot 111 – dimmable¹, 24°–40°, 12V⁵, 50W-Replacement/75W-Replacement/100W-Replacement													
P AR111 50 24° 11.8 W/2700K G53	4058075264472	50	G53	11.8	650	2600	2700	97	✓	110.7	40000	A	2
P AR111 50 40° 11.8 W/2700K G53	4058075264519	50	G53	11.8	650	1600	2700	97	✓	110.7	40000	A	2
P AR111 50 24° 11.8 W/3000K G53	4058075264458	50	G53	11.8	650	2600	3000	97	✓	110.7	40000	A	2
P AR111 50 40° 11.8 W/3000K G53	4058075264496	50	G53	11.8	650	1600	3000	97	✓	110.7	40000	A	2
P AR111 75 24° 15 W/2700K G53	4058075105058	75	G53	15	800	4000	2700	97	✓	111	40000	A	2
P AR111 75 40° 15 W/2700K G53	4058075105096	75	G53	15	800	2200	2700	97	✓	111	40000	A	2
P AR111 75 24° 15 W/3000K G53	4058075105034	75	G53	15	800	4000	3000	97	✓	111	40000	A	2
P AR111 75 40° 15 W/3000K G53	4058075105072	75	G53	15	800	2200	3000	97	✓	111	40000	A	2
P AR111 75 24° 15 W/4000K G53	4058075105010	75	G53	15	850	4000	4000	97	✓	111	40000	A	2
P AR111 100 24° 16 W/2700K G53	4058075105119	100	G53	16	1100	3200	2700	≥90	✓	111	40000	A	2

- Short payback period thanks to low energy consumption and maintenance costs
- Premium light quality thanks to high color rendering index and narrow binning
- Easy replacement of halogen lamps due to compact design and single optic design

¹ LED lamps can be operated with a wide variety of commercially available dimmers; details and results of compatibility tests can be seen at www.ledvance.com/dim and in the additional technical product information sheets linked there | ² L70/B50 | ³ Energy efficiency class (EEC) on a scale of A++ (highest efficiency) to E (lowest efficiency) | ⁴ You will find further information and the exact guarantee terms and conditions at www.ledvance.com/guarantee | ⁵ Compatible with many commercially available electronic switchgear devices. Details can be seen at www.ledvance.com/low-voltage-led-lamps



LED STAR R39 - LED reflector lamps

Product name GTIN (EAN)

wΔW
lm
W
Im
cd
K
Ra
∅ d (mm)
t(h)
IP
No.

LED STAR R39 – 36°, 220-240V, 25W-Replacement											IP20	3 <small>year guarantee</small>
ST R39 25 36° 1.5 W/2700K E14	4058075264168	25	E14	1.5	110	280	2700	≥80	39	15000	A++	1

- Long lifetime of up to 15,000 h
- Low energy consumption
- Easy replacement of halogen lamps thanks to compact design
- Instant 100 % light, no warm-up time

PARATHOM R50/63/80 - LED reflector lamps with retrofit screw base

Product name GTIN (EAN)

wΔW
lm
W
Im
cd
K
Ra
∅ d (mm)
t(h)
IP
No.

PARATHOM R50 DIM – dimmable¹, 36°, 220-240V, 60W-Replacement											IP20	5 <small>year guarantee</small>	
P R50 60 36° 5.9 W/2700K E14	4058075096943	60	E14	5.9	345	600	2700	≥90	✓	50	25000	A+	2

PARATHOM R50 – 36°, 220-240V, 25W-Replacement/40W-Replacement/60W-Replacement											IP20	4 <small>year guarantee</small>	
P R50 25 36° 1.5 W/2700K E14	4058075263888	25	E14	1.5	110	300	2700	≥80	-	50	15000	A+	2
P R50 40 36° 2.6 W/2700K E14	4058075263901	40	E14	2.6	210	450	2700	≥80	-	50	15000	A++	2
P R50 60 36° 4.3 W/2700K E14	4058075264663	60	E14	4.3	345	600	2700	≥80	-	50	15000	A+	2

PARATHOM R63 DIM – dimmable¹, 36°, 220-240V, 60W-Replacement											IP20	5 <small>year guarantee</small>	
P R63 60 36° 5.9 W/2700K E27	4058075097100	60	E27	5.9	345	630	2700	≥90	✓	63	25000	A+	3

PARATHOM R63 – 36°, 220-240V, 40W-Replacement/60W-Replacement											IP20	4 <small>year guarantee</small>	
P R63 40 36° 2.6 W/2700K E27	4058075263949	40	E27	2.6	210	450	2700	≥80	-	63	15000	A++	3
P R63 60 36° 4.3 W/2700K E27	4058075263963	60	E27	4.3	345	670	2700	≥80	-	63	15000	A+	3

PARATHOM R80 DIM – dimmable¹, 36°, 220-240V, 60W-Replacement/100W-Replacement											IP20	4 <small>year guarantee</small>	
P R80 60 36° 5.9 W/2700K E27	4058075097308	60	E27	5.9	345	630	2700	≥90	✓	80	15000	A+	4
P R80 100 36° 9.6 W/2700K E27	4058075097186	100	E27	9.6	670	1130	2700	≥80	✓	80	25000	A+	4

PARATHOM R80 – 36°, 220-240V, 60W-Replacement/100W-Replacement											IP20	4 <small>year guarantee</small>	
P R80 60 36° 4.3 W/2700K E27	4058075264595	60	E27	4.3	345	670	2700	≥80	-	80	15000	A+	4
P R80 100 36° 9.1 W/2700K E27	4058075264649	100	E27	9.1	670	1340	2700	≥80	-	80	15000	A+	4

- Very long lifetime of up to 25,000 h
- Low energy consumption
- Easy replacement of halogen lamps thanks to compact design
- Instant 100 % light, no warm-up time

¹ LED lamps can be operated with a wide variety of commercially available dimmers; details and results of compatibility tests can be seen at www.ledvance.com/dim and in the additional technical product information sheets linked there | ² L70/B50 | ³ Energy efficiency class (EEC) on a scale of A++ (highest efficiency) to E (lowest efficiency) | ⁴ You will find further information and the exact guarantee terms and conditions at www.ledvance.com/guarantee



PARATHOM PAR20/30/38 - LED reflector lamps with retrofit screw base

Product name	GTIN (EAN)	w	W	Im	cd	K	Ra	1	2	3	4	5	6	7	8	9	10	11	12	13	14	15
PARATHOM PAR20 DIM – dimmable¹, 36°, 220-240V, 50W-Replacement																						
P PAR 20 50 36° 5 W/2700K E27	4058075264267	50	E27	5	345	800	2700	≥90	✓	63	25000	A+	1	IP20	5							
PARATHOM PAR30 DIM – dimmable¹, 36°, 220-240V, 75W-Replacement																						
P PAR 30 75 36° 10 W/2700K E27	4058075264304	75	E27	10	633	1600	2700	≥90	✓	95	25000	A	2	IP20	5							
PARATHOM PAR38 DIM – dimmable¹, 30°, 220-240V, 120W-Replacement																						
P PAR 38 120 30° 12.5 W/2700K E27	4058075264083	120	E27	12.5	1035	2600	2700	≥80	✓	120	25000	A+	3	IP65	5							
PARATHOM PAR38 – 0°–15°–30°, 220-240V, 120W-Replacement																						
P PAR 38 13 W/ E27	4058075117174	-	E27	13	300	-	-	-	-	122	25000	-	4	IP65	4							
P PAR 38 120 15° 12.5 W/2700K E27	4058075264069	120	E27	12.5	1035	4500	2700	≥80	-	120	25000	A+	5									
P PAR 38 120 30° 12.5 W/2700K E27	4058075264106	120	E27	12.5	1035	2600	2700	≥80	-	120	25000	A+	3									

- Low energy consumption
- Easy replacement of halogen lamps thanks to compact design
- Instant 100 % light, no warm-up time

¹ LED lamps can be operated with a wide variety of commercially available dimmers; details and results of compatibility tests can be seen at www.ledvance.com/dim and in the additional technical product information sheets linked there | ² L70/B50 | ³ Energy efficiency class (EEC) on a scale of A++ (highest efficiency) to E (lowest efficiency) | ⁴ You will find further information and the exact guarantee terms and conditions at www.ledvance.com/guarantee

PARATHOM GLOWdim⁵ - LED reflector lamps with GLOWdim effect

Product name	GTIN (EAN)	wΔW	Σ	W	lm	K	Ra	1	∅ _d (mm)	t _h	2	3	Light No.			
PARATHOM PAR16 GLOWdim – dimmable¹, 36°, 220-240V, 50W-Replacement													IP20	5	4	
P PAR16 GLdim 50 36° 4.6 W/2700K GU10	4058075105379	50	GU10	4.6	350	2700	≥80	✓	50	25000	A+	1	1			
PARATHOM MR16 GLOWdim – dimmable¹, 36°, 12V⁵, 35W-Replacement													IP20	5	4	
P MR16 35 36° 5.2 W/2700K GU5.3	4058075105355	35	GU5.3	5.2	350	2700	≥80	✓	50	25000	A+	2	2			
PARATHOM PRO LEDspot 111 – dimmable¹, 24°–40°, 12V⁵, 50W-Replacement													CRI 90	IP20	5	4
SST AR111 50 24° 12 W/2700K G53 GLOWdim	4058075104891	50	G53	12	650	2700	≥90	✓	111	40000	A	3	3			
SST AR111 50 40° 12 W/2700K G53 GLOWdim	4058075104952	50	G53	12	650	2700	≥90	✓	111	40000	A	3	3			

- Provides an especially warm light when dimmed down
- Directly controllable via dimmer, no remote control required
- Can be easily combined with other GLOWdim products in one application
- Very long lifetime of up to 25,000 h

¹ LED lamps can be operated with a wide variety of commercially available dimmers; details and results of compatibility tests can be seen at www.ledvance.com/dim and in the additional technical product information sheets linked there | ² L70/B50 | ³ Energy efficiency class (EEC) on a scale of A++ (highest efficiency) to E (lowest efficiency) | ⁴ You will find further information and the exact guarantee terms and conditions at www.ledvance.com/guarantee | ⁵ Compatible with many commercially available electronic switchgear devices. Details can be seen at www.ledvance.com/low-voltage-led-lamps



LED RELAX and ACTIVE - LED lamps with two light colors in one lamp

Product name	GTIN (EAN)	wΔW	≡	W	lm	K	Ra	∅ (mm)	t _h ¹	IP ²	No. ³
LED RELAX and ACTIVE CLASSIC A – 60W-Replacement										IP20	4
SST CLAS A 60 FIL 7 W/2700K E27	4058075114180	60	E27	7	806	2700	≥80	60	15000	A++	1
LED RELAX and ACTIVE CLASSIC B – 40W-Replacement										IP20	4
SST CLAS B 40 CL 4 W/2700K E14	4058075114241	40	E14	4	470	2700	≥80	35	15000	A++	2
LED RELAX and ACTIVE CLASSIC P – 40W-Replacement										IP20	4
SST CLAS P 40 CL 4 W/2700K E14	4058075114340	40	E14	4	470	2700	≥80	45	15000	A++	3
LED RELAX and ACTIVE PAR16 – 36°, 220-240V, 50W-Replacement										IP20	4
SST Active & Relax PAR 16 50 36° 5.2 W/2700K GU10	4058075105638	50	GU10	5.2	350	2700	≥80	50	15000	A+	4

- Creates individual atmospheres: Warm White to relax, Cool White for activity
- Easy change of color temperature with double click of wall switch
- Always fitting light due to two light colors in one lamp: Warm White and Cool White
- Supports the biorhythm through activating and relaxing light color

¹ L70/B50 | ² Energy efficiency class (EEC) on a scale of A++ (highest efficiency) to E (lowest efficiency) | ³ You will find further information and the exact guarantee terms and conditions at www.ledvance.com/guarantee



PARATHOM DAYLIGHT SENSOR CLASSIC A - Special LED lamps with daylight sensor, classic bulb shape

Product name	GTIN (EAN)	w	W	lm	K	Ra	Ø d (mm)	t(h) ¹	Energy efficiency class ²	Light No.
--------------	------------	---	---	----	---	----	----------	-------------------	--------------------------------------	-----------

PARATHOM DAYLIGHT SENSOR CLASSIC A – 40W-Replacement/60W-Replacement											IP20
P CLAS A 40 4 W/4000K E27	4058075162266	40	E27	4	470	4000	≥80	60	15000	A++	1
P CLAS A 60 FR 9 W/2700K E27	4058075303485	60	E27	9	806	2700	≥80	60	25000	A+	2
P CLAS A 60 6.5 W/4000K E27	4058075162228	60	E27	6.5	806	4000	≥80	60	15000	A++	1

- Short payback period thanks to low energy consumption and maintenance costs
- Energy-saving lighting solution thanks to automatic switch off at daylight
- Safety through automatic switch-on at darkness
- Very long lifetime of up to 25,000 h

LED Retrofit RGBW lamps with remote control

Product name	GTIN (EAN)	w	W	lm	K	Ra	Ø d (mm)	t(h) ¹	Energy efficiency class ²	Light No.
--------------	------------	---	---	----	---	----	----------	-------------------	--------------------------------------	-----------

LED Retrofit RGBW lamps with remote control – 40W-Replacement											IP20	4 year guarantee ³
ECO CLAS B 5.5 W/2700K E14 FR	4058075144309	40	E14	5.5	470	2700	≥80	37	25000	A+	3	
LED Retrofit RGBW lamps with remote control – 60W-Replacement											IP20	4 year guarantee ³
ST CLAS A 60 FR 9 W/2700K E27	4058075045675	60	E27	9	806	2700	≥80	60	25000	A+	4	
LED Retrofit RGBW lamps with remote control – 25W-Replacement											IP20	4 year guarantee ³
PAR16 25 120° 4.5 W/2700K GU10 FR	4058075045750	25	GU10	4.5	250	2700	≥80	50	25000	A	5	

- Easy installation
- Up to 80 % less energy consumption compared with ordinary light bulbs
- Individual control
- No app or smartphone required to control the lamp

¹ L70/B50 | ² Energy efficiency class (EEC) on a scale of A++ (highest efficiency) to E (lowest efficiency) | ³ You will find further information and the exact guarantee terms and conditions at www.ledvance.com/guarantee



LED THREE STEP DIM - LED lamps with three-step dimming

Product name	GTIN (EAN)	wΔW	⊘	W	lm	K	Ra	∅ _d (mm)	t _h ¹	IP ₂₀ ²	No. ³
LED THREE STEP DIM CLASSIC A – 60W-Replacement										IP20	4
SST CLAS A 60 6.5 W/2700K E27	4058075269743	60	E27	6.5	806	2700	≥80	60	15000	A++	1
LED THREE STEP DIM CLASSIC B – 40W-Replacement										IP20	4
SST CLAS B 40 4 W/2700K E14	4058075269767	40	E14	4	470	2700	≥80	35	20000	A++	2
LED THREE STEP DIM CLASSIC P – 40W-Replacement										IP20	4
SST CLAS P 40 4 W/2700K E14	4058075269842	40	E14	4	470	2700	≥80	45	15000	A++	3
LED THREE STEP DIM PAR16 – 36°, 220-240V, 50W-Replacement										IP20	4
SST PAR 16 50 36° 4.4 W/2700K GU10	4058075264243	50	GU10	4.4	350	2700	≥80	50	15000	A+	4

- Easy three-step dimming by repeatedly pressing the wall switch
- Easy and cost-effective operation, no dimmer required
- Low energy consumption
- Easy relamping thanks to compact design

LED STAR+ CLASSIC - LED lamps with HD light

Product name	GTIN (EAN)	wΔW	⊘	W	lm	K	Ra	∅ _d (mm)	t _h ¹	IP ₂₀ ²	No. ³
LED STAR+ CLASSIC A – 60W-Replacement										IP20	4
LED STAR CLAS A 60 7.5 W/2700K E27	4058075813670	60	E27	7.5	806	2700	≥90	60	15000	A+	5
LED STAR+ CLASSIC B – 40W-Replacement										IP20	4
ST CLAS B 40 5 W/2700K E14	4058075813717	40	E14	5	470	2700	≥90	35	15000	A+	6
LED STAR+ CLASSIC P – 40W-Replacement										IP20	4
ST CLAS P 40 5 W/2700K E14	4058075813694	40	E14	5	470	2700	≥90	45	15000	A+	7

- Long lifetime of up to 15,000 h
- Low energy consumption
- Easy relamping thanks to compact design
- Instant 100 % light, no warm-up time

¹ L70/B50 | ² Energy efficiency class (EEC) on a scale of A++ (highest efficiency) to E (lowest efficiency) | ³ You will find further information and the exact guarantee terms and conditions at www.ledvance.com/guarantee

OUR NEW PRODUCT RANGE – ONE PORTFOLIO AND MANY GOOD REASONS

Why do lighting professionals and retail customers opt for LEDVANCE? Because we are one of the world's leading providers of general lighting – with more than 100 years of experience. Because we can offer our customers a comprehensive portfolio of LED luminaires, LED lamps, LED strip systems and traditional lamps under one roof. And because our product range allows us to create tailored lighting solutions – from shops to industrial lighting.



LED LUMINAIRES

Reliable performance, functional use: With three light distributions, the new high-performance Floodlight Performance, for example, ensures optimum individual illumination. The dimmable Tracklight Spot Zoom with manual zoom lens is

a versatile spotlight solution for a host of different shop applications. Meanwhile, the Panel Direct/Indirect offers enhanced comfort in offices thanks to its ideal mix of direct and indirect light.



LED LAMPS

With the new range of LED lamps under the OSRAM brand, LEDVANCE offers lighting solutions that are both clever and user friendly. In the LED tube range, for example, the new SubstiTUBE® T5 Universal impresses as an energy-efficient all-in-one innovation. New additions to the LED special lamp range, such as the SPECIAL T SLIM 60 or the new HQI LED HIGHBAY, make the switch to LED even easier now. And the Vintage Edition 1906 with its eclectic design creates atmospheric light in the new smoked glass model too.

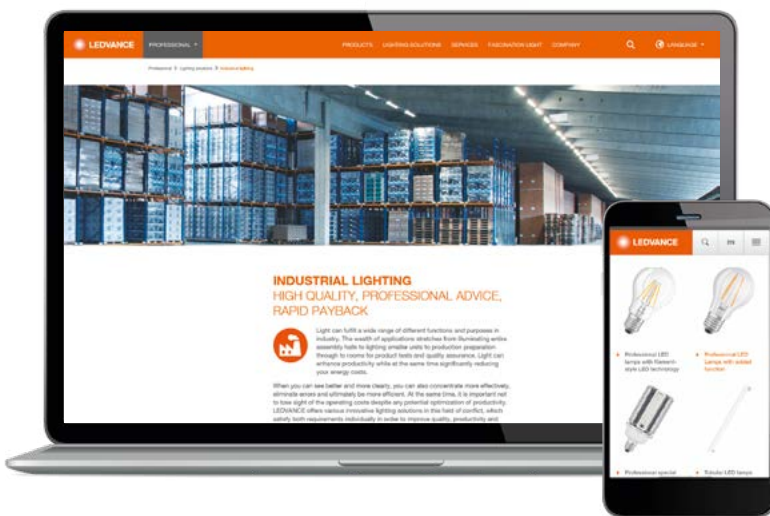


LED STRIP SYSTEMS

The new LEDVANCE LED Strip System includes drivers, profiles and accessories in addition to LED strips. The LED strips impress thanks to their long lifespan, low maintenance costs and high colour rendering index of up to CRI 90. In addition, the portfolio allows tailored use in ambient, cove and general lighting based on three application-related quality levels, five light colours and a broad range of luminous flux levels.

ALWAYS AND EVERYWHERE: THE ONLINE PORTAL WITH A WEALTH OF INFORMATION, ADVICE AND SPECIALIST KNOWLEDGE

Are you looking for information about our products and services? LEDVANCE keeps you up to date always: from locally in wholesale to our sales employees or our customer service centre (e-mail: kundenservice@ledvance.com). You will find an overview here of our competencies, databases and tools.



► THE PRODUCT PORTFOLIO FILTERED TO PERFECTION

Type of base, light colour, colour rendering – use our online filter for targeted searches in our LED lamp portfolio: ledvance.com/led-lamps

► REFERENCES PROVIDE INSPIRATION

A selection of some top lighting projects can be found at: ledvance.com/projects

► LEDVANCE SERVICE-PLUS

Our specialised sales department supports and advises our commercial end customers – in person too. Find out all you need to know here: ledvance.com/vam

► DOWNLOAD CENTRE

Catalogues, compatibility overviews, brochures, and much more are available for you in our download centre: ledvance.com/download

► OUR TOOLS FOR YOU

From the LED strip system configurator to the TCO calculator, you will find all the practical tools you need at: ledvance.com/tools

► SERVICE AT A GLANCE

You will find a summary of all of our service offerings at a glance here: ledvance.com/services

NEW: THE ONLINE TRAINING PLATFORM

A host of application-oriented eLearnings for professional users, practical tips concerning installation, integrated standards check, planning tips, and much more.

Register and find out more at training.ledvance.com



FAST LIGHT CALCULATOR

The light calculation tool – calculate your LED lamp requirement really conveniently, taking account of relevant parameters such as room size or reflection level.¹ Available directly in the e-catalog!

LIGHT CALCULATION WITH DIALUX AND RELUX

DIALux and RELUX users can now also integrate LEDVANCE products really easily into their lighting planning. We also support users through consultancy, calculation and after-sales support.

¹ The Fast Light Calculator is not intended to replace comprehensive, expertly executed light planning with DIALux, RELUX or another professional light planning software. The light distribution of a LED lamp can be influenced by a luminaire.

ABOUT LEDVANCE

With offices in more than 50 countries and business activities in more than 140 countries, LEDVANCE is one of the world's leading general lighting providers for professional users and end consumers. Having emerged from the general lighting business of OSRAM GmbH, LEDVANCE offers a wide-ranging assortment of LED luminaires for a broad spectrum of application areas, intelligent lighting products for Smart Homes and Buildings, one of the largest LED lamps portfolios in the industry as well as traditional light sources.



LEDVANCE

Customer Service Centre:
kundenservice@ledvance.com

Germany:
Phone: +49 89 780673-660
Fax: +49 89 780670-665

LEDVANCE GmbH
Parkring 29–33
85748 Garching
Germany
LEDVANCE.COM

LEDVANCE is the expert partner for installers and lighting professionals. Our product portfolio includes a broad range of innovative LED lamps in outstanding brand quality to complement our extensive range of luminaires. You will find more information on our lamp and service offering online at www.ledvance.com



Partner:



LEDVANCE is the licensee of product trademark OSRAM in general lighting

LEDVANCE.COM

