



design<sup>®</sup>  
for the  
people

nordlux<sup>®</sup>

lighting collection  
2014 / 2015





design<sup>®</sup>  
for the  
people

nordlux<sup>®</sup>

**Cherished design** | A lamp is not just a lamp. It draws us together. Accentuates architecture. Brings joy. And attracts attention - year after year. At Nordlux, we create products that are easy to fall in love with. Products that do not become any less treasured, the more you look at them. That's how it is with stylish design: it only becomes more pleasing.

**Design for the people** | Behind our products are a number of recognised Danish designers committed to creating lamps where beauty and functionality go hand in hand: at a price that's easy to digest. We call this "design for the people": because everyone has a right to stylish design.

**Global growth** | Nordlux is a Danish supplier, but we have the whole world as our workplace. Today, the majority of our exports go to Scandinavia, Germany, France and the UK. Most recently, we have also started sales in China. This means that we now export to more than 30 countries.

**Chimes of success** | Global demand doesn't just come out of nowhere: crucial to our prosperity is the team behind it all. Both designers and employees work hard, day in and day out, to bring the vision of "design for the people" to life. Stylish design can only be successful through our joint efforts.





design<sup>®</sup>  
for the  
people

nordlux<sup>®</sup>

**Elskeligt design** | En lampe er ikke bare en lampe. Den samler. Fremhæver arkitektur. Skaber glæde. Og tiltrækker opmærksom - år efter år. Hos Nordlux skaber vi produkter, der er lette at forelske sig i. Produkter man kan blive ved med at kigge på og stadig bevare kærligheden til. Sådan er det nemlig med tidløst design. Man bliver kun gladere og gladere for det.

**Design for the people** | Bag vores produkter står en række anerkendte danske designere, som stræber efter at skabe lamper, der får skønhed og funktionalitet til at gå hånd i hånd. Og til en pris, der er til at forstå. Vi kalder det "design for the people". Fordi alle har ret til fedt design.

**Globalt vokseværk** | Nordlux er en dansk leverandør, men vi har hele verden som arbejdsplads. I dag går hoveddelen af vores eksport til Skandinavien, Tyskland, Frankrig og England. Som noget nyt er vi også begyndt at sælge i Kina. Det betyder, at vi nu eksporterer til mere end 30 lande.

**Kimen til succes** | Global efterspørgsel kommer ikke af sig selv. Vores fremgang afhænger i høj grad af det team, der står bag. Både designere og medarbejdere gør hver dag en stor indsats for at gøre visionen om "design for the people" levende. Det fede design bliver jo kun en succes, når vi løfter i flok.





design<sup>®</sup>  
for the  
people

nordlux<sup>®</sup>

**Design zum Verlieben** | Eine Lampe ist nicht einfach nur eine Lampe. Sie ist ein Akzent. Sie hebt die Architektur hervor. Strahlt gute Stimmung aus. Und sie zieht die Aufmerksamkeit auf sich – jahraus, jahrein. Nordlux kreiert Produkte, die Verlieben leicht machen. Produkte, auf denen der Blick verweilt und die ihre Anziehungskraft nie verlieren. Und genau das ist es, was tolles Design ausmacht. Mit der Zeit wird die Freude daran immer größer.

**Design for the people** | Hinter unseren Produkten steht eine Reihe von renommierten dänischen Designern. Ihr Lampendesign ist von dem Anspruch geprägt, Ästhetik und Funktion zu vereinen. Und das zu einem erschwinglichen Preis. Das nennen wir „Design for the people“. Denn alle haben ein Anrecht auf tolles Design.

**Globales Wachstum** | Nordlux ist ein dänischer Hersteller, unsere Aktivitäten umfassen jedoch die ganze Welt. Derzeit exportieren wir hauptsächlich in andere skandinavische Länder, nach Deutschland, Frankreich und England. Kürzlich haben wir auch in China mit dem Verkauf begonnen. Damit exportieren wir jetzt in mehr als 30 Länder.

**Der Kern des Erfolgs** | Die globale Nachfrage kommt nicht von ungefähr. Unser Erfolg wird in hohem Maß von dem Team bestimmt, das hinter unseren Produkten steht. Designer und Mitarbeiter bemühen sich jeden Tag nach Kräften, die Vision „Design for the people“ Wirklichkeit werden zu lassen. Tolles Design ist nämlich nur dann erfolgreich, wenn alle gemeinsam dazu beitragen.







design<sup>®</sup>  
for the  
people

nordlux<sup>®</sup>

**Un design que l'on aime** | Une lampe n'est pas simplement une lampe. Elle rassemble, souligne l'architecture, crée de la joie et attire l'attention année après année. Chez Nordlux, nous produisons des produits dont on tombe vite amoureux. Des produits que l'on ne cesse pas de regarder et que l'on continue à aimer. C'est aussi simple que cela avec un beau design. On en est de plus en plus heureux.

**Design for the people** | Derrière nos produits, on trouve un ensemble de designers danois reconnus qui s'efforcent de créer des lampes où beauté et fonctionnalité vont de pair. Et à un prix abordable. Nous l'appelons «design for the people». Car tout le monde a droit à un beau design.

**Un développement mondial** | Nordlux est un fournisseur danois dont le domaine d'activité couvre le monde entier. Aujourd'hui, l'essentiel de nos exportations va en Scandinavie, en Allemagne, en France et en Grande-Bretagne. Nous commençons maintenant à vendre en Chine. Cela signifie que nous exportons désormais vers plus de 30 pays.

**Les graines du succès** | Des exportations au niveau mondial ne vont pas de soi. Notre succès dépend en grande partie de l'équipe qui se trouve derrière. Designers et salariés travaillent, au quotidien, pour donner vie au concept de «design for the people». Un beau design ne peut que déboucher vers le succès lorsque l'on unit ses efforts.





design<sup>®</sup>  
for the  
people

nordlux<sup>®</sup>

**Design värd att älska** | En lampa är inte bara en lampa. Den är pricken över i:et.. Framhäver arkitektur. Skapar glädje. Och drar till sig uppmärksamhet - år efter år. Hos Nordlux skapar vi produkter som det är lätt att förälska sig i. Produkter du kan fortsätta att titta på och fortfarande känna kärlek till. Så är det nämligen med storartad design. Man gillar den allt mer ju längre tiden går.

**Design for the people** | Bakom våra produkter står en rad erkända danska designers, som strävar efter att skapa lampor som får skönhet och funktionalitet att gå hand i hand. Och till ett pris som är rimligt. Vi kallar det "design for the people". Alla har nämligen rätt till storartad design.

**Global växtvärk** | Nordlux är en dansk leverantör, men vi har hela världen som arbetsplats. I dag går merparten av vår export till Skandinavien, Tyskland, Frankrike och England. En nyhet är att vi nu även har börjat sälja i Kina. Det betyder att vi i dagsläget exporterar till fler än 30 länder.

**Fröet till framgång** | Global efterfrågan uppstår inte av sig själv. Vår framgång beror i hög grad på det team som står bakom oss. Både designers och medarbetare gör dagligen en stor insats för att förverkliga visionen om "design for the people". Den storartade designen blir ju bara framgångsrik om vi lyfter tillsammans.



**DESIGNERS 14**

**INDOOR 17**

**OUTDOOR 185**

**ACCESSORIES 262**

Tilbehør | Tillbehör | Zubehör | Accessoires

**SALES DEPARTMENT 270**

Salgsafdeling | Försäljningsavdelning | Verkaufsabteilung | Service des ventes

**MAINTENANCE 272**

Vedligeholdelse | Underhåll | Pflege | Entretien

**SYMBOLS 274**

Symboler | Symboler | Symbole | Symboles

**DEGREE AND PROTECTION 275**

IP Kapslingsklasser | IP kapselklasser | Schutzgrad | Degré de protection

**INDEX 276**

- Alle mål er angivet i centimeter (cm).

- Alla mått är angivna i centimeter (cm).

- Alle Maßangaben sind in Zentimeter (cm).

- The dimensions are stated in centimetre (cm).

- Toutes ces dimensions sont indiquées en centimètres (cm).



KAARE BÆKGAARD



ANDERS G. ELLEGAARD



CARLO VOLF



JØRGEN BUCKWALD



ANTONIO SENA - SEIDENFADEN DESIGN



BØNNELYCKE MDD

At nordlux, we attach great importance to good and rewarding collaboration with designers, in our striving towards both modern and innovative Scandinavian lighting design. We further have the ambition of exploring boundaries for what beautiful design is, minimizing our environmental impact, as well as making it economically possible for more people to buy design lamps. These are some of the challenges, motivating both us and the collaborating designers on a daily basis.

DESIGN



JESPER OLSEN



BJØRN + BALLE





# INDOOR

## DECORATIVE LIGHTING 18

Dekorative serier | Dekorativa serier | Dekorative Beleuchtung | Eclairage décoratif

## PENDANTS 74

Pendler | Pendlar | Pendeln | Suspensions

## TABLE AND FLOOR FITTINGS 123

Bordlamper/Gulvlamper | Bordlampor/ Golvlampor | Tischleuchten/ Stehleuchten | Lampes à poser/ Lampadaire

## SPOTLIGHT 124

Spotserier | Spotserier | Spotserien | Spots

## BATHROOM FITTINGS 136

Badlamper | Badlampor | Badezimmer leuchten | Appliques de salle de bain

## CEILING FITTINGS 150

Plafond | Plafonder | Plafond | Plafonniers

## BUILT IN / ON 164

Ind-/påbygning | Inn-/påbyggnad | Ein-/Aufbau | Spot à encastrer/poser

## LIGHTING FIXTURES 182

Lysstofarmaturer | Lysrörsarmatur | Lichtleisten | Luminaires installés | Sous les armoires



**CULT**

Designed by Bønnelycke mdd

No. 78371003 |

□ | IP20 | Metal | Black

E27 | Max. 60W | Excl. light source

Adjustable



**CULT**

Designed by Bønnelycke mdd

No. 78371010 |

□ | IP20 | Metal | Grey

E27 | Max. 60W | Excl. light source

Adjustable



**CULT**

Designed by Bønnelycke mdd

No. 78385003 |

□ | IP20 | Metal | Black

E27 | Max. 60W | Excl. light source

Adjustable | Table clamp included



**CULT**

Designed by Bønnelycke mdd

No. 78385010 |

□ | IP20 | Metal | Grey

E27 | Max. 60W | Excl. light source

Adjustable | Table clamp included










**NEXUS 10 4-SET**


Designed by Bønnelycke mdd

No. 77233033 |  330 Lumen  
 ⊕ | IP20 | Metal | Plastic | Chrome  
 GU10 | Max. 4x8W SMD LED | Incl. 4x3W GU10  
 Incl. Railing



**NEXUS 20 3-SET**

Designed by Bønnelycke mdd

No. 77243032 |   
 ⊕ | IP20 | Metal | Plastic | Brushed steel  
 E27 | Max. 3x40W | Excl. light source  
 Incl. Railing





**NEXUS 10**

Designed by Bønnelycke mdd

No. 77253001 | | 220 Lumen

□ | IP20 | Metal | Plastic | White

GU10 LED | Max. 6W SMD LED | Incl. 3W SMD LED



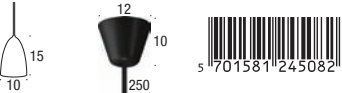
**NEXUS 10**

Designed by Bønnelycke mdd

No. 77253003 | | 220 Lumen

□ | IP20 | Metal | Plastic | Black

GU10 LED | Max. 6W SMD LED | Incl. 3W SMD LED



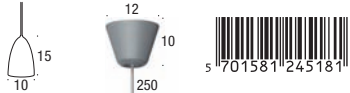
**NEXUS 10**

Designed by Bønnelycke mdd

No. 77253010 | | 220 Lumen

□ | IP20 | Metal | Plastic | Grey

GU10 LED | Max. 6W SMD LED | Incl. 3W SMD LED



**NEXUS 10**

Designed by Bønnelycke mdd

No. 77253032 | | 220 Lumen

□ | IP20 | Metal | Plastic | Brushed steel

GU10 LED | Max. 6W SMD LED | Incl. 3W SMD LED



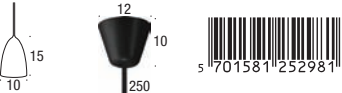
**NEXUS 10**

Designed by Bønnelycke mdd

No. 77253033 | | 220 Lumen

□ | IP20 | Metal | Plastic | Chrome

GU10 LED | Max. 6W SMD LED | Incl. 3W SMD LED











**NEXUS 20**

Designed by Bønnelycke mdd

No. 77263001 |

□ | IP20 | Metal | Plastic | White  
E27 | Max. 40W | Excl. light source



**NEXUS 20**

Designed by Bønnelycke mdd

No. 77263003 |

□ | IP20 | Metal | Plastic | Black  
E27 | Max. 40W | Excl. light source

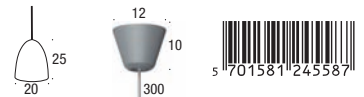


**NEXUS 20**

Designed by Bønnelycke mdd

No. 77263010 |

□ | IP20 | Metal | Plastic | Grey  
E27 | Max. 40W | Excl. light source



**NEXUS 20**

Designed by Bønnelycke mdd

No. 77263032 |

□ | IP20 | Metal | Plastic | Brushed steel  
E27 | Max. 40W | Excl. light source



**NEXUS 20**

Designed by Bønnelycke mdd

No. 77263033 |

□ | IP20 | Metal | Plastic | Chrome  
E27 | Max. 40W | Excl. light source





### NEXUS

Designed by Bønnelycke mdd

No. 77271001 | | 220 Lumen

□ | IP20 | Metal | Plastic | White

GU10 LED | Max. 6W SMD LED | Incl. 3W SMD LED

Adjustable 90°



### NEXUS

Designed by Bønnelycke mdd

No. 77271003 | | 220 Lumen

□ | IP20 | Metal | Plastic | Black

GU10 LED | Max. 6W SMD LED | Incl. 3W SMD LED

Adjustable 90°



### NEXUS

Designed by Bønnelycke mdd

No. 77271010 | | 220 Lumen

□ | IP20 | Metal | Plastic | Grey

GU10 LED | Max. 6W SMD LED | Incl. 3W SMD LED

Adjustable 90°



### NEXUS

Designed by Bønnelycke mdd

No. 77271032 | | 220 Lumen

□ | IP20 | Metal | Plastic | Brushed steel

GU10 LED | Max. 6W SMD LED | Incl. 3W SMD LED

Adjustable 90°



### NEXUS

Designed by Bønnelycke mdd

No. 77271033 | | 220 Lumen

□ | IP20 | Metal | Plastic | Chrome

GU10 LED | Max. 6W SMD LED | Incl. 3W SMD LED

Adjustable 90°









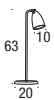
**NEXUS**

Designed by Bønnelycke mdd

No. 77285001 | | 220 Lumen

☐ | IP20 | Metal | Plastic | White

GU10 LED | Max. 6W SMD LED | Incl. 3W SMD LED



**NEXUS**

Designed by Bønnelycke mdd

No. 77285003 | | 220 Lumen

☐ | IP20 | Metal | Plastic | Black

GU10 LED | Max. 6W SMD LED | Incl. 3W SMD LED



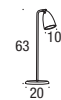
**NEXUS**

Designed by Bønnelycke mdd

No. 77285010 | | 220 Lumen

☐ | IP20 | Metal | Plastic | Grey

GU10 LED | Max. 6W SMD LED | Incl. 3W SMD LED



**NEXUS**

Designed by Bønnelycke mdd

No. 77285032 | | 220 Lumen

☐ | IP20 | Metal | Plastic | Brushed steel

GU10 LED | Max. 6W SMD LED | Incl. 3W SMD LED

Adjustable 90°



**NEXUS**

Designed by Bønnelycke mdd

No. 77285033 | | 220 Lumen

☐ | IP20 | Metal | Plastic | Chrome

GU10 LED | Max. 6W SMD LED | Incl. 3W SMD LED





### NEXUS

Designed by Bønnelycke mdd

No. 77294001 | | 220 Lumen

□ | IP20 | Metal | Plastic | White

GU10 LED | Max. 6W SMD LED | Incl. 3W SMD LED



### NEXUS

Designed by Bønnelycke mdd

No. 77294003 | | 220 Lumen

□ | IP20 | Metal | Plastic | Black

GU10 LED | Max. 6W SMD LED | Incl. 3W SMD LED



### NEXUS

Designed by Bønnelycke mdd

No. 77294010 | | 220 Lumen

□ | IP20 | Metal | Plastic | Grey

GU10 LED | Max. 6W SMD LED | Incl. 3W SMD LED



### NEXUS

Designed by Bønnelycke mdd

No. 77294032 | | 220 Lumen

□ | IP20 | Metal | Plastic | Brushed steel

GU10 LED | Max. 6W SMD LED | Incl. 3W SMD LED



### NEXUS

Designed by Bønnelycke mdd

No. 77294033 | | 220 Lumen

□ | IP20 | Metal | Plastic | Chrome

GU10 LED | Max. 6W SMD LED | Incl. 3W SMD LED







**ARLES**

Designed by Bønnelycke mdd

No. 63251001 | | 295 Lumen  
IP20 | Metal | Plastic | White  
LED | Fixed 3W LED light source



**ARLES**

Designed by Bønnelycke mdd

No. 63251003 | | 295 Lumen  
IP20 | Metal | Plastic | Black  
LED | Fixed 3W LED light source



**ARLES**

Designed by Bønnelycke mdd

No. 63265001 | | 295 Lumen  
IP20 | Metal | Plastic | White  
LED | Fixed 3W LED light source



**ARLES**

Designed by Bønnelycke mdd

No. 63265003 | | 295 Lumen  
IP20 | Metal | Plastic | Black  
LED | Fixed 3W LED light source







**ARLES**

Designed by Bønnelycke mdd

No. 63280001 | | 3x295 Lumen  
 □ | IP20 | Metal | Plastic | White  
 LED | Fixed 3x3W LED light source



**ARLES**

Designed by Bønnelycke mdd

No. 63280003 | | 3x295 Lumen  
 □ | IP20 | Metal | Plastic | Black  
 LED | Fixed 3x3W LED light source



**ARLES**

Designed by Bønnelycke mdd

No. 63270001 | | 3x295 Lumen  
 □ | IP20 | Metal | Plastic | White  
 LED | Fixed 3x3W LED light source



**ARLES**

Designed by Bønnelycke mdd

No. 63270003 | | 3x295 Lumen  
 □ | IP20 | Metal | Plastic | Black  
 LED | Fixed 3x3W LED light source



## RESPECTFULLY YOURS...

### DK

RESPECT, er definitionen på bæredygtig fantasi. Her får man et væld af udtryk i én og samme lampe. Kun fantasien sætter grænser. Serien indeholder 2 størrelser tekstilskærme i hver 8 farver, som man kan matche med enten et pendelophæng, en lampefod til gulvlampe eller til bordlampe. Både gulv- og bordlampe kan justeres i højden. Skærmene er skabt til at blive vippet og drejet. Hermed får lampen sit helt unikke udtryk. Udover den legesyge sammensætning får man også et produkt, der emmer af god samvittighed. Fra design til produktion har en miljøspecialist fulgt med for at sikre, at RESPECT bygger på bæredygtige principper. Derfor er lamperne fremstillet af genbrugsaluminium og skærmene af økologisk bomuld. Alt sammen for at sikre mindst mulig påvirkning af miljøet. Med RESPECT har vi altså skabt et produkt med respekt for forskellighed og miljø. RESPECT er designet af Bønnelycke MDD.

### GB

RESPECT, is the definition of sustainable fantasy. Here you get a world of expressions in one and the same lamp. Only your imagination is the limit. The series consists of textile shades in 2 sizes, each size available in 8 colours, which can be matched either with a pendant suspension, a floor lamp base or table lamp base. The height of both floor lamp and table lamp is adjustable. The shades are designed to be tilted and turned - thus giving the lamp a unique expression. Not only do you get a playful combination, but also a product that exudes good conscience. An environmental expert has monitored the process from design to production in order to ensure that RESPECT is built on sustainable principles. The bases are therefore made of recycled aluminium and the shades - of organic cotton. All put together to ensure the least possible impact on the environment. With RESPECT we have created a product with respect for diversity and the environment. RESPECT is designed by Bønnelycke MDD.

### FR

RESPECT, est la définition de la fantaisie respecte l'environnement. Cette lampe vous donne la possibilité d'un nombre d'expressions différentes. Seule votre imagination en fixera les limites. En effet, cette gamme contient deux dimensions d'abat-jours en textile, chacun dans huit couleurs différentes, que l'on peut, soit combiner avec une suspension, soit avec un pied pour un lampadaire ou une lampe de table. Le lampadaire et la lampe de table peuvent tous les deux être ajustés dans leur hauteur. Les abat-jours sont conçus pour être basculés ou tournés. De cette manière, vous créez une expression unique de votre lampe. Et si un angle devait devenir trop ennuyeux, vous ne faites que tourner un peu l'abat-jour ou choisissez un autre abat-jour. En plus de la possibilité de jouer avec les combinaisons, on aura aussi un produit qui donne bonne conscience. Chaque étape du design jusqu'à la production, a été suivi par un spécialiste de l'environnement afin d'assurer que la lampe RESPECT est fondée sur des principes respectant l'environnement. C'est aussi la raison pour laquelle les lampes sont fabriquées en aluminium recyclé et les abat-jours en coton biologique. Cet ensemble devant protéger l'environnement le plus possible. Avec la gamme RESPECT, nous avons créé un produit respectant la diversité et l'environnement. La gamme RESPECT a été créée par le designer Bønnelycke MDD

### DE

RESPECT ist die Definition für nachhaltige Fantasie. Hier erhält man eine Fülle an Ausdrücken in ein und derselben Leuchte. Nur die Fantasie setzt die Grenzen. Die Serie beinhaltet nämlich Textilschirme in 2 Größen in jeweils 8 Farben, die man entweder mit einer Pendelaufhängung, einem Leuchtenfuß für eine Stehleuchte oder für eine Tischleuchte aufeinander abstimmen kann. Sowohl die Stehleuchte als auch die Tischleuchte können in der Höhe verstellt werden. Die Schirme sind zum Neigen und Drehen vorgesehen. Auf diese Weise sorgen sie nämlich dafür, dass die Leuchte ihren ganz eigenen Ausdruck erhält. Über die verspielte Zusammenstellung hinaus erhält man auch ein Produkt, das ein gutes Gewissen ausstrahlt. Vom Design bis zur Produktion hat uns ein Umweltspezialist begleitet, um sicher zu stellen, dass RESPECT auf nachhaltigen Prinzipien aufbaut. Deshalb werden die Leuchten aus Recycling-Aluminium und die Schirme aus biologischer Baumwolle hergestellt. Alles zusammen, um eine möglichst geringe Belastung der Umwelt zu sichern. Mit RESPECT haben wir also ein Produkt mit Respekt für die Unterschiedlichkeit und für die Umwelt geschaffen. RESPECT wurde von Bønnelycke MDD entworfen.

### SE

RESPECT, definierar hållbar fantasi. Här får man ett hav av olika uttryck i en och samma lampa. Endast fantasin sätter gränser. Serien innehåller textilskärmar i 8 olika färger och i 2 olika storlekar som man kan matcha med antingen en takpendel, en lampfot till golvlampa eller till bordslampa. Både golv- och bordslampa kan höjjusteras. Skärmarna är utformade för att vridas och tippas, genom detta ser de nämligen till att ge lampan sitt helt unika uttryck. Utöver den lekfulla sammansättningen får man även en produkt som osar av gott samvete. Från design till produktion har en miljöspecialist varit delaktig för att säkra att RESPECT bygger på hållbara principer. Därför är lamporna tillverkade av återvunnet aluminium och skärmarna tillverkade av ekologisk bomull – allt för att säkra minsta möjliga åverkan på miljön. Med RESPECT har vi alltså skapat en produkt med respekt för både olikheter och miljö. RESPECT är designad av Bønnelycke MDD.




# RESPECT





**RESPECT 22**

Designed by Bønnelycke mdd

No. 76973201 | 


Metal | Textile | White

Max. 40W | Excl. light source



**RESPECT 22**

Designed by Bønnelycke mdd

No. 76973253 | 


Metal | Textile | Black

Max. 40W | Excl. light source



**RESPECT 22**

Designed by Bønnelycke mdd

No. 76973203 | 


Metal | Textile | White & Black

Max. 40W | Excl. light source



**RESPECT 22**

Designed by Bønnelycke mdd

No. 76973246 | 


Metal | Textile | Denim

Max. 40W | Excl. light source



**RESPECT 22**

Designed by Bønnelycke mdd

No. 76973256 | 

Metal | Textile | Green


Max. 40W | Excl. light source





**RESPECT 22**

Designed by Bønnelycke mdd

No. 76973206 | 


Metal | Textile | Blue

Max. 40W | Excl. light source



**RESPECT 22**

Designed by Bønnelycke mdd

No. 76973207 | 


Metal | Textile | Purple

Max. 40W | Excl. light source



**RESPECT 22**

Designed by Bønnelycke mdd

No. 76973209 | 

Metal | Textile | Multi

Max. 40W | Excl. light source



**RESPECT**

Designed by Bønnelycke mdd

No. 76963029 | 


 IP20 | Metal | Aluminium

E27 | Max. 40W | Excl. light source



**RESPECT FLOOR BASE**

Designed by Bønnelycke mdd

No. 76944029 | 

 IP20 | Metal | Aluminium


E27 | Max. 40W | Excl. light source





**RESPECT 30**

Designed by Bønnelycke mdd

No. 76983201 | 


Metal | Textile | White

Max. 40W | Excl. light source



**RESPECT 30**

Designed by Bønnelycke mdd

No. 76983253 | 


Metal | Textile | Black

Max. 40W | Excl. light source



**RESPECT 30**

Designed by Bønnelycke mdd

No. 76983203 | 


Metal | Textile | White & Black

Max. 40W | Excl. light source



**RESPECT 30**

Designed by Bønnelycke mdd

No. 76983246 | 


Metal | Textile | Denim

Max. 40W | Excl. light source



**RESPECT 30**

Designed by Bønnelycke mdd

No. 76983256 | 

Metal | Textile | Green


Max. 40W | Excl. light source





**RESPECT 30**

Designed by Bønnelycke mdd

No. 76983206 | 


Metal | Textile | Blue

Max. 40W | Excl. light source



**RESPECT 30**

Designed by Bønnelycke mdd

No. 76983207 | 


Metal | Textile | Purple

Max. 40W | Excl. light source



**RESPECT 30**

Designed by Bønnelycke mdd

No. 76983209 | 


Metal | Textile | Multi

Max. 40W | Excl. light source



**RESPECT**

Designed by Bønnelycke mdd

No. 76963029 | 


IP20 | Metal | Aluminium

E27 | Max. 40W | Excl. light source



**RESPECT**

Designed by Bønnelycke mdd

No. 76955029 | 


IP20 | Metal | Aluminium

E27 | Max. 40W | Excl. light source



**RESPECT**

Designed by Bønnelycke mdd

No. 76944029 | 

IP20 | Metal | Aluminium

E27 | Max. 40W | Excl. light source





### ARKI 12

Designed by Bønnelycke mdd

No. 75093001 | | 550 Lumen

□ | IP20 | Metal | White

GU10 | Max. 6W | Incl. 6W LED No. 1354070 Only



### ARKI 12

Designed by Bønnelycke mdd

No. 75093003 | | 550 Lumen

□ | IP20 | Metal | Black

GU10 | Max. 6W | Incl. 6W LED No. 1354070 Only



### ARKI 12

Designed by Bønnelycke mdd

No. 75093023 | | 550 Lumen

□ | IP20 | Metal | Green

GU10 | Max. 6W | Incl. 6W LED No. 1354070 Only



### GU10 6W LED

by Nordlux

No. 1354070 |

550 Lumen | Ra 80

Kelvin 3200



### ARKI 20

Designed by Bønnelycke mdd

No. 75103001 |

□ | IP20 | Metal | White

E27 | Max. 60W | Excl. light source



### ARKI 20

Designed by Bønnelycke mdd

No. 75103003 |

□ | IP20 | Metal | Black

E27 | Max. 60W | Excl. light source







**ARKI**

Designed by Bønnelycke mdd

No. 75145001 |

□ | IP20 | Metal | White

E27 | Max. 60W | Excl. light source

Adjustable | Incl. clamp-, table- and wall fixture



**ARKI**

Designed by Bønnelycke mdd

No. 75145003 |

□ | IP20 | Metal | Black

E27 | Max. 60W | Excl. light source

Adjustable | Incl. clamp-, table- and wall fixture







**MIB 3.5 PENDANT**

Designed by Bønnelycke mdd

No. 74673042 | | 360 Lumen  
 □ | IP20 | Metal | Brushed steel | White  
 LED | Fixed 5W LED light source  
 Adjustable



**MIB 3.5 PENDANT**

Designed by Bønnelycke mdd


No. 74673043 | | 360 Lumen  
 □ | IP20 | Metal | Brass | White  
 LED | Fixed 5W LED light source  
 Adjustable



**MIB 7 PENDANT**

Designed by Bønnelycke mdd

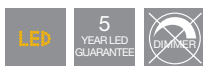
No. 77673001 | | 540 Lumen  
 □ | IP20 | Metal | White  
 LED | Incl. 6W LED  
 Adjustable



**MIB 3.5 PENDANT**

Designed by Bønnelycke mdd

No. 74673044 | | 360 Lumen  
 □ | IP20 | Metal | Brushed steel | Black  
 LED | Fixed 5W LED light source  
 Adjustable



**MIB 3.5 PENDANT**

Designed by Bønnelycke mdd

No. 74673045 | | 360 Lumen  
 □ | IP20 | Metal | Brass | Black  
 LED | Fixed 5W LED light source  
 Adjustable



**MIB 7 PENDANT**

Designed by Bønnelycke mdd

No. 77673003 | | 540 Lumen  
 □ | IP20 | Metal | Black  
 LED | Incl. 6W LED  
 Adjustable





### MIB 3

Designed by Bønnelycke mdd

No. 76681001 | | 180 Lumen  
□ | IP20 | Metal | White | Chrome  
LED | Fixed 3W LED light source  
Adjustable



### MIB 3

Designed by Bønnelycke mdd

No. 76690001 | | 3x180 Lumen  
□ | IP20 | Metal | White  
LED | Fixed 3x3W LED light source  
Adjustable



### MIB 3

Designed by Bønnelycke mdd

No. 76681003 | | 180 Lumen  
□ | IP20 | Metal | Black | Chrome  
LED | Fixed 3W LED light source  
Adjustable



### MIB 3

Designed by Bønnelycke mdd

No. 76690003 | | 3x180 Lumen  
□ | IP20 | Metal | Black  
LED | Fixed 3x3W LED light source  
Adjustable





**MIB 6 PENDANT**

Designed by Bønnelycke mdd

No. 71673001 | | 400 Lumen  
 □ | IP20 | Metal | White  
 GU10 | Max. 35W | Incl. 28W GU10  
 Adjustable



**MIB 6 LINK**

Designed by Bønnelycke mdd

No. 71666001 | | 400 Lumen  
 ⊙ | IP20 | Metal | White  
 GU10 | Max. 35W | Incl. 28W GU10  
 Adjustable



**MIB 6**

Designed by Bønnelycke mdd

No. 71681001 | | 400 Lumen  
 □ | IP20 | Metal | White  
 GU10 | Max. 35W | Incl. 28W GU10



**MIB 6 PENDANT**

Designed by Bønnelycke mdd

No. 71673003 | | 400 Lumen  
 □ | IP20 | Metal | Black  
 GU10 | Max. 35W | Incl. 28W GU10  
 Adjustable



**MIB 6 LINK**

Designed by Bønnelycke mdd

No. 71666003 | | 400 Lumen  
 ⊙ | IP20 | Metal | Black  
 GU10 | Max. 35W | Incl. 28W GU10  
 Adjustable



**MIB 6**

Designed by Bønnelycke mdd

No. 71681003 | | 400 Lumen  
 □ | IP20 | Metal | Black  
 GU10 | Max. 35W | Incl. 28W GU10







**VANILA**

Designed by Kaare Bækgaard

No. 72695001 |

□ | IP20 | Metal | White

E14 | Max. 40W | Excl. light source

Adjustable



**VANILA**

Designed by Kaare Bækgaard

No. 72695003 |

□ | IP20 | Metal | Black

E14 | Max. 40W | Excl. light source

Adjustable



**VANILA**

Designed by Kaare Bækgaard

No. 72695010 |

□ | IP20 | Metal | Grey

E14 | Max. 40W | Excl. light source

Adjustable



**VANILA**

Designed by Kaare Bækgaard

No. 72711001 |

□ | IP20 | Metal | White

E14 | Max. 40W | Excl. light source

Adjustable



**VANILA**

Designed by Kaare Bækgaard

No. 72711003 |

□ | IP20 | Metal | Black

E14 | Max. 40W | Excl. light source

Adjustable



**VANILA**

Designed by Kaare Bækgaard

No. 72711010 |

□ | IP20 | Metal | Grey

E14 | Max. 40W | Excl. light source


Adjustable





### VANILA

Designed by Kaare Bækgaard

No. 72704001 | 

□ | IP20 | Metal | White

E14 | Max. 40W | Excl. light source

Adjustable




5 701581 268173



### VANILA

Designed by Kaare Bækgaard

No. 72704003 | 

□ | IP20 | Metal | Black

E14 | Max. 40W | Excl. light source

Adjustable




5 701581 268272



### VANILA

Designed by Kaare Bækgaard

No. 72704010 | 

□ | IP20 | Metal | Grey

E14 | Max. 40W | Excl. light source

Adjustable



5 701581 278974










**READ 14**

Designed by Kaare Bækgaard

No. 73153001 | 

☐ | IP20 | Metal | White

E14 | Max. 40W | Excl. light source



**READ 14**

Designed by Kaare Bækgaard

No. 73153002 | 


☐ | IP20 | Metal | Red

E14 | Max. 40W | Excl. light source



**READ 14**

Designed by Kaare Bækgaard

No. 73153003 | 


☐ | IP20 | Metal | Black

E14 | Max. 40W | Excl. light source



**READ 20**

Designed by Kaare Bækgaard

No. 73163001 | 


☐ | IP20 | Metal | White

E27 | Max. 60W | Excl. light source



**READ 20**

Designed by Kaare Bækgaard

No. 73163002 | 


☐ | IP20 | Metal | Red

E27 | Max. 60W | Excl. light source



**READ 20**

Designed by Kaare Bækgaard

No. 73163003 | 

☐ | IP20 | Metal | Black

E27 | Max. 60W | Excl. light source





### READ 14

Designed by Kaare Bækgaard

No. 73153010 |



□ | IP20 | Metal | Glass | Opal white  
E14 | Max. 40W | Excl. light source

### READ 20

Designed by Kaare Bækgaard

No. 73163010 |

□ | IP20 | Metal | Glass | Opal white  
E27 | Max. 60W | Excl. light source



### READ 35

Designed by Kaare Bækgaard

No. 73203001 |

□ | IP20 | Metal | White  
E27 | Max. 75W | Excl. light source

### READ 35

Designed by Kaare Bækgaard

No. 73203002 |


□ | IP20 | Metal | Red  
E27 | Max. 75W | Excl. light source

### READ 35

Designed by Kaare Bækgaard

No. 73203003 |

□ | IP20 | Metal | Black  
E27 | Max. 75W | Excl. light source









**READ FLEX**

Designed by Kaare Bækgaard

No. 75301001 |

□ | IP20 | Metal | White

E14 | Max. 40W | Excl. light source

Adjustable



**READ FLEX**

Designed by Kaare Bækgaard

No. 75301003 |

□ | IP20 | Metal | Black

E14 | Max. 40W | Excl. light source

Adjustable



**READ FLEX**

Designed by Kaare Bækgaard

No. 75325001 |

□ | IP20 | Metal | White

E14 | Max. 40W | Excl. light source

Adjustable



**READ FLEX**

Designed by Kaare Bækgaard

No. 75325003 |

□ | IP20 | Metal | Black

E14 | Max. 40W | Excl. light source

Adjustable





### BALI

Designed by Kaare Bækgaard

No. 75261001 | | 248 Lumen

| IP20 | Metal | White

GU10 | Max. 35W | Incl. 28W GU10

Adjustable



### BALI

Designed by Kaare Bækgaard

No. 75261003 | | 248 Lumen

| IP20 | Metal | Black

GU10 | Max. 35W | Incl. 28W GU10

Adjustable



### BALI

Designed by Kaare Bækgaard

No. 75255001 | | 248 Lumen

| IP20 | Metal | White

GU10 | Max. 35W | Incl. 28W GU10

Adjustable



### BALI

Designed by Kaare Bækgaard

No. 75255003 | | 248 Lumen

| IP20 | Metal | Black

GU10 | Max. 35W | Incl. 28W GU10

Adjustable








**SPIRIT**

Designed by Kaare Bækgaard

No. 76861001 | 

□ | IP20 | Chrome | Glass | White


E14 | Max. 40W | Excl. light source

Adjustable



**SPIRIT**

Designed by Kaare Bækgaard

No. 76885001 | 

□ | IP20 | Chrome | Glass | White


E14 | Max. 40W | Excl. light source

Adjustable



**GIBALTAR**

Designed by Kaare Bækgaard

No. 59155101 |  | 586 Lumen

□ | IP20 | Metal | Glass | Brushed steel


G9 | Max. 40W | Incl. 40W G9

Adjustable



**GIBALTAR**

Designed by Kaare Bækgaard

No. 59101101 |  | 586 Lumen

□ | IP20 | Metal | Glass | Brushed steel

G9 | Max. 40W | Incl. 40W G9

Adjustable



**GIBALTAR**

Designed by Kaare Bækgaard

No. 59111101 |  | 2x586 Lumen

□ | IP20 | Metal | Glass | Brushed steel

G9 | Max. 2x40W | Incl. 2x40W G9


Adjustable





**RAY**

by Nordlux


No. 63191033 | 

□ | IP20 | Metal | Glass | Chrome  
E14 | Max. 40W | Excl. light source  
Adjustable



**RAY 2-KIT**

by Nordlux

No. 63233033 | 

□ | IP20 | Metal | Glass | Chrome  
E14 | Max. 2X40W | Excl. light source




**RAY**

by Nordlux

No. 63201033 | 

□ | IP20 | Metal | Glass | Chrome  
E14 | Max. 40W | Excl. light source  
Adjustable




**RAY**

by Nordlux


No. 72224033 | 


⊙ | IP20 | Metal | Glass | Chrome  
E14 | Max. 2X40W | Excl. light source  
Adjustable






**RAY**  
by Nordlux

No. 63214033 |   
□ | IP20 | Metal | Glass | Chrome  
E14 | Max. 40W | Excl. light source  
Adjustable




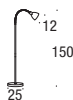
**RAY**  
by Nordlux

No. 63224033 |   
□ | IP20 | Metal | Glass | Chrome  
E14 | Max. 2x40W | Excl. light source  
Adjustable





**RAY**  
by Nordlux

No. 63174033 |   
□ | IP20 | Metal | Glass | Chrome  
E14 | Max. 40W | Excl. light source  
Adjustable



**RAY**  
by Nordlux

No. 63184033 |   
□ | IP20 | Metal | Glass | Chrome  
E14 | Max. 2x40W | Excl. light source  
Adjustable







**MAMBO**

by Nordlux

No. 77711001 | | 180 Lumen  
 □ | IP20 | Metal | Glass | White  
 LED | Fixed 3W LED light source  
 Adjustable

**MAMBO**

by Nordlux

No. 77711003 | | 180 Lumen  
 □ | IP20 | Metal | Glass | Black  
 LED | Incl. Fixed 3W LED light source  
 Adjustable



**MAMBO**

by Nordlux

No. 77711006 | | 180 Lumen  
 □ | IP20 | Metal | Glass | Blue  
 LED | Fixed 3W LED light source  
 Adjustable

**MAMBO**

by Nordlux

No. 77711021 | | 180 Lumen  
 □ | IP20 | Metal | Glass | Rosa  
 LED | Fixed 3W LED light source  
 Adjustable





**MAMBO**

by Nordlux

No. 77725001 | | 180 Lumen  
IP20 | Metal | Glass | White  
LED | Fixed 3W LED light source  
Adjustable



**MAMBO**

by Nordlux

No. 77725003 | | 180 Lumen  
IP20 | Metal | Glass | Black  
LED | Fixed 3W LED light source  
Adjustable



**MAMBO**

by Nordlux

No. 77725006 | | 180 Lumen  
IP20 | Metal | Glass | Blue  
LED | Fixed 3W LED light source  
Adjustable



**MAMBO**

by Nordlux

No. 77725021 | | 180 Lumen  
IP20 | Metal | Glass | Rosa  
LED | Fixed 3W LED light source  
Adjustable





**MAMBO**

by Nordlux

No. 77740001 | | 3x180 Lumen  
 □ | IP20 | Metal | Glass | White  
 LED | Fixed 3x3W LED light source  
 Adjustable

**MAMBO**

by Nordlux

No. 77740003 | | 3x180 Lumen  
 □ | IP20 | Metal | Glass | Black  
 LED | Fixed 3x3W LED light source  
 Adjustable



**MAMBO**

by Nordlux

No. 77740006 | | 3x180 Lumen  
 □ | IP20 | Metal | Glass | Blue  
 LED | Fixed 3x3W LED light source  
 Adjustable

**MAMBO**

by Nordlux

No. 77740021 | | 3x180 Lumen  
 □ | IP20 | Metal | Glass | Rosa  
 LED | Fixed 3x3W LED light source  
 Adjustable





### BREAK

by Nordlux

No. 19861001 |

IP20 | Metal | Textile | Brushed steel

E27 | Max. 40W | Excl. light source

Adjustable



### BREAK

by Nordlux

No. 19861003 |

IP20 | Metal | Textile | Black

E27 | Max. 40W | Excl. light source

Adjustable



### GLITCH

by Nordlux

No. 75511001 |

IP20 | Metal | White

LED | Fixed 3W light source

Adjustable



### BREAK

by Nordlux

No. 19874001 |

IP20 | Metal | Textile | Brushed steel

E27 | Max. 60W | Excl. light source

Adjustable



### BREAK

by Nordlux

No. 19874003 |

IP20 | Metal | Textile | Black

E27 | Max. 60W | Excl. light source

Adjustable



### GLITCH

by Nordlux

No. 75511003 |

IP20 | Metal | Black

LED | Fixed 3W light source

Adjustable











**CYCLONE**

by Nordlux

No. 72991001 |

⊕ | IP20 | Metal | Aluminium | White  
E14 | Max. 40W | Excl. light source



**CYCLONE**

by Nordlux

No. 72991003 |

⊕ | IP20 | Metal | Aluminium | Black  
E14 | Max. 40W | Excl. light source



**CYCLONE**

by Nordlux

No. 72991029 |

⊕ | IP20 | Metal | Aluminium  
E14 | Max. 40W | Excl. light source



**CYCLONE**

by Nordlux

No. 73072001 |

⊕ | IP20 | Metal | Aluminium | White  
E14 | Max. 40W | Excl. light source



**CYCLONE**

by Nordlux

No. 73072003 |

⊕ | IP20 | Metal | Aluminium | Black  
E14 | Max. 40W | Excl. light source



**CYCLONE**

by Nordlux

No. 73072029 |

⊕ | IP20 | Metal | Aluminium | Aluminium  
E14 | Max. 40W | Excl. light source





### CYCLONE

by Nordlux

No. 73065001 |

□ | IP20 | Metal | Aluminium | White  
E14 | Max. 40W | Excl. light source  
Adjustable



### CYCLONE

by Nordlux

No. 73065003 |

□ | IP20 | Metal | Aluminium | Black  
E14 | Max. 40W | Excl. light source  
Adjustable



### CYCLONE

by Nordlux

No. 73065029 |

□ | IP20 | Metal | Aluminium  
E14 | Max. 40W | Excl. light source  
Adjustable

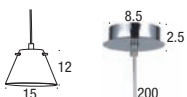


### TRINITY

by Nordlux

No. 73213101 | | 430 Lumen

□ | IP20 | Chrome | Glass | White  
G9 | Max. 40W | Incl. 40W G9



### TRINITY

by Nordlux

No. 73221101 | | 430 Lumen

□ | IP20 | Chrome | Glass | White  
G9 | Max. 40W | Incl. 40W G9



### TRINITY

by Nordlux

No. 73235101 |

□ | IP20 | Metal | Chrome | White  
G9 | Max. 40W | Incl. 40W G9







**MENTO**

by Nordlux

No. 75582001 | | 130 Lumen  
□ | IP20 | Metal | White  
LED | Fixed 3W Diode light source  
Adjustable



**MENTO**

by Nordlux

No. 75582003 | | 130 Lumen  
□ | IP20 | Metal | Black  
LED | Fixed 3W Diode light source  
Adjustable



**MENTO**

by Nordlux

No. 75582023 | | 130 Lumen  
□ | IP20 | Metal | Green  
LED | Fixed 3W Diode light source  
Adjustable



**MENTO**

by Nordlux

No. 75582033 | | 130 Lumen  
□ | IP20 | Metal | Chrome  
LED | Fixed 3W Diode light source  
Adjustable





**MENTO**

by Nordlux

No. 75531001 | | 130 Lumen  
 | IP20 | Metal | White  
LED | Fixed 3W Diode light source  
Adjustable



**MENTO**

by Nordlux

No. 75531003 | | 130 Lumen  
 | IP20 | Metal | Black  
LED | Fixed 3W Diode light source  
Adjustable



**MENTO**

by Nordlux

No. 75531023 | | 130 Lumen  
 | IP20 | Metal | Green  
LED | Fixed 3W Diode light source  
Adjustable



**MENTO**

by Nordlux

No. 75531033 | | 130 Lumen  
 | IP20 | Metal | Chrome  
LED | Fixed 3W Diode light source  
Adjustable





### MENTO

by Nordlux

No. 75525001 | | 130 Lumen  
□ | IP20 | Metal | White  
LED | Fixed 3W Diode light source  
Adjustable



### MENTO

by Nordlux

No. 75525003 | | 130 Lumen  
□ | IP20 | Metal | Black  
LED | Fixed 3W Diode light source  
Adjustable



### MENTO

by Nordlux

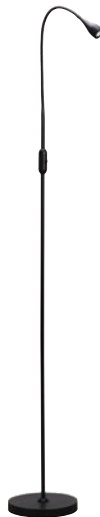
No. 75525023 | | 130 Lumen  
□ | IP20 | Metal | Green  
LED | Fixed 3W Diode light source  
Adjustable



### MENTO

by Nordlux

No. 75594001 | | 130 Lumen  
□ | IP20 | Metal | White  
LED | Fixed 3W Diode light source  
Adjustable



### MENTO

by Nordlux

No. 75594003 | | 130 Lumen  
□ | IP20 | Metal | Black  
LED | Fixed 3W Diode light source  
Adjustable



### MENTO

by Nordlux

No. 75594033 | | 130 Lumen  
□ | IP20 | Metal | Chrome  
LED | Fixed 3W Diode light source  
Adjustable





INDOOR



LED	5 YEAR LED GUARANTEE	180 CM
-----	----------------------------	--------

**MENTO**

by Nordlux

No. 75525033 |  | 130 Lumen

 | IP20 | Metal | Chrome

LED | Fixed 3W Diode light source

Adjustable







**FLOAT 39**

Designed by Bjørn + Balle

No. 78223030 |

☐ | IP20 | Oiled Walnut | Brushed Copper  
E27 | Max. 60W | Excl. light source



**FLOAT 27**

Designed by Bjørn + Balle

No. 78213030 |

☐ | IP20 | Oiled Walnut | Brushed Copper  
E27 | Max. 60W | Excl. light source



**FLOAT 18**

Designed by Bjørn + Balle

No. 78203030 |

☐ | IP20 | Oiled Walnut | Brushed Copper  
E27 | Max. 60W | Excl. light source



**FLOAT 39**

Designed by Bjørn + Balle

No. 78223032 |

☐ | IP20 | Oiled Walnut | Brushed Steel  
E27 | Max. 60W | Excl. light source



**FLOAT 27**

Designed by Bjørn + Balle

No. 78213032 |

☐ | IP20 | Oiled Walnut | Brushed Steel  
E27 | Max. 60W | Excl. light source



**FLOAT 18**

Designed by Bjørn + Balle

No. 78203032 |

☐ | IP20 | Oiled Walnut | Brushed Steel  
E27 | Max. 60W | Excl. light source






NEW

### BLOOM 29

Designed by Bjørn + Balle

No. 78183030 | 


□ | IP20 | Metal | Glass | Brushed Copper/Steel  
E27 | Max. 40W | Excl. light source



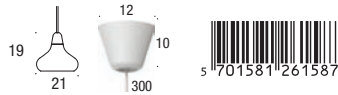
NEW

### BLOOM 21

Designed by Bjørn + Balle

No. 78173030 | 


□ | IP20 | Metal | Glass | Brushed Copper/Steel  
E27 | Max. 40W | Excl. light source



NEW

### BLOOM 16

Designed by Bjørn + Balle

No. 78163030 | 

□ | IP20 | Metal | Glass | Brushed Copper/Steel  
E27 | Max. 40W | Excl. light source



**INCLUSIVE TWO DIFFERENT  
TOPS IN BRUSHED COPPER  
AND BRUSHED STEEL**







**KARMA 20**

Designed by Seidenfaden

No. 78343012 |

☐ | IP20 | Oiled Walnut | Glass | Sanded  
E27 | Max. 40W | Excl. light source

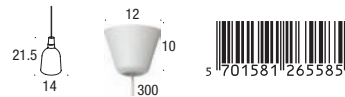


**KARMA 14**

Designed by Seidenfaden

No. 78333012 |

☐ | IP20 | Oiled Walnut | Glass | Sanded  
E14 | Max. 40W | Excl. light source



**KARMA SUSPENSION E27**

Designed by Seidenfaden

No. 78433049 |

☐ | IP20 | Oiled Walnut | Textile  
E27 | Max. 40W | Excl. light source



**KARMA 20**

Designed by Seidenfaden

No. 78343001 |

☐ | IP20 | Oiled Walnut | Metal | White  
E27 | Max. 40W | Excl. light source



**KARMA 14**

Designed by Seidenfaden

No. 78333001 |

☐ | IP20 | Oiled Walnut | Metal | White  
E14 | Max. 40W | Excl. light source



**BEAM E27 40W CLEAR**

by Nordlux

No. 1392070 |

80 Lumen | Ra 100  
Kelvin 2300





**PURE**

Designed by Bønnelycke mdd

No. 78283001 |

☐ | IP20 | Metal | Oiled Walnut | White

E27 | Max. 40W | Excl. light source

**PURE**

Designed by Bønnelycke mdd

No. 78283003 |

☐ | IP20 | Metal | Oiled Walnut | Black

E27 | Max. 40W | Excl. light source


**PURE**

Designed by Bønnelycke mdd

No. 78283011 |

☐ | IP20 | Metal | Oiled Walnut | Grey

E27 | Max. 40W | Excl. light source













NEW

**MOTION 50**

Designed by Bønnelycke mdd

No. 78313001 | 


 | IP20 | Metal | Polycarbonate | Acryl  
E27 | Max. 75W | Excl. light source




NEW

**MOTION 35**

Designed by Bønnelycke mdd

No. 78303001 | 

 | IP20 | Metal | Polycarbonate | Acryl  
E27 | Max. 75W | Excl. light source





NEW

**MYSTIC 33**

Designed by Bønnelycke mdd

No. 78263001 |   
 | IP20 | Metal | White  
E27 | Max. 60W | Excl. light source



NEW

**MYSTIC 20**

Designed by Bønnelycke mdd

No. 78253001 |   
 | IP20 | Metal | White  
E27 | Max. 60W | Excl. light source



NEW

**MYSTIC 33**

Designed by Bønnelycke mdd

No. 78263003 |   
 | IP20 | Metal | Black  
E27 | Max. 60W | Excl. light source



NEW

**MYSTIC 20**

Designed by Bønnelycke mdd

No. 78253003 |   
 | IP20 | Metal | Black  
E27 | Max. 60W | Excl. light source









**INCLUSIVE COVER**



**VISION**

Designed by Bjørn + Balle

No. 78243003 |

| IP20 | Metal | Oiled Walnut | Black  
E27 | Max. 60W | Excl. light source

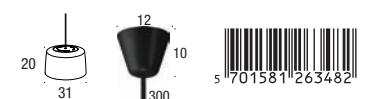


**VISION**

Designed by Bjørn + Balle

No. 78243030 |

| IP20 | Metal | Oiled Walnut | Brushed Copper  
E27 | Max. 60W | Excl. light source





NEW

**CURVE**

Designed by Bønnelycke mdd

No. 78363001 |

IP20 | Glazed Ceramic | White  
E27 | Max. 60W | Excl. light source



NEW

**CURVE**

Designed by Bønnelycke mdd

No. 78363003 |

IP20 | Glazed Ceramic | Black  
E27 | Max. 60W | Excl. light source



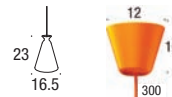
NEW

**CURVE**

Designed by Bønnelycke mdd

No. 78363027 |


IP20 | Glazed Ceramic | Orange  
E27 | Max. 60W | Excl. light source









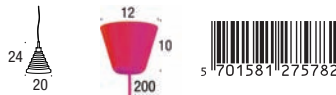


NEW

### MULTI COLORS PINK

by Nordlux

No. 78823021 |   
□ | IP20 | Silicone | Pink  
E27 | Max. 60W | Excl. light source


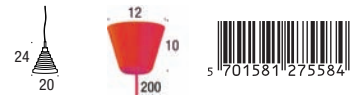


NEW

### MULTI COLORS RED

by Nordlux

No. 78823002 |   
□ | IP20 | Silicone | Red  
E27 | Max. 60W | Excl. light source

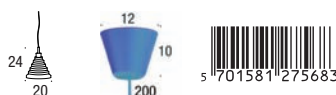


NEW

### MULTI COLORS BLUE

by Nordlux

No. 78823006 |   
□ | IP20 | Silicone | Blue  
E27 | Max. 60W | Excl. light source



NEW

### MULTI COLORS YELLOW

by Nordlux

No. 78823026 |   
□ | IP20 | Silicone | Yellow  
E27 | Max. 60W | Excl. light source







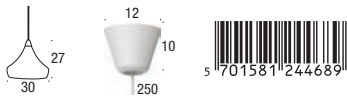
**FASCINO**

Designed by Seidenfaden

No. 77213001 |

☐ | IP20 | Metal | White

E27 | Max. 60W | Excl. light source



**FASCINO**

Designed by Seidenfaden

No. 77213003 |

☐ | IP20 | Metal | Black

E27 | Max. 60W | Excl. light source



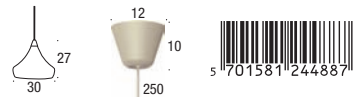
**FASCINO**

Designed by Seidenfaden

No. 77213026 |

☐ | IP20 | Metal | Sanded

E27 | Max. 60W | Excl. light source



**LIGHT UP & DOWN**



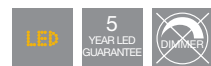
**ORBIT**

Designed by Bønnelycke mdd

No. 77423001 | | 1080 Lumen

☐ | IP20 | Metal | Plastic | White

LED | Fixed 14.5W LED light source



**ORBIT**

Designed by Bønnelycke mdd

No. 77423010 | | 1080 Lumen

☐ | IP20 | Metal | Plastic | Grey

LED | Fixed 14.5W LED light source








**FUNK JUBI**

Designed by Bønnelycke mdd


No. 75433000 | 

☐ | IP20 | Acrylic | Transparent  
E27 | Max. 25W | Excl. light source



**FUNK JUBI**

Designed by Bønnelycke mdd


No. 75433007 | 

☐ | IP20 | Acrylic | Transparent | Purple  
E27 | Max. 25W | Excl. light source



**FUNK JUBI**

Designed by Bønnelycke mdd


No. 75433010 | 

☐ | IP20 | Acrylic | Transparent | Grey  
E27 | Max. 25W | Excl. light source



**FUNK JUBI**

Designed by Bønnelycke mdd

No. 75433024 | 

☐ | IP20 | Acrylic | Transparent | Turquoise  
E27 | Max. 25W | Excl. light source





# FUNK

**5 DIFFERENT ELEMENTS MANY COLOR COMBINATIONS**

Designed by Bønnelycke mdd

By investing in your new FUNK shade 0.50€ of your purchase goes in full towards providing girl orphans in India with an opportunity for a safe childhood and a future where they can fend for themselves.

[www.enable.dk](http://www.enable.dk)






# MIX & MATCH



### FUNK 27

Designed by Bønnelycke mdd

No. 75463224 | 


Acrylic | Transparent | Turquoise

Max. 25W | Excl. light source



### FUNK 22

Designed by Bønnelycke mdd

No. 75413203 | 

Acrylic | White | Black

Max. 25W | Excl. light source





NEW

**FUNK 22**

Designed by Bønnelycke mdd

No. 75413227 |

Acrylic | Transparent | Orange  
Max. 25W | Excl. light source

NEW

**FUNK 22**

Designed by Bønnelycke mdd

No. 75413213 |

Acrylic | Transparent | Green  
Max. 25W | Excl. light source

NEW

**FUNK 22**

Designed by Bønnelycke mdd

No. 75413214 |

Acrylic | Transparent | Blue  
Max. 25W | Excl. light source



NEW

**FUNK 27**

Designed by Bønnelycke mdd

No. 75453227 |

Acrylic | Transparent | Orange  
Max. 25W | Excl. light source

NEW

**FUNK 27**

Designed by Bønnelycke mdd

No. 75453213 |

Acrylic | Transparent | Green  
Max. 25W | Excl. light source

NEW

**FUNK 27**

Designed by Bønnelycke mdd

No. 75453214 |

Acrylic | Transparent | Blue  
Max. 25W | Excl. light source





**FUNK 27**

Designed by Bønnelycke mdd

No. 75453201 |

Acrylic | White | White

Max. 25W | Excl. light source



**FUNK 27**

Designed by Bønnelycke mdd

No. 75453202 |

Acrylic | White | Red

Max. 25W | Excl. light source



**FUNK 27**

Designed by Bønnelycke mdd

No. 75453203 |

Acrylic | White | Black

Max. 25W | Excl. light source



**FUNK 27**

Designed by Bønnelycke mdd

No. 75453206 |

Acrylic | White | Blue

Max. 25W | Excl. light source



**FUNK 27**

Designed by Bønnelycke mdd

No. 75453207 |

Acrylic | White | Purple

Max. 25W | Excl. light source



**FUNK 27**

Designed by Bønnelycke mdd

No. 75453226 |

Acrylic | White | Yellow

Max. 25W | Excl. light source



**FUNK 27**

Designed by Bønnelycke mdd

No. 75453256 |

Acrylic | White | Lime

Max. 25W | Excl. light source



**FUNK 27**

Designed by Bønnelycke mdd

No. 75463200 |

Acrylic | Transparent

Max. 25W | Excl. light source



**FUNK 27**

Designed by Bønnelycke mdd

No. 75463207 |

Acrylic | Transparent | Purple


Max. 25W | Excl. light source





**FUNK 22**


Designed by Bønnelycke mdd

No. 75413201 |   
 Acrylic | White | White  
 Max. 25W | Excl. light source



**FUNK 22**


Designed by Bønnelycke mdd

No. 75413202 |   
 Acrylic | White | Red  
 Max. 25W | Excl. light source



**FUNK 22**


Designed by Bønnelycke mdd

No. 75413206 |   
 Acrylic | White | Blue  
 Max. 25W | Excl. light source



**FUNK 22**


Designed by Bønnelycke mdd

No. 75413207 |   
 Acrylic | White | Purple  
 Max. 25W | Excl. light source



**FUNK 22**


Designed by Bønnelycke mdd

No. 75413226 |   
 Acrylic | White | Yellow  
 Max. 25W | Excl. light source



**FUNK 22**


Designed by Bønnelycke mdd

No. 75413256 |   
 Acrylic | White | Lime  
 Max. 25W | Excl. light source



**FUNK 22**


Designed by Bønnelycke mdd

No. 75423200 |   
 Acrylic | Transparent  
 Max. 25W | Excl. Lightsource



**FUNK 22**


Designed by Bønnelycke mdd

No. 75423207 |   
 Acrylic | Transparent | Purple  
 Max. 25W | Excl. light source



**FUNK 22**

Designed by Bønnelycke mdd

No. 75423224 |   
 Acrylic | Transparent | Turquoise  
 Max. 25W | Excl. light source





**FUNK**

Designed by Bønnelycke mdd

No. 75470001 |

□ | IP20 | Metal | Plastic | Textile | White  
E27 | Max. 25W | Excl. light source



**FUNK**

Designed by Bønnelycke mdd

No. 75470002 |

□ | IP20 | Metal | Plastic | Textile | Red  
E27 | Max. 25W | Excl. light source



**FUNK**

Designed by Bønnelycke mdd

No. 75470003 |

□ | IP20 | Metal | Plastic | Textile | Black  
E27 | Max. 25W | Excl. light source



**FUNK**

Designed by Bønnelycke mdd

No. 75470006 |

□ | IP20 | Metal | Plastic | Textile | Blue  
E27 | Max. 25W | Excl. Lightsource



**FUNK**

Designed by Bønnelycke mdd

No. 75470007 |

□ | IP20 | Metal | Plastic | Textile | Purple  
E27 | Max. 25W | Excl. light source



**FUNK**

Designed by Bønnelycke mdd

No. 75470024 |

□ | IP20 | Metal | Plastic | Textile | Turquoise  
E27 | Max. 25W | Excl. light source



**FUNK**

Designed by Bønnelycke mdd

No. 75470026 |

□ | IP20 | Metal | Plastic | Textile | Yellow  
E27 | Max. 25W | Excl. Lightsource



**FUNK**

Designed by Bønnelycke mdd

No. 75470033 |

□ | IP20 | Metal | Plastic | Textile | Black/Chrome  
E27 | Max. 25W | Excl. light source



**FUNK**

Designed by Bønnelycke mdd

No. 75470056 |

□ | IP20 | Metal | Plastic | Textile | Lime  
E27 | Max. 25W | Excl. light source





NEW

**FUNK**

Designed by Bønnelycke mdd

No. 75470027 |

□ | IP20 | Metal | Plastic | Textile | Orange  
E27 | Max. 25W | Excl. light source



NEW

**FUNK**

Designed by Bønnelycke mdd

No. 75470013 |

□ | IP20 | Metal | Plastic | Textile | Green  
E27 | Max. 25W | Excl. light source



NEW

**FUNK**

Designed by Bønnelycke mdd

No. 75470014 |

□ | IP20 | Metal | Plastic | Textile | Blue  
E27 | Max. 25W | Excl. light source



NEW LED

**FUNK 5W LED**

By Nordlux

No. 1393070 | | 400 Lumen  
Glass | Sanded | Ra 80 | 3000 Kelvin  
E27 | 5W



NEW LED

**FUNK 5W LED**

By Nordlux

No. 1394070 | | 400 Lumen  
Glass | Sanded | Ra 80 | 3000 Kelvin  
E27 | 5W



**FUNK 13W**

By Nordlux

No. 75480070 | | 662 Lumen  
Glass | Sanded | Ra 80 | Kelvin 2700  
E27 | 13W



**FUNK 18W**

By Nordlux


No. 75490070 | | 1008 Lumen  
Glass | Sanded | Ra 80 | Kelvin 2700  
E27 | 18W





### JIVE

Designed by Bønnelycke mdd

No. 75403010 | 

 IP20 | Glass | Opal white

E27 | Max. 23W | Excl. light source



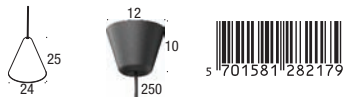
### JIVE

Designed by Bønnelycke mdd

No. 75403003 | 


 IP20 | Plastic | Metal | Black

E27 | Max. 23W | Excl. light source



### JIVE

Designed by Bønnelycke mdd

No. 75403027 | 


 IP20 | Plastic | Metal | Orange

E27 | Max. 23W | Excl. light source



### JIVE

Designed by Bønnelycke mdd

No. 75403056 | 

 IP20 | Plastic | Metal | Lime

E27 | Max. 23W | Excl. light source









**JIVE**

Designed by Bønnelycke mdd

No. 75403001 | 

 IP20 | Plastic | Metal | White


E27 | Max. 23W | Excl. light source





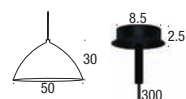
## SLOPE 50

Designed by Bønnelycke mdd

No. 71733001 | 

 | IP20 | Metal | Black | White


E27 | Max. 75W | Excl. light source





**SLOPE 22**


Designed by Bønnelycke mdd

No. 71713001 | 

☐ | IP20 | Metal | Black | White  
E27 | Max. 40W | Excl. light source

**SLOPE 22**


Designed by Bønnelycke mdd

No. 71713002 | 

☐ | IP20 | Metal | Black | Red  
E27 | Max. 40W | Excl. light source

**SLOPE 22**

Designed by Bønnelycke mdd


No. 71713010 | 

☐ | IP20 | Metal | White | White  
E27 | Max. 40W | Excl. light source



**SLOPE 35**


Designed by Bønnelycke mdd

No. 71723001 | 

☐ | IP20 | Metal | Black | White  
E27 | Max. 60W | Excl. light source

**SLOPE 35**


Designed by Bønnelycke mdd

No. 71723002 | 

☐ | IP20 | Metal | Black | Red  
E27 | Max. 60W | Excl. light source

**SLOPE 35**

Designed by Bønnelycke mdd

No. 71723010 | 


☐ | IP20 | Metal | White | White  
E27 | Max. 60W | Excl. light source





### DARLING 16

Designed by Jesper Olsen

No. 72313011 | 


□ | IP20 | Glass | White

E14 | Max. 40W | Excl. light source




### DARLING 26

Designed by Jesper Olsen

No. 72373001 | 


□ | IP20 | Glass | White

E27 | Max. 60W | Excl. light source




### DARLING 16

Designed by Jesper Olsen

No. 72313003 | 


□ | IP20 | Metal | Black

E14 | Max. 40W | Excl. light source



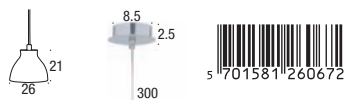
### DARLING 26

Designed by Jesper Olsen

No. 72373003 | 

□ | IP20 | Metal | Black

E27 | Max. 60W | Excl. light source






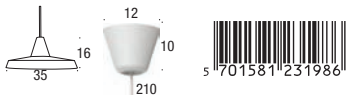




**ANNIVERSARY**


Designed by Bønnelycke mdd


No. 76633001 |   
 □ | IP20 | Metal | White  
 E27 | Max. 60W | Excl. light source



**BRETAGNE**

Designed by Kaare Bækgaard

No. 39483001 |  | 245 Lumen  
 ⊙ | IP20 | Metal | White  
 G9 | Max. 40W | Incl. 40W G9



INCL  
**4**  
 CHANGEABLE  
 COLORED  
 RINGS



**LD 240**


Designed by Jørgen Buchwald

No. LD240301 |   
 □ | IP20 | Metal | Glass | White  
 E27 | Max. 75W | Excl. light source



**ANNIVERSARY**

Designed by Bønnelycke mdd


No. 76633003 |   
 □ | IP20 | Metal | Black  
 E27 | Max. 60W | Excl. light source



**ACANTUS**


Designed by Kaare Bækgaard


No. 72493001 |   
 □ | IP20 | Metal | White  
 E27 | Max. 75W | Excl. light source



**LEMON**

Designed by Kaare Bækgaard


No. 72823001 |   
 ⊙ | IP20 | Metal | Plastic | White  
 E27 | Max. 60W | Excl. light source





**EMITION 17**

Designed by Carlo Volf


No. 72743001 | 

 | IP20 | Metal | White

E14 | Max. 40 | Excl. light source


**EMITION 26**

Designed by Carlo Volf

No. 72753001 | 


 | IP20 | Metal | White

E27 | Max. 75W | Excl.



**EMITION 17**

Designed by Carlo Volf


No. 72743003 | 

 | IP20 | Metal | Black

E14 | Max. 40 | Excl. light source


**EMITION 26**

Designed by Carlo Volf

No. 72753003 | 

 | IP20 | Metal | Black

E27 | Max. 75W | Excl. light source










### RIPASSO 9

by Nordlux


No. 18953101 |  | 400 Lumen

 | IP20 | Metal | Glass | White

G9 | Max. 40W | Incl. 40W G9



### RIPASSO 9

by Nordlux

No. 18953102 |  | 400 Lumen


 | IP20 | Metal | Glass | Red

G9 | Max. 40W | Incl. 40W G9



### RIPASSO 15

by Nordlux


No. 18443001 |  | 400 Lumen

 | IP20 | Metal | Glass | White

E27 | Max. 60W | Excl. light source



### RIPASSO 15

by Nordlux

No. 18443002 |  | 400 Lumen

 | IP20 | Metal | Glass | Red


E27 | Max. 60W | Excl. light source





**RIPASSO 9**

by Nordlux

No. 18953110 |  | 400 Lumen

 | IP20 | Metal | Glass | Grey

G9 | Max. 40W | Incl. 40W G9



**RIPASSO 9**

by Nordlux

No. 18953103 |  | 400 Lumen


 | IP20 | Metal | Glass | Black

G9 | Max. 40W | Incl. 40W G9



**RIPASSO 9**

by Nordlux

No. 18953123 |  | 400 Lumen


 | IP20 | Metal | Glass | Green

G9 | Max. 40W | Incl. 40W G9



**RIPASSO 15**

by Nordlux

No. 18443003 |  | 400 Lumen


 | IP20 | Metal | Glass | Black

E27 | Max. 60W | Excl. light source



**RIPASSO 15**

by Nordlux

No. 18443023 |  | 400 Lumen

 | IP20 | Metal | Glass | Green


E27 | Max. 60W | Excl. light source



**CABLE 4M**

by Nordlux




No. 73059901 |   
 ☐ | Textile | White  
 90° | 2x0,75mm2

**CABLE 25M**

by Nordlux




No. 73049901 |   
 ☐ | Textile | White  
 90° | 2x0,75mm2

**CABLE 25M**

by Nordlux




No. 73049909 |   
 ☐ | Textile | Brown  
 90° | 2x0,75mm2

**CABLE 4M**

by Nordlux



No. 73059902 |   
 ☐ | Textile | Red  
 90° | 2x0,75mm2

**CABLE 25M**

by Nordlux



No. 73049902 |   
 ☐ | Textile | Red  
 90° | 2x0,75mm2

**CABLE 25M**

by Nordlux




No. 73049953 |   
 ☐ | Textile | Pink  
 90° | 2x0,75mm2

**CABLE 4M**

by Nordlux




No. 73059903 |   
 ☐ | Textile | Black  
 90° | 2x0,75mm2

**CABLE 25M**

by Nordlux




No. 73049903 |   
 ☐ | Textile | Black  
 90° | 2x0,75mm2

**CABLE 25M**

by Nordlux



No. 73049955 |   
 ☐ | Textile | Mint Green  
 90° | 2x0,75mm2

**CABLE 4M**

by Nordlux




No. 73059907 |   
 ☐ | Textile | Purple  
 90° | 2x0,75mm2

**CABLE 25M**

by Nordlux




No. 73049907 |   
 ☐ | Textile | Purple  
 90° | 2x0,75mm2

**CABLE 25M**

by Nordlux




No. 73049923 |   
 ☐ | Textile | Green  
 90° | 2x0,75mm2

**CABLE 4M**

by Nordlux




No. 73059924 |   
 ☐ | Textile | Turquoise  
 90° | 2x0,75mm2

**CABLE 25M**

by Nordlux




No. 73049924 |   
 ☐ | Textile | Turquoise  
 90° | 2x0,75mm2

**CABLE 25M**

by Nordlux



No. 73049954 |   
 ☐ | Textile | Silver  
 90° | 2x0,75mm2

**CABLE 4M**

by Nordlux




No. 73059926 |   
 ☐ | Textile | Yellow  
 90° | 2x0,75mm2

**CABLE 25M**

by Nordlux




No. 73049926 |   
 ☐ | Textile | Yellow  
 90° | 2x0,75mm2

**CABLE 25M**

by Nordlux




No. 73049913 |   
 ☐ | Textile | White/Black  
 90° | 2x0,75mm2

**CABLE 4M**

by Nordlux




No. 73059927 |   
 ☐ | Textile | Orange  
 90° | 2x0,75mm2

**CABLE 25M**

by Nordlux




No. 73049927 |   
 ☐ | Textile | Orange  
 90° | 2x0,75mm2

**CABLE 4M**

by Nordlux




No. 73059956 |   
 ☐ | Textile | Lime  
 90° | 2x0,75mm2

**CABLE 25M**

by Nordlux



No. 73049956 |   
 ☐ | Textile | Lime  
 90° | 2x0,75mm2








### CHARDONNAY

by Nordlux


No. 18813001 | 

□ | IP20 | Metal | Glass | White

E27 | Max. 60W | Excl. light source

### CHARDONNAY

by Nordlux


No. 18813021 | 

□ | IP20 | Metal | Glass | Red

E27 | Max. 60W | Excl. light source




### CHARDONNAY MAXI

by Nordlux

No. 18823001 | 

□ | IP20 | Metal | Glass | White

E27 | Max. 60W | Excl. light source



### DISCOS 25

Designed by Jesper Olsen

No. 73303110 |  | 586 Lumen

□ | IP20 | Plastic | Glass | Opal white

G9 | Max. 40W | Incl. 40W G9

### DISCOS 39

Designed by Jesper Olsen


No. 76793110 |  | 586 Lumen

□ | IP20 | Plastic | Glass | Opal White

G9 | Max. 40W | Incl. 40W G9

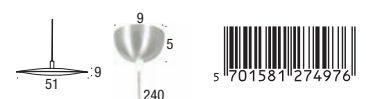


### DISCOS 51

Designed by Jesper Olsen

No. 73313110 |  | 586 Lumen

□ | IP20 | Plastic | Glass | Opal white


G9 | Max. 40W | Incl. 40W G9





### KREON 2-KIT


by Nordlux

No. 18263001 |  | 2x400 Lumen  
 ☉ | IP20 | Metal | Glass | Opal white  
 G9 | Max. 2x40W | Incl. 2x40W G9



### PALLAS


by Nordlux

No. 18743001 |  | 1850 Lumen  
 ☉ | IP20 | Metal | Glass | Opal white  
 E14 | Max. 40W | Excl. light source



### DECOLINE 21W - DOWNLIGHT

by Nordlux

No. 27526101 |  | 1850 Lumen  
 ☉ | IP20 | Metal | Plastic | Aluminium  
 G5 | Max. 21W | Inkl. 21W T5



### RISPAPIR 35

by Nordlux

No. 14093501 |  | Excl. suspension  
 IP20 | Paper | Beige  
 Max. 60W



### RISPAPIR 40


by Nordlux

No. 14094001 |  | Excl. suspension  
 IP20 | Paper | Beige  
 Max. 60W



### RISPAPIR 48

by Nordlux


No. 14094801 |  | Excl. suspension  
 IP20 | Paper | Beige  
 Max. 60W





### CAFE 15

by Nordlux


No. 39553001 | 

□ | IP20 | Metal | Glass | Opal white  
E27 | Max. 40W | Excl. light source



### CAFE 20

by Nordlux


No. 39563001 | 

□ | IP20 | Metal | Glass | Opal white  
E27 | Max. 60W | Excl. light source



### CAFE 25

by Nordlux


No. 39573001 | 

□ | IP20 | Metal | Glass | Opal white  
E27 | Max. 60W | Excl. light source



### CAFE 30

by Nordlux

No. 39583001 | 

□ | IP20 | Metal | Glass | Opal white  
E27 | Max. 60W | Excl. light source












### TUBE MINI

by Nordlux

No. 16235001 | 


□ | IP20 | Metal | Glass | White

E14 | Max. 40W | Excl. light source



### LELIO

by Nordlux

No. 75554003 | 

□ | IP20 | Metal | Textile | Black

E14 | Max. 2X40W | Excl. light source

Adjustable



### DUO

by Nordlux

No. 19894101 |  | 458 Lumen

⊙ | IP20 | Metal | Glass | Opal white

G9 | Max. 2X40W | Incl. 2x40W G9

Adjustable





### FORIS

by Nordlux

No. 78951001 |  | 400 Lumen

 | IP20 | Metal | Glass | White

GU10 | Incl. 5W GU10 LED

Adjustable



### FORIS

by Nordlux

No. 78970001 |  | 3x400 Lumen

 | IP20 | Metal | Glass | White

GU10 | Incl. 3x5W GU10 LED

Adjustable



### RONDO

by Nordlux

No. 61001001 |  | 6

 | IP20 | Metal | White


E14 | Max. 40W | Excl. light source

Adjustable



### RONDO

by Nordlux

No. 61001032 |  | 6

 | IP20 | Metal | Brushed steel

E14 | Max. 40W | Excl. light source

Adjustable



### PHOTO

by Nordlux

No. 59372029 |  | 6

 | IP20 | Metal | Aluminium

E27 | Max. 60W | Excl. light source

Adjustable







### EXPLORE

by Nordlux

No. 72091001 | | 150 Lumen

| IP20 | Metal | White

GU10 | Max. 7W | Incl. 3W LED SMD

Adjustable



### EXPLORE

by Nordlux

No. 72091003 | | 150 Lumen

| IP20 | Metal | Black

GU10 | Max. 7W | Incl. 3W LED SMD

Adjustable



### EXPLORE

by Nordlux


No. 72091023 | | 150 Lumen

| IP20 | Metal | Green

GU10 | Max. 7W | Incl. 3W LED SMD

Adjustable





**EXPLORE**

by Nordlux

No. 74811001 | | 150 Lumen

| IP20 | Metal | White

GU10 | Max. 7W | Incl. 3W LED SMD

Adjustable



**EXPLORE**

by Nordlux

No. 74811003 | | 150 Lumen

| IP20 | Metal | Black

GU10 | Max. 7W | Incl. 3W LED SMD

Adjustable



**EXPLORE**

by Nordlux

No. 74811023 | | 150 Lumen

| IP20 | Metal | Green

GU10 | Max. 7W | Incl. 3W LED SMD

Adjustable



**EXPLORE**

by Nordlux

No. 74830001 | | 3x150 Lumen

| IP20 | Metal | White

GU10 | Max. 3x7W | Incl. 3x3W LED SMD

Adjustable



**EXPLORE**

by Nordlux

No. 74830003 | | 3x150 Lumen

| IP20 | Metal | Black

GU10 | Max. 3x7W | Incl. 3x3W LED SMD

Adjustable






## AVENUE LED

by Nordlux

No. 76551132 |  | 220 Lumen

 | IP20 | Metal | Brushed steel

GU10 | Max. 35W | Incl. 3W LED SMD

Adjustable







**AVENUE**

by Nordlux

No. 73551132 | | 220 Lumen  
 ⊕ | IP20 | Metal | Brushed steel  
 GU10 | Max. 35W | Incl. 35W GU10  
 Adjustable



**AVENUE LED**

by Nordlux

No. 76541132 | | 220 Lumen  
 ⊕ | IP20 | Metal | Brushed steel  
 GU10 | Max. 35W | Incl. 3W LED SMD  
 Adjustable



**AVENUE LED**

by Nordlux

No. 76560132 | | 3x220 Lumen  
 ⊕ | IP20 | Metal | Brushed steel  
 GU10 | Max. 3x35W | Incl. 3x3W LED SMD  
 Adjustable



**AVENUE**

by Nordlux

No. 73561132 | | 220 Lumen  
 ⊕ | IP20 | Metal | Brushed steel  
 GU10 | Max. 2x35W | Incl. 2x35W GU10  
 Adjustable



**AVENUE**

by Nordlux

No. 73570132 | | 220 Lumen  
 ⊕ | IP20 | Metal | Brushed steel  
 GU10 | Max. 3x35W | Incl. 3x35W GU10  
 Adjustable



**AVENUE LED**

by Nordlux

No. 76570132 | | 3x220 Lumen  
 ⊕ | IP20 | Metal | Brushed steel  
 GU10 | Max. 3x35W | Incl. 3x3W LED SMD  
 Adjustable





### MAINROAD

by Nordlux

No. 20641133 | | 2x220 Lumen

| IP20 | Metal | Chrome

GU10 | Max. 35W | Incl. 35W GU10



### MAINROAD

by Nordlux

No. 20691133 | | 2x220 Lumen

| IP20 | Metal | Chrome

GU10 | Max. 35W | Incl. 35W GU10



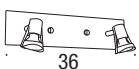
### MAINROAD

by Nordlux

No. 20651133 | | 2x220 Lumen

| IP20 | Metal | Chrome

GU10 | Max. 2x35W | Incl. 2x35W GU10



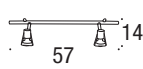
### MAINROAD

by Nordlux

No. 20751133 | | 2x220 Lumen

| IP20 | Metal | Chrome

GU10 | Max. 2x35W | Incl. 2x35W GU10





### MAINROAD

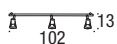
by Nordlux

No. 20670133 | | 3x220 Lumen

☉ | IP20 | Metal | Chrome

GU10 | Max. 3X35W | Incl. 3x35W GU10

Adjustable



### MAINROAD

by Nordlux

No. 20680133 | | 4x220 Lumen

☉ | IP20 | Metal | Chrome

GU10 | Max. 4X35W | Incl. 4x35W GU10

Adjustable



### MAINROAD

by Nordlux

No. 20760133 | | 6x220 Lumen

☉ | IP20 | Metal | Chrome

GU10 | Max. 6x35W | Incl. 6x35W GU10

Adjustable



### TEMPO

by Nordlux

No. 21350132 | | 3x220 Lumen

☉ | IP20 | Metal | Brushed steel

GU10 | Max. 3X35W | Incl. 3x35W GU10

Adjustable





### LAS VEGAS

by Nordlux

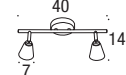
No. 58101101 | | 586 Lumen  
☐ | IP20 | Metal | Glass | Opal white  
G9 | Max. 40W | Incl. 40W G9  
Adjustable



### LAS VEGAS

by Nordlux

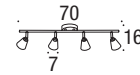
No. 58120101 | | 2x586 Lumen  
☐ | IP20 | Metal | Glass | Opal white  
G9 | Max. 2X40W | Incl. 2x40W G9  
Adjustable



### LAS VEGAS

by Nordlux

No. 58140101 | | 4x586 Lumen  
☐ | IP20 | Metal | Glass | Opal white  
G9 | Max. 4X40W | Incl. 4x40W G9  
Adjustable



### LISSABON

by Nordlux

No. 74781033 | | 405 Lumen  
☐ | IP20 | Metal | Glass | Opal white  
E14 | Max. 40W | Incl. 9W E14



### LISSABON

by Nordlux

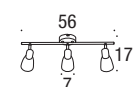
No. 74790033 | | 2x405 Lumen  
☐ | IP20 | Metal | Glass | Opal white  
E14 | Max. 2x40W | Incl. 2x9W E14



### LISSABON

by Nordlux

No. 74800033 | | 3x405 Lumen  
☐ | IP20 | Metal | Glass | Opal white  
E14 | Max. 3x40W | Incl. 3x9W E14








**LINK 1M**


by Nordlux

No. 79079901 |  |  
 ⊕ | IP20 | Metal | White



**LINK 2M**


by Nordlux

No. 79089901 |  |  
 ⊕ | IP20 | Metal | White



**LINK - PENDANT SUSPENSION**


by Nordlux

No. 79069901 |  |  
 ⊕ | IP20 | Plastic | Metal | White  
 Max. 4 kg | Max. 6A



**LINK ANGEL CONNECT**


by Nordlux

No. 79099901 |  | 90° Inside  
 ⊕ | IP20 | Plastic | Metal | White  
 Earth inside



**LINK ANGEL CONNECT**

by Nordlux

No. 79109901 |  | 90° Outside  
 ⊕ | IP20 | Plastic | Metal | White  
 Earth outside



**LINK CONNECT**

by Nordlux

No. 79059901 |  |  
 ⊕ | IP20 | Plastic | Metal | White





### MIB 6 LINK

Designed by Bønnelycke mdd

No. 71666001 |  | 205 Lumen

⊕ | IP20 | Metal | White

GU10 | Max. 35W | Incl. 28W GU10

Adjustable



### MIB 6 LINK

Designed by Bønnelycke mdd

No. 71666003 |  | 205 Lumen

⊕ | IP20 | Metal | Black

GU10 | Max. 35W | Incl. 28W GU10

Adjustable







---

# IP

## SERIES

---

IP means International Protection and is used in connection with the material's protection class. IP is stated with 2 numbers (e.g. IP20) to say how safe the material is in connection with water penetration and the penetration of dust and solid objects. Materials are divided into protection classes that state – partly the protection of the material itself against penetration of foreign objects and water – and partly the protection of people who touch dangerous parts. The first number always states the degree of protection against foreign objects penetrating the material, but at the same time it states a certain smallest degree of protection of people who touch dangerous parts. The second number states the degree of protection from water penetrating the material.



**IP S1**

Designed by Bønnelycke mdd

No. 78481032 |

□ | IP44 | Aluminium | Glass | Brushed steel  
E27 | Max. 5W LED No. 1383070 Only  
Excl. light source

**IP S1**

Designed by Bønnelycke mdd

No. 78481033 |

□ | IP44 | Aluminium | Glass | Chrome  
E27 | Max. 5W LED No. 1383070 Only  
Excl. light source

**IP S2**

Designed by Bønnelycke mdd

No. 78491032 |

□ | IP44 | Metal | Glass | Aluminium | Brushed steel  
E27 | Max. 2X5W LED No. 1383070 Only  
Excl. light source



**IP S3**

Designed by Bønnelycke mdd

No. 78501032 |

□ | IP44 | Aluminium | Glass | Brushed steel  
E27 | Max. 5W LED No. 1383070 Only  
Excl. light source

**IP S3**

Designed by Bønnelycke mdd

No. 78501033 |

□ | IP44 | Aluminium | Glass | Chrome  
E27 | Max. 5W LED No. 1383070 Only  
Excl. light source

**IP S2**

Designed by Bønnelycke mdd

No. 78491033 |

□ | IP44 | Metal | Glass | Aluminium | Chrome  
E27 | Max. 2X5W LED No. 1383070 Only  
Excl. light source









**IP S4**

Designed by Bønnelycke mdd

No. 78511001 |

□ | IP44 | Metal | White

GU10 | Max. 8W LED | Excl. light source

Adjustable



**IP S4**

Designed by Bønnelycke mdd

No. 78511032 |

□ | IP44 | Metal | Brushed Steel

GU10 | Max. 8W LED | Excl. light source

Adjustable



**IP S5**

Designed by Bønnelycke mdd

No. 78521001 |

□ | IP44 | Metal | White

GU10 | Max. 8W LED | Excl. light source

Adjustable



**IP S5**

Designed by Bønnelycke mdd

No. 78521032 |

□ | IP44 | Metal | Brushed Steel

GU10 | Max. 8W LED | Excl. light source

Adjustable







**IP S6**

Designed by Bønnelycke mdd

No. 78531001 |

□ | IP44 | Metal | White

GU10 | Max. 8W SMD LED | Excl. light source

Adjustable



**IP S6**

Designed by Bønnelycke mdd

No. 78531032 |

□ | IP44 | Metal | Brushed Steel

GU10 | Max. 8W SMD LED | Excl. light source

Adjustable










**IP S7**

Designed by Bønnelycke mdd

No. 78541032 | 

▣ | IP44 | Metal | Plastic | Brushed Steel


E27 | Max. 5W LED No. 1383070 Only

Excl. light source



**IP S7**

Designed by Bønnelycke mdd

No. 78541033 | 

▣ | IP44 | Metal | Plastic | Chrome

E27 | Max. 5W LED No. 1383070 Only

Excl. light source






### IP S8

Designed by Seidenfaden

No. 78391033 | | 640 Lumen

□ | IP44 | Metal | White plastic | Chrome  
LED | Fixed 8W LED light source



### IP S9

Designed by Bjørn + Balle

No. 78946001 | | 960 Lumen

⊕ | IP44 | Plastic | Metal | White | Incl.  
deco-ring silicone (Aquablue + White)  
LED | Fixed 10W LED light source



### IP S10

Designed by Bønnelycke mdd

No. 78471001 | | 630 Lumen

□ | IP44 | Metal | Glass | White  
LED | Fixed 8W LED light source

Adjustable | Incl. Mirror with 3x enlargement



### IP S11

Designed by Bønnelycke mdd

No. 78881001 | | 310 Lumen

⊕ | IP44 | Aluminium | Plastic | Opal White  
GU10 | Max. 5W LED SMD | Excl. light source







IP44  Excl.

**MARINA**


Designed by Kaare Bækgaard

No. 62321033 |  | 586 Lumen

 | IP44 | Metal | Glass | Chrome

G9 | Max. 40W | Incl. 40W G9





**DRESSROOM**

by Nordlux

No. 17711132 | | 170 Lumen  
 ⊕ | IP44 | Metal | Glass | Brushed steel  
 G9 | Max. 25W | Incl. 25W G9



**TANGENS**

Designed by Kaare Bækgaard

No. 17131029 | |  
 ⊕ | IP44 | Metal | Glass | Chrome  
 E14 | Max. 40W | Excl. light source



**TANGENS**

Designed by Kaare Bækgaard


No. 17131032 | |  
 ⊕ | IP44 | Metal | Glass | Brushed steel  
 E14 | Max. 40W | Excl. light source



**MARINA**

Designed by Kaare Bækgaard

No. 62321003 | | 586 Lumen  
 ⊕ | IP44 | Metal | Glass | Black  
 G9 | Max. 40W | Incl. 40W G9



**TANGENS**

Designed by Kaare Bækgaard

No. 17141029 | |  
 ⊕ | IP44 | Metal | Glass | Chrome  
 2XE14 | Max. 2X25W | Excl. light source

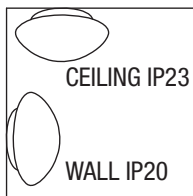


**TANGENS**

Designed by Kaare Bækgaard

No. 17141032 | |  
 ⊕ | IP44 | Metal | Glass | Brushed steel  
 2XE14 | Max. 2X25W | Excl. light source





### CUBIQ 23

by Nordlux

No. 78926001 | 3 | 900 Lumen

| IP20/23 | Plastic

LED | Fixed 9W LED light source

### CUBIQ 27

by Nordlux

No. 78936001 | 3 | 1400 Lumen

| IP20/23 | Plastic

LED | Fixed 14W LED light source



### COVER

by Nordlux

No. 79196001 | 3 | 700 Lumen

| IP20/23 | Aluminium | Acrylic | White

LED | Fixed 9W LED light source

### COVER

by Nordlux

No. 79196029 | 3 | 700 Lumen

| IP20/23 | Aluminium | Acrylic | Grey

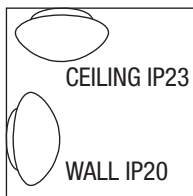
LED | Fixed 9W LED light source











NEW LED 5 YEAR LED GUARANTEE DIMMABLE Excl.

### SCALA

by Nordlux

No. 78906001 | | 900 Lumen  
 □ | IP20/23 | Metal | Plastic  
 LED | Fixed 9W LED light source



NEW LED 5 YEAR LED GUARANTEE DIMMABLE Excl.

### SCALA

by Nordlux

No. 78916001 | | 1400 Lumen  
 □ | IP20/23 | Metal | Plastic  
 LED | Fixed 14W LED light source



NEW LED 5 YEAR LED GUARANTEE SENSOR DIMMABLE Excl.

### SCALA SENSOR

by Nordlux

No. 78986001 | | 1400 Lumen  
 □ | IP20/23 | Metal | Plastic  
 LED | Fixed 14W LED light source light source



NEW LED 5 YEAR LED GUARANTEE DIMMABLE Excl.

### LEAF

by Nordlux

No. 78896001 | | 1400 Lumen  
 □ | IP20/23 | Metal | Plastic | White  
 LED | Fixed 14W LED light source



NEW LED 5 YEAR LED GUARANTEE DIMMABLE Excl.

### LEAF

by Nordlux

No. 78896032 | | 1400 Lumen  
 □ | IP20/23 | Metal | Plastic | Brushed steel  
 LED | Fixed 14W LED light source



NEW LED 5 YEAR LED GUARANTEE SENSOR DIMMABLE Excl.

### LEAF SENSOR

by Nordlux

No. 78986001 | | 1400 Lumen  
 □ | IP20/23 | Metal | Plastic | White  
 LED | Fixed 14W LED Sensor





### DESI 28

by Nordlux

No. 77646003 |

⊕ | IP44 | Aluminium | Plastic | Black  
E27 | Max. 2x12W | Excl. light source



### DESI 22

by Nordlux

No. 77636003 |

⊕ | IP44 | Aluminium | Plastic | Black  
E27 | Max. 12W | Excl. light source



### DESI 22 LED

by Nordlux

No. 77626003 | | 540 Lumen

⊕ | IP44 | Aluminium | Plastic | Black  
LED | Fixed 6W LED light source



### DESI 28

by Nordlux

No. 77646010 |

⊕ | IP44 | Aluminium | Plastic | Grey  
E27 | Max. 2x12W | Excl. light source



### DESI 22

by Nordlux

No. 77636010 |

⊕ | IP44 | Aluminium | Plastic | Grey  
E27 | Max. 12W | Excl. light source





**MELO 28**

by Nordlux

No. 77656001 | | 470 Lumen  
 ⊕ | IP20/IP21 | Metal | Plastic | White  
 LED | Fixed 9W LED light source

**MELO 34**

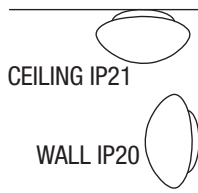
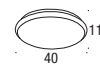
by Nordlux

No. 63246001 | | 840 Lumen  
 ⊕ | IP20/IP21 | Metal | Plastic | White  
 LED | Fixed 12W LED light source

**MELO 40**

by Nordlux

No. 77666001 | | 1277 Lumen  
 ⊕ | IP20/IP21 | Metal | Plastic | White  
 LED | Fixed 18W LED light source



**MELO 34 SENSOR**

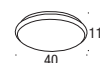
by Nordlux

No. 78866001 | | 840 Lumen  
 ⊕ | IP20/IP21 | Metal | Plastic | White  
 LED | Fixed 12W LED light source  
 Incl. Microwave sensor

**MELO 40 SENSOR**

by Nordlux

No. 78876001 | | 1277 Lumen  
 ⊕ | IP20/IP21 | Metal | Plastic | White  
 LED | Fixed 18W LED light source  
 Incl. Microwave sensor





**ALBA**

Designed by Bønnelycke mdd

No. 77196001 | | 840 Lumen  
⊕ | IP20 | Metal | Plastic | Brass | White  
LED | Incl. 12W LED | Adjustable 30°

**ALBA**

Designed by Bønnelycke mdd

No. 77196010 | | 840 Lumen  
⊕ | IP20 | Metal | Plastic | Brass | Grey  
LED | Incl. 12W LED | Adjustable 30°



**SALSA 19**

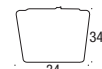
by Nordlux

No. 77686001 | | 710 Lumen  
⊕ | IP23 | Plastic | Aluminium  
LED | Incl. 12W LED

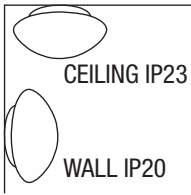
**SALSA 25**

by Nordlux

No. 77696001 | | 873 Lumen  
⊕ | IP23 | Plastic | Aluminium  
LED | Incl. 15W LED







**UFO**  
by Nordlux

No. 25576000 |   
 ☉ | IP44/43 | Metal | Glass | White  
 E27 | Max. 40W | Excl. light source



**UFO**  
by Nordlux

No. 25576032 |   
 ☉ | IP44/43 | Metal | Glass | Brushed steel  
 E27 | Max. 40W | Excl. light source



**UFO**  
by Nordlux

No. 25576001 |   
 ☉ | IP44/43 | Metal | Glass | White  
 E27 | Max. 40W | Excl. light source



**UFO MAXI**  
by Nordlux

No. 25626001 |   
 ☉ | IP44/43 | Metal | Glass | White  
 E27 | Max. 2X40W | Excl. light source



**UFO MAXI**  
by Nordlux

No. 25636032 |   
 ☉ | IP44/43 | Metal | Glass | Brushed steel  
 E27 | Max. 2X40W | Excl. light source



**UFO MAXI LED**  
by Nordlux

No. 25646001 | | 920 Lumen  
 ☉ | IP44/43 | Metal | Glass | White  
 LED | Fixed 12W LED light source





**FRISBEE**


by Nordlux

No. 25266001 |   
 Ⓢ | IP20 | Metal | Glass | White  
 E27 | Max. 60W | Excl. light source



**FRISBEE**

by Nordlux

No. 25266029 |   
 Ⓢ | IP20 | Metal | Glass | Aluminium  
 E27 | Max. 60W | Excl. light source



**SPINNER**

by Nordlux

No. 25416001 |   
 Ⓢ | IP20 | Metal | Glass | White  
 E27 | Max. 60W | Excl. light source



**SPINNER**

by Nordlux

No. 25416029 |   
 Ⓢ | IP20 | Metal | Glass | Chrome  
 E27 | Max. 60W | Excl. light source

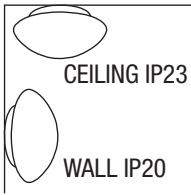


**SPINNER**

by Nordlux

No. 25416032 |   
 Ⓢ | IP20 | Metal | Glass | Brushed steel  
 E27 | Max. 60W | Excl. light source





**ANCONA LED**

by Nordlux

No. 25216101 | | 530 Lumen  
 ⊕ | IP44/43 | Metal | Glass | White  
 LED | Fixed 6W LED light source



**ANCONA G9**

by Nordlux

No. 25226129 | | 204 Lumen  
 ⊕ | IP44/43 | Metal | Glass | Chrome  
 G9 | Max. 25W | Incl. 18W G9



**ANCONA LED**

by Nordlux

No. 25216132 | | 530 Lumen  
 ⊕ | IP44/43 | Metal | Glass | Brushed steel  
 LED | Fixed 6W LED light source



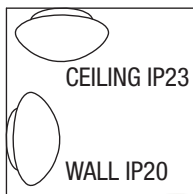
**ANCONA G9**

by Nordlux

No. 25226132 | | 204 Lumen  
 ⊕ | IP44/43 | Metal | Glass | Brushed steel  
 G9 | Max. 25W | Incl. 18W G9







LED 5 YEAR LED GUARANTEE IP44 DIMMABLE Excl.

**ANCONA MAXI LED**

by Nordlux

No. 25246101 | | 1050 Lumen  
 Ⓢ | IP44/43 | Metal | Glass | White  
 LED | Fixed 12W LED light source



IP44 Excl.

**ANCONA MAXI G9**

by Nordlux

No. 25236129 | | 1050 Lumen  
 Ⓢ | IP44/43 | Metal | Glass | Chrome  
 G9 | Max. 2X25W | Incl. 2x18W G9



IP44 Excl.

**ANCONA MAXI E27**

by Nordlux

No. 25316101 | | 1050 Lumen  
 Ⓢ | IP44/43 | Metal | Glass | White  
 E27 | Max. 2x40W | Excl. light source



LED 5 YEAR LED GUARANTEE IP44 DIMMABLE Excl.

**ANCONA MAXI LED**

by Nordlux

No. 25246132 | | 1050 Lumen  
 Ⓢ | IP44/43 | Metal | Glass | Brushed steel  
 LED | Fixed 12W LED light source



IP44 Excl.

**ANCONA MAXI G9**

by Nordlux

No. 25236132 | | 1050 Lumen  
 Ⓢ | IP44/43 | Metal | Glass | Brushed steel  
 G9 | Max. 2X25W | Incl. 2x18W G9



IP44 Excl.

**ANCONA MAXI E27**

by Nordlux

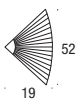
No. 25316132 | | 1050 Lumen  
 Ⓢ | IP44/43 | Metal | Glass | Brushed steel  
 E27 | Max. 2x40W | Excl. light source





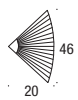
**TRIO 50**  
by Nordlux

No. 3050601 | 6  
⊠ | IP20 | Plastic | White  
E27 | Max. 40W | Excl. light source



**TRIO 45**  
by Nordlux

No. 3001601 | 6  
⊠ | IP20 | Metal | Plastic | White  
E27 | Max. 40W | Excl. light source



**SETI**  
by Nordlux

No. 74766001 | 3 1050 Lumen  
⊠ | IP20 | Metal | Plastic | White  
GR10Q | Max. 21W | Incl. 21W 2D



**STANDARD**  
by Nordlux

No. 25326001 | 3  
⊠ | IP20 | Metal | Glass | White  
E27 | Max. 60W | Excl. light source



**STANDARD LED**  
by Nordlux

No. 26326001 | 3 | 450 Lumen  
⊠ | IP20 | Metal | Glass | White  
LED | Fixed 6W LED light source



**PETRI**  
by Nordlux

No. 92746001 | 3  
⊠ | IP20 | Metal | Glass | White  
E27 | Max. 60W | Excl. light source





## HIDDEN SENSOR

by Nordlux

No. 72166032 |

IP20 | Metal | Glass | Brushed steel

E27 | Max. 2X15W | Excl. light source



GB HIDDEN: This ceiling fixture is made of opal white glass and brushed steel, and is equipped with a microwave sensor. With the microwave sensor the lamp turns on when movement is detected. The sensor is hidden inside, behind the opal white glass. We recommend using 2x25W light sources or less, or if using energy-saving light sources - 2x11W.

### THE FIXTURE HAS THREE SETTING OPTIONS:

First setting screw as seen from the left:

Range (sensitivity):

Range is a setting option that describes the radius as a more or less circular sensitivity zone on the floor, given that the sensor lamp is installed at a height of 2.5 metre.

If the "reach" screw is turned counter-clockwise to end position, a minimum range with a radius of about 3 metres will be achieved, and if the screw is turned clockwise - a maximum range with a radius of 10 metres is achieved.

Middle setting screw (time setting):

The light of the fixture can be set to remain lit for a period between 8 seconds and 12 minutes. Each registered movement before the expiry of this period will restart the timers. It is recommended to choose the shortest time (8 seconds) when adjusting the sensitivity zone and carrying out the "walk test".

Last setting screw as seen from the left:

Light control setting (lux at which the lamp is to turn on):

The selected light sensitivity can be set steplessly from about 2 to 2000 lux. If the screw is turned counter-clockwise, the sensor will turn the fixture on when it is dark in the room (2 lux). If the screw is turned clockwise, the sensor will turn on in a light room (2,000 lux). The screw must be turned clockwise to end position when adjusting the sensitivity zone and executing the "walk test" in daylight.

DK HIDDEN: Plafonden er produceret i opalhvidt glas og børstet stål og er udstyret med en mikrobølgesensor.

Mikrobølgesensor betyder at lampen tænder ved bevægelse. Sensoren er gemt inde bag det opal hvide glas. Vi anbefaler at man max. benytter 2x25W lyskilder eller med fordel bruger 2x11W energisparepære.

DER ER 3 MULIGHEDER FOR INDSTILLING AF LAMPEN:

Første indstillingskrue set fra venstre:

Rækkevidde (følsomhed):

Rækkevidde er en indstillingsmulighed beregnet til at beskrive den radius som den mere eller mindre cirkulære føle-zone beskriver på gulvet, når sensor-lampen er monteret i en højde af 2,5 meter. Hvis man drejer "reach"-skruen længst muligt modsat uret, opnås min. rækkevidde på ca. 3 meter i radius og hvis man drejer skruen længst muligt med uret, opnår max. rækkevidde på ca. 10 meter i radius.

Miderste indstillingskrue (tidsindstilling):

Lyset i lampen kan indstilles til at være tændt imellem 8 sekunder og 12 minutter. Enhver registreret bevægelse før dette tidsforløb vil genstarte timerne. Det anbefales at vælge den korteste tid (8 sekunder) når man justerer føle-zonen og udfører "gang-testen".

Sidste indstillingskrue set fra venstre:

Lyskontrol indstilling (lux hvor lampen skal tænde):

Den valgte lysfølsomhed kan indstilles trinløst fra ca. 2-2000 lux. Hvis man drejer skruen modsat uret, vil sensoren reagere når der er mørkt i rummet (2 lux). Hvis skruen drejes med uret, vil sensoren reagere i et lyst rum (2000 lux). Skruen skal være drejet helt med uret når uret når føle-zonen justeres og "gang-testen" udføres i dagslys.

DE HIDDEN: Die Leuchte ist aus weißem Opalglas und gebürsteten Edelstahl hergestellt und mit einem Hochfrequenzbewegungs-melder mit Helligkeitssensor ausgestattet. Der Hochfrequenzbewegungsmelder schaltet die Leuchte bei Bewegung im Raum ein. Der Bewegungsmelder befindet sich in der Leuchte hinter dem weißen Opalglas. Wir empfehlen die Verwendungs von Leuchtmitteln mit max. 2 x 25 Watt oder vorzugsweise Energiesparlampen mit 2 x 11 W.

ES GIBT DREI EINSTELLUNGSMÖGLICHKEITEN

FÜR DIE LEUCHE:

Linke Einstellschraube:

Reichweite (Empfindlichkeit):

Die Einstellung der Reichweite bestimmt den Radius des vom Bewegungsmelder erfassten Bereichs, der auf dem Fußboden ungefähr eine Kreisform hat, bei einer Montage der Leuchte in 2,5 Meter Höhe.

Dreht man die „Reach“-Schraube so weit wie möglich entgegen dem Uhrzeigersinn, umfasst die Reichweite einen Radius von ca. 3 Metern und bei einem Drehen der Schraube so weit wie möglich im Uhrzeigersinn umfasst sie einen Radius von ca. 10 Metern.

Mittlere Einstellschraube (Zeiteinstellung):

Die Brenndauer der Leuchte bei einer registrierten Bewegung kann zwischen 8 Sekunden und 12 Minuten eingestellt werden. Mit jeder registrierten Bewegung innerhalb dieses Zeitintervalls verlängert sich die Brenndauer um die eingestellte Zeit. Für die Einstellung der Reichweite und ein Testen des Bewegungsmelders sollte die Zeit auf das kürzeste Intervall (8 Sekunden) eingestellt werden.

Rechte Einstellschraube:

Einstellung des Helligkeitssensors (Umgebungslicht in Lux, bei dem die Leuchte sich einschaltet)

Der Wert des Helligkeitssensors kann stufenlos von 2 bis 2000 Lux eingestellt werden. Dreht man die Schraube entgegen dem Uhrzeigersinn, reagiert der Sensor in dunklen Räumen (2 Lux). Dreht man die Schraube im Uhrzeigersinn, reagiert der Sensor in einem beleuchteten Raum (2000 Lux). Für die Einstellung der Reichweite und ein Testen des Bewegungsmelders bei Tageslicht sollte die Schraube im Uhrzeigersinn bis zum Anschlag gedreht werden.

FR HIDDEN: Le plafond est produit en verre blanc opale et en acier brossé et il est équipé d'un capteur à micro-ondes. Le capteur à micro-ondes signifie que la lumière s'allume en cas de détection de mouvement. Le capteur est caché derrière le verre opale blanc. Nous vous recommandons d'utiliser au maximum 2 ampoules de 25W ou 2 ampoules de 11 W à économie d'énergie.

IL EXISTE 3 OPTIONS DE RÉGLAGE:

Premier ensemble de vis de réglage de gauche :

Portée (sensibilité):

La portée est une option de réglage conçue pour décrire le rayon que la zone de détection circulaire plus ou moins couvre au sol, lorsque le capteur de lumière est monté à une hauteur de 2,5 mètres.

Si vous tournez la vis de « portée » aussi longtemps que possible dans le sens antihoraire, vous atteignez une portée minimale d'environ 3 mètres de rayon et si vous tournez la vis dans le sens horaire aussi longtemps que possible, vous aurez une portée maximale d'environ 10 mètres de rayon.

Vis de réglage centrale :

Réglage de durée :

La lumière de la lampe peut être réglée à être commutée entre 8 secondes et 12 minutes. Tout mouvement détecté devant ce laps de temps redémarre les heures. Il est recommandé de choisir la durée la plus courte (8 secondes) lorsque vous ajustez la zone de détection et d'effectuer le « test de marche ».

Dernière vis de réglage de gauche :

Réglage de commande de la lumière (lux lorsque la lampe doit s'allumer) :

La sensibilité sélectionnée peut être réglée en continu à partir d'env. 2-2 000 lux. Si vous tournez la vis dans le sens antihoraire, le capteur réagira quand il fait sombre dans la chambre (2 lux). Si la vis est tournée dans le sens horaire, le capteur réagira dans une salle lumineuse (2 000 lux). La vis doit être tournée à fond dans le sens horaire lorsque la zone de détection est réglée et le « test de marche » est réalisé en plein jour.

SE HIDDEN: Plafonden är tillverkad av opalvitt glas och borststål och är utrustad med en mikrovågssensor.

Mikrovågssensor innebär att lampen tänds vid rörelse.

Sensorn sitter dold bakom det opalvita glaset. Vi rekommenderar användning av max. 2x25W glödlampor, 2x11W lågenergislampor kan med fördel användas.

DET FINNS 3 OLIKA ALTERNATIV FÖR JUSTERING AV

LAMPAN:

Första justeringskruven från vänster:

Räckvidd (känslighet):

Räckvidd är en justering avsedd att beskriva den radie som den mer eller mindre cirkulära sensor-zonen känner av på golvet när sensor-lamporna är monterade på 2,5 meters höjd. Om man skruvar justeringen så långt som möjligt motsols öppnar man en räckvidd med en radie på ca 3 meter, om man skruvar justeringen så långt som möjligt medsols öppnar man en räckvidd med en radie på ca 10 meter.

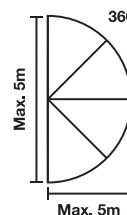
Mittersta justeringskruven (tidsinställning):

Lamporna kan justeras att vara tända mellan 8 sekunder och 12 minuter. Varje rörelse inom denna tidsram gör att timern startar om. Det rekommenderas att använda den kortaste tiden (8 sekunder) när man justerar sensor-zonen och genomför "gång-testet".

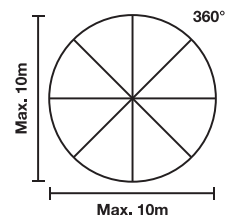
Sista justeringskruven från vänster:

Inställning av ljusstyrning (lux när lamporna ska tändas): Den valda ljuskänsligheten kan justeras steglöst från ca 2-2000 lux. Om man skruvar justeringen motsols kommer sensorn att reagera när det är mörkt i rummet (2 lux). Om man skruvar justeringen medsols kommer sensorn att reagera i ett ljust rum (2000 lux). Justeringen ska vara skruvad så långt som möjligt medsols när man justerar sensor-zonen och genomför "gång-testet" i dagsljus.

SENSOR WALL



SENSOR CEILING



GB The first symbol shows the range in case of ceiling installation. The second symbol shows the range in case of wall installation.

DK Det første symbol viser rækkevidde ved montering på loft - det andet symbol viser rækkevidde ved montering på væg.

DE Das erste Symbol zeigt die Reichweite bei Deckenmontage, das zweite Symbol bei Wandmontage.

FR Le premier symbole indique la plage lorsque le produit est monté au plafond ; le second symbole représente la plage quand il est monté sur le mur.

SE Den första bilden visar räckvidd vid montering i taket - den andra bilden visar räckvidd vid montering på en vägg.



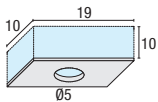
### RAVEN MINI 3-KIT

by Nordlux

No. 79010001 | | 230V | 3x80 Lumen  
□ | IP23 | Aluminium | Acrylic | White  
Adjustable 15°  
LED | Fixed 3x1W LED light source



Monteringsmål  
Inbyggnadsmått  
Einbaumaße  
Mounting dimensions  
Les dimensions de montage



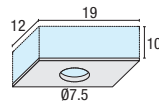
### RAVEN 1-KIT

by Nordlux

No. 79000001 | | 230V | 240 Lumen  
□ | IP23 | Aluminium | Acrylic | White  
Adjustable 15°  
LED | Fixed 3x1W LED light source



Monteringsmål  
Inbyggnadsmått  
Einbaumaße  
Mounting dimensions  
Les dimensions de montage



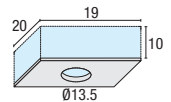
### LIMA 14

by Nordlux

No. 79150001 | | 230V | 560 Lumen  
□ | IP44 | Aluminium | Acrylic  
LED | Fixed 8W LED light source



Monteringsmål  
Inbyggnadsmått  
Einbaumaße  
Mounting dimensions  
Les dimensions de montage



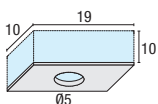
### RAVEN MINI 3-KIT

by Nordlux

No. 79010029 | | 230V | 3x80 Lumen  
□ | IP23 | Aluminium | Acrylic  
Adjustable 15°  
LED | Fixed 3x1W LED light source



Monteringsmål  
Inbyggnadsmått  
Einbaumaße  
Mounting dimensions  
Les dimensions de montage



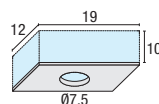
### RAVEN 1-KIT

by Nordlux

No. 79000029 | | 230V | 240 Lumen  
□ | IP23 | Aluminium | Acrylic  
Adjustable 15°  
LED | Fixed 3x1W GU10 light source



Monteringsmål  
Inbyggnadsmått  
Einbaumaße  
Mounting dimensions  
Les dimensions de montage



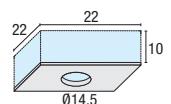
### LIMA 16

by Nordlux

No. 79160001 | | 230V | 840 Lumen  
□ | IP44 | Aluminium | Acrylic  
LED | Fixed 12W LED light source



Monteringsmål  
Inbyggnadsmått  
Einbaumaße  
Mounting dimensions  
Les dimensions de montage







### GU10 6W COB DIMMABLE

by Nordlux

No. 1379070 | | 230V | 380 Lumen  
2700 Kelvin | 1020 Cd | 80 Ra



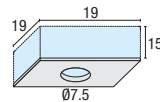
### TRITON 3-KIT COB

by Nordlux

No. 78840001 | | 230V | 3x350 Lumen  
 | IP23 | Metal | White | Adjustable 25°  
GU10 | Max. 3X35W | Incl. 3x1379070 6W Cob LED



Monteringsmål  
Inbyggnadsmått  
Einbaumaße  
Mounting dimensions  
Les dimensions de montage



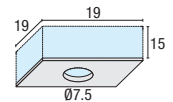
### TRITON 3-KIT COB

by Nordlux

No. 78840032 | | 230V | 3x350 Lumen  
 | IP23 | Metal | Brushed Steel | Adjustable 25°  
GU10 | Max. 3X35W | Incl. 3x1379070 6W Cob LED



Monteringsmål  
Inbyggnadsmått  
Einbaumaße  
Mounting dimensions  
Les dimensions de montage



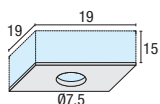
### TRITON 3-KIT

by Nordlux

No. 54480101 | | 230V | 3x220 Lumen  
 | IP23 | Metal | White | Adjustable 25°  
GU10 | Max. 3X35W | Incl. 3x35W GU10



Monteringsmål  
Inbyggnadsmått  
Einbaumaße  
Mounting dimensions  
Les dimensions de montage



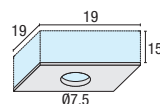
### TRITON 3-KIT

by Nordlux

No. 54480129 | | 230V | 3x220 Lumen  
 | IP23 | Metal | Chrome | Adjustable 25°  
GU10 | Max. 3X35W | Incl. 3x35W GU10



Monteringsmål  
Inbyggnadsmått  
Einbaumaße  
Mounting dimensions  
Les dimensions de montage



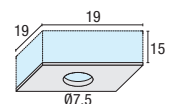
### TRITON 3-KIT

by Nordlux

No. 54480132 | | 230V | 3x220 Lumen  
 | IP23 | Metal | Brushed steel | Adjustable 25°  
GU10 | Max. 3X35W | Incl. 3x35W GU10



Monteringsmål  
Inbyggnadsmått  
Einbaumaße  
Mounting dimensions  
Les dimensions de montage





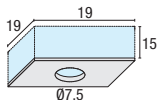
**TRITON 3-KIT LED SMD**

by Nordlux

No. 54360101 | | 230V | 3x220 Lumen  
 □ | IP23 | Metal | White | Adjustable 25°  
 GU10 | Max. 3X35W | Incl. 3x3W LED SMD



Monteringsmål  
 Inbyggnadsmått  
 Einbaumaße  
 Mounting dimensions  
 Les dimensions de montage



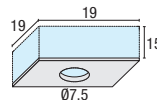
**TRITON 3-KIT LED**

by Nordlux

No. 54390101 | | 230V | 3x160 Lumen  
 □ | IP23 | Metal | White | Adjustable 25°  
 GU10 | Max. 3X35W | Incl. 3x3W LED



Monteringsmål  
 Inbyggnadsmått  
 Einbaumaße  
 Mounting dimensions  
 Les dimensions de montage



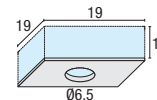
**SOLID 3-KIT**

by Nordlux

No. 20080101 | | 230V | 3x220 Lumen  
 □ | IP23 | Metal | White  
 GU10 | Max. 3X35W | Incl. 3x28W GU10



Monteringsmål  
 Inbyggnadsmått  
 Einbaumaße  
 Mounting dimensions  
 Les dimensions de montage



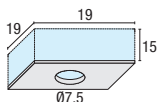
**TRITON 3-KIT LED SMD**

by Nordlux

No. 54360132 | | 230V | 3x220 Lumen  
 □ | IP23 | Metal | Brushed steel | Adjustable 25°  
 GU10 | Max. 3X35W | Incl. 3x3W LED SMD



Monteringsmål  
 Inbyggnadsmått  
 Einbaumaße  
 Mounting dimensions  
 Les dimensions de montage



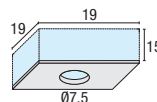
**TRITON 3-KIT LED**

by Nordlux

No. 54390132 | | 230V | 3x160 Lumen  
 □ | IP23 | Metal | Brushed steel | Adjustable 25°  
 GU10 | Max. 3X35W | Incl. 3x3W LED



Monteringsmål  
 Inbyggnadsmått  
 Einbaumaße  
 Mounting dimensions  
 Les dimensions de montage



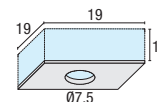
**SOLID 3-KIT**

by Nordlux

No. 20080132 | | 230V | 3x220 Lumen  
 □ | IP23 | Metal | Brushed steel  
 GU10 | Max. 3X35W | Incl. 3x28W GU10



Monteringsmål  
 Inbyggnadsmått  
 Einbaumaße  
 Mounting dimensions  
 Les dimensions de montage





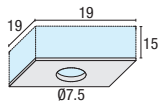
### RECESS 3-KIT LED

by Nordlux

No. 20240101 | | 230V | 3x200 Lumen  
 □ | IP23 | Metal | White | Adjustable 30°  
 GU10 | Max. 3x35W | Incl. 3x3W LED



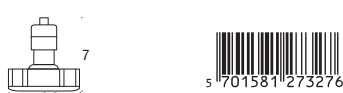
Monteringsmål  
 Inbyggingsmått  
 Einbaumaße  
 Mounting dimensions  
 Les dimensions de montage



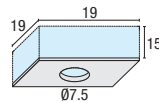
### RECESS 3-KIT LED

by Nordlux

No. 20240132 | | 230V | 3x200 Lumen  
 □ | IP23 | Metal | Brushed steel | Adjustable 30°  
 GU10 | Max. 3x35W | Incl. 3x3W LED



Monteringsmål  
 Inbyggingsmått  
 Einbaumaße  
 Mounting dimensions  
 Les dimensions de montage



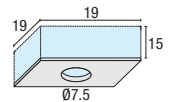
### RECESS 3-KIT COB

by Nordlux

No. 78850001 | | 230V | 3x350 Lumen  
 □ | IP23 | Metal | White | Adjustable 30°  
 GU10 | Max. 3x35W | Incl. 3x1379070 6W Cob LED



Monteringsmål  
 Inbyggingsmått  
 Einbaumaße  
 Mounting dimensions  
 Les dimensions de montage



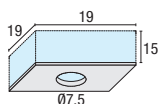
### RECESS 3-KIT

by Nordlux

No. 20060101 | | 230V | 3x220 Lumen  
 □ | IP23 | Metal | White | Adjustable 30°  
 GU10 | Max. 3x35W | Incl. 3x28W GU10



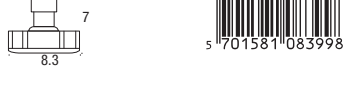
Monteringsmål  
 Inbyggingsmått  
 Einbaumaße  
 Mounting dimensions  
 Les dimensions de montage



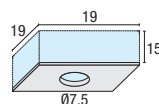
### RECESS 3-KIT

by Nordlux

No. 20060132 | | 230V | 3x220 Lumen  
 □ | IP23 | Metal | Brushed steel | Adjustable 30°  
 GU10 | Max. 3x35W | Incl. 3x28W GU10



Monteringsmål  
 Inbyggingsmått  
 Einbaumaße  
 Mounting dimensions  
 Les dimensions de montage



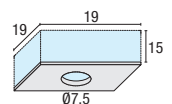
### RECESS 3-KIT COB

by Nordlux

No. 78850032 | | 230V | 3x350 Lumen  
 □ | IP23 | Metal | Brushed Steel | Adjustable 30°  
 GU10 | Max. 3x35W | Incl. 3x1379070 6W Cob LED



Monteringsmål  
 Inbyggingsmått  
 Einbaumaße  
 Mounting dimensions  
 Les dimensions de montage







### GU10 6W COB DIMMABLE

by Nordlux

No. 1379070 | | 230V | 380 Lumen  
2700 Kelvin | 1020 Cd | 80 Ra



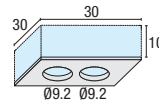
### GALILEI 2-SPOT

by Nordlux

No. 21070101 | | 230V | 220 Lumen  
 | IP23 | Metal | Aluminium | Adjustable 35°  
GU10 | Max. 2x35W | Incl. 2x35W GU10



Monteringsmål  
Inbyggnadsmått  
Einbaumaße  
Mounting dimensions  
Les dimensions de montage



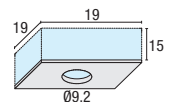
### GALILEI 1-SPOT

by Nordlux

No. 21060101 | | 230V | 220 Lumen  
 | IP23 | Metal | Aluminium | Adjustable 35°  
GU10 | Max. 35W | Incl. 35W GU10



Monteringsmål  
Inbyggnadsmått  
Einbaumaße  
Mounting dimensions  
Les dimensions de montage



INDOOR



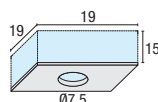
### NICHE 3-KIT

by Nordlux

No. 20010132 | | 230V | 3x220 Lumen  
 | IP23 | Metal | Brushed steel | Adjustable 30°  
GU10 | Max. 3x35W | Incl. 3x35W GU10



Monteringsmål  
Inbyggnadsmått  
Einbaumaße  
Mounting dimensions  
Les dimensions de montage



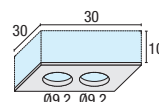
### GALILEI 2-SPOT

by Nordlux

No. 21070129 | | 230V | 2x220 Lumen  
 | IP23 | Metal | Aluminium | Adjustable 35°  
GU10 | Max. 2x35W | Incl. 2x35W GU10



Monteringsmål  
Inbyggnadsmått  
Einbaumaße  
Mounting dimensions  
Les dimensions de montage



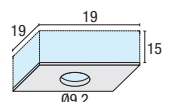
### GALILEI 1-SPOT

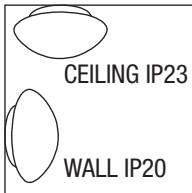
by Nordlux

No. 21060129 | | 230V | 220 Lumen  
 | IP23 | Metal | Aluminium | Adjustable 35°  
GU10 | Max. 35W | Incl. 35W GU10



Monteringsmål  
Inbyggnadsmått  
Einbaumaße  
Mounting dimensions  
Les dimensions de montage





**NOTA - BUILT ON**

by Nordlux

No. 77750101 | | 230V  
 | IP23/IP20 | Metal | White  
 Adjustable 25°  
 GU10 | Max. 8W SMD LED | Excl. light source



**NOTA - BUILT ON**

by Nordlux

No. 77750103 | | 230V  
 | IP23/IP20 | Metal | Black  
 Adjustable 25°  
 GU10 | Max. 8W SMD LED | Excl. light source



**NOTA - BUILT ON**

by Nordlux

No. 77750129 | | 230V  
 | IP23/IP20 | Metal | Grey  
 Adjustable 25°  
 GU10 | Max. 8W SMD LED | Excl. light source



**CAMBIO - BUILT IN/ON**

by Nordlux

No. 79470029 | | 12V | 110 Lumen  
 | IP20 | Aluminium | Silver  
 LED | Fixed 2W LED light source



**CAMBIO - BUILT ON**

by Nordlux

No. 79480029 | | 12V | 180 Lumen  
 | IP20 | Aluminium | Silver  
 LED | Max. 3W | Fixed 3W LED light source



**CAMBIO - DRIVER**

by Nordlux

No. 79490000 | | 12V  
 | IP20 | Plastic | White  
 LED | Max. 15W





**GU10 3W LED**

by Nordlux

No. 1353070 |   
 280 Lumen | Ra 80  
 Kelvin 3200



**GEYER - BUILT ON**

by Nordlux

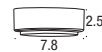
No. 76806001 | | 230V | 280 Lumen  
 | IP20 | Metal | White  
 GU10 | Max. 3W | Incl. 3W GU10 LED ( No. 1353070)



**GEYER - BUILT ON**

by Nordlux

No. 76806032 | | 230V | 280 Lumen  
 | IP20 | Metal | Brushed steel  
 GU10 | Max. 3W | Incl. 3W GU10 LED ( No.1353070)



**UNNA 3-KIT - BUILT IN/ON**

by Nordlux

Incl. Transformer

No. 76836032 | | 12V | 3x250 Lumen  
 | IP20 | Metal | Glass | Brushed steel  
 LED | Fixed 3x3W LED light source | Max. 6 spots



**TRIANGEL 3-KIT - BUILT ON**

by Nordlux

Incl. Transformer 10-60W

No. 77927133 | | 12V | 3x240 Lumen  
 | IP20 | Metal | Glass | Brushed steel  
 G4 | Max. 3x20W | Incl. 3x20W G4



**LISMORE 4-KIT - BUILT ON**

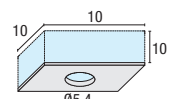
by Nordlux

Incl. Transformer

No. 76730001 | | 12V | 72 Lumen  
 | IP20 | Metal | Glass | Chrome  
 LED | Fixed 4x0,5W LED light source



Monteringsmål  
 Inbyggnadsmått  
 Einbaumaße  
 Mounting dimensions  
 Les dimensions de montage



Dampspærre  
Moisture membrane  
Dampfsperre  
Fuktspärrens  
La barrière de vapeur

5,4 Ltr = ex. 19 x 19 x 15 cm

DK - Nordlux Spot box er ideel til montering på forskallingsbrædder i alle lofter af brændbare materialer. Efter montering bevarer den dampspærrens tæthed, og beskytter samtidig mod støv og stød.

Nordlux Spot box er fremstillet i selvslukkende VO-materiale og giver mulighed for at overholde krav om indbygningsmål på de fleste indbygningsspots. Indbygningmålene sikrer at indbygningsspottene har tilstrækkeligt med luft, for ikke at blive overophedede. Boksen giver, med sin konstruktion, mulighed for at isolere rundt om og ovenpå boksen.

Nordlux Spot box er udviklet i samarbejde mellem Nordlux' udviklingsafdeling og fagfolk fra autoriserede elinstallatører.

Nordlux Spot box er velegnet til indbygningsspots med luftmål op til 5,4 Ltr.

GB - Nordlux Spot box is perfect for mounting on lathing on any ceiling made from inflammable materials.

After mounting it preserves the density of the moisture membrane and protects against dust and absorbs impacts as well.

Nordlux Spot box is made from self-extinguishing VO-material, which makes it possible to comply with the standards for installation dimensions for most built-in spots.

The installation dimensions ensure that there will be sufficient space above the spots in order to avoid superheating.

The construction of Nordlux Spot box makes it possible to insulate both around and on top of the box.

Nordlux Spot box is result of a team work between the Nordlux development dept. and experts from the certified electricians.

D - Nordlux Spot box ist ideell für die Montage auf den Schalungsbrettern in allen Decken aus brennbaren Materialien. Nach der Montage bleibt die Dichte der Dampfsperre bewahrt und Nordlux Spot box schützt gleichzeitig vor Staub und Stromstößen.

Nordlux Spot box besteht aus selbstlöschendem VO Material und entspricht den Einbaumaßen der meisten Einbauspots. Die Einbaumaße gewährleisten, dass ausreichend Luft an die Einbauspots kommt und eine Überhitzung vermieden wird. Aufgrund der Konstruktion der Box kann rundherum sowie auf der Safetybox isoliert werden.

Nordlux Spot box wurde von der Nordlux Entwicklungsabteilung sowie Fachleuten/ Elektroinstallateuren entwickelt.

S - Nordlux Spot box är idealisk för montering på brädfodring i alla tak av brännbart material. Efter montering bevarar den fuktspärrens täthet och skyddar samtidigt mot damm och stötar.

Nordlux Spot box är tillverkad i självsläckande VO-material och gör det möjligt att följa krav om inbyggnadsmått på de flesta inbyggnadsspottar. Inbyggnadsmåtten gör att inbyggnadsspottarna får tillräckligt med luft för att inte överhettas. Boxens konstruktion gör det möjligt att isolera omkring och ovanpå den.

Nordlux Spot box är framtagen i samarbete mellan Nordlux utvecklingsavdelning och fackmän från auktoriserade elinstallatörer.

F - Nordlux Spot box est l'idéal pour le montage sur des voliges dans tous les combles en matériaux inflammables.

Après le montage, il préserve l'imperméabilité de la barrière de vapeur et protège en même temps contre la poussière et les chocs.

Nordlux Spot box est fabriqué en matériau VO à extinction automatique et offre la possibilité de respecter les exigences de dimensions d'encastrement dans la plupart des spots encastrables.

Ces dimensions d'encastrement garantissent que les spots encastrables disposent de suffisamment d'air pour qu'il n'y ait aucun risque de surchauffe.


La construction de ce boîtier offre la possibilité d'isoler autour et au-dessus du boîtier.

Nordlux Spot box a été mis au point en collaboration entre le service de développement de Nordlux et des spécialistes de plusieurs installateurs électriques agréés.



## SPOT BOX

by Nordlux

No. 76859999 | 

Plastic






NEW

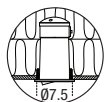
**MIXIT PRO**

by Nordlux

No. 71810132 |  | 230V  
 □ | IP23 | Metal | Plastic | Brushed steel  
 Brushed steel | Adjustable 25°  
 GU10 | Max. 4W | Excl. light source




Monteringsmål  
 Inbyggnadsmått  
 Einbaumaße  
 Mounting dimensions  
 Les dimensions de montage



NEW

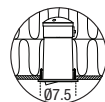
**MIXIT PRO**

by Nordlux


No. 71810101 |  | 230V  
 □ | IP23 | Metal | Plastic | White  
 White | Adjustable 25°  
 GU10 | Max. 4W | Excl. light source



Monteringsmål  
 Inbyggnadsmått  
 Einbaumaße  
 Mounting dimensions  
 Les dimensions de montage

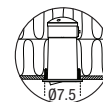
**MIXIT - 2 RINGS INCLUDED**

by Nordlux

No. 71820132 |  | 230V  
 □ | IP23 | Metal | Plastic  
 Brushed steel / White | Adjustable 25°  
 GU10 | Max. 4W | Excl. light source



Monteringsmål  
 Inbyggnadsmått  
 Einbaumaße  
 Mounting dimensions  
 Les dimensions de montage

**MIXIT PRO**

DK

Monteringsboksen er forsynet med en hurtigmonterings samlemuffe  
 Den har lavere indbygningshøjde end den almindelige Mixit  
 Mixit pro har et nyt og hurtigt loft monteringsystem

GB

The installation box contains a fast-installation-cable joint.  
 The installation height is smaller compared to the original Mixit.  
 The Mixit Pro has a new developed and easy installation system for the ceiling.

D


Die Montagebox ist mit einer Schnellmontage-Klemmleiste ausgestattet.  
 Die Leuchte hat eine geringere Einbauhöhe als die normale Mixit.  
 Mixit pro hat ein neues und schnelles Deckenmontagesystem

F

Le box de montage est fourni avec un machon de jonction simple  
 Hauteur de montage est plus bas que chez Mixit universel  
 Mixit pro a un nouveau système de montage simple et rapide

S

Monteringsboxen är försädd med en snabbkopplingsplint  
 Den har lägre inbyggnadshöjd än den traditionella Mixit  
 Mixit pro har ett nytt och snabbt takmonteringssystem





### TIP

by Nordlux

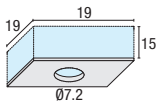
No. 20290131 |  | 230V | 220 Lumen  
Adjustable 30°

 | IP23 | Metal | Galvanized

GU10 | Max. 35W | Incl. 35W GU10




Monteringsmål  
Inbyggnadsmått  
Einbaumaße  
Mounting dimensions  
Les dimensions de montage



### PROFF

by Nordlux

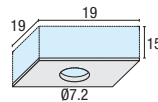
No. 20280131 |  | 230V | 220 Lumen  
Adjustable 25°

 | IP23 | Metal | Plastic | Galvanized

GU10 | Max. 35W | Incl. 35W GU10




Monteringsmål  
Inbyggnadsmått  
Einbaumaße  
Mounting dimensions  
Les dimensions de montage



### MARS 5-KIT

by Nordlux

Incl. Transformer 35-105W

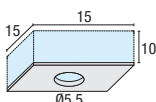
No. 15370132 |  | 12V

 | IP23 | Metal | Brushed steel

GU4 | Max. 5X20W | Incl. 5x20W G4



Monteringsmål  
Inbyggnadsmått  
Einbaumaße  
Mounting dimensions  
Les dimensions de montage




### HALO-STAR 6-KIT

by Nordlux

Incl. Transformer 20-60W

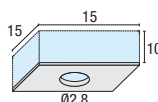
No. 1546032 |  | 12V | 120 Lumen

 | IP20 | Metal | Brushed steel

G4 | Max. 6X10W | Incl. 6x10W G4



Monteringsmål  
Inbyggnadsmått  
Einbaumaße  
Mounting dimensions  
Les dimensions de montage






### JUPITER 3-KIT

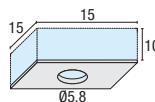
by Nordlux

Incl. Transformer 20-60W

No. 15710101 |  | 12V | 3x249 Lumen  
 ◆ | IP23 | Metal | White | Adjustable 40°  
 GU4 | Max. 3X20W | Incl. 3x20W GU4




Monteringsmål  
 Inbyggnadsmått  
 Einbaumaße  
 Mounting dimensions  
 Les dimensions de montage



### JUPITER 3-KIT

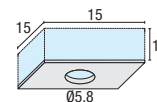
by Nordlux

Incl. Transformer 20-60W

No. 15710132 |  | 12V | 3x249 Lumen  
 ◆ | IP23 | Metal | Brushed steel | Adjustable 40°  
 GU4 | Max. 3X20W | Incl. 3x20W GU4




Monteringsmål  
 Inbyggnadsmått  
 Einbaumaße  
 Mounting dimensions  
 Les dimensions de montage



### JUPITER 5-KIT

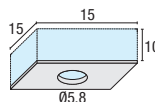
by Nordlux

Incl. Transformer 35-105W

No. 15720101 |  | 12V | 5x249 Lumen  
 ◆ | IP23 | Metal | White | Adjustable 40°  
 GU4 | Max. 5X20W | Incl. 5x20W GU4




Monteringsmål  
 Inbyggnadsmått  
 Einbaumaße  
 Mounting dimensions  
 Les dimensions de montage



### JUPITER 5-KIT

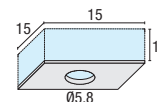
by Nordlux

Incl. Transformer 35-105W

No. 15720132 |  | 12V | 5x249 Lumen  
 ◆ | IP23 | Metal | Brushed steel | Adjustable 40°  
 GU4 | Max. 5X20W | Incl. 5x20W GU4



Monteringsmål  
 Inbyggnadsmått  
 Einbaumaße  
 Mounting dimensions  
 Les dimensions de montage

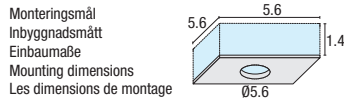




### MINI DOWN 1-KIT

by Nordlux  
Excl. Transformer

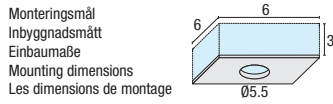
No. 15670101 | | 12V | 120 Lumen  
◆ IP44 | Metal | Glass | White  
G4 | Max. 10W | Incl. 1x10W G4



### MERCUR 3-KIT LED

by Nordlux  
Incl. Transformer 20-60W

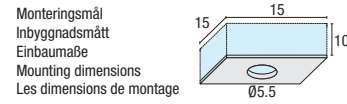
No. 76930101 | | 12V | 3x60 Lumen  
◆ IP44 | Metal | Glass | White | Max. 6 spots  
G4 | Max. 3x1,2W | Incl. 3x1,2W G4 LED



### MERCUR 3-KIT

by Nordlux  
Incl. Transformer 20-60W

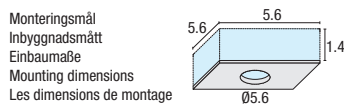
No. 15630101 | | 12V | 3x200 Lumen  
◆ IP44 | Metal | Glass | White  
G4 | Max. 3x20W | Incl. 3x20W G4



### MINI DOWN 1-KIT

by Nordlux  
Excl. Transformer

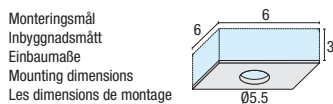
No. 15670129 | | 12V | 120 Lumen  
◆ IP44 | Metal | Glass | Aluminium  
G4 | Max. 10W | Incl. 1x10W G4



### MERCUR 3-KIT LED

by Nordlux  
Incl. Transformer 20-60W

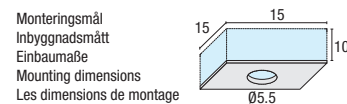
No. 76930132 | | 12V | 3x60 Lumen  
◆ IP44 | Metal | Glass | White | Max. 6 spots  
G4 | Max. 3x1,2W | Incl. 3x1,2W G4 LED



### MERCUR 3-KIT

by Nordlux  
Incl. Transformer 20-60W

No. 15630132 | | 12V | 3x200 Lumen  
◆ IP44 | Metal | Glass | Brushed steel  
G4 | Max. 3x20W | Incl. 3x20W G4







**MERCUR 5-KIT**

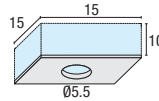
by Nordlux

Incl. Transformer 35-105W

No. 15650101 | | 12V | 5x200 Lumen  
 ⚡ | IP44 | Metal | Glass | White  
 G4 | Max. 5X20W | Incl. 5x20W G4



Monteringsmål  
 Inbyggnadsmått  
 Einbaumaße  
 Mounting dimensions  
 Les dimensions de montage



**MERCUR 5-KIT**

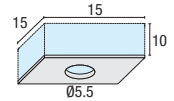
by Nordlux

Incl. Transformer 35-105W

No. 15650132 | | 12V | 5x200 Lumen  
 ⚡ | IP44 | Metal | Glass | Brushed steel  
 G4 | Max. 5X20W | Incl. 5x20W G4



Monteringsmål  
 Inbyggnadsmått  
 Einbaumaße  
 Mounting dimensions  
 Les dimensions de montage



**MERCUR WHITE 3-KIT  
 BUILD ON MOUNTING  
 RINGS INCLUDED IP23**




**MERCUR BRUSHED STEEL  
 3-KIT BUILD ON MOUNTING  
 RINGS INCLUDED IP23**



**MERCUR WHITE 5-KIT  
 BUILD ON MOUNTING  
 RINGS INCLUDED IP23**



**MERCUR BRUSHED STEEL  
 5-KIT BUILD ON MOUNTING  
 RINGS INCLUDED IP23**





NEW

### PIPE

by Nordlux

No. 79250029 | | 340 Lumen  
◆ | IP20 | Plastic | Silver grey  
Incl. 5W | Incl. driver



NEW

### PIPE

by Nordlux

No. 79260029 | | 800 Lumen  
◆ | IP20 | Plastic | Silver grey  
Incl. 10W | Incl. driver



NEW

### PIPE CONNECTOR

by Nordlux

No. 79270010 |   
◆ | IP20 | Plastic | Black



NEW

### PIPE

by Nordlux

No. 79290029 | | 340 Lumen  
◆ | IP20 | Plastic | Silver grey  
Incl. 5W | Excl. driver



NEW

### PIPE

by Nordlux

No. 79300029 | | 800 Lumen  
◆ | IP20 | Plastic | Silver grey  
Incl. 10W | Excl. driver



NEW

### PIPE CONNECTOR

by Nordlux

No. 79280010 |   
◆ | IP20 | Plastic | Black





NEW

**NIMBA**

by Nordlux

No. 79550000 | | 720 Lumen  
◆ | IP65 Driver IP20 | Plastic | White  
Incl. 20W | Incl. driver  
Cable 1.5 m



NEW



**NIMBA WITH REMOTE**

by Nordlux

No. 79560000 | | 720 Lumen  
◆ | IP65 Driver IP20 | Plastic | White  
Incl. 20W | Incl. driver + remote  
Cable 1.5 m

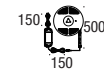


NEW

**NIMBA**

by Nordlux

No. 79570000 | | 1200 Lumen  
◆ | IP65 Driver IP20 | Plastic | White  
Incl. 30W | Incl. driver  
Cable 2x1.5 m



NEW

**STRIP-RAIL**

by Nordlux

No. 79209929 | | 720 Lumen  
◆ | IP20 | Plastic | Aluminium



NEW

**STRIP-RAIL**

by Nordlux

No. 79219929 | | 720 Lumen  
◆ | IP20 | Plastic | Aluminium





### LED STRIP

by Nordlux

No. 76770000 | | 550 Lumen

◆ | IP20 | Plastic | White

LED | Fixed 12W LED light source | Incl. driver

### LED STRIP WITH REMOTE

by Nordlux

No. 76780000 | | 550 Lumen

◆ | IP20 | Plastic | White

LED | Fixed 30W LED light source | Incl. driver





INDOOR



### CABINET 2X3W LED

by Nordlux

No. 15556101 | 3 | 2x200 Lumen  
□ | IP20 | Metal | Glass | White  
LED | Max. 2x3W | Incl. 2x3W LED



### CABINET 3X3W LED

by Nordlux

No. 15566101 | 3 | 3x200 Lumen  
□ | IP20 | Metal | Glass | White  
LED | Max. 3x3W | Incl. 3x3W LED



### CHAMBER 8W

by Nordlux

No. 27226101 | 3 | 450 Lumen  
□ | IP20 | Plastic | White  
G5 | Max. 8W | Incl. 8W T5



### CHAMBER 13W

by Nordlux

No. 27236101 | 3 | 800 Lumen  
□ | IP20 | Plastic | White  
G5 | Max. 13W | Incl. 13W T5



### CABINET 2X20W

by Nordlux

No. 15856101 | 3 | 2x200 Lumen  
□ | IP20 | Metal | Glass | White  
G4 | Max. 2x20W | Incl. 2x20W G4



### CABINET 3X20W

by Nordlux


No. 15866101 | 3 | 3x200 Lumen  
□ | IP20 | Metal | Glass | White  
G4 | Max. 3x20W | Incl. 3x20W G4



### SUPERLITE 13W

by Nordlux


No. 27376101 | 3 | 800 Lumen  
⊙ | IP20 | Plastic | White  
G5 | Max. 13W | Incl. 13W T5



### CLEARLINE 2X18W

by Nordlux


No. 27106101 | 3 | 1100 Lumen  
⊙ | IP20 | Metal | Plastic | White  
G13 | Max. 2X18W | Incl. 2X18W T8



### CABINET 2X20W

by Nordlux

No. 15856132 | 3 | 2x200 Lumen  
□ | IP20 | Metal | Glass | Brushed steel  
G4 | Max. 2x20W | Incl. 2x20W G4



### CABINET 3X20W

by Nordlux

No. 15866132 | 3 | 3x200 Lumen  
□ | IP20 | Metal | Glass | Brushed steel  
G4 | Max. 3x20W | Incl. 3x20W G4



### BOXLINE 13W

by Nordlux

No. 27496101 | 3 | 800 Lumen  
□ | IP21 | Plastic | White  
G5 | Max. 13W | Incl. 13W T5



### CHAMBER 8W

by Nordlux

No. 27226101 | 3 | 450 Lumen  
□ | IP20 | Plastic | White  
G5 | Max. 8W | Incl. 8W T5





**WORKS IP65 1X18W**

by Nordlux

No. 27306101 | | 960 Lumen

⊕ | IP65 | Plastic | White

G13 | Max. 18W | Incl. 18W T8



66



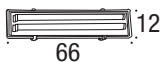
**WORKS IP65 2X18W**

by Nordlux

No. 27326101 | | 2x960 Lumen

⊕ | IP65 | Plastic | White

G13 | Max. 2X18W | Incl. 2X18W T8



66




**WORKS IP65 1X36W**

by Nordlux

No. 27316101 | | 2650 Lumen

⊕ | IP65 | Plastic | White

G13 | Max. 36W | Incl. 36W T8



126




**WORKS IP65 2X36W**

by Nordlux

No. 27336101 | | 2x2650 Lumen

⊕ | IP65 | Plastic | White

G13 | Max. 2X36W | Incl. 2X36W T8



126



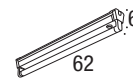
**WORKS STANDARD 1X18W**

by Nordlux

No. 27266101 | | 1110 Lumen

⊕ | IP20 | Metal | White

G13 | Max. 18W | Incl. 18W T8



62



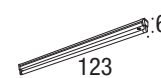
**WORKS STANDARD 2X36W**

by Nordlux

No. 27276101 | | 2650 Lumen

⊕ | IP20 | Metal | White

G13 | Max. 36W | Incl. 36W T8



123



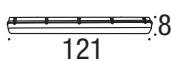
**INDUSTRY 1X28W**

by Nordlux

No. 27616101 | | 2600 Lumen

⊕ | IP65 | Plastic Polycarbonate | White

G5 | Max. 28W | Incl. 28W T5



121



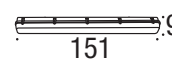
**INDUSTRY 1X35W**

by Nordlux

No. 27626101 | | 3200 Lumen

⊕ | IP65 | Plastic Polycarbonate | White

G5 | Max. 35W | Incl. 35W T5



151



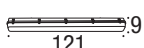
**INDUSTRY 2X28W**

by Nordlux

No. 27636101 | | 2x2600 Lumen

⊕ | IP65 | Plastic Polycarbonate | White

G5 | Max. 2X28W | Incl. 2X28W T5



121



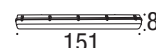
**INDUSTRY 2X35W**

by Nordlux

No. 27646101 | | 2x3200 Lumen

⊕ | IP65 | Plastic Polycarbonate | White

G5 | Max. 2X35W | Incl. 2X35W T5



151





# OUTDOOR

## LIGHTING SERIES 186

Serier | Serier | Serien | Eclairage | Serie

## WALL LIGHTING 232

Væglamper | Vägglampor | Wandleuchten | Appliques et plafonniers

## GROUND RECESSED LIGHTING 256

Nedgravning | Nedgrävning | Gehwegstrahler | Spot à enterrer | Ande sobre

## BUILT IN 258

Indbygning | Innbyggnad | Einbaustrahler | Spot à poser | Ande sobre

Nordlux udendørslamper er testet under barske skandinaviske klimaforhold.

De fleste lamper kan parallelforbindes. Vi yder 15 års garanti mod gennemtæring af varmgalvaniserede lamper og kobberlamper. Vi tilbyder høj kvalitet til fornuftige priser. Det har vi over 30 års erfaring med.

Nordlux utomhuslampor testas i det hårda skandinaviska klimatet. De flesta lamporna kan parallellkopplas. Vi ger 15 års garanti mot perforation på lampor av galvaniserat stål och koppar. Vi erbjuder bra kvalitet till ett rimligt pris.

Vi har mer än 30 års erfarenheter av det.

Die Außenleuchten von Nordlux sind im harten skandinavischen Klima getestet worden. Die meisten Leuchten können parallel geschaltet werden. Wir geben 15 Jahre Garantie auf Leuchten in feuerverzinkter stahlblech und Kupfer.

Die Garantie gilt bei Angriffen von Rost mit durchgehender Verätzung.

Wir bieten gute Qualität zu einem fairen Preis.

Wir verfügen über mehr als 30 Jahre Erfahrung in unserem Sektor.

Nordlux outdoor fittings are tested in the harsh Scandinavian climate.

Most fittings can be connected in parallel. We give 15 years guarantee against perforation on galvanized and copper fittings. We offer good quality at a fair price.

We possess more than 30 years of experience in that.

Les luminaires extérieurs Nordlux sont testés dans le climat agressif scandinave.

La plupart des luminaires se branchent en parallèle. Nous accordons une garantie de 15 ans contre toute corrosion survenue sur les luminaires galvanisés et en cuivre. Nous offrons la qualité à des prix abordables.

Nous en avons plus de 30 ans d'expérience.



**NEXUS OUT**

Designed by Bønnelycke mdd

No. 78701003 |

IP44 | Metal | Plastic | Glass | Black  
E27 | Max. 60W | Excl. light source

**NEXUS OUT**

Designed by Bønnelycke mdd

No. 78701031 |

IP44 | Metal | Plastic | Glass | Galvanized  
E27 | Max. 60W | Excl. light source



**VIEW**

Designed by Bønnelycke mdd

No. 78711003 |

IP44 | Metal | Plastic | Glass | Black  
E27 | Max. 60W | Excl. light source

**VIEW**

Designed by Bønnelycke mdd

No. 78711031 |

IP44 | Metal | Plastic | Glass | Galvanized  
E27 | Max. 60W | Excl. light source









NEW IP44

**TWIN**

Designed by Bjørn + Balle

No. 78771003 |

☐ | IP44 | Metal | Aluminium | Black  
E27 | Max. 11W | Excl. light source




NEW IP44

**TWIN**

Designed by Bjørn + Balle

No. 78771050 |

☐ | IP44 | Metal | Aluminium | Grey  
E27 | Max. 11W | Excl. light source



NEW IP44

**FRAME**

Designed by Bønnelycke mdd

No. 78721003 |

☐ | IP44 | Metal | Plastic | Glass | Black  
E27 | Max. 60W | Excl. light source



NEW IP44 15 YEAR ANTI CORROSION GUARANTEE

**FRAME**

Designed by Bønnelycke mdd

No. 78721031 |

☐ | IP44 | Metal | Plastic | Glass | Galvanized  
E27 | Max. 60W | Excl. light source





### SAIL

Designed by Nordlux

No. 78461001 |

⊕ | IP44 | Aluminium | Glass | White  
E27 | Max. 60W | Excl. light source



### SAIL

Designed by Nordlux

No. 78461003 |

⊕ | IP44 | Aluminium | Glass | Black  
E27 | Max. 60W | Excl. light source



### SAIL

Designed by Nordlux

No. 78461050 |

⊕ | IP44 | Aluminium | Glass | Anthracite  
E27 | Max. 60W | Excl. light source











**DREAM 1**

Designed by Bønnelycke mdd

No. 78741003 |

⊕ | IP44 | Aluminium | Plastic | Black  
GU10 | Max. 2x8W | Excl. light source

**DREAM 1**

Designed by Bønnelycke mdd

No. 78741050 |

⊕ | IP44 | Aluminium | Plastic | Anthracite  
GU10 | Max. 2x8W | Excl. light source



**DREAM 2**

Designed by Bønnelycke mdd

No. 78751003 |

⊕ | IP44 | Aluminium | Plastic | Black  
GU10 | Max. 2x8W | Excl. light source

**DREAM 2**

Designed by Bønnelycke mdd

No. 78751050 |

⊕ | IP44 | Aluminium | Plastic | Anthracite  
GU10 | Max. 2x8W | Excl. light source







NEW	IP44	15 YEAR ANTI CORROSION GUARANTEE	
-----	------	----------------------------------	--

**PIN**

Designed by Bønnelycke mdd

No. 78811031 |

⊕ IP44 | Metal | Plastic | Galvanized  
GU10 | Max. 2X8W | Excl. light source



NEW	IP44	15 YEAR ANTI CORROSION GUARANTEE	SUITABLE FOR BASE 22039931	
-----	------	----------------------------------	----------------------------	--

**PIN**

Designed by Bønnelycke mdd

No. 78808031 |

⊕ IP44 | Metal | Plastic | Galvanized  
GU10 | Max. 2X8W | Excl. light source





### CANTO MAXI

Designed by Bønnelycke mdd

No. 77561001 |

⊕ | IP44 | Aluminium | Glass | White

GU10 | Max. 2X35W | Excl. light source |

Incl. light pattern



### CANTO MAXI

Designed by Bønnelycke mdd

No. 77561003 |

⊕ | IP44 | Aluminium | Glass | Black

GU10 | Max. 2X35W | Excl. light source |

Incl. light pattern



**MULTIPLE BEAM-ANGLE DISCS INCLUDED.**



### CANTO MAXI

Designed by Bønnelycke mdd

No. 77561010 |

⊕ | IP44 | Aluminium | Glass | Grey

GU10 | Max. 2X35W | Excl. light source |

Incl. light pattern



### CANTO MAXI

Designed by Bønnelycke mdd

No. 77561031 |

⊕ | IP44 | Metal | Glass | Galvanized

GU10 | Max. 2X35W | Excl. light source |

Incl. light pattern



### CANTO MAXI

Designed by Bønnelycke mdd

No. 77561034 |

⊕ | IP44 | Metal | Glass | Stainless steel

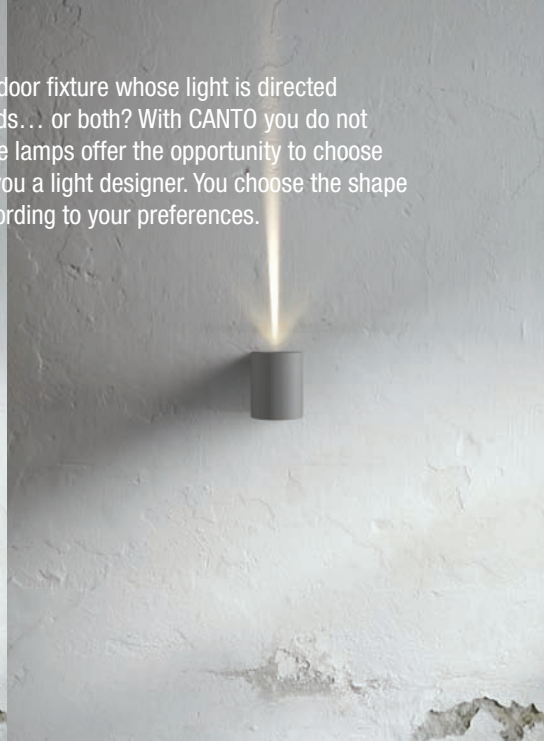
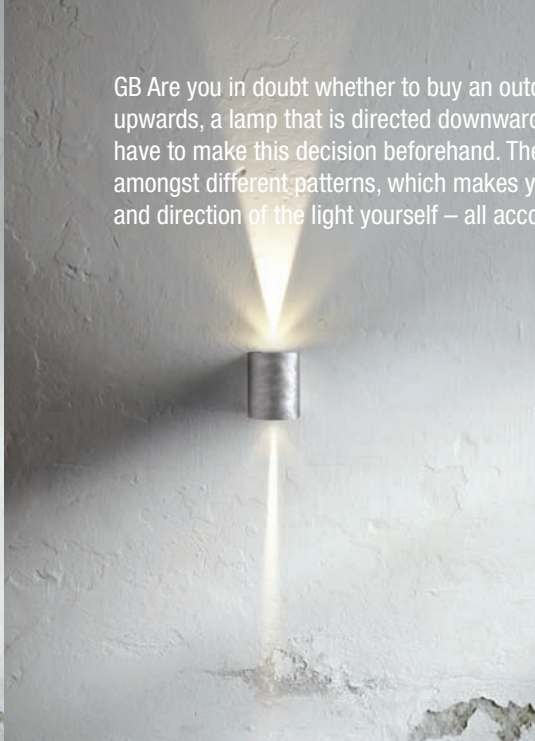
GU10 | Max. 2X35W | Excl. light source |

Incl. light pattern





GB Are you in doubt whether to buy an outdoor fixture whose light is directed upwards, a lamp that is directed downwards... or both? With CANTO you do not have to make this decision beforehand. The lamps offer the opportunity to choose amongst different patterns, which makes you a light designer. You choose the shape and direction of the light yourself – all according to your preferences.



DE Sind Sie sich nicht sicher, ob Sie eine Außenleuchte haben wollen, die aufwärts, abwärts oder in beide Richtungen leuchtet? Mit CANTO müssen Sie sich nicht mehr vorher entscheiden. Es folgt nämlich eine Reihe von Mustern mit Leuchten, die Sie zum Lichtdesigner machen. Sie bestimmen selbst Form und Richtung des Lichts – so, wie Sie es wünschen.



DK Er du i tvivl, om du vil have en udendørs-lampe, der lyser op, ned ... eller begge dele? Med CANTO behøver du ikke at tage beslutningen på forhånd. Der følger nemlig en række mønstre med lamperne, som gør dig til lysdesigner. Du vælger selv lysets form og retning – alt afhængig af ønsker.

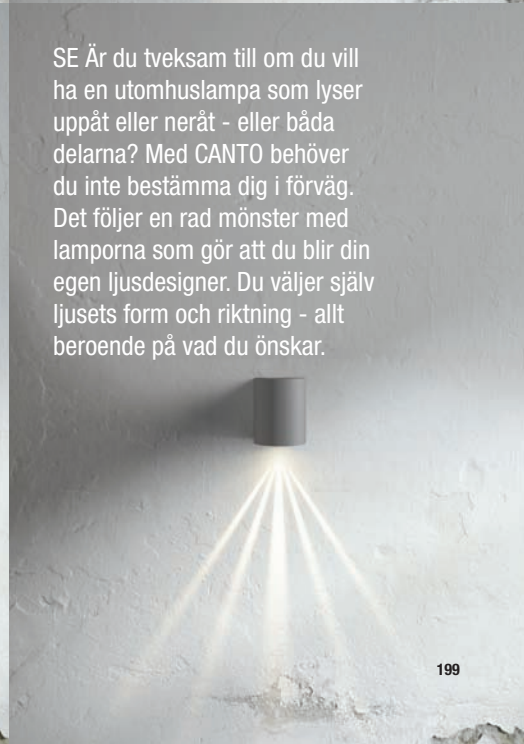




FR Vous ne savez pas si vous voulez une lampe extérieure qui s'allume, s'éteint... ou les deux? Avec CANTO vous n'avez pas à prendre la décision à l'avance. Elle se décline en un certain nombre de modèles avec des lumières qui vous permettent d'être le concepteur d'éclairage. Vous choisissez la forme et la direction de la lumière en fonction des besoins.



designed by Bønnelycke mdd



SE Är du tveksam till om du vill ha en utomhuslampa som lyser uppåt eller neråt - eller båda delarna? Med CANTO behöver du inte bestämma dig i förväg. Det följer en rad mönster med lamporna som gör att du blir din egen ljusdesigner. Du väljer själv ljusets form och riktning - allt beroende på vad du önskar.



### CANTO

Designed by Bønnelycke mdd


No. 77571001 | | 2x260 Lumen  
⊕ | IP44 | Metal | Glass | White  
LED | Fixed 2x3W LED light source |  
Incl. light pattern



### CANTO

Designed by Bønnelycke mdd

No. 77571003 | | 2x260 Lumen  
⊕ | IP44 | Metal | Glass | Black  
LED | Fixed 2x3W LED light source |  
Incl. light pattern



**MULTIPLE BEAM-ANGLE DISCS INCLUDED.**



### CANTO

Designed by Bønnelycke mdd

No. 77571010 | | 2x260 Lumen  
⊕ | IP44 | Metal | Glass | Grey  
LED | Fixed 2x3W LED light source |  
Incl. light pattern



### CANTO

Designed by Bønnelycke mdd

No. 77571031 | | 2x210 Lumen  
⊕ | IP44 | Metal | Glass | Galvanized  
LED | Fixed 2x3W LED light source |  
Incl. light pattern



### CANTO

Designed by Bønnelycke mdd

No. 77571034 | | 2x260 Lumen  
⊕ | IP44 | Metal | Glass | Stainless Steel  
LED | Fixed 2x3W LED light source |  
Incl. light pattern









GB Corten steel is a type of steel which contains copper, phosphorus, nickel and chrome in a ratio that makes the steel weathering steel so that the "ready" rusty surface protects the steel against corrosion 6-8 times better than the "standard" rusty steel. Be aware of any rust staining in the curing period. If the steel is buried, its corrosion rate will be the same as for standard steel. The word "Corten" from "Corten steel" originates from "CORrosion resistant high TENSile steel".

DK Corten stål er en ståltype der er konstrueret med et indhold af kobber, fosfor, nikkel og chrom i et forhold der gør stålet rusttrægt på en måde, hvor den " færdige" rustne overflade beskytter stålet mod tæring 6-8 gange bedre end ved " normalt" rustent stål. Vær opmærksom på eventuel rustafsmitning i hærdeperioden. Hvis stålet nedgraves vil korrosionshastigheden være den samme som for almindeligt stål. Ordet Cortenstål kommer af eng. Corrosion resistant High tensile steel.

DE Corten Stahl ist ein Stahltyp, der mit Anteilen an Kupfer, Phosphor, Nickel und Chrom in einem Verhältnis hergestellt wird, das den Stahl auf eine Weise rostränge macht, durch die die „fertige“ rostige Oberfläche den Stahl 6 bis 8 mal so gut vor Korrosion schützt als bei normalem rostigen Stahl. Bitte beachten Sie, dass es im Härtingsprozess zu Rostabfärbungen kommen kann. Wenn der Stahl vergraben wird, ist die Korrosionsgeschwindigkeit genau so wie bei normalem Stahl. Das Wort Cortenstahl ist aus dem englischen „Corrosion resistant High tensile steel“ abgeleitet.

FR L'acier Corten est un acier conçu avec une teneur en cuivre, phosphore, nickel et chrome, dans une proportion qui rend l'acier résistant à la corrosion, d'une façon où le surface « finie » rouillée protège l'acier contre la corrosion 6 à 8 fois mieux que l'acier rouillé « normal ». Merci de faire attention aux tâches rouillées dans la période du trempé! Si l'acier est enfoui, le taux de

corrosion doit être le même que pour l'acier ordinaire. Le mot « acier Corten » vient de l'anglais « Corrosion resistant high tensile steel » (acier résistant à la corrosion à haute résistance).

SE Cortenstål är en ståltyp som är framställd med ett innehåll av koppar, fosfor, nickel och krom i ett förhållande som gör att stålet rostar långsammare och på ett sätt där den "färdigrostade" ytan skyddar stålet mot mod frätning 6-8 gånger bättre än "vanligt" rostigt stål. Var uppmärksam på eventuell rostavfärgning under härdningsperioden. Om stålet grävs ner kommer korrosionshastigheten att vara densamma som för vanligt stål. Ordet Cortenstål kommer av engelskans Corrosion resistant High tensile steel.



LED	IP44	15 YEAR ANTI CORROSION GUARANTEE	
-----	------	----------------------------------	--

LED	IP44	
-----	------	--

### HELIX

Designed by Bønnelycke mdd

No. 77471031 | | 330 Lumen  
 ☹ | IP44 | Metal | Plastic | Galvanized  
 GU10 LED | Max. 8W SMD | Incl. 5W SMD

### HELIX

Designed by Bønnelycke mdd

No. 77471038 | | 330 Lumen  
 ☹ | IP44 | Corten Metal | Plastic  
 GU10 LED | Max. 8W SMD | Incl. 5W SMD



LED	IP44	15 YEAR ANTI CORROSION GUARANTEE	SUITABLE FOR BASE 22039931	
-----	------	----------------------------------	----------------------------	--

LED	IP44	SUITABLE FOR BASE 22039931	
-----	------	----------------------------	--

### HELIX

Designed by Bønnelycke mdd

No. 77498031 | | 330 Lumen  
 ☹ | IP44 | Metal | Plastic | Galvanized  
 GU10 LED | Max. 8W SMD | Incl. 5W SMD

### HELIX

Designed by Bønnelycke mdd

No. 77498038 | | 330 Lumen  
 ☹ | IP44 | Corten Metal | Plastic  
 GU10 LED | Max. 8W SMD | Incl. 5W SMD





### FUSE TABLE/PENDANT

Designed by Bønnelycke mdd

No. 77545031 | 6 m. cable  
 IP44 | Metal | Glass | Galvanized  
 E27 | Max. 60W | Excl. light source  
 Incl. base and pendant suspension



### FUSE SPEAR

Designed by Bønnelycke mdd

No. 77518031 | 5 m. cable  
 IP44 | Metal | Glass | Galvanized  
 E27 | Max. 60W | Excl. light source  
 Excl. base



### FUSE BASE

Designed by Bønnelycke mdd

No. 77509931 |   
 Galvanized









## ELEMENTS 22

Designed by Bønnelycke mdd

No. 76206031 | 

 IP44 | Metal | Glass | Galvanized  
E27 | Max. 60W | Excl. light source





**ELEMENTS 22**

Designed by Bønnelycke mdd

No. 76211003 |

⊕ | IP44 | Metal | Glass | Black  
E27 | Max. 60W | Excl. light source

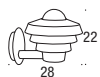


**ELEMENTS 22**

Designed by Bønnelycke mdd

No. 76221003 |

⊕ | IP44 | Metal | Glass | Black  
E27 | Max. 60W | Excl. light source



**ELEMENTS 22**

Designed by Bønnelycke mdd

No. 76258003 |

⊕ | IP44 | Metal | Glass | Black  
E27 | Max. 60W | Excl. light source



**ELEMENTS 22**

Designed by Bønnelycke mdd

No. 76211031 |

⊕ | IP44 | Metal | Glass | Galvanized  
E27 | Max. 60W | Excl. light source



**ELEMENTS 22**

Designed by Bønnelycke mdd

No. 76221031 |

⊕ | IP44 | Metal | Glass | Galvanized  
E27 | Max. 60W | Excl. light source



**ELEMENTS 22**

Designed by Bønnelycke mdd

No. 76258031 |

⊕ | IP44 | Metal | Glass | Galvanized  
E27 | Max. 60W | Excl. light source





### ELEMENTS 11

Designed by Bønnelycke mdd

No. 76301001 |

IP44 | Metal | Glass | White  
E27 | Max. 60W | Excl. light source  
Adjustable



### ELEMENTS 11

Designed by Bønnelycke mdd

No. 76301003 |

IP44 | Metal | Glass | Black  
E27 | Max. 60W | Excl. light source  
Adjustable



### ELEMENTS 11

Designed by Bønnelycke mdd

No. 76301031 |

IP44 | Metal | Glass | Galvanized  
E27 | Max. 60W | Excl. light source  
Adjustable



### ELEMENTS 11

Designed by Bønnelycke mdd

No. 76301050 |

IP44 | Metal | Glass | Anthracite  
E27 | Max. 60W | Excl. light source  
Adjustable











**FUEL**

Designed by Seidenfaden

No. 77551001 | | 2x220 Lumen  
 □ | IP44 | Plastic | Aluminium | White  
 GU10 | Max. 2x5W SMD | Incl. 2x3W SMD



**FUEL**

Designed by Seidenfaden

No. 77551003 | | 2x220 Lumen  
 □ | IP44 | Plastic | Aluminium | Black  
 GU10 | Max. 2x5W SMD | Incl. 2x3W SMD



**FUEL**

Designed by Seidenfaden

No. 77551010 | | 2x220 Lumen  
 □ | IP44 | Plastic | Aluminium | Grey  
 GU10 | Max. 2x5W SMD | Incl. 2x3W SMD



**ARKI**

Designed by Bønnelycke mdd

No. 75181003 | |  
 □ | IP54 | Metal | Plastic | Black  
 E27 | Max. 20W | Excl. light source



**ARKI**

Designed by Bønnelycke mdd

No. 75181031 | |  
 □ | IP54 | Metal | Plastic | Galvanized  
 E27 | Max. 20W | Excl. light source





### DARWIN STRAIGHT

by Nordlux

No. 71971003 |

⊕ | IP44 | Metal | Plastic | Black  
E27 | Max. 18W | Excl. light source



### DARWIN STRAIGHT

by Nordlux

No. 71971029 |

⊕ | IP44 | Metal | Plastic | Aluminium  
E27 | Max. 18W | Excl. light source



### DARWIN STRAIGHT

by Nordlux

No. 71971031 |

⊕ | IP44 | Metal | Plastic | Galvanized  
E27 | Max. 18W | Excl. light source



### DARWIN SENSOR

by Nordlux

No. 71972003 |

⊕ | IP44 | Metal | Plastic | Black  
E27 | Max. 18W | Excl. light source



### DARWIN SENSOR

by Nordlux

No. 71972029 |

⊕ | IP44 | Metal | Plastic | Aluminium  
E27 | Max. 18W | Excl. light source





**DARWIN**

by Nordlux

No. 71961003 |

□ | IP44 | Metal | Plastic | Black  
E27 | Max. 18W | Excl. light source

**DARWIN**

by Nordlux

No. 71961029 |

□ | IP44 | Metal | Plastic | Aluminium  
E27 | Max. 18W | Excl. light source



**DARWIN**

by Nordlux

No. 71988003 |

□ | IP44 | Metal | Plastic | Black  
E27 | Max. 18W | Excl. light source

**DARWIN**

by Nordlux

No. 71988029 |

□ | IP44 | Metal | Plastic | Aluminium  
E27 | Max. 18W | Excl. light source

**DARWIN**

by Nordlux

No. 71988031 |

□ | IP44 | Metal | Plastic | Galvanized  
E27 | Max. 18W | Excl. light source





**TIN MAXI SENSOR**

by Nordlux

No. 21502103 | | 170 Lumen  
 ☉ | IP54 | Metal | Glass | Black  
 GU10 | Max. 35W | Incl. 28W GU10

**TIN MAXI SENSOR**

by Nordlux

No. 21502129 | | 170 Lumen  
 ☉ | IP54 | Metal | Glass | Aluminium  
 GU10 | Max. 35W | Incl. 28W GU10



**TIN MAXI SENSOR**

by Nordlux

No. 21512103 | | 2x170 Lumen  
 ☉ | IP54 | Metal | Glass | Black  
 GU10 | Max. 2X35W | Incl. 2x28W GU10

**TIN MAXI SENSOR**

by Nordlux

No. 21512129 | | 2x170 Lumen  
 ☉ | IP54 | Metal | Glass | Aluminium  
 GU10 | Max. 2X35W | Incl. 2x28W GU10





OUTDOOR



### TIN MAXI

by Nordlux

No. 21501101 | | 170 Lumen

⊕ | IP54 | Metal | Glass | White

GU10 | Max. 35W | Incl. 28W GU10



### TIN MAXI

by Nordlux

No. 21501103 | | 170 Lumen

⊕ | IP54 | Metal | Glass | Black

GU10 | Max. 35W | Incl. 28W GU10




### TIN MAXI

by Nordlux

No. 21501129 | | 170 Lumen

⊕ | IP54 | Metal | Glass | Aluminium

GU10 | Max. 35W | Incl. 35W GU10



### TIN MAXI LED

by Nordlux

No. 21561129 | | 200 Lumen

⊕ | IP54 | Metal | Glass | Aluminium

GU10 | Max. 35W | Incl. 3W SMD LED



### TIN MAXI

by Nordlux

No. 21501134 | | 170 Lumen

⊕ | IP54 | Metal | Glass | Stainless steel

GU10 | Max. 35W | Incl. 35W GU10



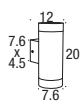




**TIN MAXI**

by Nordlux

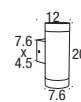
No. 21511101 | | 2x170 Lumen  
⊕ | IP54 | Metal | Glass | White  
GU10 | Max. 2X35W | Incl. 2x28W GU10



**TIN MAXI**

by Nordlux

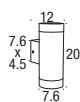
No. 21511103 | | 2x170 Lumen  
⊕ | IP54 | Metal | Glass | Black  
GU10 | Max. 2X35W | Incl. 2x28W GU10



**TIN MAXI**

by Nordlux

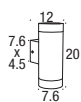
No. 21511129 | | 2x170 Lumen  
⊕ | IP54 | Metal | Glass | Aluminium  
GU10 | Max. 2X35W | Incl. 2x28W GU10



**TIN MAXI LED**

by Nordlux

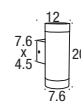
No. 21591129 | | 2x200 Lumen  
⊕ | IP54 | Metal | Glass | Aluminium  
GU10 | Max. 2X35W | Incl. 2x3W SMD LED



**TIN MAXI**

by Nordlux

No. 21511134 | | 2x170 Lumen  
⊕ | IP54 | Metal | Glass | Stainless steel  
GU10 | Max. 2X35W | Incl. 2x28W GU10





**TIN SENSOR**

by Nordlux

No. 21262134 | | 200 Lumen  
 ⊕ | IP54 | Metal | Glass | Stainless steel  
 GU10 | Max. 35W | Incl. 28W GU10



**TIN SENSOR**

by Nordlux

No. 21272134 | | 2x200 Lumen  
 ⊕ | IP54 | Metal | Glass | Stainless steel  
 GU10 | Max. 2x35W | Incl. 2x28W GU10



**TIN**

by Nordlux

No. 21261103 | | 200 Lumen  
 ⊕ | IP54 | Metal | Glass | Black  
 GU10 | Max. 35W | Incl. 28W GU10



**TIN**

by Nordlux

No. 21261130 | | 200 Lumen  
 ⊕ | IP54 | Metal | Glass | Copper  
 GU10 | Max. 35W | Incl. 28W GU10



**TIN**

by Nordlux

No. 21261134 | | 200 Lumen  
 ⊕ | IP54 | Metal | Glass | Stainless steel  
 GU10 | Max. 35W | Incl. 28W GU10





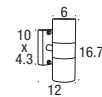
**TIN**  
by Nordlux

No. 21271103 | | 2x200 Lumen  
⊕ | IP54 | Metal | Glass | Black  
GU10 | Max. 35W | Incl. 28W GU10



**TIN 7W**  
by Nordlux

No. 21271303 | | 320 Lumen  
⊕ | IP54 | Metal | Glass | Black  
GU10 | Max. 2X35W | Incl. 2x7W GU10



**TIN**  
by Nordlux

No. 28468134 | | 170 Lumen  
⊕ | IP54 | Metal | Glass | Stainless steel  
GU10 | Max. 35W | Incl. 28W GU10  
Adjustable



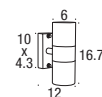
**TIN**  
by Nordlux

No. 21271130 | | 2x200 Lumen  
⊕ | IP54 | Metal | Glass | Copper  
GU10 | Max. 35W | Incl. 28W GU10



**TIN**  
by Nordlux


No. 21271134 | | 2x200 Lumen  
⊕ | IP54 | Metal | Glass | Stainless steel  
GU10 | Max. 35W | Incl. 28W GU10





### CARDIFF

by Nordlux

No. 74371003 | 

☉ | IP44 | Aluminium | Glass | Black  
E27 | Max. 60W | Excl. light source



### CARDIFF

by Nordlux


No. 74381003 | 

☉ | IP44 | Aluminium | Glass | Black  
E27 | Max. 60W | Excl. light source



### CARDIFF

by Nordlux

No. 74398003 | 

☉ | IP44 | Aluminium | Glass | Black  
E27 | Max. 60W | Excl. light source





**SYDNEY**

by Nordlux

No. 22638034 |

⊕ | IP44 | Metal | Plastic | Stainless steel  
E27 | Max. 15W | Excl. light source



**SYDNEY SENSOR**

by Nordlux

No. 22638134 |

⊕ | IP44 | Metal | Plastic | Stainless steel  
E27 | Max. 15W | Excl. light source



**SYDNEY**

by Nordlux

No. 22601034 |

⊕ | IP44 | Metal | Plastic | Stainless steel  
E27 | Max. 15W | Excl. light source



**SYDNEY**

by Nordlux

No. 22628034 |

⊕ | IP44 | Metal | Plastic | Stainless steel  
E27 | Max. 15W | Excl. light source



**SYDNEY SENSOR**

by Nordlux

No. 22628134 |

⊕ | IP44 | Metal | Plastic | Stainless steel  
E27 | Max. 15W | Excl. light source





### LØNSTRUP 32

by Nordlux

No. 71411001 |

□ | IP44 | Metal | Glass | White

E27 | Max. 60W | Excl. light source




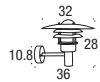
### LØNSTRUP 32

by Nordlux

No. 71411003 |

□ | IP44 | Metal | Glass | Black

E27 | Max. 60W | Excl. light source



### LØNSTRUP 32

by Nordlux

No. 71411031 |

□ | IP44 | Metal | Glass | Galvanized

E27 | Max. 60W | Excl. light source



### LØNSTRUP 32

by Nordlux

No. 71428001 |

□ | IP44 | Metal | Glass | White

E27 | Max. 60W | Excl. light source



### LØNSTRUP 32

by Nordlux

No. 71428003 |

□ | IP44 | Metal | Glass | Black

E27 | Max. 60W | Excl. light source



### LØNSTRUP 32


by Nordlux

No. 71428031 |

□ | IP44 | Metal | Glass | Galvanized

E27 | Max. 60W | Excl. light source





### LØNSTRUP 32 SENSOR

by Nordlux

No. 71412031 |

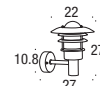
☑ | IP44 | Metal | Glass | Galvanized  
E27 | Max. 60W | Excl. light source

### LØNSTRUP 22 SENSOR

by Nordlux

No. 71432031 |

☑ | IP44 | Metal | Glass | Galvanized  
E27 | Max. 60W | Excl. light source



### LØNSTRUP 22

by Nordlux

No. 71431003 |

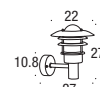
☑ | IP44 | Metal | Glass | Black  
E27 | Max. 60W | Excl. light source

### LØNSTRUP 22

by Nordlux

No. 71431031 |

☑ | IP44 | Metal | Glass | Galvanized  
E27 | Max. 60W | Excl. light source





### VEJERS UP

by Nordlux

No. 25091001 |

⊕ | IP54 | Metal | Glass | White  
E27 | Max. 60W | Excl. light source



### VEJERS UP

by Nordlux

No. 25091003 |

⊕ | IP54 | Metal | Glass | Black  
E27 | Max. 60W | Excl. light source



### VEJERS UP

by Nordlux

No. 25091034 |

⊕ | IP54 | Metal | Glass | Stainless steel  
E27 | Max. 60W | Excl. light source



### VEJERS UP

by Nordlux

No. 25091031 |

⊕ | IP54 | Metal | Glass | Galvanized  
E27 | Max. 60W | Excl. light source



### VEJERS UP SENSOR

by Nordlux

No. 25101003 |

⊕ | IP54 | Metal | Glass | Black  
E27 | Max. 60W | Excl. light source



### VEJERS UP SENSOR

by Nordlux

No. 25101031 |

⊕ | IP54 | Metal | Glass | Galvanized  
E27 | Max. 60W | Excl. light source







**VEJERS DOWN**

by Nordlux

No. 74471003 |

⊕ IP54 | Metal | Glass | Black  
E27 | Max. 60W | Excl. light source



**VEJERS**

by Nordlux

No. 25118003 |

⊕ IP54 | Metal | Glass | Black  
E27 | Max. 60W | Excl. light source



**VEJERS**

by Nordlux

No. 25118031 |

⊕ IP54 | Metal | Glass | Galvanized  
E27 | Max. 60W | Excl. light source



**VEJERS DOWN**

by Nordlux

No. 74461031 |

⊕ IP54 | Metal | Glass | Galvanized  
E27 | Max. 60W | Excl. light source



**VEJERS**

by Nordlux

No. 25118034 |

⊕ IP54 | Metal | Glass | Stainless steel  
E27 | Max. 60W | Excl. light source



**VEJERS 2M**

by Nordlux

No. 25168031 |

⊕ IP54 | Metal | Glass | Galvanized  
E27 | Max. 60W | Excl. light source





### BLOKHUS UP SENSOR

by Nordlux

No. 25031003 |

⊕ | IP54 | Metal | Glass | Black  
E27 | Max. 60W | Excl. light source



### BLOKHUS UP SENSOR

by Nordlux

No. 25031031 |

⊕ | IP54 | Metal | Glass | Galvanized  
E27 | Max. 60W | Excl. light source



### BLOKHUS UP SENSOR

by Nordlux

No. 25031034 |

⊕ | IP54 | Metal | Glass | Stainless steel  
E27 | Max. 60W | Excl. light source



### BLOKHUS UP

by Nordlux

No. 25011003 |

⊕ | IP54 | Metal | Glass | Black  
E27 | Max. 60W | Excl. light source



### BLOKHUS UP

by Nordlux

No. 25011031 |

⊕ | IP54 | Metal | Glass | Galvanized  
E27 | Max. 60W | Excl. light source




### BLOKHUS UP

by Nordlux

No. 25011034 |

⊕ | IP54 | Metal | Glass | Stainless steel  
E27 | Max. 60W | Excl. light source






**BLOKHUS UP SENSOR**

by Nordlux

No. 25031030 |

☉ | IP54 | Metal | Glass | Copper  
E27 | Max. 60W | Excl. light source



**BLOKHUS UP**

by Nordlux

No. 25011030 |

☉ | IP54 | Metal | Glass | Copper  
E27 | Max. 60W | Excl. light source




**BLOKHUS DOWN**

by Nordlux

No. 25051031 |

☉ | IP54 | Metal | Glass | Galvanized  
E27 | Max. 60W | Excl. light source



**BLOKHUS**

by Nordlux

No. 25078030 |

☉ | IP54 | Metal | Glass | Copper  
E27 | Max. 60W | Excl. light source



**BLOKHUS**

by Nordlux

No. 25078031 |

☉ | IP54 | Metal | Glass | Galvanized  
E27 | Max. 60W | Excl. light source



**BLOKHUS**

by Nordlux

No. 25078034 |

☉ | IP54 | Metal | Glass | Stainless steel  
E27 | Max. 60W | Excl. light source






### AALBORG 2002

by Nordlux

No. 24621031 |

☐ | IP54 | Metal | Glass | Galvanized

E27 | Max. 60W | Excl. light source



### AMALIENBORG

by Nordlux

No. 10600219 |

⊙ | IP54 | Metal | Plastic | Galvanized

E27 | Max. 60W | Excl. light source



### FREDENSBORG

by Nordlux

No. 10610119 |

⊙ | IP54 | Metal | Plastic | Galvanized

E27 | Max. 60W | Excl. light source



### AALBORG 2002

by Nordlux

No. 24728031 |

☐ | IP54 | Metal | Glass | Galvanized

E27 | Max. 60W | Excl. light source



### AMALIENBORG

by Nordlux

No. 10600319 |

☐ | IP54 | Metal | Plastic | Galvanized

E27 | Max. 60W | Excl. light source



### FREDENSBORG



by Nordlux

No. 10620119 |

☐ | IP54 | Metal | Plastic | Galvanized

E27 | Max. 60W | Excl. light source





IP54 15 YEAR ANTI CORROSION GUARANTEE

IP54 15 YEAR ANTI CORROSION GUARANTEE SENSOR

### AGGER

by Nordlux

No. 74481031 |

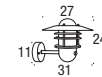
IP54 | Metal | Glass | Galvanized  
E27 | Max. 60W | Excl. light source

### AGGER SENSOR

by Nordlux

No. 74501031 |

IP54 | Metal | Glass | Galvanized  
E27 | Max. 60W | Excl. light source



IP54 15 YEAR ANTI CORROSION GUARANTEE SUITABLE FOR BASE 22039931


### AGGER

by Nordlux

No. 74528031 |

IP54 | Metal | Glass | Galvanized  
E27 | Max. 60W | Excl. light source






### PHOENIX

by Nordlux

No. 24381030 | | 750 Lumen  
□ | IP44 | Metal | Glass | Copper  
E27 | Max. 60W | Incl. 16W



### PHOENIX MINI

by Nordlux


No. 24421030 | | 750 Lumen  
□ | IP54 | Metal | Plastic | Copper  
E27 | Max. 60W | Incl. 14W



### PHOENIX MINI

by Nordlux


No. 24448030 | | 750 Lumen  
□ | IP54 | Metal | Plastic | Copper  
E27 | Max. 60W | Incl. 16W



### PHOENIX

by Nordlux

No. 24381031 | | 750 Lumen  
□ | IP44 | Metal | Glass | Galvanized  
E27 | Max. 60W | Incl. 16W



### PHOENIX MINI

by Nordlux

No. 24421031 | | 750 Lumen  
□ | IP54 | Metal | Plastic | Galvanized  
E27 | Max. 60W | Incl. 14W



### PHOENIX MINI

by Nordlux

No. 24448031 | | 750 Lumen  
□ | IP54 | Metal | Plastic | Galvanized  
E27 | Max. 60W | Incl. 16W





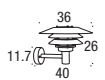
IP54 15 YEAR ANTI CORROSION GUARANTEE

**VENØ**

by Nordlux

No. 10600625 |

⊕ | IP54 | Metal | Plastic | Copper  
E27 | Max. 60W | Excl. light source



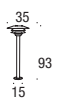
IP54 15 YEAR ANTI CORROSION GUARANTEE SUITABLE FOR BASE 22039931

**VENØ**

by Nordlux

No. 10600725 |

⊕ | IP54 | Metal | Plastic | Copper  
E27 | Max. 60W | Excl. light source



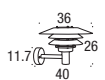
IP54 15 YEAR ANTI CORROSION GUARANTEE

**VENØ**

by Nordlux

No. 10600619 |

⊕ | IP54 | Metal | Plastic | Galvanized  
E27 | Max. 60W | Excl. light source



IP54 15 YEAR ANTI CORROSION GUARANTEE SUITABLE FOR BASE 22039931

**VENØ**

by Nordlux

No. 10600719 |

⊕ | IP54 | Metal | Plastic | Galvanized  
E27 | Max. 60W | Excl. light source





### BELL E27

by Anders G. Ellegaard

No. 76391003 |

⊕ | IP44 | Aluminium | Plastic | Black  
E27 | Max. 40W | Excl. light source



### BELL E27

by Anders G. Ellegaard

No. 76391010 |

⊕ | IP44 | Aluminium | Plastic | Grey  
E27 | Max. 40W | Excl. light source



### BELL LED

by Anders G. Ellegaard

No. 76381003 | | 400 Lumen

⊕ | IP44 | Aluminium | Plastic | Black  
LED | Fixed 6,5W LED light source



### BELL LED

by Anders G. Ellegaard

No. 76381010 | | 400 Lumen

⊕ | IP44 | Aluminium | Plastic | Grey  
LED | Fixed 6,5W LED light source









GB Corten steel is a type of steel which contains copper, phosphorus, nickel and chrome in a ratio that makes the steel weathering steel so that the "ready" rusty surface protects the steel against corrosion 6-8 times better than the "standard" rusty steel. Be aware of any rust staining in the curing period. If the steel is buried, its corrosion rate will be the same as for standard steel. The word "Corten" from "Corten steel" originates from "CORrosion resistant high TENSile steel".

DK Corten stål er en ståltipe der er konstrueret med et indhold af kobber, fosfor, nikkel og chrom i et forhold der gør stålet rusttrægt på en måde, hvor den " færdige" rustne overflade beskytter stålet mod tæring 6-8 gange bedre end ved " normalt" rustent stål. Vær opmærksom på eventuel rustafsmitning i hærdperioden. Hvis stålet nedgraves vil korrosionshastigheden være den samme som for almindeligt stål. Ordet Cortenstål kommer af

eng. Corrosion resistant High tensile steel.

DE Corten Stahl ist ein Stahltyp, der mit Anteilen an Kupfer, Phosphor, Nickel und Chrom in einem Verhältnis hergestellt wird, das den Stahl auf eine Weise rostträge macht, durch die die „fertige“ rostige Oberfläche den Stahl 6 bis 8 mal so gut vor Korrosion schützt als bei normalem rostigen Stahl. Bitte beachten Sie, dass es im Härtungsprozess zu Rostabfärbungen kommen kann. Wenn der Stahl vergraben wird, ist die Korrosionsgeschwindigkeit genau so wie bei normalem Stahl. Das Wort Cortenstahl ist aus dem englischen „Corrosion resistant High tensile steel“ abgeleitet.

FR L'acier Corten est un acier conçu avec une teneur en cuivre, phosphore, nickel et chrome, dans une proportion qui rend l'acier résistant à la corrosion, d'une façon où le surface « finie » rouillée protège l'acier contre la corrosion 6 à 8 fois mieux que l'acier rouillé « normal ».

Merci de faire attention aux tâches rouillées dans la période du trempage! Si l'acier est enfoui, le taux de corrosion doit être le même que pour l'acier ordinaire. Le mot « acier Corten » vient de l'anglais « Corrosion resistant high tensile steel » (acier résistant à la corrosion à haute résistance).

SE Cortenstål är en ståltyp som är framställd med ett innehåll av koppar, fosfor, nickel och krom i ett förhållande som gör att stålet rostar långsammare och på ett sätt där den "färdigrostade" ytan skyddar stålet mot frätning 6-8 gånger bättre än "vanligt" rostigt stål. Var uppmärksam på eventuell rostavfärgning under härdningsperioden. Om stålet grävs ner kommer korrosionshastigheten att vara densamma som för vanligt stål. Ordet Cortenstål kommer av engelskans Corrosion resistant High tensile steel.




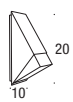
**EDGE 100**

Designed by Bønnelycke mdd

No. 77441001 |

⊕ | IP44 | Metal | Plastic | White

GU10 | Max. 5W SMD LED | Excl. light source




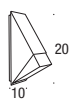
**EDGE 100**

Designed by Bønnelycke mdd

No. 77441003 |

⊕ | IP44 | Metal | Plastic | Black

GU10 | Max. 5W SMD LED | Excl. light source



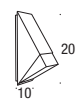
**EDGE 100**

Designed by Bønnelycke mdd

No. 77441050 |

⊕ | IP44 | Metal | Plastic | Anthracite

GU10 | Max. 5W SMD LED | Excl. light source



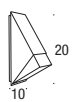
**EDGE 100**

Designed by Bønnelycke mdd

No. 77441031 |

⊕ | IP44 | Metal | Plastic | Galvanized

GU10 | Max. 5W SMD LED | Excl. light source



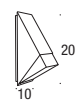
**EDGE 100**

Designed by Bønnelycke mdd

No. 77441038 |

⊕ | IP44 | Metal | Plastic | Corten

GU10 | Max. 5W SMD LED | Excl. light source





### TOPAZ

Designed by Bønnelycke mdd

No. 76341003 | | 220 Lumen  
⊕ | IP44 | Metal | Glass | Black  
GU10 | Max. 28W | Incl. 28W GU10



### TOPAZ

Designed by Bønnelycke mdd

No. 76341050 | | 220 Lumen  
⊕ | IP44 | Metal | Glass | Anthracite  
GU10 | Max. 28W | Incl. 28W GU10



### NORMA

by Nordlux

No. 77611010 | | 2x320 Lumen  
⊕ | IP54 | Metal | Glass | Aluminium  
LED | Fixed 2x3W LED light source  
Adjustable lightpatten



### LINIE

Designed by Alfadal

No. 28501101 | | 405 Lumen  
⊕ | IP54 | Metal | Plastic | Aluminium  
E27 | Max. 8W | Incl. 9W E27









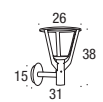
### KRONENBOURG

Designed by Bønnelycke mdd

No. 77601003 | | 330 Lumen

| IP44 | Metal | Black

GU10 LED | Max. 8W SMD | Incl. 5W SMD



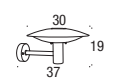
### DISCOS OUTDOOR 30

Designed by Jesper Olsen

No. 74621003 | | 750 Lumen

| IP54 | Metal | Plastic | Black

E27 | Max. 20W | Incl. 14W



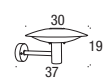
### DISCOS OUTDOOR 30

Designed by Jesper Olsen

No. 74621031 | | 750 Lumen

| IP54 | Metal | Plastic | Galvanized

E27 | Max. 20W | Incl. 14W









**MALTE**

by Nordlux

No. 21841031 |

☉ | IP54 | Metal | Plastic | Galvanized  
E27 | Max. 60W | Excl. light source

**MALTE**

by Nordlux

No. 21851031 |

☉ | IP54 | Metal | Plastic | Galvanized  
E27 | Max. 60W | Excl. light source

**MALTE**

by Nordlux

No. 21861031 |

☉ | IP54 | Metal | Plastic | Galvanized  
E27 | Max. 60W | Excl. light source



**ARC**

by Nordlux

No. 22941034 | | 680 Lumen

☉ | IP44 | Plastic | Stainless steel  
E27 | Max. 15W | Incl. 10W

**SQUARE**

by Nordlux

No. 22921034 | | 680 Lumen

☉ | IP54 | Plastic | Stainless steel  
E27 | Max. 15W | Incl. 10W

**SQUARE MAXI**

by Nordlux

No. 22911031 | | 900 Lumen

☉ | IP54 | Metal | Plastic | Galvanized  
E27 | Max. 16W | Incl. 14W






### SARO

by Nordlux

No. 75291029 | | 220 Lumen

⊕ | IP44 | Glass | Metal

GU10 | Max. 35W | Incl. 28W GU10



### BOWLER

by Nordlux

No. 28601131 | | 750 Lumen

⊕ | IP44 | Metal | Plastic | Galvanized

E27 | Max. 60W | Incl. 14W



### SKOT

by Nordlux

No. 17051001 | | 4

⊕ | IP44 | Plastic | Glass | White

E27 | Max. 60W | Excl. light source



### SKOT

by Nordlux

No. 17051003 | | 4

⊕ | IP44 | Plastic | Glass | Black

E27 | Max. 60W | Excl. light source





**BELMONTE**

by Nordlux

No. 71931003 |

⊕ | IP44 | Metal | Plastic | Black  
E27 | Max. 60W | Excl. light source

**BELMONTE**

by Nordlux

No. 71931029 |

⊕ | IP44 | Metal | Plastic | Aluminium  
E27 | Max. 60W | Excl. light source



**QUBO**

by Nordlux

No. 75651003 | | 220 Lumen

⊕ | IP44 | Aluminium | Black  
GU10 | Max. 35W | Incl. 35W GU10

**QUBO**

by Nordlux

No. 75661003 | | 2x220 Lumen

⊕ | IP44 | Aluminium | Black  
GU10 | Max. 2x35W | Incl. 2x35W GU10





### DESI 22 LED

by Nordlux


No. 77626003 |  | 540 Lumen

⊕ | IP44 | Aluminium | Plastic | Black  
LED | Fixed 6W LED light source



### DESI 22

by Nordlux


No. 77636003 | 

⊕ | IP44 | Aluminium | Plastic | Black  
E27 | Max. 12W | Excl. light source

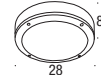


### DESI 28

by Nordlux


No. 77646003 | 

⊕ | IP44 | Aluminium | Plastic | Black  
E27 | Max. 2x12W | Excl. light source



### DESI 22

by Nordlux


No. 77636010 | 

⊕ | IP44 | Aluminium | Plastic | Grey  
E27 | Max. 12W | Excl. light source



### DESI 28

by Nordlux

No. 77646010 | 

⊕ | IP44 | Aluminium | Plastic | Grey  
E27 | Max. 2x12W | Excl. light source





**MOSS**

by Nordlux

No. 24911134 | | 420 Lumen

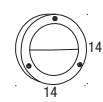
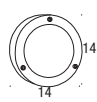
☉ | IP54 | Metal | Glass | Stainless steel  
G9 | Max. 25W | Incl. 40W G9

**MOSS**

by Nordlux

No. 24921134 | | 420 Lumen

☉ | IP54 | Metal | Glass | Stainless steel  
G9 | Max. 25W | Incl. 40W G9



**MOSS MAXI**

by Nordlux

No. 28301131 | | 318 Lumen

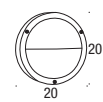
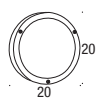
☉ | IP54 | Metal | Glass | Galvanized  
G9 | Max. 2x25W | Incl. 2x25W G9

**MOSS MAXI**

by Nordlux

No. 28341134 | | 318 Lumen

☉ | IP54 | Metal | Glass | Stainless steel  
G9 | Max. 2x25W | Incl. 2x25W G9





### CASTOR

by Nordlux

No. 71351031 | | 248 Lumen  
⊕ IP54 | Metal | Glass | Galvanized  
GU10 | Max. 35W | Incl. 28W GU10



### CASTOR

by Nordlux

No. 71361031 | | 248 Lumen  
⊕ IP54 | Metal | Glass | Galvanized  
GU10 | Max. 2X35W | Incl. 2x28W GU10



### CASTOR MAXI

by Nordlux

No. 71371131 | | 200 Lumen  
⊕ IP54 | Metal | Glass | Galvanized  
GU10 | Max. 35W | Incl. 9W GU10



### CASTOR MAXI

by Nordlux

No. 71381131 | | 2x200 Lumen  
⊕ IP54 | Metal | Glass | Galvanized  
GU10 | Max. 2X35W | Incl. 2x9W GU10





**CAN**

by Nordlux

No. 28751134 | | 220 Lumen  
⊕ | IP54 | Metal | Glass | Stainless steel  
GU10 | Max. 35W | Incl. 28W GU10

**CAN**

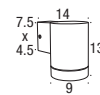
by Nordlux

No. 28761134 | | 2x220 Lumen  
⊕ | IP54 | Metal | Glass | Stainless steel  
GU10 | Max. 2X35W | Incl. 2x28W GU10

**ROME**

by Nordlux

No. 21471134 | | 425 Lumen  
⊕ | IP54 | Aluminium | Plastic | Stainless steel  
GX53 | Max. 9W | Incl. 9W GX53



**CAN MAXI**

by Nordlux

No. 28801129 | | 220 Lumen  
⊕ | IP54 | Metal | Glass | Aluminium  
GU10 | Max. 35W | Incl. 28W GU10

**CAN MAXI**

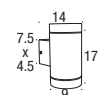
by Nordlux

No. 28811129 | | 2x220 Lumen  
⊕ | IP54 | Metal | Glass | Aluminium  
GU10 | Max. 2X35W | Incl. 2x28W GU10

**ROME**

by Nordlux

No. 21481134 | | 2x425 Lumen  
⊕ | IP54 | Aluminium | Plastic | Stainless steel  
GX53 | Max. 2X9W | Incl. 2x9W GX53





### SCORPIUS MAXI

by Nordlux

No. 21751001 |

⊕ | IP23 | Metal | Plastic | White  
E27 | Max. 60W | Excl. light source

### SCORPIUS MAXI

by Nordlux

No. 21751003 |

⊕ | IP23 | Metal | Plastic | Black  
E27 | Max. 60W | Excl. light source

### SCORPIUS MAXI

by Nordlux

No. 21751030 |

⊕ | IP23 | Metal | Plastic | Copper  
E27 | Max. 60W | Excl. light source



### SCORPIUS

by Nordlux

No. 21651001 |

⊕ | IP23 | Metal | Plastic | White  
E14 | Max. 40W | Excl. light source

### SCORPIUS

by Nordlux

No. 21651003 |

⊕ | IP23 | Metal | Plastic | Black  
E14 | Max. 40W | Excl. light source

### SCORPIUS

by Nordlux

No. 21651030 |

⊕ | IP23 | Metal | Plastic | Copper  
E14 | Max. 40W | Excl. light source









**SCORPIUS MAXI**  
by Nordlux

No. 21751031 |   
⊕ | IP23 | Metal | Plastic | Galvanized  
E27 | Max. 60W | Excl. light source




**SCORPIUS MAXI**  
by Nordlux

Shown with Scorpius Maxi. Lamp, not incl.

No. 21769931 |   
Metal | Galvanized



**SCORPIUS**  
by Nordlux

No. 21651031 |   
⊕ | IP23 | Metal | Plastic | Galvanized  
E14 | Max. 40W | Excl. light source





### LUXEMBOURG

by Nordlux

No. 22671003 |

□ IP54 | Metal | Glass | Black  
E27 | Max. 60W | Excl. light source



### LUXEMBOURG

by Nordlux

No. 22671009 |

□ IP54 | Metal | Glass | Rusty  
E27 | Max. 60W | Excl. light source



### LUXEMBOURG

by Nordlux

No. 22671030 |

□ IP54 | Metal | Glass | Copper  
E27 | Max. 60W | Excl. light source



### LUXEMBOURG

by Nordlux

No. 22671031 |

□ IP54 | Metal | Glass | Galvanized  
E27 | Max. 60W | Excl. light source



### LUXEMBOURG SENSOR

by Nordlux

No. 22661031 |

□ IP54 | Metal | Glass | Galvanized  
E27 | Max. 60W | Excl. light source



### LUXEMBOURG

by Nordlux

No. 22671034 |

□ IP54 | Metal | Glass | Stainless steel  
E27 | Max. 60W | Excl. light source



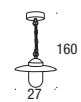


**LUXEMBOURG**

by Nordlux

No. 72805009 |

IP23 | Metal | Glass | Rusty  
E27 | Max. 60W | Excl. light source







IP54 15 YEAR ANTI CORROSION GUARANTEE

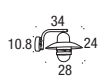
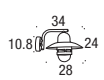
IP54 15 YEAR ANTI CORROSION GUARANTEE

**NIBE**  
by Nordlux

**NIBE**  
by Nordlux

No. 24981030 |   
⊕ | IP54 | Metal | Glass | Copper  
E27 | Max. 60W | Excl. light source

No. 24981031 |   
⊕ | IP54 | Metal | Glass | Galvanized  
E27 | Max. 60W | Excl. light source



IP44 15 YEAR ANTI CORROSION GUARANTEE

IP54 15 YEAR ANTI CORROSION GUARANTEE

IP44  


**VIRUM**  
by Nordlux

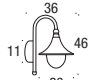
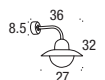
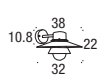
**IRIS**  
by Nordlux

**JERSEY**  
by Nordlux

No. 24111031 |   
⊕ | IP44 | Metal | Glass | Galvanized  
E27 | Max. 60W | Excl. light source

No. 24261031 |   
⊕ | IP54 | Metal | Glass | Galvanized  
E27 | Max. 60W | Excl. light source

No. 71941003 |   
⊕ | IP44 | Aluminium | Plastic | Black  
E27 | Max. 60W | Excl. light source





### TAURUS

by Nordlux

No. 77028034 | 3 | 230V | 200 Lumen  
⊕ | IP54 | Glass | AISI 304 Stainless steel  
GU10 | Max. 28W | Incl. 28W  
Adjustable



### TIN

by Nordlux

No. 28468134 | 3 | 170 Lumen  
⊕ | IP54 | Metal | Glass | Stainless steel  
GU10 | Max. 35W | Incl. 28W GU10  
Adjustable



### SPOTLIGHT

by Nordlux

No. 20788103 | 3 | 200 Lumen 230V  
⊕ | IP54 | Aluminium | Glass | Black  
GU10 | Max. 35W | Incl. 35W GU10  
Adjustable



### SPOTLIGHT

by Nordlux

No. 20788129 | 3 | 200 Lumen 230V  
⊕ | IP54 | Aluminium | Glass | Aluminium  
GU10 | Max. 35W | Incl. 35W GU10  
Adjustable



### SPOTLIGHT LED

by Nordlux

No. 20788303 | 3 | 150 Lumen | 230V  
⊕ | IP54 | Aluminium | Glass | Black  
GU10 | Max. 35W | Incl. 1x3W LED GU10  
Adjustable





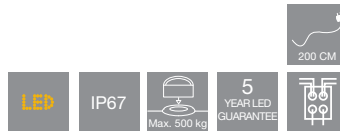


### TILOS EFFECT 1-KIT 230V

by Nordlux

No. 96400034 | | 90 Lumen

□ | IP67 | Plastic | Glass | Stainless steel  
GU10 | Max. 3W | Incl. 1,2W GU10



### ANDROS 3-KIT 12V

by Nordlux

No. 22280034 | | 3x35 Lumen

□ | IP67 | Plastic | Glass | Stainless steel  
LED | Fixed 3x0, 7W LED light source  
Incl. Transformer 10W (Max. 14 Andros)



### DECOSTONE 230V

by Nordlux

No. 22310034 | | 600 Lumen

□ | IP67 | Metal | Plastic | Stainless steel  
E27 | Max. 16W | Incl. 11W



### TILOS ROUND 1-KIT 230V

by Nordlux

No. 96410034 | | 90 Lumen

□ | IP67 | Plastic | Glass | Stainless steel  
GU10 | Max. 3W | Incl. 1,2W GU10



### TILOS ROUND 3-KIT 230V

by Nordlux

No. 96430034 | | 3x90 Lumen

□ | IP67 | Plastic | Glass | Stainless steel  
GU10 | Max. 3x3W | Incl. 1,2W GU10



### TILOS SQUARE 1-KIT 230V

by Nordlux

No. 96420034 | | 90 Lumen

□ | IP67 | Plastic | Glass | Stainless steel  
GU10 | Max. 3W | Incl. 1,2W GU10







**PAROS 4-KIT INCL. TRANSFORMER**

by Nordlux

No. 77070134 | | 4x15 Lumen

◆ | IP67 | Plastic | Stainless steel

LED | Fixed 4x0,25W LED. Incl. Transformer

12V (IP44) | Max. 20 spot /max. 20m cable



**PAROS 10-KIT INCL. TRANSFORMER**

by Nordlux

No. 77060134 | | 10x15 Lumen

◆ | IP67 | Plastic | Stainless steel

LED | Fixed 10x0,25W LED. Incl. Transformer

12V (IP44) | Max. 20 spot /max. 20m cable



**PAROS 10 SPOT 12V**

by Nordlux

No. 77080134 | | 10x15 Lumen

◆ | IP67 | Plastic | Stainless steel

LED | Fixed 10x0,25W LED



**WALK-OVER 230V**

by Nordlux

No. 22250003 |

⊕ | IP67 | Metal | Glass | Black

E27 | Max. 60W | Excl. light source



**PAROS 10 M CABLE**

by Nordlux

No. 77090003 |

◆ | IP44 | 12V





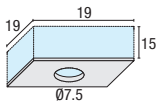
### RECESS 3-KIT

by Nordlux

No. 20060101 | | 230V | 3x220 Lumen  
□ | IP23 | Metal | White | Adjustable 30°  
GU10 | Max. 3X35W | Incl. 3x28W GU10



Monteringsmål  
Inbyggnadsmått  
Einbaumaße  
Mounting dimensions  
Les dimensions de montage



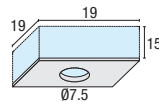
### RECESS 3-KIT LED

by Nordlux

No. 20240101 | | 230V | 3x200 Lumen  
□ | IP23 | Metal | White | Adjustable 30°  
GU10 | Max. 3x35W | Incl. 3x3W LED



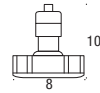
Monteringsmål  
Inbyggnadsmått  
Einbaumaße  
Mounting dimensions  
Les dimensions de montage



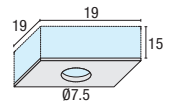
### RECESS 3-KIT COB

by Nordlux

No. 78850001 | | 230V | 3x350 Lumen  
□ | IP23 | Metal | White | Adjustable 30°  
GU10 | Max. 3X6W | Incl. 3x1379070 6W Cob LED



Monteringsmål  
Inbyggnadsmått  
Einbaumaße  
Mounting dimensions  
Les dimensions de montage



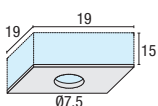
### RECESS 3-KIT

by Nordlux

No. 20060132 | | 230V | 3x220 Lumen  
□ | IP23 | Metal | Brushed steel  
Adjustable 30°  
GU10 | Max. 3X35W | Incl. 3x28W GU10



Monteringsmål  
Inbyggnadsmått  
Einbaumaße  
Mounting dimensions  
Les dimensions de montage



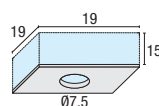
### RECESS 3-KIT LED

by Nordlux

No. 20240132 | | 230V | 3x200 Lumen  
□ | IP23 | Metal | Brushed steel  
Adjustable 30°  
GU10 | Max. 3x35W | Incl. 3x3W LED



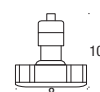
Monteringsmål  
Inbyggnadsmått  
Einbaumaße  
Mounting dimensions  
Les dimensions de montage



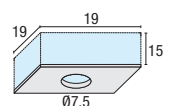
### RECESS 3-KIT COB

by Nordlux

No. 78850032 | | 230V | 3x350 Lumen  
□ | IP23 | Metal | Brushed Steel | Adjustable 30°  
GU10 | Max. 3X6W | Incl. 3x1379070 6W Cob LED





Monteringsmål  
Inbyggnadsmått  
Einbaumaße  
Mounting dimensions  
Les dimensions de montage





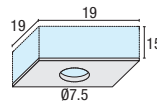
### SOLID 3-KIT

by Nordlux

No. 20080132 |  | 230V | 3x220 Lumen  
 | IP23 | Metal | Brushed steel  
 GU10 | Max. 3X35W | Incl. 3x28W GU10





Monteringsmål  
 Inbyggnadsmått  
 Einbaumaße  
 Mounting dimensions  
 Les dimensions de montage



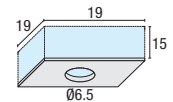
### SOLID 3-KIT

by Nordlux

No. 20080101 |  | 230V | 3x220 Lumen  
 | IP23 | Metal | White  
 GU10 | Max. 3X35W | Incl. 3x28W GU10





Monteringsmål  
 Inbyggnadsmått  
 Einbaumaße  
 Mounting dimensions  
 Les dimensions de montage



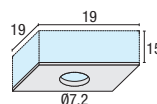
### TIP

by Nordlux

No. 20290131 |  | 220 Lumen 230V  
 Adjustable 30°  
 | IP23 | Metal | Galvanized  
 GU10 | Max. 35W | Incl. 28W GU10





Monteringsmål  
 Inbyggnadsmått  
 Einbaumaße  
 Mounting dimensions  
 Les dimensions de montage



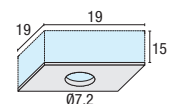
### PROFF

by Nordlux

No. 20280131 |  | 220 Lumen 230V  
 Adjustable 25°  
 | IP23 | Metal | Plastic | Galvanized  
 GU10 | Max. 35W | Incl. 28W GU10



Monteringsmål  
 Inbyggnadsmått  
 Einbaumaße  
 Mounting dimensions  
 Les dimensions de montage






NEW

### MIXIT PRO

by Nordlux

No. 71810132 |  | 230V

 | IP23 | Metal | Plastic | Brushed steel

Brushed steel | Adjustable 25°

GU10 | Max. 4W | Excl. light source



Monteringsmål  
Inbyggningssmått  
Einbaumaße  
Mounting dimensions  
Les dimensions de montage



NEW

### MIXIT PRO

by Nordlux

No. 71810101 |  | 230V

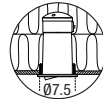
 | IP23 | Metal | Plastic | White

White | Adjustable 25°

GU10 | Max. 4W | Excl. light source




Monteringsmål  
Inbyggningssmått  
Einbaumaße  
Mounting dimensions  
Les dimensions de montage



### MIXIT - 2 RINGS INCLUDED

by Nordlux

No. 71820132 |  | 230V

 | IP23 | Metal | Plastic

Brushed steel / White | Adjustable 25°

GU10 | Max. 4W | Excl. light source



Monteringsmål  
Inbyggningssmått  
Einbaumaße  
Mounting dimensions  
Les dimensions de montage





## MIXIT PRO

DK

Monteringsboksen er forsynet med en hurtigmonterings samlemuffe  
Den har lavere indbygningshøjde end den almindelige Mixit.  
Mixit pro har et nyt og simpelt loft monteringsystem

GB

The installation box contains a fast-installation-cable joint.  
The installation height is smaller compared to the original Mixit.  
The Mixit Pro has a new developed and easy installation system for the ceiling.

D

Die Montagebox ist mit einer Schnellmontage-Klemmleiste ausgestattet.  
Die Leuchte hat eine geringere Einbauhöhe als die normale Mixit.  
Mixit pro hat ein neues und schnelles Deckenmontagesystem

F

Le box de montage est fourni avec un machon de jonction simple  
Hauteur de montage est plus bas que chez Mixit universel  
Mixit pro a un nouveau système de montage simple et rapide

S

Monteringsboxen är försädd med en snabbkopplingsplint  
Den har lägre inbyggnadshöjd än den traditionella Mixit  
Mixit pro har ett nytt och snabbt takmonteringsystem





### GU10 3W LED SMD

by Nordlux


No. 1355070 | 12  
200 Lumen | Ra >80  
Kelvin 2700 | Cd 90



### GU10 5W LED SMD

by Nordlux

No. 1371070 | 12  
330 Lumen | Ra >80  
Kelvin 2700 | Cd 150



### GU10 5W LED SMD DIMMER

by Nordlux

No. 1380070 | 12  
330 Lumen | Ra >80  
Kelvin 2700 | Cd 150



### GU10 4W LED COB

by Nordlux

No. 1382070 | 12  
230 Lumen | Ra >80  
Kelvin 2700 | Cd 320



### GU10 5W LED COB

by Nordlux

No. 1377070 | 12  
350 Lumen | Ra >80  
Kelvin 2700 | Cd 460



### GU10 6W COB DIMMER

by Nordlux

No. 1379070 | 12  
380 Lumen | Ra >80  
Kelvin 2700 | Cd 1020



### GU10 LED 3X1W DIMMER

by Nordlux

No. 1312070 | 6  
200 Lumen | Ra >80  
Kelvin 2700 | Cd 650



### GU10 3X1,3W LED EVO

by Nordlux

No. 1269070 | 6  
200 Lumen | Ra >80  
Kelvin 2700 | Cd 600



### GU10 5W LED SMD

by Nordlux

No. 1381070 | 12  
230 Lumen | Ra >80  
Kelvin 2700 | Cd 480



### GU10 2X28W 230V

by Nordlux

No. 1259070 | 12  
200 Lumen | Cd 500  
2700 Kelvin



### GU10 2X35W MINI

by Nordlux

No. 1264070 | 10  
200 Lumen | Cd 230  
Kelvin 2700



### GU10 5W 230V

by Nordlux

No. 1309070 | 6  
100 Lumen | Ra >80  
Kelvin 2700 | Cd 370





### E27 7W LED

by Nordlux

No. 1364070 |   
470 Lumen | Ra >80  
Kelvin 2700



### E27 10W LED

by Nordlux

No. 1374070 |   
810 Lumen | Ra >80  
Kelvin 2700



### E27 10W LED DIMMER

by Nordlux

No. 1375070 |   
810 Lumen | Ra >80  
Kelvin 2700



### E27 4W LED

by Nordlux

No. 1373070 |   
320 Lumen | Ra >80  
Kelvin 2700



### E27 8W 230V

by Nordlux

No. 1303070 |   
406 Lumen | Ra 82  
Kelvin 2700



### E27 12W 230V

by Nordlux

No. 1304070 |   
532 Lumen | Ra 82  
Kelvin 2700



### E27 5W LED - CYLINDER

by Nordlux


No. 1383070 |   
360 Lumen | Ra >80  
Kelvin 2700



### E14 5W LED KERTE DIMMER

by Nordlux

No. 1376070 |   
320 Lumen | Ra >80  
Kelvin 2700



### E14 3W LED

by Nordlux

No. 1370070 |   
250 Lumen | Ra >80  
Kelvin 2700



### E14 3W LED

by Nordlux

No. 1359070 |   
249 Lumen | Ra >80  
2700 Kelvin



### E14 6W 230V

by Nordlux

No. 1301070 |   
282 Lumen | Ra 82  
Kelvin 2700



### E14 10W 230V

by Nordlux

No. 1302070 |   
406 Lumen | Ra 82  
Kelvin 2700





### GU5.3 COB 4W

by Nordlux

No. 1396070 | 1  
230 Lumen | Ra 81  
Kelvin 2700 | Cd 320



### G9 2W LED

by Nordlux

No. 1372070 | 12  
120 Lumen | Ra >80  
Kelvin 2700



### BLISTER G4 3X10W 12V

by Nordlux

No. 1389070 | 12  
110 Lumen



### BLISTER G9 2X18W 230V

by Lampekonsulenten

No. 1387070 | 12  
204 Lumen | Ra 100  
Kelvin 2700



### GU5.3 COB 6W

by Nordlux

No. 1397070 | 1  
350 Lumen | Ra 81  
Kelvin 2700 | Cd 460



### G4 2W LED

by Nordlux

No. 1378070 | 12  
150 Lumen | Ra >80  
Kelvin 2700



### BLISTER G4 3X20W 12V

by Nordlux

No. 1390070 | 12  
240 Lumen



### BLISTER G9 2X33W 230V

by Lampekonsulenten

No. 1388070 | 12  
460 Lumen | Ra 100  
Kelvin 2700



### BEAM 40W

by Nordlux

No. 1392070 | 1  
80 Lumen | Ra 100  
Kelvin 2300



### GU4 3,5W 12V

by Nordlux

No. 1399070 | 1  
220 Lumen | Ra 81  
Kelvin 2700



### G9 2W SMD

by Nordlux

No. 1395070 | 1  
160 Lumen | Ra 81  
Kelvin 3000 | Cd 360



### G4 1.2W LED

by Nordlux

No. 1357070 | 12  
85 Lumen | Ra >80  
Kelvin 2700







### GU10 7W 230V

by Nordlux

No. 1305070 |   
110 Lumen | Ra 82  
Kelvin 2700 | Cd 440



### GU10 9W 230V

by Nordlux

No. 1306070 |   
130 Lumen | Ra 82  
Kelvin 2700 | Cd 520



### FUNK 5W LED E27 SANDED

by Nordlux

No. 1393070 |   
400 Lumen | Ra 80  
Kelvin 3000



### GU10 6W LED

by Nordlux

No. 1354070 |   
550 Lumen | Ra 80  
Kelvin 3200



### GU10 3W LED

by Nordlux

No. 1353070 |   
280 Lumen | Ra 80  
Kelvin 3200



### FUNK 5W LED E27 SANDED

by Nordlux

No. 1394070 |   
400 Lumen | Ra 80  
Kelvin 3000



### FUNK 13W E27 SANDED

By Nordlux

No. 75480070 |   
700 Lumen | Glass  
Ra 80 | Kelvin 2700



### ZAPP E14 11W SANDED Ø10

by Nordlux

No. 76590070 |   
532 Lumen | Glass  
Ra 81 | Kelvin 2700



### ZAPP E27 13W SANDED Ø20 CM

by Nordlux

No. 76600070 |   
662 Lumen | Glass  
Ra 81 | Kelvin 2700



### FUNK 18W E27 SANDED

By Nordlux

No. 75490070 |   
1008 Lumen | Glass  
Ra 80 | Kelvin 2700



### T8 18W

by Nordlux

No. 1270070 |   
960 Lumen | Ra 80  
Kelvin 4000



### T8 36W

by Nordlux

No. 1271070 |   
2650 Lumen | Ra 80  
Kelvin 4000





## LUMEN

*(lm) is the measurement unit for luminous flux. Luminous flux is the total amount of light that the light source submits.*



## KELVIN

*(K) is the colour temperature of the light source- the higher number the colder light.*

*3000 K = warm white*

*4000 K = neutral white*

*6500 K = daylight white*



## RA

*is the colour rendering that the light source provides.*



## CANDELA

*(cd) is the measurement amount for brightness per angle that is submitted from a light source*

GB - The LED technology is constantly undergoing major development which contributes to continuous arrival of new and better LED bulbs on the market. Nordlux always strives to deliver the latest LED technology to our customers, which is why when purchasing lighting or bulbs, the new bulbs can seem different, with improved colour/light output/design.

\*For additional bulb info please go to [www.nordlux.com](http://www.nordlux.com).

DK - LED er til stadighed under en betydelig udviklingsproces, som bevirker, at der med stor hyppighed kommer nye og bedre LED pærer på markedet. Nordlux bestræber sig på altid at levere den nyeste LED teknik til vores kunder, hvorfor man ved genkøb af lamper og ved tilkøb af pærer kan opleve, at de nye pærer har anderledes og forbedret farve/lysudbytte/udformning.

\*For supplerende pæreoplysninger gå venligst til [www.nordlux.com](http://www.nordlux.com)

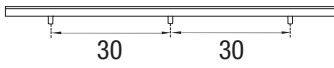
SE - LED är fortfarande under en betydande utvecklingsprocess, som bidrar till att det i snabb takt kommer nya och bättre LED lampor på marknaden. Nordlux strävar efter att leverera den senaste LED-tekniken till sina kunder, därför kan man vid återköp eller vid köp av nya lampor uppleva att de nya lamporna har en annorlunda och förbättrad färg/ljusflöde/utformning.

\*För ytterligare information angående ljuskälla vänligen gå till [www.nordlux.com](http://www.nordlux.com)

FR - LED est constamment en développement important, ce qui a pour effet d'amener très fréquemment de nouvelles ampoules LED améliorées sur le marché.

Nordlux s'efforce de toujours fournir la dernière technologie LED à nos clients ; c'est pourquoi, lorsque vous rachetez des lampes et acquérez des ampoules, vous pouvez trouver que les nouvelles ampoules ont une couleur/une sortie de lumière/un design différents et améliorés. \*Pour plus d'informations concernant l'ampoule merci de visiter [www.nordlux.com](http://www.nordlux.com).


DE - LED unterliegt ständig einem bedeutenden Entwicklungsprozess, durch den mit großer Geschwindigkeit neue und bessere LED-Lampen auf den Markt kommen. Nordlux ist bestrebt, Ihren Kunden immer die neueste LED-Technik anzubieten, wodurch man beim Neukauf von Leuchten und Nachkauf von Leuchtmitteln erleben kann, dass die neuen Leuchtmittel eine andere und verbesserte Farbe, Lichtausbeute und Form haben. \*Für weitere Informationen gehen Sie bitte zu Leuchtmittel [www.nordlux.com](http://www.nordlux.com).



NEW

### MONTE 3-RAIL

Designed by Bønnelycke mdd

No. 79459901 | 

⊕ | IP20 | Metal | White


5 113



NEW

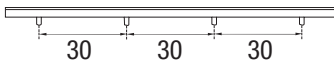
### MONTE 3-RAIL

Designed by Bønnelycke mdd

No. 79459932 | 

⊕ | IP20 | Metal | Brushed Steel


5 113



NEW

### MONTE 4-RAIL

Designed by Bønnelycke mdd

No. 79469901 | 

⊕ | IP20 | Metal | White


3.3 113



NEW

### MONTE 4-RAIL

Designed by Bønnelycke mdd

No. 79469932 | 

⊕ | IP20 | Metal | Brushed Steel

3.3 113





### PENDANT SUSPENSION

by Nordlux

No. 0100001 |  | Max. 2,25 kg

 | IP20 | Plastic | White

E27 | Max. 60W | Excl. Lightsource



### RISE/FALL PENDANT SUSPENSION

by Nordlux

No. 0140001 |  | Max. 4 kg


 | IP20 | Plastic | White

E27 | Max. 60W | Excl. Lightsource



### POWER SOCKET 2N

by Nordlux

No. 71299934 |  |


 | Stainless steel

E27



### BASE

by Nordlux

No. 22039931 |  |


IP44 | Galvanized steel

Max. 16A



### FIXIT SUSPENSION

by Nordlux

No. 0130032 |  |

Metal | Brushed steel




Sutable for the following products:

Lønstrup  
Vejers  
Blokhus  
Aalborg 2002  
Agger  
Luxembourg  
Nibe  
Virum  
Elements  
Fuse



### STALDGLAS


by Nordlux

No. 2440888 |   
Glass | Sanded



### STALDGLAS


by Nordlux

No. 2440999 |   
Glass | Clear



### STALDGLAS GASKET 3-KIT



by Nordlux

No. 2444999 |   
Plastic | Black



### FOX TRANSFORMER 10-60W



by Nordlux

No. 12216001 |   
 | Plastic | White  
10-60W | 12V | IP20



### FOX TRANSFORMER 20-105W


by Nordlux

No. 12351101 |   
 | Plastic | White  
20-105W | 12V | IP20



### SOCKET E27

by Nordlux

No. 73089901 |   
 | Porcelain | White  
E27





**Jens Havemann**  
Director / Export & Purchasing  
Direct: + 32 47 39 55 678  
jh@nordlux.com



**Betina Kowalski**  
Sales Manager  
Export Sales Department  
Direct: + 45 96 34 54 17  
bk@nordlux.com



**Per Morten Døhl Petersen**  
Country Manager  
Norway  
Mobile: + 47 90 64 27 42  
pmp@nordlux.com



**Jimmy Törmark**  
Country Manager  
Sweden & Finland  
Direct: + 46 (0) 70 35 80 743  
jt@nordlux.com



**Alma Tabakovic**  
Sales Assistant  
Export Sales Department  
Direct: + 45 96 34 54 12  
at@nordlux.com



**Malene B. Christoffersen**  
Sales Assistant  
Export Sales Department  
Direct: + 45 96 34 54 28  
mbc@nordlux.com



**Henning Mjåtveit**  
Sales Representative  
Norwegian Sales Department  
Direct: + 47 51 88 63 12  
hmt@lampekonsulenten.no



**Dorthe Jørgensen**  
Team Leader / Norway, Finland,  
Sweden & The Baltic Countries  
Direct: + 45 96 34 54 06  
dgj@nordlux.com



**Lene K. Kristensen**  
Sales Assistant  
Export Sales Department  
Direct: + 45 96 34 54 04  
lkk@nordlux.com



**Katrin Løkke**  
Sales Assistant  
Export Sales Department  
Direct: + 45 96 34 54 37  
kl@nordlux.com



**Jan Olav Gjelsnes**  
Sales Representative  
Norwegian Sales Department  
Direct: + 47 67 53 73 34  
jog@lampekonsulenten.no



**Lone Bødker**  
PR & Sale / Norway, Finland,  
Sweden & The Baltic Countries  
Direct: + 45 96 34 54 23  
lb@nordlux.com



**Franz Kiefer**  
Key Account Manager  
Germany  
Direct: + 49 17 55 67 56 04  
fk@nordlux.com



**Sonja Treumann**  
Sales Assistant  
German Sales Department  
Direct: + 49 21 52 89 87 37  
st@nordlux.com



**Leif Christian Olsen**  
Sales Assistant / Norway, Finland,  
Sweden & The Baltic Countries  
Direct: + 47 51 88 63 17  
lco@lampekonsulenten.no



**Gustavo Karlström**  
Sales Representative  
Swedish Sales Department  
Direct: + 46 (0) 70 98 90 162  
gk@nordlux.com



**Leif Halvorsen**  
Sales Representative / Norway  
Direct: + 47 91 11 09 63  
lh@lampekonsulenten.no



**Jonas Bjorkman**  
Sales Representative / Sweden  
Direct: + 46 (0) 72 31 25 181  
bjb@nordlux.com



**Peter Terkelsen**  
Chief Executive Officer  
Direct: + 45 96 34 54 08  
pt@nordlux.com



**Jørg Serup**  
Danish Sales Manager  
Direct: + 45 96 34 54 07  
Mobile: + 45 22 15 96 11  
js@nordlux.com



**Klaus Graven Nielsen**  
Nordic Sales Manager  
Direct: + 45 31 63 16 11  
Mobile: + 45 31 63 16 11  
kgn@nordlux.com



**Jette Grimstrup**  
Concept- & Product Manager  
Direct: + 45 96 34 54 30  
Mobile: + 45 81 10 68 31  
jg@nordlux.com



**Hanne M. Jensen**  
Sales Assistant  
Danish Sales Department  
Direct: + 45 96 34 54 34  
salg@nordlux.com



**Trine Juel Mikkelsen**  
Sales Assistant  
Danish Sales Department  
Direct: + 45 96 34 54 34  
salg@nordlux.com



**Kurt Kristensen**  
Team Leader  
Merchandise  
Mobile: + 45 20 66 16 11  
kk@nordlux.com



**Jan Bo Jensen**  
Key Account Manager  
Lighting & Furniture  
Mobile: + 45 27 11 60 48  
jb@nordlux.com



**Rolf Nielsen**  
Key Account Manager  
Lighting & Furniture  
Mobile: + 45 20 76 26 60  
rn@lampekonsulentent.com



**Helle Iversen**  
Sales Assistant  
Danish Sales Department  
Direct: + 45 96 34 54 34  
salg@nordlux.com



**Jette Jensen**  
Sales Coordinator  
Danish Sales Department  
Direct: + 45 96 34 54 34  
salg@nordlux.com



**Carsten Johnsen**  
Sales Representative  
Sjælland & Øerne  
Mobile: + 45 20 71 16 11  
cj@nordlux.com



**Hans Aamand Nielsen**  
Sales Representative  
Midtjylland & Nordjylland  
Mobile: + 45 22 71 66 11  
haa@nordlux.com



**Jonas Houman**  
Sales Representative  
Midt-, Sydjylland & Fyn  
Mobile: + 45 40 70 16 11  
jho@nordlux.com



**Gitte Visse**  
Sales Assistant  
Danish Sales Department  
Direct: + 45 96 34 54 34  
salg@nordlux.com



**Asbjørn Olesen**  
Product Developer  
Customer Support  
Direct: + 45 96 34 54 16  
ao@nordlux.com



**Peter Nielsen**  
Sales Merchandiser  
Midtjylland & Nordjylland  
Mobile: + 45 21 22 36 11  
pn@nordlux.com



**Nicolai Niemann-Nielsen**  
Merchandiser  
Midtjylland & Sydjylland  
Mobile: + 45 22 72 16 11  
nn@nordlux.com



**Ticho Lohmann**  
Sales Merchandiser  
Sjælland & Øerne  
Mobile: + 45 40 82 61 11  
tl@nordlux.com



**Malene Puls Nielsen**  
Graphic Designer / Marketing  
Direct: + 45 96 34 54 11  
mpn@nordlux.com



**Anna Mette Rasmussen**  
Graphic Designer / Marketing  
Direct: + 45 96 34 54 01  
ar@nordlux.com



**Jesper Hesselvang**  
Team Leader / Inventory  
Direct: + 45 98 18 16 11  
jhe@nordlux.com

# VEDLIGEHOJDELSE

## MAINTENANCE

### PFLEGE

#### UNDERHÅLL

##### ENTRETIEN

**Galvaniseret stål** | Meget vejrbestandig. Kan bruges i alle miljøer. Vedligeholdelse: Almindelig aftørring. Nordlux giver 15 års garanti på alle udendørslamper i galvaniseret stål. Denne garanti gælder rustangreb med gennemtæring og er gældende mod fremvisning af købskvittering. Der ydes ingen garanti på dele som er beskadiget ved slidtage eller på fejlbehandling af lamperne.

**Kobber** | Meget vejrbestandig. Kan bruges i alle miljøer. Vedligeholdelse: Almindelig aftørring. Nordlux giver 15 års garanti på alle udendørslamper i kobber. Denne garanti gælder rustangreb med gennemtæring og er gældende mod fremvisning af købskvittering. Der ydes igen garanti på dele som er beskadiget ved slidtage eller på fejlbehandling af lamperne.

**Plast** | Meget vejrbestandig. Kan bruges i alle miljøer. Vedligeholdelse: Almindelig aftørring.

**Rustfrit stål** | Velegnet til udendørs brug, når undtages aggressive miljøer. Vedligeholdelse: Behandles med syrefri olie inden opsætning med efterfølgende aftørring med blød klud. Denne behandling gentages 3-4 gange om året.

**Aluminium** | Aluminiumsprodukterne kan opdeles i følgende: Ekstruderet og anodiseret aluminium er meget vejrbestandig og kan bruges i alle miljøer. Vedligeholdelse: Almindelig aftørring. Støbt aluminium i øvrigt er velegnet til udendørs brug, når undtages aggressive miljøer. Vedligeholdelse: Behandles med syrefri olie inden opsætning med efterfølgende aftørring med blød klud. Denne behandling gentages 3-4 gange om året.

**Galvanized steel** | Very resistant to weather. Can be placed in any environment. Maintenance: wipe off at regular intervals. Nordlux offers up to 15 year anti-corrosion warranty on lights in galvanized steel. This guarantee applies to extensive corrosion in the form of holes in the metal caused by rust. The guarantee is subject to presentation of receipt. There is no guarantee on components which have been affected by wear and tear or mistreatment of the lamps.

**Copper** | Very resistant to weather. Can be placed in any environment. Maintenance: wipe off at regular intervals. Nordlux offers up to 15 year warranty on lights in copper. This guarantee applies to extensive corrosion in the form of holes in the metal caused by rust. The guarantee is subject to presentation of receipt. There is no guarantee on components which have been affected by wear and tear or mistreatment of the lamps.

**Plastic** | Very resistant to weather. Can be placed in any environment. Maintenance: wipe off at regular intervals.

**Stainless steel** | Suitable for outdoor use, except for aggressive environments. Must be treated with acid-free oil prior to mounting. After mounting wipe off the fitting with a dry and soft cloth. This treatment should be repeated 3-4 times a year.

**Aluminium** | The aluminium products can be divided into two groups: Extruded and anodized aluminium is very resistant to weather and can be placed in any environment. Maintenance: wipe off at regular intervals. Cast aluminium is suitable for outdoor use, except for aggressive environments. Maintenance: must be treated with acid-free oil prior to mounting. After mounting wipe-off the fitting with a dry and soft cloth. This treatment should be repeated 3-4 times a year.

**Verzinkte Leuchten** | Sehr wetterbeständig. Überall einsetzbar. Pflege: Normales Reinigen. Nordlux leistet bis zu 15 Jahre Garantie für alle Aussenleuchten in feuerverzinkter Ausführung. Diese Garantie gilt für Rostbildung in Form von Angriff der Metal und gilt nur gegen Quittungsleistung. Nordlux leistet keine Garantie für Ersatzteile, die beschädigt sind durch Abnutzung oder Fehlbehandlung der Leuchten.

**Kupfer** | Sehr wetterbeständig. Überall einsetzbar. Pflege: Normales Reinigen. Nordlux leistet bis zu 15 Jahre Garantie für alle Aussenleuchten in kupfer. Diese Garantie gilt für Rostbildung in Form von Angriff der Metal und gilt nur gegen Quittungsleistung. Nordlux leistet keine Garantie für Ersatzteile, die beschädigt sind durch Abnutzung oder Fehlbehandlung der Leuchten.

**Kunststoff** | Sehr wetterbeständig. Überall einsetzbar. Pflege: Normales Reinigen.

**Edelstahl** | Geeignet für den Außenbereich – jedoch nicht in aggressiver Umgebung. Pflege: Vor Montage muss die Leuchte mit säurefreiem Öl behandelt und mit einem weichen Tuch getrocknet werden. Dieses sollte 3-4 Mal im Jahr wiederholt werden.

**Aluminium** | Aluminiumsleuchten unterscheiden sich wie folgt: Extrudiertes und eloxiertes Aluminium ist sehr wetterbeständig und ist überall einsetzbar. Pflege: Normales Reinigen. Gegossenes Aluminium ist ebenfalls für den Außenbereich geeignet – jedoch nicht in aggressiver Umgebung. Pflege: Vor Montage muss die Leuchte mit säurefreiem Öl behandelt und mit einem weichen Tuch getrocknet werden. Dieses sollte 3-4 Mal im Jahr wiederholt werden.



**Galvaniserat stål** | Mycket väderbeständigt. Kan användas i alla miljöer. Underhåll: Normal avtorkning. Nordlux ger 15 års garanti på alla utomhuslampor i galvaniserat stål. Denna garanti gäller rostangrepp som har genomträngt och gäller mot uppvisande av inköpskvitto. Det lämnas ingen garanti på delar som har skadats vid slitage eller av felbehandling av lamporna.

**Koppar** | Mycket väderbeständigt. Kan användas i alla miljöer. Underhåll: Normal avtorkning.

**Plast** | Mycket väderbeständigt. Kan användas i alla miljöer. Underhåll: Normal avtorkning.

**Rostfritt stål** | Lämpligt för utomhusbruk, utom i aggressiva miljöer. Underhåll: Behandlas med syrafri olja och torkas av med en mjuk trasa före uppsättning. Behandlingen upprepas 3-4 gånger om året.

**Aluminium** | Aluminiumprodukterna kan delas upp i följande typer: Extruderad och anodiserad aluminium är mycket väderbeständig och kan användas i alla miljöer. Underhåll: Normal avtorkning. Övrig gjuten aluminium är lämplig för utomhusbruk, utom i aggressiva miljöer. Underhåll: Behandlas med syrafri olja och torkas av med en mjuk trasa före uppsättning. Behandlingen upprepas 3-4 gånger om året.

**Acier galvanisé** | Très résistant aux intempéries. Peut être utilisé dans tous les environnements. Entretien: séchage général. Les lampes Nordlux en galvanisation bénéficient d'une garantie de 15 ANS à compter de la date d'achat sur le bon d'achat. La garantie couvre formation de rouille (la surface est entamée) et n'est que si la date d'achat figure sur le bon d'achat. La garantie ne couvre pas les composants, endommagés par l'usure normale ou un emploi abusif.

**Cuivre** | Très résistant aux intempéries. Peut être utilisé dans tous les environnements. Entretien: séchage général. Les lampes Nordlux en cuivre d'une garantie de 15 ANS à compter de la date d'achat sur le bon d'achat. La garantie couvre formation de rouille (la surface est entamée) et n'est que si la date d'achat figure sur le bon d'achat. La garantie ne couvre pas les composants, endommagés par l'usure normale ou un emploi abusif.

**Matière plastique** | Très résistant aux intempéries. Peut être utilisé dans tous les environnements. Entretien : séchage général.

**Acier inoxydable** | Convient parfaitement pour l'utilisation en plein air, mais à l'abri des environnements agressifs. Entretien : à traiter avec de l'huile exempte d'acides avant l'installation, puis séchage avec un chiffon doux. Ce traitement est répété 3 à 4 fois par an.

**Aluminium** | Les produits en aluminium peuvent être subdivisés comme suit: L'aluminium extrudé et anodisé est très résistant aux intempéries et peut être utilisé dans tous les environnements. Entretien: séchage général. La fonte d'aluminium convient également pour une utilisation en plein air, mais à l'abri des environnements agressifs. Entretien : à traiter avec de l'huile exempte d'acides avant l'installation, puis séchage avec un chiffon doux. Ce traitement est répété 3 à 4 fois par an.

# Symbols | You need to know



Klasse 1 (jord)  
Jordkontakt (1)  
Geerdet  
Earth contact  
Prise de terre (classe 1)



Lysdæmper  
Ljusedämpare  
Lichtregler  
Dimmer  
Variateur



Inkl. stikkontakt  
Plug included  
Inkl. Steckdose  
Inkl. stickkontakt  
Y compris prise de courant



Dobbelt isoleret (kl. 2)  
Dubbel isolering  
Doppelte Isolierung  
Double insulation  
Double isolation



Dæmpbar  
Dimmbar  
Dimmbar  
Dimmable  
Variation de lumière est possible



Ledning kan afmonteres  
Kabel kan monteras av  
Das Kabel ist abmontierbar  
The flex can be removed  
Le câble peut être démonté



Klasse 3  
Klass 3  
Schutzklasse 3  
Class 3  
Classe 3



Kan ikke dæmpes  
Inte dimmbar  
Nicht dimmbar  
Not dimmable  
Variation de lumière n'est pas possible



Ledning kan ikke afmonteres  
Kabel kan inte monteras av  
Das Kabel ist nicht abmontierbar  
The flex can not be removed  
Le câble ne peut être démonté



Collistørrelse  
Stykker per kartong  
Stückzahl pro Karton  
Items per master packing  
Nombre de pièces par collis



3 trins lysdæmper  
3 steg ljusdimmer  
3-Stufen Lichtdimmer  
3 level dimmer  
Variateur de lumière de 3 degrés



Ingen ledning på produktet  
Ingen kabel på produkter  
Kein Kabel an den Produkten  
No flex on products  
Les câbles ne sont pas fournis



Nyt produkt  
Nyt produkt  
Neues Produkt  
New product  
Nouveau produit



IP44 IP kapslingsklasse 44  
IP kapselklasser 44  
IP kapselklasser 44  
Schutzgrad 44  
Degree and protection 44



Ledning kan affortes  
Kabel kan kortas  
Kabel kann verkürzt werden  
Wire shortening possible  
Réduction de longueur de câble est possible



Diodepære  
Diodlampa  
Diode  
Led  
Led



IP54 IP kapslingsklasse 54  
IP kapselklasser 54  
IP kapselklasser 54  
Schutzgrad 54  
Degree and protection 54



15 års garanti mod rustgennemtæring  
15 års garanti mot rostgenomträngning  
15 Jahre Garantie für Durchrostung  
15 years guarantee against extensive corrosion holes  
15 ans de garantie anti rouille (la surface est entamée)



Lysdæmper (touch)  
Ljusedämpare (touch)  
Lichtregler (touch)  
Dimmer (touch)  
Variateur (touch)



IP65 IP kapslingsklasse 65  
IP kapselklasser 65  
IP kapselklasser 65  
Schutzgrad 65  
Degree and protection 65



3 års LED garanti  
3 års LED garanti  
3 Jahre LED Garantie  
3 years LED guarantee  
3 ans de LED garantie



Parallelforbindelse  
Parallellkoppling  
Parallelverbindung  
Parallel connection  
Liaison parallèle



Slagfast materiale  
Motståndskraftigt material  
Schlagfestes Material  
Knock proof Material  
Matériel résistant aux chocs



5 års LED garanti  
5 års LED garanti  
5 Jahre LED Garantie  
5 years LED guarantee  
5 ans de LED garantie



Kan ikke parallelforbindelse  
Det går inte parallellkopplas  
Keine Parallelverbindung möglich  
No parallel wiring possible  
Jonction parallèle n'est pas possible



Max 500 kg belastning  
Max 500 Kg belastning  
Max 500 Kg Gewicht  
Max 500 kg load  
Charge max. en 500 kg



Base til havelampe  
Bas för Pollare  
Base für Standleuchte  
Base for garden fixture  
base pour borne jardin



Med sensor  
Med sensor  
Mit Bewegungsmelder  
Incl. sensor  
Capteur inclus



Træ fra bæredygtige kilder [www.dk.fsc.org](http://www.dk.fsc.org)  
Trä från hållbara källor [www.dk.fsc.org](http://www.dk.fsc.org)  
Holz von Nachhaltigen Quellen  
Wood from sustainable sources  
Bois des sources résistantes [www.dk.fsc.org](http://www.dk.fsc.org)



Passer på base til havelampe  
Passar i bas för trädgårdslampa  
Passt auf Base für Standleuchte  
Fits on base for garden fixture  
Convnu pour les bases des bornes jardin

# IP

## IP kapselklasser

## IP kapselklasser

## Degree and protection

## Degré de protection

## Schutzgrad

Beskyttet mod  
Beskyddad mot  
Geschützt gegen  
Protected against  
Protégé contre

Beskyttet mod  
Beskyddad mot  
Geschützt gegen  
Protected against  
Protégé contre

Beskyttet mod  
Beskyddad mot  
Geschützt gegen  
Protected against  
Protégé contre

Beskyttet mod  
Beskyddad mot  
Geschützt gegen  
Protected against  
Protégé contre

Første ciffer  
First number  
Erste Nummer  
Premier chiffre  
Första ciffer

Andet ciffer  
Andra ciffer  
Zweite Nummer  
Second number  
Deuxième chiffre

**0** Ikke beskyttet  
Ej beskyddad  
Nicht geschützt  
Not protected  
Non protégé

**0** Ikke beskyttet  
Ej beskyddad  
Nicht geschützt  
Not protected  
Non protégé

**1** Faste genstande større end 50 mm  
Fast föremål större än 50 mm  
Eindringen von Fremkörpern grösser als 50 mm  
Solid objects larger than 50 mm  
Les corps solides de plus de 50 mm

**1** Lodret dryppende vand  
Lodrätt droppande vatten  
Senkrecht tropfendes Wasser  
Vertically dripping water  
Les chutes verticales de gouttes d'eau

**2** Faste genstande større end 12 mm  
Fast föremål större än 12 mm  
Eindringen von Fremkörpern grösser als 12 mm  
Solid objects larger than 12 mm  
Les corps solides de plus de 12 mm

**2** Dryppende vand ved en hældning på indtil 15 grader  
Droppande vatten, vid en lutning på upp till 15 grader  
Tropfendes Wasser bei einer Neigung bis 15 Grad  
Vertically dripping water at an inclination of 15 degrees  
Les chutes d'eau avec inclinaison maximale de 15°

**3** Faste genstande større end 2,5 mm  
fast föremål större än 2,5 mm  
Eindringen von Fremkörpern grösser als 2,5 mm  
Solid objects larger than 2,5 mm  
Les corps solides de plus de 2,5 mm

**3** Vandsprøjt i en vinkel på indtil 60 grader  
Vattenstänk i en vinkel på upp till 60 grader  
Spritzwasser in einem Winkel bis 60 Grad  
Splashes of water at an angle of up to 60 degrees  
Les chutes d'eau avec inclinaison maximale de 60°

**4** Faste genstande større end 1,0 mm  
Fast föremål större än 1,0 mm  
Eindringen von Fremkörpern grösser als 1,0 mm  
Solid objects larger than 1,0 mm  
Les corps solides de plus de 1,0 mm

**4** Oversprøjtning  
Nedstänkning  
Übersprühen  
Sprinkling of water  
Les projections d'eau

**5** Støvsærmet  
Avskärmad mot damm  
Staubgeschützt  
Dust protected  
Protégé contre la poussière

**5** Beskyttet mod vandstråler  
Beskyddad mot vattenstrålar  
Geschützt gegen Wasserstrahlen  
Protected against water jets  
Protégé contre les jets d'eau

**6** Støvtæt  
Dammtät  
Staubdicht  
Dust-proof  
Étanche à la poussière

**6** Beskyttet mod kraftige bølger  
Beskyddad mot kraftiga vågor  
Geschützt gegen kräftigen Wellen  
Protected against strong waves  
Protégé contre les paquets de mer

**7** Beskyttet mod følgerne af forbigående nedsænkning i vand  
Beskyddad mot följderna av kortvarig nedsänkning i vatten  
Beschützt gegen Folgen durch zeitweises Unterwassertauchen  
Protected against the effects of temporary immersion in water  
Protégé contre les suites d'un plongement occasionnel dans l'eau

# Light source index

Model	Number	Socket	Wattage	Lumen	Dimmable	Kelvin	Candela	Lifhours	RA	Angle
Alba   Ceiling   White	77196001	LED	12W LED	840	No	3000K	245	50000	80	120°
Alba   Ceiling   Grey	77196010	LED	12W LED	840	No	3000K	245	50000	80	120°
Ancona   Ceiling   Chrome	25226129	G9	18W	204	Yes	2700K		2000	100	360°
Ancona   Ceiling   Brushed steel	25226132	G9	18W	204	Yes	2700K		2000	100	360°
Ancona LED   Ceiling   White	25216101	LED	6W	530	No	3000K		20000	80	130°
Ancona LED   Ceiling   Brushed steel	25216132	LED	6W	530	No	3000K		20000	80	130°
Ancona Maxi G9   Ceiling   Chrome	25236129	G9	18W	204	Yes	2700K		2000	100	360°
Ancona Maxi G9   Ceiling   Brushed steel	25236132	G9	18W	204	Yes	2700K		2000	100	360°
Ancona Maxi LED   Ceiling   White	25246101	LED MODUL	12W	1020	No	3000K		20000	80	130°
Ancona Maxi LED   Ceiling   Brushed steel	25246132	LED MODUL	12W	1020	No	3000K		20000	80	130°
Andros 3-Kit   Ground recessed   Stainless steel	22280034	SMP2P	0,7W	60	No	6000K		10000	70	120°
Arc   Wall   Stainless steel	22941034	E27	10W	680	No	2700K	42	6000	80	360°
Arki 12   Pendant   White	75093001	GU10	6W LED	550	No	3200K		10000	80	150°
Arki 12   Pendant   Black	75093003	GU10	6W LED	550	No	3200K		10000	80	150°
Arki 12   Pendant   Green	75093023	GU10	6W LED	550	No	3200K		10000	80	150°
Arles   Wall   White	63251001	LED	3W LED	295	No	3000K		20000	80	120°
Arles   Wall   Black	63251003	LED	3W LED	295	No	3000K		20000	80	120°
Arles   Table   White	63265001	LED	3W LED	295	No	3000K		20000	80	120°
Arles   Table   Black	63265003	LED	3W LED	295	No	3000K		20000	80	120°
Arles   3-Rail   White	63270001	LED	3W LED	295	No	3000K		20000	80	120°
Arles   3-Rail   Black	63270003	LED	3W LED	295	No	3000K		20000	80	120°
Arles   3-Round plate   White	63280001	LED	3W LED	295	No	3000K		20000	80	120°
Arles   3-Round plate   Black	63280003	LED	3W LED	295	No	3000K		20000	80	120°
Avenue   Wall   Brushed steel	73551132	GU10	28W	220	Yes	2700K	450	2000	99	36°
Avenue   Double wall   Brushed steel	73561132	GU10	28W	220	Yes	2700K	450	2000	99	36°
Avenue   3-Rail   Brushed steel	73570132	GU10	28W	220	Yes	2700K	450	2000	99	36°
Avenue LED   Wall   Brushed steel	76541132	GU10	3W LED SMD	200	No	2700K	90	25000	80	110°
Avenue LED   Wall   Brushed steel	76551132	GU10	3W LED SMD	200	No	2700K	90	25000	80	110°
Avenue LED   3-Round plate   Brushed steel	76560132	GU10	3W LED SMD	200	No	2700K	90	25000	80	110°
Avenue LED   3-Rail   Brushed steel	76570132	GU10	3W LED SMD	200	No	2700K	90	25000	80	110°
Bali   Table   White	75255001	GU10	28W	248	Yes	2700K	818	1500	80	40°
Bali   Table   Black	75255003	GU10	28W	248	Yes	2700K	818	1500	80	40°
Bali   Wall   White	75261001	GU10	28W	248	Yes	2700K	818	1500	80	40°
Bali   Wall   Black	75261003	GU10	28W	248	Yes	2700K	818	1500	80	40°
Beam   Light source	1392070	E27	40W	80	Yes	2300K		3000	100	360°
Bell   Wall   Black	76381003	LED MODUL	6,5W	400	No	2700K		25000	80	120°
Bell   Wall   Grey	76381010	LED MODUL	6,5W	400	No	2700K		25000	80	120°
Bowler   Wall   Galvanized	28601131	E27	14W	750	No	2700K		6000	80	270°
Boxline 13W   Under Cabinet   White	27496101	G5	13W	800	No	4000K		8000	80	120°
Cabinet 2x20W   Under Cabinet   White	15856101	G4	20W	200	Yes	2700K	60	2000	80	270°
Cabinet 2x20W   Under Cabinet   Brushed steel	15856132	G4	20W	200	Yes	2700K	60	2000	80	270°
Cabinet 2x3W LED   Under Cabinet   White	15556101	LED MODUL	3W	200	No	3000K	45	30000	80	150°
Cabinet 3x20W   Under Cabinet   White	15866101	G4	20W	200	No	2700K	60	2000	80	270°
Cabinet 3x20W   Under Cabinet   Brushed steel	15866132	G4	20W	200	No	2700K	60	2000	80	270°
Cabinet 3x3W LED   Under Cabinet   White	15566101	LED MODUL	3W	200	No	3000K	45	30000	80	150°
Cambio 1,7W   Built-on	79470029	LED MODUL	2W LED	110	No	3000K	149	30000	80	90°
Cambio 3W   Built-on	79480029	LED MODUL	3W LED	180	No	3000K	200	30000	80	90°
Can   Wall   Stainless steel	28751134	GU10	28W	220	Yes	2700K	450	2000	99	36°
Can   Double wall   Stainless steel	28761134	GU10	28W	220	Yes	2700K	450	2000	99	36°
Can Maxi   Wall   Aluminium	28801129	GU10	28W	220	Yes	2700K	450	2000	99	36°
Can Maxi   Double wall   Aluminium	28811129	GU10	28W	220	Yes	2700K	450	2000	99	36°
Canto   Wall   White	77571001	LED MODUL	2X3W	260	No	2700K	120	25000	80	110°
Canto   Wall   Black	77571003	LED MODUL	2X3W	260	No	2700K	120	25000	80	110°
Canto   Wall   Grey	77571010	LED MODUL	2X3W	260	No	2700K	120	25000	80	110°
Canto   Wall   Galvanized	77571031	LED MODUL	2X3W	210	No	2700K	120	40000	80	75°
Canto   Wall   Stainless steel	77571034	LED MODUL	2X3W	260	No	2700K	120	25000	80	110°
Castor   Wall   Galvanized	71351031	GU10	28W	220	Yes	2700K	450	2000	99	36°
Castor   Double wall   Galvanized	71361031	GU10	28W	220	Yes	2700K	450	2000	99	36°
Castor Maxi   Wall   Galvanized	71371131	GU10	9W	200	No	2700K	76	8000	80	120°
Castor Maxi   Wall   Galvanized	71381131	GU10	9W	200	No	2700K	76	8000	80	120°
Chamber 13W   Under Cabinet   White	27236101	G5	13W	800	No	4000K		8000	80	120°
Chamber 8W   Under Cabinet   White	27226101	G5	8W	420	No	4000K		8000	80	120°

Model	Number	Socket	Wattage	Lumen	Dimmable	Kelvin	Candela	Lifhours	RA	Angle
Clearline 2x18W   Under Cabinet   White	27106101	G13	18W	1110	No	4000K		10000	80	360°
Cover   Ceiling   White	79196001	LED MODUL	9W LED	700	No	2700K	15	50000	80	110°
Cover   Pendant   Grey	79196029	LED MODUL	9W LED	700	No	2700K	15	50000	80	110°
Cubiq   Ceiling   White	78926001	LED MODUL	8,4W	300	No	3000K		20000	80	60°
Cubiq   Ceiling   White	78936001	LED MODUL	14W LED	1400	No	2800K		20000	80	150°
Decoline 21W   Under Cabinet   Aluminium	27526101	G5	21W	1800	No	2700K		8000	80	360°
Decostone   Ground recessed   Stainless steel	22310034	E27	11W	600	No	2700K		8000	80	270°
Desi 22   Ceiling   Black	77626003	LED MODUL	6W LED	540	No	3000K	130	20000	80	120°
Discos 25   Pendant   Opal white	73303110	G9	40W	586	Yes	2700K		2000	99	120°
Discos 39   Pendant   Opal white	76793110	G9	40W	586	Yes	2700K		2000	99	120°
Discos 51   Pendant   Opal white	73313110	G9	40W	586	Yes	2700K		2000	99	120°
Discos Outdoor 30   Wall   Mat black	74621003	E27	14W	750	No	2700K		6000	80	270°
Discos Outdoor 30   Wall   Galvanized	74621031	E27	14W	750	No	2700K		6000	80	270°
Duo   Double floor   Opal white	19894101	G9	33W	458	Yes	2800K		2000	99	°
E14 10W   Light source	1302070	E14	10W	406	No	2700K		10000	82	360°
E14 3W LED   Light source	1359070	E14	3W LED	250	No	2700K		25000	80	160°
E14 3W LED   Light source	1370070	E14	3W LED	250	No	2700K		25000	80	160°
E14 6W   Light source	1301070	E14	6W	282	No	2700K		10000	82	360°
E14 6W LED Dimmer   Light source	1376070	E14	5W LED	320	Yes	2700K		25000	80	160°
E27 10W LED   Light source	1374070	E27	10W LED	810	No	2700K		25000	80	270°
E27 10W LED Dimmer   Light source	1375070	E27	10W LED	810	Yes	2700K		25000	80	270°
E27 12W   Light source	1304070	E27	12W	532	No	2700K		10000	82	360°
E27 4W LED   Light source	1373070	E27	4W LED	320	No	2700K		25000	80	160°
E27 5W LED   Light source	1383070	E27	5W LED	360	No	2700K		25000	80	160°
E27 7W LED   Light source	1364070	E27	7W LED	470	No	2700K		25000	80	270°
E27 8W   Light source	1303070	E27	8W	406	No	2700K		10000	82	360°
Explore   Wall   White	72091001	GU10	3W LED SMD	200	No	2700K	90	25000	80	110°
Explore   Wall   Black	72091003	GU10	3W LED SMD	200	No	2700K	90	25000	80	110°
Explore   Wall   Green	72091023	GU10	3W LED SMD	200	No	2700K	90	25000	80	110°
Explore   Single flex   White	74811001	GU10	3W LED SMD	200	No	2700K	90	25000	80	110°
Explore   Single flex   Black	74811003	GU10	3W LED SMD	200	No	2700K	90	25000	80	110°
Explore   Single flex   Green	74811023	GU10	3W LED SMD	200	No	2700K	90	25000	80	110°
Explore   3-Rail   White	74830001	GU10	3W LED SMD	200	No	2700K	90	25000	80	110°
Explore   3-Rail   Black	74830003	GU10	3W LED SMD	200	No	2700K	90	25000	80	110°
Foris   Wall   White	78951001	GU10	5W LED	400	No	2800K	150	20000	80	120°
Foris   SKI   White	78970001	GU10	3X5W LED	400	No	2800K	150	20000	80	120°
Fuel   Wall   White	77551001	GU10	3W LED SMD	200	No	2700K	90	25000	80	110°
Fuel   Wall   Black	77551003	GU10	3W LED SMD	200	No	2700K	90	25000	80	110°
Fuel   Wall   Grey	77551010	GU10	3W LED SMD	200	No	2700K	90	25000	80	110°
Funk 13W   Light source   Sanded	75480070	E27	13W	700	No	2700K		8000	80	360°
Funk 18W   Light source   Sanded	75490070	E27	18W	1008	No	2700K		8000	80	360°
G4 1,2W LED   Light source   White	1357070	G4	1,2W LED	85	No	2700K		25000	80	180°
G4 2W LED   Light source	1378070	G4	2W LED	150	No	2700K		25000	80	140°
G4 3X10W 12V   Light source	1389070	G4	10W 12V	110	Yes	2700K		2000	100	360°
G4 3X20W 12V   Light source	1390070	G4	20W 12V	240	Yes	2700K		2000	100	360°
G9 2W LED   Light source   White	1372070	G9	2W LED	120	No	2700K		25000	80	140°
G9 2X18W   Light source	1387070	G9	18W	204	Yes	2700K		2000	100	360°
G9 2X33W   Light source	1388070	G9	33W	460	Yes	2700K		2000	100	360°
Galilei 1-Spot   Built-in adjustable   White	21060101	GU10	28W	220	Yes	2700K	450	2000	99	36°
Galilei 1-Spot   Built-in adjustable   Aluminium	21060129	GU10	28W	220	Yes	2700K	450	2000	99	36°
Galilei 2-Spot   Built-in adjustable   White	21070101	GU10	28W	220	Yes	2700K	450	2000	99	36°
Galilei 2-Spot   Built-in adjustable   Aluminium	21070129	GU10	28W	220	Yes	2700K	450	2000	99	36°
Geyer   Under Cabinet   White	76806001	GU10	3W	280	No	3200K		10000	80	150°
Geyer   Under Cabinet   Brushed steel	76806032	GU10	3W	280	No	3200K		10000	80	150°
Gibraltar   Wall with dimmer   Opal white	59101101	G9	40W	586	Yes	2700K		2000	99	120°
Gibraltar   2-Wall with dimmer   Brushed steel	59111101	G9	40W	586	Yes	2700K		2000	99	120°
Gibraltar   Table   Opal white	59155101	G9	40W	586	Yes	2700K		2000	99	120°
Glitch   Wall   White	75511001	LED	3W	130	No	3000K		30000	80	60°
Glitch   Wall   White	75511003	LED	3W	130	No	3000K		30000	80	60°
GU10 2x28W   Light source	1259070	GU10	28W	220	Yes	2700K	500	2000	99	30°
GU10 2x35W Mini   Light source   Clear	1264070	GU10	28W MINI	220	Yes	2700K	230	2000	99	60°
GU10 3W LED SMD   Light source	1355070	GU10	3W LED SMD	200	No	2700K	90	25000	80	110°

# Light source index

Model	Number	Socket	Wattage	Lumen	Dimmable	Kelvin	Candela	Lifhours	RA	Angle
GU10 3x1W LED Dimmer   Light source	1312070	GU10 LED	3X1W	200	Yes	2700K	650	20000	80	36°
GU10 4W LED COB   Light source	1382070	GU10	4W COB	230	No	2700K	320	25000	80	38°
GU10 4W LED EVO   Light source	1269070	GU10 LED	4W	200	No	2700K	600	25000	80	36°
GU10 5W   Light source	1309070	GU10	5W	100	No	2700K	370	10000	80	110°
GU10 5W LED Hi-Power   Light source	1377070	GU10	5W COB	350	No	2700K	460	25000	80	38°
GU10 5W LED SMD   Light source	1371070	GU10	5W LED SMD	330	No	2700K	150	25000	80	110°
GU10 5W LED SMD   Light source	1381070	GU10	5W SMD	230	No	2700K	480	25000	80	30°
GU10 5W SMD Dimmer   Light source	1380070	GU10	5W SMD	330	Yes	2700K	150	25000	80	110°
GU10 6W COM Dimmer   Light source	1379070	GU10	6W COB	380	Yes	2700K	1020	25000	80	38°
GU10 7W   Light source   White	1305070	GU10	7W	110	No	2700K	440	10000	82	105°
GU10 9W   Light source   White	1306070	GU10	9W	130	No	2700K	520	10000	82	105°
Halo-Star 6-Kit   Built-in   Brushed steel	1546032	G4	10W	120	No	2900K		20000	100	360°
Helix   Wall   Galvanized	77471031	GU10	5W LED SMD	330	No	3000K	150	25000	80	110°
Helix   Wall   Corteen	77471038	GU10	5W LED SMD	330	No	3000K	150	25000	80	110°
Helix   Garden   Galvanized	77498031	GU10	5W LED SMD	330	No	3000K	150	25000	80	110°
Helix   Garden   Corteen	77498038	GU10	5W LED SMD	330	No	3000K	150	25000	80	110°
Industry 1x28W   Under Cabinet   Grey	27616101	G5	28W	2600	No	4000K		10000	80	360°
Industry 1x35W   Under Cabinet   Grey	27626101	G5	35W	3200	No	4000K		10000	80	360°
Industry 2x28W   Under Cabinet   Grey	27636101	G13	2X28W	2600	No	4000K		8000	80	360°
Industry 2x35W   Under Cabinet   Grey	27646101	G13	2X35W	3200	No	4000K		8000	80	360°
IP S10   Bath   White	78471001	LED MODUL	8W LED	630	No	3000K		20000	80	120°
IP S8   Bath   Chrome	78391033	LED MODUL	8W LED	640	No	3000K		20000	80	°
IP S9   Bath   White	78946001	LED MODUL	12W LED	960	No	3000K		20000	80	120°
Kreon 2-Kit   Pendant   Brushed steel	18263001	G9	40W		No					°
Kronenbourg   Wall   Black	77601003	GU10	5W LED SMD	330	No	3000K	150	25000	80	110°
Las Vegas   Wall   Opal white	58101101	G9	40W	586	Yes	2700K		2000	99	120°
Las Vegas   2-Rail   Opal white	58120101	G9	40W	586	Yes	2700K		2000	99	120°
Las Vegas   4-Rail   Brushed steel	58140101	G9	40W	586	Yes	2700K		2000	99	120°
Leaf   Ceiling   White	78896001	LED MODUL	14W LED	1400	No	2800K		20000	80	150°
Leaf   Ceiling   Brushed steel	78896032	LED MODUL	14W LED	1400	No	2800K		20000	80	150°
Leaf sensor   Ceiling   White	78966001	LED MODUL	14W LED	1400	No	2800K		20000	80	150°
LED Strip 4M   Under Cabinet   White	76770000	LED	0,08W	550	No	3000K		30000	70	120°
LED Strip 4M   Under Cabinet   White	76780000	LED	0,24W		No	RGB		30000	70	120°
Lima 14   Built-on   White	79150001	LED MODUL	8W LED	560	Yes	2700K	2,5	50000	80	120°
Lima 16   Built-on   White	79160001	LED MODUL	12W LED	840	Yes	2700K	2,5	50000	80	120°
Linie   Wall   Aluminium	28501101	E27	8W	405	No	2700K		8000	80	360°
Lismore   Under Cabinet   Chrome	76730001	LED	0,5W	72	No	2700K		30000	80	120°
Lissabon   Wall   Brushed steel	74781033	E14	9W	405	No	2700K		6000	80	360°
Lissabon   2-Rail   Brushed steel	74790033	E14	9W	405	No	2700K		6000	80	360°
Lissabon   3-Rail   Brushed steel	74800033	E14	9W	405	No	2700K		6000	80	360°
Low-Strip 12v IP20   Under Cabinet	79356101	LED	7,2W/M LED		No	2700K		10000	65	120°
Low-Strip 12v IP65   Under Cabinet	79366101	LED	7,2W/M LED		No	2700K		10000	65	120°
Mainroad   Wall   Chrome	20641133	GU10	28W	220	Yes	2700K	450	2000	99	36°
Mainroad   Double wall   Chrome	20651133	GU10	28W	220	Yes	2700K	450	2000	99	36°
Mainroad   3-Rail   Chrome	20670133	GU10	28W	220	Yes	2700K	450	2000	99	36°
Mainroad   4-Rail   Chrome	20680133	GU10	28W	220	Yes	2700K	450	2000	99	36°
Mainroad   Wall with dimmer   Chrome	20691133	GU10	28W	220	Yes	2700K	450	2000	99	36°
Mainroad   2-Rail   Chrome	20751133	GU10	28W	220	Yes	2700K	450	2000	99	36°
Mainroad   6-Rail   Mat chrom	20760133	GU10	28W	220	Yes	2700K	450	2000	99	36°
Mambo   Wall   White	77711001	LED MODUL	3W LED	180	No	3000K		25000	80	110°
Mambo   Wall   Black	77711003	LED MODUL	3W LED	180	No	3000K		25000	80	110°
Mambo   Wall   Blue	77711006	LED MODUL	3W LED	180	No	3000K		25000	80	110°
Mambo   Wall   Pink	77711021	LED MODUL	3W LED	180	No	3000K		25000	80	110°
Mambo   Table   White	77725001	LED MODUL	3W LED	180	No	3000K		25000	80	110°
Mambo   Table   Black	77725003	LED MODUL	3W LED	180	No	3000K		25000	80	110°
Mambo   Table   Blue	77725006	LED MODUL	3W LED	180	No	3000K		25000	80	110°
Mambo   Table   Pink	77725021	LED MODUL	3W LED	180	No	3000K		25000	80	110°
Mambo   3-Round plate   White	77740001	LED MODUL	3W LED	180	No	3000K		25000	80	110°
Mambo   3-Round plate   Black	77740003	LED MODUL	3W LED	180	No	3000K		25000	80	110°
Mambo   3-Round plate   Blue	77740006	LED MODUL	3W LED	180	No	3000K		25000	80	110°
Mambo   3-Round plate   Pink	77740021	LED MODUL	3W LED	180	No	3000K		25000	80	110°
Marina   Wall   Black	62321003	G9	40W	586	No	2700K		2000	98	360°


















Model	Number	Socket	Wattage	Lumen	Dimmable	Kelvin	Candela	Lifhours	RA	Angle
Marina   Wall   Chrome	62321033	G9	40W	586	No	2700K		2000	98	360°
Mars 5-Kit   Built-in   Brushed steel	15370132	G4	20W	200	No	3000K	60	2000	80	270°
Melo 28   Ceiling   White	77656001	LED MODUL	9W LED	470	No	3000K		20000	80	130°
Melo 31 sensor   Ceiling   White	78876001	LED MODUL	18W	1277	No	3000K		20000	80	130°
Melo 34   Ceiling   White	63246001	LED MODUL	12W LED	840	No	3000K	800	20000	80	130°
Melo 34 sensor   Ceiling   White	78866001	LED MODUL	12W	840	No	3000K		20000	80	130°
Melo 40   Ceiling   White	77666001	LED MODUL	18W LED	1277	No	3000K	303	50000	80	120°
Mento   Table   White	75525001	LED	3W	130	No	3000K		30000	80	60°
Mento   Table   Black	75525003	LED	3W	130	No	3000K		30000	80	60°
Mento   Table   Green	75525023	LED	3W	130	No	3000K		30000	80	60°
Mento   Table   Chrome	75525033	LED	3W	130	No	3000K		30000	80	60°
Mento   Wall   White	75531001	LED	3W	130	No	3000K	500	30000	80	60°
Mento   Wall   Black	75531003	LED	3W	130	No	3000K	500	30000	80	60°
Mento   Wall   Green	75531023	LED	3W	130	No	3000K	500	30000	80	60°
Mento   Wall   Chrome	75531033	LED	3W	130	No	3000K	500	30000	80	60°
Mento   Clamp spot   White	75582001	LED	3W	130	No	3000K		30000	80	60°
Mento   Clamp spot   Black	75582003	LED	3W	130	No	3000K		30000	80	60°
Mento   Clamp spot   Green	75582023	LED	3W	130	No	3000K		30000	80	60°
Mento   Clamp spot   Chrome	75582033	LED	3W	130	No	3000K		30000	80	60°
Mento   Floor   White	75594001	LED	3W	130	No	3000K		30000	80	60°
Mento   Floor   Black	75594003	LED	3W	130	No	3000K		30000	80	60°
Mento   Floor   Chrome	75594033	LED	3W	130	No	3000K		30000	80	60°
Mercur 3-Kit   Built-in   White	15630101	G4	20W	200	No	2700K	60	2000	80	270°
Mercur 3-Kit   Built-in   Brushed steel	15630132	G4	20W	200	No	2700K	60	2000	80	270°
Mercur 3-Kit LED   Built-in   White	76930101	G4	1,2W LED	60	No	3200K		5000	80	150°
Mercur 3-Kit LED   Built-in   Brushed steel	76930132	G4	1,2W LED	60	No	3200K		5000	80	150°
Mercur 5-Kit   Built-in   White	15650101	G4	20W	200	Yes	2700K	60	2000	80	270°
Mercur 5-Kit   Built-in   Brushed steel	15650132	G4	20W	200	Yes	2700K	60	2000	80	270°
MIB 3   Wall   White	76681001	LED	3W	180	No	3100K		30000	80	140°
MIB 3   Wall   Black	76681003	LED	3W	180	No	3100K		30000	80	140°
MIB 3   3-Rail   White	76690001	LED	3X3W	180	No	3100K		30000	80	140°
MIB 3   3-Rail   Black	76690003	LED	3X3W	180	No	3100K		30000	80	140°
MIB 3.5 LED   Pendant   White/Brushed Steel	74673042	LED MODUL	5W	360	No	2700K		30000	83	136°
MIB 3.5 LED   Pendant   White/Brass	74673043	LED MODUL	5W	360	No	2700K		30000	83	136°
MIB 3.5 LED   Pendant   Black/Brushed Steel	74673044	LED MODUL	5W	360	No	2700K		30000	83	136°
MIB 3.5 LED   Pendant   Black/Brass	74673045	LED MODUL	5W	360	No	2700K		30000	83	136°
MIB 6   For Link   White	71666001	GU10	28W	205	No	2700K	400	2000	100	38°
MIB 6   For Link   Mat black	71666003	GU10	28W	205	No	2700K	400	2000	100	38°
MIB 6   Pendant   White	71673001	GU10	28W	205	No	2700K	400	2000	100	38°
MIB 6   Pendant   Mat black	71673003	GU10	28W	205	No	2700K	400	2000	100	38°
MIB 6   Wall   White	71681001	GU10	28W	205	No	2700K	400	2000	100	38°
MIB 6   Wall   Mat black	71681003	GU10	28W	205	No	2700K	400	2000	100	38°
MIB 7 LED   Pendant   White	77673001	LED MODUL	6W	540	No	3000K		20000	80	120°
MIB 7 LED   Pendant   Mat black	77673003	LED MODUL	6W	540	No	3000K		20000	80	120°
Mini Down 1-Kit   Built-in   White	15670101	G4	10W	80	Yes	2700K	40	2000	99	120°
Mini Down 1-Kit   Built-in   Aluminium	15670129	G4	10W	80	Yes	2700K	40	2000	99	120°
Moss   Wall   Stainless steel	24911134	G9	40W	420	Yes	2600K		1000		360°
Moss   Wall   Stainless steel	24921134	G9	40W	420	Yes	2600K		1000		360°
Moss Maxi   Wall   Galvanized	28301131	G9	25W	318	Yes	2700K		2000	99	120°
Moss Maxi   Wall   Stainless steel	28341134	G9	25W	318	Yes	2700K		2000	99	360°
Nexus 10   Pendant   Chrome	77233033	GU10	3W LED	330	No	2700K	150	25000	80	110°
Nexus 10   Pendant   White	77253001	GU10	3W LED SMD	200	No	2700K	90	25000	80	110°
Nexus 10   Pendant   Black	77253003	GU10	3W LED SMD	200	No	2700K	90	25000	80	110°
Nexus 10   Pendant   Grey	77253010	GU10	3W LED SMD	200	No	2700K	90	25000	80	110°
Nexus 10   Pendant   Brushed steel	77253032	GU10	3W LED SMD	200	No	2700K	90	25000	80	110°
Nexus 10   Pendant   Chrome	77253033	GU10	3W LED SMD	200	No	2700K	90	25000	80	110°
Nexus 10   Wall   White	77271001	GU10	3W LED SMD	200	No	2700K	90	25000	80	110°
Nexus 10   Wall   Black	77271003	GU10	3W LED SMD	200	No	2700K	90	25000	80	110°
Nexus 10   Wall   Grey	77271010	GU10	3W LED SMD	200	No	2700K	90	25000	80	110°
Nexus 10   Wall   Brushed steel	77271032	GU10	3W LED SMD	200	No	2700K	90	25000	80	110°
Nexus 10   Wall   Chrome	77271033	GU10	3W LED SMD	200	No	2700K	90	25000	80	110°
Nexus 10   Table   White	77285001	GU10	3W LED SMD	200	No	2700K	90	25000	80	110°























# Light source index











Model	Number	Socket	Wattage	Lumen	Dimmable	Kelvin	Candela	Lifhours	RA	Angle
Nexus 10   Table   Black	77285003	GU10	3W LED SMD	200	No	2700K	90	25000	80	110°
Nexus 10   Table   Grey	77285010	GU10	3W LED SMD	200	No	2700K	90	25000	80	110°
Nexus 10   Table   Brushed steel	77285032	GU10	3W LED SMD	200	No	2700K	90	25000	80	110°
Nexus 10   Table   Chrome	77285033	GU10	3W LED SMD	200	No	2700K	90	25000	80	110°
Nexus 10   Floor   White	77294001	GU10	3W LED SMD	200	No	2700K	90	25000	80	110°
Nexus 10   Floor   Black	77294003	GU10	3W LED SMD	200	No	2700K	90	25000	80	110°
Nexus 10   Floor   Grey	77294010	GU10	3W LED SMD	200	No	2700K	90	25000	80	110°
Nexus 10   Floor   Brushed steel	77294032	GU10	3W LED SMD	200	No	2700K	90	25000	80	110°
Nexus 10   Floor   Chrome	77294033	GU10	3W LED SMD	200	No	2700K	90	25000	80	110°
Niche 3-Kit   Built-in adjustable   Brushed steel	20010132	GU10	28W	220	Yes	2700K	450	2000	99	36°
Nimba 3M   I	79550000	LED STRIP	20W LED	720	No	3000K		15000	80	120°
Nimba 3M Remote   I	79570000	LED STRIP	30W LED	1200	No	3000K		15000	80	120°
Nimba 5M   I	79560000	LED STRIP	20W LED		No	RGB		15000	80	120°
Norma   Wall   Grey	77611010	LED MODUL	2X3W LED	166	No	3000K		20000	82,3	°
Orbit 36   Pendant   White	77423001	LED MODUL	14,5W	1160	No	3000K		30000	80	120°
Orbit 36   Pendant   Grey	77423010	LED MODUL	14,5W	1160	No	3000K		30000	80	120°
Paros 10 spot   Accessories   Stainless steel	77080134	LED	0,25W	15	No	2800K		30000	70	140°
Paros 10-Kit   Ground recessed   Stainless steel	77060134	LED	0,25W	15	No	2800K		30000	70	140°
Paros 4-Kit   Ground recessed   Stainless steel	77070134	LED	0,25W	15	No	2800K		30000	70	140°
Phoenix   Wall   Copper	24381030	E27	16W	750	No	2700K		6000	80	270°
Phoenix   Wall   Galvanized	24381031	E27	16W	750	No	2700K		6000	80	270°
Phoenix Mini   Wall   Copper	24421030	E27	14W	750	No	2700K		6000	80	270°
Phoenix Mini   Wall   Galvanized	24421031	E27	14W	750	No	2700K		6000	80	270°
Phoenix Mini   Garden   Copper	24448030	E27	14W	750	No	2700K		6000	80	270°
Phoenix Mini   Garden   Galvanized	24448031	E27	14W	750	No	2700K		6000	80	270°
Pipe 10W   I	79260029	LYSLISTE	12W LED	800	No	3000K		30000	80	120°
Pipe 5W   I	79250029	LYSLISTE	6W LED	340	No	3000K		30000	80	120°
Proff   Built-in adjustable   Galvanized	20280131	GU10	28W	220	Yes	2700K	450	2000	99	36°
Qubo   Wall   Black	75651003	GU10	28W	220	Yes	2700K	450	2000	99	36°
Qubo   Double wall   Black	75661003	GU10	28W	220	Yes	2700K	450	2000	99	36°
Raven   Built-in   White	79000001	LED MODUL	3X1W LED	240	No	2800K	200	20000	80	30°
Raven   Built-in   Aluminium	79000029	LED MODUL	3X1W LED	240	No	2800K	200	20000	80	30°
Raven Mini   Built-in   White	79010001	LED MODUL	3X1W LED	80	No	2800K	60	20000	80	30°
Raven Mini   Built-in   Aluminium	79010029	LED MODUL	3X1W LED	80	No	2800K	60	20000	80	30°
Recess   Built-in adjustable   White	20060101	GU10	28W	220	Yes	2700K	450	2000	99	36°
Recess   Built-in adjustable   BS	20060132	GU10	28W	220	Yes	2700K	450	2000	99	36°
Recess LED COB Dim   Built-in adjustable   White	78850001	GU10	6W COB	380	Yes	2700K	1020	25000	80	38°
Recess LED COB Dim   Built-in adjustable   BS	78850032	GU10	6W COB	380	Yes	2700K	1020	25000	80	38°
Recess LED Hi-Power   Built-in adjustable   White	20240101	GU10 LED	4W	200	No	2700K	600	25000	80	36°
Recess LED Hi-Power   Built-in adjustable   BS	20240132	GU10 LED	4W	200	No	2700K	600	25000	80	36°
Ripasso 9   Pendant   White	18953101	G9	40W		No		400			°
Ripasso 9   Pendant   Red	18953102	G9	40W		No		400			°
Ripasso 9   Pendant   Black	18953103	G9	40W		No		400			°
Ripasso 9   Pendant   Grey	18953110	G9	40W		No		400			°
Ripasso 9   Pendant   Green	18953123	G9	40W		No		400			°
Rome   Wall   Brushed steel	21471134	GX53	9W	425	No	2700K	68	6000	85	180°
Rome   Double wall   Brushed steel	21481134	GX53	9W	425	No	2700K	68	6000	85	180°
Salsa 19   Ceiling   Grey	77686001	LED MODUL	12W	690	No	3000K	157	50000	80	120°
Salsa 25   Ceiling   Grey	77696001	LED MODUL	15W LED	855	No	3000K	195	50000	80	120°
Saro   Wall   Aluminium	75291029	GU10	28W	220	Yes	2700K	450	2000	99	36°
Scala   Ceiling   White	78906001	LED MDJUL	9W LED	900	No	2800K		20000	80	150°
Scala   Ceiling   White	78916001	LED MODUL	14W LED	1400	No	2800K		20000	80	150°
Scala sensor   Ceiling   White	78986001	LED MODUL	14W LED	1400	No	2800K		20000	80	150°
Seti   Ceiling   White	74766001	T5	21W	1050	No	2700K		8000	82	360°
Solid 3-Kit   Built-in   White	20080101	GU10	28W	220	Yes	2700K	450	2000	99	36°
Solid 3-Kit   Built-in   Brushed steel	20080132	GU10	28W	220	Yes	2700K	450	2000	99	36°
Spotlight   Garden   Black	20788103	GU10	35W	200	Yes	2700K	930	2000	99	30°
Spotlight   Garden   Aluminium	20788129	GU10	35W	200	Yes	2700K	930	2000	99	30°
Spotlight LED   Garden   Black	20788303	GU10	3W LED	150	No	3000K	438	25000	80	38°
Square   Wall   Stainless steel	22921034	E27	10W	680	No	2700K	42	6000	80	360°
Square Maxi   Wall   Galvanized	22911031	E27	15W	900	No	2700K		10000	80	180°
Standard   Ceiling   White	26326001	LED MODUL	6W	450	No	3000K		20000	80	120°



























Model	Number	Socket	Wattage	Lumen	Dimmable	Kelvin	Candela	Lifhours	RA	Angle
Superlite 13W   Under Cabinet   White	27376101	G5	13W	800	No	4000K		8000	80	120°
T8 18W   Light source   White	1270070	T8	18W	960	No	4000K		8000	80	360°
T8 36W   Light source   White	1271070	T8	36W	2650	No	4000K		8000	80	360°
Taurus   Garden   Stainless steel	77028034	GU10	28W		No	2700K	500	2000	100	30°
Tempo   3-Round plate   Brushed steel	21350132	GU10	28W	220	Yes	2700K	450	2000	99	36°
Tilos Effect 1-Kit   Ground recessed   Steel	96400034	GU10	1,1W	90	No	3200K	25	25000	80	120°
Tilos Round 1-Kit   Ground recessed   Steel	96410034	GU10	1,1W	90	No	3200K	25	25000	80	120°
Tilos Round 3-Kit   Ground recessed   Steel	96430034	GU10	1,1W	90	No	3200K	25	25000	80	120°
Tilos Square 1-Kit   Ground recessed   Steel	96420034	GU10	1,1W	90	No	3200K	25	25000	80	120°
Tin   Wall   Mat black	21261103	GU10	28W	200	Yes	2700K	930	2000	99	30°
Tin   Wall   Copper	21261130	GU10	28W	200	Yes	2700K	930	2000	99	30°
Tin   Wall   Stainless steel	21261134	GU10	28W	200	Yes	2700K	930	2000	99	30°
Tin   Wall with sensor   Stainless steel	21262134	GU10	28W	170	No	2700K	490	1500	99	38°
Tin   Double wall   Black	21271103	GU10	2X28W	400	Yes	2700K	400	1500	99	38°
Tin   Double wall   Copper	21271130	GU10	2X28W	400	Yes	2700K	400	1500	99	38°
Tin   Double wall   Stainless steel	21271134	GU10	2X28W	400	Yes	2700K	400	1500	99	38°
Tin   Double wall w/sensor   Stainless steel	21272134	GU10	2X28W	400	Yes	2700K	400	1500	99	38°
Tin   Spear   Stainless steel	28468134	GU10	28W	170	No	2700K	490	1500	99	38°
Tin 7W   Double wall   Black	21271303	GU10	7W	320	No	2700K	54	6000	85	150°
Tin Maxi   Wall   White	21501101	GU10	28W	170	No	2700K	490	1500	99	38°
Tin Maxi   Wall   Black	21501103	GU10	28W	170	No	2700K	490	1500	99	38°
Tin Maxi   Wall   Aluminium	21501129	GU10	28W	170	No	2700K	490	1500	99	38°
Tin Maxi   Wall   Stainless steel	21501134	GU10	28W	170	No	2700K	490	1500	99	38°
Tin Maxi   Wall with sensor   Black	21502103	GU10	28W	170	No	2700K	490	1500	99	38°
Tin Maxi   Wall with sensor   Aluminium	21502129	GU10	28W	170	No	2700K	490	1500	99	38°
Tin Maxi   Double wall   White	21511101	GU10	2X28W	170	No	2700K	490	1500	99	38°
Tin Maxi   Double wall   Black	21511103	GU10	2X28W	170	No	2700K	490	1500	99	38°
Tin Maxi   Double wall   Aluminium	21511129	GU10	2X28W	170	No	2700K	490	1500	99	38°
Tin Maxi   Double wall   Stainless steel	21511134	GU10	2X28W	170	No	2700K	490	1500	99	38°
Tin Maxi   Double wall w/sensor   Black	21512103	GU10	2X28W	170	No	2700K	490	1500	99	38°
Tin Maxi   Double wall w/sensor   Aluminium	21512129	GU10	2X28W	170	No	2700K	490	1500	99	38°
Tin Maxi Hi-Power   Wall   Aluminium	21561129	GU10	3W LED SMD	200	No	2700K	90	25000	80	110°
Tin Maxi Hi-Power   Double wall   Aluminium	21591129	GU10	3W LED SMD	200	No	2700K	90	25000	80	110°
Tip   Built-in adjustable   Galvanized	20290131	GU10	28W	220	Yes	2700K	450	2000	99	36°
Topaz   Wall   Black	76341003	GU10	28W	220	Yes	2700K	490	1000	90	36°
Topaz   Wall   Antracit	76341050	GU10	28W	220	Yes	2700K	490	1000	90	36°
Triangel   Under Cabinet   Brushed steel	77927133	G4	20W	240	Yes	2700K		2000	100	160°
Trinity   Pendant   Opal white	73213101	G9	40W	430	Yes	2700K		2000	100	360°
Trinity   Wall with dimmer   White	73221101	G9	40W	430	Yes	2700K		2000	100	360°
Trinity   Table   White	73235101	G9	40W	430	Yes	2700K		2000	100	360°
Triton   Built-in adjustable   White	54480101	GU10	28W	220	Yes	2700K	450	2000	99	36°
Triton   Built-in adjustable   Chrome	54480129	GU10	28W	220	Yes	2700K	450	2000	99	36°
Triton   Built-in adjustable   BS	54480132	GU10	28W	220	Yes	2700K	450	2000	99	36°
Triton LED COB Dim   Built-in adjustable   White	78840001	GU10	6W COB	380	Yes	2700K	1020	25000	80	38°
Triton LED COB Dim   Built-in adjustable   BS	78840032	GU10	6W COB	380	Yes	2700K	1020	25000	80	38°
Triton LED Hi-Power   Built-in adjustable   White	54390101	GU10	3W	160	No	3000K	560	20000	80	120°
Triton LED Hi-Power   Built-in adjustable   BS	54390132	GU10	3W	160	No	3000K	560	20000	80	120°
Triton LED SMD   Built-in adjustable   White	54360101	GU10	3W LED SMD	200	No	2700K	90	25000	80	110°
Triton LED SMD   Built-in adjustable   BS	54360132	GU10	3W LED SMD	200	No	2700K	90	25000	80	110°
Ufo Maxi LED   Ceiling   White	25646001	LED MODUL	12W	920	No	2800K		20000	80	130°
Unna 3-Kit   Under Cabinet   Brushed steel	76836032	LED	3X1W	250	No	3000K		20000	80	120°
Works IP65 1x18W   Under Cabinet   Grey	27306101	G13	18W	960	No	4000K		8000	80	360°
Works IP65 1x36W   Under Cabinet   Grey	27316101	G13	36W	2650	No	4000K		8000	80	360°
Works IP65 2x18W   Under Cabinet   Grey	27326101	G13	2X18W	960	No	4000K		8000	80	360°
Works IP65 2x36W   Under Cabinet   Grey	27336101	G13	2X36W	2650	No	4000K		8000	80	360°
Works Standard 18W   Under Cabinet   White	27266101	G13	18W	1110	No	4000K		10000	76	360°
Works Standard 36W   Under Cabinet   White	27276101	G13	36W	2650	No	4000K		10000	76	360°
Zapp E14   Light source   Sanded	76590070	E14	11W	532	No	2700K		8000	81	120°
Zapp E27   Light source   Sanded	76600070	E27	13W	662	No	2700K		8000	81	360°














Model	Type	Material	Color	Number	Ean	Tun			Page	Energy
Aalborg 2002	Garden	Galvanized steel   Glass	Galvanized	24728031	5701581079991	5928346	3		228	
Aalborg 2002	Wall	Galvanized steel   Glass	Galvanized	24621031	5701581075993	5928349	3		228	
Acantus	Pendant	Metal	White	72493001	5701581239876	1305192	1		111	
Agger	Garden	Galvanized steel   Glass	Galvanized	74528031	5701581211179	5353053	3		229	
Agger	Wall	Galvanized steel   Glass	Galvanized	74481031	5701581210776	5353049	3		229	
Agger	Wall with sensor	Galvanized steel   Glass	Galvanized	74501031	5701581210974	5353051	3		229	
Alba	Ceiling	Metal   Plastic	White	77196001	5701581244580	1621938	3		156	
Alba	Ceiling	Metal   Plastic	Grey	77196010	5701581257887	1640142	3		156	
Amalienborg	Garden	Galvanized steel   Glass	Galvanized	10600319	5702376003191	5137893	3		228	
Amalienborg	Wall	Galvanized steel   Glass	Galvanized	10600219	5702376002194	5137895	3		228	
Ancona	Ceiling	Metal   Glass	Chrome	25226129	5701581027077	5255782	3		160	
Ancona	Ceiling	Metal   Glass	Brushed steel	25226132	5701581015043	5762467	3		160	
Ancona LED	Ceiling	Metal   Glass	White	25216101	5701581253087	1629147	3		160	
Ancona LED	Ceiling	Metal   Glass	Brushed steel	25216132	5701581253186	1629148	3		160	
Ancona Maxi E27	Ceiling	Metal   Glass	White	25316101	5701581278479	1483326	3		161	
Ancona Maxi E27	Ceiling	Metal   Glass	Brushed steel	25316132	5701581277274	1456141	3		161	
Ancona Maxi G9	Ceiling	Metal   Glass	Chrome	25236129	5701581028074	5255783	3		161	
Ancona Maxi G9	Ceiling	Metal   Glass	Brushed steel	25236132	5701581016040	5762468	3		161	
Ancona Maxi LED	Ceiling	Metal   Glass	White	25246101	5701581253285	1629149	3		161	
Ancona Maxi LED	Ceiling	Metal   Glass	Brushed steel	25246132	5701581253384	1629150	3		161	
Andros 3-Kit	Ground recessed	Stainless steel   Glass	Stainless steel	22280034	5701581023055	5133096	3		256	
Anniversary	Pendant	Metal	White	76633001	5701581231986	1557531	3		111	
Anniversary	Pendant	Metal	Black	76633003	5701581232082	1557532	3		111	
Arc	Wall	Stainless steel   Plastic	Stainless steel	22941034	5701581103047	5058894	3		241	
Arki	Table/Wall/Clamp	Metal	White	75145001	5701581279773	1483723	2	On lamp	41	
Arki	Table/Wall/Clamp	Metal	Black	75145003	5701581279872	1483724	2	On lamp	41	
Arki 12	Pendant	Metal	White	75093001	5701581228085	1544207	3		40	
Arki 12	Pendant	Metal	Black	75093003	5701581228184	1544208	3		40	
Arki 12	Pendant	Metal	Green	75093023	5701581230583	1554122	3		40	
Arki 20	Pendant	Metal	White	75103001	5701581279476	1483628	3		40	
Arki 20	Pendant	Metal	Black	75103003	5701581279575	1483630	3		40	
Arki outdoor	Wall	Galvanized steel   Plastic	Black	75181003	5701581280175	1484024	3		211	
Arki outdoor	Wall	Galvanized steel   Plastic	Galvanized	75181031	5701581280274	1484026	3		211	















Model	Type	Material	Color	Number	Ean	Tun			Page	Energy
Arles	3-Rail	Metal   Plastic	White	63270001	5701581240483	1591858	3		33	
Arles	3-Rail	Metal   Plastic	Black	63270003	5701581240582	1591859	3		33	
Arles	3-Round plate	Metal   Plastic	White	63280001	5701581240681	1591860	3		33	
Arles	3-Round plate	Metal   Plastic	Black	63280003	5701581240780	1591861	3		33	
Arles	Table	Metal   Plastic	White	63265001	5701581240285	1591856	3	On lamp	32	
Arles	Table	Metal   Plastic	Black	63265003	5701581240384	1591857	3	On lamp	32	
Arles	Wall	Metal   Plastic	White	63251001	5701581240087	1591854	3	On lamp	32	
Arles	Wall	Metal   Plastic	Black	63251003	5701581240186	1591855	3	On lamp	32	
Avenue	3-Rail	Metal	Brushed steel	73570132	5701581202078	5274276	3		129	
Avenue	Double wall	Metal	Brushed steel	73561132	5701581201972	5274275	3		129	
Avenue	Wall	Metal	Brushed steel	73551132	5701581201873	5274274	6		129	
Avenue LED	3-Rail	Metal	Brushed steel	76570132	5701581232686	1557527	3		129	
Avenue LED	3-Round plate	Metal	Brushed steel	76560132	5701581232587	1557526	3		129	
Avenue LED	Wall	Metal	Brushed steel	76551132	5701581232488	1557525	6		128	
Avenue LED	Wall flex	Metal	Brushed steel	76541132	5701581236486	1557524	6		129	
Bali	Table	Metal	White	75255001	5701581280571	1484030	3	On lamp	56	
Bali	Table	Metal	Black	75255003	5701581280670	1484032	3	On lamp	56	
Bali	Wall	Metal	White	75261001	5701581280779	1484033	3	On lamp	56	
Bali	Wall	Metal	Black	75261003	5701581280878	1484036	3	On lamp	56	
Base	For garden lamps	Galvanized steel	Galvanized	22039931	5701581292048	5118498	3		268	
Beam	Light source			1392070	5701581279384	1694134	6		264	
Bell	Wall	Aluminium   Plastic	Black	76391003	5701581244382	1621936	3		232	
Bell	Wall	Aluminium   Plastic	Grey	76391010	5701581244481	1621937	3		232	
Bell LED	Wall	Aluminium   Plastic	Black	76381003	5701581223080	1544282	3		232	
Bell LED	Wall	Aluminium   Plastic	Grey	76381010	5701581223189	1544283	3		232	
Belmonte	Wall	Aluminium   Plastic	Mat black	71931003	5701581258471	1392787	3		243	
Belmonte	Wall	Aluminium   Plastic	Aluminium	71931029	5701581258372	1392786	3		243	
Blokhuis	Garden	Copper   Glass	Copper	25078030	5701581123045	5061465	3		227	
Blokhuis	Garden	Galvanized steel   Glass	Galvanized	25078031	5701581124042	5061464	3		227	
Blokhuis	Garden	Stainless steel   Glass	Stainless steel	25078034	5701581125049	5061466	3		227	
Blokhuis	Wall   Down	Galvanized steel   Glass	Galvanized	25051031	5701581122048	5061467	3		227	
Blokhuis	Wall   Up	Galvanized steel   Glass	Black	25011003	5701581204072	5303901	3		226	
Blokhuis	Wall   Up	Copper   Glass	Copper	25011030	5701581115040	5061468	3		227	

Model	Type	Material	Color	Number	Ean	Tun			Page	Energy
Blokhuis	Wall   Up	Galvanized steel   Glass	Galvanized	25011031	5701581116047	5061442	3		226	
Blokhuis	Wall   Up	Stainless steel   Glass	Stainless steel	25011034	5701581117044	5061469	3		226	
Blokhuis	Wall   Up w. sensor	Galvanized steel   Glass	Black	25031003	5701581219274	5383816	3		226	
Blokhuis	Wall   Up w. sensor	Copper   Glass	Copper	25031030	5701581118041	5061471	3		227	
Blokhuis	Wall   Up w. sensor	Galvanized steel   Glass	Galvanized	25031031	5701581119048	5061470	3		226	
Blokhuis	Wall   Up w. sensor	Stainless steel   Glass	Stainless steel	25031034	5701581120044	5061472	3		226	
Bloom 13	Pendant	Glass	Copper	78163030	5701581261280	1693336	3		76	
Bloom 17	Pendant	Glass	Copper	78173030	5701581261587	1693342	3		76	
Bloom 23	Pendant	Glass	Copper	78183030	5701581261884	1693346	3		76	
Bowler	Wall	Galvanized steel   Plastic	Galvanized	28601131	5701581215061	5208844	3		242	
Boxline 13W	Under Cabinet	Metal   Plastic   Glass	White	27496101	5701581200371	5273430	3	On lamp	182	
Break	Floor	Metal   Plastic	Brushed steel	19874001	5701581068032	5788033	2	On cord	64	
Break	Floor	Metal   Plastic	Black	19874003	5701581226289	1544197	2	On cord	64	
Break	Wall	Metal   Plastic	Brushed steel	19861001	5701581032033	5788105	3	On lamp	64	
Break	Wall	Metal   Plastic	Black	19861003	5701581226180	1544196	3	On lamp	64	
Bretagne	Pendant	Metal	White	39483001	5701581071049	5058900	3		111	
Cabinet 2x20W	Under Cabinet	Metal   Glass	White	15856101	5701581015036	5766568	3	On lamp	182	
Cabinet 2x20W	Under Cabinet	Metal   Glass	Brushed steel	15856132	5701581112032	5788085	3	On lamp	182	
Cabinet 2x3W LED	Under Cabinet	Metal   Glass	White	15556101	5701581287877	1483342	3	On lamp	182	
Cabinet 3x20W	Under Cabinet	Metal   Glass	White	15866101	5701581016033	5766569	3	On lamp	182	
Cabinet 3x20W	Under Cabinet	Metal   Glass	Brushed steel	15866132	5701581113039	5788086	3	On lamp	182	
Cabinet 3x3W LED	Under Cabinet	Metal   Glass	White	15566101	5701581287976	1483343	3	On lamp	182	
Cable 4m	Accessories	Textile	White	73059901	5701581204270	5303897	6		116	
Cable 4m	Accessories	Textile	Red	73059902	5701581204379	5303898	6		116	
Cable 4m	Accessories	Textile	Black	73059903	5701581204478	5303899	6		116	
Cable 4m	Accessories	Textile	Purple	73059907	5701581269576	1406071	6		116	
Cable 4m	Accessories	Textile	Turquoise	73059924	5701581269675	1406072	6		116	
Cable 4m	Accessories	Textile	Yellow	73059926	5701581269774	1406073	6		116	
Cable 4m	Accessories	Textile	Orange	73059927	5701581269873	1406076	6		116	
Cable 4m	Accessories	Textile	Lime	73059956	5701581269972	1406077	6		116	
Cable 25m	Accessories	Textile	White	73049901	5701581235779	1304438	25		116	
Cable 25m	Accessories	Textile	Red	73049902	5701581235878	1304352	25		116	
Cable 25m	Accessories	Textile	Black	73049903	5701581234079	1304457	25		116	














Model	Type	Material	Color	Number	Ean	Tun			Page	Energy
Cable 25m	Accessories	Textile	Purple	73049907	5701581234178	1304444	25		116	
Cable 25m	Accessories	Textile	Brown	73049909	5701581234277	1305230	25		116	
Cable 25m	Accessories	Textile	Black/White	73049913	5701581234475	1304442	25		116	
Cable 25m	Accessories	Textile	Green	73049923	5701581234574	1304434	25		116	
Cable 25m	Accessories	Textile	Turquoise	73049924	5701581234673	1304459	25		116	
Cable 25m	Accessories	Textile	Yellow	73049926	5701581248779	1305231	25		116	
Cable 25m	Accessories	Textile	Orange	73049927	5701581234772	1304451	25		116	
Cable 25m	Accessories	Textile	Pink	73049953	5701581235076	1304454	25		116	
Cable 25m	Accessories	Textile	Silver	73049954	5701581235175	1304458	25		116	
Cable 25m	Accessories	Textile	Mint green	73049955	5701581245174	1304447	25		116	
Cable 25m	Accessories	Textile	Lime	73049956	5701581249578	1315947	25		116	
Cafe 15	Pendant	Metal   Glass	Opal white	39553001	5701581101012	5927002	3		120	
Cafe 20	Pendant	Metal   Glass	Opal white	39563001	5701581102019	5927039	3		120	
Cafe 25	Pendant	Metal   Glass	Brushed steel	39573001	5701581103016	5927037	3		120	
Cafe 30	Pendant	Metal   Glass	Opal white	39583001	5701581104013	5926935	3		120	
Cambio	Driver			79490000	5701581294189	1702298	6		170	
Cambio 1,7W	Built-in/on			79470029	5701581293984	1702296	6		170	
Cambio 3W	Built-on			79480029	5701581294080	1702296	6		170	
Can	Double wall	Stainless steel   Glass	Stainless steel	28761134	5701581034075	5255789	3		247	
Can	Wall	Stainless steel   Glass	Stainless steel	28751134	5701581033078	5255788	3		247	
Can Maxi	Double wall	Aluminium   Glass	Aluminium	28811129	5701581036079	5255791	3		247	
Can Maxi	Wall	Aluminium   Glass	Aluminium	28801129	5701581035072	5255790	3		247	
Canto	Wall	Aluminium   Glass	White	77571001	5701581254985	1629915	3		200	
Canto	Wall	Aluminium   Glass	Black	77571003	5701581249684	1621989	3		200	
Canto	Wall	Aluminium   Glass	Grey	77571010	5701581249783	1621990	3		200	
Canto	Wall	Galvanized steel   Glass	Galvanized	77571031	5701581250185	1624433	3		200	
Canto	Wall	Stainless steel   Glass	Stainless steel	77571034	5701581279889	1694106	3		200	
Canto Maxi	Wall	Aluminium   Glass	White	77561001	5701581274082	1690360	3		196	
Canto Maxi	Wall	Aluminium   Glass	Black	77561003	5701581274181	1690361	3		196	
Canto Maxi	Wall	Aluminium   Glass	Grey	77561010	5701581274488	1690364	3		196	
Canto Maxi	Wall	Galvanized steel   Glass	Galvanized	77561031	5701581274280	1690362	3		196	
Canto Maxi	Wall	Stainless steel   Glass	Stainless steel	77561034	5701581274389	1690363	3		196	
Cardiff	Garden	Aluminium   Glass	Mat black	74398003	5701581256972	1382547	3		220	







Model	Type	Material	Color	Number	Ean	Tun			Page	Energy
Cardiff	Wall   Down	Aluminium   Glass	Mat black	74381003	5701581256873	1382549	3		220	
Cardiff	Wall   Up	Aluminium   Glass	Mat black	74371003	5701581256774	1382552	3		220	
Castor	Double wall	Stainless steel   Glass	Galvanized	71361031	5701581271074	1410435	3		246	
Castor	Wall	Stainless steel   Glass	Galvanized	71351031	5701581270978	1410434	3		246	
Castor Maxi	Double wall	Stainless steel   Glass	Galvanized	71381131	5701581267374	1392876	3		246	
Castor Maxi	Wall	Stainless steel   Glass	Galvanized	71371131	5701581267473	1392877	3		246	
Chamber 8W	Under Cabinet	Plastic	White	27226101	5701581190078	5273216	3	On lamp	182	
Chamber 13W	Under Cabinet	Plastic	White	27236101	5701581191075	5273217	3	On lamp	182	
Chardonnay	Pendant	Metal   Glass	Chrome	18813001	5701581012066	5188239	3		118	
Chardonnay	Pendant	Metal   Glass	Chrome	18813021	5701581238060	5213807	3		118	
Chardonnay Maxi	Pendant	Metal   Glass	Chrome	18823001	5701581014060	5188241	3		118	
Clearline 2x18W	Under Cabinet	Metal   Plastic	White	27106101	5701581308060	5226253	3		182	
Cover	Ceiling	Aluminium	White	79196001	5701581278189	1694087	3		150	
Cover	Pendant	Aluminium	Grey	79196029	5701581278288	1694097	3		150	
Cubiq	Ceiling	Plastic	White	78926001	5701581276888	1694125	3		150	
Cubiq	Ceiling	Plastic	White	78936001	5701581276987	1694126	3		150	
Cult	Table	Metal	Black	78385003	5701581266889	1691584	2	On lamp	18	
Cult	Table	Metal	Grey	78385010	5701581266780	1691585	2	On lamp	18	
Cult	Wall	Metal	Black	78371003	5701581266681	1691578	3	On lamp	18	
Cult	Wall	Metal	Grey	78371010	5701581266582	1691581	3	On lamp	18	
Curve	Pendant	Ceramic	White	78363001	5701581266087	1694047	3		88	
Curve	Pendant	Ceramic	Black	78363003	5701581266186	1694050	3		88	
Curve	Pendant	Ceramic	Orange	78363027	5701581266483	1694053	3		88	
Cyclone	Clamp spot	Metal	White	73072001	5701581220676	5387142	3	On cord	67	
Cyclone	Clamp spot	Metal	Black	73072003	5701581220775	5387145	3	On cord	67	
Cyclone	Clamp spot	Metal	Aluminium	73072029	5701581221079	5387165	3	On cord	67	
Cyclone	Single flex	Metal	White	72991001	5701581259775	1392800	6	On lamp	67	
Cyclone	Single flex	Metal	Black	72991003	5701581259973	1392802	6	On lamp	67	
Cyclone	Single flex	Metal	Aluminium	72991029	5701581259577	1392798	6	On lamp	67	
Cyclone	Table	Metal	White	73065001	5701581220379	5387137	3	On cord	68	
Cyclone	Table	Metal	Black	73065003	5701581220478	5387140	3	On cord	68	
Cyclone	Table	Metal	Aluminium	73065029	5701581220577	5387135	3	On cord	68	
Darling 16	Pendant	Metal	Mat black	72313003	5701581244979	1305172	3		108	



Model	Type	Material	Color	Number	Ean	Tun			Page	Energy
Darling 16	Pendant	Glass	Opal white	72313011	5701581260474	1392807	3		108	
Darling 26	Pendant	Glass	Opal white	72373001	5701581260573	1392808	2		108	
Darling 26	Pendant	Metal	Mat black	72373003	5701581260672	1392809	2		108	
Darwin	Garden	Aluminium   Plastic	Mat black	71988003	5701581260771	1392810	3		213	
Darwin	Garden	Aluminium   Plastic	Aluminium	71988029	5701581272873	1418322	3		213	
Darwin	Garden	Aluminium   Plastic	Galvanized	71988031	5701581277571	1483333	3		213	
Darwin	Wall	Aluminium   Plastic	Black	71961003	5701581260979	1392812	3		213	
Darwin	Wall	Aluminium   Plastic	Aluminium	71961029	5701581272675	1418319	3		213	
Darwin straight	Wall	Aluminium   Plastic	Mat black	71971003	5701581260870	1392811	3		212	
Darwin straight	Wall	Aluminium   Plastic	Aluminium	71971029	5701581272774	1418321	3		212	
Darwin straight	Wall	Galvanized steel   Plastic	Galvanized	71971031	5701581287778	1483334	3		212	
Darwin straight	Wall with sensor	Aluminium   Plastic	Black	71972003	5701581276079	1450411	3		212	
Darwin straight	Wall with sensor	Aluminium   Plastic	Aluminium	71972029	5701581275577	1450412	3		212	
Decoline 21W	Under Cabinet	Metal   Plastic	Aluminium	27526101	5701581200579	5273432	3		119	
Decostone	Ground recessed	Stainless steel   Plastic	Stainless steel	22310034	5701581042070	5268982	3		256	
Desi 22	Ceiling	Aluminium	Black	77626003	5701581260689	1663940	3		154+244	
Desi 22	Ceiling	Aluminium   Plastic	Black	77636003	5701581250888	1624387	3		154+244	
Desi 22	Ceiling	Aluminium   Plastic	Grey	77636010	5701581257481	1634691	3		154+244	
Desi 28	Ceiling	Aluminium   Plastic	Black	77646003	5701581250987	1624388	3		154+244	
Desi 28	Ceiling	Aluminium   Plastic	Black	77646010	5701581257580	1634692	3		154+244	
Discos 25	Pendant	Plastic   Glass	Opal white	73303110	5701581274877	1444423	3		118	
Discos 39	Pendant	Plastic   Glass	Opal white	76793110	5701581237483	1578369	3		118	
Discos 51	Pendant	Plastic   Glass	Opal white	73313110	5701581274976	1444425	3		118	
Discos Outdoor 30	Wall	Galvanized steel   Plastic	Mat black	74621003	5701581256378	1382503	3		239	
Discos Outdoor 30	Wall	Galvanized steel   Plastic	Galvanized	74621031	5701581256477	1382504	3		239	
Dream 1	Wall	Aluminium	Black	78741003	5701581269880	1694113	3		193	
Dream 1	Wall	Aluminium	Grey	78741050	5701581269989	1694114	3		193	
Dream 2	Wall	Aluminium	Black	78751003	5701581270084	1694115	3		193	
Dream 2	Wall	Aluminium	Grey	78751050	5701581270183	1694117	3		193	
Dressroom	Wall	Metal   Glass	Chrome	17711132	5701581065055	5157049	6		149	
Duo	Double floor	Metal   Glass	Opal white	19894101	5701581070035	5788032	2	On lamp	123	
E14 3W LED	Light source			1359070	5701581218086	1544187	12		263	
E14 3W LED	Light source			1370070	5701581260788	1666352	12		263	



Model	Type	Material	Color	Number	Ean	Tun			Page	Energy
E14 6W	Light source			1301070	5701581232075	1246791	12		263	
E14 6W LED Dimmer	Light source			1376070	5701581272583	1676189	12		263	
E14 10W	Light source			1302070	5701581232174	1246792	12		263	
E27 4W LED	Light source			1373070	5701581261082	1666366	12		263	
E27 5W LED	Light source			1383070	5701581271586	1676200	12		263	
E27 7W LED	Light source			1364070	5701581218581	1544192	12		263	
E27 8W	Light source			1303070	5701581232273	1246793	12		263	
E27 10W LED	Light source			1374070	5701581272385	1676215	12		263	
E27 10W LED Dimmer	Light source			1375070	5701581272484	1676187	12		263	
E27 12W	Light source			1304070	5701581232372	1246795	12		263	
E27 Socket	Accessories	Metal   Glass	White	73089901	5701581250970	1322636	12		269	
Edge	Wall	Aluminium   Plastic	White	77441001	5701581254886	1630146	3		235	
Edge	Wall	Aluminium   Plastic	Black	77441003	5701581248380	1621976	3		235	
Edge	Wall	Galvanized steel   Plastic	Galvanized	77441031	5701581256682	1633124	3		235	
Edge	Wall	Corteen   Plastic	Corteen	77441038	5701581256781	1633125	3		235	
Edge	Wall	Aluminium   Plastic	Antracit	77441050	5701581256880	1633127	3		235	
Elements 11	Wall	Galvanized steel   Glass	White	76301001	5701581228689	1544265	6		208	
Elements 11	Wall	Galvanized steel   Glass	Black	76301003	5701581228788	1544266	6		208	
Elements 11	Wall	Galvanized steel   Glass	Galvanized	76301031	5701581229082	1544269	6		208	
Elements 11	Wall	Galvanized steel   Glass	Antracit	76301050	5701581229181	1544263	6		208	
Elements 22	Ceiling	Galvanized steel   Glass	Galvanized	76206031	5701581219380	1544227	3		206	
Elements 22	Garden	Galvanized steel   Glass	Black	76258003	5701581221185	1544245	3		207	
Elements 22	Garden	Galvanized steel   Glass	Galvanized	76258031	5701581221383	1544247	3		207	
Elements 22	Wall   Down	Galvanized steel   Glass	Black	76211003	5701581219588	1544229	3		207	
Elements 22	Wall   Down	Galvanized steel   Glass	Galvanized	76211031	5701581219786	1544231	3		207	
Elements 22	Wall   Up	Galvanized steel   Glass	Black	76221003	5701581219984	1544233	3		207	
Elements 22	Wall   Up	Galvanized steel   Glass	Galvanized	76221031	5701581220188	1544235	3		207	
Emission 17	Pendant	Metal	White	72743001	5701581243675	1305224	3		112	
Emission 17	Pendant	Metal	Mat black	72743003	5701581243774	1305225	3		112	
Emission 26	Pendant	Metal	White	72753001	5701581243873	1305226	2		112	
Emission 26	Pendant	Metal	Mat black	72753003	5701581243972	1305227	2		112	
Explore	3-Rail	Metal	White	74830001	5701581262270	1392825	3		127	
Explore	3-Rail	Metal	Black	74830003	5701581262478	1392827	3		127	







Model	Type	Material	Color	Number	Ean	Tun			Page	Energy
Explore	Single flex	Metal	White	74811001	5701581261174	1392814	6	On lamp	127	
Explore	Single flex	Metal	Black	74811003	5701581261679	1392819	6	On lamp	127	
Explore	Single flex	Metal	Green	74811023	5701581261075	1392813	6	On lamp	127	
Explore	Wall	Metal	White	72091001	5701581246577	1305148	6	On lamp	126	
Explore	Wall	Metal	Black	72091003	5701581246775	1305150	6	On lamp	126	
Explore	Wall	Metal	Green	72091023	5701581247079	1305153	6	On lamp	126	
Fascino 30	Pendant	Metal   Plastic	White	77213001	5701581244689	1621939	2		93	
Fascino 30	Pendant	Metal   Plastic	Black	77213003	5701581244788	1621940	2		93	
Fascino 30	Pendant	Metal   Plastic	Sand	77213026	5701581244887	1621941	2		93	
Fixit	Suspension	Metal	Brushed steel	0130032	5701581011076	1246924	12		268	
Float 18	Pendant	Metal	Copper	78203030	5701581262287	1690365	3		75	
Float 18	Pendant	Metal	Brushed steel	78203032	5701581262386	1690367	3		75	
Float 27	Pendant	Metal	Copper	78213030	5701581262683	1690368	3		75	
Float 27	Pendant	Metal	Brushed steel	78213032	5701581262782	1690371	3		75	
Float 39	Pendant	Copper	Copper	78223030	5701581263086	1690790	2		75	
Float 39	Pendant	Metal	Brushed steel	78223032	5701581263185	1690792	2		75	
Foris	3-Rail	Metal	White	78970001	5701581277380	1694128	3		124	
Foris	Wall	Metal	White	78951001	5701581277182	1694127	3	On lamp	124	
Fox Trafo 10-60W	Elec. Transformer	Plastic	White	12216001	5701581005990	5855329	3		269	
Fox Trafo 20-105W	Elec. Transformer	Plastic	White	12351101	5701581004993	5855330	3		269	
Frame	Wall	Metal   Plastic	Black	78721003	5701581269682	1690141	3		189	
Frame	Wall	Metal   Plastic	Galvanized	78721031	5701581269781	1690144	3		189	
Fredensborg	Garden	Galvanized steel   Plastic	Galvanized	10620119	5702376201191	5137923	3		228	
Fredensborg	Wall	Galvanized steel   Plastic	Galvanized	10610119	5702376101194	5137925	3		228	
Frisbee	Ceiling	Metal   Glass	White	25266001	5701581186989	5855325	6		159	
Frisbee	Ceiling	Metal   Glass	Aluminium	25266029	5701581187986	5855324	6		159	
Fuel	Wall	Aluminium   Plastic	White	77551001	5701581254787	1629716	3		211	
Fuel	Wall	Aluminium   Plastic	Black	77551003	5701581249486	1621987	3		211	
Fuel	Wall	Aluminium   Plastic	Grey	77551010	5701581249585	1621988	3		211	
Funk	Suspension	Metal   Plastic   Fabric	White	75470001	5701581284470	1484139	6		102	
Funk	Suspension	Metal   Plastic   Fabric	Red	75470002	5701581284579	1484140	6		102	
Funk	Suspension	Metal   Plastic   Fabric	Black	75470003	5701581284678	1484141	6		102	
Funk	Suspension	Metal   Plastic   Fabric	Blue	75470006	5701581284777	1484147	6		102	
















Model	Type	Material	Color	Number	Ean	Tun			Page	Energy
Funk	Suspension	Metal   Plastic   Fabric	Purple	75470007	5701581284876	1484142	6		102	
Funk	Suspension	Metal   Plastic   Fabric	Green	75470013	5701581280687	1695479	6		103	
Funk	Suspension	Metal   Plastic   Fabric	Ligth blue	75470014	5701581280786	1695480	6		103	
Funk	Suspension	Metal   Plastic   Fabric	Turquoise	75470024	5701581284975	1484143	6		102	
Funk	Suspension	Metal   Plastic   Fabric	Yellow	75470026	5701581285071	1491870	6		102	
Funk	Suspension	Metal   Plastic   Fabric	Orange	75470027	5701581280885	1695481	6		103	
Funk	Suspension	Metal   Plastic   Fabric	Black/Chrome	75470033	5701581285170	1484144	6		102	
Funk	Suspension	Metal   Plastic   Fabric	Lime	75470056	5701581288171	1484145	6		102	
Funk 5W Ø10	Light source	Glass	Sanded	1393070	5701581284586	1699583	6		103+265	
Funk 5W Ø12,5	Light source	Glass	Sanded	1394070	5701581284685	1699584	6		103+265	
Funk 13W	Light source	Glass	Sanded	75480070	5701581288270	1484135	6		103+265	
Funk 18W	Light source	Glass	Sanded	75490070	5701581288379	1484136	6		103+265	
Funk 22	Pendant shade	Acrylic	White	75413201	5701581282674	1484166	3		101	
Funk 22	Pendant shade	Acrylic	Red	75413202	5701581282773	1484169	3		101	
Funk 22	Pendant shade	Acrylic	Black	75413203	5701581282872	1484171	3		98	
Funk 22	Pendant shade	Acrylic	Blue	75413206	5701581282971	1484174	3		101	
Funk 22	Pendant shade	Acrylic	Purple	75413207	5701581283077	1484177	3		101	
Funk 22	Pendant shade	Acrylic	Transparent/Green	75413213	5701581279988	1694240	3		99	
Funk 22	Pendant shade	Acrylic	Transparent/Blue	75413214	5701581280083	1694242	3		99	
Funk 22	Pendant shade	Acrylic	Yellow	75413226	5701581289970	1491603	3		101	
Funk 22	Pendant shade	Acrylic	Transparent/Orange	75413227	5701581280182	1694246	3		99	
Funk 22	Pendant shade	Acrylic	Lime	75413256	5701581283176	1484180	3		101	
Funk 22	Pendant shade	Acrylic	Clear	75423200	5701581283275	1484183	3		101	
Funk 22	Pendant shade	Acrylic	Transparent/Purple	75423207	5701581283374	1484184	3		101	
Funk 22	Pendant shade	Acrylic	Transparent/Turquoise	75423224	5701581283473	1484186	3		101	
Funk 27	Pendant shade	Acrylic	White	75453201	5701581283572	1484191	3		100	
Funk 27	Pendant shade	Acrylic	Red	75453202	5701581283671	1484194	3		100	
Funk 27	Pendant shade	Acrylic	Black	75453203	5701581283770	1484197	3		100	
Funk 27	Pendant shade	Acrylic	Blue	75453206	5701581283879	1484199	3		100	
Funk 27	Pendant shade	Acrylic	Purple	75453207	5701581283978	1484201	3		100	
Funk 27	Pendant shade	Acrylic	Transparent/Green	75453213	5701581280281	1694248	3		99	
Funk 27	Pendant shade	Acrylic	Transparent/Blue	75453214	5701581280380	1694250	3		99	
Funk 27	Pendant shade	Acrylic	Yellow	75453226	5701581289871	1491604	3		100	



Model	Type	Material	Color	Number	Ean	Tun			Page	Energy
Funk 27	Pendant shade	Acrylic	Transparent/Orange	75453227	5701581280489	1694252	3		99	
Funk 27	Pendant shade	Acrylic	Lime	75453256	5701581284074	1484204	3		100	
Funk 27	Pendant shade	Acrylic	Clear	75463200	5701581284173	1484206	3		100	
Funk 27	Pendant shade	Acrylic	Transparent/Purple	75463207	5701581284272	1484207	3		100	
Funk 27	Pendant shade	Acrylic	Transparent/Turquoise	75463224	5701581284371	1484209	3		98	
Funk Jubi	Pendant	Metal   Plastic	Clear	75433000	5701581238084	1578325	3		95	
Funk Jubi	Pendant	Metal   Plastic	Transparent/Purple	75433007	5701581238183	1578326	3		95	
Funk Jubi	Pendant	Metal   Plastic	Grey	75433010	5701581238381	1578328	3		95	
Funk Jubi	Pendant	Metal   Plastic	Transparent/Turquoise	75433024	5701581238282	1578327	3		95	
Fuse	Baseplate	Galvanized Steel	Galvanized	77509931	5701581257689	1634689	3		204	
Fuse	Spear	Galvanized steel   Glass	Galvanized	77518031	5701581249288	1621985	2		204	
Fuse	Table/Pendant	Galvanized steel   Glass	Galvanized	77545031	5701581256989	1633123	3		204	
G4 1,2W LED	Light source			1357070	5701581217881	1544185	12		264	A+
G4 2W LED	Light source			1378070	5701581272781	1676191	12		264	A+
G4 3X10W 12V	Light source			1389070	5701581272187	1676208	12		264	C
G4 3X20W 12V	Light source			1390070	5701581272286	1676216	12		264	C
G9 2W LED	Light source			1372070	5701581260986	1666365	12		264	A+
G9 2W LED SMD	Light source			1395070	5701581294585	1702580	12		264	A++
G9 2X18W	Light source			1387070	5701581271982	1676205	12		264	C
G9 2X33W	Light source			1388070	5701581272088	1676207	12		264	C
Galilei 1-Spot	Built-in adjustable	Aluminium	White	21060101	5701581262577	1392828	3		169	D
Galilei 1-Spot	Built-in adjustable	Aluminium	Aluminium	21060129	5701581135055	5157015	3		169	D
Galilei 2-Spot	Built-in adjustable	Aluminium	White	21070101	5701581262676	1392829	3		169	D
Galilei 2-Spot	Built-in adjustable	Aluminium	Aluminium	21070129	5701581136052	5157016	3		169	D
Geyer	Under Cabinet	Metal   Glass	White	76806001	5701581218789	1544316	6		171	A+
Geyer	Under Cabinet	Metal   Glass	Brushed steel	76806032	5701581218888	1544317	6		171	A+
Gibraltar	2-Wall with dimmer	Metal   Glass	Brushed steel	59111101	5701581237063	5208851	3	On lamp	57	C
Gibraltar	Table	Metal   Glass	Opal white	59155101	5701581129047	5061448	3	On lamp	57	C
Gibraltar	Wall with dimmer	Metal   Glass	Opal white	59101101	5701581058040	5058914	6	On lamp	57	C
Glitch	Wall	Metal	White	75511001	5701581285477	1479969	6	On lamp	64	A
Glitch	Wall	Metal	White	75511003	5701581285576	1479971	6	On lamp	64	A
GU10 2x28W	Light source			1259070	5701581275072	1441561	12		262	D
GU10 2x35W Mini	Light source			1264070	5701581176058	5144190	12		262	D

Model	Type	Material	Color	Number	Ean	Tun			Page	Energy
GU10 3W LED Flat	Light source			1353070	5701581214088	1544181	12		265	A
GU10 3W LED SMD	Light source			1355070	5701581217683	1544183	12		262	A+
GU10 3x1W LED Dimmer	Light source			1312070	5701581277779	1483349	6		262	A+
GU10 4W LED COB	Light source			1382070	5701581271487	1676199	12		262	A+
GU10 4W LED EVO	Light source			1269070	5701581265370	1392856	6		262	A
GU10 5W	Light source			1309070	5701581233379	1247025	6			A
GU10 5W LED Hi-Power	Light source			1377070	5701581272682	1676190	12		262	A+
GU10 5W LED SMD	Light source			1371070	5701581260887	1666359	12		262	A+
GU10 5W LED SMD	Light source			1381070	5701581271388	1676198	12		262	A+
GU10 5W SMD Dimmer	Light source			1380070	5701581271289	1676197	12		262	A+
GU10 6W COM Dimmer	Light source			1379070	5701581271180	1676193	12		262	A+
GU10 6W LED Flat	Light source			1354070	5701581214187	1544182	6		265	A
GU10 7W	Light source			1305070	5701581232471	1246796	24		265	B
GU10 9W	Light source			1306070	5701581232570	1246797	24		265	B
GU4 3W LED	Light source			1399070	5701581294882	1702583	12		264	A+
GU5.3 4W LED COB	Light source			1396070	5701581294684	1702581	12		264	A+
GU5.3 6W LED COB	Light source			1397070	5701581294783	1702582	12		264	A+
Halo-Star 6-Kit	Built-in	Metal	Brushed steel	1546032	5701581127043	5061449	3		174	C
Helix	Garden	Galvanized steel   Plastic	Galvanized	77498031	5701581248786	1621980	2		203	A+
Helix	Garden	Corteen   Plastic	Corteen	77498038	5701581250581	1624432	2		203	A+
Helix	Wall	Galvanized steel   Plastic	Galvanized	77471031	5701581248687	1621979	3		203	A+
Helix	Wall	Corteen   Plastic	Corteen	77471038	5701581250482	1624431	3		203	A+
Hidden	Ceiling	Metal   Glass	Brushed steel	72166032	5701581246072	1305162	3		163	
Industry 1x28W	Under Cabinet	Plastic	Grey	27616101	5701581214378	5399066	6		183	
Industry 1x35W	Under Cabinet	Plastic	Grey	27626101	5701581214477	5399071	6		183	
Industry 2x28W	Under Cabinet	Plastic	Grey	27636101	5701581217072	5399072	3		183	
Industry 2x35W	Under Cabinet	Plastic	Grey	27646101	5701581217171	5399073	3		183	A
IP S1	Wall	Aluminium	Brushed steel	78481032	5701581267886	1694069	3		138	
IP S1	Wall	Aluminium	Chrome	78481033	5701581267985	1694070	3		138	
IP S2	Wall	Metal	Brushed steel	78491032	5701581278387	1694061	3		138	
IP S2	Wall	Metal	Chrome	78491033	5701581278486	1694063	3		138	
IP S3	Wall	Aluminium	Brushed steel	78501032	5701581268180	1694071	3		138	
IP S3	Wall	Aluminium	Chrome	78501033	5701581268289	1694075	3		138	



















Model	Type	Material	Color	Number	Ean	Tun			Page	Energy
IP S4	Wall	Metal	White	78511001	5701581268388	1694030	3		141	
IP S4	Wall	Metal	Brushed steel	78511032	5701581268487	1694038	3		141	
IP S5	Bath	Metal	White	78521001	5701581268685	1694040	3		141	
IP S5	Bath	Metal	Brushed steel	78521032	5701581268784	1694043	3		141	
IP S6	Bath	Metal	White	78531001	5701581274983	1694077	3		143	
IP S6	Bath	Metal	Brushed steel	78531032	5701581275089	1694080	3		143	
IP S7	Bath	Metal	Brushed steel	78541032	5701581275188	1694081	3		145	
IP S7	Bath	Metal	Chrome	78541033	5701581275287	1694085	3		145	
IP S8	Bath	Metal	Chrome	78391033	5701581274587	1694028	3	On lamp	146	A
IP S9	Bath	Plastic	White	78946001	5701581277083	1694055	3		146	A
IP S10	Bath	Metal   Plastic	White	78471001	5701581267688	1694029	2	On lamp	146	A
IP S11	Wall	Aluminium	White	78881001	5701581279780	1694110	3		146	
Iris	Wall	Galvanized steel   Glass	Galvanized	24261031	5701581295964	7766967	3		253	
Jersey	Wall	Aluminium   Plastic	Mat black	71941003	5701581262874	1392831	3		253	
Jive	Pendant	Metal   Plastic	White	75403001	5701581281974	1484067	3		105	
Jive	Pendant	Metal   Plastic	Black	75403003	5701581282179	1484076	3		104	
Jive	Pendant	Glass	Opal white	75403010	5701581282377	1484066	3		104	
Jive	Pendant	Metal   Plastic	Orange	75403027	5701581282476	1484079	3		104	
Jive	Pendant	Metal   Plastic	Lime	75403056	5701581282575	1484090	3		104	
Jupiter 3-Kit	Built-in adjustable	Metal	White	15710101	5701581030039	5788038	3		175	C
Jupiter 3-Kit	Built-in adjustable	Metal	Brushed steel	15710132	5701581031036	5788037	3		175	C
Jupiter 5-Kit	Built-in adjustable	Metal	White	15720101	5701581114036	5788382	3		175	C
Jupiter 5-Kit	Built-in adjustable	Metal	Brushed steel	15720132	5701581115033	5788381	3		175	C
Karma	Pendant	Wood	Walnut	78433049	5701581274785	1694026	1		79	
Karma 14	Pendant	Metal	White	78333001	5701581265288	1691588	3		79	
Karma 14	Pendant	Glass	Sanded	78333012	5701581265585	1691589	3		79	
Karma 20	Pendant	Metal	White	78343001	5701581265684	1694022	3		79	
Karma 20	Pendant	Glass	Sanded	78343012	5701581265981	1694024	3		79	
Kreon 2-Kit	Pendant	Metal   Glass	Brushed steel	18263001	5701581113046	5762481	3		119	C
Kronenbourg	Wall	Aluminium   Glass	Black	77601003	5701581250086	1621993	3		239	A+
Las Vegas	2-Rail	Metal   Glass	Opal white	58120101	5701581182073	5269843	3		132	C
Las Vegas	4-Rail	Metal   Glass	Brushed steel	58140101	5701581004061	5144199	3		132	C
Las Vegas	Wall	Metal   Glass	Opal white	58101101	5701581003064	5144198	6	On lamp	132	C

























Model	Type	Material	Color	Number	Ean	Tun			Page	Energy
LD 240	Pendant	Metal   Glass	White	LD240301	5701581200180	1492933	1		111	
Leaf	Ceiling	Metal	White	78896001	5701581276482	1694118	3		153	A+
Leaf	Ceiling	Metal	Brushed steel	78896032	5701581276581	1694119	3		153	A+
Leaf sensor	Ceiling	Metal	White	78966001	5701581277281	1694120	3		153	A+
LED Strip 4M	Under Cabinet	Paper	White	76770000	5701581239586	1576769	6		180	A
LED Strip 4M incl. Remote	Under Cabinet	Paper	White	76780000	5701581239685	1576770	6		180	A
Lelio	Floor	Metal   Textile	Black	75554003	5701581286276	1484058	2	On cord	123	
Lemon	Pendant	Metal   Plastic	White	72823001	5701581244078	1305228	1		111	
Lima 14	Built-on	Aluminium	White	79150001	5701581277984	1694099	3		164	A
Lima 16	Built-on	Aluminium	White	79160001	5701581278080	1694101	3		164	A
Linie	Wall	Aluminium   Plastic	Aluminium	28501101	5701581101067	5207206	3		236	A
Link	Accessories	Plastic	White	79099901	5701581273580	1684525	6		134	
Link	Accessories	Plastic	White	79109901	5701581273689	1684528	6		134	
Link 1m	Accessories	Metal	White	79079901	5701581273382	1684520	3		134	
Link 2m	Accessories	Metal	White	79089901	5701581273481	1684523	3		134	
Link Adaptor	Accessories	Plastic	White	79069901	5701581273283	1684515	6		134	
Link Connect	Accessories	Plastic	White	79059901	5701581273184	1684514	6		134	
Lismore	Under Cabinet	Plastic	Chrome	76730001	5701581210684	1543943	3		171	A
Lissabon	2-Rail	Metal	Brushed steel	74790033	5701581263772	1392840	3		132	A
Lissabon	3-Rail	Metal	Brushed steel	74800033	5701581263871	1392841	3		132	A
Lissabon	Wall	Metal	Brushed steel	74781033	5701581263673	1392839	6		132	A
Luxembourg	Pendant	Galvanized steel   Plastic	Rusty	72805009	5701581233270	1246811	3		251	
Luxembourg	Wall	Galvanized steel   Glass	Mat black	22671003	5701581004047	5062672	3		250	
Luxembourg	Wall	Galvanized steel   Glass	Rusty	22671009	5701581233171	1246804	3		250	
Luxembourg	Wall	Copper   Glass	Copper	22671030	5701581083011	5659290	3		250	
Luxembourg	Wall	Galvanized steel   Glass	Galvanized	22671031	5701581035010	5927026	3		250	
Luxembourg	Wall	Stainless steel   Glass	Stainless steel	22671034	5701581005044	5062671	3		250	
Luxembourg	Wall with sensor	Galvanized steel   Glass	Galvanized	22661031	5701581020054	5133097	3		250	
Lønstrup 22	Wall	Galvanized steel   Glass	Black	71431003	5701581232389	1557519	3		223	
Lønstrup 22	Wall	Galvanized steel   Glass	Galvanized	71431031	5701581232181	1557520	3		223	
Lønstrup 22	Wall with sensor	Galvanized steel   Glass	Galvanized	71432031	5701581232280	1557521	3		223	
Lønstrup 32	Garden	Galvanized steel   Glass	White	71428001	5701581278172	1475199	3		222	
Lønstrup 32	Garden	Galvanized steel   Glass	Black	71428003	5701581278271	1475200	3		222	




















Model	Type	Material	Color	Number	Ean	Tun			Page	Energy
Lønstrup 32	Garden	Galvanized steel   Glass	Galvanized	71428031	5701581253674	1362133	3		222	
Lønstrup 32	Wall	Galvanized steel   Glass	White	71411001	5701581277878	1475181	3		222	
Lønstrup 32	Wall	Galvanized steel   Glass	Black	71411003	5701581277977	1475183	3		222	
Lønstrup 32	Wall	Galvanized steel   Glass	Galvanized	71411031	5701581253773	1361813	3		222	
Lønstrup 32	Wall with sensor	Galvanized steel   Glass	Galvanized	71412031	5701581278073	1469105	3		223	
Mainroad	2-Rail	Metal	Chrome	20751133	5701581291065	5225353	3		130	
Mainroad	3-Rail	Metal	Chrome	20670133	5701581153042	5061459	3		131	
Mainroad	4-Rail	Metal	Chrome	20680133	5701581145047	5061461	3		131	
Mainroad	6-Rail	Metal	Mat chrom	20760133	5701581238787	1576773	3		131	
Mainroad	Double wall	Metal	Chrome	20651133	5701581143043	5061462	3	On lamp	130	
Mainroad	Wall	Metal	Chrome	20641133	5701581142046	5061477	6	On lamp	130	
Mainroad	Wall with dimmer	Metal	Chrome	20691133	5701581183063	5207210	6	On lamp	130	
Malte	Wall	Galvanized steel   Plastic	Galvanized	21841031	5701581099043	5061479	3		241	
Malte	Wall	Galvanized steel   Plastic	Galvanized	21851031	5701581038981	5855277	3		241	
Malte	Wall	Galvanized steel   Plastic	Galvanized	21861031	5701581100046	5061480	3		241	
Mambo	3-Round plate	Metal   Glass	White	77740001	5701581257085	1633745	3		63	
Mambo	3-Round plate	Metal   Glass	Black	77740003	5701581257283	1633746	3		63	
Mambo	3-Round plate	Metal   Glass	Blue	77740006	5701581257382	1633749	3		63	
Mambo	3-Round plate	Metal   Glass	Pink	77740021	5701581257184	1633750	3		63	
Mambo	Table	Metal   Glass	White	77725001	5701581252486	1624396	2	On cord	62	
Mambo	Table	Metal   Glass	Black	77725003	5701581252585	1624397	2	On cord	62	
Mambo	Table	Metal   Glass	Blue	77725006	5701581251588	1624398	2	On cord	62	
Mambo	Table	Metal   Glass	Pink	77725021	5701581251687	1624399	2	On cord	62	
Mambo	Wall	Metal   Glass	White	77711001	5701581252288	1624391	3	On lamp	61	
Mambo	Wall	Metal   Glass	Black	77711003	5701581252387	1624392	3	On lamp	61	
Mambo	Wall	Metal   Glass	Blue	77711006	5701581251281	1624393	3	On lamp	61	
Mambo	Wall	Metal   Glass	Pink	77711021	5701581251380	1624394	3	On lamp	61	
Marina	Wall	Metal   Glass	Black	62321003	5701581270688	1699564	3		149	
Marina	Wall	Metal   Glass	Chrome	62321033	5701581204980	1554108	3		148	
Mars 5-Kit	Built-in	Metal	Brushed steel	15370132	5701581049048	5045886	3		174	
Melo 28	Ceiling	Metal   Plastic	White	77656001	5701581251083	1624389	3		155	
Melo 31 sensor	Ceiling	Metal	White	78876001	5701581273887	1684530	3		155	
Melo 34	Ceiling	Metal   Plastic	White	63246001	5701581240889	1591865	3		155	













Model	Type	Material	Color	Number	Ean	Tun			Page	Energy
Melo 34 sensor	Ceiling	Metal	White	78866001	5701581273788	1684529	3		155	A
Melo 40	Ceiling	Metal   Plastic	White	77666001	5701581251182	1624390	3		155	A
Mento	Clamp spot	Metal	White	75582001	5701581211780	1544213	6	On lamp	70	A
Mento	Clamp spot	Metal	Black	75582003	5701581211889	1544214	6	On lamp	70	A
Mento	Clamp spot	Metal	Green	75582023	5701581212084	1544216	6	On lamp	70	A
Mento	Clamp spot	Metal	Chrome	75582033	5701581212183	1544217	6	On lamp	70	A
Mento	Floor	Metal	White	75594001	5701581212282	1544218	2	On lamp	72	A
Mento	Floor	Metal	Black	75594003	5701581212381	1544219	2	On lamp	72	A
Mento	Floor	Metal	Chrome	75594033	5701581212688	1544222	2	On lamp	72	A
Mento	Table	Metal	White	75525001	5701581285675	1479988	6	On lamp	72	A
Mento	Table	Metal	Black	75525003	5701581285774	1479989	6	On lamp	72	A
Mento	Table	Metal	Green	75525023	5701581211483	1544210	6	On lamp	72	A
Mento	Table	Metal	Chrome	75525033	5701581285873	1479990	6	On lamp	73	A
Mento	Wall	Metal	White	75531001	5701581285972	1479991	6	On lamp	71	A
Mento	Wall	Metal	Black	75531003	5701581286078	1479992	6	On lamp	71	A
Mento	Wall	Metal	Green	75531023	5701581211681	1544212	6	On lamp	71	A
Mento	Wall	Metal	Chrome	75531033	5701581286177	1479993	6	On lamp	71	A
Mercur 3-Kit	Built-in/on	Metal   Glass	White	15630101	5701581274969	7831951	6		176	C
Mercur 3-Kit	Built-in/on	Metal   Glass	Brushed steel	15630132	5701581249998	5926968	6		176	C
Mercur 3-Kit LED	Built-in/on	Metal   Glass	White	76930101	5701581231788	1554137	3		176	A+
Mercur 3-Kit LED	Built-in/on	Metal   Glass	Brushed steel	76930132	5701581231887	1554138	3		176	A+
Mercur 5-Kit	Built-in/on	Metal   Glass	White	15650101	5701581051027	5665400	3		177	C
Mercur 5-Kit	Built-in/on	Metal   Glass	Brushed steel	15650132	5701581052024	5665402	3		177	C
MIB 3	3-Rail	Metal	White	76690001	5701581223981	1544295	3		44	A+
MIB 3	3-Rail	Metal	Black	76690003	5701581223882	1544294	3		44	A+
MIB 3	Wall	Metal	White	76681001	5701581223783	1544293	3		44	A+
MIB 3	Wall	Metal	Black	76681003	5701581223684	1544292	3		44	A+
MIB 3.5 LED	Pendant	Metal	White/Brushed Steel	74673042	5701581257986	1640471	3		43	A++
MIB 3.5 LED	Pendant	Metal	White/Brass	74673043	5701581258082	1640472	3		43	A++
MIB 3.5 LED	Pendant	Metal	Black/Brushed Steel	74673044	5701581258181	1640473	3		43	A++
MIB 3.5 LED	Pendant	Metal	Black/Brass	74673045	5701581258280	1640474	3		43	A++
MIB 6	For Link	Metal	White	71666001	5701581271173	1416659	3		45+135	C
MIB 6	For Link	Metal	Mat black	71666003	5701581264373	1392846	3		45+135	C
























Model	Type	Material	Color	Number	Ean	Tun			Page	Energy
MIB 6	Pendant	Metal   Textile	White	71673001	5701581271272	1416663	3		45	
MIB 6	Pendant	Metal   Textile	Mat black	71673003	5701581264472	1392847	3		45	
MIB 6	Wall	Metal	White	71681001	5701581271371	1416668	3	On lamp	45	
MIB 6	Wall	Metal	Mat black	71681003	5701581264571	1392848	3	On lamp	45	
MIB 7 LED	Pendant	Metal	White	77673001	5701581253889	1629141	3		43	
MIB 7 LED	Pendant	Metal	Mat black	77673003	5701581253988	1629143	3		43	
Mini Down 1-Kit	Built-in	Plastic   Glass	White	15670101	5701581182066	5207211	6		176	
Mini Down 1-Kit	Built-in	Plastic   Glass	Aluminium	15670129	5701581028043	5061481	6		176	
Mixit	Built-in adjustable	Aluminium   Plastic	Brushed steel/White	71820132	5701581264779	1392850	3		173+260	
Mixit Pro	Built-in adjustable	Aluminium   Plastic	White	71810101	5701581295186	1703669	3		173+260	
Mixit Pro	Built-in adjustable	Aluminium   Plastic	Brushed steel	71810132	5701581279681	1703668	3		173+260	
Monte	3-Rail	Metal	White	79459901	5701581280984	1695482	1		267	
Monte	3-Rail	Metal	Brushed steel	79459932	5701581281080	1695483	1		267	
Monte	4-Rail	Metal	White	79469901	5701581281189	1695484	1		267	
Monte	4-Rail	Metal	Brushed steel	79469932	5701581281288	1695485	1		267	
Moss	Wall	Stainless steel   Glass	Stainless steel	24911134	5701581226043	5117683	3		245	
Moss	Wall	Stainless steel   Glass	Stainless steel	24921134	5701581227040	5117682	3		245	
Moss Maxi	Wall	Galvanized steel   Glass	Galvanized	28301131	5701581070066	5191173	3		245	
Moss Maxi	Wall	Stainless steel   Glass	Stainless steel	28341134	5701581073067	5000709	3		245	
Motion 35	Pendant	Polycarbonate	White	78303001	5701581264885	1691573	3		83	
Motion 50	Pendant	Polycarbonate	White	78313001	5701581265080	1691574	2		83	
Multicolors	Pendant	Silicone	Red	78823002	5701581275584	1693403	3		91	
Multicolors	Pendant	Silicone	Blue	78823006	5701581275683	1693407	3		91	
Multicolors	Pendant	Silicone	Pink	78823021	5701581275782	1693412	3		91	
Multicolors	Pendant	Silicone	Yellow	78823026	5701581275881	1693414	3		91	
Mystic 20	Pendant	Metal	White	78253001	5701581263680	1690795	3		84	
Mystic 20	Pendant	Metal	Black	78253003	5701581263789	1690796	3		84	
Mystic 33	Pendant	Metal	White	78263001	5701581264083	1690797	2		84	
Mystic 33	Pendant	Metal	Black	78263003	5701581264182	1690798	2		84	
Nexus 10	4-Pendant	Metal	Chrome	77233033	5701581273986	1691587	2		21	
Nexus 10	Floor	Metal   Plastic	White	77294001	5701581246386	1621956	2	On lamp	30	
Nexus 10	Floor	Metal   Plastic	Black	77294003	5701581246485	1621957	2	On lamp	30	
Nexus 10	Floor	Metal   Plastic	Grey	77294010	5701581246584	1621958	2	On lamp	30	















Model	Type	Material	Color	Number	Ean	Tun			Page	Energy
Nexus 10	Floor	Metal   Plastic	Brushed steel	77294032	5701581254480	1630143	2	On lamp	30	
Nexus 10	Floor	Metal   Plastic	Chrome	77294033	5701581254589	1630145	2	On lamp	30	
Nexus 10	Pendant	Metal   Plastic	White	77253001	5701581244986	1621942	3		22	
Nexus 10	Pendant	Metal   Plastic	Black	77253003	5701581245082	1621943	3		22	
Nexus 10	Pendant	Metal   Plastic	Grey	77253010	5701581245181	1621944	3		22	
Nexus 10	Pendant	Metal   Plastic	Brushed steel	77253032	5701581252882	1630137	3		22	
Nexus 10	Pendant	Metal   Plastic	Chrome	77253033	5701581252981	1630138	3		22	
Nexus 10	Table	Metal   Plastic	White	77285001	5701581246089	1621953	2	On lamp	29	
Nexus 10	Table	Metal   Plastic	Black	77285003	5701581246188	1621954	2	On lamp	29	
Nexus 10	Table	Metal   Plastic	Grey	77285010	5701581246287	1621955	2	On lamp	29	
Nexus 10	Table	Metal   Plastic	Brushed steel	77285032	5701581254282	1630141	2	On lamp	29	
Nexus 10	Table	Metal   Plastic	Chrome	77285033	5701581254381	1630142	2	On lamp	29	
Nexus 10	Wall	Metal   Plastic	White	77271001	5701581245785	1621950	3	On lamp	26	
Nexus 10	Wall	Metal   Plastic	Black	77271003	5701581245884	1621951	3	On lamp	26	
Nexus 10	Wall	Metal   Plastic	Grey	77271010	5701581245983	1621952	3	On lamp	26	
Nexus 10	Wall	Metal   Plastic	Brushed steel	77271032	5701581254084	1630139	3	On lamp	26	
Nexus 10	Wall	Metal   Plastic	Chrome	77271033	5701581254183	1630140	3	On lamp	26	
Nexus 20	3-Pendant	Metal   Plastic	Brushed steel	77243032	5701581270787	1694067	2		21	
Nexus 20	Pendant	Metal   Plastic	White	77263001	5701581245280	1621945	2		25	
Nexus 20	Pendant	Metal   Plastic	Black	77263003	5701581245389	1621946	2		25	
Nexus 20	Pendant	Metal   Plastic	Grey	77263010	5701581245587	1621948	2		25	
Nexus 20	Pendant	Metal   Plastic	Brushed steel	77263032	5701581254688	1629146	2		25	
Nexus 20	Pendant	Metal   Plastic	Chrome	77263033	5701581245686	1621949	2		25	
Nexus Outdoor	Wall	Metal   Plastic	Black	78701003	5701581269286	1690139	3		186	
Nexus Outdoor	Wall	Metal   Plastic	Galvanized	78701031	5701581269385	1690140	3		186	
Nibe	Wall	Copper   Glass	Copper	24981030	5701581121010	5672386	6		253	
Nibe	Wall	Galvanized steel   Glass	Galvanized	24981031	5701581122017	5672385	6		253	
Niche 3-Kit	Built-in adjustable	Metal	Brushed steel	20010132	5701581171046	5099710	3		169	
Nimba 3M	LED Strips			79550000	5701581294288	1702299	3	On cord	179	
Nimba 3M Remote	LED Strips			79570000	5701581294486	1702301	3	On cord	179	
Nimba 5M	LED Strips			79560000	5701581294387	1702300	3	On cord	179	
Norma	Wall	Aluminium   Glass	Grey	77611010	5701581250680	1624385	3		236	
Nota	Built-on	Metal	White	77750101	5701581252189	1624406	3		170	


































Model	Type	Material	Color	Number	Ean	Tun			Page	Energy
Nota	Built-on	Metal	Black	77750103	5701581256484	1633119	3		170	
Nota	Built-on	Metal	Aluminium	77750129	5701581256583	1633120	3		170	
Orbit 36	Pendant	Metal   Plastic	White	77423001	5701581248182	1621974	2		93	
Orbit 36	Pendant	Metal   Plastic	Grey	77423010	5701581248281	1621975	2		93	
Pakning/Gasket	Accessories	Plastic	Black	2444999	5701581200388	1492969	12		269	
Pallas	Pendant	Metal   Glass	Brushed steel	18743001	5701581081055	5147058	3		119	
Paros 10-Kit	Ground recessed	Stainless steel   Glass	Stainless steel	77060134	5701581242784	1618660	3		257	
Paros 10m cable	Accessories	Stainless steel   Glass	Black	77090003	5701581243088	1618665	3		257	
Paros 10-Spot	Accessories	Stainless steel   Glass	Stainless steel	77080134	5701581242982	1618663	3		257	
Paros 4-Kit	Ground recessed	Stainless steel   Glass	Stainless steel	77070134	5701581242883	1618662	3		257	
Pendelophæng	Suspension	Plastic	White	0100001	5701581168886	3451606	12		268	
Petri	Ceiling	Metal   Glass	White	92746001	5708839013332	5692985	3		162	
Phoenix	Wall	Copper   Glass	Copper	24381030	5701581033030	5788056	2		230	
Phoenix	Wall	Galvanized steel   Glass	Galvanized	24381031	5701581034037	5788055	2		230	
Phoenix Mini	Garden	Copper   Plastic	Copper	24448030	5701581147041	5061485	3		230	
Phoenix Mini	Garden	Galvanized steel   Plastic	Galvanized	24448031	5701581093041	5058924	3		230	
Phoenix Mini	Wall	Copper   Plastic	Copper	24421030	5701581146044	5061487	3		230	
Phoenix Mini	Wall	Galvanized steel   Plastic	Galvanized	24421031	5701581092044	5058925	3		230	
Photo	Clamp spot	Metal	Aluminium	59372029	5701581123014	5686212	6	On cord	124	
Pin	Garden	Metal	Galvanized	78808031	5701581270480	1690145	3		195	
Pin	Garden	Metal	Galvanized	78811031	5701581270589	1690147	3		195	
Pipe 5W excl. Driver	LED Strips			79290029	5701581294981	1703631	3		178	
Pipe 5W incl. driver	LED Strips			79250029	5701581284180	1699295	3	On cord	178	
Pipe 10W excl. Driver	LED Strips			79300029	5701581295087	1703632	3		178	
Pipe 10W incl. driver	LED Strips			79260029	5701581284289	1699296	3	On cord	178	
Pipe Right	LED Strips			79280010	5701581284487	1699299	6		178	
Pipe Straight	LED Strips			79270010	5701581284388	1699298	6		178	
Power socket 2N	Accessories	Stainless steel	Stainless steel	71299934	5701581275270	1484057	3		268	
Proff	Built-in adjustable	Galvanized steel   Plastic	Galvanized	20280131	5701581009059	5118499	3		174+259	
Pure	Pendant	Metal	White	78283001	5701581264489	1691566	3		80	
Pure	Pendant	Metal	Black	78283003	5701581264588	1691569	3		80	
Pure	Pendant	Metal	Grey	78283011	5701581264687	1691571	3		80	
Qubo	Double wall	Aluminium   Glass	Black	75661003	5701581288973	1484009	3		243	

Model	Type	Material	Color	Number	Ean	Tun			Page	Energy
Qubo	Wall	Aluminium   Glass	Black	75651003	5701581288874	1484006	3		243	
Raven	Built-in	Aluminium	White	79000001	5701581277588	1694129	3		164	
Raven	Built-in	Aluminium	Aluminium	79000029	5701581277687	1694130	3		164	
Raven Mini	Built-in	Aluminium	White	79010001	5701581277786	1694131	3		164	
Raven Mini	Built-in	Aluminium	Aluminium	79010029	5701581277885	1694133	3		164	
Ray	Double floor	Metal   Glass	Chrome	63224033	5701581239388	1576767	2	On lamp	59	
Ray	Floor	Metal   Glass	Chrome	63214033	5701581239289	1576766	2	On lamp	59	
Ray	Pendant	Metal   Glass	Chrome	63233033	5701581239487	1576768	3		58	
Ray	Table	Metal   Glass	Chrome	63201033	5701581253582	1629152	3	On cord	58	
Ray	Wall	Metal   Glass	Chrome	63191033	5701581253483	1629151	3	On cord	58	
Ray dimmer	Double floor	Metal	Chrome	63184033	5701581260382	1658207	2	On lamp	59	
Ray dimmer	Double floor	Metal   Glass	Chrome	72224033	5701581249479	1319175	2		58	
Ray dimmer	Floor	Metal	Chrome	63174033	5701581260481	1658206	2	On lamp	59	
Read 14	Pendant	Metal	White	73153001	5701581089075	5266267	3		51	
Read 14	Pendant	Metal	Red	73153002	5701581090071	5266268	3		51	
Read 14	Pendant	Metal	Black	73153003	5701581091078	5266269	3		51	
Read 14	Pendant	Metal   Glass	Opal white	73153010	5701581265479	1392857	3		52	
Read 20	Pendant	Metal	White	73163001	5701581092075	5266274	3		51	
Read 20	Pendant	Metal	Red	73163002	5701581093072	5266275	3		51	
Read 20	Pendant	Metal	Black	73163003	5701581094079	5266276	3		51	
Read 20	Pendant	Metal   Glass	Opal white	73163010	5701581265578	1392858	3		52	
Read 35	Pendant	Metal	White	73203001	5701581183070	5270696	3		52	
Read 35	Pendant	Metal	Red	73203002	5701581184077	5270697	3		52	
Read 35	Pendant	Metal	Black	73203003	5701581185074	5270698	3		52	
Read Flex	Table	Metal	White	75325001	5701581281479	1480142	3	On cord	55	
Read Flex	Table	Metal	Black	75325003	5701581281578	1480143	3	On cord	55	
Read Flex	Wall	Metal	White	75301001	5701581281073	1478952	3	On cord	55	
Read Flex	Wall	Metal	Black	75301003	5701581281172	1478953	3	On cord	55	
Recess	Built-in adjustable	Metal	White	20060101	5701581084995	5928386	3		168+258	
Recess	Built-in adjustable	Metal	Brushed steel	20060132	5701581083998	5928385	3		168+258	
Recess LED COB Dim	Built-in adjustable	Metal	White	78850001	5701581276284	1693276	3		168+258	
Recess LED COB Dim	Built-in adjustable	Metal	Brushed steel	78850032	5701581276383	1693277	3		168+258	
Recess LED Hi-Power	Built-in adjustable	Metal	White	20240101	5701581273177	1420828	3		168+258	














Model	Type	Material	Color	Number	Ean	Tun			Page	Energy
Recess LED Hi-Power	Built-in adjustable	Metal	Brushed steel	20240132	5701581273276	1420829	3		168+258	
Respect	Floor	Metal	Aluminium	76944029	5701581233089	1557533	2	On lamp	37+39	
Respect	Suspension	Metal   Plastic   Fabric	Aluminium	76963029	5701581233287	1557535	3		37+39	
Respect	Table	Metal	Aluminium	76955029	5701581233188	1557534	2	On lamp	37+39	
Respect 22	Pendant shade	Metal   Textile	White	76973201	5701581233386	1557536	3		36	
Respect 22	Pendant shade	Metal   Textile	White/Black	76973203	5701581233485	1557537	3		36	
Respect 22	Pendant shade	Metal   Textile	Blue	76973206	5701581233584	1557538	3		37	
Respect 22	Pendant shade	Metal   Textile	Purple	76973207	5701581233683	1557539	3		37	
Respect 22	Pendant shade	Metal   Textile	Multi	76973209	5701581233782	1557540	3		37	
Respect 22	Pendant shade	Metal   Textile	Denim	76973246	5701581233980	1557541	3		36	
Respect 22	Pendant shade	Metal   Textile	Black	76973253	5701581239883	1588297	3		36	
Respect 22	Pendant shade	Metal   Textile	Lime	76973256	5701581233881	1557542	3		36	
Respect 30	Pendant shade	Metal   Textile	White	76983201	5701581234086	1557543	3		38	
Respect 30	Pendant shade	Metal   Textile	White/Black	76983203	5701581234185	1557544	3		38	
Respect 30	Pendant shade	Metal   Textile	Blue	76983206	5701581234284	1557545	3		39	
Respect 30	Pendant shade	Metal   Textile	Purple	76983207	5701581234383	1557546	3		39	
Respect 30	Pendant shade	Metal   Textile	Multi	76983209	5701581234482	1557547	3		39	
Respect 30	Pendant shade	Metal   Textile	Denim	76983246	5701581234680	1557548	3		38	
Respect 30	Pendant shade	Metal   Textile	Black	76983253	5701581239982	1588299	3		38	
Respect 30	Pendant shade	Metal   Textile	Lime	76983256	5701581234581	1557549	3		38	
Ripasso 9	Pendant	Metal   Glass	White	18953101	5701581014077	5245630	3		114	
Ripasso 9	Pendant	Metal   Glass	Red	18953102	5701581015074	5245631	3		114	
Ripasso 9	Pendant	Metal   Glass	Black	18953103	5701581016071	5245632	3		115	
Ripasso 9	Pendant	Metal   Glass	Grey	18953110	5701581017078	5245629	3		115	
Ripasso 9	Pendant	Metal   Glass	Green	18953123	5701581018075	5245628	3		115	
Ripasso 15	Pendant	Metal   Glass	White	18443001	5701581162068	5208817	3		114	
Ripasso 15	Pendant	Metal   Glass	Red	18443002	5701581163065	5208818	3		114	
Ripasso 15	Pendant	Metal   Glass	Black	18443003	5701581164062	5208819	3		115	
Ripasso 15	Pendant	Metal   Glass	Green	18443023	5701581166066	5208816	3		115	
Rispapir 35	Pendant	Paper	Beige	14093501	5708715730001	5693008	12		119	
Rispapir 40	Pendant	Paper	Beige	14094001	5708715740000	5693009	12		119	
Rispapir 48	Pendant	Paper	Beige	14094801	5708839002442	5693010	12		119	
Rome	Double wall	Stainless steel   Glass	Brushed steel	21481134	5701581224971	5384372	3		247	









Model	Type	Material	Color	Number	Ean	Tun			Page	Energy
Rome	Wall	Stainless steel   Glass	Brushed steel	21471134	5701581224872	5384371	3		247	
Rondo	Wall	Metal	White	61001001	5701581331976	5726001	6	On lamp	124	
Rondo	Wall	Metal	Brushed steel	61001032	5701581124011	5726000	6	On lamp	124	
Sail	Wall	Aluminium	White	78461001	5701581280588	1694965	3		190	
Sail	Wall	Aluminium	Black	78461003	5701581267589	1694107	3		190	
Sail	Wall	Aluminium	Antracit	78461050	5701581274884	1694109	3		190	
Salsa 19	Ceiling	Metal   Plastic	Grey	77686001	5701581253681	1629153	3		156	
Salsa 25	Ceiling	Metal   Plastic	Grey	77696001	5701581253780	1629154	3		156	
Saro	Wall	Aluminium   Plastic	Aluminium	75291029	5701581280977	1484005	3		242	
Scala	Ceiling	Metal	White	78906001	5701581276680	1694121	3		153	
Scala	Ceiling	Metal	White	78916001	5701581276789	1694122	3		153	
Scala sensor	Ceiling	Metal	White	78986001	5701581277489	1694123	3		153	
Scorpius	Wall	Galvanized steel   Plastic	White	21651001	5701581301979	5746797	6		248	
Scorpius	Wall	Galvanized steel   Plastic	Mat black	21651003	5701581011021	5715378	6		248	
Scorpius	Wall	Copper   Plastic	Copper	21651030	5701581916951	8574857	6		248	
Scorpius	Wall	Galvanized steel   Plastic	Galvanized	21651031	5701581917958	8574865	6		249	
Scorpius Maxi	Post	Galvanized steel	Galvanized	21769931	5701581228375	5387478	3		249	
Scorpius Maxi	Wall	Galvanized steel   Plastic	White	21751001	5701581303973	5746813	3		248	
Scorpius Maxi	Wall	Galvanized steel   Plastic	Mat black	21751003	5701581012028	5715379	3		248	
Scorpius Maxi	Wall	Copper   Plastic	Copper	21751030	5701581240964	7767296	3		248	
Scorpius Maxi	Wall	Galvanized steel   Plastic	Galvanized	21751031	5701581241961	7767288	3		249	
Seti	Ceiling	Metal   Plastic	White	74766001	5701581269477	1409721	3		162	
Skotlampe	Wall   Ceiling	Plastic   Glass	White	17051001	4017506013324	5909318	4		242	
Skotlampe	Wall   Ceiling	Plastic   Glass	Black	17051003	4017506013331	5909319	4		242	
Slope 22	Pendant	Metal   Textile	Black/White	71713001	5701581266476	1392867	3		107	
Slope 22	Pendant	Metal   Textile	Black/Red	71713002	5701581271975	1416754	3		107	
Slope 22	Pendant	Metal   Textile	White	71713010	5701581288478	1483363	3		107	
Slope 35	Pendant	Metal   Textile	Black/White	71723001	5701581266575	1392868	2		107	
Slope 35	Pendant	Metal   Textile	Black/Red	71723002	5701581272071	1416755	2		107	
Slope 35	Pendant	Metal   Textile	White	71723010	5701581288577	1483365	2		107	
Slope 50	Pendant	Metal   Textile	Black/White	71733001	5701581266674	1392869	1		106	
Solid 3-Kit	Built-in	Metal	White	20080101	5701581001039	5766565	3		167+259	
Solid 3-Kit	Built-in	Metal	Brushed steel	20080132	5701581002036	5766567	3		167+259	

Model	Type	Material	Color	Number	Ean	Tun			Page	Energy
Spinner	Ceiling	Metal   Glass	White	25416001	5701581972957	8578130	3		159	
Spinner	Ceiling	Metal   Glass	Chrome	25416029	5701581202962	7513153	3		159	
Spinner	Ceiling	Metal   Glass	Brushed steel	25416032	5701581251472	1337868	3		159	
Spiralhejs	Suspension	Plastic	White	0140001	5701581197886	3485323	1		268	
Spirit	Table	Metal   Glass	White	76885001	5701581230880	1554130	3	On lamp	57	
Spirit	Wall	Metal   Glass	White	76861001	5701581230682	1554127	3	On lamp	57	
Spot box 19x19 cm	Accessories	Plastic	Black	76859999	5701581229884	1554126	12		172	
Spotlight	Garden	Aluminium   Glass	Black	20788103	5701581001053	5118497	3		254	
Spotlight	Garden	Aluminium   Glass	Aluminium	20788129	5701581275973	1492975	3		254	
Spotlight LED	Garden	Aluminium   Glass	Black	20788303	5701581278370	1475396	3		254	
Square	Wall	Stainless steel   Plastic	Stainless steel	22921034	5701581102040	5058932	3		241	
Square Maxi	Wall	Galvanized steel   Plastic	Galvanized	22911031	5701581245877	1305137	3		241	
Staldglas	Spare Glass	Glass	Sanded	2440888	5701581289475	1491098	3		269	
Staldglas	Spare Glass	Glass	Clear	2440999	5701581347960	7766835	3		269	
Standard	Ceiling	Glass	White	25326001	5701581027039	5788103	3		162	
Standard LED	Ceiling	Glass	White	26326001	5701581260580	1658196	3		162	
Strip-Rail	Under Cabinet	Aluminium		79209929	5701581278585	1695621	6		179	
Strip-Rail Corner	Under Cabinet	Aluminium		79219929	5701581281387	1695622	6		179	
Superlite 13W	Under Cabinet	Plastic	White	27376101	5701581199071	5273439	3		182	
Sydney	Garden	Stainless steel   Plastic	Brushed steel	22628034	5708839301040	5927003	3		221	
Sydney	Garden w sensor	Stainless steel   Plastic	Stainless steel	22628134	5701581074026	5788183	3		221	
Sydney	Mini Garden	Stainless steel   Plastic	Brushed steel	22638034	5708839300944	5927004	3		221	
Sydney	Mini Garden w sensor	Stainless steel   Plastic	Brushed steel	22638134	5701581075023	5788184	3		221	
Sydney	Wall	Stainless steel   Plastic	Brushed steel	22601034	5708839300845	5927005	3		221	
T8 18W	Light source			1270070	5701581208773	5342122	12		265	
T8 36W	Light source			1271070	5701581208872	5342123	12		265	
Tangens	Double wall	Metal   Glass	Chrome	17141029	5701581006072	5240433	3		149	
Tangens	Double wall	Metal   Glass	Brushed steel	17141032	5701581120051	5157239	3		149	
Tangens	Wall	Metal   Glass	Chrome	17131029	5701581005075	5240434	3		149	
Tangens	Wall	Metal   Glass	Brushed steel	17131032	5701581119055	5157240	3		149	
Taurus	Garden	Stainless steel   Glass	Stainless steel	77028034	5701581250383	1624384	3		254	
Tempo	3-Round plate	Metal	Brushed steel	21350132	5701581073012	5659303	3		131	
Tilos Effect 1-Kit	Ground recessed	Stainless steel   Glass	Stainless steel	96400034	5701581214972	5384907	3		256	

Model	Type	Material	Color	Number	Ean	Tun			Page	Energy
Tilos Round 1-Kit	Ground recessed	Stainless steel   Glass	Stainless steel	96410034	5701581001077	5237370	3		256	
Tilos Round 3-Kit	Ground recessed	Stainless steel   Glass	Stainless steel	96430034	5701581002074	5237371	3		256	
Tilos Square 1-Kit	Ground recessed	Stainless steel   Glass	Stainless steel	96420034	5701581207776	5328040	3		256	
Tin	Double wall	Aluminium   Glass	Black	21271103	5701581058071	5269845	3		219	
Tin	Double wall	Copper   Glass	Copper	21271130	5701581023031	5788082	3		219	
Tin	Double wall	Stainless steel   Glass	Stainless steel	21271134	5701581022034	5788087	3		219	
Tin	Double wall w. sensor	Stainless steel   Glass	Stainless steel	21272134	5701581160040	5062673	3		218	
Tin	Spear	Stainless steel   Glass	Stainless steel	28468134	5701581109063	5208861	3		219+254	
Tin	Wall	Aluminium   Glass	Mat black	21261103	5701581057074	5269844	3		218	
Tin	Wall	Copper   Glass	Copper	21261130	5701581021037	5788089	3		218	
Tin	Wall	Stainless steel   Glass	Stainless steel	21261134	5701581020030	5788090	3		218	
Tin	Wall with sensor	Stainless steel   Glass	Stainless steel	21262134	5701581159044	5062675	3		218	
Tin 7W	Double wall	Aluminium   Glass	Black	21271303	5701581202375	5302729	3		219	
Tin Maxi	Double wall	Aluminium   Glass	White	21511101	5701581275874	1447866	3		217	
Tin Maxi	Double wall	Aluminium   Glass	Black	21511103	5701581178076	5269478	3		217	
Tin Maxi	Double wall	Aluminium   Glass	Aluminium	21511129	5701581039049	5043086	3		217	
Tin Maxi	Double wall	Stainless steel   Glass	Stainless steel	21511134	5701581188075	5299003	3		217	
Tin Maxi	Double wall w. sensor	Aluminium   Glass	Black	21512103	5701581212985	1544200	3		214	
Tin Maxi	Double wall w. sensor	Aluminium   Glass	Aluminium	21512129	5701581213081	1544201	3		214	
Tin Maxi	Wall	Aluminium   Glass	White	21501101	5701581275775	1447865	3		216	
Tin Maxi	Wall	Aluminium   Glass	Black	21501103	5701581177079	5269477	3		216	
Tin Maxi	Wall	Aluminium   Glass	Aluminium	21501129	5701581038042	5043087	3		216	
Tin Maxi	Wall	Stainless steel   Glass	Stainless steel	21501134	5701581189072	5299002	3		216	
Tin Maxi	Wall with sensor	Aluminium   Glass	Black	21502103	5701581212787	1544198	3		214	
Tin Maxi	Wall with sensor	Aluminium   Glass	Aluminium	21502129	5701581212886	1544199	3		214	
Tin Maxi Hi-Power	Double wall	Aluminium   Glass	Aluminium	21591129	5701581275478	1447999	3		217	
Tin Maxi Hi-Power	Wall	Aluminium   Glass	Aluminium	21561129	5701581275379	1447997	3		216	
Tip	Built-in adjustable	Galvanized steel   Plastic	Galvanized	20290131	5701581010055	5118501	3		174+259	
Topaz	Wall	Aluminium   Glass	Black	76341003	5701581228481	1544276	6		236	
Topaz	Wall	Aluminium   Glass	Antracit	76341050	5701581228580	1544277	6		236	
Triangel	Under Cabinet	Metal   Glass	Brushed steel	77927133	5708839441340	5690274	3		171	
Trinity	Pendant	Metal   Glass	Opal white	73213101	5701581118072	5266284	3		68	
Trinity	Table	Metal   Glass	White	73235101	5701581126077	5266324	3		68	



Model	Type	Material	Color	Number	Ean	Tun			Page	Energy
Trinity	Wall with dimmer	Metal   Glass	White	73221101	5701581122079	5266320	3	On lamp	68	
Trio 45	Wall   Ceiling	Metal   Plastic	White	3001601	5701581149885	3791571	6	On cord	162	
Trio 50	Wall   Ceiling	Plastic	White	3050601	5701581351905	3721404	6		162	
Triton	Built-in adjustable	Metal	White	54480101	5701581201170	5274268	6		166	
Triton	Built-in adjustable	Metal	Chrome	54480129	5701581205871	5309975	6		166	
Triton	Built-in adjustable	Metal	Brushed steel	54480132	5701581201279	5274267	6		166	
Triton LED COB Dim	Built-in adjustable	Metal	White	78840001	5701581276086	1693273	3		166	
Triton LED COB Dim	Built-in adjustable	Metal	Brushed steel	78840032	5701581276185	1693275	3		166	
Triton LED Hi-Power	Built-in adjustable	Metal	White	54390101	5701581267770	1392880	6		167	
Triton LED Hi-Power	Built-in adjustable	Metal	Brushed steel	54390132	5701581267671	1392879	6		167	
Triton LED SMD	Built-in adjustable	Metal	White	54360101	5701581243286	1618654	6		167	
Triton LED SMD	Built-in adjustable	Metal	Brushed steel	54360132	5701581243385	1618656	6		167	
Tube Mini	Table	Metal   Glass	White	16235001	5701581065079	5266348	3	On cord	123	
Twin	Wall	Plastic	Black	78771003	5701581275386	1694111	3		189	
Twin	Wall	Plastic	Grey	78771010	5701581275485	1694112	3		189	
Ufo	Ceiling	Metal   Glass	White	25576000	5701581047037	5788051	3		158	
Ufo	Ceiling	Metal   Glass	White	25576001	5701581048034	5788053	3		158	
Ufo	Ceiling	Metal   Glass	Brushed steel	25576032	5701581049031	5788052	3		158	
Ufo Maxi	Ceiling	Metal   Glass	White	25626001	5701581064041	5058937	3		158	
Ufo Maxi	Ceiling	Metal   Glass	Brushed steel	25636032	5701581065048	5061496	3		158	
Ufo Maxi LED	Ceiling	Metal   Glass	White	25646001	5701581257788	1640475	3		158	
Unna 3-Kit	Under Cabinet	Metal   Glass	Brushed steel	76836032	5701581226487	1544319	3		171	
Vanila	Floor	Metal	White	72704001	5701581268173	1392884	2	On cord	48	
Vanila	Floor	Metal	Black	72704003	5701581268272	1392885	2	On cord	48	
Vanila	Floor	Metal	Grey	72704010	5701581278974	1477666	2	On cord	48	
Vanila	Table	Metal	White	72695001	5701581271579	1415823	2	On lamp	47	
Vanila	Table	Metal	Black	72695003	5701581243170	1305220	2	On lamp	47	
Vanila	Table	Metal	Grey	72695010	5701581278578	1477200	2	On lamp	47	
Vanila	Wall	Metal	White	72711001	5701581268371	1392886	3	On lamp	47	
Vanila	Wall	Metal	Black	72711003	5701581268470	1392887	3	On lamp	47	
Vanila	Wall	Metal	Grey	72711010	5701581279278	1475816	3	On lamp	47	
Vejers	Garden	Galvanized steel   Glass	Black	25118003	5701581032071	5255787	3		225	
Vejers	Garden	Galvanized steel   Glass	Galvanized	25118031	5701581093065	5188245	3		225	

Model	Type	Material	Color	Number	Ean	Tun			Page	Energy
Vejers	Garden	Stainless steel   Glass	Stainless steel	25118034	5701581052079	5268523	3		225	
Vejers	Wall   Down	Galvanized steel   Glass	Galvanized	74461031	5701581210578	5353047	3		225	
Vejers	Wall   Down	Galvanized steel   Glass	Black	74471003	5701581210677	5353048	3		225	
Vejers	Wall   Up	Galvanized steel   Glass	White	25091001	5701581029071	5255784	3		224	
Vejers	Wall   Up	Galvanized steel   Glass	Black	25091003	5701581030077	5255785	3		224	
Vejers	Wall   Up	Galvanized steel   Glass	Galvanized	25091031	5701581092068	5188246	3		224	
Vejers	Wall   Up	Stainless steel   Glass	Stainless steel	25091034	5701581053076	5268522	3		224	
Vejers	Wall   Up w sensor	Galvanized steel   Glass	Mat black	25101003	5701581176072	5269476	3		224	
Vejers	Wall   Up w sensor	Galvanized steel   Glass	Galvanized	25101031	5701581174078	5269474	3		224	
Vejers 2M	Garden	Galvanized steel   Glass	Galvanized	25168031	5701581228573	1246806	2		225	
Venø	Garden	Galvanized steel   Plastic	Galvanized	10600719	5702376007199	5138005	3		231	
Venø	Garden	Galvanized steel   Plastic	Copper	10600725	5702376007250	5138006	3		231	
Venø	Wall	Galvanized steel   Plastic	Galvanized	10600619	5702376006192	5138007	3		231	
Venø	Wall	Galvanized steel   Plastic	Copper	10600625	5702376006253	5138008	3		231	
View Outdoor	Wall	Metal   Plastic	Black	78711003	5701581269484	1690143	3		186	
View Outdoor	Wall	Metal   Plastic	Galvanized	78711031	5701581269583	1690146	3		186	
Virum	Wall	Galvanized steel   Glass	Galvanized	24111031	5701581027046	5044133	3		253	
Vision	Pendant	Metal	Black	78243003	5701581263284	1690794	2		87	
Vision	Pendant	Metal	Copper	78243030	5701581263482	1690793	2		87	
Walk-Over	Ground recessed	Aluminium   Glass	Black	22250003	5701581091047	5058941	3		257	
Works IP65 1x18W	Under Cabinet	Plastic	Grey	27306101	5701581194076	5273220	6		183	
Works IP65 1x36W	Under Cabinet	Plastic	Grey	27316101	5701581195073	5273221	6		183	
Works IP65 2x18W	Under Cabinet	Plastic	Grey	27326101	5701581196070	5273222	3		183	
Works IP65 2x36W	Under Cabinet	Plastic	Grey	27336101	5701581197077	5273223	3		183	
Works Standard 18W	Under Cabinet	Metal	White	27266101	5701581192072	5273218	6		183	
Works Standard 36W	Under Cabinet	Metal	White	27276101	5701581193079	5273219	6		183	
Zapp E14	Light source	Glass	Sanded	76590070	5701581238688	1578345	6		265	
Zapp E27	Light source	Glass	Sanded	76600070	5701581241985	1608419	4		265	

- Der tages forbehold for ændringer m.h.t. tekniske specifikationer, design og collistørrelser.
- Vi förbehåller oss för ändring med hänsyn till tekniske specifikationer, design och collistorlek.
- We reserve the right to changes as to technical specifications, design and number of packages.
- Wir nehmen Vorbehalt für Änderungen bezgl. technischer Spezifikationen, Design und Verpackungseinheiten.
- Nous nous réservons le droit de modifier toute documentation technique, design et colisage.





Nordlux A/S headquarter

Karlskogavej 8 DK 9200 Aalborg SV  
T: 0045 98 181611 F: 0045 98 188411  
www.nordlux.com nordlux@nordlux.com