



THE ENTIRE RANGE OF LAMPS AT A GLANCE

OSRAM LED LAMPS FROM LEDVANCE

July 2021



LEDVANCE is licensee of product trademark
OSRAM for lamps products in general lighting.

LEDVANCE: ADVANCING LIGHT

BAD LIGHT, LOST YOUR WAY? WE'LL GET YOU BACK ON TRACK! OSRAM LED LAMPS FROM LEDVANCE: EU-COMPLIANT AND POWERFUL

With over 100 years of experience in general lighting, LEDVANCE combines traditional lighting technology with pioneering lighting innovations for almost any application. In addition to this unique know-how, we particularly rely on long-term customer relationships and a strong global sales network. As technology trend experts, we are leading the way in meeting the rapidly changing demands for high-quality and long-lasting light. And as a strong local partner, we are always reliably at your side in over 140 countries.

Whether it's luminaires, lamps, our LED Strip System or state-of-the-art light management solutions, our teams of specialists are focused on the specific needs of our customers. We are making a decisive contribution to increasing your competitiveness with technical innovations and easy-to-use, intelligent lighting solutions compliant with EU regulations.

LEDVANCE boasts an extensive portfolio of LED lamps designed for the most varied applications and requirements of lighting professionals and customers. There are many good arguments in favour of LED lamps under the OSRAM brand in the LEDVANCE product range: up to CRI 97, VDE-certified products¹ and a guarantee of up to five years².

We always focus on the benefit for you as a lighting professional. That's why we do everything we can to make our products and systems particularly easy to plan, install and combine. Based on these principles, we will continue to develop sophisticated products and provide you with optimum support in your personal fight against bad light.



¹VDE-certified under IEC62776: SubstiTUBE Advanced Ultra Output/Advanced T8 EM, Connected Sensor

²For further information and exact guarantee conditions, please visit www.ledvance.com/guarantee

CONTENT

LED LAMPS: NEW INNOVATIONS AND PRODUCT HIGHLIGHTS

04


LED TUBES

16




LED SPECIAL LAMPS

38



LED LAMPS IN CLASSIC FORMS

62




LED REFLECTOR LAMPS

93



LED LAMPS WITH ADDED FUNCTIONS

114



Every product in the LED lamp portfolio is designed with the needs of the target group and the latest market trends in mind. In addition, it is fine-tuned to precisely meet the requirements of the area where it will ultimately be used. The technical expertise applied here produces not only well-conceived innovations, but also EU-compliant light.

SETTING LIGHT TRENDS, FULFILLING REGULATORY REQUIREMENTS: ALWAYS REMAIN UP TO DATE WITH LEDVANCE PRODUCT HIGHLIGHTS

The new EU regulation on environmental design (the Single Lighting Regulation = SLR) is not just generating additional momentum behind the push to replace conventional lamps with energy-saving LED light. It is also fueling the trend toward replaceable light sources.

Our completely reworked and significantly expanded portfolio of LED lamps will help you meet legal requirements and the needs of your customers in a future-proof manner.

Discover the new LED highlights for your successful light projects: SLR-compliant, energy-efficient, low-flicker, high light quality, easy installation and the ideal and simple replacement for conventional lamps.



01
Page
16–20

OSRAM SubstiTUBE T8 EM

The latest SLR-compliant generation of our T8 LED tubes for operation on CCG or directly on mains voltage (AC) is available in the segments PRO, ADVANCED and VALUE. All are low-flicker and provide good to extremely high light yields. The LED tubes are also your best choice when it comes to energy savings (up to 70 %) and payback point.

► Ideal for industry, warehouses, offices and facility management, among other areas.

02
Page
24–26

OSRAM SubstiTUBE T8 CONNECTED

The T8 Connected LED tube stands for a wireless connection via Zigbee 3.0 with the LEDVANCE connected sensor. No bending thanks to glass technology, a very high level of resistance to frequent switching and shatter protection.

► Ideal for parking garages, among other areas.

03
Page
28–32

OSRAM SubstiTUBE T8 UNIVERSAL AND HF

The T8 Universal, a product that can be flexibly used for operation on ECG and CCG or directly for mains voltage (AC) after rewiring, eliminates the need for stockpiling. The SubstiTUBE T8 HF impresses users with the exceptional price-performance ratio and can be operated on ECG. All segments are low-flicker and offer a high level of energy savings (up to 60 %) and a short payback time. The PRO segment also offers shatter protection.

► Ideal for industry, warehouses, offices and facility management, among other areas.

04
Page
33–34

OSRAM SubstiTUBE T5 HF AND T5 AC

The latest generation of our T5 LED tubes do not bend thanks to glass tubes with shatter protection. Light output of up to 5600 lm. SubstiTUBE T5 HF can be operated on ECG (HF) or SubstiTUBE T5 AC directly on AC mains.

► Ideal for industry, warehouses, offices and facility management, among other areas.

05

OSRAM HQL LED PRO

The energy-efficient LED replacement for mercury vapor lamps: with a new design for lamp types with 6 000 lumens, increased energy efficiency (up to 146 lm/W) and surge protection of up to 6 kV.

► Ideal for outdoor areas, among other places.

Page
44

06

OSRAM PARATHOM CLASSIC A IN FILAMENT DESIGN

Highly efficient direct LED replacement with classic light-bulb design. With an attractive filament look and high light yield.

► Ideal for households, warehouses, garages and schools, among other places.

Page
62

07

OSRAM PARATHOM CLASSIC A DIM/NON-DIM

The modern, bulb-shaped LED classic: compact, energy efficient and high light yield. The dimmable version can be operated with many commercially available dimmers.

► Ideal for households, warehouses, garages and schools, among other places.

Page
65

02

08



08

OSRAM PARATHOM PRO AR 111

A low-voltage LED reflector lamp with a retrofit plug base. Designed for simple, fast and safe lamp replacement without any rewiring.

► Ideal for stores, among other areas.

Page
101

09

OSRAM PARATHOM PIN G4

The dimmable low-voltage LED pins can be operated with DC or AC voltage. With good 320° all-round light output.

► For special applications.

Page
49

05



06



07

09



10



11

10

OSRAM PARATHOM PIN G9

New, energy-efficient LED replacement for high-voltage halogen lamps. The pin lamps G9 30, 30 DIM and 40 now come in even smaller dimensions.

► For special applications.

Page
51

11

OSRAM PARATHOM PIN GY6.35

The new generation of these LED pins replaces 40 W halogen lamps. In the same small dimension as the previous pins, with good all-round light output and for variable use with DC or AC voltage.

► For special applications.

Page
50

FIT FOR THE SLR/ELR: EU-COMPLIANT & POWERFUL

The EU is taking its next big step toward a world of systematically efficient and climate friendly lighting – and has reworked regulations governing the sustainability of light sources and the labeling of their energy efficiency.

- Single Lighting Regulation (SLR)
- Energy Labeling Regulation (ELR)

Also new: the EPREL product database. It contains all relevant information about affected light sources. The new energy labels are also generated from the EPREL.

HOW LEDVANCE SUPPORTS YOU AS A PARTNER:

As a specialty retailer, you have two key focal points: providing LED replacements for phased-out products at an early stage and correctly applying regulations regarding the new energy label and other information requirements.

LEDVANCE has taken steps that will enable you to apply the correct technical and legal approach. Our support at a glance:



Complete data management and registration of all LEDVANCE light sources in EPREL – incl. all required data



Dependable **implementation of all labeling and information requirements** – including on packaging as well as in product data sheets and instruction manuals



Early provision of energy-efficient LED replacements for the affected products



The continued and best-possible **provision of traditional light sources** within the legally defined framework



Continuous enhancement of our portfolio – with the aim of increasing energy efficiency and climate friendliness



Comprehensive and clear information that will enable you to correctly operate your business in technical and legal terms

WHICH PRODUCTS ARE AFFECTED? LIGHT SOURCES INSTEAD OF LAMPS AND LUMINAIRES

New: the difference between “light sources” and “containing products.”

Energy efficiency is now being determined on the basis of new parameters. This will result in:

- The continued phase-out of several lamps with lower energy efficiency
- The classification of light sources on a scale displayed on the new energy label

LIGHT SOURCES

are electrically operated products that emit white light*. These products include all traditional and LED lamps used for general lighting – as well as fully integrated luminaires that cannot be taken apart by using widely available tools without destroying them. The light sources are only subject to the new rules in the EU regulations SLR/ELR.



CONTAINING PRODUCTS

include luminaires and other support systems that enable light sources to be taken apart with widely available tools without destroying them. This is why most luminaires have been exempted from the labeling requirement since December 25, 2019.

Good to know: LEDVANCE luminaires are generally considered to be “containing products.”



*A number of display lamps, control lamps and very powerful light products (including outdoor, athletic, theater and industrial lighting) are exempt from the EU regulations

WHAT WILL HAPPEN WHEN? THE KEY DATES

Since May 1, 2021, manufacturers must register their light sources in the EPREL database and enter all required data into it. LEDVANCE has already added all relevant products to the database. The next steps involve the phasing-out stage of products and the introduction of new energy labels. Here are the key dates:

The highest energy-efficiency class in the past was A++. Light sources that previously bore this classification will now receive the new classification of C to F. But this does not mean that they are being downgraded. The products are simply being reclassified on the basis of a different calculation basis.

PHASE-OUT

Sept. 1, 2021

Phase-out of CFLi lamps with integrated control gears, certain high-voltage and low-voltage halogen lamps and T12/T2 fluorescent tubes (see below).

Sept. 1, 2023

Phase-out of T8 fluorescent tubes and halogen pins (see below).

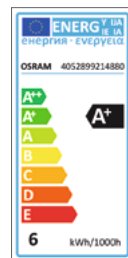
ENERGY LABEL

Sept. 1, 2021

Begin of the transition phase: The old labels may be used only by those products that went on sale before the effective date.

March 1, 2023

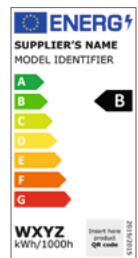
End of the transition phase: Effective this date, only the new labels may be used.



New structure of criteria

The energy efficiency classes will be renamed and rescaled: A++ to E will become A to G

NEW: the product-specific QR code



WHICH LAMPS WILL BE PHASED OUT? LEDVANCE TO OFFER REPLACEMENTS AT AN EARLY STAGE

Under the new EU regulations, some lamps may no longer be sold after certain dates (phase-out). You will find product lists with replacement products at: [ledvance.com/services](https://www.ledvance.com/services)

PRODUCTS AFFECTED		BANNED ¹	LED REPLACEMENT PRODUCTS
COMPACT FLUORESCENT LAMPS CFLi – E27, E14, etc. With integrated control gears		09/01/2021	
HIGH VOLTAGE HALOGEN LAMPS² R7s > 2700 lm Equals about 140 W		09/01/2021	
LOW VOLTAGE HALOGEN LAMPS GU4, GU5.3, G53 With reflector 10° beam angle		09/01/2021	
LINEAR FLUORESCENT TUBES T12 AND T2		09/01/2021	
LINEAR FLUORESCENT TUBES T8, 600 mm, 1200 mm, 1500 mm		09/01/2023	
HALOGEN PINS G4, GY6.35, G9		09/01/2023	

¹ Products that are already on the market may still be sold after this date, but may not be placed on the market again.

² Suitable for the light point, differing lighting performance. Limitations: maximum luminous flux, general thermal requirements, dimensions of the replacement lamp.

OPTIMIZED LIGHT QUALITY: EVEN MORE COMFORT, SAFETY AND PRODUCTIVITY

The Single Lighting Regulation (SLR) covers the functional requirements for light quality, among other areas. These include: color rendering, color consistency, lumen maintenance factor (for LEDs/OLEDs), power factor, lifespan – and, in particular, the behavior of mains voltage light sources in terms of the stroboscopic effect and flicker.

NEW REGULATIONS AND KEY DATES

Requirements governing low-flicker qualities and the stroboscopic effect will be gradually toughened:



Stroboscopic effect
 $SVM^1 \leq 0,9^2$
Low-flicker qualities
 $P_{stLM} \leq 1$



Stroboscopic effect
 $SVM \leq 0,4^2$

¹SVM = stroboscopic effect visibility measure

²Exemptions: light sources for outdoor, industry and other uses that offer color rendering with $CRI \leq 80$


ILLUMINATING WORKSTATIONS FOR THE FUTURE

LEDVANCE will provide you with LED lamps that reliably fulfill the requirements of the new EU regulations at an early stage. Some of them already meet requirements that do not take effect until 09/01/2024 (see the infobox).


Thanks to these products, you will be able to help your customers increase the safety of their workstations, improve employees' ability to concentrate, promote their well-being – and, in general, facilitate increased productivity.

MEETING TOMORROW'S REQUIREMENTS TODAY


The following OSRAM LED lamps already meet and exceed the requirement of $SVM \leq 0,4^1$ that will go into effect on 09/01/2024:



OSRAM SubstiTUBE T8 EM and Connected



OSRAM SubstiTUBE T8 HF and Universal



OSRAM SubstiTUBE T5 HF and AC Mains



OSRAM SubstiTUBE T9 EM



OSRAM HQL LED PRO and HQL LED HIGHBAY



OSRAM DULUX LED



OSRAM PARATHOM PRO MR16 and OSRAM PARATHOM PRO PAR16



OSRAM PARATHOM DIM Concentra

STROBOSCOPIC AND FLICKER EFFECTS

As part of the SLR, the following new quality features are being introduced to improve the light quality of LED mains voltage light sources:

SVM (stroboscopic effect visibility measure)

These effects can occur if non-compliant light sources illuminate a moving object. Stroboscopic effects can create dangerous situations because rotating or moving objects become less visible (e. g., revolving machine components are perceived to be “standing still”).

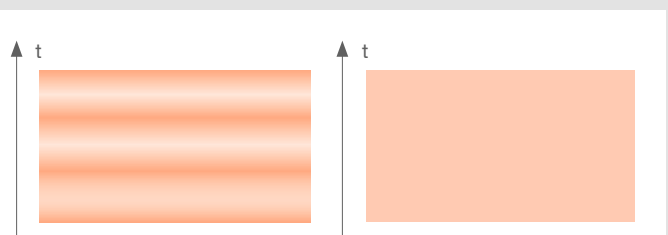
P_{st}LM (Perception of short-term Light Modulation)

This describes discernible flicker on monitors and light sources, among other areas. Compliance with the new thresholds will help prevent a feeling of discomfort, visual fatigue and headaches.

- ▶ Effective 09/2021: $SVM \leq 0,9^1 / P_{st}LM \leq 1$
- ▶ Effective 09/2024: $SVM \leq 0,4^1$



High-quality light creates occupational safety and dependable visual appearance in areas where rotating objects are used to facilitate concentration and control.



Here: a discernible and disruptive flicker effect

In comparison: Homogeneous light calms the visual field.

¹Exemptions: light sources for outdoor, industry and other uses that offer color rendering with $CRI \leq 80$.

THE NEW LEDVANCE SMART+ P LAMPS, LIGHT STRIPS AND LUMINA SELECTION FOR OUTDOORS AND IN

THREE PRODUCT SEGMENTS – THREE GREAT CONTROL METHODS: WIFI, BLUETOOTH AND ZIGBEE

All information in LEDVANCE SMART+ PROGRAM FOR RESIDENTIAL



SMART HOME COMFORT – LIGHT CONTROL VIA SMARTPHONE

LEDVANCE SMART+ WiFi products can be controlled simply and conveniently via a WiFi router using the LEDVANCE SMART+ WiFi app.

 **WIFI**



LEDVANCE LAMP/LUMINAIRE

LEDVANCE SMART+ WIFI APP

SMART HOME PREMIUM – VOICE-CONTROLLED LIGHT MANAGEMENT

LEDVANCE SMART+ Bluetooth products are designed to work perfectly by means of voice control. We recommend that you use Google's smart speakers.

 **Bluetooth MESH**

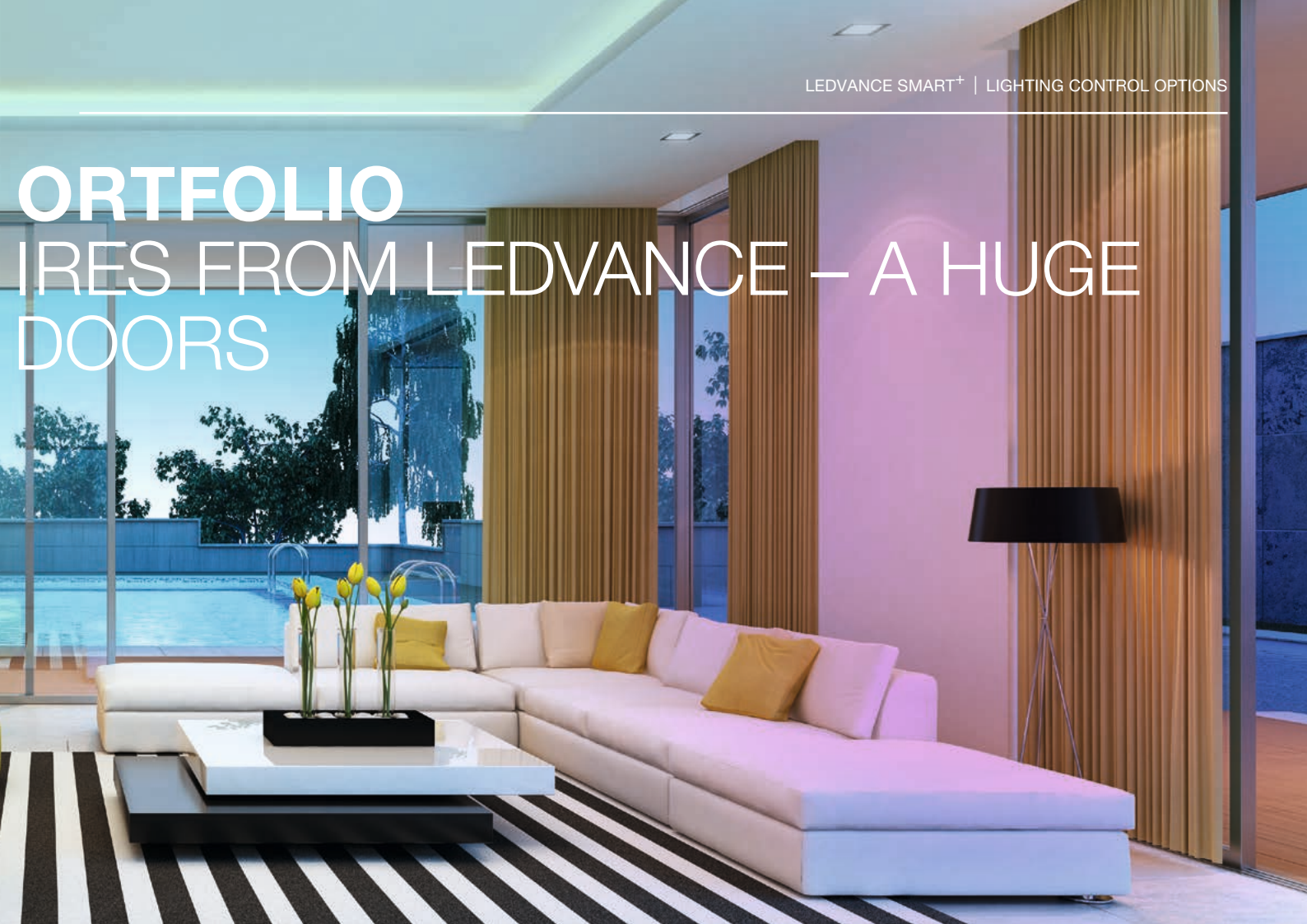


LEDVANCE LAMP/LUMINAIRE

GOOGLE NEST MINI

GOOGLE HOME APP

PORTFOLIO SOLUTIONS FROM LEDVANCE – A HUGE DOORS



SMART HOME PROFESSIONAL – LIGHTING CONTROL BY GATEWAY

Our recommendation for LEDVANCE SMART+ Zigbee products: control via a gateway and an app from one of our many partner systems.



LEDVANCE
LAMP/LUMINAIRE



SMART HOME SYSTEMS
WITH GATEWAY, E. G. BOSCH

TIPS FOR PROS

THE MOST IMPORTANT PART OF YOUR CUSTOMER ASSISTANCE WORK: THE SELECTION OF THE RIGHT LEDVANCE SMART+ TECHNOLOGY.

You can select from three different product segments to ensure that you offer the perfect system for each individual customer: SMART HOME with WiFi technology, SMART HOME PREMIUM with Bluetooth support and SMART HOME PROFESSIONAL with the Zigbee 3.0 standard. We recommend SMART+ WiFi to customers who want to use their smartphones to control their light. SMART+ Bluetooth is perfect for people who like to use voice commands and smart speakers to manage their lighting systems. SMART+ Zigbee is the perfect solution for customers who plan to use a gateway to integrate their lighting into a holistic smart home system.

Each of these segments is perfectly coordinated with the recommended control system. But we also offer alternative control systems for each segment to ensure that customers can retain flexibility in the future.

OSRAM SubstiTUBE T8 EM

THE BEST FORM OF LED TUBES

Under the SLR, most conventional fluorescent tubes will be phased out. Since **09/01/2021**, the linear **fluorescent tubes T12 and T2** may no longer be introduced to the market. **T8 fluorescent tubes** will follow on **09/01/2023**.

Our SubstiTUBE T8 EM glass portfolio, among other products, offers you a high-quality LED replacement solution that can meet the widest range of customer needs. Products that are SLR-compliant, energy efficient and perfect for the particular situation, offer superb light quality and come in the market-appropriate product segments of PRO, ADVANVED and VALUE. Also up to date: SubstiTUBE T8 Connected – the easy-to-install, wirelessly connected light solution for additional energy savings.

Do you need the right luminaire solution? We recommend the latest generation of our DAMP PROOF luminaires! You will find them at www.ledvance.com or in our **Luminaire Catalog 2021**.

You will find information about the tubes at:

www.ledvance.com/led-tubes

bitte Shortlink beantragen auf <https://www.ledvance.de/professional/produkte/produkt-stories/led-roehren-online-special>




OSRAM SubstiTUBE T8 PRO EM

▶ Page 16 – 17

Operation on CCG and mains (AC)

- Extremely high luminous flux of up to 4 100 lm
- Extremely high efficiency of up to 175 lm/W
- Low-flicker according to EU 2019/2020 ($SVM \leq 0.4$; $P_{stLM} \leq 1$)
- Shatter-proof glass tubes
- Extremely long lifetime: up to 75 000 h¹




OSRAM SubstiTUBE T8 ADVANCED EM

▶ Page 18 – 19

Operation on CCG and mains (AC)

- Very high luminous flux of up to 3 700 lm
- Very high efficiency of up to 160 lm/W
- Low-flicker according to EU 2019/2020 ($SVM \leq 0.4$; $P_{stLM} \leq 1$)
- Glass tube
- Long lifetime: up to 50 000 h¹




OSRAM SubstiTUBE T8 VALUE EM

▶ Page 20

Operation on CCG and mains (AC)

- Good luminous flux of up to 2 200 lm
- Good efficiency of up to 120 lm/W
- Low-flicker according to EU 2019/2020 ($SVM \leq 0.4$; $P_{stLM} \leq 1$)
- Glass tube
- Lifetime: up to 30 000 h¹



¹L70/B50

OSRAM SubstiTUBE T8 CONNECTED AND LEDVANCE CONNECTED SENSOR

► Page 24–26

Operation on
CCG and mains (AC)

- Communication via Zigbee 3.0
- Very high luminous flux of up to 3 600 lm
- Very high efficiency of up to 150 lm/W
- Low-flicker according to EU 2019/2020
- (SVM \leq 0.4; P_{stLM} \leq 1)
- Shatter-proof glass tubes
- Only in connection with the LEDVANCE connected sensor
- Lifetime: up to 50 000 h¹



OSRAM SubstiTUBE T8 HF AND UNIVERSAL MORE THAN A REPLACEMENT

User specific, SLR-compliant LED replacement – and much more:
The glass tubes impress users with their light quality, energy savings of up to 60 % and very short payback time.

The OSRAM SubstiTUBE T8 Universal can be operated very flexibly on CCG or ECG² and, if rewired, on mains voltage (AC). This helps to eliminate double stocks. The SubstiTUBE HF offers very good price-performance ratio and is an excellent choice for price sensitive projects. It can be operated only on ECG.

SubstiTUBE T8	Operation on		
HF	ECG ²		
UNIVERSAL	CCG	230V ³	ECG ²

OSRAM SubstiTUBE T8 PRO HF/UNIVERSAL

► Page 28, 30–31

Operation on
Universal: CCG, ECG²
and mains (AC)
HF: ECG²

- Very high luminous flux of up to 3 700 lm
- Very high efficiency of up to 161 lm/W
- Low-flicker according to EU 2019/2020
- Shatter-proof glass tubes
- Fast, easy and safe replacement
- Lifetime: up to 60 000 h¹



OSRAM SubstiTUBE T8 VALUE HF/UNIVERSAL

► Page 29, 32

Operation on
Universal: CCG, ECG²
and mains (AC)
HF: ECG²

- Good luminous flux of up to 2 800 lm
- Good efficiency of up to 116 lm/W
- Low-flicker according to EU 2019/2020
- Glass tube
- Fast, easy and safe replacement
- Lifetime: up to 30 000 h¹



¹L70/B50 | ²Check of the ECG compatibility list before installation required: www.ledvance.com/ecg-compatibility | ³ with rewiring

OSRAM SubstiTUBE T5

LOWER MAINTENANCE COSTS, HIGHER LIGHT QUALITY



SubstiTUBE T5 LED tubes are the right energy-efficient and SLR-compliant replacement for virtually all conventional T5 HO or T5 HE fluorescent tubes. Available as OSRAM SubstiTUBE T5 HF for the operation on ECG² or as OSRAM SubstiTUBE T5 AC for operation directly on mains voltage (AC). Particularly convenient: you can keep using existing luminaire.



THE BENEFITS OF BOTH PRODUCT SEGMENTS AT A GLANCE:


- Maximum luminous flux of up to 5 600 lm
- Low-flicker according to EU 2019/2020 (SVM ≤ 0.4; P_{st}LM ≤ 1)
- Shatter-proof glass tubes
- Lifetime of up to 50 000h¹

OSRAM SubstiTUBE T5 HF

▶ Page 33

Operation on
ECG²

- High energy savings and longer lifetime result in fast payback times
- Quick and easy installation
- Operation on compatible ECG^{2,3}
- Shatter-proof glass tubes



OSRAM SubstiTUBE T5 220-240V AC

▶ Page 34

Operation on
mains (AC)

- Wiring directly to AC mains, bypassing the ballast
- Removes any compatibility issues and energy losses from the control gear
- Eliminating maintenance costs associated with ballast replacements
- Shatter-proof glass tube



¹L70/B50 | ²Check of the ECG compatibility list before installation required: www.ledvance.com/ecg-compatibility
³Non-compatible with a direct mains voltage connection, 220-240V AC

SubstiTUBE APPLICATION MATRIX

OSRAM SubstiTUBE PORTFOLIO	T8							T5	T9C	
	PRO UO	PRO	ADVANCED UO	ADVANCED	VALUE	CONNECTED	FOOD	MOTION SENSOR	HF/AC MAINS	T9 C
 <p>INDUSTRY Typical operating time: 24 h/day 6 days/week Recommended illuminance: 200–500+ lux</p>	✓	✓	✓	✓					✓	
 <p>WAREHOUSE Typical operating time: 24 h/day 6 days/week Recommended illuminance: 200–300 lux</p>	✓	✓	✓	✓	✓	✓		✓ ¹	✓	
 <p>PARKING Typical operating time: 24 h/day 7 days/week Recommended illuminance: 75–300 lux</p>			✓	✓	✓	✓		✓ ¹	✓	
 <p>RETAIL Typical operating time: 15 h/day 7 days/week Recommended illuminance: 500+ lux</p>	✓	✓	✓	✓					✓	
 <p>FOOD PRESENTATION Typical operating time: 15 h/day 7 days/week Recommended illuminance: Special spectrum with high CRI-R9 level, shatter protection</p>							✓		✓	
 <p>OFFICE Typical operating time: 14 h/day 5 days/week Recommended lighting intensity: 500+ lux</p>	✓		✓						✓	✓
 <p>RESIDENTIAL AREAS Typical operating time: 2.7 h/day 7 days/week Recommended illuminance: 100+ lux</p>					✓			✓	✓	✓
 <p>OUTDOOR AREAS/PUBLIC TRANSPORTATION Typical operating time: 10 h/day 7 days/week Recommended illuminance: 5–500+ lux</p>	✓	✓	✓	✓					✓	✓
 <p>PUBLIC BUILDINGS/ SPORTS AND LEISURE Typical operating time: 15 h/day 7 days/week Recommended illuminance: 100–500+ lux</p>	✓	✓	✓	✓		✓			✓	✓

¹ < 10 light outlets

SubstiTUBE PRO Ultra Output EM^{1,2}

High performance LED tubes for electromagnetic control gears (CCG), shatterproof



1



3

PRODUCT FEATURES

- LED replacement for classic T8 fluorescent lamps with G13 socket for use in CCG luminaires or on AC mains
- Low flicker according to EU 2019/2020 (SVM $\leq 0,4$ / PstLM ≤ 1)
- Lamp tube made of glass with spliter protection e.g. for food industry applications
- VDE certified according to IEC62776
- For especially uniform illumination

PRODUCT BENEFITS

- No bending thanks to glass tube
- Shatter protection thanks to special PET coating
- Support the implementation of the HACCP concepts from production through to presentation
- Very high resistance to switching loads
- High luminous flux for sophisticated lighting tasks

AREAS OF APPLICATION

- General illumination within ambient temperatures from $-20...+50$ °C
- Illumination of production areas
- Traffic zones and corridors
- Supermarkets and department stores
- Industry

Product name	GTIN (EAN)	w/w	mm	I (mm)	W	lm	lm/W	K	°C	CRI	t _h	°	5	6	7
SubstiTUBE T8 EM Pro Ultra Output 14.9 W/3000K 1200 mm	4058075612037	36	G13	1212	14.9	2340	157	3000	190	83	75 000	D	10	1	
SubstiTUBE T8 EM Pro Ultra Output 14.9 W/4000K 1200 mm	4058075612051	36	G13	1212	14.9	2600	174	4000	190	83	75 000	C	10	1	
SubstiTUBE T8 EM Pro Ultra Output 14.9 W/6500K 1200 mm	4058075612075	36	G13	1212	14.9	2600	174	6500	190	83	75 000	C	10	1	
SubstiTUBE T8 EM Pro Ultra Output 23.4 W/3000K 1500 mm	4058075612099	58	G13	1513	23.4	3690	157	3000	190	83	75 000	D	10	1	
SubstiTUBE T8 EM Pro Ultra Output 23.4 W/4000K 1500 mm	4058075612112	58	G13	1513	23.4	4100	175	4000	190	83	75 000	C	10	1	
SubstiTUBE T8 EM Pro Ultra Output 23.4 W/6500K 1500 mm	4058075612136	58	G13	1513	23.4	4100	175	6500	190	83	75 000	C	10	1	

SAFETY ADVICE

Not suitable for operation with electronic control gear.

Operation in outdoor applications in suitable damp-proof luminaires possible according to data sheet and installation instruction.

¹ Protection class: IP20 | ² Non-dimmable | ³ You will find further information and the exact guarantee terms and conditions at www.ledvance.com/guarantee | ⁴ L70/B50 |

⁵ Energy efficiency class (EEC) on a scale of A (highest efficiency) to G (lowest efficiency)

SubstiTUBE PRO EM^{1,2}

High performance LED tubes for electromagnetic control gears (CCG), shatterproof



1



3

PRODUCT FEATURES

- LED replacement for classic T8 fluorescent lamps with G13 socket for use in CCG luminaires or on AC mains
- Low flicker according to EU 2019/2020 (SVM $\leq 0,4$ / PstLM ≤ 1)
- Lamp tube made of glass with spliter protection e.g. for food industry applications
- VDE certified according to IEC62776
- Single and tandem operation on conventional control gear (0.6 m version)

PRODUCT BENEFITS

- No bending thanks to glass tube
- Shatter protection thanks to special PET coating
- Support the implementation of the HACCP concepts from production through to presentation
- Very high resistance to switching loads
- High luminous flux for sophisticated lighting tasks

AREAS OF APPLICATION

- General illumination within ambient temperatures from $-20...+50$ °C
- Illumination of production areas
- Traffic zones and corridors
- Supermarkets and department stores
- Industry

Product name	GTIN (EAN)	WxW	W	I [mm]	W	lm	lm/W	K	°C	CRI	t _h ⁴	5	6	7
SubstiTUBE T8 EM Pro 5.4 W/3000K 438 mm	4058075614475	15	G13	450	5.4	810	150	3000	190	83	75000	D	10	1
SubstiTUBE T8 EM Pro 5.4 W/4000K 438 mm	4058075614499	15	G13	450	5.4	900	166	4000	190	83	75000	C	10	1
SubstiTUBE T8 EM Pro 6.7 W/4000K 600 mm	4058075612150	18	G13	603	6.7	1100	164	4000	190	83	75000	C	10	1
SubstiTUBE T8 EM Pro 6.7 W/6500K 600 mm	4058075612174	18	G13	603	6.7	1100	164	6500	190	83	75000	C	10	1
SubstiTUBE T8 EM Pro 10.3 W/4000K 900 mm	4058075612198	30	G13	908	10.3	1700	165	4000	190	83	75000	C	10	1
SubstiTUBE T8 EM Pro 10.3 W/6500K 900 mm	4058075612211	30	G13	908	10.3	1700	165	6500	190	83	75000	C	10	1
SubstiTUBE T8 EM Pro 12.1 W/4000K 1050 mm	4058075612235	38	G13	1060	12.1	2000	165	4000	190	83	75000	C	10	1
SubstiTUBE T8 EM Pro 12.1 W/6500K 1050 mm	4058075612259	38	G13	1060	12.1	2000	165	6500	190	83	75000	C	10	1
SubstiTUBE T8 EM Pro 12.7 W/4000K 1200 mm	4058075612273	36	G13	1212	12.7	2100	165	4000	190	83	75000	C	10	1
SubstiTUBE T8 EM Pro 12.7 W/6500K 1200 mm	4058075612297	36	G13	1212	12.7	2100	165	6500	190	83	75000	C	10	1
SubstiTUBE T8 EM Pro 18.8 W/4000K 1500 mm	4058075612310	58	G13	1513	18.8	3100	164	4000	190	83	75000	C	10	1
SubstiTUBE T8 EM Pro 18.8 W/6500K 1500 mm	4058075612334	58	G13	1513	18.8	3100	164	6500	190	83	75000	C	10	1

SAFETY ADVICE

Not suitable for operation with electronic control gear.

Operation in outdoor applications in suitable damp-proof luminaires possible according to data sheet and installation instruction.

¹ Protection class: IP20 | ² Non-dimmable | ³ You will find further information and the exact guarantee terms and conditions at www.ledvance.com/guarantee | ⁴ L70/B50 |

⁵ Energy efficiency class (EEC) on a scale of A (highest efficiency) to G (lowest efficiency)

SubstiTUBE Advanced Ultra Output^{1,2}

LED tubes for electromagnetic control gear (CCG)



1



PRODUCT FEATURES

- LED replacement for classic T8 fluorescent lamps with G13 socket for use in CCG luminaires or on AC mains
- Low flicker according to EU 2019/2020 (SVM $\leq 0,4$ / PstLM ≤ 1)
- Tube made of glass
- For especially uniform illumination
- Mercury-free and RoHS compliant

PRODUCT BENEFITS

- No bending thanks to glass tube
- Quick, simple and safe replacement without rewiring
- Energy savings of up to 60 % (compared to T8 fluorescent lamp on CCG)
- Very high resistance to switching loads
- High luminous flux for sophisticated lighting tasks

AREAS OF APPLICATION

- General illumination within ambient temperatures from -20...+50 °C
- Illumination of production areas
- Traffic zones and corridors
- Supermarkets and department stores

Product name	GTIN (EAN)	w _{eq}	W	Im	lm/W	K	°C	CRI	t _h	Energy efficiency class	RoHS	Light bulb icon		
SubstiTUBE T8 EM Advanced Ultra Output 15.6 W/3000K 1200 mm	4058075611917	36	G13	1212	15.6	2250	144	3000	190	83	50 000	D	10	1
SubstiTUBE T8 EM Advanced Ultra Output 15.6 W/4000K 1200 mm	4058075611931	36	G13	1212	15.6	2500	160	4000	190	83	50 000	C	10	1
SubstiTUBE T8 EM Advanced Ultra Output 15.6 W/6500K 1200 mm	4058075611955	36	G13	1212	15.6	2500	160	6500	190	83	50 000	C	10	1
SubstiTUBE T8 EM Advanced Ultra Output 23.1 W/3000K 1500 mm	4058075611979	58	G13	1513	23.1	3330	144	3000	190	83	50 000	D	10	1
SubstiTUBE T8 EM Advanced Ultra Output 23.1 W/4000K 1500 mm	4058075611993	58	G13	1513	23.1	3700	160	4000	190	83	50 000	C	10	1
SubstiTUBE T8 EM Advanced Ultra Output 23.1 W/6500K 1500 mm	4058075612013	58	G13	1513	23.1	3700	160	6500	190	83	50 000	C	10	1

SAFETY ADVICE

Not suitable for operation with electronic control gear.

Operation in outdoor applications in suitable damp-proof luminaires possible according to data sheet and installation instruction.

¹ Protection class: IP20 | ² Non-dimmable | ³ You will find further information and the exact guarantee terms and conditions at www.ledvance.com/guarantee | ⁴ L70/B50 | ⁵ Energy efficiency class (EEC) on a scale of A (highest efficiency) to G (lowest efficiency)

SubstiTUBE Advanced^{1,2}

LED tubes for electromagnetic control gear (CCG)



1



PRODUCT FEATURES

- LED replacement for classic T8 fluorescent lamps with G13 socket for use in CCG luminaires or on AC mains
- Low flicker according to EU 2019/2020 (SVM $\leq 0,4$ / PstLM ≤ 1)
- Single and tandem operation on conventional control gear (0.6 m version)
- Tube made of glass
- Mercury-free and RoHS compliant

PRODUCT BENEFITS

- No bending thanks to glass tube
- Quick, simple and safe replacement without rewiring
- Energy savings of up to 64 % (compared to T8 fluorescent lamp on CCG)
- Instant-on light, therefore ideally suitable in combination with sensor technology
- Very high resistance to switching loads

AREAS OF APPLICATION

- General illumination within ambient temperatures from -20...+50 °C
- Illumination of production areas
- Traffic zones and corridors
- Supermarkets and department stores
- Industry

Product name	GTIN (EAN)	W _{EM}	W	Im	Im/W	K	°C	CRI	t _h	°	5	6	7	8
SubstiTUBE T8 EM Advanced 7.3 W/4000K 600 mm	4058075611795	18	G13	603	7.3	1100	150	4000	190	83	50000	D	10	1
SubstiTUBE T8 EM Advanced 7.3 W/6500K 600 mm	4058075611818	18	G13	603	7.3	1100	150	6500	190	83	50000	D	10	1
SubstiTUBE T8 EM Advanced 14 W/4000K 1200 mm	4058075611832	36	G13	1212	14	2100	150	4000	190	83	50000	D	10	1
SubstiTUBE T8 EM Advanced 14 W/6500K 1200 mm	4058075611856	36	G13	1212	14	2100	150	6500	190	83	50000	D	10	1
SubstiTUBE T8 EM Advanced 20.6 W/4000K 1500 mm	4058075611870	58	G13	1513	20.6	3100	150	4000	190	83	50000	D	10	1
SubstiTUBE T8 EM Advanced 20.6 W/6500K 1500 mm	4058075611894	58	G13	1513	20.6	3100	150	6500	190	83	50000	D	10	1

SAFETY ADVICE

Not suitable for operation with electronic control gear.

Operation in outdoor applications in suitable damp-proof luminaires possible according to data sheet and installation instruction.

¹ Protection class: IP20 | ² Non-dimmable | ³ You will find further information and the exact guarantee terms and conditions at www.ledvance.com/guarantee | ⁴ L70/B50 |

⁵ Energy efficiency class (EEC) on a scale of A (highest efficiency) to G (lowest efficiency)

SubstiTUBE Value^{1,2}

Economic LED tubes for electromagnetic control gears (CCG)



1



PRODUCT FEATURES

- LED replacement for classic T8 fluorescent lamps with G13 socket for use in CCG luminaires or on AC mains
- Low flicker according to EU 2019/2020 (SVM $\leq 0,4$ / PstLM ≤ 1)
- Tube made of glass
- Mercury-free and RoHS compliant
- Uniform illumination

PRODUCT BENEFITS

- No bending thanks to glass tube
- Energy savings of up to 68 % (compared to T8 fluorescent lamp on CCG)
- Quick, simple and safe replacement without rewiring
- Instant-on light, therefore ideally suitable in combination with sensor technology
- Very high resistance to switching loads

AREAS OF APPLICATION

- General illumination within ambient temperatures from -20...+45 °C
- Corridors, stairways, parking garages
- Industry
- Warehouses
- Cooling and storage rooms

Product name	GTIN (EAN)	w×w	W	l (mm)	W	lm	lm/W	K	°C	CRI	t _h ⁴	5	6	7
SubstiTUBE T8 EM Value 6.6 W/3000K 600 mm	4058075611610	18	G13	603	6.6	720	109	3000	190	≥80	30000	F	10	1
SubstiTUBE T8 EM Value 6.6 W/4000K 600 mm	4058075611634	18	G13	603	6.6	800	121	4000	190	≥80	30000	E	10	1
SubstiTUBE T8 EM Value 6.6 W/6500K 600 mm	4058075611658	18	G13	603	6.6	800	121	6500	190	≥80	30000	E	10	1
SubstiTUBE T8 EM Value 15 W/3000K 1200 mm	4058075611672	36	G13	1212	15	1620	108	3000	190	≥80	30000	F	10	1
SubstiTUBE T8 EM Value 15 W/4000K 1200 mm	4058075611696	36	G13	1212	15	1800	120	4000	190	≥80	30000	E	10	1
SubstiTUBE T8 EM Value 15 W/6500K 1200 mm	4058075611719	36	G13	1212	15	1800	120	6500	190	≥80	30000	E	10	1
SubstiTUBE T8 EM Value 18.3 W/3000K 1500 mm	4058075611733	58	G13	1513	18.3	1980	108	3000	190	≥80	30000	F	10	1
SubstiTUBE T8 EM Value 18.3 W/4000K 1500 mm	4058075611757	58	G13	1513	18.3	2200	120	4000	190	≥80	30000	E	10	1
SubstiTUBE T8 EM Value 18.3 W/6500K 1500 mm	4058075611771	58	G13	1513	18.3	2200	120	6500	190	≥80	30000	E	10	1

SAFETY ADVICE

Not suitable for operation with electronic control gear.

Operation in outdoor applications in suitable damp-proof luminaires possible according to data sheet and installation instruction.

¹ Protection class: IP20 | ² Non-dimmable | ³ You will find further information and the exact guarantee terms and conditions at www.ledvance.com/guarantee | ⁴ L70/B50 | ⁵ Energy efficiency class (EEC) on a scale of A (highest efficiency) to G (lowest efficiency)

SubstiTUBE MOTION SENSOR^{1,2}

LED tubes with integrated microwave sensor for electromagnetic control gears (CCG), shatterproof



1



3

PRODUCT FEATURES

- LED replacement for classic T8 fluorescent lamps with G13 socket for use in CCG luminaires or on AC mains
- Integrated microwave sensor with motion detection
- Automatic dimming to 20 % light output after 5 minutes without motion detection
- Automatic light switch off 7 minutes after the last motion detection
- Microwave sensor with 5,8 GHz

PRODUCT BENEFITS

- Suitable for closed luminaires thanks to microwave technology
- No bending thanks to glass tube
- Shatter protection thanks to special PET coating
- Support the implementation of the HACCP concepts from production through to presentation
- Very high resistance to switching loads

AREAS OF APPLICATION

- General illumination within ambient temperatures from -20...+50 °C
- Corridors, stairways, parking garages
- Warehouses
- Walkways and corridors
- Storage rooms

Product name	GTIN (EAN)	w/w	W	lm	lm/w	K	°C	CRI	t _h	°	5	8	1	
SubstiTUBE T8 EM Motion Sensor 6.8 W/4000K 600 mm	4058075594302	18	G13	604	6.8	1100	161	4000	190	83	50000	C	8	1
SubstiTUBE T8 EM Motion Sensor 13.1 W/4000K 1200 mm	4058075594326	36	G13	1212	13.1	2100	160	4000	190	83	50000	C	8	1
SubstiTUBE T8 EM Motion Sensor 19.3 W/4000K 1500 mm	4058075594340	58	G13	1513	19.3	3100	160	4000	190	83	50000	C	8	1

SAFETY ADVICE

Not suitable for operation with electronic control gear.

Operation in outdoor applications in suitable damp-proof luminaires possible according to data sheet and installation instruction.

Recommended maximum mounting height: 5 m

¹ Protection class: IP20 | ² Non-dimmable | ³ You will find further information and the exact guarantee terms and conditions at www.ledvance.com/guarantee | ⁴ L70/B50 | ⁵ Energy efficiency class (EEC) on a scale of A (highest efficiency) to G (lowest efficiency)

SubstiTUBE FOOD 1,2

LED tubes for electromagnetic control gears (CCG), shatterproof, for food presentation



1



PRODUCT FEATURES

- LED replacement for classic T8 fluorescent lamps with G13 socket for use in CCG luminaires or on AC mains
- Lamp tube made of glass with spliter protection e.g. for food industry applications
- Specially tailored spectral distribution (comparable to T8 FL NATURA 76)
- VDE certified according to IEC62776
- Type of protection: IP20

PRODUCT BENEFITS

- Food looks fresh and appetizing without unduly “beautifying” it
- No bending thanks to glass technology
- Quick, simple and safe replacement of fluorescent lamps without rewiring the CCG
- Energy savings of up to 60 % (compared to T8 fluorescent lamp on CCG)
- Shatter protection thanks to special PET coating

AREAS OF APPLICATION

- General illumination within ambient temperatures from -20...+50 °C
- Supermarkets and department stores
- Bakeries, meat processors, butchers
- Shops
- Especially suitable for the food sector

Product name	GTIN (EAN)	w/w	W	lm	lm/w	K	°C	CRI	t _h	5	10	1		
SubstiTUBE T8 EM Food 7.9 W/3300K 900 mm EM	4058075292475	30	G13	908	7.9	750	94	3300	190	≥80	50 000	-	10	1
SubstiTUBE T8 EM Food 11.6 W/3300K 1200 mm EM	4058075292499	36	G13	1212	11.6	1100	94	3300	190	≥80	50 000	-	10	1
SubstiTUBE T8 EM Food 17.9 W/3300K 1500 mm EM	4058075292512	58	G13	1513	17.9	1700	94	3300	190	≥80	50 000	-	10	1

SAFETY ADVICE

Not suitable for operation with electronic control gear.

Operation in outdoor applications in suitable damp-proof luminaires possible according to data sheet and installation instruction.

¹ Protection class: IP20 | ² Non-dimmable | ³ You will find further information and the exact guarantee terms and conditions at www.ledvance.com/guarantee | ⁴ L70/B50 | ⁵ Energy efficiency class (EEC) on a scale of A (highest efficiency) to G (lowest efficiency)

SubstiTUBE Start

Starter for SubstiTUBE EM (CCG)



1

PRODUCT FEATURES

- Substitute starter for the replacement of a fluorescent lamp with a LED tube
- Suitable for operation with low loss or conventional control gear or line voltage
- Integrated electrical fuse

AREAS OF APPLICATION

- Not suitable for operation with electronic control gears

Product name

GTIN (EAN)



SUBSTITUBE LED T8 STARTER 10X2 OSRAM

4058075013674

20

1

SubstiTUBE Connected Advanced Ultra Output 1,2

LED tubes for electromagnetic control gears



1



PRODUCT FEATURES

- Network protocol: ZigBee 3.0 (2.4 GHz mesh network)
- Connected tube can be only operated with Connected sensor
- Dimmable only with LEDVANCE Connected Sensor

PRODUCT BENEFITS

- No bending thanks to glass technology
- Shatter protection thanks to special PET coating
- Short payback period thanks to low energy consumption and maintenance costs

AREAS OF APPLICATION

- General illumination within ambient temperatures from -20...+50 °C
- Parking lots, warehouses, production areas, stairways
- Industry
- Offices

Product name	GTIN (EAN)	WxW	W	Im	lm/W	K	°C	CRI	t _h	Energy efficiency class (EEC)	RoHS	Light bulb icon		
SubstiTUBE T8 EM CON Advanced Ultra Ouput 7.5 W/4000K 600 mm	4058075187337	18	G13	603	7.5	1100	146	4000	160	83	50 000	D	10	1
SubstiTUBE T8 EM CON Advanced Ultra Ouput 7.5 W/6500K 600 mm	4058075187351	18	G13	603	7.5	1100	146	6500	160	83	50 000	D	10	1
SubstiTUBE T8 EM CON Advanced Ultra Ouput 16 W/4000K 1200 mm	4058075187375	36	G13	1213	16	2400	150	4000	160	83	50 000	D	10	1
SubstiTUBE T8 EM CON Advanced Ultra Ouput 16 W/6500K 1200 mm	4058075187399	36	G13	1213	16	2400	150	6500	160	83	50 000	D	10	1
SubstiTUBE T8 EM CON Advanced Ultra Ouput 24 W/4000K 1500 mm	4058075187634	58	G13	1513	24	3600	150	4000	160	83	50 000	D	10	1
SubstiTUBE T8 EM CON Advanced Ultra Ouput 24 W/6500K 1500 mm	4058075187658	58	G13	1513	24	3600	150	6500	160	83	50 000	D	10	1

SAFETY ADVICE

Operation in outdoor applications in suitable damp-proof luminaires possible according to data sheet and installation instruction.

¹ Protection class: IP20 | ² Non-dimmable | ³ You will find further information and the exact guarantee terms and conditions at www.ledvance.com/guarantee | ⁴ L70/B50 | ⁵ Energy efficiency class (EEC) on a scale of A (highest efficiency) to G (lowest efficiency)

SubstiTUBE Connected Sensor Low Bay

Stand-alone sensors



1



PRODUCT FEATURES

- Wireless smart PIR motion sensor
- Mounting height up to 4 m
- Two step dimming: 20 % and 100 % light output
- Network protocol: ZigBee 3.0 (2.4 GHz mesh network)
- Connected tube can be only operated with Connected sensor

PRODUCT BENEFITS

- Multiple sensors can be networked
- Control of compatible products without Internet connection or smart devices
- Easy to install and use

AREAS OF APPLICATION

- For indoor use only (IP54)
- Passive infra red sensor for ambient temperatures between -20 and +50 °C
- Parking lots, warehouses, production areas, stairways
- Industry
- Offices

Product name	GTIN (EAN)	INFRARED	L × W × H [mm]	IP	V _{DC}	kHz ECG	Icons	Light No.
Connected Sensor ST8 LB	4058075232969	Passive infrared (PIR)	126.0 x 65	IP54	220...240	50	27	1

¹ You will find further information and the exact guarantee terms and conditions at www.ledvance.com/guarantee

SubstiTUBE Connected Sensor High Bay

Stand-alone sensors



1



PRODUCT FEATURES

- Wireless smart PIR motion sensor
- Mounting height: 4...14 m
- Two step dimming: 20 % and 100 % light output
- Network protocol: ZigBee 3.0 (2.4 GHz mesh network)
- Connected tube can be only operated with Connected sensor

PRODUCT BENEFITS

- Multiple sensors can be networked
- Control of compatible products without Internet connection or smart devices
- Easy to install and use

AREAS OF APPLICATION

- For indoor use only (IP54)
- Parking lots, warehouses, production areas, stairways
- Passive infra red sensor for ambient temperatures between -20 and +50 °C
- Industry

Product name	GTIN (EAN)	INFRARED	L x W x H [mm]	IP	V _{DC}	kHz ECG	Icons	Light No.
Connected Sensor ST8 HB	4058075232983	Passive infrared (PIR)	126.0 x 65	IP54	220...240	50	27	1

¹ You will find further information and the exact guarantee terms and conditions at www.ledvance.com/guarantee

SubstiTUBE Connected Sensor Remote

Connected Sensor Remote for LEDVANCE Connected Sensor HB and LB



1



PRODUCT FEATURES

- Compatible with LEDVANCE Connected Sensor HB and LB (Gen 2)
- Battery included (Lithium, 3 V)

PRODUCT BENEFITS

- LEDVANCE Connected sensor remote control for easy installation
- 3 years guarantee

Product name	GTIN (EAN)	L x W x H [mm]		
CONNECTED SENSOR REMOTE 10X1 LEDV	4058075374034	58.0x8.0x8	10	1

¹ You will find further information and the exact guarantee terms and conditions at www.ledvance.com/guarantee

SubstiTUBE PRO UO UN^{1,2}

LED tubes for electronic control gears (ECG), electromagnetic control gears (CCG) and mains, shatterproof



Compatibility list also online:
ledvance.com/compatibility



1



PRODUCT FEATURES

- T8 LED tube made of glass with G13 base
- Compatible with conventional and many common electronic control gears (see also compatibility list) and line voltage
- Low flicker according to EU 2019/2020
- Lamp tube made of glass with spliter protection e.g. for food industry applications
- Mercury-free and RoHS compliant

PRODUCT BENEFITS

- No bending thanks to glass technology
- Shatter protection thanks to special PET coating
- Also suitable for operation at low temperatures
- High luminous flux for sophisticated lighting tasks
- Easy installation

AREAS OF APPLICATION

- General illumination within ambient temperatures from -20...+45 °C
- Supermarkets and department stores
- Industry

Product name	GTIN (EAN)	w×w	W	Im	lm/W	K	°C	CRI	t _h ⁵	°	°	°	°	°
SubstiTUBE T8 UN Pro Ultra Output 7.5 W/3000K 600 mm ³	4058075546752	18	G13	603	7.5	1000	133	3000	190	83	60000	E	10	1
SubstiTUBE T8 UN Pro Ultra Output 7.5 W/4000K 600 mm ³	4058075546776	18	G13	603	7.5	1100	146	4000	190	83	60000	D	10	1
SubstiTUBE T8 UN Pro Ultra Output 7.5 W/6500K 600 mm ³	4058075546790	18	G13	603	7.5	1100	146	6500	190	83	60000	D	10	1
SubstiTUBE T8 UN Pro Ultra Output 15 W/4000K 1200 mm	4058075546813	36	G13	1213	15	2400	160	4000	190	83	60000	C	10	1
SubstiTUBE T8 UN Pro Ultra Output 15 W/6500K 1200 mm	4058075546837	36	G13	1213	15	2400	160	6500	190	83	60000	C	10	1
SubstiTUBE T8 UN Pro Ultra Output 23 W/4000K 1500 mm	4058075546851	58	G13	1513	23	3700	160	4000	190	83	60000	C	10	1
SubstiTUBE T8 UN Pro Ultra Output 23 W/6500K 1500 mm	4058075546875	58	G13	1513	23	3700	160	6500	190	83	60000	C	10	1

SAFETY ADVICE

Operation in outdoor applications in suitable damp-proof luminaires possible according to data sheet and installation instruction. The Tc point is marked on the base of the lamp.

¹ Protection class: IP20 | ² Non-dimmable | ³ ST8 UN is not released for tandem circuit in CCG operation | ⁴ You will find further information and the exact guarantee terms and conditions at www.ledvance.com/guarantee | ⁵ L70/B50 | ⁶ Energy efficiency class (EEC) on a scale of A (highest efficiency) to G (lowest efficiency)

SubstiTUBE Value UN^{1,2}

LED tubes for electronic control gears (ECG), electromagnetic control gears (CCG) and mains



Compatibility list also online:
ledvance.com/compatibility



1



PRODUCT FEATURES

- LED tube made of glass
- Compatible with conventional and many common electronic control gears (see also compatibility list) and line voltage
- T8 LED tube made of glass with G13 base
- Low flicker according to EU 2019/2020
- Uniform illumination
- Lifetime: up to 30,000 h
- Mercury-free and RoHS compliant

PRODUCT BENEFITS

- No bending thanks to glass technology
- Also suitable for operation at low temperatures
- Easy installation

AREAS OF APPLICATION

- General illumination within ambient temperatures from -20...+45 °C
- Corridors, stairways, parking garages
- Warehouses

Product name	GTIN (EAN)	w/w	mm	I (mm)	W	lm	lm/W	K	°C	CRI	t _h ⁴	EEC ⁵	RoHS	LEDVANCE No.
SubstiTUBE T8 UN Value 18 W/3000K 1200 mm	4058075546899	36	G13	1213	18	1850	103	3000	190	83	30000	F	10	1
SubstiTUBE T8 UN Value 18 W/4000K 1200 mm	4058075546912	36	G13	1213	18	2000	111	4000	190	83	30000	E	10	1
SubstiTUBE T8 UN Value 18 W/6500K 1200 mm	4058075546936	36	G13	1213	18	2000	111	6500	190	83	30000	E	10	1
SubstiTUBE T8 UN Value 24 W/3000K 1500 mm	4058075546950	58	G13	1513	24	2550	106	3000	190	83	30000	F	10	1
SubstiTUBE T8 UN Value 24 W/4000K 1500 mm	4058075546974	58	G13	1513	24	2800	116	4000	190	83	30000	E	10	1
SubstiTUBE T8 UN Value 24 W/6500K 1500 mm	4058075546998	58	G13	1513	24	2800	116	6500	190	83	30000	E	10	1

SAFETY ADVICE

Operation in outdoor applications in suitable damp-proof luminaires possible according to data sheet and installation instruction.

The Tc point is marked on the base of the lamp.

¹ Protection class: IP20 | ² Non-dimmable | ³ You will find further information and the exact guarantee terms and conditions at www.ledvance.com/guarantee | ⁴ L70/B50 |

⁵ Energy efficiency class (EEC) on a scale of A (highest efficiency) to G (lowest efficiency)

SubstiTUBE PRO UO HF^{1,2}

LED tubes for electronic high frequency control gears (ECG), shatterproof



Compatibility list also online:
ledvance.com/compatibility



1



PRODUCT FEATURES

- T8 LED tube made of glass with G13 base
- Compatible with many common electronic control gears (see also compatibility list)
- Low flicker according to EU 2019/2020
- Lamp tube made of glass with spliter protection e.g. for food industry applications
- Mercury-free and RoHS compliant

PRODUCT BENEFITS

- Quick, simple and safe replacement without rewiring
- Shatter protection thanks to special PET coating
- Also suitable for operation at low temperatures
- High luminous flux for sophisticated lighting tasks
- No bending thanks to glass technology

AREAS OF APPLICATION

- General illumination within ambient temperatures from -20...+45 °C
- Supermarkets and department stores
- Industry
- Offices, public buildings

Product name	GTIN (EAN)	w×w	mm	$\frac{l}{(mm)}$	W	lm	$\frac{lm}{W}$	K	°C	CRI	t _h ⁴	⁵	⊞	Light No.
SubstiTUBE T8 HF Pro Ultra Output 15 W/4000K 1200 mm	4058075545014	36	G13	1213	15	2400	160	4000	190	83	60 000	D	10	1
SubstiTUBE T8 HF Pro Ultra Output 15 W/6500K 1200 mm	4058075545038	36	G13	1213	15	2400	160	6500	190	83	60 000	D	10	1
SubstiTUBE T8 HF Pro Ultra Output 23 W/4000K 1500 mm	4058075545076	58	G13	1513	23	3700	160	4000	190	83	60 000	D	10	1
SubstiTUBE T8 HF Pro Ultra Output 23 W/6500K 1500 mm	4058075545151	58	G13	1513	23	3700	160	6500	190	83	60 000	D	10	1

SAFETY ADVICE

Operation in outdoor applications in suitable damp-proof luminaires possible according to data sheet and installation instruction.

Not suitable for operation with low-loss and conventional control gears and main voltage.

The Tc point is marked on the base of the lamp.

¹ Protection class: IP20 | ² Non-dimmable | ³ You will find further information and the exact guarantee terms and conditions at www.ledvance.com/guarantee | ⁴ L70/B50 | ⁵ Energy efficiency class (EEC) on a scale of A (highest efficiency) to G (lowest efficiency)

SubstiTUBE PRO HF^{1,2}

LED tubes for electronic high frequency control gears (ECG), shatterproof



Compatibility list also online:
ledvance.com/compatibility



1



PRODUCT FEATURES

- T8 LED tube made of glass with G13 base
- Compatible with many common electronic control gears (see also compatibility list)
- Low flicker according to EU 2019/2020
- Lamp tube made of glass with spliter protection e.g. for food industry applications
- Mercury-free and RoHS compliant

PRODUCT BENEFITS

- Quick, simple and safe replacement without rewiring
- Shatter protection thanks to special PET coating
- Also suitable for operation at low temperatures
- High luminous flux for sophisticated lighting tasks
- No bending thanks to glass technology

AREAS OF APPLICATION

- General illumination within ambient temperatures from -20...+45 °C
- Supermarkets and department stores
- Industry
- Offices, public buildings

Product name	GTIN (EAN)	w	W	Im	lm/W	K	°C	CRI	t _h	°	°	°	°	°
SubstiTUBE T8 HF Pro 7.5 W/3000K 600 mm	4058075545052	18	G13	603	7.5	1000	133	3000	190	83	60000	E	10	1
SubstiTUBE T8 HF Pro 7.5 W/4000K 600 mm	4058075545090	18	G13	603	7.5	1100	146	4000	190	83	60000	D	10	1
SubstiTUBE T8 HF Pro 7.5 W/6500K 600 mm	4058075545113	18	G13	603	7.5	1100	146	6500	190	83	60000	D	10	1
SubstiTUBE T8 HF Pro 14 W/3000K 1200 mm	4058075545137	36	G13	1213	14	1900	135	3000	190	83	60000	E	10	1
SubstiTUBE T8 HF Pro 14 W/4000K 1200 mm	4058075545175	36	G13	1213	14	2100	150	4000	190	83	60000	D	10	1
SubstiTUBE T8 HF Pro 14 W/6500K 1200 mm	4058075545205	36	G13	1213	14	2100	150	6500	190	83	60000	D	10	1
SubstiTUBE T8 HF Pro 20 W/3000K 1500 mm	4058075545229	58	G13	1513	20	2800	140	3000	190	83	60000	E	10	1
SubstiTUBE T8 HF Pro 20 W/4000K 1500 mm	4058075545243	58	G13	1513	20	3100	155	4000	190	83	60000	D	10	1
SubstiTUBE T8 HF Pro 20 W/6500K 1500 mm	4058075545267	58	G13	1513	20	3100	155	6500	190	83	60000	D	10	1

SAFETY ADVICE

Operation in outdoor applications in suitable damp-proof luminaires possible according to data sheet and installation instruction.

Not suitable for operation with low-loss and conventional control gears and main voltage.

The Tc point is marked on the base of the lamp.

¹ Protection class: IP20 | ² Non-dimmable | ³ You will find further information and the exact guarantee terms and conditions at www.ledvance.com/guarantee | ⁴ L70/B50 |

⁵ Energy efficiency class (EEC) on a scale of A (highest efficiency) to G (lowest efficiency)

SubstiTUBE Value HF^{1,2}

Economic LED tubes for electronic high frequency control gears (ECG)



Compatibility list also online:
ledvance.com/compatibility



1



PRODUCT FEATURES

- T8 LED tube made of glass with G13 base
- Compatible with many common electronic control gears (see also compatibility list)
- Low flicker according to EU 2019/2020
- Uniform illumination
- Lifetime: up to 30,000 h
- Mercury-free and RoHS compliant

PRODUCT BENEFITS

- Easy installation
- Also suitable for operation at low temperatures
- No bending thanks to glass technology

AREAS OF APPLICATION

- General illumination within ambient temperatures from -20...+45 °C
- Corridors, stairways, parking garages
- Warehouses

Product name	GTIN (EAN)	w/w	W	Im	lm/w	K	°C	CRI	t _h	°	°	°	°	
SubstiTUBE T8 HF Value 8 W/4000K 600 mm	4058075545366	18	G13	603	8	800	100	4000	190	83	30000	F	10	1
SubstiTUBE T8 HF Value 8 W/6500K 600 mm	4058075545380	18	G13	603	8	800	100	6500	190	83	30000	F	10	1

SAFETY ADVICE

Operation in outdoor applications in suitable damp-proof luminaires possible according to data sheet and installation instruction.
Not suitable for operation with low-loss and conventional control gears and main voltage.
The Tc point is marked on the base of the lamp.

¹ Protection class: IP20 | ² Non-dimmable | ³ You will find further information and the exact guarantee terms and conditions at www.ledvance.com/guarantee | ⁴ L70/B50 | ⁵ Energy efficiency class (EEC) on a scale of A (highest efficiency) to G (lowest efficiency)

SubstiTUBE T5 HF^{1,2}

LED tubes for electronic high frequency control gears



Compatibility list also online:
ledvance.com/compatibility



1



PRODUCT FEATURES

- Retrofit replacement of existing T5 lamps on HF ballast installations
- Lamp tube made of glass with spliter protection e.g. for food industry applications
- High color consistency: ≤ 5 SDCM
- Lifetime: up to 50,000 h
- Low flicker according to EU 2019/2020

PRODUCT BENEFITS

- No bending thanks to glass technology
- Quick, simple and safe replacement without rewiring
- High luminous flux for sophisticated lighting tasks

AREAS OF APPLICATION

- Offices, public buildings
- Supermarkets and department stores
- Industry
- General illumination within ambient temperatures from $-20\dots+45$ °C

Product name	GTIN (EAN)	WxW	mm	l (mm)	W	lm	lm/W	K	°C	CRI	t _h ⁴	5	6	7
SubstiTUBE T5 HF HE14 7 W/3000K 549 mm	4058075543300	14	G5	549	7	900	128	3000	190	83	50 000	E	10	1
SubstiTUBE T5 HF HE14 7 W/4000K 549 mm	4058075543324	14	G5	549	7	1000	142	4000	190	83	50 000	D	10	1
SubstiTUBE T5 HF HE14 7 W/6500K 549 mm	4058075543348	14	G5	549	7	1000	142	6500	190	83	50 000	D	10	1
SubstiTUBE T5 HF HE21 10 W/3000K 849 mm	4058075543249	21	G5	849	10	1350	135	3000	190	83	50 000	E	10	1
SubstiTUBE T5 HF HE21 10 W/4000K 849 mm	4058075543263	21	G5	849	10	1500	150	4000	190	83	50 000	D	10	1
SubstiTUBE T5 HF HE21 10 W/6500K 849 mm	4058075543287	21	G5	849	10	1500	150	6500	190	83	50 000	D	10	1
SubstiTUBE T5 HF HE28 17 W/3000K 1149 mm	4058075543188	28	G5	1149	17	2150	126	3000	190	83	50 000	E	10	1
SubstiTUBE T5 HF HE28 17 W/4000K 1149 mm	4058075543201	28	G5	1149	17	2400	141	4000	190	83	50 000	E	10	1
SubstiTUBE T5 HF HE28 17 W/6500K 1149 mm	4058075543225	28	G5	1149	17	2400	141	6500	190	83	50 000	E	10	1
SubstiTUBE T5 HF HE35 18 W/3000K 1449 mm	4058075543126	35	G5	1449	18	2550	141	3000	190	83	50 000	E	10	1
SubstiTUBE T5 HF HE35 18 W/4000K 1449 mm	4058075543140	35	G5	1449	18	2800	155	4000	190	83	50 000	D	10	1
SubstiTUBE T5 HF HE35 18 W/6500K 1449 mm	4058075543164	35	G5	1449	18	2800	155	6500	190	83	50 000	D	10	1
SubstiTUBE T5 HF H049 26 W/3000K 1449 mm	4058075543065	49	G5	1449	26	3600	138	3000	190	83	50 000	E	10	1
SubstiTUBE T5 HF H049 26 W/4000K 1449 mm	4058075543089	49	G5	1449	26	4000	153	4000	190	83	50 000	D	10	1
SubstiTUBE T5 HF H049 26 W/6500K 1449 mm	4058075543102	49	G5	1449	26	4000	153	6500	190	83	50 000	D	10	1
SubstiTUBE T5 HF H054 26 W/3000K 1149 mm	4058075543003	54	G5	1149	26	3600	138	3000	190	83	50 000	E	10	1
SubstiTUBE T5 HF H054 26 W/4000K 1149 mm	4058075543027	54	G5	1149	26	4000	153	4000	190	83	50 000	D	10	1
SubstiTUBE T5 HF H054 26 W/6500K 1149 mm	4058075543041	54	G5	1149	26	4000	153	6500	190	83	50 000	D	10	1
SubstiTUBE T5 HF H080 37 W/3000K 1449 mm	4058075542945	80	G5	1449	37	5050	136	3000	190	83	50 000	E	10	1
SubstiTUBE T5 HF H080 37 W/4000K 1449 mm	4058075542969	80	G5	1449	37	5600	151	4000	190	83	50 000	D	10	1
SubstiTUBE T5 HF H080 37 W/6500K 1449 mm	4058075542983	80	G5	1449	37	5600	151	6500	190	83	50 000	D	10	1

SAFETY ADVICE

Operation in outdoor applications in suitable damp-proof luminaires possible according to data sheet and installation instruction.

¹ Protection class: IP20 | ² Non-dimmable | ³ You will find further information and the exact guarantee terms and conditions at www.ledvance.com/guarantee | ⁴ L70/B50 | ⁵ Energy efficiency class (EEC) on a scale of A (highest efficiency) to G (lowest efficiency)

SUBSTITUBE T5 220-240V AC^{1,2}

LED tubes for operation on AC mains connection



1



PRODUCT FEATURES

- LED replacement for T5 fluorescent lamps with G5 base on AC mains
- Lamp tube made of glass with spliter protection e.g. for food industry applications
- High color consistency: ≤ 5 SDCM
- Lifetime: up to 50,000 h
- Low flicker according to EU 2019/2020

PRODUCT BENEFITS

- No bending thanks to glass technology
- Shatter protection thanks to special PET coating
- Quick, simple and safe replacement without rewiring
- High luminous flux for sophisticated lighting tasks

AREAS OF APPLICATION

- Offices, public buildings
- Supermarkets and department stores
- Industry
- General illumination within ambient temperatures from $-20\dots+45$ °C

Product name	GTIN (EAN)	w/w	mm	$\frac{l}{(mm)}$	W	lm	$\frac{lm}{W}$	K	°C	CRI	t[h] ⁴	$\frac{l}{m}$ ⁵	Icons	Light No.
SubstiTUBE T5 AC HE14 8 W/3000K 549 mm	4058075530611	14	G5	549	8	1080	135	3000	190	83	50000	D	10	1
SubstiTUBE T5 AC HE14 8 W/4000K 549 mm	4058075543560	14	G5	549	8	1200	150	4000	190	83	50000	D	10	1
SubstiTUBE T5 AC HE14 8 W/6500K 549 mm	4058075543584	14	G5	549	8	1200	150	6500	190	83	50000	D	10	1
SubstiTUBE T5 AC HE28 16 W/3000K 1149 mm	40580755630581	28	G5	1149	16	2150	134	3000	190	83	50000	E	10	1
SubstiTUBE T5 AC HE28 16 W/4000K 1149 mm	4058075543522	28	G5	1149	16	2400	150	4000	190	83	50000	D	10	1
SubstiTUBE T5 AC HE28 16 W/6500K 1149 mm	4058075543546	28	G5	1149	16	2400	150	6500	190	83	50000	D	10	1
SubstiTUBE T5 AC HE35 18 W/3000K 1449 mm	40580755630567	35	G5	1449	18	2550	142	3000	190	83	50000	D	10	1
SubstiTUBE T5 AC HE35 18 W/4000K 1449 mm	4058075543485	35	G5	1449	18	2800	155	4000	190	83	50000	D	10	1
SubstiTUBE T5 AC HE35 18 W/6500K 1449 mm	4058075543508	35	G5	1449	18	2800	155	6500	190	83	50000	D	10	1
SubstiTUBE T5 AC HO49 26 W/3000K 1449 mm	40580755630543	49	G5	1449	26	3600	138	3000	190	83	50000	D	10	1
SubstiTUBE T5 AC HO49 26 W/4000K 1449 mm	4058075543447	49	G5	1449	26	4000	153	4000	190	83	50000	D	10	1
SubstiTUBE T5 AC HO49 26 W/6500K 1449 mm	4058075543461	49	G5	1449	26	4000	153	6500	190	83	50000	D	10	1
SubstiTUBE T5 AC HO54 26 W/3000K 1149 mm	40580755630529	54	G5	1149	26	3600	138	3000	190	83	50000	D	10	1
SubstiTUBE T5 AC HO54 26 W/4000K 1149 mm	4058075543409	54	G5	1149	26	4000	153	4000	190	83	50000	D	10	1
SubstiTUBE T5 AC HO54 26 W/6500K 1149 mm	4058075543423	54	G5	1149	26	4000	153	6500	190	83	50000	D	10	1
SubstiTUBE T5 AC HO80 37 W/3000K 1449 mm	40580755630505	80	G5	1449	37	5050	136	3000	190	83	50000	D	10	1
SubstiTUBE T5 AC HO80 37 W/4000K 1449 mm	4058075543362	80	G5	1449	37	5600	151	4000	190	83	50000	D	10	1
SubstiTUBE T5 AC HO80 37 W/6500K 1449 mm	4058075543386	80	G5	1449	37	5600	151	6500	190	83	50000	D	10	1

SAFETY ADVICE

Operation in outdoor applications in suitable damp-proof luminaires possible according to data sheet and installation instruction.

Not suitable for operation with electronic control gear.

¹ Protection class: IP20 | ² Non-dimmable | ³ You will find further information and the exact guarantee terms and conditions at www.ledvance.com/guarantee | ⁴ L70/B50 |

⁵ Energy efficiency class (EEC) on a scale of A (highest efficiency) to G (lowest efficiency)

SubstiTUBE T9 EM^{1,2}

Circular LED tube for electromagnetic control gear (CCG) and AC mains



PRODUCT FEATURES

- LED alternative to classic T9 fluorescent lamps in CCG luminaires
- Uniform illumination
- Lifetime: up to 30,000 h
- Mercury-free and RoHS compliant

PRODUCT BENEFITS

- Quick, simple and safe replacement without rewiring
- Energy savings of up to 50% (compared to T9 fluorescent lamp on CCG)
- Also suitable for operation at low temperatures
- Operation directly on 230 V AC mains possible

AREAS OF APPLICATION

- General illumination within ambient temperatures from -20...+45 °C
- Corridors, stairways, parking garages
- Domestic applications
- Decorative applications

Product name	GTIN (EAN)	w×w	mm	$\frac{l}{\text{mm}}$	W	lm	$\frac{\text{lm}}{\text{W}}$	K	°C	CRI	t _h ⁴	⁵	Icons	Light No.
SubstiTUBE T9 C EM 22 12 W/4000K G10q	4058075604612	22	G10q	212	12	1320	110	4000	120	≥80	30 000	E	10	1
SubstiTUBE T9 C EM 22 12 W/6500K G10q	4058075604650	22	G10q	212	12	1320	110	6500	120	≥80	30 000	E	10	1
SubstiTUBE T9 C EM 32 20 W/4000K G10q	4058075604674	32	G10q	300	20	2200	110	4000	120	≥80	30 000	E	10	2
SubstiTUBE T9 C EM 32 20 W/6500K G10q	4058075604698	32	G10q	300	20	2200	110	6500	120	≥80	30 000	E	10	2

SAFETY ADVICE

Not suitable for operation with electronic control gear.

Operation in outdoor applications in suitable damp-proof luminaires possible according to data sheet and installation instruction.

¹ Protection class: IP20 | ² Non-dimmable | ³ You will find further information and the exact guarantee terms and conditions at www.ledvance.com/guarantee | ⁴ L70/B50 |

⁵ Energy efficiency class (EEC) on a scale of A (highest efficiency) to G (lowest efficiency)

LEDinestra DIM¹

Dimmable tubular LED lamps



Compatibility list also online:
ledvance.com/compatibility



PRODUCT FEATURES

- LED alternative to tubular incandescent lamps
- Dimmable (with many common dimmers, see also www.ledvance.com/dim)
- For especially uniform illumination
- Mercury-free lamps
- Bulb made from glass

PRODUCT BENEFITS

- Very long lifetime of up to 25,000 h
- Low energy consumption
- Good color rendering

AREAS OF APPLICATION

- Ideal for mirror lighting
- Hotels, restaurants
- Domestic applications
- Outdoor applications only in suitable luminaires

Product name	GTIN (EAN)	WxW	W	l (mm)	W	lm	lm/W	K	°	CRI	t _h ³	Energy efficiency class ⁴	Light bulb icon	No.
LEDinestra 300 mm 27 3.1 W/2700K S14s	4058075607033	27	S14s	300	3.1	275	88	2700	200	≥80	25 000	F	10	1
LEDinestra 300 mm 27 3.1 W/2700K S14d	4058075607019	27	S14d	300	3.1	275	88	2700	200	≥80	25 000	F	10	2
LEDinestra 500 mm 40 4.9 W/2700K S14s	4058075607071	40	S14s	500	4.9	470	95	2700	200	≥80	25 000	F	10	3
LEDinestra 500 mm 40 4.9 W/2700K S14d	4058075607057	40	S14d	500	4.9	470	95	2700	200	≥80	25 000	F	10	4
LEDinestra 1000 mm 75 9.9 W/2700K S14s	4058075607095	75	S14s	1000	9.9	1055	106	2700	200	≥80	25 000	F	5	5

¹ Protection class: IP20 | ² You will find further information and the exact guarantee terms and conditions at www.ledvance.com/guarantee | ³ L70/B50 | ⁴ Energy efficiency class (EEC) on a scale of A (highest efficiency) to G (lowest efficiency)

LEDinestra^{1,2}

Tubular LED lamps



PRODUCT FEATURES

- LED alternative to tubular incandescent lamps
- Uniform illumination
- Mercury-free lamps
- Bulb made from glass

PRODUCT BENEFITS

- Long lifetime of up to 15,000 h
- Low energy consumption
- Good color rendering

AREAS OF APPLICATION

- Ideal for mirror lighting
- Hotels, restaurants
- Domestic applications
- Outdoor applications only in suitable luminaires

Product name	GTIN (EAN)	w×w	mm	l (mm)	W	lm	lm/W	K	°	CRI	t _h ⁴	°	°	°
LEDinestra 300 mm 27 3.2 W/2700K S14s	4058075607132	27	S14s	300	3.2	275	85	2700	200	≥80	15 000	F	10	1
LEDinestra 300 mm 27 3.2 W/2700K S14d	4058075607118	27	S14d	300	3.2	275	85	2700	200	≥80	15 000	F	10	2
LEDinestra 500 mm 40 4.8 W/2700K S14s	4058075607170	40	S14s	500	4.8	470	97	2700	200	≥80	15 000	F	10	3
LEDinestra 500 mm 40 4.8 W/2700K S14d	4058075607156	40	S14d	500	4.8	470	97	2700	200	≥80	15 000	F	10	4

¹ Protection class: IP20 | ² Non-dimmable | ³ You will find further information and the exact guarantee terms and conditions at www.ledvance.com/guarantee | ⁴ L70/B50 |

⁵ Energy efficiency class (EEC) on a scale of A (highest efficiency) to G (lowest efficiency)

OSRAM DULUX D LED EM & AC MAINS^{1,2}

LED replacement for CFLni, with 2-pin G24d base for CCG and AC mains operation



PRODUCT FEATURES

- LED replacement for conventional compact fluorescent lamps for use in CCG luminaires or on AC mains
- Type of protection: IP20
- Rotatable base around its longitudinal axis ($\pm 90^\circ$)
- Lifetime: up to 30,000 h
- Single-ended two-pin plug-in G24d base

PRODUCT BENEFITS

- Quick, simple and safe replacement without rewiring
- Low energy consumption
- Easy relamping thanks to compact design
- Operation directly on 230 V AC mains possible

AREAS OF APPLICATION

- Supermarkets and department stores
- Walkways and corridors
- Hotels, restaurants
- Outdoor applications only in suitable luminaires

Product name	GTIN (EAN)	w	W	lm	K	CRI	$\frac{l}{d}$ (mm)	$\varnothing d$ (mm)	Δ°	t _h ⁴	η ⁵	RoHS	Light No.	
DULUX D LED EM & AC Mains 6 W/3000K	4058075558106	13	G24d-1	6	600	3000	80	148	34	120	30 000	F	10	1
DULUX D LED EM & AC Mains 6 W/4000K	4058075558182	13	G24d-1	6	660	4000	80	148	34	120	30 000	E	10	1
DULUX D LED EM & AC Mains 7 W/3000K	4058075558328	18	G24d-2	7	700	3000	80	148	34	120	30 000	F	10	2
DULUX D LED EM & AC Mains 7 W/4000K	4058075558502	18	G24d-2	7	770	4000	80	148	34	120	30 000	E	10	2
DULUX D LED EM & AC Mains 10 W/3000K	4058075558564	26	G24d-3	10	990	3000	80	171	34	120	30 000	F	10	3
DULUX D LED EM & AC Mains 10 W/4000K	4058075558601	26	G24d-3	10	1100	4000	80	171	34	120	30 000	E	10	3

SAFETY ADVICE

Not suitable for tandem operation.

¹ Protection class: IP20 | ² Non-dimmable | ³ You will find further information and the exact guarantee terms and conditions at www.ledvance.com/guarantee | ⁴ L70/B50 | ⁵ Energy efficiency class (EEC) on a scale of A (highest efficiency) to G (lowest efficiency)

OSRAM DULUX D/E LED HF & AC MAINS^{1,2}

LED replacement for CFLni, with 4-pin G24q base for ECG and AC mains operation



Compatibility list also online:
ledvance.com/compatibility



1 2



PRODUCT FEATURES

- LED replacement for conventional compact fluorescent lamps for use in ECG luminaires or on AC mains
- Single-ended four-pin plug-in G24q base
- Rotatable base around its longitudinal axis ($\pm 90^\circ$)
- Type of protection: IP20
- Lifetime: up to 30,000 h

PRODUCT BENEFITS

- Quick, simple and safe replacement
- Low energy consumption
- Operation directly on 230 V AC mains possible

AREAS OF APPLICATION

- Supermarkets and department stores
- Walkways and corridors
- Hotels, restaurants
- Outdoor applications only in suitable luminaires

Product name	GTIN (EAN)	w×w	mm	W	lm	K	CRI	$\frac{l}{d}$ (mm)	$\frac{d}{d}$ (mm)	Δ	t(h) ⁴	Energy efficiency class (EEC) ⁵	RoHS	Light No.
DULUX D/E LED HF & AC Mains 6 W/3000K	4058075558663	13	G24q-1	6	600	3000	80	143	33	120	30 000	F	10	1
DULUX D/E LED HF & AC Mains 6 W/4000K	4058075559103	13	G24q-1	6	660	4000	80	143	33	120	30 000	E	10	1
DULUX D/E LED HF & AC Mains 7 W/3000K	4058075559127	18	G24q-2	7	700	3000	80	143	33	120	30 000	F	10	1
DULUX D/E LED HF & AC Mains 7 W/4000K	4058075559158	18	G24q-2	7	770	4000	80	143	33	120	30 000	E	10	1
DULUX D/E LED HF & AC Mains 10 W/3000K	4058075559172	26	G24q-3	10	990	3000	80	170	33	120	30 000	F	10	2
DULUX D/E LED HF & AC Mains 10 W/4000K	4058075559196	26	G24q-3	10	1100	4000	80	170	33	120	30 000	E	10	2

SAFETY ADVICE

Always check the latest update of the compatibility list available on www.ledvance.com/ecg-compatibility.
Not suitable for operation with conventional control gear

¹ Protection class: IP20 | ² Non-dimmable | ³ You will find further information and the exact guarantee terms and conditions at www.ledvance.com/guarantee | ⁴ L70/B50 | ⁵ Energy efficiency class (EEC) on a scale of A (highest efficiency) to G (lowest efficiency)

OSRAM DULUX T/E LED HF & AC MAINS^{1,2}

LED replacement for CFLni, with 4-pin GX24q base for ECG and AC mains operation



Compatibility list also online:
ledvance.com/compatibility



PRODUCT FEATURES

- LED replacement for conventional compact fluorescent lamps for use in ECG luminaires or on AC mains
- Single-ended four-pin plug-in GX24q base
- Rotatable base around its longitudinal axis ($\pm 90^\circ$)
- Type of protection: IP20
- Lifetime: up to 30,000 h

PRODUCT BENEFITS

- Quick, simple and safe replacement
- Low energy consumption
- Operation directly on 230 V AC mains possible

AREAS OF APPLICATION

- Supermarkets and department stores
- Walkways and corridors
- Hotels, restaurants
- Outdoor applications only in suitable luminaires

Product name	GTIN (EAN)	w	e	W	lm	K	CRI	$\frac{l}{d}$ [mm]	\varnothing [mm]	Δ	t _h ⁴	η ⁵	RoHS	Light No.
DULUX T/E HF & AC Mains 7 W/3000K	4058075559349	18	GX24q-2	7	720	3000	80	120	45	130	30 000	F	10	1
DULUX T/E HF & AC Mains 7 W/4000K	4058075559370	18	GX24q-2	7	800	4000	80	120	45	130	30 000	E	10	1
DULUX T/E HF & AC Mains 10 W/3000K	4058075559394	26	GX24q-3	10	990	3000	80	140	45	130	30 000	F	10	2
DULUX T/E HF & AC Mains 10 W/4000K	4058075559417	26	GX24q-3	10	1 100	4000	80	140	45	130	30 000	E	10	2
DULUX T/E HF & AC Mains 16 W/3000K	4058075559431	32	GX24q-3	16	1 620	3000	80	155	45	130	30 000	F	10	3
DULUX T/E HF & AC Mains 16 W/4000K	4058075559455	32	GX24q-3	16	1 800	4000	80	155	45	130	30 000	E	10	3
DULUX T/E HF & AC Mains 20 W/3000K	4058075559479	42	GX24q-4	20	2 025	3000	80	165	45	130	30 000	F	10	4
DULUX T/E HF & AC Mains 20 W/4000K	4058075559493	42	GX24q-4	20	2 250	4000	80	165	45	130	30 000	E	10	4

SAFETY ADVICE

Always check the latest update of the compatibility list available on www.ledvance.com/ecg-compatibility.
Not suitable for operation with conventional control gear

¹ Protection class: IP20 | ² Non-dimmable | ³ You will find further information and the exact guarantee terms and conditions at www.ledvance.com/guarantee | ⁴ L70/B50 | ⁵ Energy efficiency class (EEC) on a scale of A (highest efficiency) to G (lowest efficiency)

OSRAM DULUX S LED EM & AC MAINS^{1,2}

LED replacement for short CFLni, with 2-pin G23 base for CCG and AC mains operation



PRODUCT FEATURES

- LED replacement for conventional compact fluorescent lamps for use in CCG luminaires or on AC mains
- Type of protection: IP20
- Lifetime: up to 30,000 h
- Single-ended two-pin plug-in G23 base

PRODUCT BENEFITS

- Quick, simple and safe replacement without rewiring
- Low energy consumption
- Easy relamping thanks to compact design
- Operation directly on 230 V AC mains possible

AREAS OF APPLICATION

- Supermarkets and department stores
- Walkways and corridors
- Hotels, restaurants

Product name	GTIN (EAN)	w	W	lm	K	CRI	$\frac{l}{d}$ [mm]	\varnothing [mm]	Δ °	t _h ⁴	η ⁵	RoHS	LEDVANCE	
DULUX S LED EM & AC Mains 4.5 W/3000K	4058075557994	9	G23	4.5	450	3000	80	165	32	140	30 000	F	10	1
DULUX S LED EM & AC Mains 4.5 W/4000K	4058075558045	9	G23	4.5	500	4000	80	165	32	140	30 000	E	10	1
DULUX S LED EM & AC Mains 6 W/3000K	4058075558069	11	G23	6	630	3000	80	234	32	140	30 000	F	10	2
DULUX S LED EM & AC Mains 6 W/4000K	4058075558083	11	G23	6	700	4000	80	234	32	140	30 000	E	10	2

SAFETY ADVICE

Suitable for tandem operation.

¹ Protection class: IP20 | ² Non-dimmable | ³ You will find further information and the exact guarantee terms and conditions at www.ledvance.com/guarantee | ⁴ L70/B50 |


⁵ Energy efficiency class (EEC) on a scale of A (highest efficiency) to G (lowest efficiency)

OSRAM DULUX L LED HF & AC MAINS^{1,2}

LED replacement for CFLni, with 4-pin 2G11 base for ECG and AC mains operation



Compatibility list also online:
ledvance.com/compatibility



PRODUCT FEATURES

- LED replacement for conventional compact fluorescent lamps for use in ECG luminaires or on AC mains
- Single-ended four-pin plug-in 2G11 base
- Type of protection: IP20
- Lifetime: up to 30,000 h

PRODUCT BENEFITS

- Quick, simple and safe replacement
- Simple replacement thanks to similar design as conventional compact fluorescent lamps
- Low energy consumption
- Operation directly on 230 V AC mains possible

AREAS OF APPLICATION

- Offices, public buildings
- Shops
- Hotels, restaurants
- Industry
- Outdoor applications only in suitable luminaires

Product name	GTIN (EAN)	w	W	lm	K	CRI	I (mm)	d (mm)	°	t _h ⁴	E ⁵	10	1	
DULUX L LED HF & AC Mains 8 W/3000K	4058075557390	18	2G11	8	900	3000	80	230	44	140	30000	E	10	1
DULUX L LED HF & AC Mains 8 W/4000K	4058075557499	18	2G11	8	1000	4000	80	230	44	140	30000	E	10	1
DULUX L LED HF & AC Mains 12 W/3000K	4058075559219	24	2G11	12	1350	3000	80	321	44	140	30000	E	10	2
DULUX L LED HF & AC Mains 12 W/4000K	4058075559233	24	2G11	12	1500	4000	80	321	44	140	30000	E	10	2
DULUX L LED HF & AC Mains 18 W/3000K	4058075557772	36	2G11	18	2070	3000	80	417	44	140	30000	E	10	3
DULUX L LED HF & AC Mains 18 W/4000K	4058075557833	36	2G11	18	2300	4000	80	417	44	140	30000	E	10	3
DULUX L LED HF & AC Mains 25 W/3000K	4058075559257	55	2G11	25	2950	3000	80	537	44	140	30000	E	10	4
DULUX L LED HF & AC Mains 25 W/4000K	4058075559271	55	2G11	25	3250	4000	80	537	44	140	30000	E	10	4

SAFETY ADVICE

Always check the latest update of the compatibility list available on www.ledvance.com/ecg-compatibility.

¹ Protection class: IP20 | ² Non-dimmable | ³ You will find further information and the exact guarantee terms and conditions at www.ledvance.com/guarantee | ⁴ L70/B50 | ⁵ Energy efficiency class (EEC) on a scale of A (highest efficiency) to G (lowest efficiency)

OSRAM DULUX F LED EM & AC MAINS^{1,2}

LED replacement for flat CFLni, with 4-pin 2G10 base for CCG and AC mains operation



1



PRODUCT FEATURES

- LED replacement for conventional compact fluorescent lamps for use in CCG luminaires or on AC mains
- Type of protection: IP20
- Lifetime: up to 30,000 h
- Single-ended four-pin plug-in 2G10 base

PRODUCT BENEFITS

- Quick, simple and safe replacement without rewiring
- Low energy consumption
- Easy relamping thanks to compact design
- Operation directly on 230 V AC mains possible

AREAS OF APPLICATION

- Offices
- Walkways and corridors
- Hotels, restaurants
- Outdoor applications only in suitable luminaires

Product name	GTIN (EAN)	w	W	lm	K	CRI	$\frac{l}{d}$ [mm]	\varnothing d [mm]	Δ °	t _h ⁴	η ⁵			
DULUX F LED EM & AC Mains 20 W/3000K	4058075559295	36	2G10	20	2250	3000	80	222	89	120	30 000	E	10	1
DULUX F LED EM & AC Mains 20 W/4000K	4058075559318	36	2G10	20	2500	4000	80	222	89	120	30 000	E	10	1

SAFETY ADVICE

Not suitable for tandem operation.

¹ Protection class: IP20 | ² Non-dimmable | ³ You will find further information and the exact guarantee terms and conditions at www.ledvance.com/guarantee | ⁴ L70/B50 |

⁵ Energy efficiency class (EEC) on a scale of A (highest efficiency) to G (lowest efficiency)

HQL LED PRO¹

LED replacement for HID lamps for outdoor application



PRODUCT FEATURES

- Replacement for HQL:
Suitable for operation with conventional control gear (CCG) for HQL or 230 V mains
- Replacement for other HID:
Suitable for operation with line voltage without control gear
- Power factor: 0.9
- Type of protection: IP65
- High surge protection: up to 6 kV (L-N)

PRODUCT BENEFITS

- Saves up to 78 % energy when used as replacement for mercury vapor lamps (HQL)
- Low maintenance costs thanks to long lifetime
- Instant 100 % light, no warm-up time

AREAS OF APPLICATION

- Streets
- Area lighting
- Pedestrian zones
- Parks
- Outdoor applications only in suitable luminaires

Product name	GTIN (EAN)	w×w	h	W	lm	K	CRI	$\frac{l}{d}$ [mm]	$\frac{d}{d}$ [mm]	Δ	t _h ³	EEC ⁴	RoHS	Light No.
HQL LED 1800 lm 14.5 W/2700K E27	4058075612358	50	E27	14.5	1800	2700	≥80	138	56	360	50 000	E	6	1
HQL LED 2000 lm 14.5 W/4000K E27	4058075612372	50	E27	14.5	2000	4000	≥80	138	56	360	50 000	D	6	1
HQL LED 2700 lm 21.5 W/2700K E27	4058075612396	80	E27	21.5	2700	2700	≥80	145	76	360	50 000	E	6	2
HQL LED 3000 lm 21.5 W/4000K E27	4058075612419	80	E27	21.5	3000	4000	≥80	145	76	360	50 000	D	6	2
HQL LED 3600 lm 29 W/2700K E27	4058075612433	80	E27	29	3600	2700	≥80	172	76	360	50 000	E	6	3
HQL LED 4000 lm 29 W/4000K E27	4058075612457	80	E27	29	4000	4000	≥80	172	76	360	50 000	D	6	3
HQL LED 5400 lm 41 W/2700K E27	4058075612471	125	E27	41	5400	2700	≥80	195	80	360	50 000	E	6	4
HQL LED 5400 lm 41 W/2700K E40	4058075612518	125	E40	41	5400	2700	≥80	204	80	360	50 000	E	6	5
HQL LED 6000 lm 41 W/4000K E27	4058075612495	125	E27	41	6000	4000	≥80	195	80	360	50 000	D	6	4
HQL LED 6000 lm 41 W/4000K E40	4058075612532	125	E40	41	6000	4000	≥80	204	80	360	50 000	D	6	5
HQL LED 11700 lm 90 W/2700K E40	4058075612556	250	E40	90	11 700	2700	≥80	270	110	360	50 000	E	6	6
HQL LED 13000 lm 90 W/4000K E40	4058075612570	250	E40	90	13 000	4000	≥80	270	110	360	50 000	D	6	6

SAFETY ADVICE

The bulb may be larger and heavier than the replaced bulb. Before installation it must be checked, if the luminaire and especially the holder is capable of carrying the weight of the lamp. If possible, please install the safety rope included in the package containing the lamp for the types 90 W lamps.

Not suitable for operation with ignitors

Operation on the capacitor can lead to a reduction of the power factor of the system.

When installed horizontally, the t_c point of the lamp is located on the top side of the lamp.

Use in tight luminaires and luminaires with tight reflectors not recommended.

¹ Non-dimmable | ² You will find further information and the exact guarantee terms and conditions at www.ledvance.com/guarantee | ³ L70/B50 | ⁴ Energy efficiency class (EEC) on a scale of A (highest efficiency) to G (lowest efficiency)

NAV LED¹

LED replacement for high-pressure sodium vapor lamps in outdoor applications



PRODUCT FEATURES

- Very high efficiency of up to 185 lm/W
- System power Factor: > 0.7
- Type of protection: IP40
- High surge protection: up to 4 kV (L-N)
- Long lifetime of up to 50,000h (L70B50)

PRODUCT BENEFITS

- Direct retrofit for traditional high-pressure sodium vapor lamps (NAV): operation on CCG, compensation capacitor and ignitor without rewiring
- Saves up to 52 % energy when used as replacement for NAV lamps
- Additional cost savings thanks to compatibility with CCG with power reduction (“night-time switching”)
- Low maintenance costs and cost savings thanks to long lifetime
- Similar light distribution as traditional NAV lamps

AREAS OF APPLICATION

- Streets
- Area lighting
- Pedestrian zones
- Parks

Product name	GTIN (EAN)	w&w	⌀	W	lm	K	CRI	l [mm]	∅ d [mm]	∠°	t [h]	Ⓜ ⁴	Ⓜ ⁴	Ⓜ ⁴
NAV LED 3600 lm 23 W/2700K E27	4058075453685	50	E27	23	3600	2700	70	190	70	360	50 000	D	10	1
NAV LED 4000 lm 23 W/4000K E27	4058075453708	50	E27	23	4000	4000	70	190	70	360	50 000	D	10	1
NAV LED 5400 lm 35 W/2700K E27	4058075453722	70	E27	35	5400	2700	70	190	70	360	50 000	D	10	2
NAV LED 6000 lm 35 W/4000K E27	4058075453746	70	E27	35	6000	4000	70	190	70	360	50 000	D	10	2
NAV LED 8100 lm 50 W/2700K E40	4058075453760	100	E40	50	8100	2700	70	260	70	360	50 000	D	10	3
NAV LED 9000 lm 50 W/4000K E40	4058075453784	100	E40	50	9000	4000	70	260	70	360	50 000	C	10	3
NAV LED 10800 lm 65 W/2700K E40	4058075453807	150	E40	65	10800	2700	70	260	70	360	50 000	D	10	4
NAV LED 12000 lm 65 W/4000K E40	4058075453821	150	E40	65	12000	4000	70	260	70	360	50 000	C	10	4

SAFETY ADVICE

Outdoor applications only in suitable luminaires (lamp type of protection IP40).

The compliance with the required luminous intensity for the application has to be checked before the installation. The total energy efficiency and light distribution depends on the lighting system design.

Not suitable for operation with 230 V line voltage.

The operation on a CCG with power tapping may lead to a reduction of the power factor of the system during the time of power reduction.

The removal of the compensation capacitor may lead to a reduction of the power factor of the system.

Only suitable for temperatures of up to 50°C inside of the luminaire. Use in tight luminaires and luminaires with tight reflectors not recommended.

¹ Non-dimmable | ² You will find further information and the exact guarantee terms and conditions at www.ledvance.com/guarantee | ³ L70/B50 | ⁴ Energy efficiency class (EEC) on a scale of A (highest efficiency) to G (lowest efficiency)

HQL LED HIGHBAY¹

LED replacement for HID lamps for high-bay luminaires



PRODUCT FEATURES

- Replacement for HQL:
Suitable for operation with conventional control gear (CCG) for HQL or 230 V mains
- Replacement for other HID:
Suitable for operation with line voltage without control gear
- Power factor: 0.9
- Type of protection: IP40
- High surge protection: up to 4 kV (L-N)

PRODUCT BENEFITS

- Energy savings of up to 65 % when replacing mercury vapor lamps (HQL)
- Effective thermal management for wide operating temperature range
- Low maintenance costs thanks to long lifetime
- Instant 100 % light, no warm-up time

AREAS OF APPLICATION

- LED alternative for applications requiring a high luminous flux
- Industrial and storage facilities
- Outdoor applications only in suitable luminaires

Product name	GTIN (EAN)	WxWxH	W	lm	K	CRI	I [mm]	d [mm]	△	t _h ³	Energy efficiency class (EEC) ⁴	Quantity	No.
HQL LED HIGHBAY 250 115° 95 W/4000K E40	4058075612594	250 E40 95	13000	4000	80	278	190	115	50000	E	4	1	
HQL LED HIGHBAY 400 117° 140 W/4000K E40	4058075612617	400 E40 140	20000	4000	80	310	229	117	50000	D	4	2	

SAFETY ADVICE

The bulb may be larger and heavier than the replaced bulb. Before installation it must be checked, if the luminaire and especially the holder is capable of carrying the weight of the lamp. Safety sling has to be installed.

Only suitable for temperatures of up to 50°C inside of the luminaire.

Not suitable for operation with ignitors

Operation on the capacitor can lead to a reduction of the power factor of the system.

To ensure full light efficiency and product lifetime, it is recommended to detach any glass or cover of the luminaire.

¹ Non-dimmable | ² You will find further information and the exact guarantee terms and conditions at www.ledvance.com/guarantee | ³ L70/B50 | ⁴ Energy efficiency class (EEC) on a scale of A (highest efficiency) to G (lowest efficiency)

HQI LED HIGHBAY¹

LED replacement for HID lamps for high-bay luminaires



1



PRODUCT FEATURES

- Type of protection: IP40
- High surge protection: up to 4 kV (L-N)

PRODUCT BENEFITS

- Direct replacement for traditional HQI and NAV lamps thanks to CCG and ignitor compatibility
- Energy savings of up to 68 % when replacing traditional HQI lamps
- Effective thermal management for wide operating temperature range
- Low maintenance costs thanks to long lifetime
- Instant 100 % light, no warm-up time

AREAS OF APPLICATION

- LED alternative for applications requiring a high luminous flux
- Industrial and storage facilities
- Outdoor applications only in suitable luminaires

Product name	GTIN (EAN)	w	W	lm	K	CRI	I [mm]	d [mm]	°	t _h ³	°	°	°	°
HQI HIGHBAY 250 120° 95 W/4000K E40	4058075612631	250	E40	95	13000	4000	≥80	307	230	120	50000	E	4	1
HQI HIGHBAY 400 120° 140 W/4000K E40	4058075612655	400	E40	140	20000	4000	≥80	307	230	120	50000	E	4	1

SAFETY ADVICE

Not suitable for operation with 230 V line voltage.

The bulb may be larger and heavier than the replaced bulb. Before installation it must be checked, if the luminaire and especially the holder is capable of carrying the weight of the lamp.

Safety sling has to be installed.

To ensure full light efficiency and product lifetime, it is recommended to detach any glass or cover of the luminaire.

Only suitable for temperatures of up to 50°C inside of the luminaire.

¹ Non-dimmable | ² You will find further information and the exact guarantee terms and conditions at www.ledvance.com/guarantee | ³ L70/B50 | ⁴ Energy efficiency class (EEC) on a scale of A (highest efficiency) to G (lowest efficiency)

LED PIN 12 V DIM¹

Dimmable low-voltage 12 V LED lamps with retrofit pin base



Compatibility list also online:
ledvance.com/compatibility



1 2



PRODUCT FEATURES

- Dimmable (with many common dimmers, see also www.ledvance.com/dim)
- Compatible with many common conventional and electronic control gears (see also compatibility list)
- LED alternative to low voltage halogen lamps
- Base: G4, GY6.35

PRODUCT BENEFITS

- Variable use at Direct Current and Alternating Current
- Good all-around light emission
- Ideal for decorative and free-burning applications
- Very long lifetime of up to 25,000 h
- Four year guarantee

AREAS OF APPLICATION

- Decorative applications
- Atmospheric accent lighting throughout the home
- Outdoor applications only in suitable luminaires

Product name	GTIN (EAN)	w	ΔW	W	lm	K	CRI	\downarrow (lm)	\emptyset d (mm)	\triangle C	t (h) ⁴	lm/l ⁵		
P DIM PIN 20 320° 2 W/2700K G4	4058075622388	20	G4	2	200	2700	≥80	40	15	320	25 000	F	20	1
NEW P DIM PIN 40 320° 4.5 W/2700K GY6.35	4058075607255	40	GY6.35	4.5	470	2700	≥80	50	18	320	20 000	F	6	2

SAFETY ADVICE

To ensure full light efficiency and product lifetime, it is recommended to detach any glass or cover of the luminaire.

¹ Protection class: IP20 | ² 4058075622388 | ³ 4058075607255 | ⁴ L70/B50 | ⁵ Energy efficiency class (EEC) on a scale of A (highest efficiency) to G (lowest efficiency)

LED PIN MICRO 12 V^{1,2}

Small sized low-voltage 12 V LED lamps with retrofit pin base



Compatibility list also online:
ledvance.com/compatibility



1



PRODUCT FEATURES

- Compatible with many common conventional and electronic control gears (see also compatibility list)
- LED alternative to low voltage halogen lamps
- Base: G4

PRODUCT BENEFITS

- Extremely small dimensions
- Variable use at Direct Current and Alternating Current
- Good all-around light emission
- Ideal for decorative and free-burning applications
- Long lifetime of up to 15,000 h

AREAS OF APPLICATION

- Decorative applications
- Atmospheric accent lighting throughout the home
- Outdoor applications only in suitable luminaires

Product name	GTIN (EAN)	W _W	W _{lm}	W	lm	K	CRI	$\frac{l}{d}$ (mm)	$\frac{d}{d}$ (mm)	Δ	t _h ⁴	$\frac{l}{d}$ ⁵	RoHS	No.
PIN MICRO 10 300° 1 W/2700K G4	4058075523098	10	G4	1	100	2700	≥80	30	10	300	15000	F	6	1

SAFETY ADVICE

To ensure full light efficiency and product lifetime, it is recommended to detach any glass or cover of the luminaire.


¹ Protection class: IP20 | ² Non-dimmable | ³ You will find further information and the exact guarantee terms and conditions at www.ledvance.com/guarantee | ⁴ L70/B50 | ⁵ Energy efficiency class (EEC) on a scale of A (highest efficiency) to G (lowest efficiency)

PARATHOM LED PIN 12V^{1,2}

Low-voltage 12 V LED lamps with retrofit pin base



Compatibility list also online:
ledvance.com/compatibility



PRODUCT FEATURES

- Compatible with many common conventional and electronic control gears (see also compatibility list)
- LED alternative to low voltage halogen lamps
- Base: G4, GY6.35

PRODUCT BENEFITS

- Variable use at Direct Current and Alternating Current
- Good all-around light emission
- Ideal for decorative and free-burning applications
- Long lifetime of up to 15,000 h
- Four year guarantee

AREAS OF APPLICATION

- Decorative applications
- Atmospheric accent lighting throughout the home
- Shops, hotels and restaurants
- Outdoor applications only in suitable luminaires

Product name	GTIN (EAN)	w	W	lm	K	CRI	l [mm]	d [mm]	°	t [h]	5	⊞ No.		
P PIN 10 0.9 W/2700K G4	4058075622722	10	G4	0.9	100	2700	≥80	33	12	320	15000	F	20	1
P PIN 20 1.8 W/2700K G4	4058075622692	20	G4	1.8	200	2700	≥80	36	13	300	15000	F	20	2
P PIN 30 2.6 W/2700K G4	4058075622449	30	G4	2.6	300	2700	≥80	40	14	320	15000	F	20	3
P PIN 30 2.6W/2700K GY6.35	4058075622418	30	GY6.35	2.6	300	2700	≥80	40	14	300	15000	F	20	4
NEW P PIN 40 4W/2700K GY6.35	4058075622357	40	GY6.35	4	470	2700	≥80	50	18	320	15000	F	20	5

SAFETY ADVICE

To ensure full light efficiency and product lifetime, it is recommended to detach any glass or cover of the luminaire.

¹ Protection class: IP20 | ² Non-dimmable | ³ You will find further information and the exact guarantee terms and conditions at www.ledvance.com/guarantee | ⁴ L70/B50 | ⁵ Energy efficiency class (EEC) on a scale of A (highest efficiency) to G (lowest efficiency)

PARATHOM DIM LED PIN G9¹

Dimmable LED lamps with retrofit pin base G9



Compatibility list also online:
ledvance.com/compatibility



PRODUCT FEATURES

- Dimmable (with many common dimmers, see also www.ledvance.com/dim)
- LED alternative to high voltage halogen lamps

PRODUCT BENEFITS

- Good all-around light emission
- Very long lifetime of up to 25,000 h
- Ideal for decorative and free-burning applications
- Five year guarantee

AREAS OF APPLICATION

- Atmospheric accent lighting throughout the home
- Shops, hotels and restaurants
- Outdoor applications only in suitable luminaires

Product name	GTIN (EAN)	w	W	lm	K	CRI	$\frac{l}{d}$ (mm)	\varnothing d (mm)	Δ	t _h ³	Energy efficiency class ⁴	RoHS	No.	
NEW P DIM PIN 30 3 W/2700K G9	4058075622890	30	G9	3	320	2700	≥80	52	16	300	25 000	F	20	1
P DIM PIN 40 4 W/2700K G9	4058075622265	40	G9	4	470	2700	≥80	59	18	320	25 000	E	20	2

SAFETY ADVICE

To ensure full light efficiency and product lifetime, it is recommended to detach any glass or cover of the luminaire.

¹ Protection class: IP20 | ² You will find further information and the exact guarantee terms and conditions at www.ledvance.com/guarantee | ³ L70/B50 | ⁴ Energy efficiency class (EEC) on a scale of A (highest efficiency) to G (lowest efficiency)

PARATHOM LED PIN G9^{1,2}

LED lamps with retrofit pin base G9



PRODUCT FEATURES

- LED alternative to conventional high voltage lamps
- Good quality of light; color rendering index R_a : ≥ 80 ; constant chromaticity

PRODUCT BENEFITS

- Good all-around light emission
- Long lifetime of up to 15,000 h
- Four year guarantee

AREAS OF APPLICATION

- Atmospheric accent lighting throughout the home
- Shops, hotels and restaurants
- Outdoor applications only in suitable luminaires

Product name	GTIN (EAN)	W _W	W _W	W	lm	K	CRI	$\frac{l}{d}$ [mm]	ϕ d [mm]	Δ	t _h ⁴	Energy efficiency class ⁵	RoHS	Light No.
P PIN 20 1.9 W/2700K G9	4058075625969	20	G9	1.9	200	2700	≥ 80	46	15	300	15 000	F	20	1
P PIN 30 2.6 W/2700K G9	4058075626041	30	G9	2.6	320	2700	≥ 80	47	15	300	15 000	E	20	2
P PIN 30 2.6 W/4000K G9	4058075626010	30	G9	2.6	320	4000	≥ 80	47	15	300	15 000	E	20	2
P PIN 40 4.2 W/2700K G9	4058075626072	40	G9	4.2	470	2700	≥ 80	52	19	300	15 000	E	20	3
P PIN 40 4.2 W/4000K G9	4058075626102	40	G9	4.2	470	4000	≥ 80	52	19	300	15 000	E	20	3
P PIN 50 4.8 W/2700K G9	4058075622234	50	G9	4.8	600	2700	≥ 80	59	18	320	15 000	E	20	4
P PIN 50 4.8 W/4000K G9	4058075622203	50	G9	4.8	600	4000	≥ 80	59	18	320	15 000	E	20	4

SAFETY ADVICE

To ensure full light efficiency and product lifetime, it is recommended to detach any glass or cover of the luminaire.

¹ Protection class: IP20 | ² Non-dimmable | ³ You will find further information and the exact guarantee terms and conditions at www.ledvance.com/guarantee | ⁴ L70/B50 |

⁵ Energy efficiency class (EEC) on a scale of A (highest efficiency) to G (lowest efficiency)

PARATHOM SPECIAL T26^{1,2}

Special LED lamps for refrigerators



PRODUCT FEATURES

- LED alternative to conventional high voltage lamps
- Good quality of light; color rendering index $R_a: \geq 80$; constant chromaticity

PRODUCT BENEFITS

- Extremely small dimensions
- Good all-around light emission
- Ideal for decorative and free-burning applications
- Long lifetime of up to 15,000 h
- Four year guarantee

AREAS OF APPLICATION

- Small designer luminaires
- Domestic refrigerators
- Sewing machines
- Outdoor applications only in suitable luminaires

Product name	GTIN (EAN)	W _{eq}	W	lm	K	CRI	$\frac{l}{d}$ [mm]	\varnothing [mm]	Δ	t _h ³	Energy efficiency class ⁴	Light No.	Light No.	
P SPC.T26 12 2.2 W/2700K E14	4058075616912	12	E14	2.2	110	2700	≥ 80	63	26	300	15 000	G	20	1
P SPC.T26 20 2.3 W/2700K E14	4058075620254	20	E14	2.3	200	2700	≥ 80	63	25	160	15 000	F	20	2
P SPC.T26 20 2.3 W/6500K E14	4058075620155	20	E14	2.3	200	6500	≥ 80	63	25	160	15 000	F	20	2
P SPC.T26 25 2.8 W/2700K E14	4058075616875	25	E14	2.8	250	2700	≥ 80	63	26	300	15 000	F	20	3
P SPC.T26 25 2.8 W/6500K E14	4058075616837	25	E14	2.8	250	6500	≥ 80	63	26	300	15 000	F	20	3
P SPC.T26 40 4 W/2700K E14	4058075616790	40	E14	4	470	2700	≥ 80	80	25	300	15 000	E	20	4

¹ Protection class: IP20 | ² Non-dimmable | ³ You will find further information and the exact guarantee terms and conditions at www.ledvance.com/guarantee | ⁴ L70/B50 |

⁵ Energy efficiency class (EEC) on a scale of A (highest efficiency) to G (lowest efficiency)

LED SPECIAL T26^{1,2}

Small special LED lamps with E14 screw base



PRODUCT FEATURES

- LED alternative to conventional high voltage lamps
- Good quality of light; color rendering index $R_a: \geq 80$; constant chromaticity

PRODUCT BENEFITS

- Extremely small dimensions
- Good all-around light emission
- Ideal for decorative and free-burning applications
- Long lifetime of up to 15,000 h
- Three year guarantee

AREAS OF APPLICATION

- Domestic refrigerators
- Atmospheric accent lighting throughout the home
- Small designer luminaires
- Sewing machines
- Outdoor applications only in suitable luminaires

Product name	GTIN (EAN)	WxWxH	Base	W	lm	K	CRI	$\frac{l}{d}$ [mm]	$\varnothing d$ [mm]	Δ°	t[h] ⁴	Energy efficiency class ⁵	Quantity	Light No.
SPC.T26 5 1.6 W/2400K E14	4058075432819	5	E14	1.6	50	2400	≥ 80	63	26	300	15 000	G	6	1
SPC.T26 55 6.5 W/2700K E14	4058075432963	55	E14	6.5	730	2700	≥ 80	80	25	300	15 000	E	6	2

¹ Protection class: IP20 | ² Non-dimmable | ³ You will find further information and the exact guarantee terms and conditions at www.ledvance.com/guarantee | ⁴ L70/B50 | ⁵ Energy efficiency class (EEC) on a scale of A (highest efficiency) to G (lowest efficiency)

LED SPECIAL T SLIM DIM^{1,2}

Dimmable slim LED lamps



Compatibility list also online:
ledvance.com/compatibility



PRODUCT FEATURES

- Dimmable (with many common dimmers, see also www.ledvance.com/dim)
- LED alternative to conventional high voltage lamps
- Good quality of light; color rendering index $R_a: \geq 80$; constant chromaticity

PRODUCT BENEFITS

- Easy replacement of halogen lamps thanks to compact design
- Ideal in particular for many small designer luminaires
- Lower thermal output (compared with the standard reference product)
- Three year guarantee

AREAS OF APPLICATION

- Small designer luminaires
- Wherever compact and efficient lamps are needed
- Outdoor applications only in suitable luminaires

Product name	GTIN (EAN)	w	W	lm	K	CRI	$\frac{l}{d}$ (mm)	$\frac{d}{d}$ (mm)	Δ°	t _h ⁴	Energy efficiency class (EEC) ⁵	Light bulb icon	No.	
NEW T SLIM DIM 60 320° 7 W/2700K E14	4058075607316	60	E14	7	806	2700	80	92	20	320	15000	E	6	1
NEW T SLIM DIM 60 320° 7 W/2700K GU10	4058075607378	60	GU10	7	806	2700	80	82	20	320	15000	E	6	2
NEW T SLIM DIM 60 320° 7.3 W/2700K E27	4058075607347	60	E27	7.3	806	2700	80	90	32	320	15000	E	6	3
T SLIM DIM 75 320° 9 W/2700K B15d	4058075607194	75	B15d	9	1055	2700	≥ 80	100	18	320	15000	E	4	4

SAFETY ADVICE

To ensure full light efficiency and product lifetime, it is recommended to detach any glass or cover of the luminaire.

¹ Protection class: IP20 | ² Non-dimmable | ³ You will find further information and the exact guarantee terms and conditions at www.ledvance.com/guarantee | ⁴ L70/B50 | ⁵ Energy efficiency class (EEC) on a scale of A (highest efficiency) to G (lowest efficiency)

LED SPECIAL T SLIM^{1,2}

Slim LED lamps with B15d base



1



3

PRODUCT FEATURES

- LED replacement for halogen lamps with B15d base
- Good quality of light; color rendering index R_a : ≥ 80 ; constant chromaticity
- Not dimmable

PRODUCT BENEFITS

- Easy replacement of halogen lamps thanks to compact design
- Ideal in particular for many small designer luminaires
- Long lifetime of up to 15,000 h
- Very low energy consumption
- Lower thermal output (compared with the standard reference product)

AREAS OF APPLICATION

- Small designer luminaires
- Luxurious living areas
- Outdoor applications only in suitable luminaires

Product name	GTIN (EAN)	w	W	lm	K	CRI	$\frac{l}{d}$ (mm)	$\frac{d}{d}$ (mm)	Δ	t(h)	E		
SPC.T SLIM 60 320° 7 W/2700K B15d	4058075606968	60	B15d	7	806	2700	80	90	18	320	15000	E	4

SAFETY ADVICE

To ensure full light efficiency and product lifetime, it is recommended to detach any glass or cover of the luminaire.

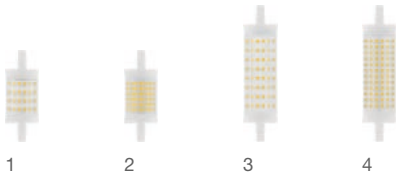
¹ Protection class: IP20 | ² Non-dimmable | ³ You will find further information and the exact guarantee terms and conditions at www.ledvance.com/guarantee | ⁴ L70/B50 | ⁵ Energy efficiency class (EEC) on a scale of A (highest efficiency) to G (lowest efficiency)

PARATHOM DIM LINE R7s¹

Dimmable double-ended special LED lamps



Compatibility list also online:
ledvance.com/compatibility



PRODUCT FEATURES

- Dimmable (with many common dimmers, see also www.ledvance.com/dim)
- LED alternative to conventional R7s lamps
- Good quality of light; color rendering index $R_a: \geq 80$; constant chromaticity

PRODUCT BENEFITS

- Fits into most R7s luminaires thanks to excentric base
- Good all-around light emission
- Lower thermal output (compared with the standard reference product)
- Five year guarantee

AREAS OF APPLICATION

- General illumination within ambient temperatures from $-20...+40\text{ }^\circ\text{C}$
- Hospitality
- Domestic applications
- Outdoor applications only in suitable luminaires

Product name	GTIN (EAN)	w	e	w	lm	K	CRI	$\frac{l}{d}$ (mm)	$\frac{d}{d}$ (mm)	Δ	t _h ³	$\frac{l}{l}$ ⁴		
P DIM LINE 78.0 mm 75 9.5 W/2700K R7s	4058075626935	75	R7s	9.5	1055	2700	80	78	28	300	25000	E	20	1
P DIM LINE 78.0 mm 100 12 W/2700K R7s	4058075626966	100	R7s	12	1521	2700	80	78	28	300	25000	E	20	2
P DIM LINE 118.0 mm 125 16 W/2700K R7s	4058075626812	125	R7s	16	2000	2700	80	118	28	300	25000	E	20	3
P DIM LINE 118.0 mm 150 19 W/2700K R7s	4058075626782	150	R7s	19	2452	2700	80	118	28	300	25000	E	20	4

SAFETY ADVICE

To ensure full light efficiency and product lifetime, it is recommended to detach any glass or cover of the luminaire.

¹ Protection class: IP20 | ² You will find further information and the exact guarantee terms and conditions at www.ledvance.com/guarantee | ³ L70/B50 | ⁴ Energy efficiency class (EEC) on a scale of A (highest efficiency) to G (lowest efficiency)

PARATHOM LINE R7s^{1,2}

Double-ended special LED lamps



PRODUCT FEATURES

- LED alternative to conventional R7s lamps
- Good quality of light; color rendering index R_a : ≥ 80 ; constant chromaticity

PRODUCT BENEFITS

- Fits into most R7s luminaires thanks to excentric base
- Good all-around light emission
- Long lifetime of up to 15,000 h
- Lower thermal output (compared with the standard reference product)
- Four year guarantee

AREAS OF APPLICATION

- General illumination within ambient temperatures from $-20...+40\text{ }^\circ\text{C}$
- Hospitality
- Domestic applications
- Outdoor applications only in suitable luminaires

Product name	GTIN (EAN)	w \geq W	$\frac{W}{lm}$	W	lm	K	CRI	$\frac{l}{d}$ [mm]	$\frac{\phi}{d}$ [mm]	Δ	t[h] ⁴	$\frac{l}{E}$ ⁵	$\frac{l}{No.}$	No.
P LINE R7s 78.0 mm 60 6.5 W/2700K R7s	4058075653283	60	R7s	6.5	806	2700	80	78	29	330	15000	E	20	1
P LINE R7s 78.0 mm 75 8.2 W/2700K R7s	4058075653221	75	R7s	8.2	1055	2700	80	78	29	330	15000	E	20	1
P LINE R7s 78.0 mm 100 12 W/2700K R7s	4058075627055	100	R7s	12	1521	2700	80	78	28	300	15000	E	20	2
P LINE R7s 118.0 mm 100 13 W/2700K R7s	4058075626874	100	R7s	13	1521	2700	80	118	28	300	15000	E	20	3
P LINE R7s 118.0 mm 125 16 W/2700K R7s	4058075626843	125	R7s	16	2000	2700	80	118	28	300	15000	E	20	4
P LINE R7s 118.0 mm 150 19 W/2700K R7s	4058075626904	150	R7s	19	2452	2700	80	118	28	300	15000	E	20	5

SAFETY ADVICE

To ensure full light efficiency and product lifetime, it is recommended to detach any glass or cover of the luminaire.

¹ Protection class: IP20 | ² Non-dimmable | ³ You will find further information and the exact guarantee terms and conditions at www.ledvance.com/guarantee | ⁴ L70/B50 | ⁵ Energy efficiency class (EEC) on a scale of A (highest efficiency) to G (lowest efficiency)

LED SLIM LINE R7S^{1,2}

Slim LED lamps with retrofit base R7s



PRODUCT FEATURES

- LED alternative to conventional R7s lamps
- Good quality of light; color rendering index R_a : ≥ 80 ; constant chromaticity

PRODUCT BENEFITS

- Particularly compact dimensions
- Lower thermal output (compared with the standard reference product)
- Long lifetime of up to 15,000 h
- Three year guarantee

AREAS OF APPLICATION

- General illumination within ambient temperatures from $-20...+40\text{ }^\circ\text{C}$
- Outdoor applications only in suitable luminaires

Product name	GTIN (EAN)	w	W	lm	K	CRI	$\frac{l}{d}$ (mm)	$\varnothing d$ (mm)	Δ°	t(h) ⁴	E ⁵	No.	No.	
SLIM LINE R7s 78.0 mm 60 6 W/2700K R7s	4058075432710	60	R7s	7	806	2700	80	78	20	300	15000	E	6	1
SLIM LINE R7s 118.0 mm 100 11 W/2700K R7s	4058075432734	100	R7s	12	1521	2700	80	118	20	300	15000	E	6	2

SAFETY ADVICE

To ensure full light efficiency and product lifetime, it is recommended to detach any glass or cover of the luminaire.

¹ Protection class: IP20 | ² Non-dimmable | ³ You will find further information and the exact guarantee terms and conditions at www.ledvance.com/guarantee | ⁴ L70/B50 |

⁵ Energy efficiency class (EEC) on a scale of A (highest efficiency) to G (lowest efficiency)

LED STAR LINE S19^{1,2}

Special LED lamps with S19 base



1



PRODUCT FEATURES

- LED alternative to conventional lamps
- Mercury-free lamps

PRODUCT BENEFITS

- Long life
- Low energy consumption
- No UV and near-IR radiation in the light beam
- Three year guarantee

AREAS OF APPLICATION

- Domestic applications
- Outdoor applications only in suitable luminaires

Product name	GTIN (EAN)	w	W	lm	K	CRI	$\frac{l}{d}$ (mm)	$\frac{d}{l}$ (mm)	Δ°	t(h) ⁴	Energy efficiency class (EEC) ⁵	No. of lamps per box	No.	
ST LINE S19 9 W/2700K 310.0 mm	4052899955066	60	S19 s	9	806	2700	≥80	310	38	140	15000	F	10	1

¹ Protection class: IP20 | ² Non-dimmable | ³ You will find further information and the exact guarantee terms and conditions at www.ledvance.com/guarantee | ⁴ L70/B50 | ⁵ Energy efficiency class (EEC) on a scale of A (highest efficiency) to G (lowest efficiency)

CIRCOLUX LED^{1,2}

Circular LED lamps with E27 screw base



1



3

PRODUCT FEATURES

- Fold out base before first use
- Good quality of light; color rendering index R_a : ≥ 80 ; constant chromaticity
- Not dimmable

PRODUCT BENEFITS

- High luminous flux
- Long lifetime of up to 15,000 h
- Low energy consumption
- Three year guarantee

AREAS OF APPLICATION

- LED alternative for applications requiring a high luminous flux
- General illumination
- Large shades and pendant luminaires
- Outdoor applications only in suitable luminaires

Product name	GTIN (EAN)	WxWxH	W	lm	K	CRI	$\frac{l}{d}$ (mm)	$\frac{d}{d}$ (mm)	Δ	t(h) ⁴	Energy efficiency class (EEC) ⁵	RoHS	No.	
CIR 100 160° 14.5 W/2700K E27	4058075606999	100	E27	14.5	1521	2700	80	86	260	160	15000	F	4	1

¹ Protection class: IP20 | ² Non-dimmable | ³ You will find further information and the exact guarantee terms and conditions at www.ledvance.com/guarantee | ⁴ L70/B50 | ⁵ Energy efficiency class (EEC) on a scale of A (highest efficiency) to G (lowest efficiency)

PARATHOM PRO CLASSIC A¹

LED lamps with classic bulbs



Compatibility list also online:
ledvance.com/compatibility



1



PRODUCT FEATURES

- Professional LED lamps for line voltage
- Beam angle: up to 300°
- Dimmable
- Color rendering index R_a: 95

PRODUCT BENEFITS

- Lamps with innovative LED „filament“ technology
- Design, dimensions, luminous flux comparable to a halogen lamp
- Very low energy consumption
- No UV and near-IR radiation in the light beam
- Instant 100 % light, no warm-up time

AREAS OF APPLICATION

- Perfect for decorative installations
- Domestic applications
- General illumination
- Outdoor use in outdoor luminaires only (minimum IP65)

Product name	GTIN (EAN)	w	W	lm	K	CRI	$\frac{l}{d}$ (mm)	$\frac{d}{d}$ (mm)	Light color	t _h ⁴	Energy efficiency class ⁵	RoHS	No.	
P PRO CLAS A 40 4 W/2700K E27 ²	4058075591813	40	E27	4	470	2700	≥95	105	60	clear	15 000	E	10	1
P PRO CLAS A 60 7.5 W/2700K E27 ²	4058075591790	60	E27	7.5	806	2700	≥95	105	60	clear	15 000	F	10	1

¹ Protection class: IP20 | ² Dimmable (with many common dimmers, see also www.ledvance.com/dim) All technical parameters apply to the entire lamp. Due to the complex production process for light-emitting diodes, the typical values shown for the technical LED parameters are purely statistical values that do not necessarily match the actual technical parameters of each individual product, which can vary from the typical value | ³ You will find further information and the exact guarantee terms and conditions at www.ledvance.com/guarantee | ⁴ L70/B50 | ⁵ Energy efficiency class (EEC) on a scale of A (highest efficiency) to G (lowest efficiency)

PARATHOM PRO CLASSIC B¹

LED lamps, classic mini-candle shape



Compatibility list also online:
ledvance.com/compatibility



1



PRODUCT FEATURES

- Professional LED lamps for line voltage
- Beam angle: up to 300°
- Dimmable
- Color rendering index R_a : 95

PRODUCT BENEFITS

- Lamps with innovative LED „filament“ technology
- Design, dimensions, luminous flux comparable to a halogen lamp
- Very low energy consumption
- No UV and near-IR radiation in the light beam
- Instant 100 % light, no warm-up time

AREAS OF APPLICATION

- Perfect for decorative installations
- Domestic applications
- General illumination
- Outdoor use in outdoor luminaires only (minimum IP65)

Product name	GTIN (EAN)	w	W	lm	K	CRI	$\frac{l}{d}$ (mm)	$\frac{d}{l}$ (mm)	Light type	t _h ⁴	Energy efficiency class ⁵	Box	No.	
P PRO CLAS B 40 4 W/2700K E14 ²	4058075591776	40	E14	4	470	2700	≥95	100	35	clear	15000	E	10	1

¹ Protection class: IP20 | ² Dimmable (with many common dimmers, see also www.ledvance.com/dim) All technical parameters apply to the entire lamp. Due to the complex production process for light-emitting diodes, the typical values shown for the technical LED parameters are purely statistical values that do not necessarily match the actual technical parameters of each individual product, which can vary from the typical value | ³ You will find further information and the exact guarantee terms and conditions at www.ledvance.com/guarantee | ⁴ L70/B50 | ⁵ Energy efficiency class (EEC) on a scale of A (highest efficiency) to G (lowest efficiency)

PARATHOM PRO CLASSIC P¹

LED lamps, classic mini-ball shape



Compatibility list also online:
ledvance.com/compatibility



1

2



PRODUCT FEATURES

- Professional LED lamps for line voltage
- Beam angle: up to 300°
- Dimmable
- Color rendering index R_a : 95

PRODUCT BENEFITS

- Lamps with innovative LED „filament“ technology
- Design, dimensions, luminous flux comparable to a halogen lamp
- Very low energy consumption
- No UV and near-IR radiation in the light beam
- Instant 100 % light, no warm-up time

AREAS OF APPLICATION

- Perfect for decorative installations
- Domestic applications
- General illumination
- Outdoor use in outdoor luminaires only (minimum IP65)

Product name	GTIN (EAN)	w	W	lm	K	CRI	$\frac{l}{d}$ [mm]	$\frac{d}{l}$ [mm]	Light color	t _h ⁴	Energy efficiency class ⁵	RoHS	No.	
P PRO CLAS P 40 4 W/2700K E14 ²	4058075591752	40	E14	4	470	2700	≥95	77	45	clear	15 000	E	10	1
P PRO CLAS P 40 4 W/2700K E27 ²	4058075591738	40	E27	4	470	2700	≥95	77	45	clear	15 000	E	10	2

¹ Protection class: IP20 | ² Dimmable (with many common dimmers, see also www.ledvance.com/dim) All technical parameters apply to the entire lamp. Due to the complex production process for light-emitting diodes, the typical values shown for the technical LED parameters are purely statistical values that do not necessarily match the actual technical parameters of each individual product, which can vary from the typical value | ³ You will find further information and the exact guarantee terms and conditions at www.ledvance.com/guarantee | ⁴ L70/B50 | ⁵ Energy efficiency class (EEC) on a scale of A (highest efficiency) to G (lowest efficiency)

PARATHOM CLASSIC A DIM¹

Dimmable LED lamps, classic bulb shape



Compatibility list also online:
ledvance.com/compatibility



PRODUCT FEATURES

- Professional LED lamps for line voltage
- Beam angle: up to 300°
- Dimmable
- Base: E27, B22d
- Lifetime: up to 15,000 h

PRODUCT BENEFITS

- Design, dimensions, luminous flux comparable to an incandescent or halogen lamp
- Very low energy consumption
- Robust against vibrations
- No UV and near-IR radiation in the light beam
- Instant 100 % light, no warm-up time

AREAS OF APPLICATION

- Perfect for decorative installations
- Domestic applications
- General illumination
- Outdoor use in outdoor luminaires only (minimum IP65)

Product name	GTIN (EAN)	w	W	lm	K	CRI	$\frac{l}{d}$ (mm)	$\frac{\phi}{d}$ (mm)	Light bulb icon	t _h ⁴	Energy efficiency class ⁵	Box icon	Light bulb icon No.	
P CLAS A 40 4.8 W/2700K E27 ²	4058075591158	40	E27	4.8	470	2700	≥80	105	60	clear	15 000	F	10	1
P CLAS A 40 4.8 W/2700K E27 ²	4058075591271	40	E27	4.8	470	2700	≥80	105	60	frosted	15 000	F	10	2
P CLAS A 60 6.5 W/2700K B22d ²	4058075591073	60	B22d	6.5	806	2700	≥80	104	60	clear	15 000	E	10	3
P CLAS A 60 6.5 W/2700K E27 ²	4058075591172	60	E27	6.5	806	2700	≥80	105	60	clear	15 000	E	10	1
P CLAS A 60 6.5 W/2700K E27 ²	4058075591295	60	E27	6.5	806	2700	≥80	105	60	frosted	15 000	E	10	2
P CLAS A 60 6.5 W/2700K B22d ²	4058075590854	60	B22d	6.5	806	2700	≥80	104	60	frosted	15 000	E	10	4
P CLAS A 60 6.5 W/4000K E27 ²	4058075590830	60	E27	6.5	806	4000	≥80	105	60	frosted	15 000	E	10	2
P CLAS A 75 7.5 W/2700K E27 ²	4058075591097	75	E27	7.5	1 055	2700	≥80	105	60	clear	15 000	D	10	5
P CLAS A 75 7.5 W/2700K E27 ²	4058075591110	75	E27	7.5	1 055	2700	≥80	105	60	frosted	15 000	D	10	2
P CLAS A 75 7.5 W/4000K E27 ²	4058075591059	75	E27	7.5	1 055	4000	≥80	105	60	frosted	15 000	D	10	2
P CLAS A 100 11 W/2700K E27 ²	4058075590878	100	E27	11	1 521	2700	≥80	105	60	clear	15 000	D	10	6
P CLAS A 100 11 W/2700K E27 ²	4058075590892	100	E27	11	1 521	2700	≥80	105	60	frosted	15 000	D	10	2
P CLAS A 150 18 W/2700K E27 ²	4058075592179	150	E27	18	2 452	2700	≥80	128	70	frosted	15 000	D	10	7

¹ Protection class: IP20 | ² Dimmable (with many common dimmers, see also www.ledvance.com/dim) | ³ You will find further information and the exact guarantee terms and conditions at www.ledvance.com/guarantee | ⁴ L70/B50 | ⁵ Energy efficiency class (EEC) on a scale of A (highest efficiency) to G (lowest efficiency)

PARATHOM CLASSIC A^{1,2}

LED lamps, classic bulb shape



PRODUCT FEATURES

- Professional LED lamps for line voltage
- Beam angle: up to 300°
- Not dimmable
- Base: E27
- Lifetime: up to 15,000 h

PRODUCT BENEFITS

- Lamps with innovative LED „filament“ technology
- Design, dimensions, luminous flux comparable to an incandescent or halogen lamp
- Very low energy consumption
- No UV and near-IR radiation in the light beam
- Instant 100 % light, no warm-up time

AREAS OF APPLICATION

- Perfect for decorative installations
- Domestic applications
- General illumination
- Outdoor use in outdoor luminaires only (minimum IP65)

Product name	GTIN (EAN)	W ^W	W ^W	W	lm	K	CRI	$\frac{l}{d}$ (mm)	$\frac{d}{d}$ (mm)		t _h ⁵			
P CLAS A 40 4 W/2700K E27 ³	4058075592131	40	E27	4	470	2700	≥80	105	60	clear	15 000	E	10	1
P CLAS A 40 4 W/2700K E27 ³	4058075592070	40	E27	4	470	2700	≥80	105	60	frosted	15 000	E	10	2
P CLAS A 40 4 W/2700K B22d ⁴	4058075592094	40	B22d	4	470	2700	≥80	104	60	frosted	15 000	E	10	3
P CLAS A 40 4 W/2700K B22d ³	4058075592155	40	B22d	4	470	2700	≥80	104	60	clear	15 000	E	10	4
P CLAS A 40 4 W/4000K E27 ³	4058075591714	40	E27	4	470	4000	≥80	105	60	clear	15 000	E	10	1
P CLAS A 40 4 W/4000K E27 ³	4058075592056	40	E27	4	470	4000	≥80	105	60	frosted	15 000	E	10	2
P CLAS A 60 6.5 W/2700K E27 ³	4058075592032	60	E27	6.5	806	2700	≥80	105	60	clear	15 000	E	10	5
P CLAS A 60 6.5 W/2700K B22d ⁴	4058075591950	60	B22d	6.5	806	2700	≥80	104	60	frosted	15 000	E	10	3
P CLAS A 60 6.5 W/2700K E27 ³	4058075591936	60	E27	6.5	806	2700	≥80	105	60	frosted	15 000	E	10	2
P CLAS A 60 6.5 W/2700K B22d ⁴	4058075591875	60	B22d	6.5	806	2700	≥80	104	60	clear	15 000	E	10	4
P CLAS A 60 6.5 W/4000K E27 ³	4058075591998	60	E27	6.5	806	4000	≥80	105	60	clear	15 000	E	10	5
P CLAS A 60 6.5 W/4000K E27 ³	4058075591912	60	E27	6.5	806	4000	≥80	105	60	frosted	15 000	E	10	2
P CLAS A 75 7.5 W/2700K E27 ³	4058075591677	75	E27	7.5	1 055	2700	≥80	105	60	clear	15 000	D	10	6
P CLAS A 75 7.5 W/2700K E27 ³	4058075591592	75	E27	7.5	1 055	2700	≥80	105	60	frosted	15 000	D	10	2
P CLAS A 75 7.5 W/4000K E27 ³	4058075591639	75	E27	7.5	1 055	4000	≥80	105	60	clear	15 000	D	10	6
P CLAS A 75 7.5 W/4000K E27 ³	4058075591578	75	E27	7.5	1 055	4000	≥80	105	60	frosted	15 000	D	10	2
P CLAS A 100 11 W/2700K E27 ³	4058075590311	100	E27	11	1 521	2700	≥80	105	60	clear	15 000	D	10	7
P CLAS A 100 11 W/2700K E27 ³	4058075590199	100	E27	11	1 521	2700	≥80	105	60	frosted	15 000	D	10	2
P CLAS A 100 11 W/4000K E27 ³	4058075591530	100	E27	11	1 521	4000	≥80	105	60	clear	15 000	D	10	7
P CLAS A 150 17 W/2700K E27 ³	4058075591837	150	E27	17	2 452	2700	≥80	118	70	frosted	15 000	D	10	8
P CLAS A 150 17 W/4000K E27 ³	4058075591851	150	E27	17	2 452	4000	≥80	118	70	frosted	15 000	D	10	8
P CLAS A 200 24 W/2700K E27 ³	4058075619111	200	E27	24	3 452	2700	≥80	162	95	frosted	15 000	D	4	9
P CLAS A 200 24 W/4000K E27 ³	4058075619135	200	E27	24	3 452	4000	≥80	162	95	frosted	15 000	D	4	9

¹ Protection class: IP20 | ² Non-dimmable | ³ All technical parameters apply to the entire lamp. Due to the complex production process for light-emitting diodes, the typical values shown for the technical LED parameters are purely statistical values that do not necessarily match the actual technical parameters of each individual product, which can vary from the typical value | ⁴ You will find further information and the exact guarantee terms and conditions at www.ledvance.com/guarantee | ⁵ L70/B50 | ⁶ Energy efficiency class (EEC) on a scale of A (highest efficiency) to G (lowest efficiency)

PARATHOM CLASSIC B DIM¹

Dimmable LED lamps, classic bulb shape



Compatibility list also online:
ledvance.com/compatibility



PRODUCT FEATURES

- Professional LED lamps for line voltage
- Dimmable
- Lifetime: up to 15,000 h
- Beam angle: up to 300°
- Lamp made of glass

PRODUCT BENEFITS

- Design, dimensions, luminous flux comparable to an incandescent lamp
- Very low energy consumption
- Robust against vibrations
- Instant 100 % light, no warm-up time
- Can be easily fitted instead of ordinary light bulbs

AREAS OF APPLICATION

- Perfect for decorative installations
- Domestic applications
- General illumination
- Outdoor use in outdoor luminaires only (minimum IP65)

Product name	GTIN (EAN)	WxWxH	W	lm	K	CRI	I (mm)	d (mm)	Light bulb icon	t _h ⁴	Energy efficiency class ⁵	Box icon	No.
P CLAS B 40 4.8 W/2700K E14 ²	4058075591219	40 x 40 x 40	40	470	2700	≥80	97	35	clear	15 000	F	10	1
P CLAS B 40 4.8 W/2700K E27 ²	4058075590670	40 x 40 x 40	40	470	2700	≥80	95	35	clear	15 000	F	10	2
P CLAS B 40 4.8 W/2700K E14 ²	4058075591257	40 x 40 x 40	40	470	2700	≥80	97	35	frosted	15 000	F	10	3
P CLAS B 40 4.8 W/2700K B22d ²	4058075590755	40 x 40 x 40	40	470	2700	≥80	94	35	frosted	15 000	F	10	4
P CLAS B 60 5.5 W/2700K E14 ²	4058075590717	60 x 60 x 60	60	806	2700	≥80	100	35	frosted	15 000	E	10	3

¹ Protection class: IP20 | ² Dimmable (with many common dimmers, see also www.ledvance.com/dim) | ³ You will find further information and the exact guarantee terms and conditions at www.ledvance.com/guarantee | ⁴ L70/B50 | ⁵ Energy efficiency class (EEC) on a scale of A (highest efficiency) to G (lowest efficiency)

PARATHOM CLASSIC B^{1,2}

LED lamps, classic mini-candle shape



PRODUCT FEATURES

- Professional LED lamps for line voltage
- Beam angle: up to 300°
- Not dimmable
- Base: E14
- Lifetime: up to 15,000 h

PRODUCT BENEFITS

- Lamps with innovative LED „filament“ technology
- Design, dimensions, luminous flux comparable to an incandescent or halogen lamp
- No UV and near-IR radiation in the light beam
- Instant 100 % light, no warm-up time
- Can be easily fitted instead of ordinary light bulbs

AREAS OF APPLICATION

- Perfect for decorative installations
- Domestic applications
- General illumination
- Outdoor use in outdoor luminaires only (minimum IP65)

Product name	GTIN (EAN)	WxWxH	Base	W	lm	K	CRI	I [mm]	d [mm]	Light type	t _h ⁵	Energy efficiency class ⁶	Quantity	No.
P CLAS B 25 2.5 W/2700K E14 ³	4058075590533	25	E14	2.5	250	2700	≥80	100	35	clear	15 000	F	10	1
P CLAS B 25 2.5 W/2700K B22d ³	4058075590274	25	B22d	2.5	250	2700	≥80	91	35	clear	15 000	F	10	2
P CLAS B 25 2.5 W/2700K E14 ³	4058075590519	25	E14	2.5	250	2700	≥80	100	35	frosted	15 000	F	10	3
P CLAS B 40 4 W/2700K E14 ³	4058075590458	40	E14	4	470	2700	≥80	100	35	clear	15 000	E	10	4
P CLAS B 40 4 W/2700K B22d ³	4058075591516	40	B22d	4	470	2700	≥80	91	35	clear	15 000	E	10	5
P CLAS B 40 4 W/2700K E27 ³	4058075591479	40	E27	4	470	2700	≥80	92	35	clear	15 000	E	10	6
P CLAS B 40 4 W/2700K B22d ³	4058075591899	40	B22d	4	470	2700	≥80	91	35	frosted	15 000	E	10	7
P CLAS B 40 4 W/2700K E14 ³	4058075590359	40	E14	4	470	2700	≥80	100	35	frosted	15 000	E	10	3
P CLAS B 40 4 W/4000K E14 ³	4058075591493	40	E14	4	470	4000	≥80	100	35	clear	15 000	E	10	4
P CLAS B 60 5.5 W/2700K E14 ³	4058075591011	60	E14	5.5	806	2700	≥80	100	35	clear	15 000	D	10	4
P CLAS B 60 5.5 W/2700K E14 ³	4058075591035	60	E14	5.5	806	2700	≥80	100	35	frosted	15 000	D	10	8

¹ Protection class: IP20 | ² Non-dimmable | ³ All technical parameters apply to the entire lamp. Due to the complex production process for light-emitting diodes, the typical values shown for the technical LED parameters are purely statistical values that do not necessarily match the actual technical parameters of each individual product, which can vary from the typical value | ⁴ You will find further information and the exact guarantee terms and conditions at www.ledvance.com/guarantee | ⁵ L70/B50 | ⁶ Energy efficiency class (EEC) on a scale of A (highest efficiency) to G (lowest efficiency)

PARATHOM CLASSIC BA^{1,2}

LED lamps, classic bulb shape



1

GLASS

LEDVANCE
4
year
guarantee

PRODUCT FEATURES

- Professional LED lamps for line voltage
- Beam angle: up to 300°
- Not dimmable
- Base: E14
- Lifetime: up to 15,000 h

PRODUCT BENEFITS

- Lamps with innovative LED „filament“ technology
- Design, dimensions, luminous flux comparable to an incandescent or halogen lamp
- Very low energy consumption
- No UV and near-IR radiation in the light beam
- Instant 100 % light, no warm-up time

AREAS OF APPLICATION

- Perfect for decorative installations
- Domestic applications
- General illumination
- Outdoor use in outdoor luminaires only (minimum IP65)

Product name	GTIN (EAN)	w	W	lm	K	CRI	$\frac{l}{d}$ (mm)	$\frac{d}{l}$ (mm)	Light bulb icon	t _h ⁵	Energy efficiency class icon ⁶	Box icon	No.	
P CLAS BA 40 4 W/2700K E14 ³	4058075590250	40	E14	4	470	2700	≥80	121	35	clear	15000	E	10	1

¹ Protection class: IP20 | ² Non-dimmable | ³ All technical parameters apply to the entire lamp. Due to the complex production process for light-emitting diodes, the typical values shown for the technical LED parameters are purely statistical values that do not necessarily match the actual technical parameters of each individual product, which can vary from the typical value | ⁴ You will find further information and the exact guarantee terms and conditions at www.ledvance.com/guarantee | ⁵ L70/B50 | ⁶ Energy efficiency class (EEC) on a scale of A (highest efficiency) to G (lowest efficiency)

PARATHOM CLASSIC BW^{1,2}

LED lamps, classic bulb shape



1



PRODUCT FEATURES

- Professional LED lamps for line voltage
- Beam angle: up to 300°
- Not dimmable
- Base: E14
- Lifetime: up to 15,000 h

PRODUCT BENEFITS

- Lamps with innovative LED „filament“ technology
- Design, dimensions, luminous flux comparable to an incandescent or halogen lamp
- No UV and near-IR radiation in the light beam
- Instant 100 % light, no warm-up time
- Can be easily fitted instead of ordinary light bulbs

AREAS OF APPLICATION

- Perfect for decorative installations
- Domestic applications
- General illumination
- Outdoor use in outdoor luminaires only (minimum IP65)

Product name	GTIN (EAN)	W	lm	K	CRI	I [mm]	d [mm]	Light bulb icon	t [h]	Energy efficiency icon	Energy efficiency class	Beam angle icon	Beam angle value	Base icon	Base value	Quantity icon	Quantity
P CLAS BW 40 4 W/2700K E14 ³	4058075590236	40	E14	4	470	2700	≥80	100	35	clear	15000	E	10	1			

¹ Protection class: IP20 | ² Non-dimmable | ³ All technical parameters apply to the entire lamp. Due to the complex production process for light-emitting diodes, the typical values shown for the technical LED parameters are purely statistical values that do not necessarily match the actual technical parameters of each individual product, which can vary from the typical value | ⁴ You will find further information and the exact guarantee terms and conditions at www.ledvance.com/guarantee | ⁵ L70/B50 | ⁶ Energy efficiency class (EEC) on a scale of A (highest efficiency) to G (lowest efficiency)

PARATHOM CLASSIC P DIM¹

Dimmable LED lamps, classic bulb shape



Compatibility list also online:
ledvance.com/compatibility



PRODUCT FEATURES

- Professional LED lamps for line voltage
- Dimmable
- Lifetime: up to 15,000 h
- Beam angle: up to 300°
- Lamp made of glass

PRODUCT BENEFITS

- Design, dimensions, luminous flux comparable to an incandescent lamp
- Very low energy consumption
- Robust against vibrations
- Lamps with innovative LED „filament“ technology
- Instant 100 % light, no warm-up time

AREAS OF APPLICATION

- Perfect for decorative installations
- Domestic applications
- General illumination
- Outdoor use in outdoor luminaires only (minimum IP65)

Product name	GTIN (EAN)	w	e	W	lm	K	CRI	$\frac{l}{d}$ [mm]	ϕ [mm]	Light bulb icon	t _h ⁴	Energy efficiency icon ⁵	Box icon	Light bulb icon No.
P CLAS P 25 2.8 W/2700K E14 ²	4058075591134	25	E14	2.8	250	2700	≥80	78	45	frosted	15 000	F	10	1
P CLAS P 25 2.8 W/2700K E27 ²	4058075590816	25	E27	2.8	250	2700	≥80	77	45	frosted	15 000	F	10	2
P CLAS P 40 4.8 W/2700K E27 ²	4058075590694	40	E27	4.8	470	2700	≥80	77	45	clear	15 000	F	10	3
P CLAS P 40 4.8 W/2700K E14 ²	4058075591196	40	E14	4.8	470	2700	≥80	78	45	clear	15 000	F	10	4
P CLAS P 40 4.8 W/2700K E14 ²	4058075591233	40	E14	4.8	470	2700	≥80	78	45	frosted	15 000	F	10	1
P CLAS P 40 4.8 W/2700K E27 ²	4058075590779	40	E27	4.8	470	2700	≥80	77	45	frosted	15 000	F	10	2
P CLAS P 40 4.8 W/2700K B22d ²	4058075590793	40	B22d	4.8	470	2700	≥80	76	45	frosted	15 000	F	10	5
P CLAS P 60 6.5 W/2700K E14 ²	4058075590731	60	E14	6.5	806	2700	≥80	78	45	frosted	15 000	E	10	1

¹ Protection class: IP20 | ² Dimmable (with many common dimmers, see also www.ledvance.com/dim) | ³ You will find further information and the exact guarantee terms and conditions at www.ledvance.com/guarantee | ⁴ L70/B50 | ⁵ Energy efficiency class (EEC) on a scale of A (highest efficiency) to G (lowest efficiency)

PARATHOM CLASSIC P^{1,2}

LED lamps, classic mini-ball shape



PRODUCT FEATURES

- Professional LED lamps for line voltage
- Beam angle: up to 300°
- Not dimmable
- Lifetime: up to 15,000 h
- Lamp made of glass

PRODUCT BENEFITS

- Lamps with innovative LED „filament“ technology
- Design, dimensions, luminous flux comparable to an incandescent or halogen lamp
- Very low energy consumption
- No UV and near-IR radiation in the light beam
- Instant 100 % light, no warm-up time

AREAS OF APPLICATION

- Perfect for decorative installations
- Domestic applications
- General illumination
- Outdoor use in outdoor luminaires only (minimum IP65)

Product name	GTIN (EAN)	w	W	lm	K	CRI	$\frac{l}{d}$ [mm]	$\frac{d}{d}$ [mm]	Light bulb icon	t _h ⁵	Energy efficiency icon ⁶	Box icon	Light bulb icon No.	
P CLAS P 15 1.5 W/2700K E27 ³	4058075590557	15	E27	1.5	136	2700	≥80	77	45	clear	15 000	F	10	1
P CLAS P 25 2.5 W/2700K E14 ³	4058075590472	25	E14	2.5	250	2700	≥80	77	45	clear	15 000	F	10	2
P CLAS P 25 2.5 W/2700K E27 ³	4058075590410	25	E27	2.5	250	2700	≥80	77	45	clear	15 000	F	10	1
P CLAS P 25 2.5 W/2700K E14 ³	4058075590496	25	E14	2.5	250	2700	≥80	77	45	frosted	15 000	F	10	3
P CLAS P 25 2.5 W/2700K E27 ³	4058075590212	25	E27	2.5	250	2700	≥80	77	45	frosted	15 000	F	10	4
P CLAS P 40 4 W/2700K E14 ³	4058075590397	40	E14	4	470	2700	≥80	77	45	clear	15 000	E	10	5
P CLAS P 40 4 W/2700K E14 ³	4058075590335	40	E14	4	470	2700	≥80	77	45	frosted	15 000	E	10	3
P CLAS P 40 4 W/2700K B22d ³	4058075591370	40	B22d	4	470	2700	≥80	76	45	frosted	15 000	E	10	6
P CLAS P 40 4 W/2700K E27 ³	4058075591356	40	E27	4	470	2700	≥80	77	45	frosted	15 000	E	10	4
P CLAS P 60 5.5 W/2700K E14 ³	4058075590977	60	E14	5.5	806	2700	≥80	77	45	clear	15 000	D	10	5
P CLAS P 60 5.5 W/2700K E27 ³	4058075590953	60	E27	5.5	806	2700	≥80	77	45	clear	15 000	D	10	7
P CLAS P 60 5.5 W/2700K E14 ³	4058075590991	60	E14	5.5	806	2700	≥80	77	45	frosted	15 000	D	10	8

¹ Protection class: IP20 | ² Non-dimmable | ³ All technical parameters apply to the entire lamp. Due to the complex production process for light-emitting diodes, the typical values shown for the technical LED parameters are purely statistical values that do not necessarily match the actual technical parameters of each individual product, which can vary from the typical value | ⁴ You will find further information and the exact guarantee terms and conditions at www.ledvance.com/guarantee | ⁵ L70/B50 | ⁶ Energy efficiency class (EEC) on a scale of A (highest efficiency) to G (lowest efficiency)

PARATHOM CLASSIC GLOBE^{1,2}

LED lamps, classic ball shape



GLASS

LEDVANCE
4
year
guarantee

PRODUCT FEATURES

- Professional LED lamps for line voltage
- Not dimmable
- Lifetime: up to 15,000 h
- Beam angle: up to 360°
- Lamp made of glass

PRODUCT BENEFITS

- Lamps with innovative LED „filament“ technology
- Very low energy consumption
- Instant 100 % light, no warm-up time
- Can be easily fitted instead of ordinary light bulbs

AREAS OF APPLICATION

- Perfect for decorative installations
- Domestic applications
- General illumination
- Outdoor use in outdoor luminaires only (minimum IP65)

Product name	GTIN (EAN)	w	W	lm	K	CRI	$\frac{l}{d}$ [mm]	\varnothing [mm]	Light type	t _h ⁵	Energy efficiency ⁶	RoHS	LED No.	
P GLOBE 25 2.5 W/2700K E27 ³	4058075590656	25	E27	2.5	250	2700	≥80	168	124	clear	15 000	F	10	1
P GLOBE 40 4 W/2700K E27 ³	4058075591455	40	E27	4	470	2700	≥80	168	124	clear	15 000	E	10	2
P GLOBE 60 6.5 W/2700K E27 ³	4058075591431	60	E27	6.5	806	2700	≥80	168	124	clear	15 000	E	10	2
P GLOBE 60 6.5 W/2700K E27 ³	4058075591417	60	E27	6.5	806	2700	≥80	135	95	frosted	15 000	E	6	3
P GLOBE 100 11 W/2700K E27 ³	4058075590618	100	E27	11	1521	2700	≥80	135	95	frosted	15 000	D	6	3

¹ Protection class: IP20 | ² Non-dimmable | ³ All technical parameters apply to the entire lamp. Due to the complex production process for light-emitting diodes, the typical values shown for the technical LED parameters are purely statistical values that do not necessarily match the actual technical parameters of each individual product, which can vary from the typical value | ⁴ You will find further information and the exact guarantee terms and conditions at www.ledvance.com/guarantee | ⁵ L70/B50 | ⁶ Energy efficiency class (EEC) on a scale of A (highest efficiency) to G (lowest efficiency)

PARATHOM CLASSIC GLOBE DIM¹

LED lamps, classic ball shape



Compatibility list also online:
ledvance.com/compatibility



1



PRODUCT FEATURES

- Dimmable
- Lifetime: up to 15,000 h
- Beam angle: up to 360°
- Professional LED lamps for line voltage
- Lamp made of glass

PRODUCT BENEFITS

- Lamps with innovative LED „filament“ technology
- Very low energy consumption
- Can be easily fitted instead of ordinary light bulbs
- Instant 100 % light, no warm-up time

AREAS OF APPLICATION

- Perfect for decorative installations
- Domestic applications
- General illumination
- Outdoor use in outdoor luminaires only (minimum IP65)

Product name	GTIN (EAN)	w	W	lm	K	CRI	$\frac{l}{d}$ [mm]	$\frac{d}{d}$ [mm]	Light bulb icon	t _h ⁴	Energy efficiency class icon ⁵	IP icon	No.	
P GLOBE 75 7.5 W/2700K E27 ²	4058075590915	75	E27	7.5	1055	2700	≥80	135	95	frosted	15000	D	6	1
P GLOBE 100 11 W/2700K E27 ²	4058075590939	100	E27	11	1521	2700	≥80	135	95	frosted	15000	D	6	1

¹ Protection class: IP20 | ² Dimmable (with many common dimmers, see also www.ledvance.com/dim). All technical parameters apply to the entire lamp. Due to the complex production process for light-emitting diodes, the typical values shown for the technical LED parameters are purely statistical values that do not necessarily match the actual technical parameters of each individual product, which can vary from the typical value | ³ You will find further information and the exact guarantee terms and conditions at www.ledvance.com/guarantee | ⁴ L70/B50 | ⁵ Energy efficiency class (EEC) on a scale of A (highest efficiency) to G (lowest efficiency)

PARATHOM CLASSIC ST^{1,2}

LED lamps, classic Edison bulb shape



PRODUCT FEATURES

- Professional LED lamps for line voltage
- Not dimmable
- Lifetime: up to 15,000 h
- Beam angle: up to 360°
- Lamp made of glass

PRODUCT BENEFITS

- Lamps with innovative LED „filament“ technology
- Very low energy consumption
- Instant 100 % light, no warm-up time
- Can be easily fitted instead of ordinary light bulbs

AREAS OF APPLICATION

- Perfect for decorative installations
- Domestic applications
- General illumination
- Outdoor use in outdoor luminaires only (minimum IP65)

Product name	GTIN (EAN)	w	W	lm	K	CRI	$\frac{l}{d}$ [mm]	$\frac{d}{l}$ [mm]	Light type	t _h ⁵	Energy efficiency class ⁶	RoHS	No.	
P CLAS ST 40 4 W/2700K E27 ³	4058075590632	40	E27	4	470	2700	≥80	143	64	clear	15 000	E	10	1
P CLAS ST 40 4 W/2700K E27 ³	4058075590595	40	E27	4	470	2700	≥80	143	64	frosted	15 000	E	10	2
P CLAS ST 55 6.5 W/2700K E27 ³	4058075590571	55	E27	6.5	730	2700	≥80	143	64	frosted	15 000	E	10	2

¹ Protection class: IP20 | ² Non-dimmable | ³ All technical parameters apply to the entire lamp. Due to the complex production process for light-emitting diodes, the typical values shown for the technical LED parameters are purely statistical values that do not necessarily match the actual technical parameters of each individual product, which can vary from the typical value | ⁴ You will find further information and the exact guarantee terms and conditions at www.ledvance.com/guarantee | ⁵ L70/B50 | ⁶ Energy efficiency class (EEC) on a scale of A (highest efficiency) to G (lowest efficiency)

PARATHOM CLASSIC P Mirror^{1,2}

LED lamps, classic mini-ball shape with mirror bulb crown



1



PRODUCT FEATURES

- Bulb crown coating: gold or silver
- Beam angle: up to 300°
- Lamp made of glass
- Good quality of light; color rendering index R_a: ≥ 80; constant chromaticity

PRODUCT BENEFITS

- Long lifetime of up to 15,000 h
- Low energy consumption
- Easy relamping thanks to compact design
- Instant 100 % light, no warm-up time
- Lamps with innovative LED „filament“ technology

AREAS OF APPLICATION

- Perfect for decorative installations
- Mirror lighting
- Domestic applications
- General illumination
- Outdoor use in outdoor luminaires only (minimum IP65)

Product name	GTIN (EAN)	w	W	lm	K	CRI	I [mm]	d [mm]	Light	t _h ⁵	Energy class ⁶	Energy class ⁶	Energy class ⁶	No.
P MIR SIL CLAS P 31 4 W/2700K E14 ³	4058075591394	31	E14	4	380	2700	≥80	84	45	clear	15000	F	10	1

¹ Protection class: IP20 | ² Non-dimmable | ³ All technical parameters apply to the entire lamp. Due to the complex production process for light-emitting diodes, the typical values shown for the technical LED parameters are purely statistical values that do not necessarily match the actual technical parameters of each individual product, which can vary from the typical value | ⁴ You will find further information and the exact guarantee terms and conditions at www.ledvance.com/guarantee | ⁵ L70/B50 | ⁶ Energy efficiency class (EEC) on a scale of A (highest efficiency) to G (lowest efficiency)

PARATHOM CLASSIC A Mirror^{1,2}

LED lamps, classic bulb shape with mirror bulb crown



1

GLASS

LEDVANCE
4
year
guarantee

PRODUCT FEATURES

- Bulb crown coating: gold or silver
- Lamp made of glass
- Good quality of light; color rendering index R_a : ≥ 80 ; constant chromaticity

PRODUCT BENEFITS

- Long lifetime of up to 15,000 h
- Low energy consumption
- Easy relamping thanks to compact design
- Instant 100 % light, no warm-up time
- Lamps with innovative LED „filament“ technology

AREAS OF APPLICATION

- Perfect for decorative installations
- Mirror lighting
- Domestic applications
- General illumination
- Outdoor use in outdoor luminaires only (minimum IP65)

Product name	GTIN (EAN)	w	W	lm	K	CRI	$\frac{l}{d}$ [mm]	$\frac{d}{l}$ [mm]	Light bulb icon	t _h ⁵	Energy efficiency class icon ⁶	Box icon	No.	
P MIR SIL CLAS A 50 6.5 W/2700K E27 ³	4058075591691	50	E27	6.5	650	2700	≥ 80	105	60	clear	15000	F	10	1

¹ Protection class: IP20 | ² Non-dimmable | ³ All technical parameters apply to the entire lamp. Due to the complex production process for light-emitting diodes, the typical values shown for the technical LED parameters are purely statistical values that do not necessarily match the actual technical parameters of each individual product, which can vary from the typical value | ⁴ You will find further information and the exact guarantee terms and conditions at www.ledvance.com/guarantee | ⁵ L70/B50 | ⁶ Energy efficiency class (EEC) on a scale of A (highest efficiency) to G (lowest efficiency)

LED STAR DÉCOR CLASSIC A^{1,2}

Colored LED lamps, classic bulb shape, with retrofit screw base



PRODUCT FEATURES

- LED lamps for line voltage
- Conventional light bulb shape
- Base: E27
- Not suitable for use with dimmers
- Mercury-free lamps

PRODUCT BENEFITS

- Very low energy consumption
- Extremely long life
- Simple direct replacement for conventional incandescent lamps
- Low thermal output
- Suitable for indoors and outdoors

AREAS OF APPLICATION

- Indoor lighting, terraces, beer gardens and restaurants
- Energy-saving low-maintenance use in marquees and leisure parks
- Garlands of lights
- Outdoor use in outdoor luminaires only (minimum IP65)

Product name	GTIN (EAN)	w	W	lm	K	CRI	$\frac{l}{d}$ (mm)	ϕ (mm)	Light color	t _h ⁵	Energy efficiency class ⁶	Energy efficiency class (EEC)	No.	
ST CLAS A 15 300° 2.5 W/2200K E27 ³	4058075433922	23	E27	2.5	235	2200	≥60	105	60	Yellow	15 000	F	6	1
ST CLAS A 15 300° 2.5 W/1000K E27 ³	4058075433946	7	E27	2.5	45	1000	≥55	105	60	Red	15 000	G	6	2
ST CLAS A 15 300° 2.5 W/1500K E27 ³	4058075433960	17	E27	2.5	160	1500	≥50	105	60	Orange	15 000	G	6	3
ST CLAS A 15 300° 2.5 W/7500K E27 ³	4058075433984	7	E27	2.5	45	7500	≥15	105	60	Green	15 000	G	6	4
ST CLAS A 15 300° 2.5 W/9000K E27 ³	4058075434004	4	E27	2.5	10	9000	10	105	60	Blue	15 000	G	6	5

¹ Protection class: IP20 | ² Non-dimmable | ³ All technical parameters apply to the entire lamp. Due to the complex production process for light-emitting diodes, the typical values shown for the technical LED parameters are purely statistical values that do not necessarily match the actual technical parameters of each individual product, which can vary from the typical value | ⁴ You will find further information and the exact guarantee terms and conditions at www.ledvance.com/guarantee | ⁵ L70/B50 | ⁶ Energy efficiency class (EEC) on a scale of A (highest efficiency) to G (lowest efficiency)

Vintage 1906 LED DIM¹

LED lamps, dimmable vintage edition



Compatibility list also online:
ledvance.com/compatibility



PRODUCT FEATURES

- LED lamps for line voltage
- Lamp made of glass
- Lifetime: up to 15,000 h
- Beam angle: up to 360°
- Dimmable

PRODUCT BENEFITS

- Very low energy consumption
- Instant 100 % light, no warm-up time
- Can be easily fitted instead of ordinary light bulbs
- Lamps with innovative LED „filament“ technology

AREAS OF APPLICATION

- Perfect for decorative installations
- Domestic applications
- General illumination
- Outdoor use in outdoor luminaires only (minimum IP65)

Product name	GTIN (EAN)	w	W	lm	K	CRI	$\frac{l}{d}$ [mm]	ϕ [mm]	Light bulb icon	t _h ⁴	Energy efficiency class ⁵	Box icon	Light bulb icon No.	
Vintage 1906 DIM Big Globe 12.5 W/1800K E27 ²	4058075270046	16	E27	4	150	1800	≥80	287	200	Smoke	15 000	G	4	1
Vintage 1906 DIM BIG GRAPE 12.5 W/1800K E27 ²	4058075270022	16	E27	4	150	1800	≥80	287	160	Smoke	15 000	G	4	2
Vintage 1906 DIM GLOBE 25 4.5 W/2000K E27 ²	4058075270008	28	E27	4	300	2000	≥80	168	124	Gold	15 000	G	4	3
Vintage 1906 DIM EDISON 25 4.5 W/2000K E27 ²	4058075269965	28	E27	4	300	2000	≥80	143	64	Gold	15 000	G	4	4
Vintage 1906 DIM Big Globe 28.5 W/2000K E27 ²	4058075269729	28	E27	4	300	2000	≥80	287	200	Gold	15 000	G	4	5
Vintage 1906 DIM BIG GRAPE 28.5 W/2000K E27 ²	4058075269705	28	E27	4	300	2000	≥80	287	160	Gold	15 000	G	4	6
Vintage 1906 DIM EDISON 55.7 W/2500K E27 ²	4052899972360	55	E27	6.5	725	2400	≥80	143	64	Gold	15 000	E	4	7
Vintage 1906 DIM GLOBE 55.7 W/2500K E27 ²	4058075808997	55	E27	6.5	725	2400	≥80	168	124	Gold	15 000	E	4	8

¹ Protection class: IP20 | ² Dimmable (with many common dimmers, see also www.ledvance.com/dim) All technical parameters apply to the entire lamp. Due to the complex production process for light-emitting diodes, the typical values shown for the technical LED parameters are purely statistical values that do not necessarily match the actual technical parameters of each individual product, which can vary from the typical value | ³ You will find further information and the exact guarantee terms and conditions at www.ledvance.com/guarantee | ⁴ L70/B50 | ⁵ Energy efficiency class (EEC) on a scale of A (highest efficiency) to G (lowest efficiency)

Vintage 1906 LED^{1,2}

LED lamps, vintage edition



PRODUCT FEATURES

- LED lamps for line voltage
- Lamp made of glass
- Lifetime: up to 15,000 h
- Beam angle: up to 360°
- Good quality of light; color rendering index R_a: ≥ 80; constant chromaticity

PRODUCT BENEFITS

- Very low energy consumption
- Instant 100 % light, no warm-up time
- Can be easily fitted instead of ordinary light bulbs
- Lamps with innovative LED „filament“ technology

AREAS OF APPLICATION

- Perfect for decorative installations
- Domestic applications
- General illumination
- Outdoor use in outdoor luminaires only (minimum IP65)



Product name	GTIN (EAN)	W	W	W	lm	K	CRI	l [mm]	Ø d [mm]	Light	t [h]	EEC	Energy	No.
Vintage 1906 BIG GRAPE 12 5 W/1800K E27 ³	4058075269903	16	E27	4	150	1800	≥80	287	160	Smoke	15000	G	4	1
Vintage 1906 GLOBE 12 5 W/1800K E27 ³	4058075269927	16	E27	4	150	1800	≥80	287	200	Smoke	15000	G	4	2
Vintage 1906 CLAS B 12 1.5 W/2400K E14 ³	4058075293205	12	E14	1.5	120	2400	≥80	100	35	Gold	15000	G	6	3
Vintage 1906 CLAS BA 12 1.5 W/2400K E14 ³	4058075293229	12	E14	1.5	120	2400	≥80	121	35	Gold	15000	G	10	4
Vintage 1906 CLAS BW 12 1.5 W/2400K E14 ³	4058075293243	12	E14	1.5	120	2400	≥80	100	35	Gold	15000	G	6	5
Vintage 1906 GLOBE 15 5 W/1800K E27 ³	4058075269989	16	E27	4	150	1800	≥80	168	124	Smoke	15000	G	4	6
Vintage 1906 EDISON 15 5 W/1800K E27 ³	4058075269941	16	E27	4	150	1800	≥80	143	64	Smoke	15000	G	4	7
Vintage 1906 TUBE 20 CL 2.5 W/2000K E27 ³	4058075808171	20	E27	2.5	200	2000	≥80	127	32	Gold	15000	G	4	8
Vintage 1906 CLAS P 22 2.5 W/2400K E14 ³	4058075290815	22	E14	2.5	220	2400	≥80	77	45	Gold	15000	F	6	9
Vintage 1906 EDISON 22 2.5 W/2400K E27 ³	4058075808706	22	E27	2.5	220	2400	≥80	143	64	Gold	15000	F	4	10
Vintage 1906 CLAS A 22 2.5 W/2400K E27 ³	4058075293199	22	E27	2.5	220	2400	≥80	105	60	Gold	15000	F	6	11
Vintage 1906 CLAS BW 22 2.5 W/2400K E14 ³	4058075293274	22	E14	2.5	220	2400	≥80	100	35	Gold	15000	F	6	5
Vintage 1906 CLAS B 22 2.5 W/2400K E14 ³	4058075293212	22	E14	2.5	220	2400	≥80	100	35	Gold	15000	F	6	3
Vintage 1906 GLOBE 22 2.5 W/2400K E27 ³	4058075808980	22	E27	2.5	220	2400	≥80	168	124	Gold	15000	F	4	12
Vintage 1906 CLAS BA 22 2.5 W/2400K E14 ³	4058075293236	22	E14	2.5	220	2400	≥80	121	35	Gold	15000	F	10	4
Vintage 1906 EDISON 25 5 W/2000K E27 ³	4058075092112	28	E27	4	300	2000	≥80	143	64	Gold	15000	G	4	13
Vintage 1906 GLOBE 25 CL 5 W/2000K E27 ³	4058075092136	28	E27	4	300	2000	≥80	168	124	Gold	15000	G	4	14
Vintage 1906 GLOBE 28 5 W/2000K E27 ³	4058075092013	28	E27	4	300	2000	≥80	287	200	Gold	15000	G	4	15
Vintage 1906 BIG GRAPE 28 5 W/2000K E27 ³	4058075091993	28	E27	4	300	2000	≥80	287	160	Gold	15000	G	4	16
Vintage 1906 TUBE 35 CL 5 W/2000K E27 ³	4058075808188	35	E27	4	400	2000	≥80	185	32	Gold	15000	E	4	17
Vintage 1906 GLOBE 35 CL 4 W/2400K E27 ³	4052899962071	35	E27	4	410	2400	≥80	168	124	Gold	15000	F	4	18
Vintage 1906 CLAS B 35 4 W/2400K E14 ³	4058075293434	35	E14	4	410	2400	≥80	100	35	Gold	15000	F	6	19
Vintage 1906 CLAS P 35 4 W/2400K E14 ³	4058075293496	35	E14	4	410	2400	≥80	77	45	Gold	15000	F	6	20
Vintage 1906 CLAS A 35 4 W/2400K E27 ³	4058075293090	35	E27	4	410	2400	≥80	105	60	Gold	15000	F	6	21
Vintage 1906 OVAL 36 4.5 W/2500K E27 ³	4058075091979	40	E27	4	470	2400	≥80	156	75	Gold	15000	E	4	22
Vintage 1906 EDISON 37 CL 4 W/2500K E27 ³	4052899962095	35	E27	4	410	2500	≥80	143	64	Gold	15000	F	4	23
Vintage 1906 Diamond 40 CL 4.5 W/2500K E27 ³	4058075091955	40	E27	4	470	2400	≥80	142	110	Gold	15000	E	4	24
Vintage 1906 PINE 40 4.5 W/2500K E27 ³	4058075092037	40	E27	4	470	2400	≥80	168	125	Gold	15000	E	4	25
Vintage 1906 CLAS A 55 6.5 W/2400K E27 ³	4058075293298	50	E27	6.5	650	2400	≥80	105	60	Gold	15000	F	6	21
Vintage 1906 GLOBE 54 6.5 W/2400K E27 ³	4058075809406	52	E27	6.5	720	2400	≥80	168	124	Gold	15000	E	4	18
Vintage 1906 CLAS A 68 8 W/2500K E27 ³	4058075293359	63	E27	7.5	865	2400	≥80	105	60	Gold	15000	E	6	21

¹ Protection class: IP20 | ² Non-dimmable | ³ All technical parameters apply to the entire lamp. Due to the complex production process for light-emitting diodes, the typical values shown for the technical LED parameters are purely statistical values that do not necessarily match the actual technical parameters of each individual product, which can vary from the typical value | ⁴ You will find further information and the exact guarantee terms and conditions at www.ledvance.com/guarantee | ⁵ L70/B50 | ⁶ Energy efficiency class (EEC) on a scale of A (highest efficiency) to G (lowest efficiency)

Vintage 1906 PenduLum PRO

Indoor pendant luminaires in vintage style



PRODUCT FEATURES

- Reduced industrial design
- Made of classic materials
- Special vintage appeal when combined with 1906 LED and halogen lamps
- Flexible mounting options: leash principle
- Available in various colors

PRODUCT BENEFITS

- Flexible lighting thanks to countless mounting possibilities
- Made of solid aluminum with high-quality appearance
- Semi-matt surface with great look and feel
- Accessories for flexible mounting options included

AREAS OF APPLICATION

- Living areas (living rooms, dining rooms, bedrooms etc.)
- Professional (hotels, bars, boutiques etc.)

Product name	GTIN (EAN)	 Ø (mm)	 CABLE LENGTH		 No.
Vintage 1906 PenduLum PRO Black	4058075153844	68	3 000	4	1
Vintage 1906 PenduLum PRO Gold	4058075153868	68	3 000	4	2

Vintage 1906 PenduLum CANOPY

Canopy for 1906 PenduLum



1

PRODUCT FEATURES

- Reduced industrial design
- Made of classic materials
- Special vintage appeal when combined with 1906 LED and halogen lamps

PRODUCT BENEFITS

- Ceiling mounting accessory to combine up to three PenduLum luminaires

AREAS OF APPLICATION

- Living areas (living rooms, dining rooms, bedrooms etc.)
- Professional (hotels, bars, boutiques etc.)

Product name	GTIN (EAN)			
Vintage 1906 PenduLum Canopy	4058075116917	200	4	1

PARATHOM CLASSIC A DIM^{1,2}

Dimmable LED lamps, classic bulb shape



PRODUCT FEATURES

- Professional LED lamps for line voltage
- Dimmable
- Long lifetime: up to 25,000 h
- Good quality of light; color rendering index R_a : ≥ 80 ; constant chromaticity

PRODUCT BENEFITS

- Low energy consumption
- High color consistency thanks to narrow binning
- Easy replacement of classic lamps thanks to compact design

AREAS OF APPLICATION

- Domestic applications
- General illumination
- Outdoor use in outdoor luminaires only (minimum IP65)

Product name	GTIN (EAN)	w	W	lm	K	CRI	$\frac{l}{d}$ (mm)	$\frac{d}{d}$ (mm)	Light type	t _h ⁵	Energy class ⁶	RoHS	No.	
P CLAS A 60 8.8 W/2700K E27 ³	4058075594180	60	E27	8.8	806	2700	≥ 80	105	60	frosted	25 000	F	10	1
P CLAS A 75 FR 10.5 W/2700K E27 ³	4058075594203	75	E27	10.5	1055	2700	≥ 80	105	60	frosted	25 000	F	10	2
P CLAS A 100 14 W/2700K E27 ³	4058075594227	100	E27	14	1521	2700	≥ 80	115	60	frosted	25 000	F	10	3
P CLAS A 150 20 W/2700K E27 ³	4058075594241	150	E27	20	2452	2700	≥ 80	141	70	frosted	25 000	E	10	4
P CLAS A DIM 200 24.9 W/2700K E27 ³	4058075659704	200	E27	24.9	3452	2700	≥ 60	184	90	frosted	25 000	E	10	5

¹ Protection class: IP20 | ² Non-dimmable | ³ Dimmable (with many common dimmers, see also www.ledvance.com/dim) | ⁴ You will find further information and the exact guarantee terms and conditions at www.ledvance.com/guarantee | ⁵ L70/B50 | ⁶ Energy efficiency class (EEC) on a scale of A (highest efficiency) to G (lowest efficiency)

PARATHOM CLASSIC A^{1,2}

LED lamps, classic bulb shape



PRODUCT FEATURES

- Professional LED lamps for line voltage
- Not dimmable
- Lifetime: up to 15,000 h
- Good quality of light; color rendering index R_a : ≥ 80 ; constant chromaticity

PRODUCT BENEFITS

- Low energy consumption
- Easy replacement of classic lamps thanks to compact design
- Instant 100 % light, no warm-up time

AREAS OF APPLICATION

- Domestic applications
- General illumination
- Outdoor use in outdoor luminaires only (minimum IP65)

Product name	GTIN (EAN)	w	W	lm	K	CRI	$\frac{l}{d}$ (mm)	$\frac{d}{d}$ (mm)	Light bulb icon	t(h) ⁵	Energy efficiency class icon ⁶	Light bulb icon	No.	
P CLAS A 40 FR 4.9 W/2700K E27 ³	4058075593275	40	E27	4.9	470	2700	≥ 80	95	55	frosted	15 000	F	10	1
P CLAS A 40 FR 4.9 W/4000K E27 ³	4058075593299	40	E27	4.9	470	4000	≥ 80	95	55	frosted	15 000	F	10	1
P CLAS A 60 FR 8.5 W/2700K E27 ³	4058075593176	60	E27	8.5	806	2700	≥ 80	113	60	frosted	15 000	F	10	2
P CLAS A 60 FR 8.5 W/2700K B22d ³	4058075593213	60	B22d	8.5	806	2700	≥ 80	112	60	frosted	15 000	F	10	3
P CLAS A 60 FR 8.5 W/4000K E27 ³	4058075593190	60	E27	8.5	806	4000	≥ 80	113	60	frosted	15 000	F	10	2
P CLAS A 75 FR 10 W/2700K E27 ³	4058075593091	75	E27	10	1055	2700	≥ 80	118	60	frosted	15 000	F	10	4
P CLAS A 75 FR 10 W/4000K E27 ³	4058075593114	75	E27	10	1055	4000	≥ 80	118	60	frosted	15 000	F	10	4
P CLAS A 100 FR 13 W/2700K E27 ³	4058075593138	100	E27	13	1521	2700	≥ 80	118	60	frosted	15 000	F	10	5
P CLAS A 100 FR 13 W/4000K E27 ³	4058075593152	100	E27	13	1521	4000	≥ 80	118	60	frosted	15 000	F	10	5
P CLAS A 150 FR 19 W/2700K E27 ³	4058075593077	150	E27	19	2452	2700	≥ 80	129	68	frosted	15 000	E	10	6
P CLAS A 200 24.9 W/2700K E27 ³	4058075659681	200	E27	24.9	3452	2700	≥ 80	184	90	frosted	15 000	E	10	7

¹ Protection class: IP20 | ² Non-dimmable | ³ All technical parameters apply to the entire lamp. Due to the complex production process for light-emitting diodes, the typical values shown for the technical LED parameters are purely statistical values that do not necessarily match the actual technical parameters of each individual product, which can vary from the typical value | ⁴ You will find further information and the exact guarantee terms and conditions at www.ledvance.com/guarantee | ⁵ L70/B50 | ⁶ Energy efficiency class (EEC) on a scale of A (highest efficiency) to G (lowest efficiency)

PARATHOM CLASSIC B DIM¹

Dimmable LED lamps, classic mini-candle shape



Compatibility list also online:
ledvance.com/compatibility



1



PRODUCT FEATURES

- Professional LED lamps for line voltage
- Dimmable
- Lifetime: up to 25,000 h
- Good quality of light; color rendering index R_a : ≥ 80 ; constant chromaticity

PRODUCT BENEFITS

- Low energy consumption
- High color consistency thanks to narrow binning
- Easy replacement of classic lamps thanks to compact design

AREAS OF APPLICATION

- Domestic applications
- General illumination
- Outdoor use in outdoor luminaires only (minimum IP65)

Product name	GTIN (EAN)	w	W	lm	K	CRI	$\frac{l}{d}$ [mm]	$\frac{d}{l}$ [mm]	Light type	t _h ⁴	Energy efficiency class (EEC) ⁵	Quantity	No.	
P CLAS B 40 4.9 W/2700K E14 ²	4058075594265	40	E14	4.9	470	2700	≥ 80	102	35	frosted	25 000	F	10	1

¹ Protection class: IP20 | ² Dimmable (with many common dimmers, see also www.ledvance.com/dim) All technical parameters apply to the entire lamp. Due to the complex production process for light-emitting diodes, the typical values shown for the technical LED parameters are purely statistical values that do not necessarily match the actual technical parameters of each individual product, which can vary from the typical value | ³ You will find further information and the exact guarantee terms and conditions at www.ledvance.com/guarantee | ⁴ L70/B50 | ⁵ Energy efficiency class (EEC) on a scale of A (highest efficiency) to G (lowest efficiency)

PARATHOM CLASSIC B^{1,2}

LED lamps, classic mini-candle shape



1



PRODUCT FEATURES

- Professional LED lamps for line voltage
- Not dimmable
- Lifetime: up to 15,000 h
- Good quality of light; color rendering index R_a: ≥ 80; constant chromaticity

PRODUCT BENEFITS

- Low energy consumption
- Easy replacement of classic lamps thanks to compact design
- Instant 100 % light, no warm-up time

AREAS OF APPLICATION

- Domestic applications
- General illumination
- Chandeliers
- Outdoor use in outdoor luminaires only (minimum IP65)

Product name	GTIN (EAN)	W	W	lm	K	CRI	I [mm]	d [mm]	Light icon	t[h]	Energy icon	Box icon	No.	
P CLAS B 40 FR 4.9 W/2700K E14	4058075593237	40	E14	4.9	470	2700	≥80	100	37	frosted	15 000	F	10	1

¹ Protection class: IP20 | ² Non-dimmable | ³ You will find further information and the exact guarantee terms and conditions at www.ledvance.com/guarantee | ⁴ L70/B50 | ⁵ Energy efficiency class (EEC) on a scale of A (highest efficiency) to G (lowest efficiency)

PARATHOM CLASSIC P DIM¹

Dimmable LED lamps, classic mini-ball shape



Compatibility list also online:
ledvance.com/compatibility



1



PRODUCT FEATURES

- Professional LED lamps for line voltage
- Dimmable
- Long lifetime: up to 25,000 h
- Good quality of light; color rendering index R_a : ≥ 80 ; constant chromaticity

PRODUCT BENEFITS

- Low energy consumption
- High color consistency thanks to narrow binning
- Easy replacement of classic lamps thanks to compact design

AREAS OF APPLICATION

- Domestic applications
- General illumination
- Outdoor use in outdoor luminaires only (minimum IP65)

Product name	GTIN (EAN)	w	e	W	lm	K	CRI	I [mm]	d [mm]	Light bulb icon	t [h]	Energy efficiency icon	Energy efficiency class	Quantity	No.
P CLAS P 40 4.9 W/2700K E14 ²	4058075594289	40	E14	4.9	470	2700	≥ 80	80	45	frosted	25 000	F	10	1	

¹ Protection class: IP20 | ² Dimmable (with many common dimmers, see also www.ledvance.com/dim) All technical parameters apply to the entire lamp. Due to the complex production process for light-emitting diodes, the typical values shown for the technical LED parameters are purely statistical values that do not necessarily match the actual technical parameters of each individual product, which can vary from the typical value | ³ You will find further information and the exact guarantee terms and conditions at www.ledvance.com/guarantee | ⁴ L70/B50 | ⁵ Energy efficiency class (EEC) on a scale of A (highest efficiency) to G (lowest efficiency)

PARATHOM CLASSIC P^{1,2}

LED lamps, classic mini-ball shape



1



PRODUCT FEATURES

- Professional LED lamps for line voltage
- Not dimmable
- Lifetime: up to 15,000 h
- Good quality of light; color rendering index R_a: ≥ 80; constant chromaticity

PRODUCT BENEFITS

- Low energy consumption
- Easy replacement of classic lamps thanks to compact design
- Instant 100 % light, no warm-up time

AREAS OF APPLICATION

- Domestic applications
- General illumination
- Outdoor use in outdoor luminaires only (minimum IP65)

Product name	GTIN (EAN)	w	W	lm	K	CRI	I [mm]	d [mm]	Light bulb icon	t [h]	Energy efficiency class icon	Energy efficiency class	Energy efficiency class	Energy efficiency class	Energy efficiency class	Energy efficiency class
P CLAS P 40 FR 4.9 W/2700K E14 ³	4058075593251	40	E14	4.9	470	2700	≥80	82	45	frosted	15 000	F	10	1		

¹ Protection class: IP20 | ² Non-dimmable | ³ All technical parameters apply to the entire lamp. Due to the complex production process for light-emitting diodes, the typical values shown for the technical LED parameters are purely statistical values that do not necessarily match the actual technical parameters of each individual product, which can vary from the typical value | ⁴ You will find further information and the exact guarantee terms and conditions at www.ledvance.com/guarantee | ⁵ L70/B50 | ⁶ Energy efficiency class (EEC) on a scale of A (highest efficiency) to G (lowest efficiency)

PARATHOM STICK^{1,2}

LED lamps, classic stick shape



1



PRODUCT FEATURES

- LED alternative to conventional lamps
- Lifetime: up to 15,000 h
- Not dimmable
- Good quality of light; color rendering index R_a : ≥ 80 ; constant chromaticity

PRODUCT BENEFITS

- Low energy consumption
- Attractive lamp appearance
- Instant 100 % light, no warm-up time

AREAS OF APPLICATION

- All domestic rooms, especially where the lamps are visible
- Wherever compact and efficient lamps are needed
- Outdoor use in outdoor luminaires only (minimum IP65)

Product name	GTIN (EAN)	w	W	lm	K	CRI	$\frac{l}{d}$ [mm]	ϕ [mm]	Light bulb icon	t _h ⁵	Energy efficiency class icon ⁶	Box icon	No.	
P STICK 60 8 W/2700K E27 ³	4058075593374	60	E27	8	806	2700	≥ 80	116	36	frosted	15 000	F	10	1
P STICK 60 8 W/4000K E27 ³	4058075593312	60	E27	8	806	4000	≥ 80	116	36	frosted	15 000	F	10	1
P STICK 75 9 W/2700K E27 ³	4058075593350	75	E27	9	1 050	2700	≥ 80	116	36	frosted	15 000	E	10	1
P STICK 75 9 W/4000K E27 ³	4058075593336	75	E27	9	1 050	4000	≥ 80	116	36	frosted	15 000	E	10	1

¹ Protection class: IP20 | ² Non-dimmable | ³ All technical parameters apply to the entire lamp. Due to the complex production process for light-emitting diodes, the typical values shown for the technical LED parameters are purely statistical values that do not necessarily match the actual technical parameters of each individual product, which can vary from the typical value | ⁴ You will find further information and the exact guarantee terms and conditions at www.ledvance.com/guarantee | ⁵ L70/B50 | ⁶ Energy efficiency class (EEC) on a scale of A (highest efficiency) to G (lowest efficiency)

LED VALUE CLASSIC A^{1,2}

LED lamps, classic bulb shape



PRODUCT FEATURES

- LED alternative to conventional lamps
- Not dimmable
- Good color rendering ($R_a \geq 80$) and color stability throughout the life of the lamp

PRODUCT BENEFITS

- Very low energy consumption
- Can be easily fitted instead of ordinary light bulbs

AREAS OF APPLICATION

- Domestic applications
- General illumination
- Outdoor use in outdoor luminaires only (minimum IP65)

Product name	GTIN (EAN)	W	E	W	lm	K	CRI	L [mm]	d [mm]	Light	t [h]	Energy	Light	No.
VALUE CLAS A 40 4 W/2700K E27 ³	4058075439856	40	E27	4	470	2700	≥80	105	60	clear	10 000	E	10	1
VALUE CLAS A 40 FR 5.5 W/2700K E27 ³	4052899326927	40	E27	4.9	470	2700	≥80	95	55	frosted	10 000	F	10	2
VALUE CLAS A 40 FR 5.5 W/4000K E27 ³	4058075127081	40	E27	4.9	470	4000	≥80	95	55	frosted	10 000	F	10	2
VALUE CLAS A 40 FR 5.5 W/6500K E27 ³	4052899971011	40	E27	4.9	470	6500	≥80	95	55	frosted	10 000	F	10	2
VALUE CLAS A 60 7 W/2700K E27 ³	4058075819658	60	E27	6.5	806	2700	≥80	105	60	clear	10 000	E	10	3
VALUE CLAS A 60 FR 8.5 W/2700K E27 ³	4052899326842	60	E27	8.5	806	2700	≥80	113	60	frosted	10 000	F	10	4
VALUE CLAS A 60 6.5 W/4000K E27 ³	4058075288645	60	E27	6.5	806	4000	≥80	105	60	clear	10 000	E	10	3
VALUE CLAS A 60 FR 8.5 W/4000K E27 ³	4052899973381	60	E27	8.5	806	4000	≥80	113	60	frosted	10 000	F	10	4
VALUE CLAS A 60 FR 8.5 W/6500K E27 ³	4052899326873	60	E27	8.5	806	6500	≥80	113	60	frosted	10 000	F	10	4
VALUE CLAS A 75 FR 10 W/2700K E27 ³	4052899971028	75	E27	10	1055	2700	≥80	118	60	frosted	10 000	F	10	5
VALUE CLAS A 75 CL 7.5 W/2700K E27 ³	4058075288669	75	E27	7.5	1055	2700	≥80	105	60	clear	10 000	D	10	6
VALUE CLAS A 75 CL 7.5 W/4000K E27 ³	4058075288683	75	E27	7.5	1055	4000	≥80	105	60	clear	10 000	D	10	6
VALUE CLAS A 75 FR 10 W/4000K E27 ³	4052899973404	75	E27	10	1055	4000	≥80	118	60	frosted	10 000	F	10	5
VALUE CLAS A 100 10 W/2700K E27 ³	4058075438514	100	E27	10	1521	2700	≥80	105	60	clear	10 000	D	10	7
VALUE CLAS A 100 FR 13 W/2700K E27 ³	4052899971097	100	E27	13	1521	2700	≥80	118	60	frosted	10 000	F	10	8
VALUE CLAS A 100 10 W/4000K E27 ³	4058075439597	100	E27	10	1521	4000	≥80	105	60	clear	15 000	D	10	7
VALUE CLAS A 100 FR 13 W/4000K E27 ³	4052899973428	100	E27	13	1521	4000	≥80	118	60	frosted	10 000	F	10	8
VALUE CLAS A 100 FR 13 W/6500K E27 ³	4052899971042	100	E27	13	1521	6500	≥80	118	60	frosted	10 000	F	10	8
VALUE CLAS A 75 FR 10 W/6500K E27 ³	4052899971035	75	E27	10	1055	6500	≥80	118	60	frosted	10 000	F	10	5

¹ Protection class: IP20 | ² Non-dimmable | ³ All technical parameters apply to the entire lamp. Due to the complex production process for light-emitting diodes, the typical values shown for the technical LED parameters are purely statistical values that do not necessarily match the actual technical parameters of each individual product, which can vary from the typical value | ⁴ L70/B50 | ⁵ Energy efficiency class (EEC) on a scale of A (highest efficiency) to G (lowest efficiency)

LED VALUE CLASSIC B^{1,2}

LED lamps, classic mini-candle shape



PRODUCT FEATURES

- LED alternative to conventional lamps
- Not dimmable
- Good color rendering ($R_a \geq 80$) and color stability throughout the life of the lamp

PRODUCT BENEFITS

- Very low energy consumption
- Simple direct replacement for conventional incandescent lamps
- Instant 100 % light, no warm-up time

AREAS OF APPLICATION

- General illumination
- Domestic applications
- Chandeliers
- Outdoor use in outdoor luminaires only (minimum IP65)

Product name	GTIN (EAN)	W _{LED}	W _{inc}	W	lm	K	CRI	$\frac{l}{d}$ [mm]	ϕ [mm]	Light color	t_{90} ⁴	Energy class ⁵	Quantity	No.
VALUE CLAS B 40 4 W/2700K E14 ³	4058075438637	40	E14	4	470	2700	≥ 80	100	35	clear	10 000	E	10	1
VALUE CLAS B 5.5 W/2700K E14 FR ³	4052899326453	40	E14	4.9	470	2700	≥ 80	100	37	frosted	10 000	F	10	2
VALUE CLAS B 40 FR 5.5 W/4000K E14 ³	4052899973367	40	E14	4.9	470	4000	≥ 80	100	37	frosted	10 000	F	10	2
VALUE CLAS B 5.5 W/6500K E14 FR ³	4052899971066	40	E14	4.9	470	6500	≥ 80	100	37	frosted	10 000	F	10	2
VALUE CLAS B 60 FR 7.5 W/2700K E14 ³	4058075152915	60	E14	7	806	2700	≥ 80	115	39	frosted	10 000	F	10	3

¹ Protection class: IP20 | ² Non-dimmable | ³ All technical parameters apply to the entire lamp. Due to the complex production process for light-emitting diodes, the typical values shown for the technical LED parameters are purely statistical values that do not necessarily match the actual technical parameters of each individual product, which can vary from the typical value | ⁴ L70/B50 | ⁵ Energy efficiency class (EEC) on a scale of A (highest efficiency) to G (lowest efficiency)

LED VALUE CLASSIC P^{1,2}

LED lamps, classic mini-ball shape



PRODUCT FEATURES

- LED alternative to conventional lamps
- Not dimmable
- Good color rendering ($R_a \geq 80$) and color stability throughout the life of the lamp

PRODUCT BENEFITS

- Very low energy consumption
- Simple direct replacement for conventional incandescent lamps
- Instant 100 % light, no warm-up time

AREAS OF APPLICATION

- General illumination
- Domestic applications
- Outdoor use in outdoor luminaires only (minimum IP65)

Product name	GTIN (EAN)	w	W	lm	K	CRI	$\frac{l}{d}$ [mm]	$\frac{\phi}{d}$ [mm]	Light type	t ₉₀ ⁴	Energy efficiency class ⁵	RoHS	No.	
VALUE CLAS P 40 4 W/2700K E14 ³	4058075438590	40	E14	4	470	2700	≥ 80	77	45	clear	10 000	E	10	1
VALUE CLAS P 40 FR 5.5 W/2700K E14 ³	4058075147898	40	E14	4.9	470	2700	≥ 80	82	45	frosted	10 000	F	10	2
VALUE CLAS P 40 FR 5.5 W/4000K E14 ³	4058075147911	40	E14	4.9	470	4000	≥ 80	82	45	frosted	10 000	F	10	2
VALUE CLAS P 40 FR 5.5 W/6500K E14 ³	4058075127630	40	E14	4.9	470	6500	≥ 80	82	45	frosted	10 000	F	10	2
VALUE CLAS P 60 FR 7.5 W/2700K E14 ³	4058075152939	60	E14	7	806	2700	≥ 80	90	47	frosted	10 000	F	10	3

¹ Protection class: IP20 | ² Non-dimmable | ³ All technical parameters apply to the entire lamp. Due to the complex production process for light-emitting diodes, the typical values shown for the technical LED parameters are purely statistical values that do not necessarily match the actual technical parameters of each individual product, which can vary from the typical value | ⁴ L70/B50 | ⁵ Energy efficiency class (EEC) on a scale of A (highest efficiency) to G (lowest efficiency)

PARATHOM PRO PAR16¹

Dimmable LED reflector lamps PAR16 with retrofit pin base



Compatibility list also online:
ledvance.com/compatibility



PRODUCT FEATURES

- LED alternative to high voltage halogen lamps
- High color consistency: ≤ 3 SDCM
- Dimmable
- Base: GU10
- Lamp made of glass

PRODUCT BENEFITS

- Quick, simple and safe replacement without rewiring
- Design, dimensions, luminous flux comparable to an incandescent or halogen lamp
- Low maintenance costs thanks to long lifetime
- No UV and near-IR radiation in the light beam
- Stepless dimming

AREAS OF APPLICATION

- Shops and exhibition rooms
- Domestic applications
- Commercial applications
- Accent lighting
- Outdoor use in outdoor luminaires only (minimum IP65)

Product name	GTIN (EAN)	W _W	W	lm	cd	K	CRI	°	d (mm)	t _h	°	°	°	°
PPRO PAR 16 35 36° 3.4 W/2700K GU10 ²	4058075608399	35	GU10	3.4	230	490	2700	97	36	51	40000	G	10	1
PPRO PAR 16 35 36° 3.4 W/3000K GU10 ²	4058075608375	35	GU10	3.4	230	490	3000	97	36	51	40000	G	10	1
PPRO PAR 16 35 36° 3.4 W/4000K GU10 ²	4058075608351	35	GU10	3.4	230	490	4000	97	36	51	40000	G	10	1
PPRO PAR 16 50 36° 6 W/2700K GU10 ²	4058075608450	50	GU10	6	350	700	2700	97	36	50	40000	G	10	1
PPRO PAR 16 50 36° 6 W/3000K GU10 ²	4058075608436	50	GU10	6	350	700	3000	97	36	50	40000	G	10	1
PPRO PAR 16 50 36° 6 W/4000K GU10 ²	4058075608412	50	GU10	6	350	700	4000	97	36	50	40000	G	10	1
PPRO PAR 16 80 36° 9.5 W/2700K GU10 ²	4058075608955	80	GU10	9.5	575	840	2700	97	36	50	40000	G	10	2
PPRO PAR 16 80 36° 9.5 W/3000K GU10 ²	4058075608931	80	GU10	9.5	575	840	3000	97	36	50	40000	G	10	2
PPRO PAR 16 80 36° 9.5 W/4000K GU10 ²	4058075608917	80	GU10	9.5	575	840	4000	97	36	50	40000	G	10	2

¹ Protection class: IP20 | ² All technical parameters apply to the entire lamp. Due to the complex production process for light-emitting diodes, the typical values shown for the technical LED parameters are purely statistical values that do not necessarily match the actual technical parameters of each individual product, which can vary from the typical value | ³ You will find further information and the exact guarantee terms and conditions at www.ledvance.com/guarantee | ⁴ L70/B50 | ⁵ Energy efficiency class (EEC) on a scale of A (highest efficiency) to G (lowest efficiency)

PARATHOM DIM PAR16¹

Dimmable LED reflector lamps PAR16 with retrofit pin base



Compatibility list also online:
ledvance.com/compatibility



PRODUCT FEATURES

- LED alternative to high voltage halogen lamps
- High color consistency: ≤ 5 SDCM
- Dimmable
- Base: GU10
- Lamp made of glass

PRODUCT BENEFITS

- Quick, simple and safe replacement without rewiring
- Design, dimensions, luminous flux comparable to an incandescent or halogen lamp
- Low maintenance costs thanks to long lifetime
- No UV and near-IR radiation in the light beam
- Stepless dimming

AREAS OF APPLICATION

- Shops and exhibition rooms
- Domestic applications
- Commercial applications
- Accent lighting
- Outdoor use in outdoor luminaires only (minimum IP65)

Product name	GTIN (EAN)	WxW	W	lm	cd	K	CRI	°	Ø d (mm)	t _h °C	°	°	°	°
P PAR 16 35 36° 3.7 W/2700K GU10 ²	4058075259973	35	GU10	3.4	230	630	2700	≥90	36	51	25000	G	10	1
P PAR 16 35 36° 3.7 W/3000K GU10 ²	4058075259959	35	GU10	3.4	230	630	3000	≥90	36	51	25000	G	10	1
P PAR 16 35 36° 3.7 W/4000K GU10 ²	4058075259874	35	GU10	3.4	230	630	4000	≥90	36	51	25000	G	10	1
P PAR 16 50 36° 4.5 W/2700K GU10 ²	4058075608337	50	GU10	4.5	350	690	2700	≥90	36	51	25000	F	10	1
P PAR 16 50 36° 4.8 W/2700K E14 ²	4058075607699	50	E14	4.8	350	600	2700	≥90	36	50	25000	F	10	2
P PAR 16 50 36° 4.5 W/2700K GU10 ²	4058075608313	50	GU10	4.5	350	690	2700	≥90	36	51	15000	F	50	1
P PAR 16 50 36° 4.5 W/3000K GU10 ²	4058075608290	50	GU10	4.5	350	690	3000	≥90	36	51	25000	F	10	1
P PAR 16 50 36° 4.5 W/3000K GU10 ²	4058075608276	50	GU10	4.5	350	690	3000	≥90	36	51	15000	F	50	1
P PAR 16 50 36° 4.5 W/4000K GU10 ²	4058075608238	50	GU10	4.5	350	690	4000	≥90	36	51	15000	F	50	1
P PAR 16 50 36° 4.5 W/4000K GU10 ²	4058075608252	50	GU10	4.5	350	690	4000	≥90	36	51	25000	F	10	1
P PAR16 DIM 51 120° 7.9 W/2700K GU10 ²	4058075609013	51	GU10	7.9	650	210	2700	≥90	120	50	25000	G	10	3
P PAR16 DIM 51 120° 7.9 W/3000K GU10 ²	4058075608993	51	GU10	7.9	650	210	3000	≥90	120	50	25000	G	10	3
P PAR16 DIM 51 120° 7.9 W/4000K GU10 ²	4058075608979	51	GU10	7.9	650	210	4000	≥90	120	50	25000	G	10	3
P PAR 16 80 36° 8.3 W/2700K GU10 ²	4058075609136	80	GU10	8.3	575	840	2700	≥90	36	50	25000	G	10	1
P PAR16 DIM 80 60° 8.3 W/2700K GU10 ²	4058075609075	80	GU10	8.3	575	560	2700	≥90	60	50	25000	G	10	1
P PAR 16 80 36° 8.3 W/3000K GU10 ²	4058075609112	80	GU10	8.3	575	840	3000	≥90	36	50	25000	G	10	1
P PAR16 DIM 80 60° 8.3 W/3000K GU10 ²	4058075609051	80	GU10	8.3	575	560	3000	≥90	60	50	25000	G	10	1
P PAR 16 80 36° 8.3 W/4000K GU10 ²	4058075609099	80	GU10	8.3	575	840	4000	≥90	36	50	25000	G	10	1
P PAR16 DIM 80 60° 8.3 W/4000K GU10 ²	4058075609037	80	GU10	8.3	575	560	4000	90	60	50	25000	G	10	1
P PAR16 DIM 100 36° 9.6 W/2700K GU10 ²	4058075609198	100	GU10	9.6	750	1100	2700	≥80	36	50	25000	F	10	4
P PAR16 DIM 100 36° 9.6 W/3000K GU10 ²	4058075609174	100	GU10	9.6	750	1100	3000	≥80	36	50	25000	F	10	4
P PAR16 DIM 100 36° 9.6 W/4000K GU10 ²	4058075609150	100	GU10	9.6	750	1100	4000	≥80	36	50	25000	F	10	4

¹ Protection class: IP20 | ² All technical parameters apply to the entire lamp. Due to the complex production process for light-emitting diodes, the typical values shown for the technical LED parameters are purely statistical values that do not necessarily match the actual technical parameters of each individual product, which can vary from the typical value | ³ You will find further information and the exact guarantee terms and conditions at www.ledvance.com/guarantee | ⁴ 4058075608313, 4058075608276, 4058075608238, 4058075608337, 4058075608290, 4058075608252 | ⁵ L70/B50 | ⁶ Energy efficiency class (EEC) on a scale of A (highest efficiency) to G (lowest efficiency)

PARATHOM PAR16^{1,2}

LED reflector lamps PAR16 with retrofit pin base



PRODUCT FEATURES

- LED alternative to high voltage halogen lamps
- High color consistency: ≤ 6 SDCM
- Not dimmable
- Base: GU10
- Lamp made of glass

PRODUCT BENEFITS

- Quick, simple and safe replacement without rewiring
- Design, dimensions, luminous flux comparable to an incandescent or halogen lamp
- Low maintenance costs thanks to long lifetime
- No UV and near-IR radiation in the light beam
- Instant 100 % light, no warm-up time

AREAS OF APPLICATION

- Shops and exhibition rooms
- Domestic applications
- Commercial applications
- Accent lighting
- Outdoor use in outdoor luminaires only (minimum IP65)

Product name	GTIN (EAN)	WxW	mm	W	lm	cd	K	CRI	°	Ø d (mm)	t _h ⁶	7	8	9
P PAR 16 30 120° 4.3 W/2700K GU10 ³	4058075608030	30	GU10	4.3	350	100	2700	≥80	120	50	15000	G	10	1
P PAR 16 30 120° 4.3 W/3000K GU10 ³	4058075608016	30	GU10	4.3	350	100	3000	≥80	120	51	15000	G	10	1
P PAR 16 30 120° 4.3 W/4000K GU10 ³	4058075607996	30	GU10	4.3	350	100	4000	≥80	120	51	15000	G	10	1
P PAR 16 35 36° 2.6 W/2700K GU10 ³	4058075608214	35	GU10	2.6	230	400	2700	≥80	36	50	15000	F	10	2
P PAR 16 35 36° 2.6 W/3000K GU10 ³	4058075608191	35	GU10	2.6	230	400	3000	≥80	36	51	15000	F	10	2
P PAR 16 35 36° 2.6 W/4000K GU10 ³	4058075608177	35	GU10	2.6	230	400	4000	≥80	36	51	15000	F	10	2
P PAR 16 49 120° 6.9 W/2700K GU10 ³	4058075608771	49	GU10	6.9	620	180	2700	≥80	120	51	15000	F	10	3
P PAR 16 49 120° 6.9 W/3000K GU10 ³	4058075608757	49	GU10	6.9	620	180	3000	≥80	120	51	15000	F	10	3
P PAR 16 49 120° 6.9 W/4000K GU10 ³	4058075608733	49	GU10	6.9	620	180	4000	≥80	120	51	15000	F	10	3
P PAR 16 50 36° 4.5 W/2700K E14 ³	4058075607712	50	E14	4.5	350	700	2700	≥80	36	50	10000	F	10	4
P PAR 16 50 36° 4.3 W/2700K GU10 ³	4058075608153	50	GU10	4.3	350	600	2700	≥80	36	50	15000	F	10	2
P PAR 16 50 36° 4.3 W/2700K GU10 ³	4058075608139	50	GU10	4.3	350	600	2700	≥80	36	50	10000	F	50	2
P PAR 16 50 36° 4.3 W/3000K GU10 ³	4058075608092	50	GU10	4.3	350	600	3000	≥80	36	51	10000	F	50	2
P PAR 16 50 36° 4.3 W/3000K GU10 ³	4058075608115	50	GU10	4.3	350	600	3000	≥80	36	51	15000	F	10	2
P PAR 16 50 36° 4.3 W/4000K GU10 ³	4058075608054	50	GU10	4.3	350	600	4000	≥80	36	51	10000	F	50	2
P PAR 16 50 36° 4.3 W/4000K GU10 ³	4058075608078	50	GU10	4.3	350	600	4000	≥80	36	51	15000	F	10	2
P PAR 16 80 60° 6.9 W/2700K GU10 ³	4058075608832	80	GU10	6.9	575	600	2700	≥80	60	51	15000	F	10	2
P PAR 16 80 36° 6.9 W/2700K GU10 ³	4058075608894	80	GU10	6.9	575	880	2700	≥80	36	51	15000	F	10	2
P PAR 16 80 36° 6.9 W/3000K GU10 ³	4058075608870	80	GU10	6.9	575	880	3000	≥80	36	51	15000	F	10	2
P PAR 16 80 60° 6.9 W/3000K GU10 ³	4058075608818	80	GU10	6.9	575	600	3000	≥80	60	51	15000	F	10	2
P PAR 16 80 36° 6.9 W/4000K GU10 ³	4058075608856	80	GU10	6.9	575	880	4000	≥80	36	51	15000	F	10	2
P PAR 16 80 60° 6.9 W/4000K GU10 ³	4058075608795	80	GU10	6.9	575	600	4000	≥80	60	51	15000	F	10	2
P PAR 16 100 36° 9.6 W/2700K GU10 ³	4058075608719	100	GU10	9.6	750	1100	2700	≥80	36	50	15000	F	10	5
P PAR 16 100 36° 9.6 W/3000K GU10 ³	4058075608696	100	GU10	9.6	750	1100	3000	≥80	36	50	15000	F	10	5
P PAR 16 100 36° 9.6 W/4000K GU10 ³	4058075608672	100	GU10	9.6	750	1100	4000	≥80	36	50	15000	F	10	5

¹ Protection class: IP20 | ² Non-dimmable | ³ All technical parameters apply to the entire lamp. Due to the complex production process for light-emitting diodes, the typical values shown for the technical LED parameters are purely statistical values that do not necessarily match the actual technical parameters of each individual product, which can vary from the typical value | ⁴ You will find further information and the exact guarantee terms and conditions at www.ledvance.com/guarantee | ⁵ 4058075608139, 4058075608092, 4058075608054 | ⁶ L70/B50 | ⁷ Energy efficiency class (EEC) on a scale of A (highest efficiency) to G (lowest efficiency)

PARATHOM PRO MR16¹

Dimmable low-voltage LED reflector lamps MR16 with retrofit pin base



Compatibility list also online:
ledvance.com/compatibility



PRODUCT FEATURES

- LED alternative to low voltage halogen lamps
- High color consistency: ≤ 3 SDCM
- Dimmable
- Base: GU5.3
- Lamp made of glass

PRODUCT BENEFITS

- Quick, simple and safe replacement without rewiring
- Design, dimensions, luminous flux comparable to an incandescent or halogen lamp
- Low maintenance costs thanks to long lifetime
- No UV and near-IR radiation in the light beam
- Stepless dimming

AREAS OF APPLICATION

- Shops and exhibition rooms
- Domestic applications
- Commercial applications
- Accent lighting
- Outdoor use in outdoor luminaires only (minimum IP65)

Product name	GTIN (EAN)	w	e	W	lm	cd	K	CRI	Δ	\varnothing (mm)	t _h ⁴	⁵		No.
PPRO MR16 20 36° 4.5 W/2700K GU5.3 ²	4058075431652	20	GU5.3	3.6	230	560	2700	97	36	51	40000	G	10	1
PPRO MR16 20 36° 4.5 W/3000K GU5.3 ²	4058075431638	20	GU5.3	3.6	230	560	3000	97	36	51	40000	G	10	1
PPRO MR16 20 36° 4.5 W/4000K GU5.3 ²	4058075431614	20	GU5.3	3.6	230	560	4000	97	36	51	40000	G	10	1
PPRO MR16 35 36° 6.3 W/2700K GU5.3 ²	4058075609433	35	GU5.3	6.3	355	620	2700	97	36	50	40000	G	10	2
PPRO MR16 35 36° 6.3 W/3000K GU5.3 ²	4058075609419	35	GU5.3	6.3	355	620	3000	97	36	50	40000	G	10	2
PPRO MR16 35 36° 6.3 W/4000K GU5.3 ²	4058075609396	35	GU5.3	6.3	355	620	4000	97	36	50	40000	G	10	2
PPRO MR16 43 36° 7.8 W/2700K GU5.3 ²	4058075609372	43	GU5.3	7.8	500	850	2700	97	36	50	40000	G	10	2
PPRO MR16 43 36° 7.8 W/3000K GU5.3 ²	4058075609358	43	GU5.3	7.8	500	850	3000	97	36	50	40000	G	10	2
PPRO MR16 43 36° 7.8 W/4000K GU5.3 ²	4058075609334	43	GU5.3	7.8	500	850	4000	97	36	50	40000	G	10	2

¹ Protection class: IP20 | ² All technical parameters apply to the entire lamp. Due to the complex production process for light-emitting diodes, the typical values shown for the technical LED parameters are purely statistical values that do not necessarily match the actual technical parameters of each individual product, which can vary from the typical value | ³ You will find further information and the exact guarantee terms and conditions at www.ledvance.com/guarantee | ⁴ L70/B50 | ⁵ Energy efficiency class (EEC) on a scale of A (highest efficiency) to G (lowest efficiency)

PARATHOM DIM MR16¹

Dimmable low-voltage LED reflector lamps MR16 with retrofit pin base



Compatibility list also online:
ledvance.com/compatibility



1 2



PRODUCT FEATURES

- LED alternative to low voltage halogen lamps
- High color consistency: ≤ 5 SDCM
- Dimmable
- Base: GU5.3
- Lamp made of glass

PRODUCT BENEFITS

- Quick, simple and safe replacement without rewiring
- Design, dimensions, luminous flux comparable to an incandescent or halogen lamp
- Low maintenance costs thanks to long lifetime
- No UV and near-IR radiation in the light beam
- Stepless dimming

AREAS OF APPLICATION

- Shops and exhibition rooms
- Domestic applications
- Commercial applications
- Accent lighting
- Outdoor use in outdoor luminaires only (minimum IP65)

Product name	GTIN (EAN)	w	W	lm	cd	K	CRI	°	d (mm)	t (h)	°	°	°	°
P MR16 20 36° 3.4 W/2700K GU5.3 ²	4058075431577	20	GU5.3	3.4	230	560	2700	≥ 90	36	51	25000	G	10	1
P MR16 20 36° 3.4 W/3000K GU5.3 ²	4058075431553	20	GU5.3	3.4	230	560	3000	≥ 90	36	51	25000	G	10	1
P MR16 20 36° 3.4 W/4000K GU5.3 ²	4058075431539	20	GU5.3	3.4	230	560	4000	≥ 90	36	51	25000	G	10	1
P MR16 35 36° 4.9 W/2700K GU5.3 ²	4058075431492	35	GU5.3	4.9	350	560	2700	≥ 90	36	51	25000	G	10	1
P MR16 35 36° 4.9 W/3000K GU5.3 ²	4058075431478	35	GU5.3	4.9	350	560	3000	≥ 90	36	51	25000	G	10	1
P MR16 35 36° 4.9 W/4000K GU5.3 ²	4058075431430	35	GU5.3	4.9	350	560	4000	≥ 90	36	51	25000	G	10	1
P MR16 50 36° 8 W/2700K GU5.3 ²	4058075609310	50	GU5.3	8	621	1000	2700	≥ 90	36	51	25000	G	10	2
P MR16 50 36° 8 W/3000K GU5.3 ²	4058075609297	50	GU5.3	8	621	1000	3000	≥ 90	36	51	25000	G	10	2
P MR16 50 36° 8 W/4000K GU5.3 ²	4058075609273	50	GU5.3	8	621	1000	4000	≥ 90	36	51	25000	G	10	2

¹ Protection class: IP20 | ² All technical parameters apply to the entire lamp. Due to the complex production process for light-emitting diodes, the typical values shown for the technical LED parameters are purely statistical values that do not necessarily match the actual technical parameters of each individual product, which can vary from the typical value | ³ You will find further information and the exact guarantee terms and conditions at www.ledvance.com/guarantee | ⁴ L70/B50 | ⁵ Energy efficiency class (EEC) on a scale of A (highest efficiency) to G (lowest efficiency)

PARATHOM MR16^{1,2}

Low-voltage LED reflector lamps MR16 with retrofit pin base



1 2



PRODUCT FEATURES

- LED alternative to low voltage halogen lamps
- High color consistency: ≤ 6 SDCM
- Not dimmable
- Base: GU5.3
- Lamp made of glass

PRODUCT BENEFITS

- Quick, simple and safe replacement without rewiring
- Design, dimensions, luminous flux comparable to an incandescent or halogen lamp
- Low maintenance costs thanks to long lifetime
- No UV and near-IR radiation in the light beam
- Instant 100 % light, no warm-up time

AREAS OF APPLICATION

- Shops and exhibition rooms
- Domestic applications
- Commercial applications
- Accent lighting
- Outdoor use in outdoor luminaires only (minimum IP65)

Product name	GTIN (EAN)	W _W	W	lm	cd	K	CRI	Δ	\varnothing d (mm)	t _h ⁵	λ ⁶	Light No.	Light No.	
P MR16 20 36° 2.6 W/2700K GU5.3 ³	4058075431379	20	GU5.3	2.6	230	680	2700	≥ 80	36	50	15000	F	10	1
P MR16 20 36° 2.6 W/3000K GU5.3 ³	4058075431355	20	GU5.3	2.6	230	680	3000	≥ 80	36	50	15000	F	10	1
P MR16 20 36° 2.6 W/4000K GU5.3 ³	4058075431317	20	GU5.3	2.6	230	680	4000	≥ 80	36	50	15000	F	10	1
P MR16 35 36° 3.8 W/2700K GU5.3 ³	4058075431256	35	GU5.3	3.8	350	790	2700	≥ 80	36	51	15000	F	10	1
P MR16 35 36° 3.8 W/3000K GU5.3 ³	4058075431218	35	GU5.3	3.8	350	790	3000	≥ 80	36	51	15000	F	10	1
P MR16 35 36° 3.8 W/4000K GU5.3 ³	4058075431157	35	GU5.3	3.8	350	790	4000	≥ 80	36	51	15000	F	10	1
P MR16 50 36° 8 W/2700K GU5.3 ³	4058075609259	50	GU5.3	8	621	1000	2700	≥ 80	36	50	15000	G	10	2
P MR16 50 36° 8 W/3000K GU5.3 ³	4058075609235	50	GU5.3	8	621	1000	3000	≥ 80	36	50	15000	G	10	2
P MR16 50 36° 8 W/4000K GU5.3 ³	4058075609211	50	GU5.3	8	621	1000	4000	≥ 80	36	50	15000	G	10	2

¹ Protection class: IP20 | ² Non-dimmable | ³ All technical parameters apply to the entire lamp. Due to the complex production process for light-emitting diodes, the typical values shown for the technical LED parameters are purely statistical values that do not necessarily match the actual technical parameters of each individual product, which can vary from the typical value | ⁴ You will find further information and the exact guarantee terms and conditions at www.ledvance.com/guarantee | ⁵ L70/B50 | ⁶ Energy efficiency class (EEC) on a scale of A (highest efficiency) to G (lowest efficiency)

PARATHOM DIM MR11¹

Dimmable low-voltage LED reflector lamps MR11 with retrofit pin base



Compatibility list also online:
ledvance.com/compatibility



1



PRODUCT FEATURES

- LED alternative to low voltage halogen lamps
- High color consistency: ≤ 6 SDCM
- Dimmable
- Base: G4
- Lamp made of glass

PRODUCT BENEFITS

- Quick, simple and safe replacement without rewiring
- Design, dimensions, luminous flux comparable to an incandescent or halogen lamp
- Low maintenance costs thanks to long lifetime
- No UV and near-IR radiation in the light beam
- Stepless dimming

AREAS OF APPLICATION

- Shops and exhibition rooms
- Domestic applications
- Commercial applications
- Accent lighting
- Outdoor use in outdoor luminaires only (minimum IP65)

Product name	GTIN (EAN)	w	W	lm	cd	K	CRI	Δ	d (mm)	t _h ⁴	⁵	No.		
P MR11 20 36° 3.2 W/2700K GU4 ²	4058075636620	20	GU4	3.2	184	400	2700	≥ 90	36	35	25 000	G	10	1
P MR11 35 36° 4.5 W/2700K GU4 ²	4058075636644	35	GU4	4.5	345	600	2700	≥ 90	36	35	25 000	G	10	1

¹ Protection class: IP20 | ² All technical parameters apply to the entire lamp. Due to the complex production process for light-emitting diodes, the typical values shown for the technical LED parameters are purely statistical values that do not necessarily match the actual technical parameters of each individual product, which can vary from the typical value | ³ You will find further information and the exact guarantee terms and conditions at www.ledvance.com/guarantee | ⁴ L70/B50 | ⁵ Energy efficiency class (EEC) on a scale of A (highest efficiency) to G (lowest efficiency)

PARATHOM MR11 12 V^{1,2}

Low-voltage LED reflector lamps MR11 with retrofit pin base



1



PRODUCT FEATURES

- LED alternative to low voltage halogen lamps
- High color consistency: ≤ 6 SDCM
- Not dimmable
- Base: GU4
- Lamp made of glass

PRODUCT BENEFITS

- Quick, simple and safe replacement without rewiring
- Design, dimensions, luminous flux comparable to an incandescent or halogen lamp
- Low maintenance costs thanks to long lifetime
- No UV and near-IR radiation in the light beam
- Compatible with many common conventional and electronic control gears (see also compatibility list)

AREAS OF APPLICATION

- Shops and exhibition rooms
- Domestic applications
- Commercial applications
- Accent lighting
- Outdoor use in outdoor luminaires only (minimum IP65)

Product name	GTIN (EAN)	W _{LED}	W	lm	cd	K	CRI	Beam angle	Ø d (mm)	t (h) ⁵	Energy efficiency class ⁶	Energy efficiency class (EEC) on a scale of A (highest efficiency) to G (lowest efficiency)	No. of lamps per box	No.
P MR11 20 36° 2.5 W/2700K GU4 ³	4058075636545	20	GU4	2.5	184	400	2700	≥ 80	36	35	15000	G	10	1
P MR11 20 36° 2.5 W/4000K GU4 ³	4058075636569	20	GU4	2.5	184	400	4000	≥ 80	36	35	15000	G	10	1
P MR11 35 36° 4.2 W/2700K GU4 ³	4058075636583	35	GU4	4.2	345	600	2700	≥ 80	36	35	15000	F	10	1
P MR11 35 36° 4.2 W/4000K GU4 ³	4058075636606	35	GU4	4.2	360	650	4000	≥ 80	36	35	15000	F	10	1

¹ Protection class: IP20 | ² Non-dimmable | ⁴ All technical parameters apply to the entire lamp. Due to the complex production process for light-emitting diodes, the typical values shown for the technical LED parameters are purely statistical values that do not necessarily match the actual technical parameters of each individual product, which can vary from the typical value | ⁵ You will find further information and the exact guarantee terms and conditions at www.ledvance.com/guarantee | ⁶ L70/B50 | ⁷ Energy efficiency class (EEC) on a scale of A (highest efficiency) to G (lowest efficiency)

PARATHOM PRO AR111¹

Low-voltage LED reflector lamps AR111 with retrofit pin base



Compatibility list also online:
ledvance.com/compatibility



1



PRODUCT FEATURES

- LED alternative to low voltage halogen lamps
- High color consistency: ≤ 4 SDCM
- Dimmable
- Base: G53
- Excellent color rendering ($R_a: 97$)

PRODUCT BENEFITS

- Quick, simple and safe replacement without rewiring
- Design, dimensions, luminous flux comparable to an incandescent or halogen lamp
- Low maintenance costs thanks to long lifetime
- No UV and near-IR radiation in the light beam
- Stepless dimming

AREAS OF APPLICATION

- Shops and exhibition rooms
- Domestic applications
- Commercial applications
- Accent lighting
- Outdoor use in outdoor luminaires only (minimum IP65)

Product name	GTIN (EAN)	w	W	lm	cd	K	CRI	θ	ϕ (mm)	t _h	η	LEDVANCE	5 year guarantee	
PPRO AR111 50 24° 7.4 W/2700K G53 ²	4058075607774	50	G53	7.4	450	1800	2700	97	24	111	40000	G	6	1
PPRO AR111 50 40° 7.4 W/2700K G53 ²	4058075607736	50	G53	7.4	450	1000	2700	97	40	111	40000	G	6	1
PPRO AR111 50 24° 7.4 W/3000K G53 ²	4058075607798	50	G53	7.4	450	1800	3000	97	24	111	40000	G	6	1
PPRO AR111 50 40° 7.4 W/3000K G53 ²	4058075607750	50	G53	7.4	450	1000	3000	97	40	111	40000	G	6	1
PPRO AR111 75 24° 11.7 W/2700K G53 ²	4058075608559	75	G53	11.7	800	2800	2700	97	24	111	40000	G	6	1
PPRO AR111 75 40° 11.7 W/2700K G53 ²	4058075608511	75	G53	11.7	800	1600	2700	97	40	111	40000	G	6	1
PPRO AR111 75 24° 11.7 W/3000K G53 ²	4058075608573	75	G53	11.7	800	2800	3000	97	24	111	40000	G	6	1
PPRO AR111 75 40° 11.7 W/3000K G53 ²	4058075608535	75	G53	11.7	800	1600	3000	97	40	111	40000	G	6	1
PPRO AR111 75 24° 11.7 W/4000K G53 ²	4058075608597	75	G53	11.7	800	2800	4000	97	24	111	40000	G	6	1
PPRO AR111 100 24° 13.5 W/2700K G53 ²	4058075608474	100	G53	13.5	950	2500	2700	97	24	111	40000	G	6	1

¹ Protection class: IP20 | ² All technical parameters apply to the entire lamp. Due to the complex production process for light-emitting diodes, the typical values shown for the technical LED parameters are purely statistical values that do not necessarily match the actual technical parameters of each individual product, which can vary from the typical value | ³ You will find further information and the exact guarantee terms and conditions at www.ledvance.com/guarantee | ⁴ L70/B50 | ⁵ Energy efficiency class (EEC) on a scale of A (highest efficiency) to G (lowest efficiency)

PARATHOM DIM PAR20¹

Dimmable LED reflector lamps PAR20 with retrofit screw base



Compatibility list also online:
ledvance.com/compatibility



1



PRODUCT FEATURES

- LED alternative to high voltage halogen lamps
- High color consistency: ≤ 6 SDCM
- Dimmable
- Base: E27
- Lamp made of glass

PRODUCT BENEFITS

- Quick, simple and safe replacement without rewiring
- Design, dimensions, luminous flux comparable to an incandescent or halogen lamp
- Low maintenance costs thanks to long lifetime
- No UV and near-IR radiation in the light beam
- Stepless dimming

AREAS OF APPLICATION

- Shops and exhibition rooms
- Domestic applications
- Commercial applications
- Accent lighting
- Outdoor use in outdoor luminaires only (minimum IP65)

Product name	GTIN (EAN)	w	W	lm	cd	K	CRI	°	d (mm)	t (h)	5	6	1	
P PAR 20 50 36° 6.4 W/2700K E27 ²	4058075607675	50	E27	6.4	350	750	2700	≥ 90	36	63	25000	G	6	1

¹ Protection class: IP20 | ² All technical parameters apply to the entire lamp. Due to the complex production process for light-emitting diodes, the typical values shown for the technical LED parameters are purely statistical values that do not necessarily match the actual technical parameters of each individual product, which can vary from the typical value | ³ You will find further information and the exact guarantee terms and conditions at www.ledvance.com/guarantee | ⁴ L70/B50 | ⁵ Energy efficiency class (EEC) on a scale of A (highest efficiency) to G (lowest efficiency)

PARATHOM DIM PAR30¹

Dimmable LED reflector lamps PAR30 with retrofit screw base



Compatibility list also online:
ledvance.com/compatibility



1



PRODUCT FEATURES

- LED alternative to high voltage halogen lamps
- High color consistency: ≤ 6 SDCM
- Dimmable
- Base: E27
- Lamp made of glass

PRODUCT BENEFITS

- Quick, simple and safe replacement without rewiring
- Design, dimensions, luminous flux comparable to an incandescent or halogen lamp
- Low maintenance costs thanks to long lifetime
- No UV and near-IR radiation in the light beam
- Stepless dimming

AREAS OF APPLICATION

- Shops and exhibition rooms
- Domestic applications
- Commercial applications
- Accent lighting
- Outdoor use in outdoor luminaires only (minimum IP65)

Product name	GTIN (EAN)	w	W	lm	cd	K	CRI	°	d (mm)	t (h)	L70/B50	Energy efficiency class (EEC)	No.	
P PAR 30 75 36° 10 W/2700K E27 ²	4058075264304	75	E27	10	633	1500	2700	≥ 90	36	95	25000	G	6	1

¹ Protection class: IP20 | ² All technical parameters apply to the entire lamp. Due to the complex production process for light-emitting diodes, the typical values shown for the technical LED parameters are purely statistical values that do not necessarily match the actual technical parameters of each individual product, which can vary from the typical value | ³ You will find further information and the exact guarantee terms and conditions at www.ledvance.com/guarantee | ⁴ L70/B50 | ⁵ Energy efficiency class (EEC) on a scale of A (highest efficiency) to G (lowest efficiency)

PARATHOM DIM PAR38

Dimmable LED reflector lamps PAR38 with retrofit screw base



Compatibility list also online:
ledvance.com/compatibility



1



PRODUCT FEATURES

- LED alternative to high voltage halogen lamps
- High color consistency: ≤ 6 SDCM
- Dimmable
- Base: E27
- Lamp made of glass

PRODUCT BENEFITS

- Quick, simple and safe replacement without rewiring
- Design, dimensions, luminous flux comparable to an incandescent or halogen lamp
- Low maintenance costs thanks to long lifetime
- No UV and near-IR radiation in the light beam
- Stepless dimming

AREAS OF APPLICATION

- Shops and exhibition rooms
- Domestic applications
- Commercial applications
- Accent lighting
- Outdoor use in outdoor luminaires only (minimum IP65)

Product name	GTIN (EAN)	WxWxH	W	lm	cd	K	CRI	θ	d (mm)	t (h)	Energy class	Guarantee	No.	
P PAR 38 120 30° 12.5 W/2700K E27 ¹	4058075264083	120	E27	15.2	1035	2800	2700	≥ 80	30	122	25 000	G	6	1

¹ All technical parameters apply to the entire lamp. Due to the complex production process for light-emitting diodes, the typical values shown for the technical LED parameters are purely statistical values that do not necessarily match the actual technical parameters of each individual product, which can vary from the typical value | ² You will find further information and the exact guarantee terms and conditions at www.ledvance.com/guarantee | ³ L70/B50 | ⁴ Energy efficiency class (EEC) on a scale of A (highest efficiency) to G (lowest efficiency)

PARATHOM PAR38¹

LED reflector lamps PAR38 with retrofit screw base



PRODUCT FEATURES

- LED alternative to high voltage halogen lamps
- High color consistency: ≤ 6 SDCM
- Not dimmable
- Base: E27
- Lamp made of glass

PRODUCT BENEFITS

- Quick, simple and safe replacement without rewiring
- Design, dimensions, luminous flux comparable to an incandescent or halogen lamp
- Low maintenance costs thanks to long lifetime
- No UV and near-IR radiation in the light beam
- Instant 100 % light, no warm-up time

AREAS OF APPLICATION

- Shops and exhibition rooms
- Domestic applications
- Commercial applications
- Accent lighting
- Outdoor use in outdoor luminaires only (minimum IP65)

Product name	GTIN (EAN)	w	W	lm	cd	K	CRI	α	ϕ (mm)	t _h ⁴	⁵			
P PAR 38 120 15° 12.5 W/2700K E27 ²	4058075264069	120	E27	12	1035	7000	2700	≥ 80	15	122	25000	F	6	1
P PAR 38 120 30° 12.5 W/2700K E27 ²	4058075264106	120	E27	12	1035	2600	2700	≥ 80	30	122	25000	F	6	2

¹ Non-dimmable | ² All technical parameters apply to the entire lamp. Due to the complex production process for light-emitting diodes, the typical values shown for the technical LED parameters are purely statistical values that do not necessarily match the actual technical parameters of each individual product, which can vary from the typical value | ³ You will find further information and the exact guarantee terms and conditions at www.ledvance.com/guarantee | ⁴ L70/B50 | ⁵ Energy efficiency class (EEC) on a scale of A (highest efficiency) to G (lowest efficiency)

PARATHOM DIM R50¹

Dimmable LED reflector lamps R50 with retrofit screw base



Compatibility list also online:
ledvance.com/compatibility



1



PRODUCT FEATURES

- LED alternative to high voltage halogen lamps
- High color consistency: ≤ 5 SDCM
- Dimmable
- Base: E14
- Lamp made of glass

PRODUCT BENEFITS

- Quick, simple and safe replacement without rewiring
- Design, dimensions, luminous flux comparable to an incandescent or halogen lamp
- Low maintenance costs thanks to long lifetime
- No UV and near-IR radiation in the light beam
- Stepless dimming

AREAS OF APPLICATION

- Shops and exhibition rooms
- Domestic applications
- Commercial applications
- Accent lighting
- Outdoor use in outdoor luminaires only (minimum IP65)

Product name	GTIN (EAN)	w	W	lm	cd	K	CRI	°	d (mm)	t(h)	L70/B50	Energy efficiency class (EEC)	No.	
P R50 60 36° 5.9 W/2700K E14 ²	4058075607811	60	E14	5.9	350	607	2700	≥ 90	36	50	25000	G	10	1

¹ Protection class: IP20 | ² All technical parameters apply to the entire lamp. Due to the complex production process for light-emitting diodes, the typical values shown for the technical LED parameters are purely statistical values that do not necessarily match the actual technical parameters of each individual product, which can vary from the typical value | ³ You will find further information and the exact guarantee terms and conditions at www.ledvance.com/guarantee | ⁴ L70/B50 | ⁵ Energy efficiency class (EEC) on a scale of A (highest efficiency) to G (lowest efficiency)

PARATHOM DIM R63¹

Dimmable LED reflector lamps R63 with retrofit screw base



Compatibility list also online:
ledvance.com/compatibility



1



PRODUCT FEATURES

- LED alternative to high voltage halogen lamps
- High color consistency: ≤ 5 SDCM
- Dimmable
- Base: E27
- Lamp made of glass

PRODUCT BENEFITS

- Quick, simple and safe replacement without rewiring
- Design, dimensions, luminous flux comparable to an incandescent or halogen lamp
- Low maintenance costs thanks to long lifetime
- No UV and near-IR radiation in the light beam
- Very high dimmer compatibility, see also www.ledvance.com/dim

AREAS OF APPLICATION

- Shops and exhibition rooms
- Domestic applications
- Commercial applications
- Accent lighting
- Outdoor use in outdoor luminaires only (minimum IP65)

Product name	GTIN (EAN)	W	lm	cd	K	CRI	°	d (mm)	t(h)	5	10	1		
P R63 60 36° 5.9 W/2700K E27 ²	4058075607897	60	E27	5.9	350	582	2700	≥ 90	36	63	25000	G	10	1

¹ Protection class: IP20 | ² All technical parameters apply to the entire lamp. Due to the complex production process for light-emitting diodes, the typical values shown for the technical LED parameters are purely statistical values that do not necessarily match the actual technical parameters of each individual product, which can vary from the typical value | ³ You will find further information and the exact guarantee terms and conditions at www.ledvance.com/guarantee | ⁴ L70/B50 | ⁵ Energy efficiency class (EEC) on a scale of A (highest efficiency) to G (lowest efficiency)

PARATHOM DIM R80¹

Dimmable LED reflector lamps R80 with retrofit screw base



Compatibility list also online:
ledvance.com/compatibility



1



PRODUCT FEATURES

- LED alternative to high voltage halogen lamps
- High color consistency: ≤ 5 SDCM
- Dimmable
- Base: E27
- Lamp made of glass

PRODUCT BENEFITS

- Quick, simple and safe replacement without rewiring
- Design, dimensions, luminous flux comparable to an incandescent or halogen lamp
- Low maintenance costs thanks to long lifetime
- No UV and near-IR radiation in the light beam
- Stepless dimming

AREAS OF APPLICATION

- Shops and exhibition rooms
- Domestic applications
- Commercial applications
- Accent lighting
- Indoors and outdoors

Product name	GTIN (EAN)	w	e	W	lm	cd	K	CRI	Δ	\varnothing d (mm)	t _h ⁵	⁶		No.
P R80 60 36° 5.9 W/2700K E27 ²	4058075609457	60	E27	5.9	350	607	2700	≥ 90	36	80	25 000	G	10	1
P R80 100 36° 9.6 W/2700K E27 ²	4058075607972	100	E27	9.6	670	1300	2700	80	36	80	25 000	G	10	1

¹ Protection class: IP20 | ² All technical parameters apply to the entire lamp. Due to the complex production process for light-emitting diodes, the typical values shown for the technical LED parameters are purely statistical values that do not necessarily match the actual technical parameters of each individual product, which can vary from the typical value | ³ You will find further information and the exact guarantee terms and conditions at www.ledvance.com/guarantee | ⁴ 4058075609457 | ⁵ L70/B50 | ⁶ Energy efficiency class (EEC) on a scale of A (highest efficiency) to G (lowest efficiency)

LED STAR R39^{1,2}

LED reflector lamps R39 with retrofit screw base



1



PRODUCT FEATURES

- LED alternative to high voltage halogen lamps
- High color consistency: ≤ 6 SDCM
- Not dimmable
- Base: E14
- Lamp made of glass

PRODUCT BENEFITS

- Quick, simple and safe replacement without rewiring
- Design, dimensions, luminous flux comparable to an incandescent or halogen lamp
- Low maintenance costs thanks to long lifetime
- No UV and near-IR radiation in the light beam
- Instant 100 % light, no warm-up time

AREAS OF APPLICATION

- Shops and exhibition rooms
- Domestic applications
- Commercial applications
- Accent lighting
- Outdoor use in outdoor luminaires only (minimum IP65)

Product name	GTIN (EAN)	W	lm	cd	K	CRI	°	d (mm)	t (h)	°	°	No.		
ST R39 25 36° 1.5 W/2700K E14 ³	4058075433243	25	E14	1.5	110	248	2700	≥ 80	36	39	15000	F	6	1

¹ Protection class: IP20 | ² Non-dimmable | ³ All technical parameters apply to the entire lamp. Due to the complex production process for light-emitting diodes, the typical values shown for the technical LED parameters are purely statistical values that do not necessarily match the actual technical parameters of each individual product, which can vary from the typical value | ⁴ You will find further information and the exact guarantee terms and conditions at www.ledvance.com/guarantee | ⁵ L70/B50 | ⁶ Energy efficiency class (EEC) on a scale of A (highest efficiency) to G (lowest efficiency)

PARATHOM R50^{1,2}

LED reflector lamps R50 with retrofit screw base



1



PRODUCT FEATURES

- LED alternative to high voltage halogen lamps
- Not dimmable
- Base: E14
- Lamp made of glass
- Good quality of light; color rendering index $R_a \geq 80$

PRODUCT BENEFITS

- Quick, simple and safe replacement without rewiring
- Design, dimensions, luminous flux comparable to an incandescent or halogen lamp
- Low maintenance costs thanks to long lifetime
- No UV and near-IR radiation in the light beam
- Instant 100 % light, no warm-up time

AREAS OF APPLICATION

- Shops and exhibition rooms
- Domestic applications
- Commercial applications
- Accent lighting
- Outdoor use in outdoor luminaires only (minimum IP65)

Product name	GTIN (EAN)	W	W	lm	cd	K	CRI	°	d (mm)	t(h) ⁵	°	°	°	°
P R50 25 36° 1.5 W/2700K E14 ³	4058075607934	25	E14	110	248	2700	≥80	36	50	15000	F	10	1	
P R50 40 36° 2.6 W/2700K E14 ³	4058075607859	40	E14	210	398	2700	≥80	36	50	15000	F	10	1	
P R50 60 36° 4.3 W/2700K E14 ³	4058075607835	60	E14	350	582	2700	≥80	36	50	15000	F	10	1	

¹ Protection class: IP20 | ² Non-dimmable | ³ All technical parameters apply to the entire lamp. Due to the complex production process for light-emitting diodes, the typical values shown for the technical LED parameters are purely statistical values that do not necessarily match the actual technical parameters of each individual product, which can vary from the typical value | ⁴ You will find further information and the exact guarantee terms and conditions at www.ledvance.com/guarantee | ⁵ L70/B50 | ⁶ Energy efficiency class (EEC) on a scale of A (highest efficiency) to G (lowest efficiency)

PARATHOM R63^{1,2}

LED reflector lamps R63 with retrofit screw base



1



PRODUCT FEATURES

- LED alternative to high voltage halogen lamps
- Not dimmable
- Base: E27
- Lamp made of glass
- Good quality of light; color rendering index $R_a \geq 80$

PRODUCT BENEFITS

- Quick, simple and safe replacement without rewiring
- Design, dimensions, luminous flux comparable to an incandescent or halogen lamp
- Low maintenance costs thanks to long lifetime
- No UV and near-IR radiation in the light beam
- Instant 100 % light, no warm-up time

AREAS OF APPLICATION

- Shops and exhibition rooms
- Domestic applications
- Commercial applications
- Accent lighting
- Outdoor use in outdoor luminaires only (minimum IP65)

Product name	GTIN (EAN)	W	lm	cd	K	CRI	°	d (mm)	t(h) ⁵	°	°	°	°	°
P R63 40 36° 2.6 W/2700K E27 ³	4058075607910	40	E27	2.6	210	398	2700	≥80	36	63	15000	F	10	1
P R63 60 36° 4.3 W/2700K E27 ³	4058075607873	60	E27	4.3	350	582	2700	≥80	36	63	15000	F	10	1

¹ Protection class: IP20 | ² Non-dimmable | ³ All technical parameters apply to the entire lamp. Due to the complex production process for light-emitting diodes, the typical values shown for the technical LED parameters are purely statistical values that do not necessarily match the actual technical parameters of each individual product, which can vary from the typical value | ⁴ You will find further information and the exact guarantee terms and conditions at www.ledvance.com/guarantee | ⁵ L70/B50 | ⁶ Energy efficiency class (EEC) on a scale of A (highest efficiency) to G (lowest efficiency)

PARATHOM R80^{1,2}

LED reflector lamps R80 with retrofit screw base



1



PRODUCT FEATURES

- LED alternative to high voltage halogen lamps
- Not dimmable
- Base: E27
- Lamp made of glass
- Good quality of light; color rendering index $R_a \geq 80$

PRODUCT BENEFITS

- Quick, simple and safe replacement without rewiring
- Design, dimensions, luminous flux comparable to an incandescent or halogen lamp
- Low maintenance costs thanks to long lifetime
- No UV and near-IR radiation in the light beam
- Instant 100 % light, no warm-up time

AREAS OF APPLICATION

- Shops and exhibition rooms
- Domestic applications
- Commercial applications
- Accent lighting
- Outdoor use in outdoor luminaires only (minimum IP65)

Product name	GTIN (EAN)	W ³	lm	cd	K	CRI	°	d (mm)	t _h ⁵	°	°	°	°	°
P R80 60 36° 4.3 W/2700K E27 ³	4058075608658	60	E27	4.3	350	582	2700	≥80	36	80	15000	F	10	1
P R80 100 36° 9.1 W/2700K E27 ³	4058075607958	100	E27	9.1	670	1300	2700	≥80	36	80	15000	G	10	1

¹ Protection class: IP20 | ² Non-dimmable | ³ All technical parameters apply to the entire lamp. Due to the complex production process for light-emitting diodes, the typical values shown for the technical LED parameters are purely statistical values that do not necessarily match the actual technical parameters of each individual product, which can vary from the typical value | ⁴ You will find further information and the exact guarantee terms and conditions at www.ledvance.com/guarantee | ⁵ L70/B50 | ⁶ Energy efficiency class (EEC) on a scale of A (highest efficiency) to G (lowest efficiency)

LED VALUE PAR16^{1,2}

LED reflector lamps PAR16 with retrofit pin base



GLASS

PRODUCT FEATURES

- LED alternative to high voltage halogen lamps
- Not dimmable
- Base: GU10
- Lamp made of glass
- Good quality of light; color rendering index $R_a: \geq 80$

PRODUCT BENEFITS

- Quick, simple and safe replacement without rewiring
- Design, dimensions, luminous flux comparable to an incandescent or halogen lamp
- Low maintenance costs thanks to long lifetime
- No UV and near-IR radiation in the light beam
- Instant 100 % light, no warm-up time

AREAS OF APPLICATION

- Shops and exhibition rooms
- Domestic applications
- Commercial applications
- Accent lighting
- Outdoor use in outdoor luminaires only (minimum IP65)

Product name	GTIN (EAN)	W _W	W	lm	cd	K	CRI	△°	∅ _d (mm)	t _{1/2} ⁴	Energy efficiency class (EEC)	Light No.	Light No.	
LED VALUE PAR 16 50 36° 4.3 W/3000K GU10 ³	4058075096622	50	GU10	4.3	350	600	3000	≥80	36	51	10 000	F	10	1
LED VALUE PAR 16 50 36° 4.3 W/4000K GU10 ³	4058075055155	50	GU10	4.3	350	600	4000	≥80	36	51	10 000	F	10	1
LED VALUE PAR 16 50 36° 4.3 W/6500K GU10 ³	4058075817715	50	GU10	4.3	350	600	6500	≥80	36	50	10 000	F	10	1
VALUE PAR 16 80 36° 6.9 W/3000K GU10 ³	4058075096646	80	GU10	6.9	575	880	3000	≥80	36	51	10 000	F	10	1
LED VALUE PAR 16 60° 6.9 W/3000K GU10 ³	4058075096769	80	GU10	6.9	575	600	3000	≥80	60	51	10 000	F	10	1
VALUE PAR 16 80 120° 6.9 W/3000K GU10 ³	4058075096707	49	GU10	6.9	620	180	3000	≥80	120	51	10 000	F	10	2
VALUE PAR 16 80 36° 6.9 W/4000K GU10 ³	4058075096660	80	GU10	6.9	575	880	4000	≥80	36	51	10 000	F	10	1
LED VALUE PAR 16 60° 6.9 W/4000K GU10 ³	4058075096783	80	GU10	6.9	575	600	4000	≥80	60	51	10 000	F	10	1
VALUE PAR 16 80 120° 6.9 W/4000K GU10 ³	4058075096721	49	GU10	6.9	620	180	4000	≥80	120	51	10 000	F	10	2
VALUE PAR 16 80 36° 6.9 W/6500K GU10 ³	4058075096684	80	GU10	6.9	575	880	6500	≥80	36	51	10 000	F	10	1
VALUE PAR 16 80 120° 6.9 W/6500K GU10 ³	4058075096745	49	GU10	6.9	620	180	6500	≥80	120	51	10 000	F	10	2

¹ Protection class: IP20 | ² Non-dimmable | ³ All technical parameters apply to the entire lamp. Due to the complex production process for light-emitting diodes, the typical values shown for the technical LED parameters are purely statistical values that do not necessarily match the actual technical parameters of each individual product, which can vary from the typical value | ⁴ L70/B50 | ⁵ Energy efficiency class (EEC) on a scale of A (highest efficiency) to G (lowest efficiency)

LED CLASSIC A GLOWdim¹

LED lamps with GLOWdim effect, classic bulb shape



Compatibility list also online:
ledvance.com/compatibility



1



PRODUCT FEATURES

- LED alternative to conventional lamps
- Dimming changes light color from warm white (2,700 K) to extra warm white (2,200 K)
- Good quality of light; color rendering index $R_a: \geq 80$
- Dimmable
- Mercury-free lamps

PRODUCT BENEFITS

- Provides an especially warm light when dimmed down
- Directly controllable via standard dimmer, no remote control required
- Clear lamps with innovative LED „filament“ technology
- Design, dimensions, luminous flux comparable to an incandescent or halogen lamp
- Long lifetime of up to 15,000 h

AREAS OF APPLICATION

- Perfect for decorative installations
- Hospitality
- Historical buildings
- Residential interiors
- Marine lighting

Product name	GTIN (EAN)	w _± W	W	lm	K	CRI	I _{lm} [mm]	d [mm]	Light bulb icon	t _h ⁴	E ⁵	Guarantee icon	No.	
ST PLUS GLOW DIM CLAS A 40 CL 4.5 W/2200...2700K E27 ²	4058075435568	40	E27	4	470	2200...2700	≥80	105	60	clear	15 000	E	4	1
ST PLUS GLOW DIM CLAS A 60 CL 7 W/2200...2700K E27 ²	4058075435537	60	E27	6.5	806	2200...2700	≥80	105	60	clear	15 000	E	4	1

¹ Protection class: IP20 | ² Dimmable (with many common dimmers, see also www.ledvance.com/dim) All technical parameters apply to the entire lamp. Due to the complex production process for light-emitting diodes, the typical values shown for the technical LED parameters are purely statistical values that do not necessarily match the actual technical parameters of each individual product, which can vary from the typical value | ³ You will find further information and the exact guarantee terms and conditions at www.ledvance.com/guarantee | ⁴ L70/B50 | ⁵ Energy efficiency class (EEC) on a scale of A (highest efficiency) to G (lowest efficiency)

LED SUPERSTAR CLASSIC B GLOWdim¹

LED lamps with GLOWdim effect, classic candle shape



Compatibility list also online:
ledvance.com/compatibility



1



PRODUCT FEATURES

- LED alternative to conventional lamps
- Dimming changes light color from warm white (2,700 K) to extra warm white (2,200 K)
- Good quality of light; color rendering index $R_a: \geq 80$
- Dimmable
- Mercury-free lamps

PRODUCT BENEFITS

- Provides an especially warm light when dimmed down
- Directly controllable via standard dimmer, no remote control required
- Can be easily combined with other GLOWdim products in one application
- Very long lifetime of up to 25,000 h
- Low energy consumption

AREAS OF APPLICATION

- Hospitality
- Historical buildings
- Residential interiors
- Marine lighting
- Outdoor use in outdoor luminaires only (minimum IP65)

Product name	GTIN (EAN)	w	W	lm	K	CRI	$\frac{l}{d}$ [mm]	$\frac{d}{d}$ [mm]	Light bulb icon	t[h]	Energy efficiency class	Light bulb icon	No.	
ST PLUS GLOW DIM CLAS B 40 GLOWdim 4.5 W/2200...2700K E14 ²	4058075435490	40	E14	4	470	2200...2700	≥ 80	115	35	clear	15 000	E	4	1

¹ Protection class: IP20 | ² Dimmable (with many common dimmers, see also www.ledvance.com/dim) All technical parameters apply to the entire lamp. Due to the complex production process for light-emitting diodes, the typical values shown for the technical LED parameters are purely statistical values that do not necessarily match the actual technical parameters of each individual product, which can vary from the typical value | ³ You will find further information and the exact guarantee terms and conditions at www.ledvance.com/guarantee | ⁴ L70/B50 | ⁵ Energy efficiency class (EEC) on a scale of A (highest efficiency) to G (lowest efficiency)

LED SUPERSTAR CLASSIC GLOBE GLOWdim¹

LED lamps with GLOWdim effect, classic ball shape



Compatibility list also online:
ledvance.com/compatibility



1



PRODUCT FEATURES

- LED alternative to conventional lamps
- Dimming changes light color from warm white (2,700 K) to extra warm white (2,200 K)
- Good quality of light; color rendering index $R_a: \geq 80$
- Dimmable
- Mercury-free lamps

PRODUCT BENEFITS

- Provides an especially warm light when dimmed down
- Directly controllable via standard dimmer, no remote control required
- Can be easily combined with other GLOWdim products in one application
- Very long lifetime of up to 25,000 h
- Low energy consumption

AREAS OF APPLICATION

- Hospitality
- Historical buildings
- Residential interiors
- Marine lighting
- Outdoor use in outdoor luminaires only (minimum IP65)

Product name	GTIN (EAN)	w	W	lm	K	CRI	$\frac{l}{d}$ (mm)	$\frac{d}{d}$ (mm)	Light bulb icon	t(h)	Energy efficiency class	No.	No.	
ST PLUS GLOW DIM GLOBE 60 7 W/2200...2700K E27 ²	4058075808942	60	E27	6.5	806	2200...2700	≥ 80	168	124	clear	15 000	E	4	1

¹ Protection class: IP20 | ² Dimmable (with many common dimmers, see also www.ledvance.com/dim) All technical parameters apply to the entire lamp. Due to the complex production process for light-emitting diodes, the typical values shown for the technical LED parameters are purely statistical values that do not necessarily match the actual technical parameters of each individual product, which can vary from the typical value | ³ You will find further information and the exact guarantee terms and conditions at www.ledvance.com/guarantee | ⁴ L70/B50 | ⁵ Energy efficiency class (EEC) on a scale of A (highest efficiency) to G (lowest efficiency)

LED SUPERSTAR CLASSIC P GLOWdim¹

LED lamps with GLOWdim effect, classic mini-ball shape



Compatibility list also online:
ledvance.com/compatibility



1



PRODUCT FEATURES

- LED alternative to conventional lamps
- Dimming changes light color from warm white (2,700 K) to extra warm white (2,200 K)
- Good quality of light; color rendering index $R_a: \geq 80$
- Dimmable
- Mercury-free lamps

PRODUCT BENEFITS

- Provides an especially warm light when dimmed down
- Directly controllable via standard dimmer, no remote control required
- Can be easily combined with other GLOWdim products in one application
- Very long lifetime of up to 25,000 h
- Low energy consumption

AREAS OF APPLICATION

- Hospitality
- Historical buildings
- Residential interiors
- Marine lighting
- Outdoor use in outdoor luminaires only (minimum IP65)

Product name	GTIN (EAN)	w	W	lm	K	CRI	$\frac{l}{d}$ (mm)	$\frac{d}{d}$ (mm)	t(h)	Energy efficiency class (EEC)	No.			
ST PLUS GLOW DIM CLAS P 40 4.5 W/2200...2700K E14 ²	4058075435476	40	E14	4	470	2200...2700	≥ 80	107	45	clear	15 000	E	4	1

¹ Protection class: IP20 | ² Dimmable (with many common dimmers, see also www.ledvance.com/dim) All technical parameters apply to the entire lamp. Due to the complex production process for light-emitting diodes, the typical values shown for the technical LED parameters are purely statistical values that do not necessarily match the actual technical parameters of each individual product, which can vary from the typical value | ³ You will find further information and the exact guarantee terms and conditions at www.ledvance.com/guarantee | ⁴ L70/B50 | ⁵ Energy efficiency class (EEC) on a scale of A (highest efficiency) to G (lowest efficiency)

PARATHOM PAR16 GLOWdim¹

LED reflector lamps PAR16 with GLOWdim effect



Compatibility list also online:
ledvance.com/compatibility



1



PRODUCT FEATURES

- LED alternative to high voltage halogen lamps
- Dimmable
- Base: GU10
- Lamp made of glass
- Good quality of light; color rendering index $R_a \geq 80$

PRODUCT BENEFITS

- Always fitting light atmosphere by changing light color from warm white to extra warm white with dimming
- Quick, simple and safe replacement without rewiring
- Design, dimensions, luminous flux comparable to an incandescent or halogen lamp
- Low maintenance costs thanks to long lifetime
- No UV and near-IR radiation in the light beam

AREAS OF APPLICATION

- Shops and exhibition rooms
- Domestic applications
- Commercial applications
- Accent lighting
- Outdoor use in outdoor luminaires only (minimum IP65)

Product name	GTIN (EAN)	wΔw	⊘	W	lm	K	CRI	$\frac{l}{d}$ [mm]	$\frac{d}{d}$ [mm]	t[h] ⁴	⊞ ⁵	⊞	⊞ No.
P AR111 50 36° 4.5 W/2700K GU10 ²	4058075608498	50	GU10	4.5	350	2700	≥80	54	50	25 000	F	10	1

¹ Protection class: IP20 | ² All technical parameters apply to the entire lamp. Due to the complex production process for light-emitting diodes, the typical values shown for the technical LED parameters are purely statistical values that do not necessarily match the actual technical parameters of each individual product, which can vary from the typical value | ³ You will find further information and the exact guarantee terms and conditions at www.ledvance.com/guarantee | ⁴ L70/B50 | ⁵ Energy efficiency class (EEC) on a scale of A (highest efficiency) to G (lowest efficiency)

PARATHOM PRO AR111¹

Low-voltage LED reflector lamps AR111 with GLOWdim effect



Compatibility list also online:
ledvance.com/compatibility



1



PRODUCT FEATURES

- LED alternative to low voltage halogen lamps
- Dimmable
- Base: G53
- Excellent color rendering (R_a : 97)
- Lifetime: up to 40,000 h

PRODUCT BENEFITS

- Always fitting light atmosphere by changing light color from warm white to extra warm white with dimming
- Quick, simple and safe replacement without rewiring
- Design, dimensions, luminous flux comparable to an incandescent or halogen lamp
- Low maintenance costs thanks to long lifetime
- No UV and near-IR radiation in the light beam

AREAS OF APPLICATION

- Shops and exhibition rooms
- Domestic applications
- Commercial applications
- Accent lighting
- Outdoor use in outdoor luminaires only (minimum IP65)

Product name	GTIN (EAN)	wΔw	⊘	W	lm	K	CRI	$\frac{l}{d}$ [mm]	$\frac{d}{d}$ [mm]	t[h] ⁴	$\frac{l}{l}$ ⁵		No.
SST AR111 50 24° 7.2 W/2700K G53 ²	4058075608634	50	G53	7.2	450	2700	≥90	55	111	40 000	G	6	1
SST AR111 50 40° 7.2 W/2700K G53 ²	4058075608610	50	G53	7.2	450	2700	≥90	55	111	40 000	G	6	1

¹ Protection class: IP20 | ² All technical parameters apply to the entire lamp. Due to the complex production process for light-emitting diodes, the typical values shown for the technical LED parameters are purely statistical values that do not necessarily match the actual technical parameters of each individual product, which can vary from the typical value | ³ You will find further information and the exact guarantee terms and conditions at www.ledvance.com/guarantee | ⁴ L70/B50 | ⁵ Energy efficiency class (EEC) on a scale of A (highest efficiency) to G (lowest efficiency)

LED RELAX and ACTIVE CLASSIC A^{1,2}

LED lamps, classic bulb shape



1



PRODUCT FEATURES

- Provides color temperatures of 2,700 K and 4,000 K in the same lamp
- Controllable via standard wall switch
- Good quality of light; color rendering index R_a : ≥ 80
- Mercury-free lamps

PRODUCT BENEFITS

- Creates individual atmospheres: Warm White to relax, Cool White for activity
- Easy change of color temperature with double click of wall switch
- Always fitting light due to two light colors in one lamp: Warm White and Cool White
- Supports the biorhythm through activating and relaxing light color
- Long lifetime of up to 15,000 h

AREAS OF APPLICATION

- Supports the bio rhythm when used in bed and children's room
- Outdoor use in outdoor luminaires only (minimum IP65)

Product name	GTIN (EAN)	w	w	W	lm	K	CRI	$\frac{l}{d}$ [mm]	$\frac{\phi}{d}$ [mm]	Light bulb icon	t[h] ⁵	Energy efficiency class icon ⁶	Guarantee icon	No.
ST PLUS ACT/REL CLAS A 60 FIL 7 W/2700/4000K E27 ³	4058075434820	60	E27	7	806	2700/4000	≥ 80	105	60	clear	15 000	E	4	1

¹ Protection class: IP20 | ² Non-dimmable | ³ All technical parameters apply to the entire lamp. Due to the complex production process for light-emitting diodes, the typical values shown for the technical LED parameters are purely statistical values that do not necessarily match the actual technical parameters of each individual product, which can vary from the typical value | ⁴ You will find further information and the exact guarantee terms and conditions at www.ledvance.com/guarantee | ⁵ L70/B50 | ⁶ Energy efficiency class (EEC) on a scale of A (highest efficiency) to G (lowest efficiency)

LED RELAX and ACTIVE CLASSIC B^{1,2}

LED lamps with two light colors in one lamp



1



PRODUCT FEATURES

- Provides color temperatures of 2,700 K and 4,000 K in the same lamp
- Controllable via standard wall switch
- Good quality of light; color rendering index R_a : ≥ 80
- Mercury-free lamps

PRODUCT BENEFITS

- Creates individual atmospheres: Warm White to relax, Cool White for activity
- Easy change of color temperature with double click of wall switch
- Always fitting light due to two light colors in one lamp: Warm White and Cool White
- Supports the biorhythm through activating and relaxing light color
- Long lifetime of up to 15,000 h

AREAS OF APPLICATION

- Supports the bio rhythm when used in bed and children's room
- Outdoor use in outdoor luminaires only (minimum IP65)

Product name	GTIN (EAN)	w	W	lm	K	CRI	$\frac{l}{d}$ (mm)	$\frac{\phi}{d}$ (mm)	Light bulb icon	t(h) ⁵	Energy efficiency class (EEC) ⁶	IP	No.	
ST PLUS ACT/REL CLAS B 40 CL 4 W/2700/4000K E14 ³	4058075434783	40	E14	4	470	2700/4000	≥ 80	97	35	clear	15000	E	4	1

¹ Protection class: IP20 | ² Non-dimmable | ³ All technical parameters apply to the entire lamp. Due to the complex production process for light-emitting diodes, the typical values shown for the technical LED parameters are purely statistical values that do not necessarily match the actual technical parameters of each individual product, which can vary from the typical value | ⁴ You will find further information and the exact guarantee terms and conditions at www.ledvance.com/guarantee | ⁵ L70/B50 | ⁶ Energy efficiency class (EEC) on a scale of A (highest efficiency) to G (lowest efficiency)

LED RELAX and ACTIVE CLASSIC P^{1,2}

LED lamps with two light colors in one lamp



1



PRODUCT FEATURES

- Controllable via standard wall switch
- Good quality of light; color rendering index $R_a \geq 80$
- Mercury-free lamps

PRODUCT BENEFITS

- Creates individual atmospheres: Warm White to relax, Cool White for activity
- Easy change of color temperature with double click of wall switch
- Always fitting light due to two light colors in one lamp: Warm White and Cool White
- Supports the biorhythm through activating and relaxing light color
- Low energy consumption

AREAS OF APPLICATION

- Supports the bio rhythm when used in bed and children's room
- Outdoor use in outdoor luminaires only (minimum IP65)

Product name	GTIN (EAN)	w	w	W	lm	K	CRI	$\frac{l}{d}$ [mm]	$\frac{d}{d}$ [mm]	Light bulb icon	t _h ⁵	Energy efficiency icon ⁶	Box icon	Light bulb icon No.
ST PLUSACT/REL CLAS P 40 4 W/2700/4000K E14 ³	4058075434745	40	E14	4	470	2700/4000	≥80	78	45	clear	15000	E	4	1

¹ Protection class: IP20 | ² Non-dimmable | ³ All technical parameters apply to the entire lamp. Due to the complex production process for light-emitting diodes, the typical values shown for the technical LED parameters are purely statistical values that do not necessarily match the actual technical parameters of each individual product, which can vary from the typical value | ⁴ You will find further information and the exact guarantee terms and conditions at www.ledvance.com/guarantee | ⁵ L70/B50 | ⁶ Energy efficiency class (EEC) on a scale of A (highest efficiency) to G (lowest efficiency)

LED RELAX and ACTIVE PAR16^{1,2}

LED reflector lamps PAR16 with retrofit pin base



1



PRODUCT FEATURES

- LED alternative to high voltage halogen lamps
- Not dimmable
- Base: GU10
- Lamp made of glass
- Good quality of light; color rendering index $R_a \geq 80$

PRODUCT BENEFITS

- Always fitting light due to two light colors in one lamp: Warm White and Cool White
- Quick, simple and safe replacement without rewiring
- Design, dimensions, luminous flux comparable to an incandescent or halogen lamp
- Low maintenance costs thanks to long lifetime
- No UV and near-IR radiation in the light beam

AREAS OF APPLICATION

- Shops and exhibition rooms
- Domestic applications
- Commercial applications
- Accent lighting
- Outdoor use in outdoor luminaires only (minimum IP65)

Product name	GTIN (EAN)	w/w	W	lm	K	CRI	$\frac{l}{d}$ (mm)	ϕ d (mm)	t(h) ⁵	$\frac{l}{d}$ (mm) ⁶	Energy efficiency class (EEC)	No.	
SST Active & Relax PAR 16 50 36° 5.2 W/2700/4000K GU10 ³	4058075105638	50	GU10	5.2	350	2700/4000	≥ 80	54	50	15 000	A+	6	1

¹ Protection class: IP20 | ² Non-dimmable | ³ All technical parameters apply to the entire lamp. Due to the complex production process for light-emitting diodes, the typical values shown for the technical LED parameters are purely statistical values that do not necessarily match the actual technical parameters of each individual product, which can vary from the typical value | ⁴ You will find further information and the exact guarantee terms and conditions at www.ledvance.com/guarantee | ⁵ L70/B50 | ⁶ Energy efficiency class (EEC) on a scale of A (highest efficiency) to G (lowest efficiency)

LED THREE STEP DIM CLASSIC A^{1,2}

LED lamps with three-step dimming



1



PRODUCT FEATURES

- Dimmable in three steps: 100 %, 45 % and 15 %
- Controllable via standard wall switch
- Good quality of light; color rendering index R_a: ≥ 80
- Mercury-free lamps

PRODUCT BENEFITS

- Easy three-step dimming by repeatedly pressing the wall switch
- Easy and cost-effective operation, no dimmer required
- Low energy consumption
- Easy relamping thanks to compact design
- Instant 100 % light, no warm-up time

AREAS OF APPLICATION

- Wherever dimming was originally not planned
- Residential interiors
- Hospitality
- Outdoor use in outdoor luminaires only (minimum IP65)

Product name	GTIN (EAN)	w	W	lm	K	CRI	l [mm]	∅ d [mm]	Light bulb icon	t [h]	Energy efficiency class icon	Guarantee icon	No.	
ST PLUS 3XDIM CLAS A 60 7 W/2700K E27 ³	4058075436787	60	E27	6.5	806	2700	≥80	105	60	clear	15000	E	4	1

¹ Protection class: IP20 | ² Non-dimmable | ³ All technical parameters apply to the entire lamp. Due to the complex production process for light-emitting diodes, the typical values shown for the technical LED parameters are purely statistical values that do not necessarily match the actual technical parameters of each individual product, which can vary from the typical value | ⁴ You will find further information and the exact guarantee terms and conditions at www.ledvance.com/guarantee | ⁵ L70/B50 | ⁶ Energy efficiency class (EEC) on a scale of A (highest efficiency) to G (lowest efficiency)

LED THREE STEP DIM CLASSIC B^{1,2}

LED lamps with three-step dimming



1



PRODUCT FEATURES

- Dimmable in three steps: 100 %, 55 % and 10 %
- Controllable via standard wall switch
- Good quality of light; color rendering index R_a : ≥ 80
- Mercury-free lamps

PRODUCT BENEFITS

- Easy three-step dimming by repeatedly pressing the wall switch
- Easy and cost-effective operation, no dimmer required
- Low energy consumption
- Easy relamping thanks to compact design
- Instant 100 % light, no warm-up time

AREAS OF APPLICATION

- Wherever dimming was originally not planned
- Residential interiors
- Hospitality
- Outdoor use in outdoor luminaires only (minimum IP65)

Product name	GTIN (EAN)	w	w	W	lm	K	CRI	$\frac{l}{d}$ [mm]	$\frac{d}{l}$ [mm]	Light bulb icon	t _h ⁵	Energy efficiency icon ⁶	Box icon	No.
ST PLUS 3xDIM CLAS B 40 4 W/2700K E14 ³	4058075434462	40	E14	4	470	2700	≥ 80	100	35	clear	15000	E	4	1

¹ Protection class: IP20 | ² Non-dimmable | ³ All technical parameters apply to the entire lamp. Due to the complex production process for light-emitting diodes, the typical values shown for the technical LED parameters are purely statistical values that do not necessarily match the actual technical parameters of each individual product, which can vary from the typical value | ⁴ You will find further information and the exact guarantee terms and conditions at www.ledvance.com/guarantee | ⁵ L70/B50 | ⁶ Energy efficiency class (EEC) on a scale of A (highest efficiency) to G (lowest efficiency)

LED THREE STEP DIM CLASSIC P^{1,2}

LED lamps with three-step dimming



1



PRODUCT FEATURES

- Dimmable in three steps: 100 %, 55 % and 10 %
- Controllable via standard wall switch
- Good quality of light; color rendering index R_a : ≥ 80
- Mercury-free lamps

PRODUCT BENEFITS

- Easy three-step dimming by repeatedly pressing the wall switch
- Easy and cost-effective operation, no dimmer required
- Low energy consumption
- Easy relamping thanks to compact design
- Instant 100 % light, no warm-up time

AREAS OF APPLICATION

- Wherever dimming was originally not planned
- Residential interiors
- Hospitality
- Outdoor use in outdoor luminaires only (minimum IP65)

Product name	GTIN (EAN)	w	W	lm	K	CRI	$\frac{l}{d}$ [mm]	\varnothing [mm]	Light bulb icon	t _h ⁵	Energy efficiency icon ⁶	Relamping icon	No.	
ST PLUS 3XDIM CLAS P 40 4 W/2700K E14 ³	4058075434448	40	E14	4	470	2700	≥ 80	77	45	clear	15000	E	4	1

¹ Protection class: IP20 | ² Non-dimmable | ³ All technical parameters apply to the entire lamp. Due to the complex production process for light-emitting diodes, the typical values shown for the technical LED parameters are purely statistical values that do not necessarily match the actual technical parameters of each individual product, which can vary from the typical value | ⁴ You will find further information and the exact guarantee terms and conditions at www.ledvance.com/guarantee | ⁵ L70/B50 | ⁶ Energy efficiency class (EEC) on a scale of A (highest efficiency) to G (lowest efficiency)

LED THREE STEP DIM PIN G9¹

LED lamps with three-step dimming



1



2

PRODUCT FEATURES

- Dimmable in three steps: 100 %, 45 % and 15 %
- Controllable via standard wall switch
- Good quality of light; color rendering index R_a : ≥ 80

PRODUCT BENEFITS

- Easy three-step dimming by repeatedly pressing the wall switch
- Easy and cost-effective operation, no dimmer required
- Very long lifetime of up to 25,000 h
- Four year guarantee

AREAS OF APPLICATION

- Wherever dimming was originally not planned
- Residential interiors
- Hospitality
- Outdoor applications only in suitable luminaires

Product name

GTIN (EAN)



ST+ 3XD PIN 40 4 W/2700K G9

4058075432277

40

G9

4

470

2700

80

59

18

clear

25 000

E

4

1

¹ Protection class: IP20 | ² You will find further information and the exact guarantee terms and conditions at www.ledvance.com/guarantee | ³ L70/B50 | ⁴ Energy efficiency class (EEC) on a scale of A (highest efficiency) to G (lowest efficiency)

LED THREE STEP DIM PAR16^{1,2}

LED reflector lamps PAR16 with three-step dimming



1



4

PRODUCT FEATURES

- LED alternative to high voltage halogen lamps
- Dimmable
- Base: GU10
- Lamp made of glass
- Good quality of light; color rendering index $R_a \geq 80$

PRODUCT BENEFITS

- Easy three-step dimming by repeatedly pressing the wall switch
- Quick, simple and safe replacement without rewiring
- Design, dimensions, luminous flux comparable to an incandescent or halogen lamp
- Low maintenance costs thanks to long lifetime
- No UV and near-IR radiation in the light beam

AREAS OF APPLICATION

- Shops and exhibition rooms
- Domestic applications
- Commercial applications
- Accent lighting
- Outdoor use in outdoor luminaires only (minimum IP65)

Product name	GTIN (EAN)	w	W	lm	K	CRI	I (mm)	d (mm)	t (h)	5	6	8	9	10
SST PAR 16 50 36° 4.5 W/2700K GU10 ³	4058075433182	50	GU10	4.5	350	2700	80	54	50	15000	F	4	4	1

¹ Protection class: IP20 | ² Non-dimmable | ³ All technical parameters apply to the entire lamp. Due to the complex production process for light-emitting diodes, the typical values shown for the technical LED parameters are purely statistical values that do not necessarily match the actual technical parameters of each individual product, which can vary from the typical value | ⁴ You will find further information and the exact guarantee terms and conditions at www.ledvance.com/guarantee | ⁵ L70/B50 | ⁶ Energy efficiency class (EEC) on a scale of A (highest efficiency) to G (lowest efficiency)

LED DAYLIGHT SENSOR CLASSIC A^{1,2}

Special LED lamps with daylight sensor, classic bulb shape



1



PRODUCT FEATURES

- LED alternative to conventional lamps
- High color consistency: ≤ 6 SDCM
- Mercury-free lamps

PRODUCT BENEFITS

- Short payback period thanks to low energy consumption and maintenance costs
- Energy-saving lighting solution because of automatic switch-off at daylight
- Safety through automatic switch-on at darkness
- Low energy consumption
- Easy replacement of classic lamps thanks to compact design

AREAS OF APPLICATION

- Outdoor use in outdoor luminaires only (minimum IP65)
- Wherever constant lighting is necessary at night

Product name	GTIN (EAN)	w	W	lm	K	CRI	$\frac{l}{d}$ [mm]	\varnothing [mm]	Light bulb icon	t _h ⁵	Energy efficiency icon ⁶	Recycling icon	No.	
ST PLUS DS CLAS A 40 4 W/4000K E27 ³	4058075435087	40	E27	4	470	4000	≥ 80	105	60	clear	15 000	E	4	1
ST PLUS DS CLAS A 60 6.5 W/4000K E27 ³	4058075435100	60	E27	6	806	4000	≥ 80	105	60	clear	15 000	E	4	1

¹ Protection class: IP20 | ² Non-dimmable | ³ All technical parameters apply to the entire lamp. Due to the complex production process for light-emitting diodes, the typical values shown for the technical LED parameters are purely statistical values that do not necessarily match the actual technical parameters of each individual product, which can vary from the typical value | ⁴ You will find further information and the exact guarantee terms and conditions at www.ledvance.com/guarantee | ⁵ L70/B50 | ⁶ Energy efficiency class (EEC) on a scale of A (highest efficiency) to G (lowest efficiency)

PARATHOM DAYLIGHT SENSOR CLASSIC A^{1,2}

Special LED lamps with daylight sensor, classic bulb shape



1

2



4

PRODUCT FEATURES

- LED alternative to conventional lamps
- Not dimmable
- Good quality of light; color rendering index $R_a: \geq 80$; constant chromaticity

PRODUCT BENEFITS

- Short payback period thanks to low energy consumption and maintenance costs
- Energy-saving lighting solution thanks to automatic switch off at daylight
- Safety through automatic switch-on at darkness
- Low energy consumption
- Easy replacement of classic lamps thanks to compact design

AREAS OF APPLICATION

- Wherever constant lighting is necessary at night
- Outdoor use in outdoor luminaires only (minimum IP65)

Product name	GTIN (EAN)	w	W	lm	K	CRI	$\frac{l}{d}$ [mm]	$\frac{d}{d}$ [mm]	Light type	t _h ⁵	Energy efficiency class ⁶	Energy efficiency class (EEC)	No.	
ST PLUS DS CLAS A 40 4 W/4000K E27 ³	4058075591318	40	E27	4	470	4000	≥ 80	105	60	clear	15000	E	10	1
Daylight Sensor CLA 60 FR 8.8 W/2700K E27 ³	4058075594166	60	E27	8.8	806	2700	≥ 80	108	60	frosted	25000	F	10	2
ST PLUS DS CLAS A 60 6.5 W/4000K E27 ³	4058075591332	60	E27	6	806	4000	≥ 80	105	60	clear	15000	E	10	1

¹ Protection class: IP20 | ² Non-dimmable | ³ All technical parameters apply to the entire lamp. Due to the complex production process for light-emitting diodes, the typical values shown for the technical LED parameters are purely statistical values that do not necessarily match the actual technical parameters of each individual product, which can vary from the typical value | ⁴ You will find further information and the exact guarantee terms and conditions at www.ledvance.com/guarantee | ⁵ L70/B50 | ⁶ Energy efficiency class (EEC) on a scale of A (highest efficiency) to G (lowest efficiency)

SHEDDING LIGHT AND SYMBOLS



Shatter protection



Luminous efficacy



AC Mains



Low-flicker according to EU 2019/2020



Operating frequency in Hz



Operation on conventional control gear



Type of protection



Base



Operation on electronic control gear



Dimmable



Length [mm]



Operation on conventional control gear and ignitor



Sensor versions



Diameter [mm]



Energy efficiency class



Wireless



Beam angle in °



Recommended retail price excl. VAT



Glow DIM 2000K... 2700 K



Color temperature in K



Unit of Packaging



Power in W for conventional technology



Color rendering index



Fig. no.



Power in W



Light intensity in cd



Output voltage in V



Average period of use/life in hours (B50/L70)



Luminous flux in lm



Glass technology

GOOD LIGHT ALL ROUND THE FULL LEDVANCE RANGE

LEDVANCE is leading the fight against bad light in every area. That's good news for you because when it comes to future-proof solutions relating to luminaires and lamps, HCL systems, electronic components, light management and smart residential products, you have a competent partner in LEDVANCE on your side for your complex lighting projects. You can always rely on LEDVANCE for excellent brand quality, professional service and a good price/performance ratio.



AESTHETICALLY FUNCTIONAL LUMINAIRES

The extensive luminaire portfolio covers virtually all professional and residential applications and delivers outstanding quality and functionality. The new BIOLUX HCL system is a winner of the VDE Quality Certificate, and the red dot 2020 Product Design and 2020 German Innovation Awards.

EACH LAMP A LIGHTING SOLUTION

The lamp portfolio includes a wide choice of shapes and base sizes as well as types with additional functions (e.g. sensors), all with outstanding efficiency and durability. Alongside UV-C and LED lamps, LEDVANCE will continue to offer conventional halogen, energy-saving, fluorescent and gas discharge lamps.

FLEXIBLE LED STRIP SYSTEM

The LED Strip System includes a large number of flexible LED strips, drivers and matching accessories. With a wide range of luminous fluxes and light colors, the system allows bespoke lighting solutions to be created for virtually any indoor or outdoor application. Easy to plan, easy to combine and easy to install – that's the principle here.

VIVARES: LIGHT MANAGEMENT, MORE COMFORTABLE THAN EVER

The future-proof IoT light management system (LMS) from LEDVANCE makes it easier and more flexible than ever to always produce optimal lighting conditions for defined requirements. The system is extremely reliable and compatible and offers all LMS components and matching LED luminaires from one source.

SMART LIGHTING FOR RESIDENTIAL APPLICATIONS

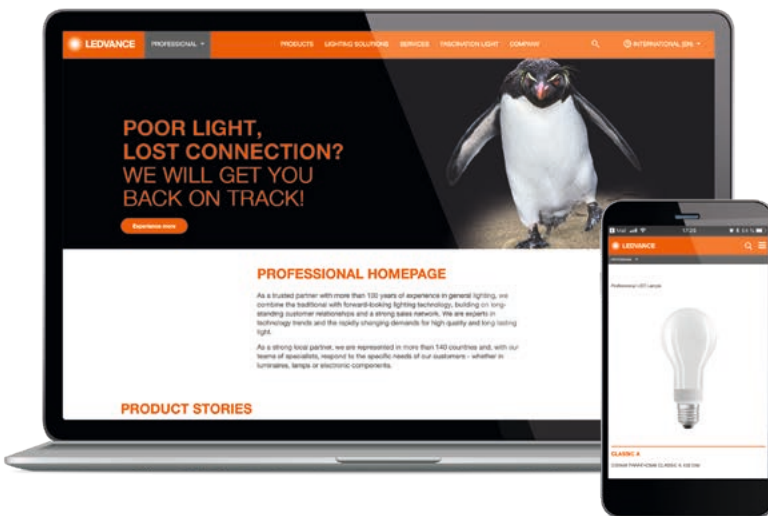
Our smart residential products offer a comprehensive combination of innovation, quality, reliability and user-friendliness. We provide a suitable solution for a variety of requirements that intelligent lighting has to meet.

MORE INFORMATION AND CLEVER TOOLS

For more information on LEDVANCE's extensive product portfolio and clever apps and tools that will help you in your day-to-day work go to www.ledvance.com

WHENEVER AND WHEREVER: THE ONLINE PORTAL WITH ALL THE INFORMATION, ADVICE AND EXPERTISE

Are you looking for information about our products and services? LEDVANCE always keeps you up to date: at wholesalers, through our sales employees or via our Customer Service Center (email: contact@ledvance.com) Here you'll find an overview of our competencies, databases and tools.



▶ THE PRODUCT PORTFOLIO FILTERED TO PERFECTION

Type of base, light color, color rendering – use our online filter for targeted searches in our LED lamp portfolio:

[ledvance.com/led-lamps](https://www.ledvance.com/led-lamps)

▶ REFERENCES PROVIDE INSPIRATION

A selection of some top lighting projects can be found at:

[ledvance.com/projects](https://www.ledvance.com/projects)

▶ LEDVANCE SERVICE-PLUS

Our specialized sales department supports and advises our commercial end customers – including face-to-face. Find out all you need to know at [ledvance.com/vam](https://www.ledvance.com/vam)

▶ DOWNLOAD CENTER

Catalogs, compatibility overviews, brochures, and much more are available for you in our download center:

[ledvance.com/download](https://www.ledvance.com/download)

▶ SERVICE AT A GLANCE

You will find a summary of all of our service offerings at

[ledvance.com/services](https://www.ledvance.com/services)

▶ FIND OUR LATEST NEWS ON:



THE ONLINE TRAINING PLATFORM

A host of application-oriented eLearnings for professional users, practical tips concerning installation, integrated standards check, planning tips, and much more.

Register and find out more at training.ledvance.com




FAST LIGHT CALCULATOR


The light calculation tool – calculate your LED lamp requirement really conveniently, taking account of relevant parameters such as room size or reflection level.¹ Available directly in the eCatalog!

LIGHT CALCULATION WITH DIALUX AND RELUX

DIALux and RELUX users can now also integrate LEDVANCE products really easily into their lighting planning. We also support users through consultancy, calculation and aftersales support.

¹The Fast Light Calculator is not intended to replace comprehensive, expertly executed light planning with DIALux, RELUX or another professional light planning software. The light distribution of a LED lamp can be influenced by a luminaire.





ABOUT LEDVANCE

With offices in more than 50 countries and business activities in more than 140 countries, LEDVANCE is one of the world's leading general lighting providers for professional users and end consumers. Having emerged from OSRAM's general lighting division, LEDVANCE offers a wide-ranging portfolio of LED luminaires for a broad spectrum of applications, intelligent lighting products for Smart Home and Smart Building solutions, one of the most comprehensive ranges of advanced LED lamps in the lighting industry, traditional light sources, an LED Strip System and light management systems.



LEDVANCE

LEDVANCE GmbH
Parkring 29–33
85748 Garching
Germany
LEDVANCE.COM

Partner:



LEDVANCE is licensee of product trademark OSRAM for lamps products in general lighting.

LEDVANCE.COM

