

POPULAR PARTS & ACCESSORIES

844-VAC-RENT



**SWITCHBLADE
ACE NOZZLES**

1000 PSI Min.
3200 PSI Max

½" FNPT, # 8.0 Kit, up to 7.2 GPM	A255203-7.2
½" FNPT, # 10.0 Kit, up to 8.9 GPM	A255203-8.9
½" FNPT, # 12.0 Kit, up to 10.7 GPM	A255203-10.7



**SWITCHBLADE
DEUCE NOZZLES**

1000 PSI Min.
3200 PSI Max

½" FNPT, # 8.0 Kit, up to 7.2 GPM	A255202-7.2
½" FNPT, # 10.0 Kit, up to 8.9 GPM	A255202-8.9
½" FNPT, # 12.0 Kit, up to 10.7 GPM	A255202-10.7



**SWITCHBLADE
QUAD NOZZLES**

1000 PSI Min.
3200 PSI Max

½" FNPT, # 8.0 Kit, up to 7.2 GPM	A255201-7.2
½" FNPT, # 10.0 Kit, up to 8.9 GPM	A255201-8.9
½" FNPT, # 12.0 Kit, up to 10.7 GPM	A255201-10.7
½" FNPT, # 14.0 Kit, up to 12.5 GPM	A255201-12.5

**REPLACEMENT NOZZLE PILLS FOR
SWITCHBLADE NOZZLES**



1.0 Blue, .5 GPM @ 1000 PSI	A255201-1
2.0 Yellow, 1 GPM @ 1000 PSI	A255201-2
3.0 Green, 1.5 GPM @ 1000 PSI	A255201-3
4.0 Orange, 2 GPM @ 1000 PSI	A255201-4
5.0 Purple, 2.5 GPM @ 1000 PSI	A255201-5



1000 PSI Min.
3200 PSI Max

**MACHETE OSCILLATING
NOZZLES
(15° DELTA PATTERN)**

½" FNPT, Size 6.0, up to 5.4 GPM	A255204-5.4
½" FNPT, Size 8.0, up to 7.2 GPM	A255204-7.2
½" FNPT, Size 10.0, up to 8.9 GPM	A255204-8.9

RIPSAW ROTATING NOZZLES (18° CONE PATTERN)



1000 PSI Min.
3200 PSI Max

RIPSAW HD ROTATING NOZZLES (18° CONE PATTERN)



1000 PSI Min.
3200 PSI Max

½" FNPT, # 3.0, up to 2.7 GPM	A255200-3
½" FNPT, # 4.0, up to 3.6 GPM	A255200-4
½" FNPT, # 5.0, up to 4.5 GPM	A255200-5
½" FNPT, # 6.0, up to 5.4 GPM	A255200-6
½" FNPT, # 8.0, up to 7.2 GPM	A255200-8
½" FNPT, # 10.0, up to 8.9 GPM	A255200-10
½" FNPT, # 12.0, up to 10.7 GPM	A255200-12

½" FNPT, # 3.0, up to 2.7 GPM	A255200-3-HD
½" FNPT, # 4.0, up to 3.6 GPM	A255200-4-HD
½" FNPT, # 5.0, up to 4.5 GPM	A255200-5-HD
½" FNPT, # 6.0, up to 5.4 GPM	A255200-6-HD
½" FNPT, # 8.0, up to 7.2 GPM	A255200-8-HD
½" FNPT, # 10.0, up to 8.9 GPM	A255200-10-HD
½" FNPT, # 12.0, up to 10.7 GPM	A255200-12-HD

HIGH PRESSURE ROTATING NOZZLE (17° CONE PATTERN)

SS steel body, tungsten carbide tip, polyurethane cover.

½" FNPT, Size 6.5, up to 7.83 gpm	10000607
½" FNPT, Size 8, up to 9.63 gpm	10000589



1450 PSI Min.
5800 PSI Max

Orifice sizes 4, 4.5, 5, 5.5, 6, 7 & 10 also can be special ordered from the manufacturer.

Orifice Size	PRESSURE (PSI)								VOLUME (GPM)
	2000	2500	3000	3200	3600	4000	5000	5800	
3.0	2.121	2.372	2.598	2.683	2.846	3.000	3.354	3.612	
3.5	2.475	2.767	3.031	3.130	3.320	3.500	3.913	4.215	
4.0	2.828	3.162	3.464	3.578	3.795	4.000	4.472	4.817	
4.5	3.182	3.558	3.897	4.025	4.269	4.500	5.031	5.419	
5.0	3.536	3.953	4.330	4.472	4.743	5.000	5.590	6.021	
5.5	3.889	4.348	4.763	4.919	5.218	5.500	6.149	6.623	
6.0	4.243	4.743	5.196	5.367	5.692	6.000	6.708	7.225	
6.5	4.596	5.139	5.629	5.814	6.166	6.500	7.267	7.827	
7.0	4.950	5.534	6.062	6.261	6.641	7.000	7.826	8.429	
8.0	5.657	6.325	6.928	7.155	7.589	8.000	8.944	9.633	
10.0	7.071	7.906	8.660	8.944	9.487	10.000	11.180	12.042	
12.0	8.485	9.487	10.392	10.733	11.384	12.000	13.416	14.450	

For correct use, the delivery of the nozzle must not exceed 95% of the pump delivery
Values in the yellow highlighted area have a reaction force greater than 33 ft. lbs.



1/4" MNPT SPRAY ORIFICES

#30 - Solid Stream Pattern	A249490
#30 - 15° Delta Pattern	A249489-2
#30 - 50° Delta Pattern	A249489-1
#30 - 95° Delta Pattern	A249489

Flow rate for a #30 (.129") orifice is about 23.7 GPM @ 2500 PSI.

1/4" QC SPRAY ORIFICES



#10, 0°, 1/4" QC, Red	10000413
#10, 15°, 1/4" QC, Yellow	10000414
#10, 25°, 1/4" QC, Green	10000415
#10, 40°, 1/4" QC, White	10000416

- Flow rate for a #10 (.080") orifice is about 10 GPM @ 4000 PSI.
- These QC orifices will fit quick couplers 10000408 and 10000409 on page 5 and the 121002415 Giraffe Wand on page 4.



1/4" NPT ORIFICE ADAPTER


A255103

For 1/2" NPT Lances, 15K PSI	A255103
------------------------------	---------



HEX PIPE COUPLERS

1/4" FNPT, 5000 PSI	C3309X4
3/8" X 1/4" FNPT, 4000 PSI	C3309X6X4
3/8" FNPT, 4000 PSI *	C3309X6
1/2" FNPT, 3000 PSI	C3309X8





**VERTICAL HYDRO
EXCAVATION GUN
FOR 1/2" NPT
LANCES**

32GPM Gun Only 1/2" NPT Inlet & Outlet 4050 PSI	A255080
---	---------



**HYDRO EXCAVATION GUN
FOR 1/4" NPT LANCES**

10.5GPM Gun Only, 3/8" NPT Inlet, 1/4" NPT Outlet, 5000PSI	10000372
---	----------



**VERTICAL HYDRO
EXCAVATION GUN
FOR 1/4" NPT
LANCES**

10.5GPM Gun Only, 3/8" NPT Inlet, 1/4" NPT Outlet, 4500PSI	10000371
---	----------



1/2" NPT LANCES

1/2" X 36" SS	A255099
1/2" X 48" SS	A255100
1/2" X 60" SS	A255101
1/2" X 72" SS	A255102

1/4" QC Outlet
See page 7 for spray orifices.




GIRAFFE TELESCOPING WAND

12' Reach, 10.5 GPM 4000 PSI	121002415
---------------------------------	-----------



10000490
M22 to 1/2" MNPT steel adapter fitting
to eliminate the factory supplied M22 to
3/8" FNPT brass fitting.



1/4" MNPT LANCES

1/4" MNPT X 31" SS	10000368
1/4" MNPT X 40" SS	10000369
1/4" MNPT X 72" SS	10000370



3/8" NPT LANCES

3/8" X 36" SS	10000460
3/8" X 48" SS	10000461
3/8" X 60" SS	10000462
3/8" X 72" SS	10000463
3/8" X 96" SS	10000464

STAINLESS STEEL QUICK COUPLERS



FNPT COUPLER

MNPT COUPLER

1/4" X 1/4" FNPT Coupler, 6000 PSI	10000408
1/4" X 1/4" MNPT Coupler, 6000 PSI	10000409
1/2" X 1/4" FNPT Coupler, 5000 PSI w/lock	10000367
1/2" X 1/4" MNPT Coupler, 5000 PSI w/lock	10000410
1/2" X 3/8" FNPT Coupler, 5000 PSI w/lock	10000417
1/2" X 3/8" MNPT Coupler, 5000 PSI w/lock	10000419
1/2" X 1/2" FNPT Coupler, 5000 PSI w/lock	10000420
1/2" X 1/2" MNPT Coupler, 5000 PSI w/lock	10000421

STAINLESS STEEL QC PLUGS



FNPT PLUG

MNPT PLUG

1/4" X 1/4" FNPT Plug, 6000 PSI	10000411
1/4" X 1/4" MNPT Plug, 6000 PSI	10000412
1/2" X 1/4" FNPT Coupler, 5000 PSI	10000422
1/2" X 1/4" MNPT Coupler, 5000 PSI	10000423
1/2" X 3/8" FNPT Coupler, 5000 PSI	10000424
1/2" X 3/8" MNPT Coupler, 5000 PSI	10000425
1/2" X 1/2" FNPT Coupler, 5000 PSI	10000426
1/2" X 1/2" MNPT Coupler, 5000 PSI	10000427

HIGH PRESSURE QUICK COUPLERS



1/2" WB Coupler, 10,000 PSI	A383062
1/2" WB Plug, 10,000 PSI	A383063

1/2" HIGH PRESSURE HOSE



25' 3500 PSI	A175065
35' 3500 PSI	A175066
50' 3500 PSI	A175069
75' 3500 PSI	A175064
100' 3500 PSI	A175075
150' 3500 PSI	A175080
200' 3500 PSI	A175085
250' 3500 PSI	A175090



HYDRO EXCAVATION WAND

21GPM Gun , 1/2" BSP Inlet/ Outlet, 8100PSI, w/1/4" NPT Ori- fice Adapter, 51" Lance w/Side Grip	A249213
1/2" BSPM to 1/2" FNPT Adapter	A255104

2" WATER Y-STRAINER



Y-Strainer Assy.	A384053
Repl. Cap	A384053-1
Repl. Cap Gasket	A384053-2
Repl. 20 Mesh Screen	A384053-5

NOTE: Cap has external threads

WATER PUMPS




MODEL HF25A	
19.44 GPM @ 4060 PSI @ 1000 RPM	
New Pump	A381048
Plunger Repacking Kit	A383312-F2028
Suction Valve Kit	A383312-F2022 (1 Req.)
Discharge Valve Kit	A383312-F2023 (1 Req.)
MODEL KF28A	
24.5 GPM @ 3045 PSI @ 1000 RPM	
New Pump (RH Shaft)	121002350
New Pump (LH Shaft)	121000544
Plunger Repacking Kit	121000544-F2014
Suction Valve Kit	A216017-K2012 (1 Req.)
Discharge Valve Kit	A216017-K2013 (1 Req.)



UNLOADER VALVES

MAX GPM	MAX PSI	INLET	OUTLET	BYPASS	PART NO.
26.4	4060	¾"FNPT	¾"FNPT	¾"FNPT	22973C *
29	3050	½"BSP-F	½"BSP-F	¾"BSP-F	121001627



121001627

* For same valve with a spoked handwheel, order P/N 22973CH



22973C

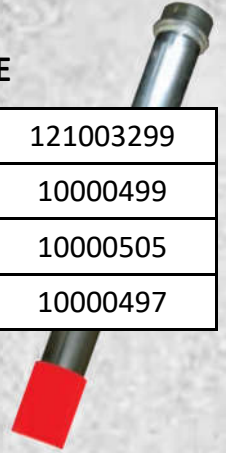
HD RINGLOCK * STYLE EXTENSION TUBES

6" OD X 3'L	10000500
6" OD X 4'L	10000501
6" OD X 5'L	10000502
6" OD X 6'L	10000503
6" OD X 7'L	10000504
8" OD X 3'L	10000477
8" OD X 4'L	10000478
8" OD X 5'L	10000479
8" OD X 6'L	10000480
8" OD X 7'L	10000481
8" OD X 8'L	10000482



HD RINGLOCK * EXCAVATOR TUBE

8" OD X 6'L	121003299
6" OD X 6'L	10000499
Replacement 6" Cuff	10000505
Replacement 8" Cuff	10000497



HD RINGLOCK * REDUCING ADAPTER

8" Male to 6" Female	10000453
----------------------	----------

HD RINGLOCK * REDUCING WYE ADAPTER



8" Female to two 4" MNPT	A240879-6
8" Male to two 4" MNPT	A240879-7
4" Female Camlock	10-0212
4" Male Camlock	10-0204
4" MNPT Hose Shank	02-1004-P



* Travis/Rainway



HD RINGLOCK * HOSE SHANK COUPLER

6" Male to 6" Hose	10000488
6" Female to 6" Hose	10000475
8" Female to 8" Hose	10000474



HD RINGLOCK * GASKETS

6" Female Coupler	10000598
8" Female Coupler	10000599



HD RINGLOCK * CLAMPS


6" Tubes	U4804-0016
8" Tubes	A220425

FLAT FLANGE STYLE EXTENSION TUBES



6"OD X 3'L	A249033-6
6"OD X 4'L	121003289
6"OD X 6'L	A381845-2
6"OD X 7'L	A381845-1
8"OD X 3'L	A249033
8"OD X 4'L	A249032-4
8"OD X 5'L	A249032
8"OD X 6'L	A384000
8"OD X 7'L	A249032-7
8"OD X 8'L	A249031
8"OD X 10'L	A383993

FLAT FLANGE STYLE EXCAVATOR TUBES



6"OD X 7'L	A255044
8"FL to 6"OD X 6'L	A255062
8"OD X 6'L	A382810-P
Replacement 6" Cuff	10000505
Replacement 8" Cuff	10000497

FLAT FLANGE QUICK CLAMPS



6" Tubes	A381850
8" Tubes	A381675

8" FLAT FLANGE REDUCING WYE ADAPTER



8" to two 4"MNPT	A240879-3
4" Female Camlock	10-0212
4" Male Camlock	10-0204
4"MNPT Hose Shank	02-1004-P




FLAT FLANGE HOSE SHANK COUPLERS



6" Flange to 6" Hose	A304687
8" Flange to 4" Hose	10000510
8" Flange to 6" Hose	10000509
8" Flange to 8" Hose	A381677

6" FLAT FLANGE REDUCING



6" to 4" Female Camlock	10000396
4" Male Camlock	10-0204
4"MNPT Hose Shank	02-1004-P



FLAT FLANGE REDUCING ADAPTER



8" to 6"	A255043
6" to 4"	121002397

T-BOLT HOSE CLAMPS



6" Hose	10-0575
8" Hose	A381225

BOOM HOSES



6"ID X 16'L	A176618
6"ID X 20'L	U7000-0004
8"ID X 20'L HD	A176620-Y
8"ID X 24'L HD	A176642-24
8"ID X 26.5'L HD	A176620-1-Y

BOOM HOSE ROLLER




6" and 8" Booms	300001180
-----------------	-----------

BOOM HOSE TO TURRET RINGLOCK ADAPTER



Adapter for 6" Hose	A249391
6" Inlet Seal	U4805-0012
6" Ringlock Clamp	U4804-0016
Adapter for 8" Hose	A245581
8" Inlet Seal	A191804
8" Ringlock Clamp	A220425
Square Flange Gasket	300001181

BLOWER INTAKE FILTER CARTRIDGE



Drum Filter	300000285
-------------	-----------

CLOSURE SEALS



8" to 10"ID Flare X 10"L	A191286
10" to 12"ID Flare X 10.25"L	U5607-0012
12" to 13.25"ID Flare X 10"L	U5607-0013

RINGLOCK ADAPTER FOR TURRET END OF BOOM HOSE



Adapter for 6" Hose	A380754
Adapter for 8" Hose	A380355

1/2" NPT HANNAY HOSE REEL SWIVELS



A130571-42	A130571-5-SW
3000 PSI MxF	5000 PSI MxF

WATER PRESSURE GAUGES



5000 PSI Pedestal Mount	A131782
5000 PSI Flange Mount	A131788

HD BALL VALVES



1/2" 7350 PSI	A304477
3/4" 6000 PSI	121005929
1" 6000 PSI	A130903

3-WAY HD BALL VALVES



1/2" 5075 PSI	A381714
3/4" 5000 PSI	A130925
1" 5000 PSI	A130920

WIRELESS REMOTE SYSTEM



Aarcomm Kit	121001268
Repl. Handheld Transmitter	121002734
Repl. Receiver	121005023
Repl. Charger Base	121002690
Repl. Transmitter Pouch	121005080
Repl. Shoulder Strap	121005081

VACUUM GAUGE



-30 to 15 hg	A131765
--------------	---------

BLOWER TEMPERATURE GAUGE



100-400°F	121004484
-----------	-----------

MacAllister

HYDROVAC



HOTSY RUPTURE DISK

8500 PSI	A381599-RD85
----------	--------------

HOTSY FUEL FILTER



Fuel/Water Separator	A381599-1
----------------------	-----------



HOTSY HIGH LIMIT SWITCH

Limit Switch	A381599-02
--------------	------------




HOTSY SAFETY RELIEF VALVE

Safety Valve	A381599-2-SV
--------------	--------------



THERMOSTATS

Hotsy	A381599-TS
Dynablast Model 420	10000222
Dynablast Model 670	10000223




DYNABLAST PHOTO SENSOR

Flame Detector	10000213
----------------	----------



DYNABLAST PRESSURE RELIEF VALVE

For Model 420	10000215
For Model 670	10000216



**PAL HYDRAULIC FILTER
ELEMENTS**

4" Long Medium Pressure	121004989
7.5" Long High Pressure	A383754-E
13" Long Return	121003670
20" Long Return	A384096-E



**SPIN-ON HYDRAULIC
FILTER**

Primary Supply Filter	A110516
-----------------------	---------



**PARKER HYDRAULIC
FILTER ELEMENT**

High Pressure	121005071
---------------	-----------



**"LAST CHANCE"
HYDRAULIC FILTER**

In-Line Filter for Boom Valve	A383767
-------------------------------	---------



844-VAC-RENT