


Articles marked with FSC® are available FSC®-certified on request.

## Abiurana Vermelha


*Pouteria caimito, P. spp.*

|                          | Sizes in mm                  | Product     | Profile / Special processing  |
|--------------------------|------------------------------|-------------|---|
| <b>Item no. 180-0286</b> | 33 x 155/205<br>46 x 155/205 | Sawn timber |  |

## Angelim Amargosa (Fava) FSC®

*Vatairea paraensis, V. spp.*



|                          | Sizes in mm | Product | Profile / Special processing  |
|--------------------------|-------------|---------|---|
| <b>Item no. 140-0146</b> | 45 x 70     | S4S/E4E |  |





Angelim Amargosa

## Angelim Pedra FSC®




*Hymenolobium elatum, H. spp.*



|                          | Sizes in mm                                 | Product     | Profile / Special processing  |
|--------------------------|---|-------------|---|
| <b>Item no. 140-0148</b> | 42 x 68                                     | S4S/E4E     |  |
| <b>Item no. 180-0282</b> | 46 x 130/155/205/305<br>65 x 90/130/155/205 | Sawn timber |  |

## Angelim Pedra
















*Hymenolobium elatum, H. spp.*

|                          | Sizes in mm | Product                | Profile / Special processing   |
|--------------------------|-------------|------------------------|--|
| <b>Item no. 120-0005</b> | 18 x 141    | Wall cladding profiles | Profile 2837                        |
| <b>Item no. 140-0116</b> | 45 x 70     | S4S/E4E                |                                     |
| <b>Item no. 140-0142</b> | 45 x 70     | S4S/E4E                | Head ends with interchangeable lap  |

## Angelim Vermelho FSC®

*Dinizia excelsa*







|                          | Sizes in mm | Product                | Profile / Special processing  |
|--------------------------|-------------|------------------------|---|
| <b>Item no. 180-0212</b> | 6 x 100     | Sawn timber            |                  |
| <b>Item no. 180-0136</b> | 20 x 100    | Sawn timber            |                  |
| <b>Item no. 180-0138</b> | 20 x 150    | Sawn timber            |                  |
| <b>Item no. 180-0140</b> | 20 x 200    | Sawn timber            |                  |
| <b>Item no. 180-0288</b> | 20 x 250    | Sawn timber            |                  |
| <b>Item no. 180-0214</b> | 25 x 150    | Sawn timber            |                  |
| <b>Item no. 180-0216</b> | 25 x 200    | Sawn timber            |                  |
| <b>Item no. 180-0290</b> | 30 x 100    | Sawn timber            |                  |
| <b>Item no. 180-0218</b> | 30 x 150    | Sawn timber            |                  |
| <b>Item no. 180-0220</b> | 30 x 200    | Sawn timber            |                  |
| <b>Item no. 180-0222</b> | 30 x 250    | Sawn timber            |                  |
| <b>Item no. 180-0224</b> | 30 x 300    | Sawn timber            |                  |
| <b>Item no. 200-0103</b> | 40          | Sheet piling (Damwand) | Tongue & Groove  |
| <b>Item no. 180-0198</b> | 40 x 150    | Sawn timber            |                  |
| <b>Item no. 180-0142</b> | 40 x 200    | Sawn timber            |                  |





# Angelim Vermelho FSC®

*Dinizia excelsa*



|                   | Sizes in mm | Product                | Profile / Special processing |   |
|-------------------|-------------|------------------------|------------------------------|---|
| Item no. 180-0202 | 40 x 250    | Sawn timber            |                              |    |
| Item no. 180-0204 | 40 x 300    | Sawn timber            |                              |    |
| Item no. 200-0105 | 50          | Sheet piling (Damwand) | Tongue & Groove              |    |
| Item no. 180-0144 | 50 x 100    | Sawn timber            |                              |    |
| Item no. 180-0146 | 50 x 150    | Sawn timber            |                              |    |
| Item no. 180-0148 | 50 x 200    | Sawn timber            |                              |    |
| Item no. 180-0206 | 50 x 250    | Sawn timber            |                              |    |
| Item no. 180-0208 | 50 x 300    | Sawn timber            |                              |    |
| Item no. 200-0107 | 60          | Sheet piling (Damwand) | Tongue & Groove              |  |
| Item no. 150-0134 | 60 x 60     | Posts / Stakes         |                              |  |
| Item no. 180-0292 | 60 x 150    | Sawn timber            |                              |  |
| Item no. 180-0152 | 60 x 200    | Sawn timber            |                              |  |
| Item no. 150-0152 | 70 x 70     | Posts / Stakes         |                              |  |
| Item no. 180-0154 | 70 x 200    | Sawn timber            |                              |  |
| Item no. 150-0168 | 76 x 76     | Posts / Stakes         |                              |  |
| Item no. 150-0136 | 80 x 80     | Posts / Stakes         |                              |  |
| Item no. 180-0160 | 80 x 150    | Sawn timber            |                              |  |
| Item no. 180-0162 | 80 x 200    | Sawn timber            |                              |  |
| Item no. 150-0174 | 100 x 100   | Posts / Stakes         |                              |  |
| Item no. 180-0128 | 100 x 150   | Sawn timber            |                              |  |
| Item no. 180-0130 | 100 x 200   | Sawn timber            |                              |  |
| Item no. 150-0176 | 120 x 120   | Posts / Stakes         |                              |  |
| Item no. 150-0178 | 150 x 150   | Posts / Stakes         |                              |  |

Sizes in mm      Product      Profile / Special processing









|                   |           |                |   |
|-------------------|-----------|----------------|---|
| Item no. 180-0294 | 150 x 200 | Sawn timber    |  |
| Item no. 150-0170 | 200 x 200 | Posts / Stakes |  |

# Angelim Vermelho

*Dinizia excelsa*



Sizes in mm      Product      Profile / Special processing

|                   |              |                    |  |
|-------------------|--------------|--------------------|--|
| Item no. 180-0001 | 6 x 100      | Sawn timber        |   |
| Item no. 180-0002 | 16 x 100     | Sawn timber        |   |
| Item no. 180-0003 | 16 x 200/150 | Sawn timber        |   |
| Item no. 180-0121 | 19 x 100     | Sawn timber        |   |
| Item no. 180-0004 | 19 x 200/150 | Sawn timber        |   |
| Item no. 180-0226 | 19 x 250     | Sawn timber        |   |
| Item no. 210-0357 | 21 x 145     | S4S/E4E            |   |
| Item no. 180-0262 | 22 x 200/150 | Sawn timber        |   |
| Item no. 150-0114 | 26 x 38      | S2S                | incl. pre-drilled holes, pointed square tip<br> |
| Item no. 210-0359 | 27 x 145/190 | S4S/E4E            |   |
| Item no. 200-0002 | 28 x 185     | S4S/E4E            | Tongue & Groove<br>                             |
| Item no. 180-0188 | 29 x 100     | Sawn timber        |   |
| Item no. 180-0005 | 29 x 200     | Sawn timber        |   |
| Item no. 180-0228 | 29 x 250     | Sawn timber        |   |
| Item no. 150-0013 | 38 x 38      | Posts / Stakes S2S | incl. pre-drilled holes, pointed square tip<br> |

# Angelim Vermelho

*Dinizia excelsa*



|                   | Sizes in mm | Product            | Profile / Special processing                |   |
|-------------------|-------------|--------------------|---|---|
| Item no. 140-0001 | 44 x 67     | S4S/E4E            |   | ■ |
| Item no. 140-0120 | 44 x 88     | S4S/E4E            |   | ■ |
| Item no. 140-0154 | 44 x 144    | S4S/E4E            |   | ■ |
| Item no. 140-0156 | 44 x 195    | S4S/E4E            |   | ■ |
| Item no. 150-0116 | 50 x 50     | Posts / Stakes S2S | incl. pre-drilled holes, pointed square tip | ■ |
| Item no. 180-0182 | 50 x 100    | Sawn timber        |   | ■ |
| Item no. 180-0184 | 50 x 150    | Sawn timber        |   | ■ |
| Item no. 180-0186 | 50 x 200    | Sawn timber        |   | ■ |
| Item no. 150-0126 | 60 x 60     | Posts / Stakes     | V-shaped pointed                            | ■ |
| Item no. 150-0004 | 64 x 64     | Posts / Stakes     | V-shaped pointed                            | ■ |
| Item no. 150-0002 | 67 x 67     | Posts / Stakes     |   | ■ |
| Item no. 150-0005 | 67 x 67     | Posts / Stakes     | V-shaped pointed                            | ■ |
| Item no. 150-0140 | 70 x 70     | Posts / Stakes     | V-shaped pointed                            | ■ |
| Item no. 150-0130 | 80 x 80     | Posts / Stakes     |   | ■ |
| Item no. 150-0128 | 80 x 80     | Posts / Stakes     | V-shaped pointed                            | ■ |
| Item no. 180-0192 | 80 x 150    | Sawn timber        |   | ■ |
| Item no. 180-0194 | 80 x 200    | Sawn timber        |   | ■ |
| Item no. 150-0008 | 84 x 84     | Posts / Stakes     |   | ■ |
| Item no. 150-0007 | 84 x 84     | Posts / Stakes     | V-shaped pointed                            | ■ |
| Item no. 150-0011 | 88 x 88     | Posts / Stakes     |   | ■ |
| Item no. 150-0010 | 88 x 88     | Posts / Stakes     | V-shaped pointed                            | ■ |
| Item no. 150-0132 | 100 x 100   | Posts / Stakes     |   | ■ |
| Item no. 180-0196 | 100 x 150   | Sawn timber        |   | ■ |

|                   | Sizes in mm | Product        | Profile / Special processing |
|-------------------|-------------|----------------|------------------------------|
| Item no. 150-0146 | 150 x 150   | Posts / Stakes | ■                            |
| Item no. 150-0172 | 200 x 200   | Posts / Stakes | ■                            |



Angelim Vermelho

# Cambará/Cedrinho

*Erisma uncinatum*



|                   | Sizes in mm | Product                | Profile / Special processing |
|-------------------|-------------|------------------------|------------------------------|
| Item no. 120-0001 | 18 x 141    | Wall cladding profiles | Profile 2837 ■               |

# Cedro

*Cedrela odorata, C. fissilis*




|                   | Sizes in mm     | Product     | Profile / Special processing |
|-------------------|-----------------|-------------|------------------------------|
| Item no. 180-0111 | 52/65/80 x 125+ | Sawn timber | ■                            |

# Corotú

*Enterolobium cyclocarpum*














|                          | Sizes in mm       | Product | Profile / Special processing |   |
|--------------------------|-------------------|---------|------------------------------|---|
| <b>Item no. 110-0001</b> | 78-104 x 950-1400 | Slabs   | rustic table tops            |  |

# Cumaru Amarelo

*Dipteryx odorata, D. spp*



|                          | Sizes in mm | Product     | Profile / Special processing     |   |
|--------------------------|-------------|-------------|----------------------------------|---|
| <b>Item no. 210-0283</b> | 20 x 100    | S4S/E4E     |                                  |  |
| <b>Item no. 220-0104</b> | 21 x 70     | S4S/E4E     | Rhombus profile                  |  |
| <b>Item no. 210-0353</b> | 21 x 90     | S4S/E4E     |                                  |  |
| <b>Item no. 210-0194</b> | 21 x 120    | S4S/E4E     |                                  |  |
| <b>Item no. 210-0204</b> | 21 x 120    | S4S/E4E     | grooved lateral                  |  |
| <b>Item no. 210-0134</b> | 21 x 145    | S4S/E4E     | S-profile, quartersawn           |  |
| <b>Item no. 210-0231</b> | 21 x 145    | S4S/E4E     | reeded / smooth                  |  |
| <b>Item no. 210-0222</b> | 21 x 145    | S4S/E4E     |                                  |  |
| <b>Item no. 210-0307</b> | 21 x 145    | S4S/E4E     | Head ends with tongue and groove |  |
| <b>Item no. 210-0285</b> | 25 x 145    | S4S/E4E     |                                  |  |
| <b>Item no. 180-0164</b> | 26 x 155    | Sawn timber |                                  |  |










Cumaru Amarelo

# Cumaru FSC®

*Dipteryx odorata, D. spp.*



|                          | Sizes in mm            | Product     | Profile / Special processing |   |
|--------------------------|------------------------|-------------|------------------------------|---|
| <b>Item no. 210-0337</b> | 21 x 90                | S4S/E4E     |                              |  |
| <b>Item no. 210-0178</b> | 21 x 145               | S4S/E4E     | reeded / smooth              |  |
| <b>Item no. 210-0188</b> | 21 x 145               | S4S/E4E     |                              |  |
| <b>Item no. 210-0180</b> | 21 x 145               | S4S/E4E     | grooved lateral              |  |
| <b>Item no. 210-0202</b> | 25 x 145               | S4S/E4E     |                              |  |
| <b>Item no. 140-0140</b> | 45 x 68                | S4S/E4E     |                              |  |
| <b>Item no. 180-0270</b> | 52 x 105+<br>65 x 105+ | Sawn timber |                              |  |

Cumaru FSC



## Cumaru Vermelho

*Dipteryx odorata, D. spp.*

|                   | Sizes in mm | Product | Profile / Special processing |   |
|-------------------|-------------|---------|------------------------------|---|
| Item no. 220-0106 | 21 x 40     | S4S/E4E |                              | ■ |
| Item no. 220-0108 | 21 x 70     | S4S/E4E | Rhombus profile              | ■ |
| Item no. 210-0355 | 21 x 130    | S4S/E4E |                              | ■ |
| Item no. 210-0004 | 21 x 145    | S4S/E4E |                              | ■ |
| Item no. 220-0001 | 25 x 90     | S4S/E4E | Rhombus profile              | ■ |
| Item no. 210-0005 | 25 x 90     | S4S/E4E |                              | ■ |
| Item no. 210-0006 | 25 x 145    | S4S/E4E |                              | ■ |
| Item no. 140-0150 | 45 x 70     | S4S/E4E |                              | ■ |
| Item no. 150-0012 | 70 x 70     | S4S/E4E |                              | ■ |
| Item no. 150-0166 | 90 x 90     | S4S/E4E |                              | ■ |

Cumaru Vermelho



## Cupiúba FSC®

*Goupia glabra*

|                   | Sizes in mm | Product | Profile / Special processing |   |
|-------------------|-------------|---------|------------------------------|---|
| Item no. 140-0152 | 42 x 68     | S4S/E4E |                              | ■ |



The mark of responsible forestry

## Garapa FSC®

*Apuleia leiocarpa, A. molaris*



The mark of responsible forestry

|                   | Sizes in mm | Product | Profile / Special processing |   |
|-------------------|-------------|---------|------------------------------|---|
| Item no. 210-0341 | 21 x 145    | S4S/E4E | B-Fix profile                | ■ |
| Item no. 210-0249 | 21 x 145    | S4S/E4E |                              | ■ |
| Item no. 210-0251 | 25 x 145    | S4S/E4E |                              | ■ |

## Garapa

*Apuleia leiocarpa, A. molaris*


|                   | Sizes in mm | Product | Profile / Special processing                      |   |
|-------------------|-------------|---------|---|---|
| Item no. 210-0245 | 21 x 120    | S4S/E4E |   | ■ |
| Item no. 210-0339 | 21 x 145    | S4S/E4E | B-Fix profile                                     | ■ |
| Item no. 210-0132 | 21 x 145    | S4S/E4E |   | ■ |
| Item no. 210-0347 | 21 x 145    | S4S/E4E | grooved lateral, Head ends with tongue and groove | ■ |
| Item no. 210-0349 | 25 x 120    | S4S/E4E |   | ■ |
| Item no. 210-0009 | 25 x 145    | S4S/E4E | 7 grooves / reeded                                | ■ |
| Item no. 210-0361 | 25 x 145    | S4S/E4E | 7 grooves / smooth                                | ■ |
| Item no. 210-0008 | 25 x 145    | S4S/E4E |   | ■ |
| Item no. 210-0247 | 28 x 145    | S4S/E4E | 7 grooves / smooth                                | ■ |
| Item no. 140-0136 | 45 x 70     | S4S/E4E |   | ■ |

Garapa



## Greenheart

*Chlorocardium rodiei*

|                   | Sizes in mm | Product | Profile / Special processing |   |
|-------------------|-------------|---------|------------------------------|---|
| Item no. 150-0120 | Ø 250       | Piles   | debarked, end plated         |  |

## Guariúba | Oiticica

*Clarisia racemosa*

|                   | Sizes in mm | Product | Profile / Special processing     |   |
|-------------------|-------------|---------|----------------------------------|---|
| Item no. 210-0331 | 21 x 120    | S4S/E4E | Head ends with tongue and groove | — |
| Item no. 210-0329 | 21 x 145    | S4S/E4E | Head ends with tongue and groove | — |

## Ipê FSC®

*Handroanthus seratifolius = Tabebuia serratifolia*



|                   | Sizes in mm | Product | Profile / Special processing |   |
|-------------------|-------------|---------|------------------------------|---|
| Item no. 210-0166 | 21 x 120    | S4S/E4E |                              | — |
| Item no. 210-0200 | 21 x 140    | S4S/E4E |                              | — |
| Item no. 210-0343 | 21 x 145    | S4S/E4E | B-Fix profile                | — |
| Item no. 210-0174 | 21 x 145    | S4S/E4E | reeded / smooth              | — |
| Item no. 210-0259 | 21 x 145    | S4S/E4E |                              | — |
| Item no. 210-0176 | 21 x 145    | S4S/E4E | grooved lateral              | — |
| Item no. 210-0168 | 25 x 90     | S4S/E4E |                              | — |
| Item no. 210-0297 | 25 x 120    | S4S/E4E |                              | — |
| Item no. 210-0170 | 25 x 140    | S4S/E4E |                              | — |

## Ipê

*Handroanthus seratifolius = Tabebuia serratifolia*

|                   | Sizes in mm | Product     | Profile / Special processing |   |
|-------------------|-------------|-------------|------------------------------|---|
| Item no. 210-0323 | 19 x 90     | S4S/E4E     |                              | — |
| Item no. 210-0184 | 19 x 140    | S4S/E4E     |                              | — |
| Item no. 210-0267 | 20 x 92     | S4S/E4E     | grooved lateral              | — |
| Item no. 210-0162 | 20 x 95     | S4S/E4E     | SUPRO-profile                | — |
| Item no. 210-0011 | 20 x 100    | S4S/E4E     |                              | — |
| Item no. 210-0156 | 21 x 90     | S4S/E4E     |                              | — |
| Item no. 210-0216 | 21 x 95     | S4S/E4E     |                              | — |
| Item no. 210-0224 | 21 x 100    | S4S/E4E     |                              | — |
| Item no. 210-0136 | 21 x 100    | S4S/E4E     | grooved lateral              | — |
| Item no. 210-0160 | 21 x 120    | S4S/E4E     |                              | — |
| Item no. 210-0315 | 21 x 140    | S4S/E4E     |                              | — |
| Item no. 210-0291 | 21 x 145    | S4S/E4E     | B-Fix profile                | — |
| Item no. 210-0272 | 21 x 145    | S4S/E4E     | custom profile               | — |
| Item no. 210-0017 | 21 x 145    | S4S/E4E     | S-profile, quartersawn       | — |
| Item no. 210-0158 | 21 x 145    | S4S/E4E     |                              | — |
| Item no. 210-0016 | 21 x 145    | S4S/E4E     | grooved lateral              | — |
| Item no. 210-0325 | 21 x 190    | S4S/E4E     |                              | — |
| Item no. 210-0023 | 25 x 90     | S4S/E4E     |                              | — |
| Item no. 210-0295 | 25 x 120    | S4S/E4E     |                              | — |
| Item no. 210-0024 | 25 x 140    | S4S/E4E     |                              | — |
| Item no. 180-0174 | 27 x 105    | Sawn timber |                              | — |
| Item no. 180-0258 | 27 x 130    | Sawn timber |                              | — |
| Item no. 180-0006 | 27 x 155    | Sawn timber |                              | — |

# Ipê

*Handroanthus seratifolius = Tabebuia serratifolia*

|                   | Sizes in mm | Product        | Profile / Special processing |
|-------------------|-------------|----------------|------------------------------|
| Item no. 180-0166 | 32 x 155    | Sawn timber    | —                            |
| Item no. 180-0168 | 32 x 205    | Sawn timber    | —                            |
| Item no. 210-0317 | 38 x 90     | S4S/E4E        | —                            |
| Item no. 210-0253 | 38 x 140    | S4S/E4E        | —                            |
| Item no. 210-0319 | 38 x 286    | S4S/E4E        | —                            |
| Item no. 180-0280 | 46 x 155    | Sawn timber    | —                            |
| Item no. 180-0170 | 52 x 155    | Sawn timber    | —                            |
| Item no. 180-0172 | 52 x 205    | Sawn timber    | —                            |
| Item no. 150-0180 | 90 x 90     | Posts / Stakes | ■                            |

Ipê FSC



Ipê



# Itaúba FSC®

*Mezilaurus itauba*



|                   | Sizes in mm | Product | Profile / Special processing |
|-------------------|-------------|---------|------------------------------|
| Item no. 140-0144 | 45 x 68     | S4S/E4E | ■                            |
| Item no. 140-0126 | 45 x 70     | S4S/E4E | ■                            |

# Itaúba

*Mezilaurus itauba*

|                   | Sizes in mm | Product     | Profile / Special processing |
|-------------------|-------------|-------------|------------------------------|
| Item no. 210-0228 | 20 x 100    | S4S/E4E     | —                            |
| Item no. 210-0335 | 21 x 120    | S4S/E4E     | —                            |
| Item no. 210-0289 | 21 x 145    | S4S/E4E     | B-Fix profile —              |
| Item no. 210-0172 | 21 x 145    | S4S/E4E     | —                            |
| Item no. 210-0303 | 25 x 90     | S4S/E4E     | —                            |
| Item no. 210-0301 | 25 x 140    | S4S/E4E     | —                            |
| Item no. 210-0345 | 25 x 145    | S4S/E4E     | —                            |
| Item no. 180-0117 | 27 x 155    | Sawn timber | —                            |
| Item no. 140-0112 | 45 x 70     | S4S/E4E     | ■                            |

# Jarána

*Lecythis lurida, L. spp.*

|                   | Sizes in mm | Product | Profile / Special processing |
|-------------------|-------------|---------|------------------------------|
| Item no. 140-0114 | 45 x 70     | S4S/E4E | ■                            |

## Maçaranduba FSC®

*Manilkara bidentata, M. spp.*



|                   | Sizes in mm | Product | Profile / Special processing |
|-------------------|-------------|---------|------------------------------|
| Item no. 210-0269 | 21 x 145    | S4S/E4E | —                            |
| Item no. 210-0271 | 25 x 145    | S4S/E4E | —                            |
| Item no. 210-0277 | 27 x 145    | S4S/E4E | —                            |



Maçaranduba

## Maçaranduba

*Manilkara bidentata, M. spp.*

|                   | Sizes in mm | Product     | Profile / Special processing |
|-------------------|-------------|-------------|------------------------------|
| Item no. 220-0110 | 16 x 145    | S4S/E4E     | —                            |
| Item no. 220-0112 | 18 x 145    | S4S/E4E     | —                            |
| Item no. 210-0148 | 21 x 145    | S4S/E4E     | —                            |
| Item no. 210-0212 | 23 x 120    | S4S/E4E     | reeded / smooth              |
| Item no. 210-0351 | 24 x 145    | S4S/E4E     | 7 grooves / smooth           |
| Item no. 210-0299 | 25 x 140    | S4S/E4E     | —                            |
| Item no. 210-0151 | 25 x 145    | S4S/E4E     | 7 grooves / smooth           |
| Item no. 210-0186 | 25 x 145    | S4S/E4E     | —                            |
| Item no. 210-0152 | 27 x 145    | S4S/E4E     | 7 grooves / smooth           |
| Item no. 180-0007 | 27 x 155    | Sawn timber | —                            |
| Item no. 210-0321 | 27 x 190    | S4S/E4E     | 2 V grooves / smooth         |
| Item no. 180-0124 | 32 x 155    | Sawn timber | —                            |
| Item no. 180-0008 | 32 x 205    | Sawn timber | —                            |
| Item no. 140-0002 | 45 x 70     | S4S/E4E     | ■                            |

## Mandioqueira Vermelha

*Qualea paraensis, Q. spp.*

|                   | Sizes in mm | Product     | Profile / Special processing |
|-------------------|-------------|-------------|------------------------------|
| Item no. 210-0279 | 21 x 145    | S4S/E4E     | —                            |
| Item no. 210-0305 | 27 x 145    | S4S/E4E     | —                            |
| Item no. 180-0266 | 27 x 155    | Sawn timber | —                            |
| Item no. 180-0268 | 30 x 155    | Sawn timber | —                            |
| Item no. 140-0128 | 45 x 59     | S4S/E4E     | reeded / smooth              |
|                   | 45 x 68     |             |                              |
|                   | 45 x 70     |             |                              |

## Orelha de Macaco

*Enterolobium schomburgkii, E. spp.*

|                   | Sizes in mm | Product                | Profile / Special processing |
|-------------------|-------------|------------------------|------------------------------|
| Item no. 120-0003 | 18 x 141    | Wall cladding profiles | Profile 2837                 |






## Piquia FSC®

*Caryocar glabrum*



|                   | Sizes in mm | Product | Profile / Special processing  |
|-------------------|-------------|---------|---|
| Item no. 140-0118 | 45 x 70     | S4S/E4E |  |



## Piquia

*Caryocar glabrum*


|                   | Sizes in mm | Product | Profile / Special processing  |
|-------------------|-------------|---------|---|
| Item no. 140-0003 | 45 x 70     | S4S/E4E |  |

Piquia FSC



## Purpleheart (Roxão)

*Peltogyne paniculata, P. spp.*

|                   | Sizes in mm     | Product     | Profile / Special processing  |
|-------------------|-----------------|-------------|---|
| Item no. 180-0272 | 26/52/78 x 150+ | Sawn timber |  |

## Tamarindo

*Martiodendron elatum*

|                   | Sizes in mm | Product | Profile / Special processing  |
|-------------------|-------------|---------|---|
| Item no. 210-0281 | 21 x 120    | S4S/E4E |  |


Tamarindo



## Tatajuba FSC®

*Bagassa guianensis*



|                   | Sizes in mm                                       | Product     | Profile / Special processing  |
|-------------------|---|-------------|---|
| Item no. 180-0284 | 46 x<br>130/155/205/305<br>65 x<br>90/130/155/205 | Sawn timber |  |

## Walaba

*Eperua falcata, E. spp.*

|                   | Sizes in mm    | Product  | Profile / Special processing |
|-------------------|----------------|----------|------------------------------|
| Item no. 170-0001 | 3/8-1/4x4-6x18 | Shingles |                              |

# Products

|   | Tropical Hardwoods (BR) | Teak Plantations (BR) | Eucalyptus grandis (BR) | Elliott Pine (BR), Taeda Pine (BR), Radiata Pine (CL/NZ) |
|---|-------------------------|-----------------------|-------------------------|--|
| Bars/Rods (round)                                   |                         |                       |                         | ●  |
| Bed frames/Mattress foundations                     |                         |                       |                         | ●  |
| Blades  |                         |                       |                         | ●  |
| Blanks/fingerjointed                                |                         |                       |                         | ●  |
| Blanks/solid  |                         |                       |                         | ●  |
| Blocks  | ●                       | ●                     |                         | ●  |
| Boards  | ●                       | ●                     | ●                       | ●  |
| Bookcase kits                                       |                         |                       |                         | ●  |
| Broomsticks   | ●                       |                       | ●                       | ●  |
| Cable drums   |                         |                       |                         | ●  |
| Casings/Trims                                       | ●                       |                       | ●                       | ●  |
| Ceilings  | ●                       |                       |                         | ●  |
| Cladding/Panelling/Siding T&G                       | ●                       |                       | ●                       | ●  |
| Crane mats  |                         |                       | ●                       |  |
| Cross Laminated Timber (CLT)                        |                         |                       |                         | ●  |
| Decking   | ●                       | ●                     | ●                       | ●  |
| Fencing   | ●                       |                       | ●                       | ●  |
| Flooring/engineered                                 | ●                       | ●                     | ●                       |  |
| Flooring/solid                                      | ●                       | ●                     | ●                       |  |
| Furniture parts and components                      |                         |                       | ●                       | ●  |
| Garden furniture                                    |                         | ●                     | ●                       |  |
| Garden tiles  | ●                       | ●                     | ●                       |  |
| Glued laminated wood (GLULAM)                       |                         |                       |                         | ●  |
| Handrails   |                         |                       | ●                       | ●  |
| Houses/prefabricated                                | ●                       |                       |                         |  |
| Jambs/doors   | ●                       |                       | ●                       | ●  |
| Jambs/windows                                       | ●                       |                       | ●                       | ●  |
| Laminated Veneer Lumber (LVL) - Rafters/Slats/Beams |                         |                       |                         | ●  |

|  | Tropical Hardwoods (BR) | Teak Plantations (BR) | Eucalyptus grandis (BR) | Elliott Pine (BR), Taeda Pine (BR), Radiata Pine (CL/NZ) |
|--|-------------------------|-----------------------|-------------------------|--|
| Logs/Trunks  |                         | ●                     |                         |  |
| Louver doors   |                         |                       |                         | ●  |
| Mouldings/construction                               |                         |                       |                         | ●  |
| Mouldings/fingerjointed                              |                         |                       |                         | ●  |
| Mouldings/picture frames                             |                         |                       |                         | ●  |
| Pallets  |                         |                       | ●                       | ●  |
| Panels/edge-glued (EGP)/finger-jointed               |                         | ●                     | ●                       | ●  |
| Panels/edge-glued (EGP)/solid                        |                         | ●                     | ●                       | ●  |
| Parquet  | ●                       |                       |                         |  |
| Popsicle sticks/Spatulas/Stirrers/Cutlery/Toothpicks |                         |                       |                         | ●  |
| Posts/Pales  | ●                       |                       | ●                       |  |
| Pre-cuts for upholstery                              |                         |                       |                         | ●  |
| S4S  | ●                       |                       | ●                       | ●  |
| Sawn   | ●                       | ●                     | ●                       | ●  |
| Sawn timber/packaging                                |                         |                       | ●                       | ●  |
| Sawn timber/pallets                                  |                         |                       | ●                       | ●  |
| Skirting boards                                      | ●                       |                       | ●                       | ●  |
| Slabs  | ●                       |                       |                         |  |
| Sleepers   | ●                       |                       | ●                       |  |
| Squares  |                         | ●                     |                         | ●  |
| Stair components (Tread/Riser)                       |                         |                       |                         | ●  |
| Stakes/agriculture                                   | ●                       |                       | ●                       | ●  |
| Tool handles   | ●                       |                       | ●                       | ●  |
| Truck flooring/ male&female fitting (LTF)            | ●                       |                       | ●                       |  |
| Veneer   | ●                       |                       |                         | ●  |
| Wainscot   |                         |                       |                         | ●  |
| Worktops/kitchen                                     |                         | ●                     | ●                       |  |