



# *Native Splendour*

*Second edition*

A gardening guide to  
Manningham's local plants.



MANNINGHAM

## Acknowledgements:

*Native Splendour (2nd edition)* was compiled by the Manningham City Council's Economic and Environmental Planning Unit. The information in this book is based on the first edition of *Native Splendour*, however the updated plant list reflects current plant availability and ease of propagation. Additional information to encourage more ecological attributes within gardens has also been included.

Thank you to Craig Cleeland for notes on frog habitats and also Graeme Lorimer and John Delpratt for editing and proof-reading botanical details.

All plant nomenclature is in line with Melbourne Royal Botanic Gardens (2007) *A Census of Vascular Plants of Victoria*.

Photographs:      Craig Cleeland  
                         Damon Lee  
                         Lyn Meredith  
                         Helen Moss – from *"The plants of Melbourne's Outer East"* CD-Rom  
                         (produced by Baber Enterprises Pty Ltd).  
                         Nigel Philpot  
                         Anthony Owen  
                         Cathy Willis  
                         Bill Pemberton  
                         Ralph Spethmann

This publication is printed on ReArt Gloss & ReArt Matt containing 100% recycled fibre, with a minimum of 90% post consumer waste derived from the following sources: 40% Recycled Magazine, 30% Recycled Newsprint, 20% Hi-Grade Paper and 10% Other recycled papers. The pulp is bleached using Process Chlorine Free technology (PCF). This product is from Oji Paper, Japan - an ISO14001 accredited mill and leader in environmental management. ReArt is EcoMark accredited.

Printed by Finsbuty Green FSC, ISO14001, using vegetable inks and produced carbon neutral. 4,280Kgs of damaging CO2 emissions have been saved through environmental initiatives. By comparison an average Australian tree absorbs only 14kg of CO2 annually.


### **Disclaimer:**

Although precautions have been undertaken to ensure the accuracy and safety of the data, the publishers, authors and printers cannot accept responsibility for any claim, loss, damage or liability arising out of the use of the information published.

### **Copyright January 2009**

The information in this booklet may be copied with acknowledgment to Manningham City Council, Economic and Environmental Planning Unit. The reproduction of any photos will require permission.

About Native Splendour	3
What are indigenous plants?	3
Indigenous plant suppliers	4
Why indigenous plants are good for your garden	5
Tips for successful planting	6
Designing with indigenous plants	10
Indigenous plant list – planting suggestions	13
Sharing your garden with wildlife	19
Creating a frog-friendly garden – 10 things to know	20
Plant listing with descriptions and photos	
Trees	22
Small trees/large shrubs	29
Small – medium shrubs	39
Groundcovers and climbers	52
Grasses and wildflowers	59
50 more indigenous species	72
Environmental weeds	75
Plant index by common name	76
Reference and reading	77



*Native Splendour* would like to acknowledge the Wurundjeri community as the traditional owners and custodians of the lands of the Yarra catchment.

*Wurundjeri are the fresh water and Manna Gum people*

## About Native Splendour

*Native Splendour* is designed to help you find plants that will enhance your garden and are perfectly suited to our local climate and soils.

Fifty of Manningham's indigenous plants are profiled with images, descriptions of flower and foliage colour, plant size and cultivation notes, and a further 50 species are summarised on page 72.

**Note on size:** Sizes shown in this booklet are an approximate guide. The final height and width will be influenced by environmental conditions such as access to water, competition with other plants and soil depth.

## What are indigenous plants?

Plants that are native to a specific area of Australia are known as indigenous plants and are sometimes referred to as 'local natives'.

Manningham's indigenous plants differ to those in other parts of the country, and even other parts of Melbourne. They have been here since before European settlement and are therefore ideally suited to the local conditions and climate, and are in balance with our local ecology.

### Local provenance

Provenance refers to the unique genetic qualities that a plant species develops as it evolves in a particular area.

Often the same species will vary in character in different regions. Sometimes local forms look similar to those found elsewhere, but have actually adapted to different growing conditions. Only local forms can be reasonably regarded as indigenous plants. Introduction of non-local forms can create genetic problems for the wild populations. It is therefore best to grow plants raised from local sources, such as the plants available from local indigenous nurseries.

### Local provenance

Please refer to page 4 for nurseries selling plants known to have local provenance for Manningham and some neighbouring regions.

## Indigenous plant suppliers

To ensure that you are purchasing indigenous plants with a local provenance we encourage you to utilise the services of the following indigenous nurseries.

---

### Friends of Warrandyte State Park (F.O.W.S.P)

Warrandyte State Park Rangers Office, Pound Bend Road, Warrandyte.

Phone 9844 2659  
0408 317 327

Email fowspnursery@live.com.au  
Website www.fowsp.org.au/nursery.php

Plant sales: Thursday 9.30am - 12.30pm  
1st Sunday each month 2.00 - 4.00pm

---

### Candlebark Community Nursery

5 Taylor Road, Mooroolbark - Enter off Hull Road.

Phone 9727 5274  
0448 011 604

Email info@candlebark.org.au  
Website www.candlebark.org.au

Plant sales: Sunday to Thursday 9.00am - 4.00pm

---

### CRISP Nursery Inc.

17 Greenwood Avenue, Ringwood.

Phone 9879 3911

Plant sales: Wednesday 9.30am - 12.30pm  
Friday 9.30am - 12.30pm  
1st & 3rd Saturday each month 10.00am - 1.00pm

---

### Bimbadeen Nursery

Warrandyte

Phone 9844 3906

Plant sales: Open by appointment only

---

### Indigenous Design

Warrandyte

Phone 9437 0555  
0409 178 219

Plant sales: Open by appointment only

## Why indigenous plants are good for your garden

Increasingly gardeners are choosing indigenous plants to give their garden a local identity and provide consistency with the landscape. Indigenous plants are also a cost-effective, low-maintenance option and beneficial for the environment.

### Indigenous plants:

- Are perfectly suited to our local soils and climate and many species will thrive without fertilisers or sprays;
- Can withstand Melbourne's hot, dry summers and periodic droughts with little or no watering;
- Grow quickly and often flower within the first season of being planted;
- Have greater resistance to disease;
- Attract local native birds, insects and other animals and can provide them with essential food and shelter;
- Are in balance with our local ecology and won't become weeds (see page 75 for more information on environmental weeds);
- Can help to prevent locally rare and threatened species from becoming extinct;
- Reflect Manningham's natural character, preserving and enhancing a sense of local identity;
- Will save you money and water; and
- Offer you a more sustainable garden.



*Photos top to bottom – The prickly foliage of the Hedge Wattle offers protection to small birds.*

*This garden is home to many fauna species. It also offers plenty of colour, nooks and crannies to explore and rest amongst.*

## Tips for successful planting

There are four important elements to successful planting:

- Plant selection;
- Pre-planting preparation;
- Planting technique; and
- Early maintenance.

### Plant selection

Taller plants in larger pots will not necessarily give you better results.

Tubestock – plants in 15cm tall plastic ‘tubes’ – will generally catch up with, and outgrow larger, more mature stock often sold in nurseries, and are easier to establish in difficult sites with poor soils.

*Learn more about your local indigenous plants by volunteering at your local community indigenous nursery.*



### What to avoid:

**Discounted plants** – Cheaper plants can be of a lesser quality and past their ‘use-by date’, particularly after October.

**Pot-bound spiral roots** – Plants with roots curled around at the bottom of the pot have been in the pot for too long. They may be visible through drainage holes and, if in doubt, ask nursery staff to take the plant out of the pot to check. Look for plenty of healthy, white, hairy roots growing outwards and downwards.

**Exhausted potting mixes** – Lack of nutrients in the potting mix can cause stunted growth and yellowing leaves. Old mixes may lack other important trace elements such as iron and potassium. Avoid dry, compacted potting mixes.

**Blemishes, leaf curling and discolouration** – These are symptoms of stress, nutrient deficiency, disease or insect attack.



Photos left to right –  
Good nursery stock  
Bad nursery stock



## Pre-planting preparation

To find the ideal spot for your plant, consider its soil, moisture and sunlight requirements and potential size at maturity.

### Soil

Ideally, soil is loose and relatively fine-grained. However, Manningham's soils generally have a shallow topsoil and solid yellow clay below.

These heavy clays can be improved by digging in a little gypsum and watering prior to planting. Covering the soil surface with mulch can improve soil structure, nutrient availability and water retention. If you are on a bush block it is important to identify indigenous vegetation to ensure you do not mulch over it.

Remember that indigenous plants have adapted to local soil conditions, so selecting the right plant for your soil conditions and planting between autumn and early spring will ensure success.

Imported soils can bring new weed seeds and diseases to your neighbourhood, so always use locally obtained soils if possible.

### Should I fertilise?

Fertilisers aren't usually necessary, and may encourage weed growth. Too much can also cause fast, soft plant growth, leaving them more vulnerable to insect attack or harsh climatic conditions.

If you do fertilise, mix a small amount of slow-release, low phosphate fertiliser with the soil and backfill into the hole. Further fertilising is not necessary.

## Manningham's soil profile

Understanding our local soils will help you understand how plant roots behave in these soils. The bulk of the root is often located in the upper, more nutrient rich, penetrable topsoil. Many of the roots find niches in the subsoil to find nutrients and water, but these are predominantly required to anchor the plant.

Manningham's soils are derived from decay of Silurian sedimentary rock, which formed from sandy deposits on the sea floor 375 million years ago. Slopes and hilltops have a very shallow, often stony, clay loam topsoil layer above a subsoil of yellow clay. Valley floor soils are sandy stream deposits. Topsoil depth varies greatly according to the aspect and the history of the site.

---

## Staking

A plant will grow with greater strength if it is not tied to a stake. When a plant is blown around by the wind the plant hormones released by this movement make for a stronger plant.

Native plants should not need staking unless they are in obvious danger of toppling over. By using tubestock you can help to avoid weak and unstable growth.

If staking is required, ensure that the tie allows for some movement, by using three stakes and loose ties.

---

## Planting technique

- Step 1** Dig a hole slightly larger than the pot. If you notice the soil is very dry, fill the hole with water and allow it to absorb into the ground before planting. This will help the plant establish.
- Step 2** Give the plant a good drink in its pot to help hold the potting mix together around the roots.
- Step 3** Upend the pot and gently tap the plant out of the container. If it does not slide out easily, gently squeeze the sides.
- Step 4** Place the plant in the hole, ensuring the top of the potting mix is level with or just below the ground level.
- Step 5** Backfill loose soil around the root ball and firm into place. After planting, a saucer shaped depression around the plant is just about right
- Step 6** Water thoroughly to settle the soil around the roots.
- Step 7** Where rabbits or other pests might eat your plants, use tree guards.

When planting good quality tubestock, it is not necessary to 'tickle', or tease out the plant's roots. If you discover that your plants are pot-bound then you should reconsider planting this stock.

**Note:** If mulching with multiple plants, do so before planting, but ensure the plants' roots are in the soil and not the mulch.

---

## Early maintenance

### Watering

Monitor new plants during their first summer. If there has not been a good soaking rain by mid-summer, they will benefit from a drink.

Deep, occasional watering will help the plant establish deeper roots. Frequent, shallow watering encourages surface root growth, making plants more vulnerable to dry periods.

### Mulching

Plants naturally send roots down for moisture and nutrient, and away from heat. Mulching helps this process and saves water.

## Mulching tips

- Avoid hot, steaming mulch, which indicates that it is still composting.
- Check for, and remove, mulch-borne seedlings to prevent weed invasion.
- Mulch to about 5 - 10cm to allow rain penetration, suppress weeds and lessen soil moisture loss.

'Euca-mulch' – a byproduct of eucalyptus oil production – is an attractive, weed-free, steamed eucalyptus mulch of twigs and leaves.

A tree surgeon or lopper may deliver mulch for your garden, but it will generally be un-composted and fresh woodchips will draw nitrogen from your soil.

## Pruning

In a garden setting, many indigenous plants will respond well to careful pruning. Some indigenous species will provide better flowering shows if heavily pruned, such as small daisies, including the *Chrysocephalum* and *Xerochrysum* species. When hedging, begin pruning early in the plant's life.

## Should I mulch?

In bushland areas mulch can hinder natural regeneration. To allow your plants to naturally regenerate, consider using natural leaf litter from your garden as mulch. This will not interfere with the natural cycles of the indigenous seed that may regenerate.

Do not mulch over indigenous vegetation.

## Designing with indigenous plants

Indigenous plants can be adapted to fit almost any garden style – cottage, woodland, formal, or contemporary garden.

You don't need to discard exotic plants you've nurtured or inherited in your garden, provided they are not environmental weeds. Maybe start with a few local natives in a part of your garden that needs a facelift, or replace an overgrown or tired shrub.

Many gardens have some existing indigenous vegetation that can be used as a framework for your garden. As a starting point, identify existing indigenous vegetation.



*Photos left to right – The use of existing trees makes a magnificent framework for new indigenous planting*

*The silver foliage of the Red Box compliments the use of corrugated iron on this home*

*The use of simple, natural and rustic sculpture works well in this bush garden*

### Managing the garden overhaul

By regularly visiting your indigenous nursery you will become familiar with the plants, stock turnover and availability. You can purchase spontaneously, but for major garden overhauls consider the following schedule for placing an order with your local indigenous nursery.

Order plants well in advance and you can collect them to suit your planting timeline.

*Spreading Wattle can be planted en masse for brilliant early spring colour*



---

## Recommended seasonal schedule for the major garden overhaul:

### **WINTER – SPRING:**

Design your garden, selecting and listing plant species and quantities required. Place an order with your local indigenous nursery.

### **SPRING – SUMMER:**

Undertake landscaping, spraying out of previously grassed areas and mulching of garden beds to encourage soil microbial activity while your plants are being grown for you.

### **SUMMER – AUTUMN:**

Control any weeds that have surfaced in your garden beds. Contact the nursery to check on the order and reorder any extra plants that you could plant in the coming spring.

### **AUTUMN – MID-SPRING:**

Plant your garden.

When planning your garden, there are various important factors to consider.


- **Aspect** – the orientation of your garden to the sun.
- **Exposure** – What conditions do the plants require? Do the plants need shade and shelter from the elements?
- **Soil type and garden bed preparation** – Will there be new garden beds where once there was lawn and what will this require?
- **Watering** - Will it be possible?
- **Weather and climate** – Have you ordered the plants to be ready for your seasonal planting? What are the varying conditions in different parts of your garden and will the plants chosen be suitable?

---

## Growing a Weeping Grass lawn

Weeping Grass lawns can be grown from seed, however buying or collecting seed is not always a viable option. The following steps are handy for growing your lawn from pots.

- Step 1** Grow your own in small pots or ask the Indigenous nursery to grow cells or tubes.
- Step 2** Ensure the site is prepared with appropriate soil that is weed free. Addition of nutrient is optional.
- Step 3** Plant the area at spacings of 15 - 20cm. If you don't have enough to cover the whole area, plant in clusters, rather than larger spacings.
- Step 4** Protect from traffic and grazing, and establish with occasional watering. Light mowing while young makes for a finer lawn.
- Step 5** Allow the grass to set seed and drop, which takes about one month between mowings. If you wish to encourage more tillering/sprouting habit, cut the grass no lower than 10cm.
- Step 6** Seedlings emerging in the inter-tussock space will fill the gaps.



---

## Enhancing an existing Weeping Grass lawn

- Step 1** Identify existing indigenous grasses.
- Step 2** Stop mowing these areas around late November to allow the grasses to set and drop seed.
- Step 3** Control weeds by careful spot spraying or hand weeding.
- Step 4** Keep your lawn mown no less than 3cm and up to 10cm to encourage dense coverage of the lawned surface, and to help reduce weed seed germination.
- Step 5** Let grass seed to broaden the area covered when the seedlings grow.



*Photos left to right - Centre of picture displays seed head and seedlings below*

*This native grass lawn is cut at 7cm high and let to drop seed occasionally*

*Recently established Weeping Grass*

## Indigenous plant list – planting suggestions

The following lists offer suggestions for ways that you can utilise indigenous plants in your garden. Plants with detailed notes and pictures are indicated with page numbers. All other species listed can be referenced in the '50 more indigenous species' section on pages 72 – 75.

### Hedges and borders

Burgan	<i>Kunzea ericoides</i>	
Cinnamon Wattle	<i>Acacia leprosa</i>	Pg 33
Correa species	<i>Correa reflexa</i> & <i>Correa glabra</i>	Pg 41
Dusty Miller	<i>Spyridium parvifolium</i>	Pg 47
Gold-dust Wattle	<i>Acacia acinacea</i>	Pg 39
Hop Goodenia	<i>Goodenia ovata</i>	Pg 43
Myrtle Wattle	<i>Acacia myrtifolia</i>	Pg 40
Prickly Currant-bush	<i>Coprosma quadrifida</i>	Pg 44
Prickly Moses	<i>Acacia verticillata</i>	Pg 35
Sweet Bursaria	<i>Bursaria spinosa</i>	Pg 29



Photos left to right - Prickly Moses habit

Myrtle Wattle red stems

Dusty Miller with Purple Coral-pea

---

## Quick growing screening shrubs

Black Wattle	<i>Acacia mearnsii</i>	Pg 24
Burgan	<i>Kunzea ericoides</i>	
Cinnamon Wattle	<i>Acacia leprosa</i>	Pg 33
Lightwood	<i>Acacia implexa</i>	Pg 34
Myrtle Wattle	<i>Acacia myrtifolia</i>	Pg 40
Prickly Moses	<i>Acacia verticillata</i>	Pg 35
Plum-leaf Pomaderris	<i>Pomaderris prunifolia</i>	Pg 30
Shiny Cassinia	<i>Cassinia longifolia</i>	
Snow Daisy-bush	<i>Olearia lirata</i>	Pg 36
Swamp Paperbark	<i>Melaleuca ericifolia</i>	
Tree Everlasting	<i>Ozothamnus ferrugineus</i>	
Victorian Christmas-bush	<i>Prostanthera lasianthos</i>	

*Kidney-weed as a lawn substitute*



---

## Native lawns & lawn alternatives

Clustered Wallaby-grass	<i>Austrodanthonia racemosa</i>	Pg 62
Hairy Pennywort	<i>Hydrocotyle hirta</i>	
Kidney-weed	<i>Dichondra repens</i>	Pg 53
Knead Wallaby-grass	<i>Austrodanthonia geniculata</i>	Pg 62
Slender Wallaby-grass	<i>Austrodanthonia penicillata</i>	Pg 62
Weeping Grass	<i>Microlaena stipoides</i>	Pg 63



## Damp & shady spots

Bidgee-widgee	<i>Acaena novae-zelandiae</i>	
Blackwood	<i>Acacia melanoxylon</i>	Pg 28
Dusty Miller	<i>Spyridium parvifolium</i>	Pg 47
Hairy Pennywort	<i>Hydrocotyle hirta</i>	
Hazel Pomaderris	<i>Pomaderris aspera</i>	Pg 31
Hemp Bush	<i>Gynatrix pulchella</i>	
Ivy-leaf Violet	<i>Viola hederacea</i>	Pg 54
Kidney-weed	<i>Dichondra repens</i>	Pg 53
Manuka	<i>Leptospermum scoparium</i>	Pg 51
Mother Shield-fern	<i>Polystichum proliferum</i>	
Mountain Clematis	<i>Clematis aristata</i>	
Prickly Currant-bush	<i>Coprosma quadrifida</i>	Pg 44
Prickly Moses	<i>Acacia verticillata</i>	Pg 35
River Bottlebrush	<i>Callistemon sieberi</i>	
Rushes	<i>Juncus species</i>	
Silver Wattle	<i>Acacia dealbata</i>	
Soft Tussock-grass	<i>Poa morrisii</i>	
Swamp Paperbark	<i>Melaleuca ericifolia</i>	
Swamp Pennywort	<i>Centella cordifolia</i>	
Tall Sedge	<i>Carex appressa</i>	
Tasman Flax-lily	<i>Dianella tasmanica</i>	Pg 66
Tassel Sedge	<i>Carex fascicularis</i>	
Victorian Christmas-bush	<i>Prostanthera lasianthos</i>	

Photos left to right -  
This screening planting provides shelter  
within the Rudolf Steiner School's  
indigenous gardens.

Wonga Vine mixed with Small-leaved  
Clematis growing on a fence.



## For a fence or trellis

Common Apple-berry	<i>Billardiera mutabilis</i>	Pg 55
Mountain Clematis	<i>Clematis aristata</i>	
Purple Coral-pea	<i>Hardenbergia violacea</i>	Pg 56
Wonga Vine	<i>Pandorea pandorana</i>	Pg 58

## Embankments & retaining walls – groundcovers, low shrubs & tussocks

Austral Stork's-bill	<i>Pelargonium australe</i>	
Bidgee-widgee	<i>Acaena novae-zelandiae</i>	
Blue Pincushion	<i>Brunonia australis</i>	
Bulbine Lily	<i>Bulbine bulbosa</i>	Pg 65
Chocolate Lily	<i>Arthropodium strictum</i>	Pg 64
Clustered Everlasting	<i>Chrysocephalum semipapposum</i>	Pg 71
Common Heath	<i>Epacris impressa</i>	Pg 50
Common Tussock-grass	<i>Poa labillardierei</i>	Pg 61
Correa	<i>Correa reflexa</i> & <i>Correa glabra</i>	Pg 41
Grey Everlasting	<i>Ozothamnus obcordatus</i>	
Grey Parrot-pea	<i>Dillwynia cinerascens</i>	
Hairy Pennywort	<i>Hydrocotyle hirta</i>	
Hop Goodenia	<i>Goodenia ovata</i>	Pg 43
Ivy-leaf Violet	<i>Viola hederacea</i>	Pg 54
Kangaroo Grass	<i>Themeda triandra</i>	Pg 59
Pink-bells	<i>Tetratheca ciliata</i>	Pg 67
Purple Coral-pea	<i>Hardenbergia violacea</i>	Pg 56
Running Postman	<i>Kennedia prostrata</i>	Pg 52
Silvertop Wallaby-grass	<i>Joycea pallida</i>	

Soft Tussock-grass	<i>Poa morrisii</i>	
Spiny-headed Mat-rush	<i>Lomandra longifolia</i>	Pg 68
Spreading Wattle	<i>Acacia genistifolia</i>	Pg 46
Spur Velleia	<i>Velleia paradoxa</i>	
Sticky Everlasting	<i>Xerochrysum viscosum</i>	Pg 71
Veined Spear-grass	<i>Austrostipa rudis</i>	Pg 60
Wallaby-grasses	<i>Austrodanthonia species</i>	Pg 62
Wiry Buttons	<i>Leptorhynchos tenuifolius</i>	

## Arid gardens & rockeries

Black Sheoak	<i>Allocasuarina littoralis</i>	Pg 37
Black-anther Flax-lily	<i>Dianella admixta</i>	Pg 66
Bundy	<i>Eucalyptus goniocalyx</i>	
Burgan	<i>Kunzea ericoides</i>	
Common Heath	<i>Epacris impressa</i>	Pg 50
Correa	<i>Correa reflexa</i> & <i>Correa glabra</i>	Pg 41
Drooping Cassinia	<i>Cassinia arcuata</i>	
Gold-dust Wattle	<i>Acacia acinacea</i>	Pg 39
Golden Wattle	<i>Acacia pycnantha</i>	Pg 32
Grass Trigger-plant	<i>Stylidium armeria</i>	Pg 69
Grey Everlasting	<i>Ozothamnus obcordatus</i>	
Grey Parrot-pea	<i>Dillwynia cinerascens</i>	
Hop Wattle	<i>Acacia stricta</i>	
Kangaroo Grass	<i>Themeda triandra</i>	Pg 59
Lightwood	<i>Acacia implexa</i>	Pg 34
Purple Coral-pea	<i>Hardenbergia violacea</i>	Pg 56
Red Box	<i>Eucalyptus polyanthemos</i>	Pg 25
Red Stringybark	<i>Eucalyptus macrorhyncha</i>	Pg 23
Running Postman	<i>Kennedia prostrata</i>	Pg 52
Spiny-headed Mat-rush	<i>Lomandra longifolia</i>	Pg 68
Spreading Wattle	<i>Acacia genistifolia</i>	Pg 46
Sticky Everlasting	<i>Xerochrysum viscosum</i>	
Wallaby-grasses	<i>Austrodanthonia species</i>	Pg 62
Yellow Box	<i>Eucalyptus melliodora</i>	Pg 26

## In & around the pond or wetland

Bidgee-widgee	<i>Acaena novae-zelandiae</i>	
Common Nardoo	<i>Marsilea drummondii</i>	
Hairy Pennywort	<i>Hydrocotyle hirta</i>	
Hop Goodenia	<i>Goodenia ovata</i>	Pg 43
Ivy-leaf Violet	<i>Viola hederacea</i>	Pg 54
Kidney-weed	<i>Dichondra repens</i>	Pg 53
Manuka	<i>Leptospermum scoparium</i>	Pg 51
Matted Pratia	<i>Pratia pedunculata</i>	Pg 57
Mother Shield-fern	<i>Polystichum proliferum</i>	
Prickly Moses	<i>Acacia verticillata</i>	Pg 35
Running Marsh Flower	<i>Villarsia reniformis</i>	
Rushes	<i>Juncus species</i>	
Short-stem Sedge	<i>Carex breviculmis</i>	
Swamp Paperbark	<i>Melaleuca ericifolia</i>	
Swamp Pennywort	<i>Centella cordifolia</i>	
Tall Sedge	<i>Carex appressa</i>	
Tassel Sedge	<i>Carex fascicularis</i>	



*A small pond where little birds use the Rushes to approach the water.*



## Sharing your garden with wildlife

Indigenous gardens can attract a range of fascinating wildlife, and when designing your garden, think about which animals you would like to see.



Insects, birds and lizards are the most likely to visit your garden. Other wildlife may visit depending upon the quality and connectivity of your garden to nearby habitat corridors.

One very surprised urban dweller attracted an echidna and brown quail to her indigenous suburban garden – you may be very surprised at what animals will visit your garden.

### Planting for birds

Many native birds are attracted to gardens with a complex and natural structure to suit their foraging and nesting habits.

- Ideally, upper, middle and ground storey vegetation is present to ensure the safe voyage of small birds.
- Sticks, logs, leaf litter, native grasses and herbs all add to the complexity required to provide a suitable ecology for insects to live and breed, and for ground-foraging birds to feed.
- It is important to leave dead branches and sticks on trees and shrubs, as they offer ideal perches for small and large birds to gain good vantage points to search for food, with extra security. They also provide niches for spiders and insects to live.
- Birds are attracted to many different food sources including flower nectars, fleshy fruits, seeds and invertebrate and vertebrate prey.
- Do not use feeding trays/platforms or environmental weeds to provide this food.

Birds will use bird baths and ponds, however be sure to put rocks or sticks in deep, steep-sided water containers so that birds do not drown.

Cat owners are encouraged to keep their cats in an enclosure. Many enclosures allow full reign of the house as well as the space to sun in outdoor areas. For more information, visit [www.dse.vic.gov.au](http://www.dse.vic.gov.au).



Your garden can help make up for lost habitat!

Up to 90 per cent of Victoria's natural landscapes have been cleared since white settlement, highlighting the importance of protecting what remains and improving the connectivity of existing habitat corridors.

Urban corridors are frequented by many species of life. Finding out which habitat corridor your garden could link to can help you choose your plants. Use the Melways to locate creek corridors and bushland reserves near you. These reserves are great areas to visit to identify indigenous plants for use in your garden. Local naturalists, Friends groups and Landcare groups, indigenous nurseries or Council Environmental Officers can offer further advice.

---

## Reptiles

You almost certainly have reptiles living on your property and maybe snakes. It is fair to say that small skinks will also be present even in the most suburban of gardens. Rocks, cracks, ants and small-fruited plant species provide suitable ecology for these reptiles.

In the event that you have a snake visit your garden, do not approach it – it will leave you alone if you leave it alone. Allow it to bask and move on in its own time. Contact a snake catcher if it outstays its welcome. Educate children to respect wildlife and to avoid provocation.



---

## Microbats

There are 75 species of bats in Australia, at least eight of which are found in Melbourne. The two largest are the Grey-Headed Flying-fox and the Little Red Flying-fox. The others are microbats, the smallest weighing only four grams. You may hear the high pitched sounds of the White-striped Freetail Bat as it flies through your garden looking for food.

---

## Nest boxes

Marsupials, micro bats and birds that nest in hollows can benefit from the presence of nesting boxes in your garden. If possums and microbats visit your garden, chances are they will appreciate a home to breed in as well. When animals select hollows they have specific criteria to ensure comfort and safety. The site, size of the entrance hole and the depth of the hollow will determine if it is suitable. An informative nest box website is [www.latrobe.edu.au/wildlife/nboxes.html](http://www.latrobe.edu.au/wildlife/nboxes.html).



## Creating a frog-friendly garden – 10 things to know

Frog populations have declined dramatically in the past thirty years and the threat of losing species to extinction is ever-present. This decline is attributed largely to chytrid fungus and other diseases, as well as the destruction of suitable habitat. Urban gardens can be safe zones for frogs.

---

### 10 tips to help you create a frog-friendly garden:

- 1 Provide a pond for breeding**  
Nearly all urban frogs around Melbourne require still water, permanent/semi-permanent ponds to breed in. No pond means zero breeding.



**2 Be careful with fish**

Tadpoles of local pond-breeding species do not have well developed defences against fish. Fish mean no frogs.

**3 Ensure sunlight all year round**

Being cold blooded, frogs and tadpoles require warmth from the sun for their survival and development. Most local species

breed between late winter and spring, so ponds need at least 3 - 4 hours of winter sunlight each day.

**4 Increase the breeding success and species diversity with a bigger pond**

The larger the pond the more stable the water temperature will be. It will be less likely to freeze over winter, killing eggs and potentially tadpoles, and it is less likely to cook over summer and cause rapid decrease in the oxygen content of the water.

**5 Keep at least half the water surface exposed**

Like all animals, tadpoles and frog eggs require oxygen and suitable temperatures to survive. Keep at least half of the surface of the pond free from floating plants to allow light and warmth in, and oxygen and carbon dioxide exchange. This will help breeding success.

**6 Provide an entry point**

Many frogs and other aquatic flora and fauna require a shallow slope at the edge of the pond. Some frogs, such as the Southern Brown Tree Frog, need a branch entering the water for access. Five or six local species are likely to breed in urban ponds or dams, and each has its own preference for position around the pond, according to depth of water, hiding places and egg deposition sites.

**7 Provide good protection from predators**

Frogs are the favourite food of many native and non-native species, and cats are particularly good frog predators. Provide plenty of cover around the pond for frogs to hide while they call for mates. The male usually does this in or around the edge of the pond. Low vegetation, logs and rocks all make good hiding places.

**8 A 'wild' area makes a good living place**

The females of many local species only visit a pond one night a year. The rest of the time they live in the surrounding environment often kilometres away from the breeding site. A good frog garden doesn't necessarily need ponds, but does need lots of long native grasses, logs and plants that attract insects and a diversity of wildlife. A corner of the garden that is a little 'wild' will provide a great living place for frogs.

**9 Be careful what you spray and use in the garden**

Frogs and tadpoles can be quite sensitive to chemicals. Prevent contaminated runoff entering your pond and be careful where you spray herbicides and insecticides.

**10 Make it accessible**

Make sure the frog pond is easily accessible for maintenance, and so you can enjoy it and gain greater understanding. A small sleeper path or planks can provide good access. Then you can take a torch out at night and watch the frogs using your pond!



## Narrow-leaved Peppermint

### *Eucalyptus radiata*

An attractive shade or shelter tree that is ideally suited to suburban gardens and is common around Melbourne.



## Trees

Providing excellent shade and shelter

Narrow-leaved Peppermint  
- *Eucalyptus radiata*

Red Stringybark  
- *Eucalyptus macrorhyncha*

Black Wattle  
- *Acacia mearnsii*

Red Box  
- *Eucalyptus polyanthemos*

Yellow Box  
- *Eucalyptus melliodora*

Candlebark  
- *Eucalyptus rubida*

Blackwood  
- *Acacia melanoxylon*



### Size & habit

- 10 - 22m tall.
- One of Manningham's smaller Eucalypts.

### Flowers & foliage

- Narrow, green, weeping foliage forming a reasonably dense canopy.
- Leaves release a strong peppermint eucalyptus scent when crushed.
- Masses of tiny white blooms in spring and summer.

### Preferred growing conditions

- Well-drained soils with reliable moisture.
- Can adapt to a range of conditions.



## Red Stringybark



### *Eucalyptus macrorhyncha*

An attractive, upright specimen tree for lawns and garden areas that is valued as a source of honey. This species has been particularly badly depleted by human settlement.



### Size & habit

- 10 - 22m tall.
- A rounded, high, reasonably dense canopy.

### Flowers & foliage

- Glossy, dark green leaves contrast with the deeply fissured, red-brown bark.
- Honey-scented, creamy-white flowers during summer and autumn.

### Preferred growing conditions

- Well-drained soils and open, sunny garden areas.
- Can adapt to a range of conditions.

## Trees

Providing excellent shade and shelter

Narrow-leaved Peppermint  
- *Eucalyptus radiata*

Red Stringybark  
- *Eucalyptus macrorhyncha*

Black Wattle  
- *Acacia mearnsii*

Red Box  
- *Eucalyptus polyanthemos*

Yellow Box  
- *Eucalyptus melliodora*

Candlebark  
- *Eucalyptus rubida*

Blackwood  
- *Acacia melanoxylon*

## Black Wattle

### *Acacia mearnsii*

A fast growing, spreading tree that attracts birds and butterflies.



## Trees

Providing excellent shade and shelter

Narrow-leaved Peppermint  
- *Eucalyptus radiata*

Red Stringybark  
- *Eucalyptus macrorhyncha*

Black Wattle  
- *Acacia mearnsii*

Red Box  
- *Eucalyptus polyanthemos*

Yellow Box  
- *Eucalyptus melliodora*

Candlebark  
- *Eucalyptus rubida*

Blackwood  
- *Acacia melanoxylon*



### Size & habit

- 6 - 15m tall.
- Fast growing and spreading.
- Short lived.

### Flowers & foliage

- Scented pale yellow balls from September to December.

### Preferred growing conditions

- Prefers a well drained soil.

### Comments

This often short lived tree is prone to borer and can become a valuable food source for marsupials feeding on the jelly like sap or keno and for birds to forage on the larvae.

A good food plant for the Sugar Glider, as well as Imperial Blue butterfly larvae.



## Red Box



### *Eucalyptus polyanthemos*

An impressive specimen or feature tree with attractive round, grey foliage, the Red Box offers masses of nectar-rich flowers.



### Size & habit

- 10 - 22m tall.

### Flowers & foliage

- Masses of creamy-white blooms which appear during spring and summer attract insects and nectar-seeking birds.
- Distinctive round leaves, with a silvery-grey appearance, offer a strong contrast to the bark.

### Preferred growing conditions

- Drier, shallower soils.
- Occurs naturally on hilltops and ridgelines.

## Trees

Providing excellent shade and shelter

Narrow-leaved Peppermint  
- *Eucalyptus radiata*

Red Stringybark  
- *Eucalyptus macrorhyncha*

Black Wattle  
- *Acacia mearnsii*

Red Box  
- *Eucalyptus polyanthemos*

Yellow Box  
- *Eucalyptus melliodora*

Candlebark  
- *Eucalyptus rubida*

Blackwood  
- *Acacia melanoxylon*

## Yellow Box

### Trees

Providing excellent shade and shelter

Narrow-leaved Peppermint  
- *Eucalyptus radiata*

Red Stringybark  
- *Eucalyptus macrorhyncha*

Black Wattle  
- *Acacia mearnsii*

Red Box  
- *Eucalyptus polyanthemos*

Yellow Box  
- *Eucalyptus melliodora*

Candlebark  
- *Eucalyptus rubida*

Blackwood  
- *Acacia melanoxylon*

### *Eucalyptus melliodora*

A handsome shade and feature tree for large gardens.



### Size & habit

- 10 - 22m tall (or 30m on valley floors).
- Distinguished trunk and broad spreading, graceful crown.

### Flowers & foliage

- Open canopy with small, grey-green leaves.
- The fragrant flowers provide an excellent source of honey between spring and late summer.

### Preferred growing conditions

- Deeper, well-drained soil.

## Candlebark



### *Eucalyptus rubida*

A graceful ornamental tree with an attractive spreading canopy that is suited to large gardens.

## Trees

Providing excellent shade and shelter

Narrow-leaved Peppermint  
- *Eucalyptus radiata*

Red Stringybark  
- *Eucalyptus macrorhyncha*

Black Wattle  
- *Acacia mearnsii*

Red Box  
- *Eucalyptus polyanthemos*

Yellow Box  
- *Eucalyptus melliodora*

Candlebark  
- *Eucalyptus rubida*

Blackwood  
- *Acacia melanoxylon*



### Size & habit

- 10 - 22m tall.
- Attractive, smooth 'gum' bark in summer becoming accented by reddish tones of new bark, especially after rain.

### Flowers & foliage

- Young round and stalkless juvenile leaves mature into classic 'gum tree leaves'.


### Preferred growing conditions

- Well-drained soils with some moisture.

## Blackwood

### *Acacia melanoxylon*

A quick growing screening or specimen tree that is mildly drought tolerant in Manningham's soils.



## Trees

Providing excellent shade and shelter

Narrow-leaved Peppermint  
- *Eucalyptus radiata*

Red Stringybark  
- *Eucalyptus macrorhyncha*

Black Wattle  
- *Acacia mearnsii*

Red Box  
- *Eucalyptus polyanthemos*

Yellow Box  
- *Eucalyptus melliodora*

Candlebark  
- *Eucalyptus rubida*

Blackwood  
- *Acacia melanoxylon*



### Size & habit

- 7 - 15m tall.
- Narrow and upright in shady situations, and a broad shade tree in the open when sufficient soil moisture is available.

### Preferred growing conditions

- Some shade, ideally with deep, moist soils.
- Will tolerate moderately heavy, wet conditions, or even drier sites.
- Reasonably hardy and will adapt to varying conditions.

### Flowers & foliage

- Matt green foliage – the 'leaves' are actually modified stems called phyllodes.
- Often produces a dense crown, almost down to the ground.
- Round, pale yellow or cream coloured flowers during late winter and spring.



## Sweet Bursaria

### *Bursaria spinosa*

Stunning in flower, and an important food plant for caterpillars, Sweet Bursaria offers the gardener a variety of uses including hedging.

**Small trees  
& large shrubs**  
Ideal screening or  
feature plants

Sweet Bursaria  
- *Bursaria spinosa*

Plum-leaf Pomaderris  
- *Pomaderris prunifolia*

Hazel Pomaderris  
- *Pomaderris aspera*

Golden Wattle  
- *Acacia pycnantha*

Cinnamon Wattle  
- *Acacia leprosa*

Lightwood  
- *Acacia implexa*

Prickly Moses  
- *Acacia verticillata*

Snow Daisy-bush  
- *Olearia lirata*

Black Sheoak  
- *Allocasuarina littoralis*

Bushy Needlewood  
- *Hakea decurrens*



### Size & habit

- 2 - 6m tall.
- Shrub or small tree with spiny branches.

### Flowers & foliage

- Prolific, sweetly scented creamy-white flowers cluster at the ends of branches in late summer and autumn, followed by attractive coppery seed capsules.
- Shiny, small, dark green leaves.
- Planted in groups, the shrub offers long-lived shelter for small birds.

### Preferred growing conditions

- Sunny or partly shaded areas with well-drained soil.
- Very adaptable.

## Small trees & large shrubs

Ideal screening or  
feature plants

Sweet Bursaria  
- *Bursaria spinosa*

Plum-leaf Pomaderris  
- *Pomaderris prunifolia*

Hazel Pomaderris  
- *Pomaderris aspera*

Golden Wattle  
- *Acacia pycnantha*

Cinnamon Wattle  
- *Acacia leprosa*

Lightwood  
- *Acacia implexa*

Prickly Moses  
- *Acacia verticillata*

Snow Daisy-bush  
- *Olearia lirata*

Black Sheoak  
- *Allocasuarina littoralis*

Bushy Needlewood  
- *Hakea decurrens*

## Plum-leaf Pomaderris

### *Pomaderris prunifolia*

A woody shrub with an open rounded form, the Plum-leaf Pomaderris is a useful addition to any screening planting.



### Size & habit

- 1½ - 4m tall.

### Flowers & foliage

- Small clusters of creamy flowers.
- Rough, hairy, dark green foliage to 50mm long.

### Preferred growing conditions

- Good drainage.
- Part shade or full sun.
- More tolerant to drying out than other Pomaderris species.





## Hazel Pomaderris

### *Pomaderris aspera*

Bring colour to the spring border and attract butterflies with this lovely screening plant.



### Size & habit

- 3 - 8m tall and 2 - 4m wide.
- Broad, fast-growing tree.
- Will grow taller in rich, moist conditions.

### Flowers & foliage

- Large, soft, almost velvety green leaves, with distinctive veins and pale green-cream undersides.
- Produces attractive, large clusters or sprays of dainty yellow-green flowers in late spring and summer.

### Preferred growing conditions

- Ideal for difficult moist, shaded spots.
- Can adapt to somewhat drier, open positions.

## Small trees & large shrubs

Ideal screening or feature plants

Sweet Bursaria  
- *Bursaria spinosa*

Plum-leaf Pomaderris  
- *Pomaderris prunifolia*

Hazel Pomaderris  
- *Pomaderris aspera*

Golden Wattle  
- *Acacia pycnantha*

Cinnamon Wattle  
- *Acacia leprosa*

Lightwood  
- *Acacia implexa*

Prickly Moses  
- *Acacia verticillata*

Snow Daisy-bush  
- *Olearia lirata*

Black Sheoak  
- *Allocasuarina littoralis*

Bushy Needlewood  
- *Hakea decurrens*

## Golden Wattle

### *Acacia pycnantha*

A bright and colourful addition to the garden, the Golden Wattle is Australia's national floral emblem.



## Small trees & large shrubs

Ideal screening or  
feature plants

Sweet Bursaria  
- *Bursaria spinosa*

Plum-leaf Pomaderris  
- *Pomaderris prunifolia*

Hazel Pomaderris  
- *Pomaderris aspera*

Golden Wattle  
- *Acacia pycnantha*

Cinnamon Wattle  
- *Acacia leprosa*

Lightwood  
- *Acacia implexa*

Prickly Moses  
- *Acacia verticillata*

Snow Daisy-bush  
- *Olearia lirata*

Black Sheoak  
- *Allocasuarina littoralis*

Bushy Needlewood  
- *Hakea decurrens*



### Size & habit

- 3 - 6m tall.
- A slender or sometimes bushy tree depending on the site and growing conditions.

### Flowers & foliage

- Gently weeping foliage.
- Curved eucalyptus-like 'leaves', 2 - 5cm wide and 10 - 15cm long.
- Flowers in late winter are a mass of bright, golden balls.

### Preferred growing conditions

- A sunny, well-drained spot.
- Will tolerate shallow, dry soils.

## Cinnamon Wattle



### *Acacia leprosa*

A beautiful ornamental and screening plant with pendulous branches.

**Small trees  
& large shrubs**  
Ideal screening or  
feature plants



Sweet Bursaria  
- *Bursaria spinosa*

Plum-leaf Pomaderris  
- *Pomaderris prunifolia*

Hazel Pomaderris  
- *Pomaderris aspera*

Golden Wattle  
- *Acacia pycnantha*

**Cinnamon Wattle**  
- *Acacia leprosa*

Lightwood  
- *Acacia implexa*

Prickly Moses  
- *Acacia verticillata*

Snow Daisy-bush  
- *Olearia lirata*

Black Sheoak  
- *Allocasuarina littoralis*

Bushy Needlewood  
- *Hakea decurrens*

### Size & habit

- 6m tall (may grow taller) and 1 - 2m wide.
- An attractive medium shrub to small tree.

### Preferred growing conditions

- Dappled shade and reliable moisture.
- Can adapt to damper or drier situations.

### Flowers & foliage

- Dense canopy with thin leaves 1 - 2cm wide and up to 10cm long.
- Leaves give off a subtle cinnamon scent on humid days and when crushed.
- Displays masses of yellow flower balls in late winter and spring.

## Lightwood

### Small trees & large shrubs

Ideal screening or  
feature plants

Sweet Bursaria  
- *Bursaria spinosa*

Plum-leaf Pomaderris  
- *Pomaderris prunifolia*

Hazel Pomaderris  
- *Pomaderris aspera*

Golden Wattle  
- *Acacia pycnantha*

Cinnamon Wattle  
- *Acacia leprosa*

Lightwood  
- *Acacia implexa*

Prickly Moses  
- *Acacia verticillata*

Snow Daisy-bush  
- *Olearia lirata*

Black Sheoak  
- *Allocasuarina littoralis*

Bushy Needlewood  
- *Hakea decurrens*

### *Acacia implexa*

A long-lived wattle, useful as a screen or shade tree and looks great planted in groups. The dark fissured bark and sickle-shaped leaves/phyllodes add great textures and detail to the garden.



### Size & habit

- Upright, slender tree that grows to 6m.

### Flowers & foliage

- Light green, 'sickle-shaped' foliage with attractive sprays of yellow flowers up to 4cm long in summer.
- The latest flowering wattle.

### Preferred growing conditions

- Thrives in dry sunny spots with shallow soil.
- Will also tolerate moist, well-drained positions.



## Prickly Moses

### *Acacia verticillata*

With foliage that provides wonderful textural interest in the garden, the Prickly Moses is also a safe nesting refuge for small birds such as wrens.

**Small trees  
& large shrubs**  
Ideal screening or  
feature plants

Sweet Bursaria  
- *Bursaria spinosa*

Plum-leaf Pomaderris  
- *Pomaderris prunifolia*

Hazel Pomaderris  
- *Pomaderris aspera*

Golden Wattle  
- *Acacia pycnantha*

Cinnamon Wattle  
- *Acacia leprosa*

Lightwood  
- *Acacia implexa*

Prickly Moses  
- *Acacia verticillata*

Snow Daisy-bush  
- *Olearia lirata*

Black Sheoak  
- *Allocasuarina littoralis*

Bushy Needlewood  
- *Hakea decurrens*



### Size & habit

- 2 - 4m tall and 1 - 3m wide.

### Flowers & foliage

- Fine, prickly foliage.
- Cream-to-yellow flower spikes  
1 - 2cm long occur along branches  
in winter and early spring.

### Preferred growing conditions

- Deep soil with reliable moisture.
- Will tolerate a variety of  
conditions.
- Occurs naturally on shallow, dry,  
south-facing soils.

## Snow Daisy-bush

### *Olearia lirata*

A spectacular screening or specimen shrub with attractive daisy flowers.



## Small trees & large shrubs

Ideal screening or  
feature plants

Sweet Bursaria  
- *Bursaria spinosa*

Plum-leaf Pomaderris  
- *Pomaderris prunifolia*

Hazel Pomaderris  
- *Pomaderris aspera*

Golden Wattle  
- *Acacia pycnantha*

Cinnamon Wattle  
- *Acacia leprosa*

Lightwood  
- *Acacia implexa*

Prickly Moses  
- *Acacia verticillata*

Snow Daisy-bush  
- *Olearia lirata*

Black Sheoak  
- *Allocasuarina littoralis*

Bushy Needlewood  
- *Hakea decurrens*



### Size & habit

- 2 - 3m tall and 1m wide.

### Flowers & foliage

- For a shady spot in the garden it's hard to beat.
- Featuring soft grey-green foliage with downy white undersides.
- Profuse, superb clusters of white, daisy-like flowers in spring.

### Preferred growing conditions

- A shade lover that thrives in sheltered spots with moist, well-drained soil.
- Can look shabby in drier conditions.

## Black Sheoak



### *Allocasuarina littoralis*

An excellent screening, windbreak or specimen tree that is an ideal alternative to planting Pine trees.



### Size & habit

- 4 - 12m tall and 2 - 5m wide.
- Fine weeping branches.
- Trunk bark becomes fissured with age.

### Flowers & foliage

- Flowers from March to June.
- Male flower spikes are dark brown, the female, reddish, globular flowers mature into small woody seed cones.

### Preferred growing conditions

- Full or semi-sun.

## Small trees & large shrubs

Ideal screening or feature plants

Sweet Bursaria  
- *Bursaria spinosa*

Plum-leaf Pomaderris  
- *Pomaderris prunifolia*

Hazel Pomaderris  
- *Pomaderris aspera*

Golden Wattle  
- *Acacia pycnantha*

Cinnamon Wattle  
- *Acacia leprosa*

Lightwood  
- *Acacia implexa*

Prickly Moses  
- *Acacia verticillata*

Snow Daisy-bush  
- *Olearia lirata*

Black Sheoak  
- *Allocasuarina littoralis*

Bushy Needlewood  
- *Hakea decurrens*



## Bushy Needlewood

### *Hakea decurrens*

A prickly safe haven for birds, the bushy needlewood also offers interesting flowers and woody fruits.



## Small trees & large shrubs

Ideal screening or  
feature plants

Sweet Bursaria  
- *Bursaria spinosa*

Plum-leaf Pomaderris  
- *Pomaderris prunifolia*

Hazel Pomaderris  
- *Pomaderris aspera*

Golden Wattle  
- *Acacia pycnantha*

Cinnamon Wattle  
- *Acacia leprosa*

Lightwood  
- *Acacia implexa*

Prickly Moses  
- *Acacia verticillata*

Snow Daisy-bush  
- *Olearia lirata*

Black Sheoak  
- *Allocasuarina littoralis*

Bushy Needlewood  
- *Hakea decurrens*



### Size & habit

- 2 - 4m tall and 1 - 2m wide.

### Flowers & foliage

- Fine, dark green, needle-like leaves.
- Masses of white and fragrant flowers.
- Flowers from autumn to spring.

### Preferred growing conditions

- Adaptable to most conditions.



## Gold-dust Wattle



### *Acacia acinacea*

A hardy wattle excellent for the rockery or shrub border, especially planted in small groups for best effect. Looks great planted en masse.

### Small - medium shrubs

Attractive flowering shrubs

Gold-dust Wattle  
- *Acacia acinacea*

Myrtle Wattle  
- *Acacia myrtifolia*

Correa  
- *Correa reflexa*

Purple Loosestrife  
- *Lythrum salicaria*

Hop Goodenia  
- *Goodenia ovata*

Prickly Currant-bush  
- *Coprosma quadrifida*

Austral Indigo  
- *Indigofera australis*

Spreading Wattle  
- *Acacia genistifolia*

Dusty Miller  
- *Spyridium parvifolium*

Golden Tip  
- *Goodia lotifolia*

Golden Bush-pea  
- *Pultenaea gunnii*

Common Heath  
- *Epacris impressa*

Manuka  
- *Leptospermum scoparium*



### Size & habit

- A twiggy shrub that grows to 1½m tall.
- Gently arching branches.
- Also grows as a small, sprawling plant to ½m and 1m wide.
- Will benefit from a hard prune.

### Preferred growing conditions

- Grows well in shallow local soils, preferring a dryish position with full sun or part shade.

### Flowers & foliage

- Produces masses of showy, golden yellow flower balls from late winter to early summer.
- Small, stiff, light green leaves 10mm long and 5mm wide, which cluster along the branches.

## Myrtle Wattle

### *Acacia myrtifolia*

An easily grown ornamental shrub with attractive red-bronze stems and new foliage tips. It only lives for approximately 4 - 5 years. Best grown as a cluster of at least two plants.



### Small - medium shrubs

Attractive flowering shrubs

Gold-dust Wattle  
- *Acacia acinacea*

Myrtle Wattle  
- *Acacia myrtifolia*

Correa  
- *Correa reflexa*

Purple Loosestrife  
- *Lythrum salicaria*

Hop Goodenia  
- *Goodenia ovata*

Prickly Currant-bush  
- *Coprosma quadrifida*

Austral Indigo  
- *Indigofera australis*

Spreading Wattle  
- *Acacia genistifolia*

Dusty Miller  
- *Spyridium parvifolium*

Golden Tip  
- *Goodia lotifolia*

Golden Bush-pea  
- *Pultenaea gunnii*

Common Heath  
- *Epacris impressa*

Manuka  
- *Leptospermum scoparium*



### Size & habit

- 1½ - 2m tall and 1m wide.
- A lovely bushy shrub.

### Flowers & foliage

- A massed profusion of pale yellow flower balls cluster along the branches from mid-winter to spring.
- Stout, oval-shaped leaves, generally 1 - 2cm wide and 3 - 4cm long.

### Preferred growing conditions

- Sunny or partially shaded spot with good drainage.

## Correa



### *Correa reflexa* & *Correa glabra*

A wonderful addition to the winter garden, this plant can be pruned to form a low, attractive informal hedge or border plan. The pretty, pendulous, green flowers provide nectar for a variety of birds.

### Small - medium shrubs

Attractive flowering shrubs

Gold-dust Wattle  
- *Acacia acinacea*

Myrtle Wattle  
- *Acacia myrtifolia*

Correa  
- *Correa reflexa*

Purple Loosestrife  
- *Lythrum salicaria*

Hop Goodenia  
- *Goodenia ovata*

Prickly Currant-bush  
- *Coprosma quadrifida*

Austral Indigo  
- *Indigofera australis*

Spreading Wattle  
- *Acacia genistifolia*

Dusty Miller  
- *Spyridium parvifolium*

Golden Tip  
- *Goodia lotifolia*

Golden Bush-pea  
- *Pultenaea gunnii*

Common Heath  
- *Epacris impressa*

Manuka  
- *Leptospermum scoparium*



### Size & habit

- ½ - 1m tall and ½ - 1m wide.
- A rounded, bushy shrub.
- Prune plants lightly after flowering to encourage bushy growth.

### Preferred growing conditions

- Open, sunny or semi-shade position with well-drained soil.
- Consider using it in pots too for colour through the cooler months.

### Comments

Hybridisation between local *Correa* species and planted species from elsewhere in Australia is threatening the survival of the locals due to genetic pollution.

### Flowers & foliage

- Soft, green oval-shaped leaves 1 - 2cm wide and 2 - 4cm long.
- Flowers hang from the stems during autumn and winter.
- Local forms generally produce lime-green coloured flowers, others may display red flowers with yellow tips.
- *Correa glabra* has glossy leaves.
- *Correa reflexa* has softly hairy leaves and is generally a more compact form.

## Purple Loosestrife

### Small - medium shrubs

Attractive flowering shrubs

Gold-dust Wattle  
- *Acacia acinacea*

Myrtle Wattle  
- *Acacia myrtifolia*

Correa  
- *Correa reflexa*

Purple Loosestrife  
- *Lythrum salicaria*

Hop Goodenia  
- *Goodenia ovata*

Prickly Currant-bush  
- *Coprosma quadrifida*

Austral Indigo  
- *Indigofera australis*

Spreading Wattle  
- *Acacia genistifolia*

Dusty Miller  
- *Spyridium parvifolium*

Golden Tip  
- *Goodia lotifolia*

Golden Bush-pea  
- *Pultenaea gunnii*

Common Heath  
- *Epacris impressa*

Manuka  
- *Leptospermum scoparium*

### *Lythrum salicaria*

The prolific pink flowers of the Purple Loosestrife offer reliable and seasonal colour to the bog or water garden.



### Size & habit

- 1 - 2m tall and 1m wide.
- Plant dies back to rootstock over autumn and winter.

### Flowers & foliage

- Crowded spikes of pink flowers from November to March.
- Light green leaves to 75mm long.

### Preferred growing conditions

- Moist or submerged soils.
- Shallow water, preferring edge of pond planting.

### Comments

- Leaves offer autumn colour as plant dies back for the winter. The skeleton of yellow-brown sticks can be cut back or left depending on the garden style.



## Hop Goodenia

### *Goodenia ovata*

An easily propagated, versatile plant that is great for brightening shady garden settings.

### Small - medium shrubs

Attractive flowering shrubs

Gold-dust Wattle  
- *Acacia acinacea*

Myrtle Wattle  
- *Acacia myrtifolia*

Correa  
- *Correa reflexa*

Purple Loosestrife  
- *Lythrum salicaria*

Hop Goodenia  
- *Goodenia ovata*

Prickly Currant-bush  
- *Coprosma quadrifida*

Austral Indigo  
- *Indigofera australis*

Spreading Wattle  
- *Acacia genistifolia*

Dusty Miller  
- *Spyridium parvifolium*

Golden Tip  
- *Goodia lotifolia*

Golden Bush-pea  
- *Pultenaea gunnii*

Common Heath  
- *Epacris impressa*

Manuka  
- *Leptospermum scoparium*



### Size & habit

- 1 - 1½m tall and 1 - 1½m wide.
- A quick growing shrub.
- At its best when pruned generously to create a bushy screening shrub.

### Flowers & foliage

- Bright green, oval-shaped leaves, 5cm wide and 5 - 10cm long with finely toothed margins.
- Small, vibrant yellow blooms appear through most of the year, with peak flowering during spring and summer.


### Preferred growing conditions

- Moist, semi-shaded position.
- Will tolerate a range of conditions.

## Prickly Currant-bush

### *Coprosma quadrifida*

This upright shrub provides the shady and moist garden area with bright red berries for the birds and bush tucker foragers. Pruning encourages bushier growth.



## Small - medium shrubs

Attractive flowering shrubs

Gold-dust Wattle  
- *Acacia acinacea*

Myrtle Wattle  
- *Acacia myrtifolia*

Correa  
- *Correa reflexa*

Purple Loosestrife  
- *Lythrum salicaria*

Hop Goodenia  
- *Goodenia ovata*

Prickly Currant-bush  
- *Coprosma quadrifida*

Austral Indigo  
- *Indigofera australis*

Spreading Wattle  
- *Acacia genistifolia*

Dusty Miller  
- *Spyridium parvifolium*

Golden Tip  
- *Goodia lotifolia*

Golden Bush-pea  
- *Pultenaea gunnii*

Common Heath  
- *Epacris impressa*

Manuka  
- *Leptospermum scoparium*



### Size & habit

- 2 - 3m tall and 1 - 1½m wide.

### Flowers & foliage

- Inconspicuous green flowers from September to November.
- Edible red fruit in summer and autumn.
- Only the female plants bear fruit.

### Preferred growing conditions

- Part or full shade.
- Moist, well-drained soil.



## Austral Indigo

### *Indigofera australis*

The Austral Indigo is a member of the Pea family, and displays beautiful sprays of mauve and pink pea flowers.



### Size & habit

- 1 - 2m tall and 1m wide.
- Graceful, open shrub.
- Prune after flowering. A heavy pruning will help maintain a bushy, healthy form and increase flowering.

### Flowers & foliage

- Abundant mauve blooms in long sprays from September to November.
- Flowers may also be pink or white.
- Blue-green, feathery (compound) leaves with leaflets typically 15mm long and 7mm wide.

### Preferred growing conditions

- Superb specimen plant for a partly shaded, well-drained spot.
- Water regularly during dry periods.
- Will tolerate full sun.

## Small - medium shrubs

Attractive flowering shrubs

Gold-dust Wattle  
- *Acacia acinacea*

Myrtle Wattle  
- *Acacia myrtifolia*

Correa  
- *Correa reflexa*

Purple Loosestrife  
- *Lythrum salicaria*

Hop Goodenia  
- *Goodenia ovata*

Prickly Currant-bush  
- *Coprosma quadrifida*

Austral Indigo  
- *Indigofera australis*

Spreading Wattle  
- *Acacia genistifolia*

Dusty Miller  
- *Spyridium parvifolium*

Golden Tip  
- *Goodia lotifolia*

Golden Bush-pea  
- *Pultenaea gunnii*

Common Heath  
- *Epacris impressa*

Manuka  
- *Leptospermum scoparium*

## Spreading Wattle

### *Acacia genistifolia*

The spreading needle foliage adds a subtle, interesting, sharp texture to the garden. Planting in groups will ensure a striking flower display, and add to the protection for small birds.



### Small - medium shrubs

Attractive flowering shrubs

Gold-dust Wattle  
- *Acacia acinacea*

Myrtle Wattle  
- *Acacia myrtifolia*

Correa  
- *Correa reflexa*

Purple Loosestrife  
- *Lythrum salicaria*

Hop Goodenia  
- *Goodenia ovata*

Prickly Currant-bush  
- *Coprosma quadrifida*

Austral Indigo  
- *Indigofera australis*

Spreading Wattle  
- *Acacia genistifolia*

Dusty Miller  
- *Spyridium parvifolium*

Golden Tip  
- *Goodia lotifolia*

Golden Bush-pea  
- *Pultenaea gunnii*

Common Heath  
- *Epacris impressa*

Manuka  
- *Leptospermum scoparium*



### Size & habit

- 1 - 2m tall and 1m wide.
- Fast growing, twiggy shrub.

### Flowers & foliage

- Fragrant lemon or cream flower balls mainly in winter and early spring.
- Beautiful in seed.

### Preferred growing conditions

- Wet or dry soil.
- Full sun or part shade.



## Dusty Miller



### *Spyridium parvifolium*

An attractive screening or specimen plant for sheltered positions with white flowers and whitish new growth that brighten a garden in winter.

## Small - medium shrubs

Attractive flowering shrubs

Gold-dust Wattle  
- *Acacia acinacea*

Myrtle Wattle  
- *Acacia myrtifolia*

Correa  
- *Correa reflexa*

Purple Loosestrife  
- *Lythrum salicaria*

Hop Goodenia  
- *Goodenia ovata*

Prickly Currant-bush  
- *Coprosma quadrifida*

Austral Indigo  
- *Indigofera australis*

Spreading Wattle  
- *Acacia genistifolia*

Dusty Miller  
- *Spyridium parvifolium*

Golden Tip  
- *Goodia lotifolia*

Golden Bush-pea  
- *Pultenaea gunnii*

Common Heath  
- *Epacris impressa*

Manuka  
- *Leptospermum scoparium*

### Size & habit

- 1 - 2m tall.
- Rounded shrub, moderately open but can be made denser with pruning.

### Preferred growing conditions

- Semi shade.
- Tolerates dry conditions once established.

### Flowers & foliage

- Small, oval leaves create whitish clusters of new growth at branch tips and mature to dark green with dusty grey-white undersides and deep veins.
- Flowers in winter and spring.
- Clusters of dainty, creamy flowers, accentuated by white dusty bracts.

## Golden Tip

### *Goodia lotifolia*

Add a bright note to the garden with this showy shrub.



## Small - medium shrubs

Attractive flowering shrubs

Gold-dust Wattle  
- *Acacia acinacea*

Myrtle Wattle  
- *Acacia myrtifolia*

Correa  
- *Correa reflexa*

Purple Loosestrife  
- *Lythrum salicaria*

Hop Goodenia  
- *Goodenia ovata*

Prickly Currant-bush  
- *Coprosma quadrifida*

Austral Indigo  
- *Indigofera australis*

Spreading Wattle  
- *Acacia genistifolia*

Dusty Miller  
- *Spyridium parvifolium*

Golden Tip  
- *Goodia lotifolia*

Golden Bush-pea  
- *Pultenaea gunnii*

Common Heath  
- *Epacris impressa*

Manuka  
- *Leptospermum scoparium*



### Size & habit

- 1 - 3m tall and 1 - 2m wide.
- A fast growing shrub.
- Prune during or after flowering to maintain bushy, vigorous plants.

### Flowers & foliage

- Attractive blue-green, clover-like leaves composed of three leaflets 2cm long.
- In spring, masses of highly fragrant, bright yellow flowers create a profusion of colour.

### Preferred growing conditions

- Favours moister sites in nature but is very adaptable in cultivation.

### Note

Can be easily confused with the invasive environmental weed, Cape Broom (*Genista monspessulana*) and its relatives.



## Golden Bush-pea

### *Pultenaea gunnii*

A small shrub that is often overlooked in the garden until it flowers, offering a stunning show of yellow and orange pea flowers. Best grown in clusters of two or three.



### Small - medium shrubs

Attractive flowering shrubs

Gold-dust Wattle  
- *Acacia acinacea*

Myrtle Wattle  
- *Acacia myrtifolia*

Correa  
- *Correa reflexa*

Purple Loosestrife  
- *Lythrum salicaria*

Hop Goodenia  
- *Goodenia ovata*

Prickly Currant-bush  
- *Coprosma quadrifida*

Austral Indigo  
- *Indigofera australis*

Spreading Wattle  
- *Acacia genistifolia*

Dusty Miller  
- *Spyridium parvifolium*

Golden Tip  
- *Goodia lotifolia*

Golden Bush-pea  
- *Pultenaea gunnii*

Common Heath  
- *Epacris impressa*

Manuka  
- *Leptospermum scoparium*

### Size & habit

- 1m tall and  $\frac{3}{4}$  - 1m wide with open habit.
- Prune lightly after flowering to maintain compact plants.

### Flowers & foliage

- Dainty, oval, green leaves to 6mm long cluster along the stems and branches.
- Masses of vivid orange-yellow flowers with attractive red centres.
- Spring flowering.

### Preferred growing conditions

- Partly shaded positions with well-drained soil.

## Common Heath

### Small - medium shrubs

Attractive flowering shrubs

Gold-dust Wattle  
- *Acacia acinacea*

Myrtle Wattle  
- *Acacia myrtifolia*

Correa  
- *Correa reflexa*

Purple Loosestrife  
- *Lythrum salicaria*

Hop Goodenia  
- *Goodenia ovata*

Prickly Currant-bush  
- *Coprosma quadrifida*

Austral Indigo  
- *Indigofera australis*

Spreading Wattle  
- *Acacia genistifolia*

Dusty Miller  
- *Spyridium parvifolium*

Golden Tip  
- *Goodia lotifolia*

Golden Bush-pea  
- *Pultenaea gunnii*

Common Heath  
- *Epacris impressa*

Manuka  
- *Leptospermum scoparium*

### *Epacris impressa*

Victoria's floral emblem and a very pretty, small shrub displaying an abundance of dainty white or pink flowers.



### Size & habit

- A small, upright, wiry shrub to 1½m tall, branching near the base.

### Flowers & foliage

- An abundance of dainty, bell-shaped white or pink blooms crowded along branches from autumn to early spring.
- Narrow, sharply pointed leaves.

### Preferred growing conditions

- Partly shaded positions with well-drained soil.
- Will tolerate harsh, dry conditions once established.

## Manuka



### *Leptospermum scoparium*

The flowers of Manuka attract Butterflies and Jewel Beetles to their large white flowers in summer.



### Small - medium shrubs

Attractive flowering shrubs

Gold-dust Wattle  
- *Acacia acinacea*

Myrtle Wattle  
- *Acacia myrtifolia*

Correa  
- *Correa reflexa*

Purple Loosestrife  
- *Lythrum salicaria*

Hop Goodenia  
- *Goodenia ovata*

Prickly Currant-bush  
- *Coprosma quadrifida*

Austral Indigo  
- *Indigofera australis*

Spreading Wattle  
- *Acacia genistifolia*

Dusty Miller  
- *Spyridium parvifolium*

Golden Tip  
- *Goodia lotifolia*

Golden Bush-pea  
- *Pultenaea gunnii*

Common Heath  
- *Epacris impressa*

Manuka  
- *Leptospermum scoparium*

### Size & habit

- Variable shrub, commonly 2 - 3m tall.
- Slender, upright habit.

### Flowers & foliage

- Sharply pointed leaves.
- Spectacular sight in summer, covered in masses of showy white flowers.

### Preferred growing conditions

- Thrives in moist soils.
- Will even tolerate quite boggy conditions.

### Note:

A visually similar, but smaller species, Prickly Tea-tree (*Leptospermum continentale*) is also present in heathy parts of Manningham. The Prickly Tea-tree lives longer than Manuka and has a multi-stemmed habit.

## Running Postman

### *Kennedia prostrata*

Spectacular in decorative urns or hanging baskets where the flowers can cascade down the sides. Also lovely spilling over and softening garden edges and steps.



## Groundcovers & climbers

Spreading or matting groundcovers and climbing or trailing plants

Running Postman  
- *Kennedia prostrata*

Kidney-weed  
- *Dichondra repens*

Ivy-leaf Violet  
- *Viola hederacea*

Common Apple-berry  
- *Billardiera mutabilis*

Purple Coral-pea  
- *Hardenbergia violacea*

Matted Pratia  
- *Pratia pedunculata*

Wonga Vine  
- *Pandorea pandorana*



### Size & habit

- Groundcover with long, slender trailing stems.
- The growth will vary so plant with 30 - 40cm spacing if you are after a dense mat.

### Flowers & foliage

- Attractive grey-green, clover-like leaves with a softly crinkled texture.
- Bright red pea flowers with yellow centres, mainly in spring.

### Preferred growing conditions

- Sunny spot with well-drained soils for a superb, long lasting display.
- Tolerates dry conditions once established.

## Kidney-weed



### *Dichondra repens*

A vigorous groundcover that can be grown to suppress weeds or provide a great lawn alternative.



### Size & habit

- A matting groundcover that spreads quickly, covering large areas.
- Very easily divided and transplanted.

### Flowers & foliage

- Light to dark green, kidney-shaped foliage to approximately 2cm across.
- Inconspicuous creamy-green flowers in spring.

### Preferred growing conditions

- Prefers at least a little shade and some moisture.
- Plant between pavers to create a softening effect or as an alternative to lawn in shady garden settings.
- May spread widely in moist conditions.

## Groundcovers & climbers

Spreading or matting groundcovers and climbing or trailing plants

Running Postman  
- *Kennedia prostrata*

Kidney-weed  
- *Dichondra repens*

Ivy-leaf Violet  
- *Viola hederacea*

Common Apple-berry  
- *Billardiera mutabilis*

Purple Coral-pea  
- *Hardenbergia violacea*

Matted Pratia  
- *Pratia pedunculata*

Wonga Vine  
- *Pandorea pandorana*

## Ivy-leaf Violet

### *Viola hederacea*

An attractive plant for hanging baskets, rockeries and courtyards.



## Groundcovers & climbers

Spreading or matting groundcovers and climbing or trailing plants

Running Postman  
- *Kennedia prostrata*

Kidney-weed  
- *Dichondra repens*

Ivy-leaf Violet  
- *Viola hederacea*

Common Apple-berry  
- *Billardiera mutabilis*

Purple Coral-pea  
- *Hardenbergia violacea*

Matted Pratia  
- *Pratia pedunculata*

Wonga Vine  
- *Pandorea pandorana*



### Size & habit

- A showy groundcover with creeping stems.

### Flowers & foliage

- Masses of white violets with purple centres mainly in spring.
- Attractive, green, kidney-shaped foliage.

### Preferred growing conditions

- Moist, semi-shaded positions.
- Hanging baskets need to be kept moist.





## Common Apple-berry

### *Billardiera mutabilis*

Planted in a mixed garden bed to ramble amongst shrubs and groundcovers, the Common Apple-berry adds a delicate tangle of branches that attracts birds.



## Groundcovers & climbers

Spreading or matting groundcovers and climbing or trailing plants

Running Postman  
- *Kennedia prostrata*

Kidney-weed  
- *Dichondra repens*

Ivy-leaf Violet  
- *Viola hederacea*

Common Apple-berry  
- *Billardiera mutabilis*

Purple Coral-pea  
- *Hardenbergia violacea*

Matted Pratia  
- *Pratia pedunculata*

Wonga Vine  
- *Pandorea pandorana*

### Size & habit

- A light climber that gently winds its way along the stems and branches of other plants.

### Flowers & foliage

- Leaves to 2 - 4cm long with wavy margins and soft, hairy new growth.
- A profusion of narrow, yellow-green, tubular flowers hang from the branches from late winter to early summer, followed by light green to brownish, cylindrical fruit.

### Preferred growing conditions

- Well-drained position with reliable moisture.
- Will also tolerate drier conditions.

### Note

Formerly regarded as a variety of *Billardiera scandens*.

## Purple Coral-pea

### *Hardenbergia violacea*

The brilliant flowers of the Purple Coral-pea provide a beautiful display of colour climbing up a shrub or scrambling over a retaining wall.



## Groundcovers & climbers

Spreading or matting groundcovers and climbing or trailing plants

Running Postman  
- *Kennedia prostrata*

Kidney-weed  
- *Dichondra repens*


Ivy-leaf Violet  
- *Viola hederacea*

Common Apple-berry  
- *Billardiera mutabilis*

Purple Coral-pea  
- *Hardenbergia violacea*

Matted Pratia  
- *Pratia pedunculata*

Wonga Vine  
- *Pandorea pandorana*



### Size & habit

- Its natural form is a climber providing ground cover or scrambling up shrubs up to 2m above ground.
- Very attractive, quick growing.
- The growth will vary according to conditions.

### Flowers & foliage

- Rich, deep green, leathery leaves up to 10cm wide and 5cm long.
- Arching sprays of deep purple pea-flowers in late winter and spring.

### Preferred growing conditions

- Sunny or partly shaded position with well-drained soils for a long-lasting floral display.

### Comment

The cultivars of this plant are more vigorous than the gentle and subtle bush form, and present a significant risk to the wild populations through genetic pollution.



## Matted Pratia

### *Pratia pedunculata*

The Matted Pratia is a low, dense groundcover with masses of flowers ideally suited to moist sites.

## Groundcovers & climbers

Spreading or matting groundcovers and climbing or trailing plants

Running Postman  
- *Kennedia prostrata*

Kidney-weed  
- *Dichondra repens*

Ivy-leaf Violet  
- *Viola hederacea*

Common Apple-berry  
- *Billardiera mutabilis*

Purple Coral-pea  
- *Hardenbergia violacea*

Matted Pratia  
- *Pratia pedunculata*

Wonga Vine  
- *Pandorea pandorana*



### Size & habit

- Low and spreading habit to 5mm high, which can fill up large areas quickly if given the right conditions.

### Flowers & foliage

- Masses of white or blue starry flowers from late spring to summer.
- Tiny, oval, green leaves to 8mm long, with long, toothed margins.

### Preferred growing conditions

- Thrives in moist sunny areas, such as the edge of a pond.
- Will die back in dry conditions and regrow with moisture.

## Wonga Vine

### *Pandorea pandorana*

A showy climber for covering fences, trellises and pergolas. This rampant climber will require a solid structure or large tree to climb up.



## Groundcovers & climbers

Spreading or matting groundcovers and climbing or trailing plants

Running Postman  
- *Kennedia prostrata*

Kidney-weed  
- *Dichondra repens*

Ivy-leaf Violet  
- *Viola hederacea*

Common Apple-berry  
- *Billardiera mutabilis*

Purple Coral-pea  
- *Hardenbergia violacea*

Matted Pratia  
- *Pratia pedunculata*

Wonga Vine  
- *Pandorea pandorana*



### Size & habit

- A vigorous and bushy climber.

### Flowers & foliage

- Glossy green foliage.
- White trumpet flowers with burgundy throats.
- Flowers in spring and summer.

### Preferred growing conditions

- Partly shaded areas with well-drained soils and regular water.
- Manningham sits at the edge of its natural habitat, which is tall, wet forests and rainforests.

## Kangaroo Grass



### *Themeda triandra*

Great feature tussock in the garden, with unique colour and flowers arranged among leafy bracts.



### Size & habit

- Approximately ½m tall and ½m wide.
- Flowering stems to 1m tall, but commonly ½m.
- An attractive tussock-forming grass.

### Flowers & foliage

- Lovely coppery or rust-coloured flower heads on gently arching stems.
- Soft blade foliage 30 - 40cm long and 2 - 4mm wide, varying in colour from blue-green to reddish brown.

### Preferred growing conditions

- Performs best in well-drained soils with reliable moisture.
- Adaptable to a range of growing conditions.

## Grasses & wildflowers

Plant en masse

Kangaroo Grass  
- *Themeda triandra*

Veined Spear-grass  
- *Austrostipa rudis*

Common Tussock-grass  
- *Poa labillardierei*

Wallaby-grass  
- *Austrodanthonia*  
species

Weeping Grass  
- *Microlaena stipoides*

Chocolate-lily  
- *Arthropodium strictum*

Bulbine Lily  
- *Bulbine bulbosa*

Flax-lilies  
- *Dianella* species

Pink-bells  
- *Tetralochea ciliata*

Spiny-headed Mat-rush  
- *Lomandra longifolia*

Grass Trigger-plant  
- *Stylidium armeria*

Button Everlasting  
- *Helichrysum*  
*scorpioides*

Sticky Everlasting  
- *Xerochrysum viscosum*

## Veined Spear-grass

### *Austrostipa rudis* (formerly *Stipa rudis*)

A spectacular sight when planted en masse in sunny settings, and with a breeze rustling the tall flowering stems.



## Grasses & wildflowers

Plant en masse

Kangaroo Grass  
- *Themeda triandra*

Veined Spear-grass  
- *Austrostipa rudis*

Common Tussock-grass  
- *Poa labillardierei*

Wallaby-grass  
- *Austrodanthonia*  
species

Weeping Grass  
- *Microlaena stipoides*

Chocolate-lily  
- *Arthropodium strictum*

Bulbine Lily  
- *Bulbine bulbosa*

Flax-lilies  
- *Dianella* species

Pink-bells  
- *Tetrateuca ciliata*

Spiny-headed Mat-rush  
- *Lomandra longifolia*

Grass Trigger-plant  
- *Stylidium armeria*

Button Everlasting  
- *Helichrysum*  
*scorpioides*

Sticky Everlasting  
- *Xerochrysum viscosum*



### Size & habit

- An elegant grass, forming small tufts or tussocks with stems 1 - 1½m tall.

### Flowers & foliage

- Narrow, flat to loosely in-rolled leaves to 40cm long.
- The flower heads bear many long, weeping, russet coloured, spear-like seeds, creating a plume-like effect.

### Preferred growing conditions

- Grows best in an open position.

## Common Tussock-grass



### *Poa labillardierei*

Ornamental tussock-forming grass for garden beds and rockeries that is a dramatic sight planted in massed grasses of varying height and texture.



## Grasses & wildflowers

Plant en masse

Kangaroo Grass  
- *Themeda triandra*

Veined Spear-grass  
- *Austrostipa rudis*

Common Tussock-grass  
- *Poa labillardierei*

Wallaby-grass  
- *Austrodanthonia*  
species

Weeping Grass  
- *Microlaena stipoides*

Chocolate-lily  
- *Arthropodium strictum*

Bulbine Lily  
- *Bulbine bulbosa*

Flax-lilies  
- *Dianella* species

Pink-bells  
- *Tetralochea ciliata*

Spiny-headed Mat-rush  
- *Lomandra longifolia*

Grass Trigger-plant  
- *Stylidium armeria*

Button Everlasting  
- *Helichrysum*  
*scorpioides*

Sticky Everlasting  
- *Xerochrysum viscosum*

### Size & habit

- A vigorous tussock-grass that forms large clumps up to 70cm tall and 75cm wide.

### Flowers & foliage

- Fine, raspy, dull green leaves 70cm long.
- Produces many flowering stems to 1m tall with open, conical flower heads.

### Preferred growing conditions

- An adaptable grass that thrives with reliable moisture.
- Perfect for a sunny to partly shaded spot in the garden.

### Note:

For dry garden areas try the smaller growing Grey Tussock-grass (*Poa sieberiana*) or you may prefer the larger Purple Sheath Tussock (*Poa ensiformis*).

## Grasses & wildflowers

Plant en masse

Kangaroo Grass  
- *Themeda triandra*

Veined Spear-grass  
- *Austrostipa rudis*

Common Tussock-grass  
- *Poa labillardierei*

Wallaby-grass  
- *Austrodanthonia*  
species

Weeping Grass  
- *Microlaena stipoides*

Chocolate-lily  
- *Arthropodium strictum*

Bulbine Lily  
- *Bulbine bulbosa*

Flax-lilies  
- *Dianella* species

Pink-bells  
- *Tetratheca ciliata*

Spiny-headed Mat-rush  
- *Lomandra longifolia*

Grass Trigger-plant  
- *Stylidium armeria*

Button Everlasting  
- *Helichrysum scorioides*

Sticky Everlasting  
- *Xerochrysum viscosum*

## Wallaby-grasses

### *Austrodanthonia* species

There are thirteen local species of Wallaby-grass, in a range of appearances and suited to a range of growing conditions.



### Size & habit

- Forms small to medium-sized, coarse to fine tufts.
- Kneed Wallaby-grass (*Austrodanthonia geniculata*) and Stiped Wallaby-grass (*Austrodanthonia racemosa*) form fine lawns for areas with light to moderate wear.
- Copper-awned Wallaby-grass (*Austrodanthonia fulva*) forms larger, coarse tussocks better suited to growing as individual specimens.

### Flowers & foliage

- Distinctive hairy seeds forming short, fluffy flower-heads on stems 2cm - 1m tall.

- Most species display fine, short foliage, which forms sparse or dense tufts. Others have flat leaves 2 - 4mm wide, forming small tussocks.
- Provides textural interest and colour.

### Preferred growing conditions

- Most grow well in dry, sunny garden settings.
- Growing conditions can vary with the species.

### Comment

They provide a delightful addition to the garden that will stay green over summer without high water demands and many species will tolerate regular mowing and trampling.





## Weeping Grass

### *Microlaena stipoides*

A splendid native lawn in moist, shady positions that can be mown regularly or left to produce delightful weeping flower heads.



## Grasses & wildflowers

Plant en masse

Kangaroo Grass  
- *Themeda triandra*

Veined Spear-grass  
- *Austrostipa rudis*

Common Tussock-grass  
- *Poa labillardierei*

Wallaby-grass  
- *Austrodanthonia*  
species

Weeping Grass  
- *Microlaena stipoides*

Chocolate-lily  
- *Arthropodium strictum*

Bulbine Lily  
- *Bulbine bulbosa*

Flax-lilies  
- *Dianella* species

Pink-bells  
- *Tetralochea ciliata*

Spiny-headed Mat-rush  
- *Lomandra longifolia*

Grass Trigger-plant  
- *Stylidium armeria*

Button Everlasting  
- *Helichrysum*  
*scorpioides*

Sticky Everlasting  
- *Xerochrysum viscosum*

### Size & habit

- Foliage grows typically 10cm tall from short underground runners.
- Stems are typically 50cm long and arching.
- Lovely weeping perennial grass.

### Flowers & foliage

- Soft, emerald green leaves, flat and 2 - 4mm wide if unmown or very fine if regularly mown.
- Narrow arching or weeping flowers heads.

### Preferred growing conditions

- Grows best with some shade and reliable moisture.
- Will tolerate drier conditions and full sun.

## Chocolate Lily

### *Arthropodium strictum*

An outstanding wildflower, at its best planted in drifts, combined with architectural plants, such as Kangaroo Grass, or massed with the yellow flowering Bulbine Lily.



## Grasses & wildflowers

Plant en masse

Kangaroo Grass  
- *Themeda triandra*

Veined Spear-grass  
- *Austrostipa rudis*

Common Tussock-grass  
- *Poa labillardierei*

Wallaby-grass  
- *Austrodanthonia*  
species

Weeping Grass  
- *Microlaena stipoides*

Chocolate-lily  
- *Arthropodium strictum*

Bulbine Lily  
- *Bulbine bulbosa*

Flax-lilies  
- *Dianella* species

Pink-bells  
- *Tetratea ciliata*

Spiny-headed Mat-rush  
- *Lomandra longifolia*

Grass Trigger-plant  
- *Stylidium armeria*

Button Everlasting  
- *Helichrysum*  
*scorpioides*

Sticky Everlasting  
- *Xerochrysum viscosum*



### Size & habit

- A low rosette of grassy leaves, typically 30 - 40cm in diameter, dying back to tubers in summer and autumn. Over spring and early summer, flowers are borne on branching stems up to 1m tall.

### Preferred growing conditions

- Well-drained soils.
- Plants will retreat to underground tubers during dormant periods.
- Try growing in decorative pots or containers.

### Flowers & foliage

- Delightful violet-purple, chocolate-vanilla scented flowers in spring.
- Soft green leaves 20 - 30cm long in a sparse tuft.

## Bulbine Lily



### *Bulbine bulbosa*

An attractive, long-flowering wildflower for rockeries and cottage gardens that spreads by seed to form showy clumps. It is lovely planted in drifts, pots or containers.

## Grasses & wildflowers

Plant en masse

Kangaroo Grass  
- *Themeda triandra*

Veined Spear-grass  
- *Austrostipa rudis*

Common Tussock-grass  
- *Poa labillardierei*

Wallaby-grass  
- *Austrodanthonia*  
species

Weeping Grass  
- *Microlaena stipoides*

Chocolate-lily  
- *Arthropodium strictum*

Bulbine Lily  
- *Bulbine bulbosa*

Flax-lilies  
- *Dianella* species

Pink-bells  
- *Tetratea ciliata*

Spiny-headed Mat-rush  
- *Lomandra longifolia*

Grass Trigger-plant  
- *Stylidium armeria*

Button Everlasting  
- *Helichrysum*  
*scorpioides*

Sticky Everlasting  
- *Xerochrysum viscosum*



### Size & habit

- Small to medium, slender tussocks typically 25cm tall and 30cm wide, dying back to tubers in mid-summer and autumn.
- Flower stems are typically 50 - 60cm tall.

### Preferred growing conditions

- An adaptable plant that grows best in semi-shade or sunny spots with regular moisture.
- Plants will retreat to underground tubers during dormant periods.


### Flowers & foliage

- Fleshy, tubular green leaves, typically 3 - 4mm thick.
- Masses of showy, bright yellow, star-shaped flowers in spring and summer on erect, slender spikes.

## Flax-lilies

### *Dianella* species

Attractive, long-lived plants that are easy to maintain and very showy planted en masse.



## Grasses & wildflowers

Plant en masse

Kangaroo Grass  
- *Themeda triandra*

Veined Spear-grass  
- *Austrostipa rudis*

Common Tussock-grass  
- *Poa labillardierei*

Wallaby-grass  
- *Austrodanthonia*  
species

Weeping Grass  
- *Microlaena stipoides*

Chocolate-lily  
- *Arthropodium strictum*

Bulbine Lily  
- *Bulbine bulbosa*

Flax-lilies  
- *Dianella* species

Pink-bells  
- *Tetrateuca ciliata*

Spiny-headed Mat-rush  
- *Lomandra longifolia*

Grass Trigger-plant  
- *Stylidium armeria*

Button Everlasting  
- *Helichrysum*  
*scorpioides*

Sticky Everlasting  
- *Xerochrysum viscosum*



### Size & habit

- Black Anther Flax-lily (*Dianella admixta*) forms a spreading clump of grassy leaves, typically 1m wide and 30cm tall with extensive underground runners and stems to 60cm tall.
- Smooth Flax-lily (*Dianella longifolia*) forms a compact, upright tuft to approximately ½m across with flower stems approximately 1m tall.
- Tasman Flax-lily (*Dianella tasmanica*) has long, vigorous runners and its coarse, strappy leaves can form dense patches to several metres across and 1½m deep, with stems over 1m tall.

### Flowers & foliage

- Shiny blue-green to green, strap-like leaves.

- Dainty, blue-mauve, star-shaped flowers with yellow centres in late spring or summer, followed by shining, dark blue to deep purple berries.

### Preferred growing conditions

- Varieties are available to suit most conditions in the garden.
- Can be grown very successfully around the base of trees.
- For difficult dry spots, the Black Anther Flax-lily is superb and forms slow spreading tussocks.
- For moist, shady sites try Tasman Flax-lily.
- The Smooth Flax-lily (pictured) suits most soils and flowers later.

## Pink-bells



### *Tetraloche ciliata*

This delicate, brightly flowering wildflower is a colourful feature plant ideal for rockeries, pots and containers. Plant it in the garden in large or small clusters for a vibrant effect.

## Grasses & wildflowers

Plant en masse

Kangaroo Grass  
- *Themeda triandra*

Veined Spear-grass  
- *Austrostipa rudis*

Common Tussock-grass  
- *Poa labillardierei*

Wallaby-grass  
- *Austrodanthonia*  
species

Weeping Grass  
- *Microlaena stipoides*

Chocolate-lily  
- *Arthropodium strictum*

Bulbine Lily  
- *Bulbine bulbosa*

Flax-lilies  
- *Dianella* species

Pink-bells  
- *Tetraloche ciliata*

Spiny-headed Mat-rush  
- *Lomandra longifolia*

Grass Trigger-plant  
- *Stylidium armeria*

Button Everlasting  
- *Helichrysum*  
*scorpioides*

Sticky Everlasting  
- *Xerochrysum viscosum*



### Size & habit

- A glamorous, rounded shrub or herb up to 50cm tall.

### Flowers & foliage

- Stunning masses of dainty, four-petaled, pink to mauve coloured flowers, from late winter through to early summer.
- Small oval-shaped green leaves in threes or fours.

### Preferred growing conditions

- An adaptable small shrub that performs well in a wide range of conditions, provided soils are well drained.

## Grasses & wildflowers

Plant en masse

Kangaroo Grass  
- *Themeda triandra*

Veined Spear-grass  
- *Austrostipa rudis*

Common Tussock-grass  
- *Poa labillardierei*

Wallaby-grass  
- *Austrodanthonia*  
species

Weeping Grass  
- *Microlaena stipoides*

Chocolate-lily  
- *Arthropodium strictum*

Bulbine Lily  
- *Bulbine bulbosa*

Flax-lilies  
- *Dianella* species

Pink-bells  
- *Tetratheca ciliata*

Spiny-headed Mat-rush  
- *Lomandra longifolia*

Grass Trigger-plant  
- *Stylidium armeria*

Button Everlasting  
- *Helichrysum*  
*scorpioides*

Sticky Everlasting  
- *Xerochrysum viscosum*

## Spiny-headed Mat-rush

### *Lomandra longifolia*

An important butterfly food plant and a lovely tussock for difficult spots, rockeries and embankments.



### Size & habit


- Hardy, robust tussock up to 1m tall and 1m wide.

### Flowers & foliage

- Many clusters of small, yellow flowers from spring to mid-summer, surrounded by 3 - 4 spiky brown floral 'leaves'.
- Green, shiny, strap-like foliage to 1cm wide and 1m long, that will mostly maintain its green colour during dry periods.

### Preferred growing conditions

- Prefers well-drained soils.
- Will tolerate dry positions.



## Grass Trigger-plant

### *Stylidium armeria*

A showy wildflower with brightly coloured blooms, best planted in tight groups or as a pot feature. Sometimes hard to establish after planting out.

## Grasses & wildflowers

Plant en masse



Kangaroo Grass  
- *Themeda triandra*

Veined Spear-grass  
- *Austrostipa rudis*

Common Tussock-grass  
- *Poa labillardierei*

Wallaby-grass  
- *Austrodanthonia*  
species

Weeping Grass  
- *Microlaena stipoides*

Chocolate-lily  
- *Arthropodium strictum*

Bulbine Lily  
- *Bulbine bulbosa*

Flax-lilies  
- *Dianella* species

Pink-bells  
- *Tetrateuca ciliata*

Spiny-headed Mat-rush  
- *Lomandra longifolia*

Grass Trigger-plant  
- *Stylidium armeria*

Button Everlasting  
- *Helichrysum*  
*scorpioides*

Sticky Everlasting  
- *Xerochrysum viscosum*

### Size & habit

- A beautiful, tufted plant with grass-like leaves to 25cm and flowering spikes up to 1m tall.

### Flowers & foliage

- Attractive, delicate white to deep pink blooms in a slender spike.
- Each small flower has a tiny trigger-like 'arm' that firmly hits insects on the back with pollen when they land on the flowers.

### Preferred growing conditions

- An open, sunny position with adequate moisture.
- Will tolerate drier conditions once established.

## Button Everlasting

### *Helichrysum scorpioides*

An attractive rockery or bush garden plant that attracts butterflies and is also an attractive potted plant for the balcony or veranda.



## Grasses & wildflowers

Plant en masse

Kangaroo Grass  
- *Themeda triandra*

Veined Spear-grass  
- *Austrostipa rudis*

Common Tussock-grass  
- *Poa labillardierei*

Wallaby-grass  
- *Austrodanthonia*  
species

Weeping Grass  
- *Microlaena stipoides*

Chocolate-lily  
- *Arthropodium strictum*

Bulbine Lily  
- *Bulbine bulbosa*

Flax-lilies  
- *Dianella* species

Pink-bells  
- *Tetratea ciliata*

Spiny-headed Mat-rush  
- *Lomandra longifolia*

Grass Trigger-plant  
- *Stylidium armeria*

Button Everlasting  
- *Helichrysum*  
*scorpioides*

Sticky Everlasting  
- *Xerochrysum viscosum*



### Size & habit

- Underground runners create low, sprawling patches, typically 40cm across, with flower stems reaching 30cm tall.
- Perennial herb, dying back in the late summer.

### Preferred growing conditions

- Full or semi-sun in well drained soils.

### Flowers & foliage

- Leaves are roughly oblong, fleshy and velvety, typically 5cm long.
- Produces a single yellow flower held high on the upright stems, from September to December.
- The flowers are 2 - 3cm across and dry well if picked young.



## Sticky Everlasting



### *Xerochrysum viscosum*

A lovely, sprawling herb with long lasting flowers that look fantastic in dried floral arrangements.

## Grasses & wildflowers

Plant en masse

Kangaroo Grass  
- *Themeda triandra*

Veined Spear-grass  
- *Austrostipa rudis*

Common Tussock-grass  
- *Poa labillardierei*

Wallaby-grass  
- *Austrodanthonia*  
species

Weeping Grass  
- *Microlaena stipoides*

Chocolate-lily  
- *Arthropodium strictum*

Bulbine Lily  
- *Bulbine bulbosa*

Flax-lilies  
- *Dianella* species

Pink-bells  
- *Tetralochea ciliata*

Spiny-headed Mat-rush  
- *Lomandra longifolia*

Grass Trigger-plant  
- *Stylidium armeria*

Button Everlasting  
- *Helichrysum*  
*scorpioides*

Sticky Everlasting  
- *Xerochrysum viscosum*



### Size & habit

- 50cm tall and 75cm wide.

### Flowers & foliage

- Stunning, golden-yellow flower heads at the end of branching stems, over a long season from late winter to early autumn.
- Glossy, sticky, slightly weeping, narrow green leaves. Prune lightly to encourage bushy plants.

### Preferred growing conditions

- Well-drained soils.

### Note:

The Clustered Everlasting (*Chrysocephalum semipapposum*), is another attractive local daisy, with grey-green foliage and spreading habit, suitable for moist or dry sites.

## 50 more indigenous species

Moisture			Position	
A	Aquatic	Growing in water	S	Full shade most/all of the time
W	Wet	Waterlogged/damp soils all year	SS	Semi-shaded, dappled light
M	Moist	Moisture available most/all year	F	Full sun most or all of the time
D	Dry	Dry and well drained soils		

Common Name	Botanical Name	Moist.	Pos.	Description
-------------	----------------	--------	------	-------------

### AQUATIC PLANTS

Common Nardoo	<i>Marsilea drummondii</i>	A	F/SS	Fern with 'four-leaf clover' fronds
Ribbon-weed	<i>Vallisneria americana</i>	A	F/SS	Submerged long strappy leaves
Running Marsh Flower	<i>Villarsia reniformis</i>	A	F/SS	Bright yellow stars on tall stems
Swamp Lily	<i>Ottelia ovalifolia</i>	A	F/SS	White Lotus like floating flowers

### CLIMBERS & TWINERS

Mountain Clematis	<i>Clematis aristata</i>	M W	SS/S	Eye catching masses of white stars
Pink Bindweed	<i>Convolvulus erubescens</i>	D M	F	Showy flowers, delicate trailer/climber

### FERNS

Common Maidenhair	<i>Adiantum aethiopicum</i>	W M D	S/SS	Good potted plant for shady spot
Mother Shield-fern	<i>Polystichum proliferum</i>	M W	S/SS	Tiny young ferns on the tips of the fronds

GRASSES & GRASS-LIKE PLANTS					
Long-hair Plume-grass	<i>Dichelachne crinita</i>	D	F/SS	Decorative plumed flower heads on stems up to 1m	
Rushes	<i>Juncus</i> spp.	W	F/SS	Rushes are excellent edge plants for wetlands	
Short-stem Sedge	<i>Carex breviculmis</i>	D M	S/SS	Small densely tufted sedge	
Silvertop Wallaby-grass	<i>Joycea pallida</i>	M	SS	Tall, elegant, flowering stems	
Small Grass-tree	<i>Xanthorrhoea minor</i> ssp. <i>lutea</i>	D	F	Grassy clump with densely clustered scented yellow flowers	
Soft Tussock-grass	<i>Poa morrisii</i>	M	SS	Soft, grey foliage in small tussocks	
Tall Sedge	<i>Carex appressa</i>	W	F/SS	Flower spikes on long, erect stems	
Tassel Sedge	<i>Carex fascicularis</i>	W	F/SS	Graceful flowers hang like 'tassels'	

GROUNDCOVERS/LOW SPREADING HABIT					
Angled Lobelia	<i>Lobelia anceps</i>	M	F/SS	Blue/purple flowers on creeping foliage, good for boggy areas	
Austral Crane's-bill	<i>Geranium solanderi</i>	D M	F/SS	Dainty light pink flower displays	
Austral Stork's-bill	<i>Pelargonium australe</i>	D M	SS	Pink-white petals with purple veins	
Bidgee-widgee	<i>Acaena novae-zelandiae</i>	W D	F/SS	A useful soil binding plant	
Hairy Pennywort	<i>Hydrocotyle laxiflora</i>	M	SS	Yellow flowers, rounded leaves, good in hanging baskets	
Nodding Saltbush	<i>Einadia nutans</i> ssp. <i>nutans</i>	D	F	Grey foliage, red berries	
Spur Velleia	<i>Velleia paradoxa</i>	D M	F/SS	Unusually shaped pretty yellow flowers	
Swamp Pennywort	<i>Centella cordifolia</i>	M W	SS/S	Tiny white-pink flowers	

**Common Name      Botanical Name      Moist.   Pos.   Description**

**LILIES, WILDFLOWERS & SMALL SHRUBS**

Blue Pincushion	<i>Brunonia australis</i>	D M	SS	Striking, bright-blue domed flowers
Bluebells	<i>Walenbergia</i> spp.	M D	SS/F	Delicate herb with purple flowers, self seeds well
Common Billy-buttons	<i>Craspedia variabilis</i>	M W	F/SS	Showy, brilliant yellow flower domes
Common Raspwort	<i>Gonocarpus tetragynus</i>	M D	F	Low bushy herb with tiny pink/red flowers
Forest Germander	<i>Teucrium corymbosum</i>	M	F	Erect perennial herb to 1m, small spikes of white flowers
Sheep's Burr	<i>Acaena echinata</i>	M	F/SS	Ferny, dark green foliage
Wiry Buttons	<i>Leptorhynchos tenuifolius</i>	D M	SS	Small yellow daisies on wiry stems

**SMALL - MEDIUM SHRUBS APPROX 1 - 3M**

Common Cassinia	<i>Cassinia aculeata</i>	D	F/SS	Pink buds and cream flower clusters
Drooping Cassinia	<i>Cassinia arcuata</i>	D	F/SS	Drooping, light brown flower species
Grey Everlasting	<i>Ozothamnus obcordatus</i>	D	F/SS	Crowded clusters of tiny yellow tubes
Grey Parrot-pea	<i>Dillwynia cinerascens</i>	D	SS/F	Decorative slender plant, bright orange flowers
Heath Wattle	<i>Acacia brownei</i>	M	F/SS	Low spreading, profuse flowers
Hedge Wattle	<i>Acacia paradoxa</i>	D M	F/SS	Dense, prickly, ideal bird habitat
Hop Wattle	<i>Acacia stricta</i>	D	F/SS	Pale yellow balls of flower
Large Kangaroo Apple	<i>Solanum laciniatum</i>	D M	F/SS	Bluish/purple flowers with orange fruits when ripe
Shiny Cassinia	<i>Cassinia longifolia</i>	M	SS	Large creamy-white flower clusters
Silky Daisy-bush	<i>Olearia myrsinoides</i>	D M	SS	Daisy-like, white with yellow centres

### MEDIUM SHRUBS 3 - 5M

Burgan	<i>Kunzea ericoides</i>	D	F/SS	Attractive massed white flower display
Hemp Bush	<i>Gynatrix pulchella</i>	M W	SS/S	Scented clusters of creamy flowers
River Bottlebrush	<i>Callistemon sieberi</i>	M	SS	Cream to pink bottlebrush flowers
Swamp Paperbark	<i>Melaleuca ericifolia</i>	W	F/SS	Creamy bottlebrush spikes
Tree Everlasting	<i>Ozothamnus ferrugineus</i>	M	S SS	Broad clusters of white flowers, can be dried
Victorian Christmas-bush	<i>Prostanthera lasianthos</i>	M	S SS	Great summer flowering, fragrant mint leaves

### TREES 5M PLUS

Bundy, Long-leaved Box	<i>Eucalyptus goniocalyx</i>	D	F/SS	Small cream flowers
Messmate	<i>Eucalyptus obliqua</i>	M	SS/F	South facing aspects in Manningham
Silver Wattle	<i>Acacia dealbata</i>	M D	SS/F	Wattle with silver foliage

## Environmental weeds

Weeds are a serious threat to precious bushland and parkland. Environmental weeds often seem attractive or innocuous, and may be mistaken as common garden plants. They can be native or exotic – any plant that grows and establishes outside of its natural environment may become an environmental weed.

These plants out-compete and displace desirable local native plants, ruining bushland areas that provide important habitat for native birds, insects and mammals.

Some ornamental plants are serious environmental weeds in the Manningham region. Avoid planting these species, and think about removing and replacing them with one of the indigenous plants listed in this book.

For more information on weeds and how to control them, contact Council for a copy of the Weed Identification booklet.



## Plant index by common name

Angled Lobelia	<i>Lobelia anceps</i>	73	Long-hair Plume-grass	<i>Dichelachne crinita</i>	73
Austral Crane's-bill	<i>Geranium solanderi</i>	73	Manuka	<i>Leptospermum scoparium</i>	51
Austral Indigo	<i>Indigofera australis</i>	45	Matted Pratia	<i>Pratia pedunculata</i>	57
Austral Stork's-bill	<i>Pelargonium australe</i>	73	Messmate	<i>Eucalyptus obliqua</i>	75
Bidgee-widgee	<i>Acaena novae-zelandiae</i>	73	Mother Shield-fern	<i>Polystichum proliferum</i>	72
Black Sheoak	<i>Allocasuarina littoralis</i>	37	Mountain Clematis	<i>Clematis aristata</i>	72
Black Wattle	<i>Acacia mearnsii</i>	24	Myrtle Wattle	<i>Acacia myrtifolia</i>	40
Blackwood	<i>Acacia melanoxylon</i>	28	Narrow-leaved Peppermint	<i>Eucalyptus radiata</i>	22
Blue Pincushion	<i>Brunonia australis</i>	74	Nodding Saltbush	<i>Einadia nutans ssp. nutans</i>	73
Bluebells	<i>Walenbergia species</i>	74	Pink Bindweed	<i>Convolvulus erubescens</i>	72
Bulbine Lily	<i>Bulbine bulbosa</i>	65	Pink-bells	<i>Tetradlea ciliata</i>	67
Bundy, Long-leaved Box	<i>Eucalyptus goniocalyx</i>	75	Plum-leaf Pomaderris	<i>Pomaderris prunifolia</i>	30
Burgan	<i>Kunzea ericoides</i>	75	Prickly Currant-bush	<i>Coprosma quadrifida</i>	44
Bushy Needlewood	<i>Hakea decurrens</i>	38	Prickly Moses	<i>Acacia verticillata</i>	35
Button Everlasting	<i>Helichrysum scorioides</i>	70	Purple Coral-pea	<i>Hardenbergia violacea</i>	56
Candlebark	<i>Eucalyptus rubida</i>	27	Purple Loosestrife	<i>Lythrum salicaria</i>	42
Chocolate-lily	<i>Arthropodium strictum</i>	64	Red Box	<i>Eucalyptus polyanthemus</i>	25
Cinnamon Wattle	<i>Acacia leprosa</i>	33	Red Stringybark	<i>Eucalyptus macrorhyncha</i>	23
Common Apple-berry	<i>Billardiera mutabilis</i>	55	Ribbon-weed	<i>Vallisneria americana</i>	72
Common Billy-buttons	<i>Craspedia variabilis</i>	74	River Bottlebrush	<i>Callistemon sieberi</i>	75
Common Cassinia	<i>Cassinia aculeata</i>	74	Running Marsh Flower	<i>Villarsia prostrata</i>	72
Common Heath	<i>Epacris impressa</i>	50	Running Postman	<i>Kennedia prostrata</i>	52
Common Maidenhair	<i>Adiantum aethiopicum</i>	72	Rushes	<i>Juncus spp.</i>	73
Common Nardoo	<i>Marsilea drummondii</i>	72	Sheep's Burr	<i>Acaena echinata</i>	74
Common Raspwort	<i>Gonocarpus tetragynus</i>	74	Shiny Cassinia	<i>Cassinia longifolia</i>	74
Common Tussock-grass	<i>Poa labillardierei</i>	61	Short-stem Sedge	<i>Carex breviculmis</i>	73
Correa	<i>Correa species</i>	41	Silky Daisy-bush	<i>Olearia myrsinoides</i>	74
Drooping Cassinia	<i>Cassinia arcuata</i>	74	Silver Wattle	<i>Acacia dealbata</i>	75
Dusty Miller	<i>Spyridium parvifolium</i>	47	Silvertop Wallaby-grass	<i>Joycea pallida</i>	73
Flax-lilies	<i>Dianella species</i>	66	Small Grass-tree	<i>Xanthorrhoea minor ssp. lutea</i>	73
Forest Germander	<i>Teucrium corymbosum</i>	74	Snow Daisy-bush	<i>Olearia lirata</i>	36
Gold-dust Wattle	<i>Acacia acinacea</i>	39	Soft Tussock-grass	<i>Poa morrisii</i>	73
Golden Bush-pea	<i>Pultenaea gunnii</i>	49	Spiny-headed Mat-Rush	<i>Lomandra longifolia</i>	68
Golden Tip	<i>Goodia lotifolia</i>	48	Spreading Wattle	<i>Acacia genistifolia</i>	46
Golden Wattle	<i>Acacia pycnantha</i>	32	Spur Velleia	<i>Velleia paradoxa</i>	73
Grass Trigger-plant	<i>Stylidium armeria</i>	69	Sticky Everlasting	<i>Xerochrysum viscosum</i>	71
Grey Everlasting	<i>Ozothamnus orbordatus</i>	74	Swamp Lily	<i>Ottelia ovalifolia</i>	72
Grey Parrot-pea	<i>Dillwynia cinerascens</i>	74	Swamp Paperbark	<i>Melaleuca ericifolia</i>	75
Hairy Pennywort	<i>Hydrocotyle laxiflora</i>	73	Swamp Pennywort	<i>Centella cordifolia</i>	73
Hazel Pomaderris	<i>Pomaderris aspera</i>	31	Sweet Bursaria	<i>Bursaria spinosa</i>	29
Heath Wattle	<i>Acacia brownei</i>	74	Tall Sedge	<i>Carex appressa</i>	73
Hedge Wattle	<i>Acacia paradoxa</i>	74	Tassel Sedge	<i>Carex fascicularis</i>	73
Hemp Bush	<i>Gynatrix pulchella</i>	75	Tree Everlasting	<i>Ozothamnus ferrugineus</i>	75
Hop Goodenia	<i>Goodenia ovata</i>	43	Veined Spear-grass	<i>Austrostipa rudis</i>	60
Hop Wattle	<i>Acacia stricta</i>	74	Victorian Christmas-bush	<i>Prostanthera lasianthos</i>	75
Ivy-leaf Violet	<i>Viola hederacea</i>	54	Wallaby-grass	<i>Austrodanthonia species</i>	62
Kangaroo Grass	<i>Themeda triandra</i>	59	Weeping Grass	<i>Microlaena stipoides</i>	63
Kidney-weed	<i>Dichondra repens</i>	53	Wiry Buttons	<i>Leptorhynchus tenuifolius</i>	74
Large Kangaroo Apple	<i>Solanum laciniatum</i>	74	Wonga Vine	<i>Pandorea pandorana</i>	58
Lightwood	<i>Acacia implexa</i>	34	Yellow Box	<i>Eucalyptus melliodora</i>	26

## Reference and reading

---

### Flora of Melbourne

Society for Growing Australian Plants, Maroondah, Inc. (3rd ed., 2001)

*A guide to the Indigenous Plants of the Greater Melbourne Area*, Hyland House.

---

### Native Plants of Melbourne and Adjoining Areas

Jones, David and Barbara (1999) *A Field Guide*, Blooming Books.

---

### Nangak Tamboree Wildlife Sanctuary

[www.latrobe.edu.au/wildlife](http://www.latrobe.edu.au/wildlife)

---

### Royal Botanic Gardens Melbourne

[www.rbg.vic.gov.au](http://www.rbg.vic.gov.au)

---

### Melbourne Water

[www.melbournewater.com.au](http://www.melbournewater.com.au)

---

### Publications available from Manningham City Council

Booklet publications, Weed DVD and FOWSP pamphlets available on request.

**Native Splendour** – Available as download from [www.manningham.vic.gov.au](http://www.manningham.vic.gov.au).

**Weeds** – guide to identification and control of Manningham’s weeds.  
Available as download from [www.manningham.vic.gov.au](http://www.manningham.vic.gov.au).

**Weeds DVD** – description for the control of woody and winter weeds.

**Property Management Guide** – a guide to sustainable land management practices.

---

### Friends of Warrandyte State Park pamphlets & booklets:

**Warrandyte’s Wattles**

**Warrandyte’s Eucalypts**

**Warrandyte’s Mosses & Liverworts**

**Warrandyte’s Wildflowers**

**Warrandyte’s Fungi**

**Gardener’s Guide to indigenous planting  
in Warrandyte & Surrounding Areas.**

---

### For more information contact:

Environment Team

Manningham City Council

699 Doncaster Road, Doncaster VIC 3108

P.O. Box 1, Doncaster VIC 3108

Ph: 9840 9333

Email: [manningham@manningham.vic.gov.au](mailto:manningham@manningham.vic.gov.au)

## Native Splendour

Do you love gardening?

Have you thought about using indigenous plants in your garden but been unsure what to use or where to get them?

Do you want to help conserve our precious native plants and animals for future generations to enjoy?

Then why not add a touch of glamour and beauty to the garden with these stunning local plants.

