

Interviews

**THIS NEWSLETTER
FEATURES AN
INTERVIEW WITH
WOLFGANG ZEIDLER
PAGE 2**



**MURAT SEZGIN
IN MEMORIAM
PAGE 8**

**ED BOUSFIELD
IN MEMORIAM
PAGE 9**

**BIBLIOGRAPHY
PAGE 11**

**WORKSHOPS
PAST AND FUTURE
FROM PAGE 50**

AMPHIPOD NEWSLETTER 41

Dear friends,

It is not many days left until many of us meet in Trapani to talk amphipods and be together with friends. This deep feeling of friendship and respect is what we feel most defines our little society - the Amphipodologists. We meet in small or large groups for workshops or collection-trips, or we work alone in between the meetings - we might not even go to all the meetings, and all the time the friendship is there helping our science along. Many of the marine amphipodologists have met at the IceAGE workshops in Wilhelmshaven (see AN40) and this April in Spała (p. 51) - and next spring there will be an opportunity for the beach-lovers to meet in Crete (p. 50).

This summer has presented us with the sad loss of our good colleague Murat Sezgin of the Sinop University on the Black Sea coast of Turkey. Living legend Torben Wolff of the Zoological Museum in Copenhagen passed away this spring - 97 years old. Torben, a member of the second 'Galathea' expedition and one of the first to document life in the abyssal zones of the sea, worked on his beloved deep-sea critters almost until his last day. We also remember Ed Bousfield.

The bibliography for this Amphipod Newsletter presents 419 papers on amphipods. Publications are on broad biodiversity studies, toxicology, ecology and systematics. Lowry and Myers have again presented us with a benchmark paper on the higher classification of the Amphipoda - which we are sure will be further discussed in Trapani.

Last - but not least - the interview of this Amphipod Newsletter presents our hyperiid colleague Wolfgang Zeidler from the South Australian Museum in Adelaide. The distance - both geographic and working on planktonic amphipods more than freshwater or benthic - might be a reason many might not know Wolfgang, but we hope to rectify that a bit with this interview.

Best wishes from your AN Editors,

Wim, Adam, Miranda and Anne Helene

Statistics from this Newsletter

1 new order

12 new families

14 new genera

79 new species

1 new subspecies

Interview with Wolfgang Zeidler

Interviewing anyone 9 timezones away from you will present a few logistic problems. Thus, most of this was done via email, with a very nice skype-session in the end. That means that Wolfgang has written all his answers, as well as a short introduction. So - from here it is all Wolfgang:

To all my dear gammaridean colleagues: because I study hyperiideans, a pelagic group that spend part or all of their life cycle associated with gelatinous plankton, I have had very little direct contact with you, although I am mainly aware of your good work. Also, because there are very few scientists working with hyperiideans, and most are ecologists, I am almost alone in the world of hyperiidean systematics. But be not alarmed for I am quite happy working on my own, although I do appreciate the few interactions and collaborations that I have had with other colleagues.



Wolfgang. Photo: private

When and why did you start studying amphipods?

Amphipods were not my first scientific interest. As a young graduate my ambition was to become a fisheries biologist thus combining my recreational passion for fishing with a career. Unfortunately, then as now, there were few jobs anywhere in Australia in marine science. So, according to the old proverb “those who cant do - teach“ I did my penance teaching biology and science in Adelaide schools for 18 months before moving to Sydney to take up a position as Tutor in biology with the University of New South Wales. After about 18 months in the big smoke I was fortunate enough to obtain a scholarship to study for an MSc in Marine Science at the James Cook University of North Queensland, Townsville. At the time the Australian Government was very concerned about the effects of the apparent plague of ‘Crown of Thorns‘ starfish on the Great Barrier Reef and so it was relatively easy to obtain grants for shiptime and associated research. Thus, I was able to access (and collect some myself) plankton samples

collected fortnightly between Townsville and the GBR (for starfish larvae), over a period of about two years, to study the distribution and abundance of hyperiidean amphipods (Zeidler 1978, 1984). But first I had to overcome the taxonomic impediment of hyperiidean systematics. The literature was generally poor and sometimes difficult to obtain (no internet in those days). But this challenge ignited my passion for systematics and the detective work required.



Trawl deck. Not the easiest place to sample amphipods! Photo: private

Fortunately the taxonomic experience acquired for my MSc led to my employment

with the South Australian Museum as ‘Curator of Marine Invertebrates’. So, back home, the circle completed! I soon discovered that my museum title was a misnomer and that my curatorial responsibilities covered all invertebrates (marine, freshwater & terrestrial) except for insects, arachnids and helminths. Sadly much of the collection was in poor shape, and so it was that I lost my way in science for the first few years while I tried to get the collection in order. Also, marine science was not on any government agenda.



Backyard fisher: the herons finishing off the fish in the backyard pond.

Photo: private

However, the SA Museum had a strong focus on arid-zone research and it was relatively easy to organise field trips to most of Central Australia and beyond. One of the most memorable trips was to the Lake Eyre region when it was flooded in the mid-1970's. On the way I discovered the fauna of the artesian springs of the Great Artesian Basin, resulting in many future trips to the region and other artesian springs in central and north-eastern

Australia. The spring fauna is dominated by several species of molluscs, ostracods, one phreatoicid isopod and of course amphipods. For many years I tried to determine if only one widespread species was present or if, as I suspected, speciation had occurred in the different, geographically isolated, spring groups. The springs equating to aquatic islands in a desert. Unfortunately, I was unable to make much progress using morphological techniques and, at the time, molecular technology had not been developed or was too expensive. I described two new species, *Austrochiltonia dalhousiensis* and *Phreatochiltonia anophthalma*, and decided to abandon the project for the time being. It was taken up later by my colleague, Dr Rachael King, who has done a great job so far in describing several new species and genera. By then I had returned to the systematics of hyperiideans to complete the obligatory PhD and had no time for gammarids. Having lost my way with amphipods and published papers on mollusca, echinoderms and other crustaceans I decided it was time to tackle the suborder Hyperiidea as a whole, sorting out minor problems and revising the systematics of the group by superfamily with a view to publishing a guide to the world fauna. To date I have completed most of these revisions and the guide book is already up to 700 pages, excluding figures. Looks like it might have to become two volumes.

Sorry that was a rather long-winded answer to the question but I thought you might be interested in my journey.

What are your favourite amphipod species names?

Most hyperiid names are boring, named after localities, expeditions, friends and enemies (if it is an ugly one with filthy habits). So, maybe one of my own, the phreatic, spring related, gammarid *Phreatochiltonia anophthalma*. The generic name readily identifies it as phreatic and the species name refers to it as

being without eyes. It is a favourite because I had intended to name it for being blind but a good colleague asked the question “how do you know that it can’t see“. I am now more careful when composing names for new taxa.

What amphipod appendage(s) do you like illustrating the best?

I have always enjoyed art so executing my own scientific illustrations is often the most satisfying part of my research. However, unlike gammarids, the segments and coxae of hyperiids are not always clearly defined and drawing whole animals can be frustrating, especially very small species. Some are mature at 2-3 mm.



Oxycephalus sp. Photo: Karen Osborn

What amphipod appendage(s) do you like illustrating the least?

None of them - I like them all! The act of illustrating is an interesting challenge, and it helps the scientist (who should do the illustrations themselves, by the way, not give away this important job to the artists) to see better. We get to really look for the characters – check that they really are there and are not just something we think we see, and this makes the whole job sounder.

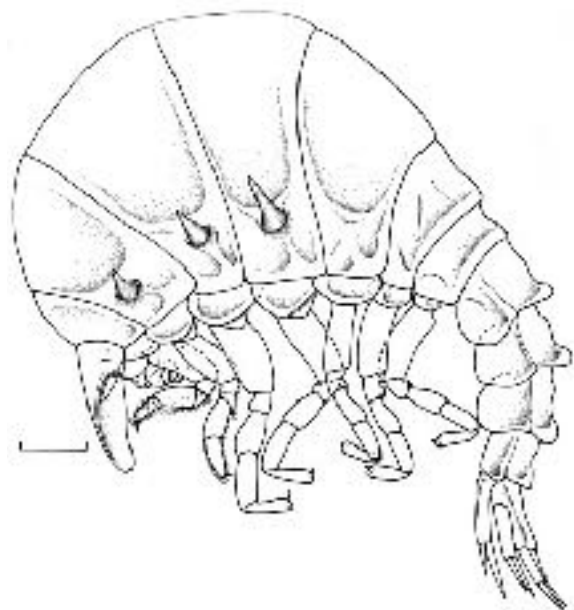
Where is your favourite place to collect amphipods?

Collecting hyperiid amphipods is not an easy task and requires the use of a boat and



At Mawson Base in Antarctica. Photo: private

plankton nets, preferably in oceanic waters. Hence, most of my research time has been spent with collections collected by past expeditions, housed in the major museums in Europe and North America. However, there is nothing more exciting than collecting specimens yourself and no place more magnificent than Antarctica. I was fortunate to be on the maiden voyage of the *Aurora Australis* to Heard Island and the Kerguelens during the mid-winter of 1990 and again to Prydz Bay during the summer of 1991, both courtesy of the Australian Antarctic Division, Hobart.



Chonerola spinifera. Illustration: W.Z.

Places you wished you never tried to collect amphipods?

I have always enjoyed collecting, regardless of the environment, but perhaps digging up, by hand, the rotting carcass of a cow from an artesian spring to collect animals clinging to it would not be repeated too readily. Still there was great delight and satisfaction when amphipods were found.

Describe/name the most memorable amphipod moment(s)?

There are several, each when discovering, amongst collections, representatives of species previously known only from the unique holotype. Often it is the only other specimen in the world. It's almost magic! Examples are *Lanceola longidactyla* Vinogradov, 1964 (one more in Copenhagen); *Megalanceola remipes* (Barnard, 1932) (several in Smithsonian); *Chuneola spinifera* Vinogradov, 1960 (one in Copenhagen); *Scina chelata* Vinogradov, 1970 (one in Smithsonian) and *Cheloscina antennula* Shih & Hendrycks, 1996 (one in Smithsonian). NOTE to editors: there are some that discourage the description of new



Rhabdosoma sp. Photo: Karen Osborn



Backyard beauty: Eastern rosella. Photo: private

species based on a unique holotype. While one should be cautious, not publishing would have meant that the above species would have remained unknown and the fact that there are now at least two specimens of the same species would also remain unknown.

I have also had some memorable moments discovering phreatic amphipods in the springs of northern Australia. For a long time Australia was considered too dry to harbour a significant phreatic fauna. We now know that this is far from the truth, especially in north-western Australia. So, it was very exciting to find these animals in ground water, or springs, in parts of the country that are considered a desert. Of course we now know that if we look hard enough we can find these animals where ever springs are found, even if they are only active after a good season of rain.

Describe/name your most memorable amphipod meeting(s)?

International travel from Australia is relatively expensive and time consuming and this, combined with a lack of funds, and little interest in gammarids, has meant that I have made no effort to attend past amphipod meetings. That does not mean that I don't like my gammarid colleagues!

We know the work with other scientists can shape your life. We are sure many will like to hear about such your experiences if you'd like to share...

Sorry when it comes to hyperiids I am very much a lone wolf, mainly because when I started my hyperiidean journey I was the only one working on the group, as a whole, outside of Russia. Also, here in Adelaide, I was the only marine invertebrate taxonomist and not much has changed since. Meetings with interstate, or international colleagues, usually involved discussions regarding taxonomy in general, with few opportunities for collaboration. Perhaps my joint fieldwork with Dr Winston Ponder, a malacologist from the Australian Museum (now retired), working on the fauna of the artesian springs, is the most significant for me because he encouraged me to pursue my research work and not to be afraid to publish. We spent many years



More backyard beauties - especially for all you bird-loving amphipodologists! Musk and Rainbow lorikeets. Photo: private



Not an invertebrate: the Koala. Photo: private

collecting and studying the fauna of the springs of the GAB, highlighting the significance of these fragile habitats in publications etc., resulting in most of them being preserved in national parks. That was a most gratifying result.

Oh! Then there is the collaborative work I did with Dr Lisa Gershwin on the jellyfish fauna of Australia in the early 2000's. Yes what was I thinking? Well because hyperiids are associated with gelatinous hosts I started to take in interest in them and kind of got sucked in, helped by Lisa's enthusiasm for everything jellyfish, and taking the opportunity of her presence in Adelaide. It was a very productive collaboration, we published 9 papers (218 pp) and described 2 families, 3 genera and 31 species new to science. Thankfully I have slowly extricated myself from this project but

there are still some significant results that remain unpublished.

Any other general thoughts/comments?

While a lot of gammaridean taxonomists have been able to include molecular work in their studies this has been more difficult for me with hyperiids. This is because hyperiids, being pelagic, are collected in plankton samples which are almost always first fixed in formaldehyde to preserve the gelatinous plankton. Thus, the only way to obtain specimens for molecular work would be for me, or someone who knows hyperiids, to be present when plankton collections come on board to extract hyperiids before samples are preserved. However, I am making some progress in that direction. Currently Dr Charlotte Havermans and I are trying to sort out the mess that is the genus *Themisto*. Charlotte is in charge of the molecular work and I am doing the morphology. We now have material from most parts of the world but we always welcome more material from anyone who is prepared to send it to us. *Themisto* is a very common genus in Arctic and Antarctic waters, sometimes as abundant as krill and an important food source for birds, penguins and other marine predators. NOTE to ecologists playing with *Themisto* watch this space!



Eupronoe sp. Photo: Karen Osborn

One of the reasons I have continued with my research – and the reason I am working on the big book – is to pass on the knowledge I have gathered, rather than just go fishing or travelling to art-galleries overseas. Much of the information about the species should also end up in WoRMS.

Thank you so much for your interest, if you got this far!

Anne Helene and Wolfgang

Compilation of Amphipod relevant literature

Please tell the AN editors and Olli Coleman about your recent publications on amphipods - and send a pdf of your paper. Olli can include it on the server and the editors can include it in the bibliography....

Prof. Dr. Murat Sezgin in Memoriam

Prof. Dr. Murat Sezgin, a complete, brilliant scientist focused on marine biology and an expert on marine Amphipod species of Turkey, passed away on 28.07.2017 because of a deplorable traffic accident near Sivas province, Turkey.



He was born in 1974 in Malatya Province, Turkey. He completed his PhD thesis in 2003 at Ege University, İzmir on "*Sublittoral benthic amphipod species of Aegean coasts of Turkey and their bio-ecological features*". Then, he continued his academic career in Sinop University, Faculty of Fisheries where he established a marine benthology team in a few couple of years and became a professor in 2013.



From the beginning of 2016 Prof. Dr. M. Sezgin served both as the vice chancellor and the Dean of his faculty.

During his short but fruitful academic life, he participated in many international scientific activities and in 2008 he was awarded the "*Most Promising Young Scientist in the Field of Marine Ecology*" by the Commission on The Protection of the Black Sea Against Pollution (Sofia,

Bulgaria). He published 95 papers in peer reviewed journals, mainly on marine biology and ecology of the Black Sea. He was the author of more than 45 communications in national and international conferences. He collaborated in umpteen projects, most of which were international or FP7 projects and became a known and respected scientist abroad, particularly in the other Black Sea countries, mostly in Romania, Bulgaria and Ukraine due to his work-discipline and gentle personality.

In his last years, Prof. Sezgin also became a new light for the study of meiobenthology in Turkey by coordinating two international projects and guiding his team for their training, resulting in two PhD and a MSc thesis and several pioneering papers on marine meiofauna. His name has recently been attributed



to a tardigrade species (*Megastygarrctides sezginii*), description of which will be published in the upcoming issue of the journal of Marine Biology Research.

Prof. Dr. Murat Sezgin was married and had a 7 years old son who also passed away because of the accident.

Rest in peace my friend, with your beloved son...

Murat Özbek, Levent Bat & Derya Turk Urkmez

Edward Lloyd Bousfield (1926-2016) in Memoriam


It is with a heavy heart and with great sadness that we inform you of the passing of Dr. Edward Bousfield on September 7, 2016

He was an exceptional scientist, one of the BIG Guns so to speak, a world authority on the systematics of amphipod crustaceans. He discovered and described over 300 new species and he had 22 named in his honour. Ed joined the Canadian Museum of Nature (CMN), then the National Museum of Canada in 1950 after obtaining his BA and MA at the University of Toronto (1948 and 1949) and PhD at Harvard University (1954). Following his retirement in 1984, he continued as Research Associate at



CMN, the Royal Ontario Museum in Toronto and the Royal British Columbia Museum in Victoria. Ed was pivotal to the 20th century growth of the CMN invertebrate collections through his widespread fieldwork which resulted in the contribution of over a million specimens. In 1995, Dr. Paul LeBlond and Ed formally described the large aquatic mega-serpent *Cadborosaurus willsi* in coastal north Pacific marine waters and large deep water lakes of the boreal northern hemisphere. Ed mentored numerous young scientists throughout his illustrious career (a few are still at the museum today) and influenced science through his key roles in scientific societies. In 1978, Ed was elected Fellow of the Royal Society of Canada and in 1985 he received the Government of Canada's Outstanding Achievement Award. Even at nearly 90 years of age, Ed continued to travel to the CMN from Toronto to work on amphipods, his love of 66 years! Amphipods were definitely his "way of life".

From 1993 to the last published issue in 2004 Ed Bousfield was Managing




Editor of *Amphipacifica*, a journal of aquatic systematic biology. The journal was initiated in the early nineties when he was involved (with colleagues) in production of monographic papers on North American Pacific amphipods that proved overly large for standard scientific journals. *Amphipacifica* was thus set-up to overcome this problem and between 1994 and 2004, three volumes, each of 4 issues were published. In 2006, through the work of Michel E. Hendrickx and his team, all back issues of *Amphipacifica* were scanned and PDFs made for distribution on CD ROM so that access was made freely available to all amphipodologists. These PDFs are now available through the Aphia database (see: <http://www.marinespecies.org/amphipoda/aphia.php?p=sourcelist&sName=Amphipacifica>).

Ed Hendrycks & Kathy Conlan

An extensive obituary for Ed was published in *The Canadian Field Naturalist* 130, 359-372.

Missing Amphipod Newsletter issue number 10? Or maybe issue number 16? Good news!! All issues of the Amphipod Newsletter are now available at the Biodiversity Heritage Library – <http://www.biodiversitylibrary.org/>



Bibliography

ABDELRAHMAN, K. F. A. , G. BACCI, B. MARRAS, A. NISTRI, M. SCHINTU, A. UGOLINI & A. MENGONI 2016. Exploring the bacterial gut microbiota of supralittoral talitrid amphipods. ---- *Research in Microbiology* 168, 74-84. (Five Italian species)

ALARCON-ORTEGA, L. C., A. L. CUPUL-MAGAÑA, A. P. RODRIGUEZ-TRONCOSO & F. G. CUPUL-MAGAÑA 2017. Distribution and species richness of caprellids (Crustacea: Amphipoda) from the Mexican Pacific. ---- *Marine Biodiversity Records* 10.9 (Eight species in four genera).

ALEGRETTI, I., G.de A. UMBUZEIRO & M. N. FLYNN 2016. Population dynamics of *Parhyale hawaiiensis* (Dana, 1853) (Amphipoda: Hyalidae) associated with an intertidal algal belt in southeastern Brazil. ---- *Journal of Crustacean Biology* 36, 785-791.

ALFARO-LUCAS, J. M., M. SHIMABUKURO, G. D. FERREIRA, H. KITAZATO, Y. FUJIWARA & P. Y. G. SUMIDA 2017. Bone-eating *Osedax* worms (Annelida: Siboglinidae) regulate biodiversity of deep-sea whale-fall communities. ---- *Deep-Sea Research II*, in press.

ALONSO, M. & D. JAUME 2017. A new species of *Hyalella* from the High Andes of Ecuador (Crustacea, Amphipoda, Hyallellidae). ---- *ZooKeys* 686, 1-13. (*H. cajasi* n. sp. From Cajas National Park, Aztuay province, S. Ecuador.)

ALTERMATT, F., R. ALTHER, C. FISER, J. JOKELA, M. KONEC, D. KÜRY, E. MÄCHLER, P. STUCKI & A. M. WESTRAM 2014. Diversity and distribution of freshwater amphipod species in Switzerland (Crustacea: Amphipoda). ---- *Plos One* 9 (10), e110328. (Overlooked earlier. 29 amphipod species listed.)

ALTHER, R., C. FISER & F. ALTERMATT 2016. Description of a widely distributed but overlooked amphipod species in the European Alps. ---- *Zoological Journal of the Linnean Society*, in press. (*Gammarus alpinus* n. sp. split off from *G. fossarum*)

ALVES, F., C. ENJOLRAS & M. AVEROF 2016. Live imaging reveals the progenitors and cell dynamics of limb regeneration. ---- *eLife* 2016, e19766

ALVES, J., R. JOHANSSON & A. R. SENNA 2016. On the genus *Elasmopus* Costa, 1853 from the Northeastern coast of Brazil with five new species and new records. ---- *Zootaxa* 4184, 1- 40. (Deals with *Elasmopus yupanquii* n. sp. (Pedra da Risca do Meio, Ceara), *E. incarocai* n. sp. (Itacaré, Bahia), *E. yahuarhuaci* n. sp. (Lauro de Freitas, Bahia), *E. viracochai* n. sp. (São Goncalo do Amarante, Ceara), *E. pachacutesi* n. sp. (São Goncalo do Amarante, Ceara) and *E. longipropodus*. A key to male world *Elasmopus* is provided.)

ANDERSON, B. S., B. N. PHILLIPS, J. P. VOORHEES & M. CAHN 2017. Vegetated treatment systems for removing contaminants associated with surface water toxicity in agriculture and urban runoff. ---- *Journal of Visualized Experiments* 123, e55391

ANDERSON, G. S. & L. S. BELL 2017. Comparison of faunal scavenging of submerged carrion in two seasons at a depth of 170m, in the Strait of Georgia, British Columbia. ---- *Insects* 8, 33.

ANDRADE, F. C., R. J. MASSUD-RIBEIRO & V. G. VELOSO 2016. Macrofauna composition of two beaches with distinct morphodynamism degrees in the beach arc Barra de São João—Ponta do Pai Vitorio Promontory. ---- *Brazilian Journal of Aquatic Sciences and Technology* 20, 69-78. (Talitridae)

ANDRADE, L. F. & A. R. SENNA 2017. Four new species of *Cymadusa* Savigny, 1816 (Amphipoda: Ampithoidae), and new records of *C. filosa* Savigny, 1816 from Brazilian coast. ---- *Zootaxa* 4226, 359-389. (Deals with *Cymadusa icapui* n. sp. (Icapui, Ceara State), *C. rasae* n. sp. (Rasa beach, Armacão dos Buzinas, Rio de Janeiro state), *C. tartarugae* n. sp. (Tartaruga beach, Armacão dos Buzinas, Rio de Janeiro state), *C. trindadensis* n.sp. (Trindade island, Espírito Santo state), and *C. filosa*. A key to Brazilian Ampithoidae is provided.)

ANDRADE, L. F. & A. R. SENNA 2017. Two new species of Ampithoidae (Crustacea: Amphipoda) from northeastern Brazil. ---- *Zootaxa* 4282, 487-500. (Deals with *Ampithoe robustimana* n. sp. /Pacheco Beach, Ceara State) and *Cymadusa ygara* n. sp. (Icapui Beach, Ceara State).)

ANGUIANO, O. L., M. VACCA, M. E. RODRIGUEZ ARAUJO, M. MONTAGNA, A. VENTURIO & A. FERRARI 2017. Acute toxicity and esterase response to carbaryl exposure in two different populations of amphipods *Hyalella curvispina*. ---- *Aquatic Toxicology*, in press.

ARAMBOUROU, H., A. DECAMPS, H. QUÉAU, A. DABRIS, D. NEUZERET & A. CHAUMOT 2017. Use of *Gammarus fossarum* (Amphipoda) embryo for toxicity testing: a case study with cadmium. ---- *Environmental Toxicology*, in press

ARCE-FUNCK, J., C. CRENIER, M. DANGER, C. COSSU-LEGUILLÉ, F. GUÉROLD & V. FELTEN 2016. Stoichiometric constraints modulate impacts of silver contamination on stream detritivores; an experimental test with *Gammarus fossarum*. ---- *Freshwater Biology* 61, 2075-2089.

ARIYAMA, H. 2016. (What is gammaridean Amphipoda? Its morphology, coloration and ecology.) ---- *Cancer* 25, 121-126. (In Japanese)

AUMACK, C. F., A. T. LOWE, C. D. AMSLER, M. O. AMSLER, J. B. McCLINTOCK & B. J. BAKER 2017. Gut content, fatty acid, and stable isotope analyses reveal dietary sources of macroalgal-associated amphipods along the western Antarctic Peninsula. ---- *Polar Biology*, in press

AXENOV-GRIBANOV, D., D. BEDULINA, Z. SHATILINA, L. JAKOB, K. VERESHCHAGINA, Y. LUBYAGA, A. GURKOV, E. SHCHAPOVA, T. LUCKENBACH, M. LUCASSEN, F. J. SARTORIS, H.-O. PÖRTNER & M. TIMOFEYEV 2016. Thermal preference ranges correlate with stable signals of universal stress markers in Lake Baikal endemic and Holarctic amphipods. ---- *Plos One* 11(10), e 0164226. (*Eulimnogammarus verrucosus*, *Ommatogammarus flavus* and *Gammarus lacustris*.)

BAFFREAU, A., J.-P. PEZY, C. DANCIE, B. CHOUQUET, Å. HACQUEBART, E. POISSON, A. FOVEAU, Y. JONCOURT, S. DUHAMEL, M. NAVON, S. MARMIN & J.-C. DAUVIN 2017. Mapping benthic communities: An indispensable tool for the preservation and management of the eco-socio-system in the Bay of Seine. ---- *Regional Studies in Marine Science* 9, 152-173.

BALDANZI, S., R. WATSON, C.D. McQUAID, G. GOUWS & F. PORRI 2017. Epigenetic variation among natural populations of the South African sandhopper *Talorchestia capensis*. ---- *Evolutionary Ecology* 31,77-91.

BARABANOVA, L., S. GALIKINA & E. MIKHAILOVA 2017. Cytogenetic studies on the invasive species *Gmelinoides fasciatus* in the ecosystem of the Gulf of Finland. ---- *Journal of the Marine Biological Association of the UK*, in press.

BARRETT, K. B., J. M. HAYNES & D. J. WARTON 2016. Thirty years of change in a benthic macroinvertebrate community of southwestern Lake Ontario after invasion by four Ponto-Caspian species. ---- *Freshwater Science* 36, 85-102.. (One of the invaders is *Echinogammarus ischnus*, which has replaced *Gammarus fasciatus* as the dominant amphipod.)

BARROS, S., R. MONTES, J. B. QUINTANA, R. RODIL, J. M. A. OLIVEIRA, M. M. SANTOS & T. NEUPARTH 2017. Chronic effects of triolocarban in the amphipod *Gammarus locusta*: Behavioural and biochemical impairment. ---- *Ecotoxicology and Environmental Safety* 137, 278-283.

BARTLETT, A. J., R. A. FRANK, P. L. GILLS, J. L. PARROTT, J. R. MARENTETTE, L. S. BROWN, T. HOOEY, R. VANDERVEEN, R. McINNIS, P. BRUNSWICK, D. DHANG, J. V. HEADLEY, K. M. PERU & L. M. HEWITT 2017. Toxicity of naphthenic acids to invertebrates: Extracts from oil sands process-affected water versus commercial mixtures. ---- *Environmental Pollution* 227, 271-279. (*Hyalella azteca*)

BASTOS-PEREIRA, R. & R. L. FERREIRA 2017. *Spelaeogammarus uai* (Bogidielloidea: Artesiidae): a new troglobytic amphipod from Brazil. ---- *Zootaxa* 4231, 38-50. (*S. uai* n. sp. (Itacarambi, Minas Gerais state). A key to all *Spelaeogammarus* species and a table comparing their morphology are provided.)

BAUDRIMONT, M., J. ANDREI, S. MORNET, P. GONZALEZ, N. MESMER-DUDONS, P.-Y. GOURVES, A. JAFFAL, O. DEDOURGE-GEFFARD, A. GEFFARD, O. GEFFARD, J. GARRIC & A. FEURTET-MAZEL 2017. Trophic transfer and effects of gold nanoparticles (AuNPs) in *Gammarus fossarum* from contaminated periphytic biofilm. ---- *Environmental Science and Pollution Research*, in press. doi:10.1007/s11356-017-8400-3

BEAUVAIS-FLÜCK, R., A. CHAUMOT, F. GIMBERT, H. QUÉAU, O. GEFFARD, V. SLAVEYKOVA & C. COSIO 2016. Role of cellular compartmentalization in the trophic transfer of mercury species in a freshwater plant-crustacean food chain. ---- *Journal of Hazardous Materials* 320, 401-407. (*Gammarus fossarum*)

BEDULINA, D., M. F. MEYER, A. GURKOV, E. KONDRATJEVA, B. BADUEV, R. GUSDOR & M. A. TIMOFEYEV 2017. Intersexual differences of heat shock response between two amphipods (*Eulimnogammarus verrucosus* and *Eulimnogammarus cyaneus*) in Lake Baikal. ---- *Peer Journal* 5, e2864.

BEJARANO, A. C. & J. MICHEL 2016. Oil spills and their impact on sand beach invertebrate communities. ---- *Environmental Pollution* 218, 709-720.

BELATTMANIA, Z., A. CHAOUI, M. MACHADA, A. ENGELEN, E. A. SERRÃO, A. REANI & B. SABOUR 2017. *Ampelisca lusitanica* (Crustacea: Amphipoda): new species for the Atlantic coast of Morocco. ---- *Marine Biodiversity Records* 10-7.

BELL, J. B., C. H. S. ALT & D. O. B. JONES 2016. Benthic megafauna on steep slopes at the Northern Mid-Atlantic Ridge. ---- *Marine Ecology* 37, 1290-1302..

BEREZINA, N. A. 2016. Changes in life cycle of the Ponto-Caspian amphipod *Pontogammarus robustoides* at the northernmost part of its range. ---- *Marine Ecology* 37(6), 1434-1446.

BEREZINA, N. A., Y. I. GUBELIT, Y. M. POLYAK, A. N. SHJAROV, V. A. KUDRYATSEVA, V. A. LUBIMINTSEV, V. A. PETUKHOV & T. D. SHIGAEVA 2016. An integrated approach to the assessment of the eastern Gulf of Finland health: A case study of coastal habitats. ---- *Journal of Marine Systems* 171, 159-171.

BEREZINA, N. A. & A. A. MAXIMOV 2016. (Abundance and food preferences of amphipods (Crustacea: Amphipoda) in the Eastern Gulf of Finland, Baltic Sea). ---- *Journal of Siberian Federal University* 4, 409-426. (In Russian)

BEREZINA, N.A., A. RAZINKOVA-BAZIUKAS & A. V. TIUNOV 2017. Non-indigenous amphipods and mysids in coastal food webs of eastern Baltic Sea estuaries. ---- *Journal of the Marine Biological Association UK* 97, 581-590.

BESSA, F., F. SCAPINI, T. M. B. CABRINI & R. S. CARDOSO 2017. Behavioural responses of talitrid amphipods to recreational pressures on oceanic tropical beaches with contrasting extension. ---- *Journal of Experimental Marine Biology and Ecology* 486, 170-177 (*Atlantorchestoidea brasiliensis* in Brazil.)

BIRD, G. A. 2016. *Importance of the aquatic detritus food web in the transfer of radionuclides from water to higher trophic levels.* ---- Proceedings 33d Canadian Nuclear Society Conference. (Not seen)

BIRK, M. A., C. PAIGHT & B. A. SEIBEL 2016. Observations of multiple pelagic egg masses from small-sized jumbo squid (*Dosidicus gigas*) in the Gulf of California. ---- *Journal of Natural History*, in press (*Parascelus* cf *edwardsi* and 2 spp of Hyperiididae found with the egg masses.)

BLACKMAN, R. C., D. CONSTABLE, C. HALM, A. M. SHEARD, J. DURKOTA, B. HÄNFLING & L. LAWSON HANDLEY 2017. Detection of a new non-native freshwater species by DNA metabarcoding of environmental samples—first record of *Gammarus fossarum* in the UK. ---- *Aquatic Invasions* 12, in press. (Found in many rivers in England and Wales)

BLAKESLEE, A. M. H., A. E. FOWLER, J. J. COUTURE, E. D. GROSBOR, G. M. RUIZ & A. W. MILLER 2016. Vector management reduces marine organisms transferred with live saltwater bait. ---- *Management of Biological Invasions* 7, 389-398.

BLARER, P. & P. BURKHARDT-HOLM 2016. Microplastics affect assimilation efficiency in the freshwater amphipod *Gammarus fossarum*. ---- *Environmental Science and Pollution Research* 23, 23522-23532.

BLASCO-COSTA, I. & R. POULIN 2017. Parasite life-cycle studies: a plea to resurrect an old parasitological tradition. ---- *Journal of Helminthology*, in press (The tradition is parasite life-cycle studies)

BLONSKA, D., J. GRABOWSKA, J. KOBAK, M. RACHALEWSKI & K. BACELASPYCHALSKA 2016. Fish predation on sympatric and allopatric prey—A case study of Ponto-Caspian gobies, European bullhead and amphipods. ---- *Limnologica* 61, 1-6. (All fish species preferred moving, but not immobile, *Gammarus fossarum* over *Dikerogammarus villosus*.)

BLUHM, B. A., H. HOP, I. A. MELNIKOV, M. POULIN, M. VIHTAKARI, R. E. COLLINS, R. GRADINGER, T. JUUL-PEDERSEN & C. v. QUILLFELDT 2017. Sea Ice Biota. ---- Chapter 3.1 (Pp 32-61) *State of the Arctic Marine Biodiversity Report*, CAFF Conservation of Arctic Flora and Fauna International Secretariat, Akureyri, Iceland. 978-9935-431-63-9

BOHL-ABDERRAZAK, D., R. JELASSI, E. MORGAN & K. NASRI-AMMAR 2017. Light pulse effect on the locomotor activity rhythm of *Talitrus saltator* (Montagu) (Crustacea, Amphipoda). ---- *Biological Rhythm Research* 48, 607-621.

BOJKO, J., K. BACELA-SPYCHALSKA, P. D. STEBBING, A. M. DUNN, M. GRABOWSKI, M. RACHALEWSKI & G. D. STENTIFORD 2017. Parasites, pathogens and commensals in the "low-impact" non-native amphipod *Gammarus roeselii*. ---- *Parasites & Vectors* 10-193 (With the description of *Cucumispora roeselii* n. sp..)

BOONSTRA, H., R. WIGGERS & M. SWARTE 2016. First record of the Ponto-Caspian amphipod *Obesogammarus obesus* (Sars, 1894) (Amphipoda: Pontogammaridae) from the Netherlands. ---- *BiolInvasion Records* 5, 155-158.

BORZA, P., T. HUBER, P. LEITNER, N. REMUND & W. GRAF 2017. Current velocity shapes co-existence patterns among invasive *Dikerogammarus* species. ---- *Freshwater Biology* 62, 317-328.

BORZA, P., T. HUBER, P. LEITNER, N. REMUND & W. GRAF 2017. Success factors and future prospects of Ponto-Caspian peracarid (Crustacea: Malacostraca) invasions: Is 'the worst over'? ---- *Biological Invasions*, in press.

BOYKO, C. B. The "parasitic isopod" *Rhabdocheirus incertus* Bonnier, 1898, is a pantocheilis stage of a hyperiid amphipod (Amphipoda: Hyperiidea; Physocephalata). ---- *Proceedings of the Biological Society of Washington* 130, 1-4. (*Vibilia* sp. , probably *V. armata*.)

BROWER, A. A., M. C. FERGUSON, S. V. SCHONBERG, S. C. JEWETT & J. T. CLARKE 2017. Gray whale distribution relative to benthic invertebrate biomass and abundance: northeastern Chuckchi Sea 2009-2012. ---- *Deep-Sea Research II*, in press.

BROWN, T. A., P. ASSMY, H. HOP, A. WOLD & S. T. BELT 2017. Transfer of ice algae carbon to ice-associated amphipods in the high-Arctic pack ice environment. ---- *Journal of Plankton Research*, in press.

BUNDSCHUH, M., T. HALM, M. O. GESSNER & R. SCHULZ 201. Antibiotic mixture effects on growth of the leaf-shredding stream detritivore *Gammarus fossarum*. ---- *Ecotoxicology*, in press.

BUENO, M., M. O. TANAKA, A. A. V. FLORES & F. P. P. LEITE 2016. Vertical differences in species turnover and diversity of amphipod assemblages associated with coralline mats. ---- *Estuarine, Coastal and Shelf Science* 181, 153-159. (A Brazilian study)

BURRIDGE, A. K., M. TUMP, R. VONK, E. GOETZE & K. T. C. A. PEIJNENBURG 2017. Diversity and distribution of hyperiid amphipods along a longitudinal transect in the Atlantic Ocean. ---- *Progress in Oceanology*, in press. (From 39°N to 45°S, 70 species reported, including 2 species new to the Atlantic and 6 probably undescribed species.)

CAI, Y., Y. ZHANG, Z. WU, Y. CHAN, J. XU & Z. GONG 2017. Composition, diversity, and environmental correlates of benthic macroinvertebrate communities in the five largest freshwater lakes of China. ---- *Hydrobiologia* 788, 85-98.

CARDWELL, A. S., W. J. ADAMS, R. W. GANSEMER, E. NORDHEIM, R. C. SANTORE, A. C. RYAN & W. A. STUBBLEFIELD 2017. Chronic toxicity of aluminum, at a PH of 6, to freshwater organisms: empirical data for the development of international regulatory standards/criteria. ---- *Environmental Toxicology and Chemistry*, in press.

CARTIDGE, R., D. NUGEGODA & D. WLODKOWIC 2017. Millifluidic Lab-on-a-Chip technology for automated toxicity tests using the marine amphipod *Allorchestes compressa*. ---- *Sensors and Actuators B. Chemical* 239, 660-670.

CASTIGLIONE D. da S., A. V. OZGA, S. G. RODRIGUES & A. A. de P. BUENO 2016. Population dynamics of a freshwater amphipod from South America (Crustacea, Amphipoda, Hyalellidae). ---- *Nauplius* 24, e 2016028 (*Hyalella bonariensis*)

CERIACO, L. M. P., E. L. GUTIERREZ & A. DUBOIS 2016. Photography-based taxonomy is inadequate, unnecessary, and potentially harmful for biological sciences. ---- *Zootaxa* 4196, 435-445.

CHAE, Y & Y.-J. AN 2017. Effects of micro-and nanoplastics on aquatic ecosystems: Current research trends and perspectives. ---- *Marine Pollution Bulletin*, in press.

CHARNOT, A., D. GOUVEIA, J. ARMENGAARD, C. ALMINIA, A. CHAUMOT, J. LEMOINE, O. GEFFARD & A. SALVADOR 2017. Multiplexed assay for protein quantitation in the invertebrate *Gammarus fossarum* by liquid chromatography coupled to tandem mass spectrometry. ---- *Analytical and Bioanalytical Chemistry*, in press.

CHAZARO-OLVERA, S., X. GARCIA-DELGADO, I. WINFIELD & M. ORTIZ 2017. A population study of the amphipod *Nototropis minikoi* (Gammaridea, Atylidae) in the Sian Ka'an biosphere reserve, Quintana Roo, Mexico. ---- *Crustaceana* 90, 337-348.

CHIU, K. H., C. D. DONG, C. F. CHEN, M. I. TSAI, Y. R. JU, T. M. CHEN & C. W. CHEN 2017. NMR-based metabolomics for the environmental assessment of Kaohsiung Harbor sediments exemplified by a marine amphipod (*Hyalella azteca*). ---- *Marine Pollution Bulletin*, in press.

CHOI, F. M. P., C. C. MURRAY, T. W. THERRIault & E. A. PAKHONOV 2017. Intertidal invasion patterns in Canadian ports. ---- *Marine Biology*, in press. (*Ampithoe valida*, *Monocorophium acherusicum* and *Ptilohyale littoralis*.)

CHRISTMAN, M. C., D. H. DOCTOR, M. L. NIEMILLER, D. J. WEARY, J. A. YOUNG, K. B. ZIGLER & D. C. CULVER 2016. Predicting the occurrence of cave-inhabiting fauna based on features of the earth surface environment. ---- *Plos One* 11 (8), e0160406.

CILIBERTI, A., A. CHAUMOT, R. RECOURA-MASSAQUANT, A. CHANDESRI, A. FRANCOIS, M. COQUERY, M. FERRÉOL & O. GEFFARD 2017. Caged *Gammarus* as biomonitors identifying thresholds of toxic metal bioavailability that affect gammarid densities at the French national scale. ---- *Water Research* 118, 131-140.

CINAR, M. E., K. BAKIR, B. ÖZTÜRK, T. KATIGAN, A. DOGAN, S. ACIK, G. KURTSAHIN, T. ÖZCAN, E. DAGLI, B. BITLIS-BAKIR, F. KOCAK & F. KIRKIN 2017. Macrobenthic fauna associated with the invasive alien species *Brachidontes pharaonis* (Mollusca: Bivalvia) in the Levantine Sea (Turkey). ---- *Journal of the Marine Biological Association UK* 97, 613-628.

CLARE, D. S., M. SPENCER, L. A. ROBINSON & C. L. J. FRID 2016. Species-specific effects on ecosystem functioning can be altered by interspecific interactions. ---- *Plos One* 11 (11), e0165789. (*Corophium volutator* one of two test animals.)

CLIFFORD, E. L., D. A. NANSELL, M. M. VARELA, M. NIETO-CID, G. J. HERNDL & E. SINTES 2017. Crustacean zooplankton release copious amounts of dissolved organic matter as taurine in the ocean. ---- *Limnology and Oceanography*, in press

COFFIN, M. R. S., L. M. KNYSH, E. F. THERIAULT, C. C. PATER, S. C. COURTENAY & M. v. d. HEUVEL 2017. Are floating algal mats a refuge from hypoxia for estuarine invertebrates? ---- *Peer Journal* 5, e 3080 (It looks like it)

COLLINS, M., O. TILLS, J. I. SPICER & M. TRUEBANE 2017. *De novo* transcriptome assembly of the amphipod *Gammarus chevreuxi* exposed to chronic hypoxia. ---- *Marine Genomics* 33, 17-19.

COOLEN, J. W. P. 2017. *North Sea reefs. Benthic biodiversity of artificial and rocky reefs in the southern North Sea.* ---- Ph.D. Thesis, Univ of Wageningen

COOLEN, J. W. P., W. LENGKEEK, S. DEGRAER, F. KERCKHOF, R. J. KIRKWOOD & H. J. LINDEBOOM 2016. Distribution of the invasive *Caprella mutica* Schurin, 1935 and native *Caprella linearis* (Linnaeus, 1767) on artificial hard substrates in the North Sea: separation by habitat. ---- *Aquatic Invasions* 11, 437-449.

COPILAS-CIOCIANU, D. & A. PETRUSEK 2017. Phylogeography of a freshwater crustacean species complex reflects a long-gone archipelago. ---- *Journal of Biogeography* 44, 421-432. (The *Gammarus balcanicus* complex)

COPILAS-CIOCIANU, D., T. RUTOVA, P. PARIL & A. PETRUSEK 2017. Epigeal gammarids survived millions of years of severe climatic fluctuations in high latitude refugia throughout the Western Carpathians. ---- *Molecular Phylogenetics and Evolution* 112, 218- 229. (*Gammarus fossarum* s. l.)

CORREA-ARANEDA, F., P de los ESCALANTE, R. FIGUEROA & L. PARRA-COLOMA 2017. Temporal distribution of crustaceans in forested freshwater wetlands: responses to changes in the hydroperiod. ---- *Crustaceana* 90, 721-734. (*Hyalella patagonica*)

COTHRAN, R. 2016. Sexual selection in a changing world: How human-induced environmental change affects sexual selection and consequently the health of populations. --- *SWOSU Faculty Articles & Research*, Paper 1.

CRUZ-RIVERA, E., C. PETSCHKE & T. HAFEZ 2017. Detecting sex-related differences in mesograzer feeding experiments: An often overlooked source of intraspecific variation in herbivory. ---- *Limnology and Oceanography* 15, 542-553 . (*Gammarus aequicauda*)

DALPADADO, P., H. HOP, J. RØNNING, V. PAVLOV, E. SPERFELD, F. BUCHHOLZ, A. REY & A. WOLD 2016. Distribution and abundance of euphausiids and pelagic amphipods in Korsfjorden, Isfjorden and Rijpfjorden (Svalbard) and changes in their relative importance as key prey in a warming marine ecosystem. ---- *Polar Biology* 39, 1765-1784. (*Themisto abyssorum* and *Th. libellula*)

DAUVIN, J.-C., A. BAKALEM, A. BAFFREAU, C. DELECRIN, G. BELLAN, C. LARDICCI, E. BALESTRI, R. SARDA & S. GRIMES 2017. The well sorted fine sand community from the western Mediterranean Sea: A resistant and resilient marine habitat under diverse human pressures. ---- *Environmental Pollution* 224, 336-351.

DAVID, C., F.L. SCHAAFSMA, J.A. van FRANEKER, B. LANGE, A. BRANDT & H. FLORES 2017. Community structure of under-ice fauna in relation to winter sea-ice habitat properties from the Weddel Sea. ---- *Polar Biology* 40, 247-261. (7 amphipod spp in Table 2)

DAVOLOS, D., E. DE MATTHAEIS, L. LATELLA & R. VONK 2017. *Cryptorchestia ruffoi* sp.n. from the island of Rhodes (Greece), revealed by morphological and phylogenetic analysis (Crustacea, Amphipoda, Talitridae). ---- *ZooKeys* 652, 37-54. (*Cryptorchestia ruffoi* Latella & Vonk n. sp.)

DAYRAS, P., G. CHARMANTIER, A. CHAUMOT, A. VIGNERON, M. COQUERY, H. QUÉAU, E. ARTELLS, J.-H. LIGNOT, O. GEFFARD & J. ISSARTEL 2017. Osmoregulatory responses to cadmium in reference and historically metal contaminated *Gammarus fossarum* (Crustacea, Amphipoda) populations. ---- *Chemosphere* 180, 412-422.

DeLORENZO, M. E., P. B. KEY, K. W. CHUNG, E. PISARSKI, B. SHADDRIX, E. F. WIRTH, P. L. PENNINGTON, J. WEADE, M. FRANCO & M. H. FULTON 2017. Comparative toxicity of two chemical dispersants and dispersed oil in estuarine organisms. ---- *Archives of Environmental Contamination and Toxicology*, in press (i.a. *Leptocheirus plumulosus*).

DE PAULA, D. R., A. C. ALMEIDA & G. B. JACOBUCCI 2016. Reproductive features of sympatric species of *Caprella* (Amphipoda) on the southeastern Brazilian coast: a comparative study. ---- *Crustaceana* 89, 933-947. (Not seen)

DELIC, T., V. SVARA, C. O. COLEMAN, P. TRONTELJ & C. FISER 2017. The giant cryptic amphipod species of the subterranean genus *Niphargus* (Crustacea, Amphipoda). ---- *Zoologica Scripta*, in press. (Many new species, often morphologically almost identical, but with clear molecular differences: *N. alpheus* n. sp. (Cres Island), *N. anchialinus* n. sp. (Sipun, Croatia), *N. antipodes* n. sp. (Cavle Spilja, Croatia), *N. arethusa* n. sp. (Krk island), *N. doli* n. sp. (Brac island), *N. fjakae* n. sp. (Jama pod Orjakom, Croatia), and *N. pincikovae* n. sp. (Pincikova, Croatia).

DICK, J. T. A., M. E. ALEXANDER, A. RICCIARDI, C. LAVERTY, P. O. DOWNEY, M. XO, J. M. JESCHKE, W.-C. SAUL, M. P. HILL, R. WASSERMAN, D. BARRIOS-O'NEILL, O. L. F. WEYL & R. H. SHAW 2017. Functional responses can unify invasion ecology. ---- *Biological Invasions* 19, 1667-1672. (See also critique and rebuttal on pp1673-1678.)

DICK, J. T. A., C. LAVERTY, J. J. LEMMON, D. BARRIOS-O'NEILL, P. J. MENSINK, J. R. BRITTON, V. MEDOC, P. BOETS, M. E. ALEXANDER, N. G. TAYLOR, A. M. DUNN, J. HATCHER, P. J. ROSEWARNE, S. CROOKES, H. J. MacISAAC, M. XU, A. RICCIARDI, R. J. WASSERMAN, B. R. ELLENDER, O. L. F. WEYL, F. E. LUCY, P. B. BANKS, J. A. DODD, C. MacNEIL, M. R. PENK, D. C. ALDRIDGE & J. M. CAFFREY 2017. Invader Relative Impact Potential: a new metric to understand and predict the ecological impacts of existing, emerging and future invasive alien species. ---- *Journal of Applied Ecology* 54, 1259-1267.

DIJKSTRA, J. A., L. G. HARRIS, K. MELLO, A. LITTERER, C. WELLS & C. WARE 2017. Invasive seaweeds transform habitat structure and increase biodiversity of associated species. ---- *Journal of Ecology*, in press

DIONNE, K., F. DUFRESNE & C. NOZAIS 2016. Variation in $\delta^{13}\text{C}$ and $\delta^{15}\text{N}$ trophic enrichment factors among *Hyalella azteca* amphipods from different lakes. ---- *Hydrobiologia* 781, 217-230.

DOBRYZCKA-KRAHEL, A. 2016. *Ponto-Caspian crustaceans in the Baltic Sea: causes, consequences, prospects*. ---- Pp 1-18 in V. Alvarado (ed.). Crustaceans. Nova Sciences Publishers, Inc.

DUFFY, G. A., Z. R. S. GUTTERIDGE, M. H. THURSTON & T. HORTON 2016. A comparative analysis of canyon and non-canyon populations of the deep-sea

scavenging amphipod *Paralicella caperesca*. ---- *Journal of the Marine Biological Association UK* 96, 1687-1699.

DUMNICKA, E., J. GALAS & M. KRODKIEWSKA 2017. Patterns of benthic fauna distribution in wells: The role of anthropogenic impact and geology. ---- *Vadose Zone Journal*, 16 art 5

EEREVELD, Ph., L. HÜBNER, G. SCHAEFER & M. ZIMMER 2013. Herbivory on macro-algae affects colonization of beach-cast algal wrack by detritivores but not its decomposition. ---- *Oceanologia* 55, 339-358.

EKINCI, M. & A. MIROGLU 2017. Redescription of *Synurella osellai* Ruffo, 1974 (Crustacea, Amphipoda) from Ordu province (Turkey) with some taxonomic notes. ---- *Turkish Journal of Fisheries and Aquatic Sciences*, in press.

ESMAEILI - RINEH, S., A. SARI, C. FISER & Z. BARGRIZANEH 2017. Completion of molecular taxonomy: description of four amphipod species (Crustacea: Amphipoda: Niphargidae) from Iran and release of database for morphological taxonomy. ---- *Zoologische Anzeiger*, in press. (Deals with *Niphargus hosseiniei* n. sp. (Kermanshah prov.), *N. persicus* n. sp. (Marvdasht, Fars prov.), *N. sohrevardensis* n. sp. (Zanjan, Zanjan prov.), and *N. ilamensis* (Sarab-e-Moord, Ilam prov.).)

EUN, Y, E. A. HENDRYCKS & Y.-H. KIM 2016. The family Hyalidae (Crustacea: Amphipoda: Talitroidea) from Korean waters. 2. The genus *Protohyale* Bousfield & Hendrycks, 2002. ---- *Zootaxa* 4175, 231-248. (Deals with *Protohyale (Boreohyale) magnaocularis* n. sp. (Beomseom Isl., Seoguipo-si), *P. (B.) kajiharai*, *P. (B.) latimana*, *P. (B.) pumila* and *P.(B.) triangulata*. With a key to Korean *Protohyale*.)

FAASSE, M. 2017. The first record of the skeleton shrimp *Caprella scaura* in northwestern Europe (Crustacea: Amphipoda). ---- *Nederlandse Faunistische Mededelingen* 48, 75-78.

FANINI, L., G. ZAMPICININI, C.S. TSIGENOPOULOS, F.R. BARBOZA, J.P. LOZOY A, G. GÓMEZ, E. CELENTANO, D. LERCARI, G.M. MARCHETTI & O. DEFEO 2017. Life-history, substrate choice and Cytocrome Oxidase I variation in sandy beach peracarideans along the Rio de la Plata estuary. ---- *Estuarine, Coastal and Shelf Science* 187, 152-159. (*Atlantorchestoidea brasiliensis* and *Excirrolana armata* studied)

FERDY, J.-B., N. LIU & M. SICARD 2016. Transmission modes and the evolution of feminizing symbionts. ---- *Journal of Evolutionary Biology* 29, 2395-2400.

FERNANDEZ-LABORANS, G., V. FERNANDEZ-GONZALEZ, P. SANCHEZ-JEREZ & A. ROURA 2017. Epibiotic associations between apotomid ciliates *Conidophrys* spp. and amphipods associated with fish farms fouling in the western Mediterranean Sea. ---- *Helgoland Marine Research*, in press. (*Jassa* and *Erichthonius*)

FERRARIO, J., A. MARCHINI, P. BORRELLI, F. GIGLI BERZOLAN & A. OCCHIPINTI-AMBROGI 2016. A fuzzy ' boater' model to detect fouling and spreading risk of non-indigenous species by recreational boats. ---- *Journal of Environmental Management* 182, 198-207.

FIALKOWSKI, W. & P. S. RAINBOW 2017. What can the amphipod crustacean *Talitrus saltator* tell about variations in trace metal bioavailabilities in Baltic Sea coastal waters? ---- *Estuarine, Coastal and Shelf Science*, in press

FIGUEROLA, B., C. ANGULO-PRECKLER, I. NUÑEZ-PONS, L. SALA-COMORERA, C. GARCIA-ALJARO, A. R. BLANCH & C. AVILA 2017. Experimental evidence of chemical defence mechanisms in Antarctic bryozoans. ---- *Marine Environmental Research*, in press. (*Cheirimedon femoratus* one of tests animals.)

FINK, P., J. MOETZNER, R. BERGHOLM & E. v. ELERT 2016. Do insect repellents induce drift behaviour in aquatic non-target organisms? ---- *Water Research* 108, 32-38 (*Gammarus pulex*; no evidence found).

FIŠER, C., M. KONEC, R. ALTHER, V. SVARA & F. ALTERMATT 2016. Taxonomic, phylogenetic and ecological diversity of *Niphargus* (Amphipoda: Crustacea) in the Hölloch cave system (Switzerland). ---- *Systematics and Biodiversity* 15, 218-237. (Nine amphipod species new to Switzerland were found, and three new *Niphargus* species: *N. murimali* n. sp., *N. styx* n. sp. and *N. muotae* n. sp.)

FLOERL, O., L. M. SUNDE & N. BLOECHER 2016. Potential environmental risks associated with biofouling in salmon aquaculture. ---- *Aquaculture Environment Interactions* 8, 407-417.

FLORES, L., R. A. BAILEY, A. ELOSEGI, A. LARRAÑAGA & J. REISA 2016. Habitat complexity in aquatic microcosms affects processes driven by detritivores. ---- *Plos One* 11 (11), e0165065.

FRAIJA-FERNANDEZ, N., M. FERNANDEZ, P. GOZALBES, D. REVUELTA, J. A. RAGA & F. J. AZNAR 2017. . Living in a harsh habitat: epidemiology of the whale louse, *Syncyamus aequus* (Cyamidae), infecting striped dolphins in the Western Mediterranean. --- *Journal of Zoology*, in press.

FRUTOS, I., A. BRANDT & J. C. SORBE 2016. *Deep-sea suprabenthic communities: The forgotten biodiversity*. ---- Pp 1-29 in S. Ross (ed.). *Marine Animal Forests*. Springer International Publishing.

GALIC, N. & V.E. FORBES 2017. Effects of temperature on the performance of a freshwater amphipod. ---- *Hydrobiologia* 785, 35-46. (*Gammarus pseudolimnaeus* eat more and die easier in warmer water.)

GALIC, N., V. GRIMM & V. FORBES 2017. Impaired ecosystem process despite little effects on populations: modeling combined effects of warming and toxicants. ---- *Global Change Biology* 23, 2973-2989 (*Gammarus pseudolimnaeus*.)

GALIPAUD, M., L. BOLLACHE & C. LAGRUE 2017. Variations in infection levels and parasite-induced mortality among sympatric lineages of native amphipods and a congeneric invasive species: Are native hosts always losing? ---- *International Journal for Parasitology: Parasites and Wildlife*, in press (*Gammarus pulex/fossarum* vs *G. roeselii*)

GARCIA, A. F., M. BUENO & F. P. P. LEITE 2016.. The Bostrychietum community of pneumatophores in Araca Bay: an analysis of the diversity of macrofauna. ---- *Journal of the Marine Biological Association UK* 96, 1617-1624. (*Chelorchestia darwinii* very numerous.)

GARCIA-GALAN, M. J., M. SORDET, A. BULETÉ, J. GARRIC & E. VULLIET 2017. Evaluation of the influence of surfactants in the bioaccumulation kinetics of sulfamethoxazole and oxazepam in benthic invertebrates. ---- *Science of the Total Environment*, in press (*Gammarus fossarum*)

GARTNER, H. N., C. CLARKE-MURRAY, M. A. FREY, J. C. NELSON, K. J. LARSON, G. M. RUIZ & T. W. THERRIAULT 2016. Non-indigenous invertebrate

species in the marine fouling communities of British Columbia, Canada. ----- *BioInvasion Records* 5, 205-212. (Nine amphipod species in Table 1)

GASCA, R & W. E. BROWN 2017. Symbiotic associations of crustaceans and a pycnogonid with gelatinous zooplankton in the Gulf of California. ---- *Marine Biodiversity*, in press (10 hyperiid species)

GASCA, R. & S. H. D. HADDOCK 2016. The rare deep-living hyperiid amphipod *Megalanceoloides remipes* (Barnard, 1932): complementary description and symbiosis. ---- *Zootaxa* 4178, 138-144. (From the Gulf of California.)

GATES, A. R., M. SHEADER, J. A. WILLIAMS & L. E. HAWKINS 2017. Infection with cerebral metacercariae of microphallic trematode parasites reduces output in the gammarid amphipod *Gammarus insensibilis* (Stock 1966) in UK saline lagoons. ---- *Journal of the Marine Biological Association UK*, in press.

GAVIRA-O'NEILL, K., J. M. GUERRA-GARCIA, J. MOREIRA & M. ROS 2016. Mobile epifauna of the invasive bryozoan *Tricellaria inopinata*: is there a potential invasional meltdown? ---- *Marine Biodiversity*, in press. (Nine amphipod spp in Table 2)

GEROVASILEIOU, V., C. C. CHINTIROGLOU, D. KONSTANTINOOU & E. VOULTSIADOU 2016. Sponges as "living hotels" in Mediterranean marine caves. ---- *Scientia Marina* 80, 279-289. (Six amphipod spp in Table 1.)

GERRINGER, M. E. , B. N. POPP, T. D. LINLEY, A. J. JAMIESON & J. C. DRAZEN 2017. Comparative feeding ecology of abyssal and hadal fishes through stomach content and amino acid isotope analysis. ---- *Deep-Sea Research I* 121, 110-120.

GESTOSO, I., P. RAMALHOSA, P. OLIVEIRA & J. CANNING-CLODE 2017. Marine protected communities against biological invasions: A case study from an offshore island. ---- *Marine Pollution Bulletin* 119, 72-80 (A Portuguese study.)

GHORBANZADEH ZAFERANI, S. G., A. MACHINCHIAN MORADI, R. MOUSAVI NADUSHAN, A. R. SARI & S. M. R. FATEMI 2015?. Spatial and temporal patterns of benthic macrofauna in Gorgan Bay, south Caspian Sea, Iran. ---- *Iranian Journal of Fisheries Sciences* 16, 252-274.

GISMONDI, E. & J. P. THOMÉ 2016. Transcriptome of the freshwater amphipod *Gammarus pulex* hepatopancreas. ---- *Genomics Data* 8, 91-92.

GLAZIER, D. S. & D. A. PAUL 2017. Ecology of ontogenetic body-mass scaling of gill-surface area in a freshwater crustacean. ---- *Journal of Experimental Biology* 220, 2120-2127. (*Gammarus minus*)

GONÇALVES, S. C. 2016. *Crustaceans from temperate sandy beaches: A possible route for management and conservation strategies.* ---- Pp 105-113 in V. Aldarado (ed.) *Crustaceans*. Nova Sciences Publishers, Inc.

GONZALEZ-ROMERO, P., C. CASSELL & J. M. GUERRA-GARCIA 2016. Maturation time and clinging behavior of the invasive amphipod *Caprella scaura* Templeton, 1836 under laboratory conditions. ---- *Zoologica Baetica* 27, 7-23.

GOOS, J. M., R. D. COTHRAN & P. D. JEYASINGH 2017. Within-population variation in the chemistry of life: the stoichiometry of sexual dimorphism to multiple dimensions. ---- *Evolutionary Biology*, in press (*Hyalella* spp)

GÖRANSSON, P. 2017. Changes of benthic fauna in the Kattegat.—An indication of climate change at mid-latitudes? ---- *Estuarine, Coastal and Shelf Science* 194, 276-285. (General decrease, also in ampeliscids, but *Harpinia* increased)

GORBATENKO, K. M., R. P. GRISHAN & S. P. DUDKOV 2017. Biology and distribution of Hyperiids in the Sea of Okhotsk. ---- *Oceanology* 57, 278-288.

GOUILLIEUX, B., J. M. GUERRA-GARCIA & J. C. SORBE 2017. Additional records of *Elasmopus vachoni* Mateus & Mateus, 1966 (Crustacea: Amphipoda: Meridae) from European waters (Tarifa, southern Spain). ---- *Zootaxa* 4299, 561-571. (A complete redescription, and a key to male European *Elasmopus*.)

GOULDING, T. A., M. R. DE ORTE, D. SZALAY, M. D. BASALLOTE, E. A. DeIVALLS & A. CESAR 2017. Assessment of the environmental impacts of ocean acidification (OA) and carbon capture and storage (CCS) leaks using the amphipod *Hyale youngi*. ---- *Ecotoxicology* 26, 521-533.

GOUVÆIA, D., A. CHAMOT, H. QUÉAU, J. ARMENGAUD, A. SALVADOR & O. GEFFARD 2017. Assessing the relevance of a multiplexed methodology for proteomic biomarker measurement in the invertebrate species *Gammarus fossarum*: a physiological and ecotoxicological study. ---- *Aquatic toxicology*, in press.

GRABOWSKI, M., A. WYSOCKA & T. MAMOS 2017. Molecular species delimitation methods provide new insight into taxonomy of the endemic *Gammarus* species flock from the ancient Lake Ohrid. ---- *Zoological Journal of the Linnean Society* 29, 1-14. (The situation is very complex. Here 3 new taxa are described and named, *G. sywulai* n. sp. (Ohrid lake offshore), *G. cryptosalemaai* n. sp. (from spring on shore of lake) and *G. cryptoparechiniformis* n. sp. (offshore); the latter 2 are morphologically indistinguishable from *G. salemaai* and *G. parechiniformis*, respectively. A preliminary, very nicely illustrated, key to Ohrid *Gammarus* is presented.)

GREGORY, S. J. 2016. On the terrestrial landhopper *Arcitalitrus dorrieni* (Hunt, 1925) (Amphipoda: Talitridae): Identification and current distribution. ---- *Bulletin of the British Myriapod and Isopod group* 29, 1-13. (Distribution in the UK and Ireland)

GRILO, T. F. & R. ROSA 2017. Intersexuality in aquatic invertebrates: Prevalence and causes. ---- *Science of the Total Environment* 592, 714-728.

GRUNBERG, R. L. & M. V. K. SUKHDEO 2016. Temporal community structure in 2 gregarines (*Rotundula gammari* and *Heliospora longissimi*) co-infecting the amphipod *Gammarus fasciatus*. ---- *Journal of Parasitology* 103, 6-13.

GUÐMUNDSÐOTTIR, R., E. KORNOBIS, B. K. KRISTJANSSON & S. PÁLSSON 2017. Genetic analysis of ciliates living on the groundwater amphipod *Crangonyx islandicus* (Amphipoda, Crangonyctidae). ---- *Acta Zoologica*, in press

GULLO, B. S., M. B. VIRGOLINI & E. C. LOPRETTO 2016. (Testis microanatomy and spermatogenesis of the amphipod *Hyalella curvispina* Shoemaker, 1942.) ---- *Neotropical Biology and Conservation* 11, 80-85 (In Spanish)

GUR, D., B. A. PALMER, S. WEINER & L. ADDADI 2017. Light manipulation by guanine crystals in organisms: biogenic scatterers, mirrors, multilayer reflectors and photonic crystals. ---- *Advanced Functional Materials* 27(6-1603514)

GURKOV, A., E. SHCHAPOVA, D. BEDULINA, B. BADUEV, E. BORVINSKAYA, I. MEGLINSKI & M. TIMOFEYEV 2016. Remote *in vivo* stress assessment of aquatic

animals with microencapsulated biomarkers for environmental monitoring. ---- *Scientific Reports* 6, 35427

HAAVISTO, F., R. KOIVIKKO & V. JORMALAINEN 2017. Defensive role of macroalgal phlorotannins: benefits and trade-offs under natural herbivory. ---- *Marine Ecology Progress Series* 566, 79-90.

HAFER, N. 2016. Conflicts over host manipulation between different parasites and pathogens: Investigating the ecological and medical consequences. ---- *BioEssays*, 38, 1027-1037.

HALE, S. S., H. W. BUFFUM, J. A. KIDDEN & M. M. HUGHES 2017. Subtidal benthic invertebrates shifting northward along the US Atlantic coast. ---- *Estuaries and Coasts*, in press

HAN, Q., Q. HAN, J. ZHENG & Q. HAN 2017. Macrobenthic assemblages across a gradient of seagrass habitat in Swan Lake, China. ---- *International Journal of Oceans and Oceanography* 11, 45-61.

HATLEY, J. & N. P. MURPHY 2016. Trouble at the top? Restricted distribution and extreme population isolation in an alpine crustacean assemblage with unexpected lineage diversity. ---- *Freshwater Biology* 61, 1891-1904. (An Australian study. Six lineages of *Neoniphargus* are found.)

HE, Y., B. MEN, X. YANG, Y. LI, H. XU & D. WANG 2017. Investigation of heavy metals release from sediment with bioturbation/bioirrigation. ---- *Chemosphere* 184, 235-243.

HEIJERICK, D. C. & S. CAREY 2017. The toxicity of molybdate to freshwater and marine organisms. III. Generating additional chronic exposure data for the refinement of safe environmental exposure concentrations in the US and Europe. ---- *Science of the Total Environment* 609, 420-428. (*Hyalella azteca*)

HEIM, J. R. 2016. *Are there fitness costs due to the development of pyrethroid resistance in the non-target aquatic amphipod, Hyalella azteca?* ---- M. Sc. Thesis, Southern Illinois University. (Not seen)

HELDT, K. A., S. D. CONNELL, K. ANDERSON, B. D. RUSSELL & P. MUNGULA 2016. Future climate stimulates population out-breaks by relaxing constraints on reproduction. ---- *Scientific Reports* 6, art. 33383.

HELLMANN, C., F. SCHÖLL, S. WORISCHKA, J. BECKER & C. WINKELMANN 2016. River-specific effects of the invasive amphipod *Dikerogammarus villosus* (Crustacea: Amphipoda) on benthic communities. ---- *Biological Invasions* 19, 381-398.

HEMERY, L. G., K. K. POLITANO & S. K. HENKEL 2017. Assessing differences in macrofaunal assemblages as a factor of sieve mesh size, distance between samples, and time of sampling. ---- *Environmental Monitoring and Assessment* 189, 413.

HENRY, Y., G. PISCART, S. CHARLES & H. COLINET 2017. Combined effect of temperature and ammonia on molecular response and survival of the freshwater crustacean *Gammarus pulex*. ---- *Ecotoxicology and Environmental Safety* 137, 42-48.

HERMABESSIÈRE, L., A. DEHAUT, I. PAUL-PONT, C. LACROIX, R. JEZEQUEL, P. SOUDANT & G. DUFLOS 2017. Occurrence and effects of plastic additives on marine environments and organisms: A review. ---- *Chemosphere* 152, 781-792.

HIKI, K., F. NAKAJIMA & T. TOBINO 2016. Causes of highway road dust toxicity to an estuarine amphipod: Evaluating the effects of nicotine. ---- *Chemosphere* 168, 1365-1374. (*Grandidierella japonica*)

HIKI, K., F. NAKAYIMA & T. TOBINO 2017. Application of cDNA-AFLP to biomarker exploration in a non-model species *Grandidierella japonica*. ---- *Ecotoxicology and Environmental Safety* 140, 206-213.

HIRCHE, H.-J., J. LAUDIEN & F. BUCHHOLZ 2016. Near-bottom zooplankton aggregations in Kongsfjorden: implications for pelago-benthic coupling. ---- *Polar Biology* 39, 1897-1912. (*Themisto libellula*, *T. abyssorum* and *T. compressa* and one unidentified sp. in recordings.)

HOLOPAINEN, R., M. LEHTINIEMI, H. E. M. MEIER, J. ALBERTSSON, E. GOROKHOVA, J. KOTTA & M. VIITASALO 2016. Impacts of changing climate on the non-indigenous invertebrates in the northern Baltic Sea by end of the twenty-first century. ---- *Biological Invasions* 18, 3015-3032.

HOVING, H. J. T. & S. H. D. HADDOCK 2017. The giant deep-sea octopus *Haliphron atlanticus* forages on gelatinous fauna. ---- *Scientific Reports* 7, 44952. (A *Vibilia* sp. found with salps in the stomach contents.)

HUDEC, I., C. FIŠER & J. DOLANSKY 2017. *Niphargus diadematus* sp. n. (Crustacea, Amphipoda, Niphargidae), an inhabitant of a shallow subterranean habitat in South Moravia (Czech Republic), ---- *Zootaxa* 4291, 41-60. (Found in spider traps (!) in the Dyje River watershed, Czech Republic. The paper also includes a table listing 19 morphological traits in 64 *Niphargus* species in the *aquilex* aggregate)

HUGHES, L. E. & S. T. AHYONG 2017. The identity of the Australian sand-hopper *Talorchestia pravidactyla* Haswell, 1880 (Amphipoda: Talitridae). ---- *Journal of Crustacean Biology* 37, 53-62. (Species redescribed as *Bellorchestia pravidactyla*; *B. richardsoni* and *B. mariae* turn out to be junior synonyms)

HUGHES, L. E. & T. KAJI 2016. Description of a new species of *Quadrivisio* Stebbing, 1907, from Songkhla Lake, Thailand (Crustacea: Peracarida: Amphipoda: Maeridae). ---- *Raffles Bulletin of Zoology* 64, 351-359. (*Q. meufong* n. sp. . *Q. bengalensis* is redescribed and a key to all species provided.)

HUGHES, L. E. & A. G. B. POORE 2016. *Biancolina japonica* Ishimaru 1996: first record of this burrowing amphipod from Australia and a review of host use in the genus *Biancolina* (Amphipoda: Peracarida: Crustacea). ---- *Marine Biodiversity Records* 9--32

HUMPHREYS, W. F. 2017. *Australasian subterranean biogeography*. ---- Pp 269-294 in M.C.Ebach (ed.): Handbook of Australasian biogeography, Boca Raton, FL. (Not seen)

HYUN, Y. S., H. Y. SONG, J. WOO, B. J. LIM, S. OH & H. S. AN 2016. Rapid development and characterization of microsatellite markers for the sandhopper *Trinorchestia longiramus* Jo, 1988 (Amphipoda, Talitridae) in Korea using a 454 pyrosequencing approach. ---- *Crustaceana* 89, 1701-1715.

IACARELLA, J. C., E. J. HUDGINS, J. T. A. DICK & A. RICCIARDI 2017. Predatory behaviour of an invasive amphipod in response to varying conspecific densities under higher-order predation risk. ---- *Canadian Journal of Fisheries and Aquatic Sciences*, in press. (*Gammarus pulex* in Ireland)

IACIOFANI, D. & S. LO BRUTTO 2016. Re-description of *Orchestia stephenseni* Cecchini, 1928: designation of neotype and senior synonym to *Orchestia constricta* A. Costa, 1853 (Crustacea: Amphipoda: Talitridae) by Reversal of Precedence. ---- *Zootaxa* 4150, 40-60. (*O. constricta* declared a *nomen oblitum*)

IACIOFANI, D. & S. LO BRUTTO 2017. *Parhyale plumicornis* (Crustacea: Amphipoda: Hyalidae): is this an anti-Lessepsian Mediterranean species? Morphological, remarks, molecular markers and ecological notes as tools for future records. ---- *Systematics and Biodiversity* 15, 238-252.

ILTIS, C., F. X. DECHAUME-MONTCHARMONT, M. GALIPAUD, J. MOREAU, L. BOLLACHE & P. LOUAPRE 2017. The curse of being single: both male and female *Gammarus pulex* benefit energetically from precopulatory mate guarding. ---- *Animal Behaviour* 130, 67-72

INOSTROZA, P. A. , I. VERA-ESCALONA, A.-J. WICHT, M. KRAUSS, W. BRACK & H. NORF 2016. Anthropogenic stressors shape genetic structure: insights from a model freshwater population along a land use gradient. ---- *Environmental Science & Technology* 50, 11346-11356.

IVANOVA, N. Y. & S. D. GREBELNYI 2017. On the food of the Antarctic sea anemone *Urticinopsis antarctica* Carlgren, 1927 (Actiniidae, Actiniaria, Anthozoa). ---- *Journal of the Marine Biological Association UK* 97, 29-34. (3 specimens of *Conicostoma* sp apparently symbionts.)

IWASA-ARAI, T., A. S. FREIRE, A. C. COLOSIO & C. S. SEREJO 2016. Ontogenetic development and redescription of the whale louse *Cyamus boopis* Lütken, 1870 (Crustacea: Amphipoda: Cyamidae), ectoparasite of humpback whale *Megaptera novaeangliae* (Mammalia: Cetacea: Balaenopteridae). ---- *Marine Biodiversity*, in press (A lectotype is chosen. Table 1 lists the 7 species of whale lice reported from Brazil) (Unsure when this was finally publishes WV)

IWASA-ARAI, T., S. SICILIANO & C. S. SEREJO 2017. Life history told by a whale louse: a possible interaction of a southern right whale *Eubalaena australis* calf with humpback whale *Megaptera novangliae*. ---- *Helgoland Marine Research* 71-6 (*Cyamus boopis* found on stranded right whale in Brazil.)

JACKSON, M. C., R. J. WASSERMAN, J. GREY, A. RICCIARDI, J. T. A. DICK & M. E. ALEXANDER 2017. Novel and disrupted trophic links following invasion in freshwater ecosystems. ---- *Advances in Ecological Research* 57, 55-97.

JAKOB, L., D. S. BEDULINA, D. V. AXENOV-GRIBANOV, M. GINZBURG, Z. M. SHATILINA, Y. A. LUBYAGA, E. V. MADYAROVA, A. N. GURKOV, M. A. TIMOFEYEV, H. O. PORTNER, F. J. SARTORIS, R. ALTENBURGER & T. LUCKENBACH 2017. Uptake kinetics and subcellular compartmentalization explain lethal but not sublethal effects of cadmium in two closely related amphipod species. ---- *Environmental Science & Technology* 51, 7208-7218.. (*Eulimnogammarus cyanus* and *E. verrucosus*.)

JAMES, W. R. & J. B. McCLINTOCK 2017. Anti-predator responses of amphipods are more effective in the presence of conspecific chemical cues. ---- *Hydrobiologia* 797, 277-288..

JAMIESON, A. J., T. MALKOCS, S. B. PIERTNEY, T. FUJII & Z. ZHANG 2017. Bioaccumulation of persistent organic pollutants in the deepest ocean fauna. ---- *Nature Ecology and Evolution* 1, e 0051 (Two *Hirondellea* spp and *Bathycallisoma schellenbergi* from 10 000m deep contained PCBs and PBDs!!)

JANIAK, D. S., J. N. ADAMS, B. RUBINOFF & R. W. OSMAN 2016. Predator-prey interactions of the polyclad, *Euplona gracilis*, and the amphipod, *Apocorophium lacustre*, in the Chesapeake Bay. ---- *Estuaries and Coasts* 40, 511-523. (*Euplona* is a significant predator of *Apocorophium*.)

JARAMILLO, E., J. E. DUGAN, D. M. HUBBARD, H. CONTRERAS, C. DUARTE, A. ACUÑA & D. S. SCHOEMAN 2017. Macroscale patterns in body size of intertidal crustaceans provide insights on climate change effects. ---- *Plos One* 12(5), e0177116. (i.a. *Orchestoidea tuberculata*)

JAZDZEWSKA, A. M. & J. SICINSKI 2017. Assemblages and habitat preferences of soft bottom Antarctic Amphipoda: Admiralty Bay case study. ---- *Polar Biology*, in press.

JELASSI, R., H. KHEMAISSIA, M. ZIMMER, D. GARBE-SCHÖNBERG & K. NASRI-AMMAR 2017. Influence of environmental conditions on the distribution of Amphipoda, Talitridae, in the lagoon complex of Ghar El Melh (north-east of Tunisia). ---- *African Journal of Ecology*, in press

JEPPE, K. J., C. R. KELLAR, S. MARSHALL, V. COLOMBO, G. M. SINCLAIR & V. PETTIGROVE 2017. Bifenthrin causes toxicity in urban stormwater wetlands: Field and laboratory assessment using *Austrochiltonia* (Amphipoda). ---- *Environmental Science & Technology* 51, 7254-7262.

JERMACZ, Ł., A. DZIERŻYŃSKA-BIAŁOŃCZYK & A. KOBAK 2016. Predator diet, origin or both? Factors determining responses of omnivorous amphipods to predation cues. ---- *Hydrobiologia* in press. DOI:10.1007/s10750-106-2917-1

JERNELÖV, A. 2017. *Zebra mussels in western Europe and North America*. ---- Pp 11-30 in A. Jernelöv. The long term fate of invasive species. Springer International Publishing.

JIMENEZ CAMPEAN, A. & C. O. COLEMAN 2017. A new species of *Sicafodia* Just, 2004 (Crustacea, Amphipoda, Sicafodiidae) from the North Atlantic. ---- *Marine Biodiversity*, in press (S. *iceage* n. sp. from 61°54' N, 10°13' W)

JOHANNESSEN, E., L.L. JØRGENSEN, M. FOSSHEIM, R. PRIMICERIO, M. GREEN ACRE, P.A. LJUBIN, A.V. DOLGOV, R.B. INGVALDSEN, N.A. ANISIMOVA & I.E. MA NUSHIN 2017. Large-scale patterns in community structure of benthos and fish in the Barents Sea. ---- *Polar Biology* 40, 237-246. (A few amphipods mentioned as drivers, trawl-based data.)

JOHNSON, L. E. & R. T. PAINE 2016. Consistency in a marine algal-grazer interaction over multiple scales. ---- *Journal of Phycology* 52, 942-950. (Not seen)

JUDGE, J. & J. P. BARRY 2016. Macroinvertebrate community assembly on deep-sea wood falls in Monterey Bay is strongly influenced by wood type. ---- *Ecology* 97, 3031-3043. (*Bathyceradocus* n. sp., *Seba bathybia* and *Paronesimoides voightae*.)

JUNG, T. W., H. K. CHOI, M.-S. KIM & S. M. YOON 2017. Two new species of amphipods (Crustacea: Amphipoda, Photidae) from Korean waters with re-description of *Gammaropsis longipropodi*. ---- *Zootaxa* 4300, 380-402. (Deals with

Gammaropsis longipropodi, *Photis stridulus* n. sp. (Maando Island) and *Podoceropsis clavapes* n. sp. (Somaemuldo Island).)

JUNG, T. W., M.-S. KIM, H.-Y. SOH & S. M. YOON 2016. A new species of *Eusirus* from Jeju Island, Korea (Crustacea, Amphipoda, Eusiridae). ---- *ZooKeys* 640, 19-35. (*E. bulbodigitus* n. sp., with a key to N. Pacific *Eusirus*.)

JUNG, T. W., J. G. KIM & S. M. YOON 2016. Two new species of pontogeneiid amphipods (Crustacea, Senticaudata, Calliopiidae) from Korean waters. ---- *ZooKeys* 635, 53-79. (Deals with *Eusiroides pilopalpus* n. sp. (Jeju Island) and *Paramoera dentipleurae* n. sp. (also Jeju Island).)

JUNG, T. W. & S. M. YOON 2016. *Nanopalpus*, replacement name for the Korean nuuanuid amphipod *Parvipalpus* Jung & Yoon, 2016 (Crustacea: Amphipoda: Nuuanuidae), preoccupied by *Parvipalpus* Mayer, 1890 (Crustacea: Amphipoda: Caprellidae). ---- *Journal of Natural History* 50, 3029-3030..

JUST, J. 2017. Siphonoecetini Just, 1983 (Crustacea, Amphipoda, Ischyroceridae) 11: *Cephaloecetes schioettei* sp. nov. from The Philippines. ---- *Zootaxa* 4272, 496-500.

KAIM-MALKA, R. A., D. BELLAN-SANTINI & J.-C. DAUVIN 2016. On some *Haploops* species collected in the North Atlantic Ocean with the description of *Haploops islandicus* n. sp. (Crustacea: Gammaridea: Ampeliscidae) (Contribution to the knowledge of the genus *Haploops*.8.). ---- *Zootaxa* 4179, 42-76. (Deals with *Haploops carinata* Liljeborg, 1855 (revived), *H. setosa*, *H. robusta* Sars, 1891 (revived) and *H. islandica* n. sp. (66°59'N, 8°48'W, 1630m). A synoptic table compares the four species, and an illustrated key to all species in the genus is presented.)

KALINKINA, N., A. SIDOROVA, T. POLYAKOVA, N. BELIKNA, N. BEREZINA & I. LITVINOVA 2016. (Decline in the deepwater benthic communities abundance in the Onego Lake under multifactor influence.) ---- *Principy Ekologii* 5, 47-68. (In Russian)

KELLER, R. P., G. HABEEH, T. HENRY & J. BRENNER 2017. Non-native amphipod, *Apocorophium lacustre* (Vanhoffen, 1911), in the Illinois River and Chicago Area Waterway System. ---- *Management of Biological Invasions* 8, in press.

KENCHINGTON, E., I. YASHAYAEV, O. S. TENDAL & H. JØRGENSEN 2017. Water mass characteristics and associated fauna of a recently discovered *Lophelia pertusa* (Scleractinia: Anthozoa) reef in Greenlandic waters. ---- *Polar Biology* 40, 321-337. (*Caprella rinki*, *Gitana cf rostrata* and a stegocephalid reported)

KHEDHRI, I., H. DJABOU & A. AFLI 2016. Does increased connectivity with the Mediterranean Sea improve the ecological status of the macroinvertebrates in the lagoon of Boughrara (SW Mediterranean)? ---- *Community Ecology* 17, 156-166.

KHODADADINA, M., KARIMZADEH, K. & ZAHMATKESH, A. 2016. Total lipid, fatty acid composition and lipid peroxidation of *Pontogammarus maeoticus* (Crustacea, Amphipoda, Pontogammaridae) in Caspian Sea, Iran. ---- *Aquaculture, Aquarium, Conservation & Legislation - International Journal of the Bioflux Society* 9(5), 985-992.

KNIGHT, C. A., J. M. R. HUGHES & T. JOHNS 2017. What drives non-native amphipod distributions in the river Thames? The role of habitat and human activity on species abundance. ---- *Crustaceana* 90, 399-416.

KO, A., K. H. PARK & S.-G. JO 2017. First record of *Sinocorophium homoceratum* (Yu, 1938) (Crustacea, Amphipoda, Corophiidae) from Korea. ---- *Ocean Science Journal* 52, 277-281. (Species is redescribed and illustrated.)

KOBAK, J., Ł. JERMACZ, D. RUTKOWSKA, P. PAWŁOWSKA, L. WITOWSKA & M. POZNAŃSKA 2016. Impact of predators and competitors on the depth selection of two invasive gammarids. ---- *Journal of Zoology* 301, 174-183. DOI: 10.1111/jzo.12409 (Behaviour of *Dikerogammarus villosus* and *Pontogammarus robustoides* when exposed to a predator goby.)

KOBAK, J., M. POZNANSKA, L. JERMACZ, T. KAKAREKO, D. PRADZYNSKI, M. LODYGOWSKA, K. MONTOWSKA & K. BACELA-SPYCHALSKA 2016. Zebra mussel beds: an effective feeding ground for Ponto-Caspian gobies or suitable shelter for their prey? ---- *Peer Journal*, in press.

KODAMA, M., M N. OHTSUCHI & K. KON 2016. A new species of the genus *Rhinoecetes* Just, 1983 (Crustacea: Amphipoda: Ischyroceridae) from Japan. ---- *Zootaxa* 4169, 133-144. (*Rh. spinicaudus* n. sp. from Nabeta Bay, Shizuoka. A key to all *Rhinoecetes* is provided.)

KODAMA, M. & S. SHIMIZI 2017. Collection of terrestrial amphipods in a yellow pan trap. ---- *Crustaceana* 90, 639-642

KOLAR, B. & A. FINIZIO 2017. Assessment of environmental risks to groundwater ecosystems related to use of veterinary medicinal products. ---- *Regulatory Toxicology and Pharmacology*, in press

KROUPOVA, H. K., O. VALENTOVA, Z. SVOBODOVA, P. SAUER & J. MACHOVA 2017. Toxic effects of nitrite in freshwater organisms: a review. ---- *Reviews in Aquaculture*, in press.

KULIKOVA, N. N., I. V. MEKHANIKOVA, E. P. CHEBYKIN, E. V. VODNEVA, O. A. TIMOSHKVIN & A. N. SUTURIN 2017. Chemical element composition and amphipod concentration function in Baikal littoral zone. ---- *Water Resources* 44, 497-511.

KUNZ, J. L., C. G. INGERSOLL, K. L. SMALLING, A. A. ELSKIN & K. M. KUIVILA 2017. Chronic toxicity of azoxystrobin to freshwater amphipods, midges, cladocerans, and mussels in water-only exposures. ---- *Environmental Toxicology and Chemistry*, in press. (*Hyalella azteca*)

KURIKOVA, P., L. KALOUS & J. PATOKA 2016. Invasive potential of *Dikerogammarus villosus* (Sowinsky) based on climate-match score. ---- *Mendel Net* (2016), 314-318

LABAUDE, S., F. CÈZILLY & T. RIGAUD 2017. Temperature-related intraspecific variability in the behavioral manipulation of acanthocephalan parasites on their gammarid hosts. ---- *Biological Bulletin* 232, 83-90

LABAUDE, S., Y. MORET, F. CÈZILLY, C. REULAND & T. RIGAUD 2017. Variation in the immune state of *Gammarus pulex* (Crustacea, Amphipoda) according to temperature: Are extreme temperatures a stress?. ---- *Developmental and Comparative Immunology* 76, 25-33..

LABAUDE, S., T. RIGAUD & F. CÈZILLY 2017. Additive effects of temperature and infection with an acanthocephalan parasite on the shredding activity of *Gammarus fossarum* (Crustacea: Amphipoda): the importance of aggregative behavior. ---- *Global Change Biology* 23, 1415-1424.

LABAY, V. 2016. Review of amphipods of the *Melita*-group (Amphipoda: Melitidae) from the coastal waters of Sakhalin Island (Far East Russia). III. Genera *Abludomelita* Karaman, 1981 and *Melita* Leach, 1814. ---- *Zootaxa* 4156, 1-73. (This important monograph deals in depth with the taxa in the *Melita-Abludomelita* group. As a result, a number of taxa are transferred to other genera. The genus *Nurina* is synonymized with *Melita*, while *Paraniphargus* is revived. *Abludomelita rotundactyla* is transferred from *Melita*, with *Megamoera aequidentata* as a junior synonym; it, *A. klitinii* n. sp. (Tatar Strait, SW shelf of Sakhalin Island) and *A. okhotskensis* n. sp. (Kashevarova Shoal, Sea of Okhotsk) are fully described, and a key to *Abludomelita* is presented. In the genus *Melita* s.l. *M. almagosa*, *M. annandalei*, *M. cognata*, *M. dulcicola*, *M. latiflagella*, *M. oba*, and *M. valesi* are transferred to *Paraniphargus*; *Melita awa*, *M. hainanensis* and *M. plumulosa* to *Josephosella*; *Melita amoena*, *M. breviarticulata*, *M. denticulata*, *M. huanghaiensis*, *M. japonica*, *M. machaera*, *M. mucronata*, *M. rotundactyla* and *M. unamoena* to *Abludomelita*; *Melita leioteson*, *M. reidi* and *M. shiomodari* to *Tegano*. Here described is *Melita shimizui sakhalinensis* n. ssp (Aniva Bay, Sea of Okhotsk), and a key to North-Pacific *Melita* is presented. The genus *Paraniphargus* is discussed, and 2 new genera erected: *Barnardomelita* n. gen. for *Melita matilda*, and *Ledoyeromelita* n. gen. for *Melita excavata* and probably also *M. festiva*.)

LACEY, N. C., D. J. MAYOR, T. D. LINLEY & A. J. JAMIESON 2017. Population structure of the hadal amphipod *Bathycallisoma* (*Scopelocheirus*) *schellenbergi* in the Kermadec Trench and New Hebrides Trench, SW Pacific. ---- *Deep-Sea Research II*. In press.

LAGRUE, C. 2017. Impacts of crustacean invasions on parasite dynamics in aquatic ecosystems: A plea for parasite-focused studies. ---- *International Journal for Parasitology: Parasites and Wildlife*, in press.

LAGRUE, C. 2016. Genetic structure and host-parasite co-divergence: evidence for trait-specific adaptation. ---- *Biological Journal of the Linnean Society* 118, 344-358.

LAGRUE, C., K. HEAPHY, B. PRESSWELL & R. POULIN 2016. Strong association between parasitism and phenotypic variation in a supralittoral amphipod. ---- *Marine Ecology Progress Series* 553, 111-125. (*Transorchestia chiliensis*)

LAGRUE, C., R. RINNEVALLI & R. POULIN 2016. Smelling the future: subtle life-history adjustments in response to environmental conditions and perceived transmission opportunities in a trematode. ---- *Parasitology* 144, 464-474. (*Contraecaecum parvum* in amphipods. Not seen)

LAN, Y, J. SUN, R. TIAN, D. H. BARTLETT, R. LI, Y. H. WONG, W. ZHANG, J.-W. QIU, T. XU, L.-S. HE, H. G. TABATA & P.-Y. QIAN 2017. Molecular adaptation in the world's deepest-living animal: Insights from transcriptome sequencing of the hadal amphipod *Hirondellea gigas*. ---- *Molecular Ecology* 26, 3732-3743.

LAVANIEGOS, B. 2016. Changes in composition of summer hyperiid amphipods from a subtropical region of the California current. ---- *Journal of Marine Science* 165, 13-26.

LAVENDER, J. T., K. A. DAFFORN, M. J. BISHOP & E. L. JOHNSTON 2017. Small scale habitat complexity of artificial turf influences the development of associated invertebrate assemblages. ---- *Journal of Experimental Marine Biology and Ecology* 492, 105-112.

LAVERTY, C., D. BRENNER, C. McILWAINE, J. J. LENNON, J. T. A. DICK, F. L. LUCY & K. A. CHRISTIAN 2017..Temperature rise and parasitic infection interact to

increase the impact of an invasive species. ---- *International Journal of Parasitology* 47, 291-296. (*Gammarus pulex* in Ireland)

LAVERTY, C., K. D. GREEN, J. T. A. DICK, D. BARRIOS-O'NEILL, P. J. MENSINK, V. MÉDOC, T. SPATARO, J. M. CAFFREY, F. E. LUCY, P. BOETS, J. R. BRITTON, J. PEGG & C. GALLAGHER 2017. Assessing the ecological impacts of invasive species based on their functional responses and abundances. ---- *Biological Invasions* 19, 1653-1665.

LAYEGHI, Y. & F. MOMTAZI 2017. *Ampithoe qeshmensis* sp. nov. (Amphipoda: Ampithoidae), a new herbivorous amphipod from the Persian Gulf. ---- *Journal of the Marine Biological Association UK*, in press.

LEVINGS, C.D. 2016. *Ecology of salmonids in estuaries around the world: adaptations, habitats and conservation*. ---- University of British Columbia Press. 388p (online appendices). (Includes several references and examples of the role of estuarine amphipods in salmonid food webs.)

LEWIS, N. S. & S. K. HENKEL 2016. Characterization of ecosystem structure within transplanted and natural eelgrass (*Zostera marina*) beds. ---- *Northwest Science* 90, 355-375.

LEWIS, S. E., J. G. FREUND & M. BEAVER 2017. Consumption of native Green Ash and nonnative Common Buckthorn leaves by the amphipod *Gammarus pseudolimnaeus*. ---- *American Midland Naturalist* 177, 100-111.

LIM, H., J. CHOI & S. CHOI 2016. The community structure of mesozooplankton and its spatial distribution in the subtidal region off the Namhaedo Island, south coast of Korea. ---- *The Sea* 21, 11-23. (*Eriopisella sechellensis* dominant)

LIM, J. H. C., B. A. R. AZMAN, I. TAKEUCHI & B. H. R. OTHMAN 2017. *Pseudaeginella telukrimau* sp. n., a new species of caprellid (Crustacea: Amphipoda) from Malaysia. ---- *Zootaxa* 4282, 62-72. (From coral reef at Pulau Besar, Johor, Malaysia)

LISCHKA, S. & W. HAGEN 2016. Seasonal dynamics of mesozooplankton in the Arctic Kongsfjord (Svalbard) during year-round observations from August 1998 to July 1999. ---- *Polar Biology* 39, 1859-1878. (*Themisto abyssorum* and unidentified amphipods in table 1, but mainly copepods discussed)

LITTLE, S., P. J. WOOD & M. ELLIOTT 2017. Quantifying salinity-induced changes on estuarine benthic fauna: The potential implications of climate change. ---- *Estuarine, Coastal and Shelf Science*, in press.

LO BRUTTO, S. 2017. A finding at the Natural History Museum of Florence affords the holotype designation of *Orchestia stephensi* Cecchini, 1928 (Crustacea: Amphipoda: Talitridae). ---- *Zootaxa* 4231, 569-572.

LOBANOVA, A. I. & Y. A. SHUSTIN 2017. (Characteristic features of nutrition habits inherent to fish species found in the littoral zone of the lake Onego.). ---- ??????, 2(163), 52-56. (In Russian)

LOPES, M. L., A. M. RODRIGUES & V. QUINTINO 2017. Can the leaf-bag technique detect benthic macrofauna responses to sediment contamination by metals and metalloids in estuaries? ---- *Marine Pollution Bulletin*, in press. (Not really)

LOWRY, J. K. & A. A. MYERS 2016. Zaramillidae, a new amphipod family from the subantarctic Kerguelen Islands (Amphipoda, Senticaudata, Gammaroidea,

Zaramillidae fam. nov.). ---- *Zootaxa* 4169, 387-389. (Contains only *Zaramilla kergueleni*.)

LOWRY, J. K. & A. A. MYERS 2017. A Phylogeny and Classification of the Amphipoda with the establishment of the new order Ingolfiellida (Crustacea: Peracarida). ---- *Zootaxa* 4265, 1-89. (This is a benchmark paper, the final one in the series of monographs on amphipod classification by these authors. The proposed new classification is much too extensive to be repeated here, but the new families are included in the "New Taxa" listings.)

LUARTE, T., C. C. BONTA, E. A. SILVA-RODRIGUEZ, P. A. QUIJON, C. MIRANDA, A. A. FARIAS & C. DUARTE 2016. Light pollution reduces activity, food consumption and growth rates in a sandy beach invertebrate. ---- *Environmental Pollution* 218, 1147-1153. (A Chilean study on *Orchestoidea tuberculata*).

LUCENA-MOYA, P., S. GASCON, D. BOIX, I. PARDO, J. SALA & X. D. QUINTANA 2017. Crustacean assemblages of coastal wetlands from fragmented and scarcely isolated islands compared with the mainland. ---- *Marine & Freshwater Research* 68, 889-899. (Not seen. Compares the Balearic Islands with mainland Catalonia.)

LUNT, J., J. REUSTLE & D. L. SMEE 2017- Wave energy and flow reduce the abundance and size of benthic species on oyster reefs. ---- *Marine Ecology Progress Series* 569, 25-36.

MAAZOUZI, C., C. COUREAU, C. PISCART, M. SAPLAIROLES, N. BARAN & P. MARMONIER 2016. Individual and joint toxicity of the herbicide S-metolachlor and a metabolite, deethylatrazine on aquatic crustaceans: Difference between ecological groups. ---- *Chemosphere* 165, 118-125. (i.a. *Gammarus pulex*, *G. cf. orinos* and *Niphargus rhenorhodanensis*.)

MACHADO, G. B. de O., S. G. L. SIQUEIRA & F. P. P. LEITE 2016. Abundance, performance, and feeding preference of herbivorous amphipods associated with a host alga-epiphyte system. ---- *Journal of Experimental Marine Biology and Ecology* 486, 328-335.

MACHER, J. N., F. LEESE, A. M. WEIGAND & A. ROZENBERG 2017. The complete mitochondrial genome of a cryptic amphipod species from the *Gammarius fossarum* complex. ---- *Mitochondrial DNA, part B: Resources* 2, 17-18.

MacLOUGHLIN, T. M., L. PELUSO & D. J. G. MARINO 2017. Pesticide impact study in the peri-urban horticultural area of Gran La Plata, Argentina. ---- *Science of the Total Environment* 598, 572-580. (*Hyalella curvispina*)

MacMILLAN, M. R., P. T. FLYNN, C. DUARTE & P. A. QUIJON 2016. Near-edge wrack effects in bare sediments: Small scale variation matters in the monitoring of sandy beaches. ---- *Marine Environmental Research* 122, 196-200.

MALEK-HOSSEINI, M.J. & A. ZAMANI 2017. A checklist of subterranean arthropods in Iran. ---- *Subterranean Biology* 21, 19-46. (10 sp of *Niphargus* (all from caves and karstic springs).)

MANKO, M. J., A. W. SŁOMSKA & K. JAZDZEWSKI 2017. Siphonophora of the Gulf of Aqaba (Red Sea) and their associations with crustaceans. ---- *Marine Biology Research* 11, 480-485. (Hyperiid associates listed in Table 2)

MARCHINI, A. & A. CARDECCIA 2017. Alien amphipods in a sea of troubles: cryptogenic species, unresolved taxonomy and overlooked introductions. ---- *Marine Biology* 164, 69-??.

MARCHINI, A., J. FERRARO & E. NASI 2016. Arrival of the invasive amphipod *Grandidierella japonica* to the Mediterranean Sea. ---- *Marine Biodiversity Records* 9, 38.

MARCOCCIA, M. , L. RONCI, E. DE MATTAEIS, A. SETINI , C. PERRINO & S. CANEPARI 2017. *In-vivo* assessment of the genotoxic and oxidative stress effects of particulate matter to *Echinogammarus veneris*. ----*Chemosphere*173, 124-134.

MARIN, I. N. & S. Yu. SINELNIKOV 2016. Impact of anthropogenic pollution on the population of the Baikal amphipod *Gmelinoides fasciatus* (Stebbing, 1899) (Amphipoda: Gammaroidea: Micruropodidae) in the basin of the River Moskva and Moscow City. ---- *Arthropoda Selecta* 25, 267-270. (Abundance strongly decreased in the most polluted areas.)

MARTIN, I. N. & S. Yu. SINELNIKOV 2016. Impact of anthropogenic pollution on the population of the Baikal amphipod *Gmelinoides fasciatus* (Stebbing, 1899) (Amphipoda: Gammaroidea: Micruropodidae) in the basin of the River Moskva and Moscow City. ---- *Arthropoda Selecta* 25, 267-270. (Abundance strongly decreased in the most polluted areas.)

MATSUNO, K., A. YAMAGUCHI, A. FUJIWARA, J. ONODERA, E. WATANABE, N. HARADA & T. KIKUCHI 2016. Seasonal changes in mesozooplankton swimmer community and fecal pellets collected by sediment trap moored at the Northwind Abyssal Plain in the western Arctic Ocean. ---- *Bulletin of the Fisheries Faculty of Hokkaido University* 66, 77- 85. (*Themisto libellula*)

MAUNOURY-DANGER, V. FELTEN, C. BOJLE, F. FRAYSSE, M. C. PONCE, O. DEDOURGE-GEFFARD, A. GEFFARD, F. GUÉROLD & M. DANGER 2017. Metal release from contaminated leaf litter and leachate toxicity for the freshwater crustacean *Gammarus fossarum*. ---- *Environmental Science and Pollution Research*, in press.

McLEOD, L. E. & M. J. COSTELLO 2017. Light traps for sampling marine biodiversity. ---- *Helgoland Marine Research*, 71-6.

MEDEIROS T. B. & L. I. WEBER 2016. Aspects of the reproductive biology of the freshwater/brackish amphipod *Quadrivisio lutzi* (Crustacea, Amphipoda) from an unstable coastal lagoon of southeastern Brazil. ---- *Nauplius* 24, e2016003.

MEHDIPOUR, N. & M. H. GEARMI 2016. Benthic communities on hard substrates and intra-community relation with environmental factors in mesohaline estuaries. ---- *Journal of Fisheries Sciences*10, 23-30. (A Caspian Sea study with *Pontogammarus maeoticus*)

MESA, L. M., I. LINDT, L. NEGRO, M. F. GUTIERREZ, G. MAYORA, J. MONTALTO, M. BALLENT & A. LIFSCHITZ 2017. Aquatic toxicity of ivermectin in cattle dung assessed using microcosms. ---- *Ecotoxicology and Environmental Safety* 144, 422-429. (i.a. *Hyalella*)

MESZNER, U. & M. I. ZETTLER 2016. Die aktuelle Verbreitung von Amphipoda (Crustacea) im Verlauf der Oberen Havel. ---- *Lauterbornia* 81, 57-69 (Eight amphipod species in Table 1)

MEYER, K. S., S. D. BROOKE, A. K. SWEETMAN, M. WOLF & C. M. YOUNG 2017. Invertebrate communities on historical shipwrecks in the western Atlantic: relation to islands. ---- *Marine Ecology Progress Series* 566, 17-26.

MICHEL, L., N. STURARO, A. HEUGHEBAERT & G. LEPOINT 2016. AXiom: Amphipod crustaceans from insular *Posidonia oceanica* seagrass meadows. ---- *Biodiversity Data Journal* 4, e 10109. (A study from Sardinia and Corsica)

MIKKELSEN, N. & T. PEDERSEN 2017. Invasive red king crabs feed on both spawned-out capelin and their eggs. ---- *Marine Ecology Progress Series* 563, 139-155.

MILES, J. C., J. HUA, M. S. SEPULVEDA, C. H. KRUPKE & J. T. HOVERMAN 2017. Effects of clothianidin on aquatic communities: Evaluating the impacts of lethal and sublethal exposure to neonicotinoids. ---- *Plos One* 12(3), e0174171

MIMO, A. F. 2016. *Freshwater crustaceans (Malacostraca) in Connecticut: including some notes regarding their re-population in Connecticut after the Ice Age.* ---- Books.Google.Com. (Not seen)

MOHAN, S. D., T. L. CONNELLY, C. M. HARRIS, K. H. DUNTON & J. W. McCLELLAND 2016. Seasonal trophic linkages in Arctic marine invertebrates assessed via fatty acids and compound-specific stable isotopes. ---- *Ecosphere* 7-8 (6 amphipods, esp. *Onisimus glacialis*.)

MOMTAZI, F., J. LOWRY & M. HEKMATARA 2017. *Persianorchestia*, a new talitrid genus (Crustacea: Amphipoda: Talitridae) from Gulf of Oman, Iran. ---- *Zootaxa* 4238, 119-126. (*Persianorchestia nirvana* n. gen., n. sp. from Gulf of Oman)

MONROY-VELAZQUEZ, L. V., R. E. RODRIGUEZ-MARTINEZ & F. ALVAREZ 2017. Taxonomic richness and abundance of cryptic peracarid crustaceans in the Puerto Morelos Reef National Park, Mexico. ---- *Peer Journal* 5, e3411. (Amphipods listed in Table 1)

MOORE, A. F. P. & J. E. DUFFY 2016. Foundation species identity and trophic complexity affect experimental seagrass communities. ---- *Marine Ecology Progress Series* 556, 105-121. (i.a. *Grandidierella japonica*)

MORAIS, P. & M. REICHARD 2017. Cryptic invasions: A review. ---- *Science of the Total Environment*, in press. (Cryptic invasions are either invasions of non-native lineages within their species native range, or invasions of non-native species, that are not recognized because of misidentification as a different species.)

MOREIRA, L. B., L. A. MARANHO, R. M. BAENA-NOGUERAS, P. A. LARA-MARTIN & M. L. MARTIN-DIAZ 2016. Effects of novobiocin and methotrexate on the benthic amphipod *Ampelisca brevicornis* exposed to spiked sediments. ---- *Marine Environmental Research* 122, 169-177.

MORINO, H. & H. MIYAMOTO 2016. A new talitrid genus and species, *Lowryella wadai*, from estuarine reed marshes of western Japan (Crustacea: Amphipoda: Talitridae). ---- *Species Diversity* 21, 143-149.

MORRIS, L., D. PETCH, D. MAY & W. K. STEELE 2017. Monitoring for a specific management objective: protection of shorebird foraging habitat adjacent to a waste water treatment plant. ---- *Environmental Monitoring and Assessment* 189, art. 208.

MUGGELBERG, L. L., K. E. HUFF HARTZ, S. A. NUTILE, A. D. HARWOOD, J. R. HEIM, A. P. DERBY, D. P. WESTON & M. J. LYDY 2017. Do pyrethroid-resistant *Hyalella azteca* have greater bioaccumulation potential compared to non-resistant populations? Implications for bioaccumulation in fish. ---- *Environmental Pollution* 220, 375-382.

MULAYIM, A., S. B. ARISAL & H. BALKIS 2015. Distribution, diversity and some ecological characteristics of benthic amphipods in the Kapidag Peninsula (Marmara Sea, Turkey). ---- *Oceanological and Hydrobiological Studies* 44, 28-37.

MURCHIN, A. & A. CARDECCIA 2017. Alien amphipods in a sea of troubles: cryptogenic species, unresolved taxonomy and overlooked introductions. ---- *Marine Biology* 164, art. 69.

MYERS, A. A. 2016. Amphipoda (Crustacea) from Palau, Micronesia: families Maeridae and Melitidae. ---- *Zootaxa* 4170, 451-474. (Deals with *Elasmopus alalo*, *E. laminischia* n. sp., *Linguimaera siaes* n. sp., ?*Pareiasmopus setiger* (possibly a species complex), *Quadrimaera pacifica*, *Q. serrata*, and *Dulichchiella belun* n. sp.)

MYERS, A. A., J. K. LOWRY & Z. BILLINGHAM 2016. A new family, genus and species of freshwater amphipod *Australomicroprotopus megacoxa* gen. nov., sp. nov. (Senticaudata, Corophiidea, Microprotopoidea, Australomicroprotopidae fam. nov.) from Australia. ---- *Zootaxa* 4161, 412-418. (From freshwater streams in Victoria.)

MYERS, A. A., J. K. LOWRY & Z. BILLINGHAM 2017. A new genus and species of freshwater Hadziidae, *Fluviadulzura spinicauda* gen. nov., sp. nov. from rivers in Victoria, Australia (Amphipoda). ---- *Zootaxa* 4232, 131-136. (*Fluviadulzura spinicauda* from Meri River, Vic., Australia)

MYERS, A. A., D. McGRATH & W. MUSK 2017. First recorded occurrence of *Cheirocratus robustus* Sars, 1894 in the British Isles. ---- *Marine Biodiversity Records* 10, 3.

MYERS, A. A., J. N. TRIVEDI, S. GOSAVI & K. D. VACHHRAJANI 2017. A new species of genus *Parhyale* Stebbing, 1897 (Crustacea, Amphipoda, Hyalidae) from Gujarat State, India. ---- *Zootaxa* 4294, 593-599. (*P. piloi* n. sp. Shivrajpur village, Gujarat.)

MYKLES, D. L., K. C. BURNETT, D. S. DURICA, B. L. JOYCE, F. M. McCARTHY, C. J. SCHMIDT & J. H. STILLMAN 2016. Resources and recommendations for using transcriptomics to address grand challenges in comparative biology. ---- *Integrative and Comparative Biology* 56, 1183-1191.

NARAHARA-NAKANO, Y., T. NAKANO & K. TOMAHARA 2017. Deep-sea amphipod genus *Eurythenes* from Japan, with a description of a new *Eurythenes* species from off Hokkaido (Crustacea: Amphipoda: Lysianassoidea). ---- *Marine Biodiversity*, in press. (Deals with *E. aequilatus* n. sp. (Sea of Okhotsk off Hokkaido, 1580m) and *E. magellanicus*)

NAUMENKO, S. A., M. D. LOGACHEVA, N. V. POPOVA, A. V. KLEPIKOVA, A. A. PENIN, G. A. BAZYKIN, A. E. ETINGOVA, N. S. MUGUE, A. S. KONDRASHOV & L. Y. YAMPOLSKY 2017. Transcriptome-based phylogeny of endemic Lake Baikal amphipod species flock: fast speciation accompanied by frequent episodes of positive selection. ---- *Molecular Ecology* 26, 536-553. (Not seen)

NAVARRO-BARRANCO, C., L. McNEILL, C. E. WIDDICOMBE, J. M. GUERRA-GARCIA & S. WIDDICOMBE 2017. Long-term dynamics in a soft-bottom amphipod community and the influence of the pelagic environment. ---- *Marine Environmental Research*, in press.

NERETIN, N. Yu. 2016. The morphology and ultrastructure of "amphipod silk" glands in *Ampithoe rubricata* (Crustacea, Amphipoda, Ampithoidae). ---- *Biology Bulletin* 43, 628-642. (Originally published in Russian in 2015)

NIEMILLER, M. L., M. L. PORTER, J. KEANY, H. GILBERT, D. W. FONG, D. C. CULVER, C. S. HOBSON, K. D. KENDALL, M. A. DAVIS & S. J. TAYLOR 2017. Evaluation of eDNA for groundwater invertebrate detection and monitoring: a case study with endangered *Stygobromus* (Amphipoda: Crangonyctidae). ---- *Conservation Genetics Resources*, 1-11. DOI:10.1007/s12686-017-0785-2

NIETO, C., D. A. DOS SANTOS, A. E. IZQUIERDO, J.- S. RODRIGUEZ & H. R. GRAU 2017. Modelling beta diversity of aquatic macroinvertebrates in High Andean wetlands. ----- *Journal of Limnology*, in press (*Hyalella*)

NOVAK, C. A., J. LAUDIEN & R. J. SAHADE 2016. Rising temperatures and sea-ice-free winters affect the succession of Arctic macrozoobenthic soft-sediments communities (Kongsfjorden, Svalbard). ---- *Polar Biology* 39, 2097-2113.

O'GRADY, J. F., L. S. HOELTERS, M. T. SWAIN & D. C. WILCOCKSON 2016. Identification and temporal expression of putative circadian clock transcripts in the amphipod crustacean *Talitrus saltator*. ---- *Peer Journal* 4, e2555

OBER, G. T., G. DIAZ-PULIDO & C. THOMBER 2016. Ocean acidification influences the biomass and diversity of reef-associated turf algal communities. ---- *Marine Biology* 163, art. 204.

OCCHIPINTI-AMBROGI, A., J. FERRARIO & A. MARCHINI 2016. Trans-national dispersal of NIS in the Mediterranean Sea: pathways of secondary spread and control strategies. ---- *EuroMarine Workshop, Ischia* (not seen)

ODABASI, S., D. A. ODABASI, F. CAKIR & D. BAL 2016. A preliminary investigation on the lipid content and fatty acid composition of *Gammarus komareki* (Schäferna 1922) (Crustacea: Amphipoda).. ---- *Turkish Journal of Aquatic Sciences* 31, 59-67.

OJAVEER, H., S. OLENIN, A. NARSCIUS, A.-B. FLORIN, E. EZHOVA, S. GOLLASCH, K. R. JENSEN, M. LEHTINIEMI, D. MINCHIN, M. NORMAN-SAREMBA & S. STRÁKE 2016. Dynamics of biological invasions and pathways over time: a case study of a temperate coastal sea. ---- *Biological Invasions* 19, 799-813 (The Baltic Sea)

ORTIZ, M. & R. LALANA 2016. Estado actual del conocimiento de los anfipodos (Crustacea, Peracarida), de Cuba: Morfología, Historia, Taxonomía y Bibliografía. (Current state of knowledge of the amphipods (Crustacea, Peracarida), of Cuba: Morphology, History, Taxonomy and Bibliography.) ---- *Revista Investigaciones Marinas* 36(1), 1-19. (In Spanish. Table 1 furnishes data on all species described from Cuban waters.)).

ORTIZ, M. & I. WINFIELD 2017. A new species of *Nuuanu* (Crustacea, Amphipoda, Nuuanidae) from a Caribbean coral reef with identification keys to males and females of *Nuuanu* species. ---- *Zootaxa* 4294, 197-208. (*N. jaumei* n. sp from Puerto Morelos reef, Quintana Roo, Mexico.)

OUNIFI-BEN AMOR, K., M. M. BEN AMOR, M. RIFI & J. BEN SOUISSI 2017. Diversity of crustacean species from Tunis Southern Lagoon (Central Mediterranean) after an ecological restoration. ---- *Cahiers de Biologie Marine* 58, 49-67.

ÖZBEK, M., A. TASDEMOR & S. YILDIZ 2016. (Benthic macroinvertebrates of Adigüzel Reservoir (Denizli, Turkey).) ---- *Ege Journal of Fisheries and Aquatic Sciences* 33, 259-263. (In Turkish. *Pontogammarus robustoides*)

PAAR, M., A. VORONKOV, H. HOP, T. BREY, I. BARTSCH, M. SCHWANITZ, C. WIENCKE, B. LEBRETON, R. ASMUS & H. ASMUS 2016. Temporal shift in biomass

and production of macrozoobenthos in the macroalgal belt at Hansneset, Kongsfjorden, after 15 years. ---- *Polar Biology* 39, 2065-2076.

PAGANELLI, D., A. GAZZOLA, M. RODOLFI, R. SCONFIETTI & A. M. PICCO 2017. Trophic preference and preliminary indication of phylloplane fungal influence on the diet of the non-native *Gammarus roeselii* Gervais 1835 (Amphipoda, Gammaridae) in the sub-lacustrine Ticino river basin (Lombardy, Northern Italy): ---- *Italian Journal of Mycology* 46 ,37-47

PAGANELLI, D, A. PANDOLFI & R. SCONFIETTI 2017. First record of eyeless specimens of *Gammarus roeselii* Gervais, 1835 (Amphipoda, Gammaridae) in a small stream of the sub-lacustrine Ticino River basin (Lombardy, Northern Italy). ---- *Atti del Societa Italiano di Scienza Naturale del Museo Civico de Storia Naturale Milano* 4, 105-107.

PASSARELLI, M. C., I. RIBA, A. CESAR, F. SERRANO-BERNARDO & T. A. DeIVALLS 2017. Assessing the influence of ocean acidification to marine amphipods: A comparative study. ---- *Science of the Total Environment* 505, 759-768. (*Ampelisca brevicornis* and *Hyale youngi*)

PAVESI, L. & J. OLESEN 2017. Functional morphology and environmental adaptations of mouthparts in the driftwood amphipod *Macarorchestia remyi* (Schellenberg, 1950), and a comparison with the sandhopper *Talitrus saltator* (Montagu, 1808) (Amphipoda: Talitridae). ---- *Journal of Crustacean Biology* 37, 37-44.

PEART, R. A. 2017. A synopsis and key to the genus *Exampithoe* K.H.Barnard, 1925 (Amphipoda: Senticaudata: Ampithoidae), with descriptions of five new species.. ---- *Journal of Crustacean Biology* 37, 63-75. (Deals with *E. ecklonicola* n. sp. ((Cape Banks, NSW), *E. helenae* n. sp. (Geraldton, W. Austr.), *E. malus* n. sp. Dampier archipelago, W. Austr.), *E. otway* n. sp. Cape Otway, Vict.) and *E. vasse* n. sp. nr Yallingup, W. Austr.). A key to all *Exampithoe* is provided. *E. waratah* is transferred to *Ampithoe*.)

PELLAN, L., V. MÉDOC, D. RENAULT, T. SPATARO & C. PISCART 2016. Feeding choice and predation pressure of two invasive gammarids, *Gammarus tigrinus* and *Dikerogammarus villosus*, under increasing temperature. ---- *Hydrobiologia* 781, 43-54.

PERES, P. A. S., M. AZEVEDO-SILVA & F. P. P. LEITE 2017. Development and characterization of novel microsatellite loci for the amphipod *Cymadusa filosa*. ---- *Marine Biodiversity*, in press.

PEREZ-SCHULTHEISS, J. 2016. Synopsis of the superfamily Lysianassoidea (Amphipoda: Gammaridea) in Chile. ---- *Boletin del Museo Nacional de Historia Natural, Chile* 65, 193-246. (A most welcome critical survey of all that is known of Chilean Lysianassoidea. It contains a fair number of large range extensions, as well as some classificatory changes: the new genus *Exuristes* (type *Uristes yamana*) is erected for *E. yamana* and *E. serratus*, both transferred from *Uristes*, while *Tryphosella schellenbergi* and *T. serrata* are transferred to *Uristes*, and the classification of *Uristes paramoi* in this genus is confirmed. Maps showing the Chilean distribution of all species and a key to Chilean Lysianassoidea are also provided.)

PERRE, C. de, T. M. MURPHY & M. J. LYDY 2017. Mixture toxicity of phostebupirin and cyfluthrin: Species-specific responses. ---- *Environmental Toxicology and Chemistry* 36, 1947-1954 (i.a. *Hyalella azteca*)

PETERS, J. 2017. We've polluted hadal zones (deep sea trenches) before we even could explore them. ---- *Scienceosaurus*, 3 pp

PETERS, K. & T. R. ROBINSON 2017. First record of the marine alien amphipod *Caprella mutica* (Schurin, 1935) in South Africa. ---- *BiolInvasion Records* 6, in press.

PETERS, K., K. SINK & T. B. ROBINSON 2017. Raising the flag on marine alien fouling species. ---- *Management of Biological Invasions* 8, 1-11. (A South African study)

PETROWSKI, S., M. MOLIS, K. SCHACHTL & C. BUSCHBAUM 2016. Do bioturbation and consumption affect coastal Arctic marine soft-bottom communities? ---- *Polar Biology* 39, 2141-2153.

PHILLIPS, I. D., J.-M. DAVIES, M. F. BOWMAN & D. P. CHIVERS 2016. Macroinvertebrate communities in a Northern Great Plains River are strongly shaped by naturally occurring suspended sediments: implications for ecosystem health assessment. ---- *Freshwater Science* 35, 1354- 1364.

POI, A. S. G., M. E. GALASSI, R. P. CARNEVALI & L. I. GALLARDO 2016. Leaf litter and invertebrate colonization: the role of macroconsumers in a subtropical wetland (Corrientes, Argentina). ---- *Wetlands* 37, 135-143. (*Hyalella curvispina*)

POULIN, R. & G. PEREZ-PONCE DE LEON 2017. Global analysis reveals that cryptic diversity is linked with habitat but not mode of life. ---- *Journal of Evolutionary Biology* 30, 641-649.

PROSSER, R. S., A. J. BARTLETT, D. MILANI, E. A. M. HOLMAN, H. IKERT, D. SCHISLER, J. TOITO, J. L. PARROTT, P. L. GILLIE & V. K. BALAKRISHNAN 2017. Variation in the toxicity of sediment-associated substituted phenylamine antioxidants to an epibenthic (*Hyalella azteca*) and endobenthic (*Tubifex tubifex*) invertebrate. ---- *Chemosphere* 181, 250-256.

PROTASOV, E. S., D. V. AXENOV-GRIBANOV, Y. V. REBETS, I. V. VOYTSEKHHOVSKAYA, B. T. TOKOVENKO, Z. M. SHATILINA, A. N. LUSHETSKYY & M. A. TIMOFEYEV 2017. The diversity and antibiotic properties of actinobacteria associated with endemic deepwater amphipods of Lake Baikal. ---- *Antonie van Leeuwenhoek*, in press. (*Ommatogammarus albinus* and *O. flavus*)

PRYGIEL, E., G. BILLON, A. FRANÇOIS, D. DUMOULIN, O. GEFFARD, J. CRIQUET & J. PRYGIEL 2016. Active biomonitoring for assessing effects of metal polluted sediment resuspension on gammarid amphipods during fluvial traffic. ---- *Environmental Pollution* 218, 129-139.

PU, Y., B. LARATTE & R. E. IONESCU 2017. Freshwater sediment characterization factors of copper oxide nanoparticles. ---- *IOP Conference Series Earth and Environmental Science* B, 012020 (*Leptocheirus plumulosus*)

RAMIREZ-LLODRA, E., E. RINDE, H. GUNDERSEN, H. CHRISTIE, C. WITH FAGERLI, S. FREDRIKSEN, J. K. GITMARK, K. NORING, M. G. WALDAY & K. M. NORDERHAUG 2017. A snap shot (sic!) of the short-term response of crustaceans to macrophyte detritus in the deep Oslofjord. ---- *Scientific Reports* 6: 23800.

RAMM, T. & G. SCHOLTZ 2017. No sight, no smell? – Brain anatomy of two amphipod crustaceans with different lifestyles.. ---- *Arthropod Structure and Development*, in press (*Niphargus puteanus* and *Orchestia cavimana*.)

RASTRICK, S. P. S. & N. M. WHITELEY 2017. Comparison of whole animal costs of protein synthesis among polar and temperate populations of the same species of gammarid amphipod. ----- *Comparative Biochemistry and Physiology A* 207, 100-106 (*Gammarus oceanicus*)

RATTANAMA, K., M. S. PATTARATUMRONG, P. TOWATANA & K. WONGKAMHAENG 2016. Three new records of gammarid amphipod in Songkhia Lake, Thailand. ---- *Tropical Life Sciences Research* 27 (Suppl. 1), 53-61 (*Hyale dollfusi*, *Grandidierella megnae* & *Hourstonius japonica*)

REMAIL, T. M., S. L. SIMPSON & D. F. JOLLEY 2017. Effects of enhanced bioturbation intensities on the toxicity assessment of legacy-contaminated sediments. ---- *Environmental Pollution* 226, 335-345. (*Victoriopisa australiensis* and *Melita plumulosa* test animals.)

REMY, F., F. DARCHAMBEAU, A. MELCHIOR & G. LEPOINT 2017. Impact of food type on respiration, fractionation and turnover of carbon and nitrogen stable isotopes in the marine amphipod *Gammarus aequicauda* (Martynov, 1931). ---- *Journal of Experimental Marine Biology and Ecology* 486, 358-367.

RITCHIE, H., A. J. JAMIESON & S. B. PIERTNEY 2017. Population genetic structure of two congeneric deep-sea amphipod species from geographically isolated hadal trenches in the Pacific Ocean. ----- *Deep-Sea Research I* 119, 50-57. (*Paralicella tenuipes* and *P. caperesca*.)

RODRIGUEZ, M., L. C. ARMENDARIZ & A. R. CAPITULO 2017. A new genus and species of Ingolfiellidae (Crustacea, Ingolfiellida) from the hyporheic zone in the Sierra de la Ventana, and its biogeographic relevance. ---- *Zootaxa* 4290, 99-112. (Deals with *Yacana ventania* n. gen. n. sp, a taxon apparently most closely related to the South African ingolfiellids.)

ROLLIN, M., R. COULAUD, M. DANGER, B. SOHM, J. FLAYAC, A. BEC, A. CHAUMOT, O. GEFFARD & V. FELTEN 2017. Additive effect of calcium depletion and low resource quality on *Gammarus fossarum* (Crustacea, Amphipoda) life history traits. ---- *Environmental Science and Pollution Research*, in press.

RONCI, L., E. DE MATTHAEIS, C. CHIMENTI & D. DAVOLOS 2017. Arsenic-contaminated freshwater: assessing arsenate and arsenite toxicity and low-dose genotoxicity in *Gammarus elvirae* (Crustacea: Amphipoda). ---- *Ecotoxicology* 26, 581-588.

ROS, M., M. B. LACERDA & J. M. GUERRA-GARCIA 2017. A new caprellid species (Crustacea: Amphipoda: Senticaudata) from Brazil. ---- *Zootaxa* 4258, 388-400. (*Pseudaeginella arraialensis* n. sp. from Arraial do Cabo, Rio de Janeiro state.)

ROS, M., M. B. LACERDA, M. VAZQUEZ-LUIS, S. MASUNARI & J. M. GUERRA-GARCIA 2016. Studying exotics in their native range: Can introduced fouling amphipods expand beyond artificial habitats? ---- *Biological Invasions* 18, 2983-3000. (*Caprella scaura* and *Paracaprella pusilla*.)

RUFCHAEI, R., S. H. HOSEINIFAR, A. MIRJAZANI & HIEN VAN DOAN 2017. Dietary administration of *Pontogammarus maeoticus* extract affects immune response, stress resistance, feed intake and growth performance of Caspian roach (*Rutilus caspicus*) fingerlings. ---- *Fish & Shellfish Immunology* 63, 196-200

RUIZ-DELGADO, C., J. V. VIEIRA, M. J. REYES-MARTINEZ, C. A. BORZONE, R. OUTERELO, J. E. SANCHEZ-MORALES & F. J. GARCIA-GARCIA 2016. Colonisation patterns of supralittoral arthropods in naturally stranded wrack debris on

Atlantic sandy beaches of Brazil and Spain. ---- *Marine & Freshwater Research* 67, 1634-1643.

SANCHEZ-BAYO, F., K. GOKA & D. HAYASAKA 2016. Contamination of the aquatic environment with neonicotinoids and its implication for ecosystems. ---- *Frontiers in Environmental Science*, 2 Nov., 00071

SAWICKI, T. R., J. R. HOLSINGER, E. A. LAZO-WASEM & R. A. LONG 2017. A new species of subterranean amphipod (Amphipoda: Gammaridea: Crangonyctidae) from Florida, with a genetic analysis of associated microbial mats. ---- *Journal of Crustacean Biology* 37, 285-295, 366. (*Crangonyx sulfurium* Sawicki and Holsinger n. sp.)

SCHEPIS, W. R., T. V. MEDIEROS, S. A. SILVA & D. M. S. ABESSA 2016. (Acute toxicity and contamination by metals in the sediments of the Rio dos Bugres, Ilha de São Vicente, SP.) ---- *Brazilian Journal of Aquatic Sciences and Technology* 20, 42- ?? (In Portuguese)

SCHLACHER T. A., B. M. HUTTON, B. I. GILBY, N. PORCH, G. S. MAGUIRE, B. MASLO, R. M. CONNOLLY, A. D. OLDS & M. A. WESTON 2017. Algal subsidies enhance invertebrate prey for threatened shorebirds: A novel conservation tool on ocean beaches? ---- *Estuarine, Coastal and Shelf Science* 191, 28-38 (An Australian study, where they added wrack to upper beaches and got a large increase in talitrids and insects, that rare plovers feed on.)

SCHMIDT, S. I., M. O. CUTHBERT & M. SCHWIENSTEK 2017. Towards an integrated understanding of how micro scale processes shape groundwater ecosystem functions. ---- *Science of the Total Environment* 592, 215-227.

SCHRAM, J. B., K. M. SCHOENROCK, J. B. McCLINTOCK, C. D. AMSLER & R. A. ANGUS 2016. Seawater acidification more than warming presents a challenge for two Antarctic macroalgal-associated amphipods. ---- *Marine Ecology Progress Series* 554, 81-97. (*Gondogeneia antarctica* and *Paradexamine fissicauda*).

SCHRÖTER, F. 2016. Community structure of amphipods from sediment traps in the eastern Fram Strait - interactions with environmental parameters in a changing Arctic.---- *Master thesis, Eberhard Karls Universität, Tübingen* (not seen)

SEPULVEDA, R. D. & N. VALDIVIA 2017. Macrobenthic community changes of intertidal sandy shores after a mega-disturbance. ---- *Estuaries and Coasts* 40, 493-501 (A Chilean study after earthquake and tsunami)

SEYMOUR, M., K. SEPPÄLÄ, E. MÄCHLER & F. ALTERMATT 2016. Lessons from the macroinvertebrates: species-genetic diversity correlations highlight important dissimilar relationships. ---- *Freshwater Biology* 61, 1819-1829. (*Gammarus fossarum* complex)

SHAW, M. D. & G. C. B. POORE 2016. Types of Charles Chilton's Crustacea with comments on his collections in the Canterbury Museum. ---- *Records of the Canterbury Museum* 30, 25-51.

SHERBAKOV, D. Yu., M. V. KOVALENKOVA & O. O. MAIKOVA 2017- Some results of molecular phylogenetic studies of Baikal endemic invertebrates. ---- *Russian Journal of Genetic Applied Research* 7, 345-349. (Earlier published in Russian..)

SHIMOMURA, M. & K. TOMIKAWA 2016. *Epimeria abyssalis* sp. n. from the Kuril-Kamchatka Trench (Crustacea, Amphipoda, Epimeriidae). ---- *ZooKeys* 638,

125-142. (From 5480m deep, the deepest *Epimeria* ever collected. With a key to N. Pacific *Epimeria*.)

SHIN, M.-H., K. WONGKAMHAENG & W. KIM 2016. A new record of *Parametaphoxus asiaensis* (Hirayama, 1992) (Crustacea: Amphipoda: Phoxocephalidae) from Korea. ---- *Journal of Species Research* 5, 533-538.

ŠIDAGYTĖ, E., S. SOLOVJOVA, V. ŠNIAUKSTAITE, A. ŠIAULYS, S. OLENIN & K. ARBAČIAUSKAS 2016. The killer shrimp *Dikerogammarus villosus* (Crustacea, Amphipoda) invades Lithuanian waters, south-eastern Baltic Sea. ---- *Oceanologia* 59, 85-91.

SIDOROV, D. A., A. D. KATZ, S. J. TAYLOR & M. V. CHERTOPRUD 2016. A reassessment of the phylogenetic utility of genus-level morphological characters in the family Bogidiellidae (Crustacea, Amphipoda), with description of a new species of *Eobogidiella* Karaman, 1981. ---- *ZooKeys* 610, 23-43. (*Eobogidiella venkataramani* n. sp., known from a single specimen from the Shirawati River basin, Western Ghats, India. The authors discuss the value of various morphological characters in the Bogidiellidae, and consider the generic placement of the present new taxon as preliminary.)

SIDOROV, D. A. & G. V. SAMOKHIN 2016. *Kruberia abchasica*, a new genus and species of troglobiont amphipods (Crustacea: Gammaridae) from Krubera Cave (Western Transcaucasia). ---- *Arthropoda Selecta* 23, 371-379. (This new genus is close to the typhlogammarids, recently merged with Gammaridae by Sket and Hou)

SILVA-CAMACHO, D. de S, R. de S. GOMES, J. N. S. SANTOS & F. G. ARAUJO 2017. Distribution of benthic fauna in sediment grains and prop roots of a mangrove channel in south-eastern Brazil. ---- *Journal of the Marine Biological Association UK* 97, 377-385. (*Chelorchestia darwini* numerous on prop roots)

SMEE, D. L., J. A. SANCHES, M. DISKIN & C. TRETTIN 2017. Mangrove expansion into salt marshes alters associated faunal communities. ---- *Estuarine, Coastal and Shelf Science* 187, 306-313.

SMITH, M. E. & P. G. FAIRWEATHER 2016. Effects of proximity to stormwater on the sandy-beach macrofaunal assemblages of metropolitan Adelaide, South Australia. ---- *Marine Environmental Research* 122, 76-81.

SMITH, R. J., J. S. ATWERTSON, E. LAUNER, S. S. TOBE, E. MORELLO, R. LIJS, S. MARRI & J. G. MITCHELL 2016. Stygofauna enhance prokaryotic transport in groundwater ecosystems. ---- *Scientific Reports* 6, art. 32738.

SONG, S. J., J. PARK, J. RYU, H. S. RHO, W. KIM & J. S. KIM 2017. Biodiversity hotspots for marine invertebrates around the Dokdo, East Sea, Korea. Ecological checklist revisited. ---- *Marine Pollution Bulletin* 119, 162-170.

SORRENTINO, R., J. ALVES, R. JOHANSSON & A. R. SENNA 2016. A new species of Cyphocarididae (Crustacea, Amphipoda, Lysianassoidea) from off the northeastern Brazilian coast. ---- *Zootaxa* 4161, 345-356. (*Cyphocaris pedroi* n. sp., from a tuna stomach, St Peter and St Paul Archipelago. With a key to world *Cyphocaris* species.)

SOUZA, C. S. de, L. R. da CONCEIÇÃO & P. de OLIVEIRA MAFALDA JUNIOR 2016. Hyperiid amphipods around the seamounts and islands off northeastern Brazil. ---- *Brazilian Journal of Oceanography* 64(4), 339-352. <http://dx.doi.org/10.1590/S1679-8759201612330640> (Data on 36 species, of which 13 are new to the region.)

SPIKKELAND, I., B. KINSTEN, G. KJELLBERG, J.P. NILSSEN & R. VÄINÖLÄ 2016. The aquatic glacial relict fauna of Norway - an update of distribution and conservation status. ---- *Fauna Norvegica* 36, 51-65. (Amphipods are *Gammaracanthus lacustris*, *Pallaseopsis quadrispinosa* and *Monoporeia affinis*)

SPIKKELAND, I., K. M. OLSEN, B. KINSTEN & G. KJELLBERG 2016 (The freshwater amphipod *Crangonyx pseudogracilis* shown to occur in Norway). ---- *Fauna, Oslo* 69, 24-34. (In Norwegian. Found on Jæren, SW Norway in 2012)

SPILMONT, N., A. HACHET, M. A. FAASSE, J. JOURDE, C. LUCZAK, L. SCURONT & C. ROLET 2016. First records of *Ptilohyale littoralis* (Amphipoda: Hyalidae) and *Boccardia proboscidea* (Polychaeta: Spionidae) from the coast of the English Channel: habitat use and coexistence with other species. ---- *Marine Biodiversity*, in press. (*P. littoralis* found in numbers at Wimereux, Pas de Calais) (NB. I can't find it WV)

STAMATAKI, E. & A. PAVLOPOULOS 2016. Non-insect crustacean models in developmental genetics including an encomium to *Parhyale hawaiiensis*. ---- *Current Opinion in Genetics and Development* 39, 149-156. (Encomium means fulsome, enthusiastic praise; I looked it up)

STOLER, A. B., B. M. WALKER, W. D. HINTZ, D. K. JONES, L. LIND, B. M. MATTES, M. S. SCHULER & R. A. RELYEA 2017. Combined effects of road salt and an insecticide on wetland communities. ---- *Environmental Toxicology and Chemistry* 36, 771-779

STOM, D. I., G. O. ZHDANOVA, M. N. SAKSONOV, A. E. BALAYAN & M. Y. TOLSTOY 2017. Light avoidance in Baikalian amphipods as a test response to toxicants. ---- *Contemporary Problems of Ecology* 10, 77-83. (*Eulimnogammarus vittatus*)

STRAUB, S., P. E. HIRSCH & P. BURKHARDT-HOLM 2017. Biodegradable and petroleum-based microplastics do not differ in their ingestion and excretion but in their biological effects in a freshwater invertebrate *Gammarus fossarum*. ---- *International Journal of Environmental Research and Public Health* 14, 774

STRAUSFELD, N. J., X. MA & G. D. EDGECOMBE 2016. Fossils and the evolution of the arthropod brain. ---- *Current Biology* 26, R989-R1000.

STRODE, E., M. JANSONS, I. PURINA, M. BALODE & N. A. BEREZINA 2017. Sediment quality assessment using survival and embryo malformation tests in amphipod crustaceans: The Gulf of Riga, Baltic Sea AS case study. ---- *Journal of Marine Systems* 172, 93-103

STUBBINGTON, R., J.-P. HOGAN & P. J. WOOD 2017. Characterization of the density and body size of a *Gammarus pulex* (Crustacea: Amphipoda) population in subsurface sediments reflects the sampling technique used. ---- *Hydrobiologia* 788, 293-303.

SUAREZ-JIMENEZ, R., C. D. HEPBURN, G. A. HYNDES, R. J. McLEOD, R. B. TAYLOR & C. L. HURST 2017. Importance of the invasive macroalga *Undaria pinnatifida* as trophic subsidy for a beach consumer. ---- *Marine Biology* 164, art. 113 (A New Zealand study, featuring *Bellorchestia quoyana*.)

SURES, B., M. NACHEV, M. PAHL, D. GRABNER & C. SELBACH 2017. Parasites as drivers of key processes in aquatic ecosystems: Facts and future directions. ---- *Experimental Parasitology*, in press.

SUZUKI, Y., T. NAKANO, S. T. NGUYEN, A. T. T. NGUYEN, H. MORINO & K. TOMIKAWA 2017. A new landhopper genus and species (Crustacea: Amphipoda: Talitridae) from the Anamite Range, Vietnam. ---- *Raffles Bulletin of Zoology* 65, 304-315. (*Solitroides motokawai* n. gen, n. sp. from Ngoc Linh, Kon Tum prov. Vietnam. With a key to Vietnamese talitrids)

TAGHOR, G. L., P. A. RAMEY, C. M. FULLER, R. F. PETRECCA & J. P. GRASSLE 2017. Benthic community structure and sediment properties in Barnegat Bay, New Jersey, before and after hurricane Sandy. ---- *Estuaries and Coasts* 40, 160-172. (Numbers of ampeliscids greatly increased after hurricane).

TATO, R. & J. MOREIRA 2017. Two new species of the suborder Senticaudata (Crustacea: Amphipoda) from the upper continental slope off Galicia (NW Iberian Peninsula). ---- *Zootaxa* 4300, 217-237. (Deals with *Pareurystheus vitucai* n. sp. and *Photis guerrai* n. sp. (both Ferrol Canyon, 43°54'N, 8°57'W, 1005m) Keys to the genera of *Protomedeiinae*, to *Pareurystheus* species and to Atlantic *Photis* species are provided.)

TAUPP, T., C. HELLMANN, R. GERGES, C. WINKELMANN & M. A. WETZEL 2017. Life under exceptional conditions—Isotopic niches of benthic invertebrates in the estuarine maximum turbidity zone. ---- *Estuaries and Coasts* 40, 502-512. (A study from the Elbe estuary, with i.a. *Bathyporeia pilosa*.)

TAYLOR, J., T. KRUMPEN, T. SOLTWEDEL, J. GUTT & M. BERGMANN 2017. Dynamic benthic megafaunal communities: Assessing temporal variations in structure, composition and diversity at the Arctic deep-sea observatory HAUSGARTEN between 2004 and 2015. ---- *Deep-Sea Research I* 122, 81-94.

TAYLOR, N. G. & A. M. DUNN 2017. Size matters: predation of fish eggs and larvae by native and invasive amphipods. ---- *Biological Invasions*, 19, 89-107.

THIBAUT, T., A. BLANFUNÉ, C. F. BOUDOURESQUE, S. PERSONNIC, S. RUITTON, E. BALLESTEROS, D. BELLAN-SANTINI, C. N. BIANCHI, S. BUSSOTTI, E. CEBRIAN, A. CHEMINEÉ, J.-M. CULIOLI, S. DERRIEN-COURTEL, P. GUIDETTI, M. HARMELIN-VIVIEN, B. HEREU, C. MOTTI, J.-C. POGGIALE & M. VERLAQUE 2017. An ecosystem-based approach to assess the status of Mediterranean algae-dominated shallow rocky reefs. ---- *Marine Pollution Bulletin* 117, 311-329.

THOMPSON, P. A., E. F. ROSEMAN, K. M. KEELER, T. P. O'BRIEN & D. A. BOWSER 2017. Continued feeding on *Diporeia* by deepwater sculpin in Lake Huron. ---- *Environmental Biology of Fishes*, in press

TOMIKAWA, K. 2016. *Species diversity and phylogeny of freshwater and terrestrial gammaridean amphipods (Crustacea) in Japan*. ---- Pp 249-266 in M. Motokawa & H. Kajihara (eds). *Species diversity of animals in Japan*. Springer, Japan.

TOMIKAWA, K., M. KYONO, K. KURIBAYASHI & T. NAKANO 2017. The enigmatic groundwater amphipod *Awacaris kawasawai* revisited: synonymisation of the genus *Sternomoera*, with molecular phylogenetic analyses of *Awacaris* and *Sternomoera* species (Crustacea: Amphipoda: Pontogeneiidae). ---- *Invertebrate Systematics* 31, 125-140. (Not seen. *Sternomoera* is synonymized with *Awacaris*.)

TOMIKAWA, K., T. NAKANO, A. SATO, Y. ONODERA & A. OHTAKA 2016. A molecular phylogeny of *Pseudocrangonyx* from Japan, including a new subterranean species (Crustacea, Amphipoda, Pseudocrangonyctidae). ---- *Zoosystematics and Evolution* 92, 187-202. (Deals with *Pseudocrangonyx gudariensis* Tomikawa & Sato n. sp. from the Aomori pref., N. Honshu. There are several as yet undescribed species in this genus in Japan.)

TOMIKAWA, K., H. TANAKA & T. NAKANO 2016. A new species of the rare genus *Priscomilitaris* from the Seto Inland Sea, Japan (Crustacea, Amphipoda, Priscomilitaridae). ---- *ZooKeys* 607, 25-35. (*P. heiike* n. sp. from Abashima Island, Hiroshima, Japan. With a key to Priscomilitaridae)

TOSETTO, L., C. BROWN & J. E. WILLIAMSON 2016. Microplastics on beaches: ingestion and behavioural consequences for beachhoppers. ---- *Marine Biology* (2016), 163-199. (*Platorchestia smithi*)

TRAPP, J., J.-C. GAILLARD, A. CHAUMOT, O. GEFFARD & J. ARMENGAUD 2016. Ovary and embryo proteogenomics dataset revealing diversity of vitellogenins in the crustacean *Gammarus fossarum*. ---- *Data in Brief* 8, 1259-1262.

TRUEBANO, M., O. TILLS & J. I. SPICER 2016. Embryonic transcriptions of the brackishwater amphipod *Gammarus chevreuxi*. ---- *Marine Genetics* 2, 5-6.

TUSSENBROEK, B. J. van, N. VILLAMIL, J. MARQUEZ-GUZMAN, R. WONG, L. V. MONROY-VELAZQUEZ & V. SOLIS-WEISS 2016. Experimental evidence of pollination in marine flowers by invertebrate fauna. ---- *Nature Communications*, 7, 12980.

UDALOV, A. A., A. A. VEDENIN & M. I. SIMAKOV 2016. Benthic fauna of Blagopoluchiya Bay (Novaya Zemlya Archipelago, Kara Sea). ---- *M. I. Oceanology* 56, 655-665. (*Gammarus setosus* only intertidal animal)

UGOLINI, A., L. S. HOETERS, A. CIOFINI, V. PASQUALI & D. C. WILCOCKSON 2016. Evidence for discrete solar and lunar orientation mechanisms in the beach amphipod, *Talitrus saltator* Montagu (Crustacea, Amphipoda). ---- *Scientific Reports* 6, e 35575.

VAN ALLEN, B. G., F. P. DILLEMUTH, A. J. FLICK, M. J. FALDYN, D. R. CLARK, V. H. W. RUDOLF & B. D. ELDERD 2017. Cannibalism and infectious disease: friends of foes? ---- *The American Naturalist* 190, in press

VERESHCHAGINA, K. P., Y. A. LUBYAGA, Z. SHATILINA, D. BEDULINA, A. GURKOV, D.V. AXENOV-GRIBANOV, B. BADUEV, E. S. KONDRATEVA, M. GUBANOV, E. ZADEREEV, I. SOKOLOVA & M. TIMOFEYEV 2016. Salinity modulates thermotolerance, energy metabolism and stress response in amphipods *Gammarus lacustris*. ---- *Peer Journal* 4, e2657.

VERESHCHAKA, L. & L. L. ANOKHINA 2017. The benthoneuston of the Black Sea: composition and environmental factors influencing its nocturnal dynamic. ---- *Continental Shelf Research* 140, 60-74 (Not seen)

VERESHCHAKA, L. & L. L. ANOKHINA 2017. The neritic benthopelagic fauna: which factors explain nocturnal distribution better? ---- *Continental Shelf Research*, in press.

VOIGT, E. P. 2016. *The effects of mesograzer biodiversity and seagrass structural complexity on eelgrass ecosystem function*. ---- M. Sc Thesis San Diego State University, (Not seen)

VU, H. T., M. J. KEOUGH, S. M. LONG & V. J. PETTIGROVE 2016. Effects of two commonly used fungicides on the amphipod *Austrochiltonia subtenuis*. ---- *Environmental Toxicology and Chemistry* 36, 720-726.

WALSH, S., C. NG, C. SHULTZ & M. STUART 2016. Demonstration of cultivability for a low ionic strength water *Hyalella azteca* strain. ---- *CNL Nuclear Review* 72,131-134.

WANDSCHEER, A. C. D., E. MARCHESAN, M. F. da SILVA, B. B. ARAMBURU, R. de DAVID, V. S. TRIVISOL & A. L. da SILVA 2016. Impact of fungicide and insecticide use on non-target aquatic organisms in rice paddy fields. ---- *Ciencia Rural* 47, in press.

WANG, L., Y. FAN, C. YAN, C. GAO, Z. XU & X. LIU 2017. Assessing benthic ecological impacts of bottom aquaculture using macrofaunal assemblages. ---- *Marine Pollution Bulletin* 114, 258-268.

WANG, N., J. L. KUNZ, C. D. IVEY, C. G. INGERSOLL, M. C. BARNHART & E. A. GLIDEWELL 2017. Toxicity of Chromium (VI) to two mussels and an amphipod in water-only exposures with or without a co-stressor of elevated temperature, zinc, or nitrate. ---- *Archives of Environmental Contamination and Toxicology* 72, 449-460 (The amphipod is *Hyalella azteca*)

WANG, S., G. WANG, F. WEINBERGER, D. BIAN, M. NAKAOKA & M. LENZ 2016. Anti-epiphyte defense in the red seaweed *Gracilaria vermiculophylla*: non-native algae are better defended than their native conspecifics. ---- *Journal of Ecology* 105, 445-457.

WEILL, M., T. MEISZNER, A. SPRINGER, M. BUNDSCHUH, L. HÜBLER, R. SCHULTZ & K. DUIS 2016. Oxidized Carbo-Iron causes reduced reproduction and lower tolerance of juveniles in the amphipod *Hyalella azteca*. ---- *Aquatic Toxicology* 181, 94-103.

WEISS, M. & F. LEESE 2016. Widely distributed and regionally isolated! Drivers of genetic structure in *Gammarus fossarum* in a human-impacted landscape. ---- *BMC Evolutionary Biology* 16-153.

WIGH, A., O. GEFFARD, K. ABBACI, A. FRANCOIS, P. NOURY, A. BERGÉ, E. VULLIET, B. DOMENJOURD, A. GONZALEZ-OSPINA, S. BONY & A. DEVAUX 2017. *Gammarus fossarum* as a sensitive tool to reveal residual toxicity of treated wastewater effluents.. ---- *Science of the Total Environment* 585, 1012-1021.

WILDISH, D. J. & B. D. CHANG 2017. Is long-distance dispersal of talitrids (Amphipoda) in the North Atlantic feasible? ---- *Crustaceana* 90, 207-224. (Perhaps for *Platorchestia*)

WINFIELD, I., M. E. HENDRICKX & M. ORTIZ 2017. A new deep-water species of *Trischizostoma* (Crustacea: Amphipoda: Gammaridea: Trischizostomatidae) from western Mexico, NE Pacific Ocean. ---- *Journal of the Marine Biological Association UK* 97, 141-149. (*T. unam* n. sp. from 17°10'N, 101°37'W, c 1400m)

WINKLER, N. S., A. PEREZ-MATUS, A. A. VILLENA & M. THIEL 2017. Seasonal variation in epifaunal communities associated with giant kelp (*Macrocystis pyrifera*) at an upwelling-dominated site. ---- *Austral Ecology* 42, 132-144. (A Chilean study. *Peramphithoe femorata* and *Aora typica* very important)

WONGKAMHAENG, K., P. DUMRONGROJWATTANA & M. S. PATTARATUMRONG 2016. Two new species of *Floresorchestia* (Crustacea, Amphipoda, Talitridae) in Thailand. ---- *ZooKeys* 635, 31-51. (Deals with *F. boonyanusithii* n. sp. (Phutsa Reservoir, NE Thailand) and *F. buraphana* n. sp. (Chonburi, E. Thailand).)

YAMAMORI, L. & M. KATO 2017. The macrobenthic community in intertidal sea urchin pits and an obligate inquilinism of a limpet-shaped trochid gastropod in the pits. ---- *Marine Biology* 164, art. 61 (*Aoroides rubellus* and *Maera serratipalma*.)

ZAID, M. M. A., F. A. ABDEL RAZEK, el S. A. E. HAMED, T. A. A. MOHAMMED & H. O. AHMED 2016. Biochemical composition and fatty acid, amino acid analysis of *Cymadusa Filosa* (Amphipods; Gammarids) (sic!) in the Red Sea—Egypt. ---- *International Journal of Innovative Studies in Aquatic Biology and Fisheries* 2, 6-13.

ZAKARIA, H. Y. & M. M. S. FARRAG 2012. Ecological observations on *Talorchestia brito* (Stebbing, 1891) and *Allorchestes plumicornis* (Heller, 1866) (Amphipoda, Talitridae) inhabiting the Red Sea coast, Egypt. ---- *Journal of King Abdulaziz University, Marine Sciences* 23, 23-38.

ZEIDLER, W. 2016. A review of the families and genera of the superfamily Platysceloidea Bowman & Gruner, 1973 (Crustacea: Amphipoda: Hyperieida), together with keys to the families, genera and species. ---- *Zootaxa* 4192, 1- 136. (Another thorough revision of a segment of the Hyperieida. There are keys to all families, genera and species, as well as extensive descriptions of the type species of all genera. New taxa are the families Eupronoidea, for the genera *Eupronoe* and *Parapronoe*, Amphithyridae, for the genera *Amphithyris*, *Amphithyropsis* n. gen, and *Paralycaea*, and Thamneidae, for the genus *Thamneus*.)

ZEIDLER, W. 2017. Validation of the replacement name *Eusceliotes* Stebbing, 1888 for the pelagic hyperieidean amphipod *Euscelus* Claus, 1879 (Crustacea: Amphipoda: Hyperieida: Parascelidae), preoccupied by *Euscelus* Schoenherr. 1833 (Insecta: Coleoptera: Attelabidae). ---- *Zootaxa* 4254, 177-178.

ZEINA, A. & A. ASAKURA, 2017. A new species of *Cerapus* Say. 1817 (Amphipoda: Ischyroceridae) from the Red Sea, with a key to the worldwide species of the genus. ---- *Journal of Crustacean Biology* 37, 296-302. (*Cerapus maculanigra* n.sp. from Hurghada, Red Sea, Egypt)

ZETTLER, M. I. & F. U. GLÜCK 2016. *Wallametopa* (Amphipoda, Stenothoidae) from South Africa, with description of a new species. ---- *Crustaceana* 89, 1669-1676 (Not seen. *W. cylindrica* n. sp. from Knysna Estuary, W. Cape)

ZETTLER, M. L. & A. ZETTLER 2017. Marine and freshwater Amphipoda from the Baltic Sea and adjacent territories. ---- *Tierwelt Deutschlands*, 845 pp (This book contains 553 line drawings, 165 distribution maps and 35 colour photographs.)

ZHAO, S. & Z. HOU 2017. A new subterranean species of *Pseudocrangonyx* from China with an identification key to all species of the genus (Crustacea, Amphipoda, Pseudocrangonyctidae). ---- *ZooKeys* 647, 1-22 (*P. elegantulus* Hou, in Zhao & Hou, 2017 from Wulong town, Linzhou City, Henan province, China)

ZHONG, W., Y. ZHANG & L. ZHU 2017. (Acute and chronic effects of pyrene on the benthic organisms in sediment). ---- *China Environmental Studies* 37, 2765-2772. (In Chinese)

ZUBROD, J. P., D. ENGLERT, S. LÜDERWALD, S. POGANIUCH, M. BUNDSCHUH & R. SCHULZ 2017. History matters: pre-exposure to wastewater enhances pesticide toxicity in invertebrates. ---- *Environmental Science & Technology*, in press. (*Gammarus fossarum*)

NEW TAXA

New order

Ingolfiellida Hansen, 1903 (new status)

New families and subfamilies

Adeliellidae Lowry & Myers, 2017
Ambasiidae Lowry & Myers, 2017
Amphithyridae Zeidler, 2016
Australomicroprotopidae Myers, Lowry & Billingham, 2016
Derjugianidae Lowry & Myers, 2017
Eupronoidae Zeidler, 2016
Pakynidae Lowry & Myers, 2017
Parargissidae Lowry & Myers, 2017
Pseudamphilochidae Lowry & Myers, 2017
Thamneidae Zeidler, 2016
Vemanidae Lowry & Myers, 2017
Zaramillidae Lowry & Myers, 2016

New genera and subgenera

Amphithyropsis Zeidler, 2016	Amphithyridae
Australomicrotopus Myers, Lowry & Billingham, 2016	Australomicroprotopidae
Barnardomelita Labay, 2016	Melitidae
Eusceliotes Stebbing, 1888 (rev.)	Parascelidae
Exuristes Perez-Schultheiss, 2016	Uristidae
Fluviadulzura Myers, Lowry & Billingham, 2017	Hadziidae
Kruberia Sidorov & Samokhin, 2016	Gammaridae
Ledoyeromelita Labay, 2016	Melitidae
Lowryella Morino & Miyamoto, 2016	Talitridae
Nanopalpus Jung & Yoon, 2016	Nuuanuidae
Pakynus Lowry & Myers, 2017 (nom. nov.)	Pakynidae
Persianorchestia Momtazi, Lowry & Hekmatari, 2017	Taltridae
Solitroides Suzuki, Nakano, Nguyen, Nguyen, Morino & Tomikawa, 2017	Talitridae
Yacana Rodriguez, Armentariz & Capitulo, 2017	Ingolfiellidae

New species and subspecies:

abchastica Sidorov & Samokhin, 2016 (<i>Kruberia</i>)	Gammaridae
abyssalis Shimomura & Tomikawa, 2016 (<i>Epimeria</i>)	Epimeriidae
aequilatus Narahara-Nakano, nakano & Tomikawa, 2017 (<i>Eurythenes</i>)	Eurytheneidae
alpheus Delic, Svara, Coleman, Trontelj & Fiser, 2017 (<i>Niphargus</i>)	Niphargidae
alpinus Alther, Fiser & Altermatt, 2016 (<i>Gammarus</i>)	Gammaridae
anchialinus Delic, Svara, Coleman, Trontelj & Fiser, 2017 (<i>Niphargus</i>)	Niphargidae
antipodes Delic, Svara, Coleman, Trontelj & Fiser, 2017 (<i>Niphargus</i>)	Niphargidae
arethusa Delic, Svara, Coleman, Trontelj & Fiser, 2017 (<i>Niphargus</i>)	Niphargidae
arraialensis Ros, Lacerda & Guerra-Garcia, 2017 (<i>Pseudaeginella</i>)	Caprellidae
belun Myers, 2016 (<i>Dulichella</i>)	Melitidae
boonyanusithii Wongkamhaeng, Dumrongrojwattana & Pattaratumrong, 2016	(<i>Floresorchestia</i>) Talitridae
bulbodigitus Jung, Kim, Soh & Yoon, 2016 (<i>Eusirus</i>)	Eusiridae
buraphana Wongkamhaeng, Dumrongrojwattana & Pattaratumrong, 2016	(<i>Floresorchestia</i>) Talitridae
cajasi Alonso & Jaume, 2017 (<i>Hyaella</i>)	Hyaellidae
carinata Liljeborg, 1855 (<i>Haploops</i>) (rev.)	Ampeliscidae

clavapes Jung, Choi, Kim, Yoon 2017 (<i>Podiceropsis</i>)	Photidae
cylindrica Zettler & Glück, 2016 (<i>Wallametopa</i>)	Stenothoidae
dentipleurae Jung, Kim & Yoon, 2016 (<i>Paramoera</i>)	Pontogeneiidae
diadematus Hudec, Fiser & Dolansky, 2017 (<i>Niphargus</i>)	Niphargidae
doli Delic, Svara, Coleman, Trontelj & Fiser, 2017 (<i>Niphargus</i>)	Niphargidae
ecklonicola Peart, 2017 (<i>Exampithoe</i>)	Ampithoidae
elegantulus Hou, in Zhang & Hou, 2017 (<i>Pseudocrangonyx</i>)	Pseudocrangonyctidae
fjakae Delic, Svara, Coleman, Trontelj & Fiser, 2017 (<i>Niphargus</i>)	Niphargidae
gudariensis Tomikawa & Sato in Tomikawa et al., 2016 (<i>Pseudocrangonyx</i>)	Pseudocrangonyctidae
guerrai Tato & Moreira 2017 (<i>Photis</i>)	Photidae
heike Tomikawa, Tanaka & Nakano, 2016 (<i>Priscomilitaris</i>)	Priscomilitaridae
helenae Peart, 2017 (<i>Exampithoe</i>)	Ampithoidae
hosseiniei Esmaeili-Rineh, Sari, Fiser & Bargrizaneh, 2017 (<i>Niphargus</i>)	Niphargidae
icapui Andrade & Senna, 2017 (<i>Cymadusa</i>)	Ampithoidae
iceage Jimenez Campean & Coleman, 2017 (<i>Sicafodia</i>)	Sicafodiidae
ilamensis Esmaeili-Rineh, Sari, Fiser & Bargrizaneh, 2017 (<i>Niphargus</i>)	Niphargidae
incaroai Alves, Jonsson & Senna, 2016 (<i>Elasmopus</i>)	Maeridae
islandica Kaim-Malka, Bellan-Santini & Dauvin, 2016 (<i>Haploops</i>)	Ampeliscidae
jaumei Ortiz & Winfield, 2017 (<i>Nuuanu</i>)	Nuuanuidae
klitinii Labay, 2016 (<i>Abludomelita</i>)	Melitidae
laminischia Myers, 2016 (<i>Elasmopus</i>)	Maeridae
maculanigra Zeina & Asakura, 2017 (<i>Cerapus</i>)	Ischyroceridae
magnaocularis Eun, Hendrycks & Kim (<i>Protohyale</i>)	Hyalidae
malus Peart, 2017 (<i>Exampithoe</i>)	Ampithoidae
megacoxa Myers, Lowry & Billingham, 2016 (<i>Australomicrotopus</i>)	Australomicrotopidae
meufong Hughes & Kaji, 2016 (<i>Quadrivisio</i>)	Maeridae
motokawai Suzuki, Nakano, Nguyen, Nguyen, Morino & Tomikawa, 2017 (<i>Solitroides</i>)	Talitridae
muotae Fiser, Konec, Alther, Svara & Altermatt, 2016 (<i>Niphargus</i>)	Niphargidae
murimali Fiser, Konec, Alther, Svara & Altermatt, 2016 (<i>Niphargus</i>)	Niphargidae
nirvana Montazi, Lowry & Hekmatari, 2017 (<i>Persianorchestia</i>)	Talitridae
okhotensis Labay, 2016 (<i>Abludomelita</i>)	Melitidae
otway Peart, 2017 (<i>Exampithoe</i>)	Ampithoidae
pachacutesi Alves, Jonsson & Senna, 2016 (<i>Elasmopus</i>)	Maeridae
pedroi Sorrentino, Alves, Johnsson & Senna, 2016 (<i>Cyphocaris</i>)	Cyphocarididae
persicus Esmaeili-Rineh, Sari, Fiser & Bargrizaneh, 2017 (<i>Niphargus</i>)	Niphargidae
piloi Myers, Trivedi, Gorsavi & Vahhrajani, 2017 (<i>Parhyale</i>)	Hyalidae
pilopalpus Jung, Kim & Yoon, 2016 (<i>Eusiroides</i>)	Pontogeneiidae
pincikovae Delic, Svara, Coleman, Trontelj & Fiser, 2017 (<i>Niphargus</i>)	Niphargidae
qeshmensis Laeyghi & Momtazi, 2017 (<i>Ampithoe</i>)	Ampithoidae
rasae Andrade & Senna, 2017 (<i>Cymadusa</i>)	Ampithoidae
robusta Sars, 1891 (<i>Haploops</i>) (rev.)	Ampeliscidae
robustimana Andrade & Senna, 2017 (<i>Ampithoe</i>)	Ampithoidae
ruffoi Latella & Vonk, in Davolos et al. 2017 (<i>Cryptorchestia</i>)	Talitridae
ssp sakhalinensis Labay, 2016 (<i>Melita shimizui</i>)	Melitidae
schioettei Just, 2017 (<i>Cephaloecetes</i>)	Ischyroceridae
siaes Myers, 2016 (<i>Linguimaera</i>)	Maeridae
sohrevardensis Esmaeili-Rineh, Sari, Fiser & Bargrizaneh, 2017 (<i>Niphargus</i>)	Niphargidae
spinicauda Myers, Lowry & Billingham, 2017 (<i>Fluviadulzura</i>)	Hadziidae
spinicaudus Kodama, Ohtsuchi & Kon, 2016 (<i>Rhinoecetes</i>)	Ischyroceridae
stridulus Jung, Choi, Kim, Yoon 2017 (<i>Photus</i>)	Photidae
styx Fiser, Konec, Alther, Svara & Altermatt, 2016 (<i>Niphargus</i>)	Niphargidae
tartarugae Andrade & Senna, 2017 (<i>Cymadusa</i>)	Ampithoidae
telukrimau Lim, Azman, Takeuchi & Othman, 2017 (<i>Pseudaeginella</i>)	Caprellidae
trindadensis Andrade & Senna, 2017 (<i>Cymadusa</i>)	Ampithoidae
uai Bastos-Pewreira & Ferreira, 2017 (<i>Spelaeogammarus</i>)	Artesiidae

unam Winfield, Hendrickx & Ortiz, 2017 (<i>Trischizostoma</i>)	Trischizostomatidae
vasse Peart, 2017 (<i>Exampithoe</i>)	Ampithoidae
venkataramani Sidorov, Katz, Taylor & Chertoprud, 2016 (<i>Eobogidiella</i>)	Bogidiellidae
ventania Rodriguez, Armendariz & Capitulo, 2017 (<i>Yacana</i>)	Ingolfiellidae
viricochai Alves, Jonsson & Senna, 2016 (<i>Elasmopus</i>)	Maeridae
vitukoi Tato & Moreira, 2017 (<i>Pareurystheus</i>)	Protomedeiinae
wadai Morino & Miyamoto, 2016 (<i>Lowryella</i>)	Talitridae
yahuarhuaci Alves, Jonsson & Senna, 2016 (<i>Elasmopus</i>)	Maeridae
ygara Andrade & Senna, 2017 (<i>Cymadusa</i>)	Ampithoidae
yupanquii Alves, Jonsson & Senna, 2016 (<i>Elasmopus</i>)	Maeridae

Taxonomic overview

Adeliellidae

Ambasiidae

Ampeliscidae

Haploops **carinata** (rev.), **islandica**, **robusta** (rev.)

Amphithyridae

Amphithyropsis

Ampithoidae

Ampithoe **queshmensis**, **robustimana**

Cymadusa **icapui**, **rasae**, **tartarugae**, **trinidadensis**, **ygara**

Exampithoe **ecklonicola**, **helenae**, **malus**, **otway**, **vasse**

Artesiidae

Spelaeogammarus **uai**

Australomicrotopidae

Australomicrotopus megacoxa

Bogidiellidae

Eobogidiella **venkataramani**

Caprellidae

Pseudaeginella **arraialensis**, **telukrimau**

Cyphocarididae

Cyphocaris **pedroi**

Derjugianidae

Epimeriidae

Epimeria **abyssalis**

Eupronoidae

Eurytheneidae

Eurythenes **aequilatus**

Eusiridae

Eusirus **bulbodigitus**

Gammaridae

Gammarus **alpinus**

Kruberia abchasica

Hadziidae

Fluviadulzura spinicauda

Hyalidae

Parhyale **piloi**

Protohyale **magnaocularis**

Hyaellidae

Hyaella **cajasi**

Ingolfiellida

Ingolfiellidae

Yacana ventania

Ischyroceridae

- Cephaloecetes **schioettei**
 Cerapus **maculanigra**
 Rhinoecetes **spinicaudus**
- Maeridae
 Elasmopus **incarocai, laminischia, pachacutesi, viracochai, yahuarhuaci, yupanquii**
 Linguimaera **siaes**
 Quadrivisio **meufong**
- Melitidae
 Abludomelita **klitinii, okhotensis**
Barnardomelita
 Dulichiella **belun**
Ledoyeromelita
 Melita shimizui **sakhalinensis**
- Niphargidae
 Niphargus **alpheus, anchialinus, antipodes, arethusa, diadematus, doli, fjakae, hosseineiei, ilamensis, muotae, murimali, persicus, pincikovae, sohrevardensis, styx**
- Nuuanuidae
Nanopalpus
 Nuuanu **jaumei**
- Pakynidae**
Pakynus
- Parargissidae**
- Parascelidae
Eusceliotes (rev.)
- Photidae
 Photis **guerrai, stridulus**
 Podoceropsis **clavapes**
- Pontogeneiidae
 Eusiroides **pilopalpus**
 Paramoera **dentopleurae**
- Priscomilitaridae
 Priscomilitaris **heike**
- Protomedeiinae
 Pareurystheus **vitucoi**
- Pseudamphilochidae**
- Pseudocrangonyctidae
 Pseudocrangonyx **elegantulus, gudariensis**
- Sicafodiidae
 Sicafodia **iceage**
- Stenothoidae
 Wallametopa **cylindrica**
- Talitridae
 Cryptorchestia **ruffoi**
 Floresorchestia **boonyanusithii, buraphana**
Lowryella wadai
Persianorchestia nirvana
Solitroides motokawai
- Thamneidae**
- Trischizostomatidae
 Trischizostoma **unam**
- Uristidae
Exuristes
- Vemanidae**
- Zaramillidae**

Wim

International Sandy Beaches Symposium (ISBS) – 25 to 29 of May 2018

I am pleased to announce that the 8th International Sandy Beaches Symposium will take place from the 25th to the 29th of May at the Institute for Marine Biology Biotechnology and Aquaculture, Hellenic Centre for Marine Research, Crete, Greece. Many advances have been made since the establishment of sandy beach ecology as a discipline (1st symposium, 1983, Port Elizabeth, South Africa). Below, in a nutshell:



A brief summary of the sandy beach research

Morphophysical aspects were firstly approached and interactions of energy and material were identified as responsible of shaping a beach “personality”. With this background central paradigms about features of the resident fauna and biodiversity patterns were developed. Actually most of them are based on amphipods, as they usually dominate (in abundance) temperate and subtropical beaches. The human-environment perspective appeared soon to be a challenge. For a long time the “pristine condition” was the preferred target of sandy beach research, whether as a baseline or as an impact-control study. But it became more and more evident that the human component cannot be escaped. We actually need to know more about the impacts and their dynamics, if we want to get a clear picture of the system. That is why lately the definition of beaches as “social-ecological systems” is getting more and more in use. On the other hand, while the human presence on sandy beaches, is an obvious feature (you can check yourself in the summer), it is not so easy to address and to share research with beach stakeholders. This is definitely an open challenge.



I am then particularly keen to invite to ISBS2018 researchers and students through the amphipod newsletter, as I believe that this lively and interdisciplinary group will strongly contribute to a correct species-environment vision, often biased in favour of general models, loved by managers but perhaps too general to capture the intrinsic diversity of beaches. Detailed information can be found at www.isbs2018.wordpress.com and updates are also released on <https://www.researchgate.net/project/Sandy-beaches-2018-Linking-knowledge-to-build-integrated-paradigms-and-face-global-change-challenges>.

Looking forward to meet you in Crete,

Lucía



IceAGE amphipods

Senckenberg am Meer (DZMB) is housing a huge amount of crustacean material collected during two expeditions in 2011 and 2013 via IceAGE (Icelandic marine Animals: Genetics and Ecology). The Icelandic waters are of particular interest for studying patterns of diversity with depth, especially for comparing the diversity profiles with depth for amphipods with various functional properties. The animals are from 56 areas between Greenland and Norway from 150 to 3000 m depth. So far 26 461 of the 58 000 amphipod individuals are sorted by numerous enthusiastic colleagues to 42 (!) families during two amphipod workshops in Wilhemshaven, Germany (see AN40 and Spała, Poland (photos here); the first workshop was entirely funded by the Volkswagen Stiftung. The second IceAGE amphipod workshop piggybacked on the Synthetis and 7th IceAGE workshop in Spała, April 2017.

Anne-Nina Lörz and Ania Jażdżewska



Photos by Ania Jażdżewska and Christian Bomholt

Amphipods take a bite out of the headlines

In August the world became excited about amphipods (as they should!) but for a very different reason than their morphological beauty!

A 16 year boy from Melbourne, Australia was merged in the shallow waters at Dendy Street Beach, Brighton, Australia and when he emerged half an hour later it appeared he had been bitten and 'attacked' by some form of tiny marine creatures.

Once out, this story sent the world's Press into a frenzy! Pictures of the teenager's feet dripping with blood were sent around the world. Warnings were put on webpages in case the images caused some distress.

In Italy the news had a title like "marine insects attack a tourist!"

In UK one person said "I think the thing I love best about this story is how the dad investigated it especially the part about him trying all the different kinds of food. I've never heard of amphipods doing anything like this but I guess the Australian ones are just meaner, like every other animal there."

What could have bitten him? News reports were everything from piranhas to 'Sea lice'!

Its amphipods! Through the media the pressure was on to name them and name them now. Alastair Poore said: "Researchers at Museums Victoria have identified the likely suspect of the "sea lice" attack in Melbourne as lysianassid amphipods. Rare to see amphipods in the news like this!"

Jo Taylor and Genefor Walker-Smith responded to the media on pressure surrounding the "sea bug attack" and why it matters to get the fact right: <https://www.timeshighereducation.com/blog/australian-sea-bug-attack-scientists-getting-our-facts-right-and-why-it-matters>

Meanwhile this news story was the topic of much discussion on the amphipod Facebook page: <https://www.facebook.com/groups/238356639577927/>

So there we have it, it WAS amphipods but they don't usually 'attack' like this but it did make the headlines and allow us amphipod workers to get people to understand and appreciate our beloved animals more.

Related articles:

<http://www.abc.net.au/news/2017-08-07/teens-legs-attack-sea-creatures-identified-by-musuems-victoria/8782634>

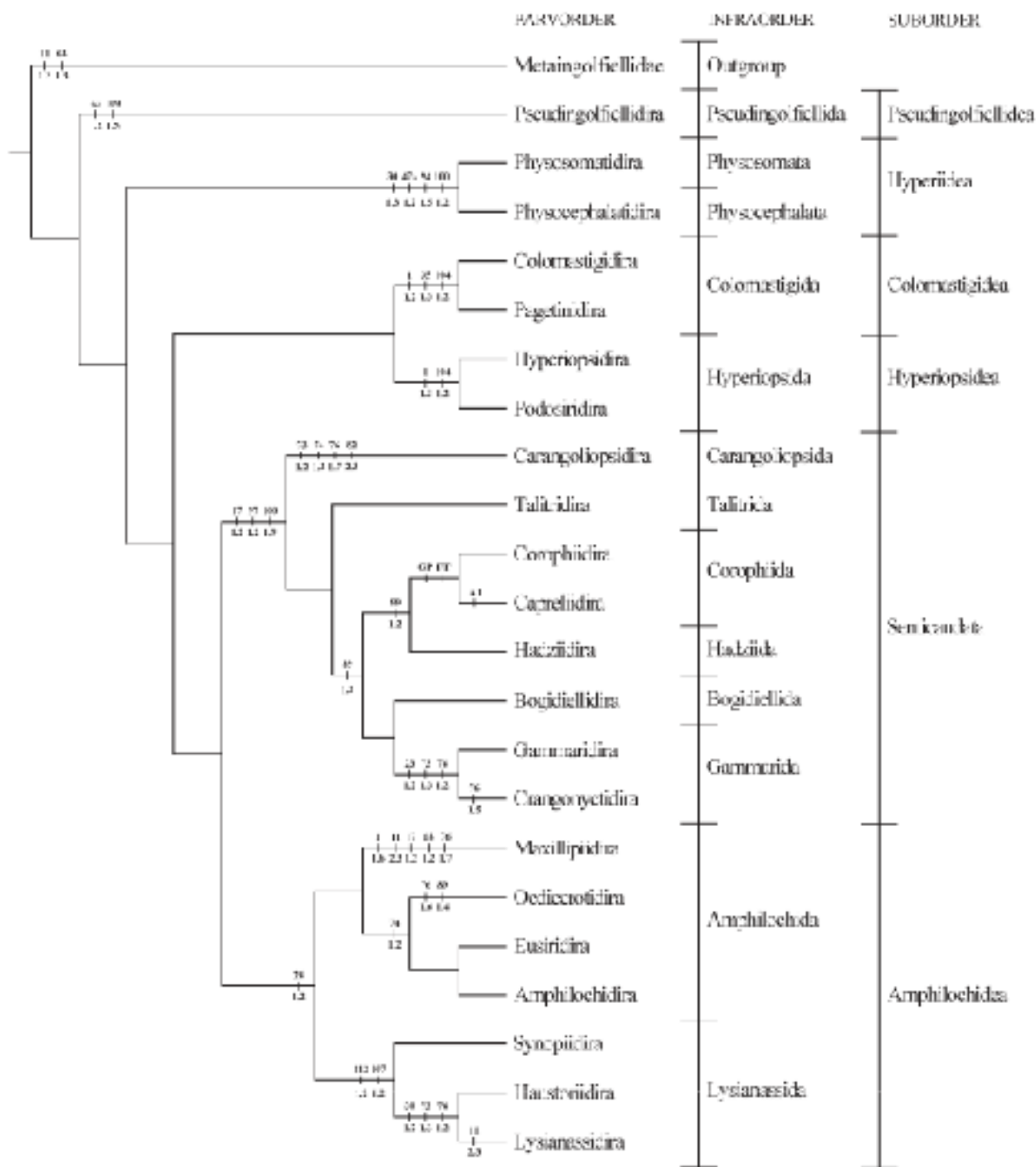
<https://www.washingtonpost.com/amhtml/news/to-your-health/wp/2017/08/07/flesh-eating-sea-bugs-attacked-an-australian-teens-legs-there-was-no-stopping-the-bleeding/>

<https://www.techly.com.au/2017/08/07/melbourne-teen-has-legs-eaten-by-unidentified-sea-creatures/>

Miranda



New proposed higher taxonomy for Amphipods!



Jim Lowry and Alan Myers have published their third paper on the higher taxonomic classifications of the Amphipods this year. Here we present figure 11 from the paper, as a summary of their new classifications after removing Ingolfiellidea to a separate order. The remaining order Amphipoda is now divided into six suborders with respective infraorders and parvorders.