

# ○ New England Marine Invader ID Card Marine Algae (Seaweeds)



*Codium fragile* subsp. *fragile*  
Green Fleece, Dead Man's Fingers

*Colpomenia peregrina*  
Sea Potato

*Grateloupia turuturu*  
Red Algae

- Bright green (bleached white when dead)
- Can grow up to 3 feet tall
- Very distinct, spongy, rounded branches
- Attaches to hard surfaces in tide pools and shallow coastal waters
- Commonly found washed up on beaches
- Found along entire coastline of the eastern United States
- Can invade native kelp and eelgrass beds, leading to ecosystem changes

- Yellowish brown
- Up to 4 inches wide
- Cushion- or bubble-shaped, hollow
- Thin skinned and papery, tears easily
- Attaches to rocks, shellfish, and other seaweeds
- Collapses when taken out of water
- First recorded in Canada in the 1960s, has spread south to Rhode Island



- Pink to deep red or reddish brown
- Size and shape can vary from smaller, kidney-shaped leaves (less than 1 foot) to longer, kelp-like blades (up to 3 feet)
- Slippery texture, difficult to hold
- Can grow singly or in clumps, blades have smooth or "frilly" edges
- Grows on hard surfaces in shallow, protected waters
- Found from Rhode Island to mid-coast Maine, spreading north

Marine algae, unlike vascular plants, lack features like seeds and flowers. Red and green algae (Rhodophyta and Chlorophyta) are in the plant kingdom, while brown algae (Phaeophyceae) are in the Chromista kingdom. The invasive seaweeds on this card are native to the Northwest Pacific, attach to a variety of surfaces, and can outcompete native species.

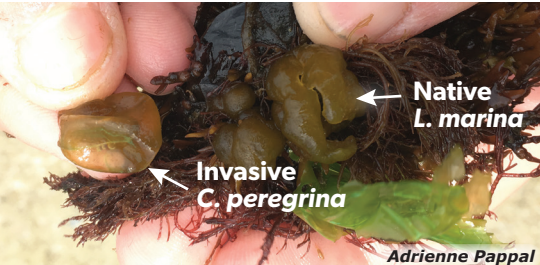
# Similar Species



Lorri Gong

*Leathesia marina*  
Sea Cauliflower, Sea Potato

- Yellowish brown, up to 4 inches wide
- Spongy, gelatinous but firm, will break into fragments when crushed
- Globular, brain-like appearance
- Maintains its shape out of water
- Visually similar to *C. peregrina*, especially at small sizes (see below)



Adrienne Pappal

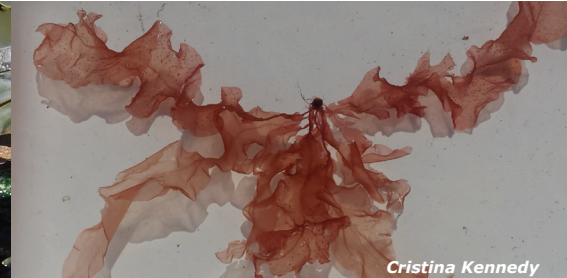
## Similar Red Algae

- Several red algae species may be mistaken for *G. turuturu*—however, there are differences on closer inspection
- *Palmaria palmata* (Dulse) has thick, leathery, dark-red or brownish blades
- *Grinnellia americana* has delicate, translucent, light- to medium-pink blades with a faint midrib and sometimes small, bumpy spots (reproductive structures)
- *Porphyra* spp. (Nori) and *Pyropia* spp. have tissue-paper thin, translucent, reddish-brown blades with no rib (multiple species both native and non-native)

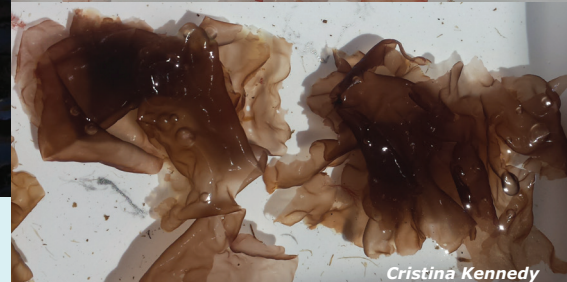


Wikimedia Commons

*P. palmata* (above), *G. americana* (top right), and *Porphyra* sp. (bottom right)



Cristina Kennedy



Cristina Kennedy

Species are native unless otherwise noted.