

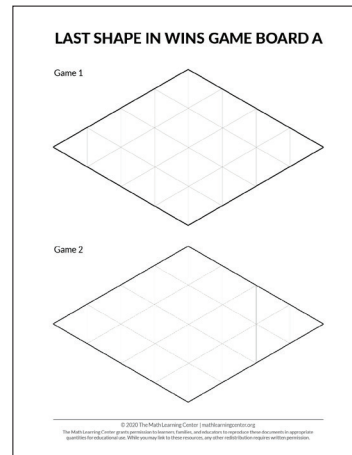
Last Shape in Wins

Object of the Game

Players take turns coloring in different shapes. The winner is the player to color in the last shape that completely fills the shape on the game board.

Materials

- Crayons, markers, or colored pencils in green, blue, red, and yellow. If you don't have the exact colors, it's okay. Just agree on a color for each shape: triangle, rhombus, trapezoid, and hexagon.
- 1 Last Shape in Wins Game Board A or B



If you don't have a copy of the Last Shape in Wins Game Board or can't print a copy right now, try playing the game on the free Pattern Shapes app at www.mathlearningcenter.org/resources/apps/pattern-shapes.

Skills

This game helps us practice

- Identifying shapes
- Combining shapes to make new shapes
- Thinking about a strategy that will help us win

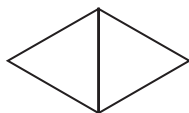
How to Play

You might have played this game at school with pattern blocks. At home, you can color the shapes instead.

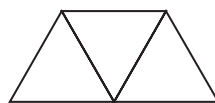
1. Play with a partner. Agree on which game board to use and decide who will go first.
2. Take turns coloring in shapes on the gameboard. You could just go back and forth coloring little green triangles, but it might be kind of boring. Instead, try combining triangles to form one of the other shapes shown below:



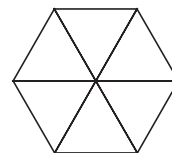
*a triangle
(color it green)*



*a rhombus
(color it blue)*

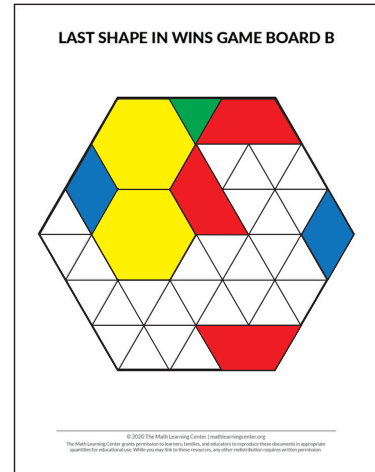


*a trapezoid
(color it red)*



*a hexagon
(color it yellow)*

3. You can color in any one of the 4 shapes (triangle, rhombus, trapezoid, or hexagon) anywhere on the gameboard each time it's your turn.
4. You must take your turn every time, down to the very end.
5. The winner is the person who gets to complete the game board by coloring in the last shape.
6. Have fun!




Tips for Families

Before you play:

- Talk about the shape names. Not sure? Let's say the names together.



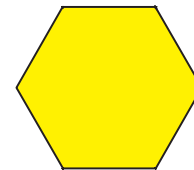
Triangle



Rhombus



Trapezoid



Hexagon

During the game:

- Talk about how you're choosing which shape to color in. There is a lot of strategy involved! Here are some ideas to get you talking about strategy:
 - » *We've almost filled the game board, and it's your turn. What would happen if you put a triangle in now? What do you think I would do then? What if you put in a rhombus?*
 - » *Now that we're down to the last few moves, can you figure out what you need to do to win? Is there a shape you could use that would force me to fill a space but still leave enough room for you to color in the very last shape?*

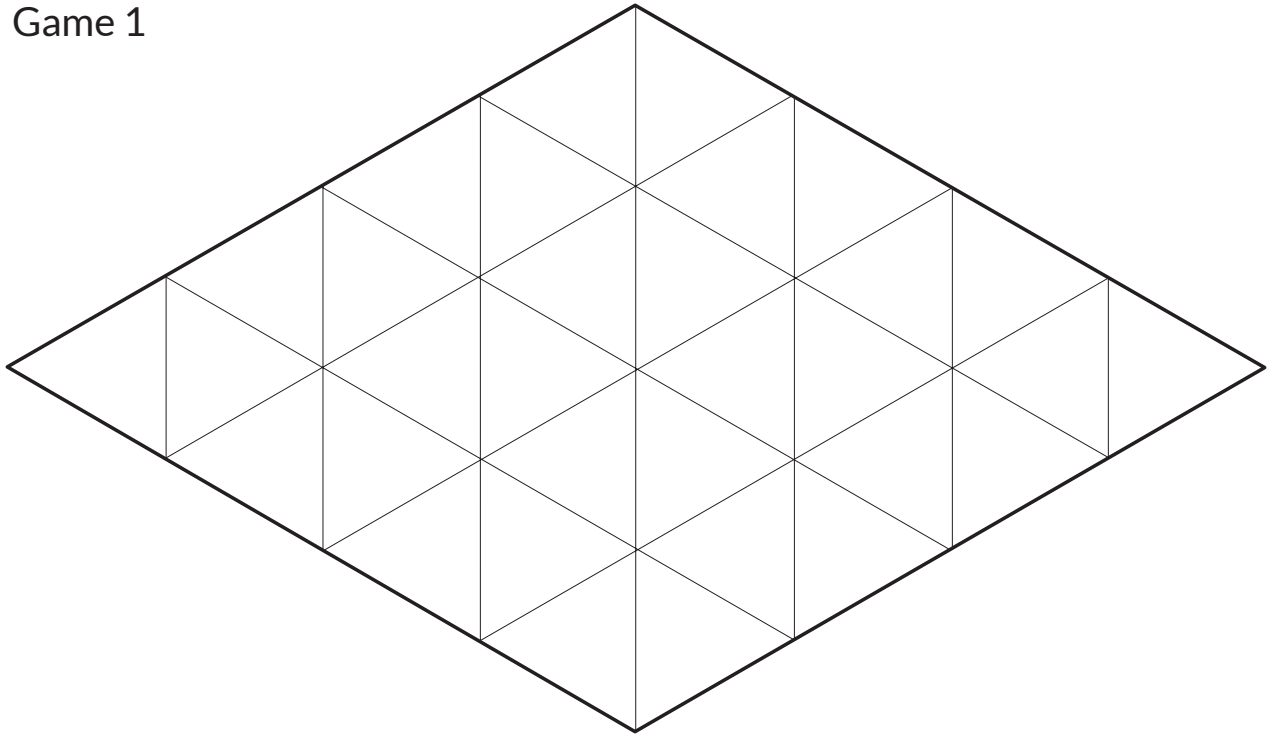
Change It Up

Making even small changes to a game can invite new ways of thinking about the math. Try making one of the changes below.

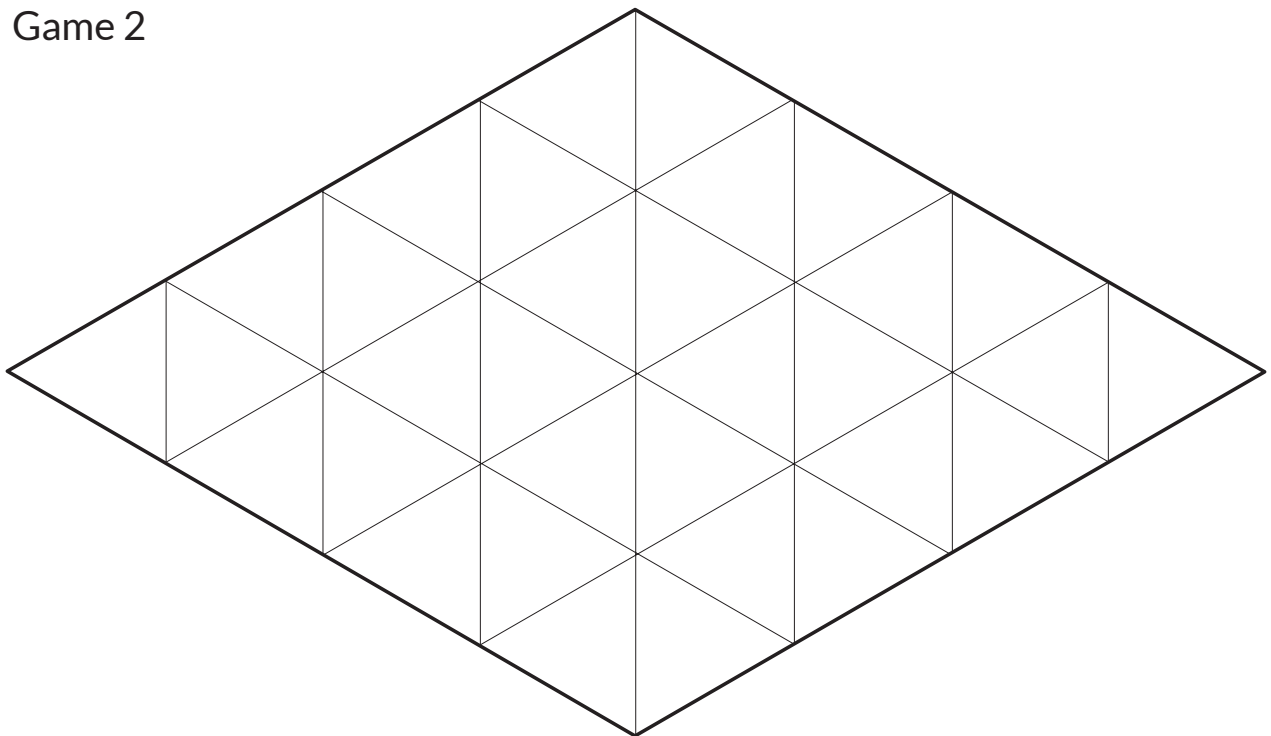
- Try a different game board. There are 2 to choose from, or make your own!
- Play as usual, but only use 2 of the 4 shapes (hexagons and triangles, for example, or trapezoids and rhombuses). Is it possible to fill the entire board?
- Try playing the game on the free Pattern Shapes app at www.mathlearningcenter.org/resources/apps/pattern-shapes. With the app, you can choose from several different shapes or pictures. You can even make your own shape to fill!

LAST SHAPE IN WINS GAME BOARD A

Game 1



Game 2



LAST SHAPE IN WINS GAME BOARD B

