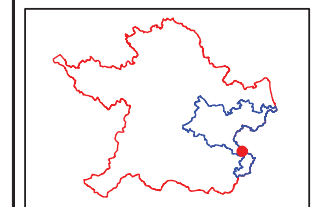


Please Note: This map is for reference purposes only. Measurements to be taken from text.



MEATH COUNTY COUNCIL,  
 BUVINDA HOUSE,  
 DUBLIN ROAD,  
 NAVAN,  
 CO. MEATH. C15 Y291  
 TEL. 046 9097000  
 FAX. 046 9097001  
 WEB. www.meathcoco.ie.

PROJECT: **County Wide SSL Review**

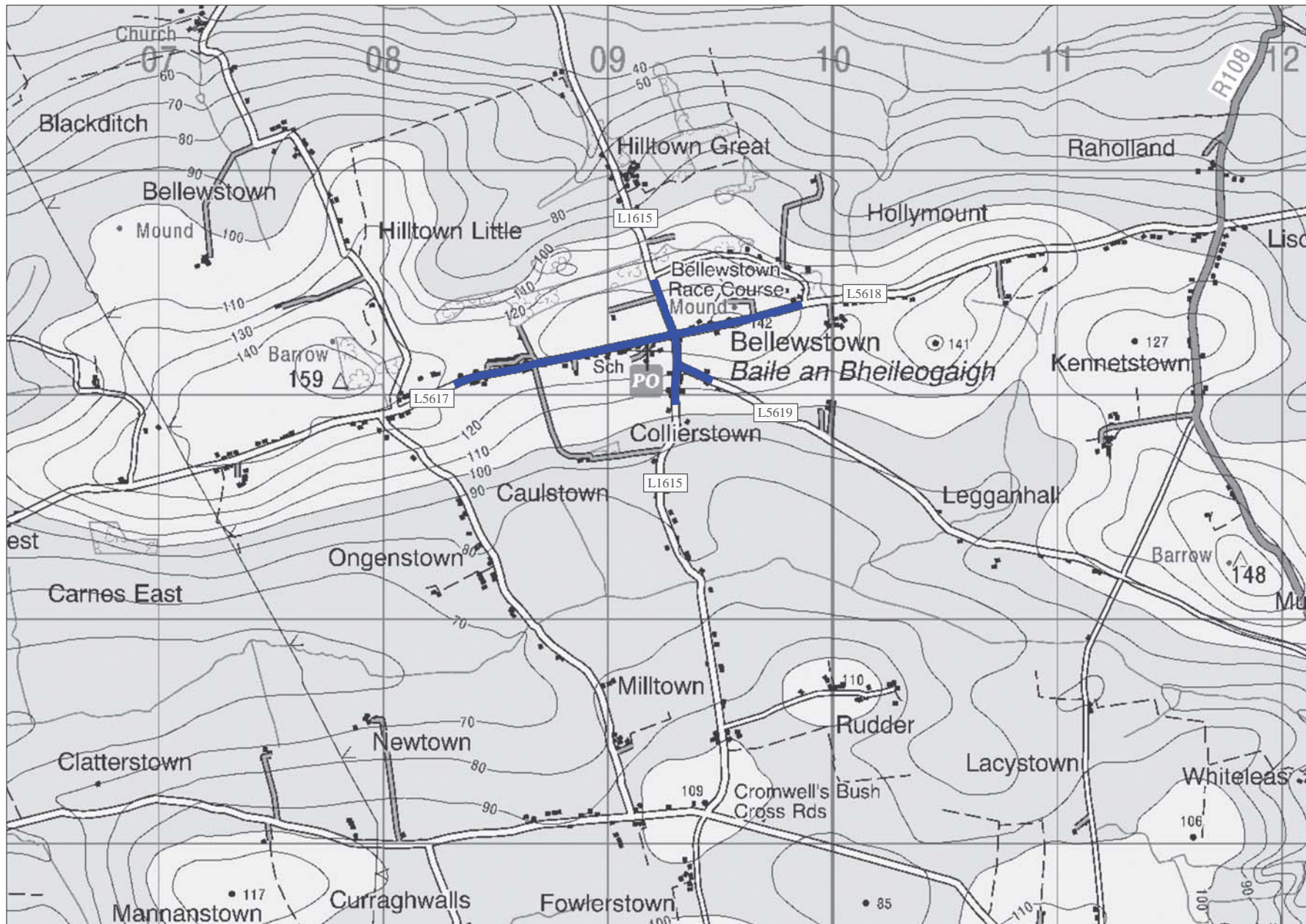
TRACED	
SURVEYED	
DRAWN	AO
DESIGNED	PP
CHECKED	NW

COPYRIGHT  
 ORDNANCE SURVEY OFFICE  
 &  
 MEATH COUNTY COUNCIL

REV.	DESCRIPTION	BY	CHK DATE	HORIZONTAL	VERTICAL	DATE

NOTES:

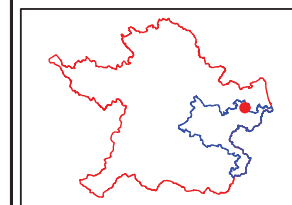
DRAWING TITLE:  
**Location: - Ashbourne & Greenoge - Ashbourne MD**  
 DRAWING NO: **TRA-11-07-CWA02Rev.A**  
 DATE: **October 2010**  
 DATUM  
 This is a Computer Generated Map  
 OS Licence No. 2017/81/CCMA/Meath County Council  
 This map is drawn to the Largest Scale published by the Ordnance Survey



**LEGEND**

 50km/h

Please Note: This map is for reference purposes only. Measurements to be taken from text.



MEATH COUNTY COUNCIL,  
 BUVINDA HOUSE,  
 DUBLIN ROAD,  
 NAVAN,  
 CO. MEATH. C15 Y291  
 TEL. 046 9097000  
 FAX. 046 9097001  
 WEB. www.meathcoco.ie.

PROJECT: **County Wide SSL Review**

TRACED	
SURVEYED	
DRAWN	AO
DESIGNED	PP
CHECKED	NW

COPYRIGHT  
 ORDNANCE SURVEY OFFICE  
 &  
 MEATH COUNTY COUNCIL

REV.	DESCRIPTION	BY	CHK	DATE	HORIZONTAL	VERTICAL	DATE

NOTES:

DRAWING TITLE:  
**Location: - Bellewstown- Ashbourne MD**  
 DRAWING NO: **TRA-11-07-CWA03**  
 This is a Computer Generated Map  
 OS Licence No. 2017/81/CCMA/Meath County Council  
 This map is drawn to the Largest Scale published by the Ordnance Survey

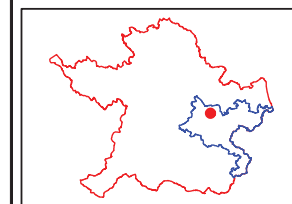




**LEGEND**

- 50km/h
- Periodic 60/50km/h
- 60km/h

Please Note: This map is for reference purposes only. Measurements to be taken from text.



MEATH COUNTY COUNCIL,  
 BUIVINDA HOUSE,  
 DUBLIN ROAD,  
 NAVAN,  
 CO. MEATH. C15 Y291  
 TEL. 046 9097000  
 FAX. 046 9097001  
 WEB. www.meathcoco.ie.

PROJECT: **County Wide SSL Review**

TRACED	
SURVEYED	
DRAWN	AO
DESIGNED	PP
CHECKED	NW

COPYRIGHT  
 ORDNANCE SURVEY OFFICE  
 &  
 MEATH COUNTY COUNCIL

REV.	DESCRIPTION	BY	CHK	DATE	HORIZONTAL	VERTICAL	DATE

NOTES:

DRAWING TITLE:  
**Location: -  
 Kentstown- Ashbourne MD**

DRAWING NO: **TRA-11-07-CWA05**

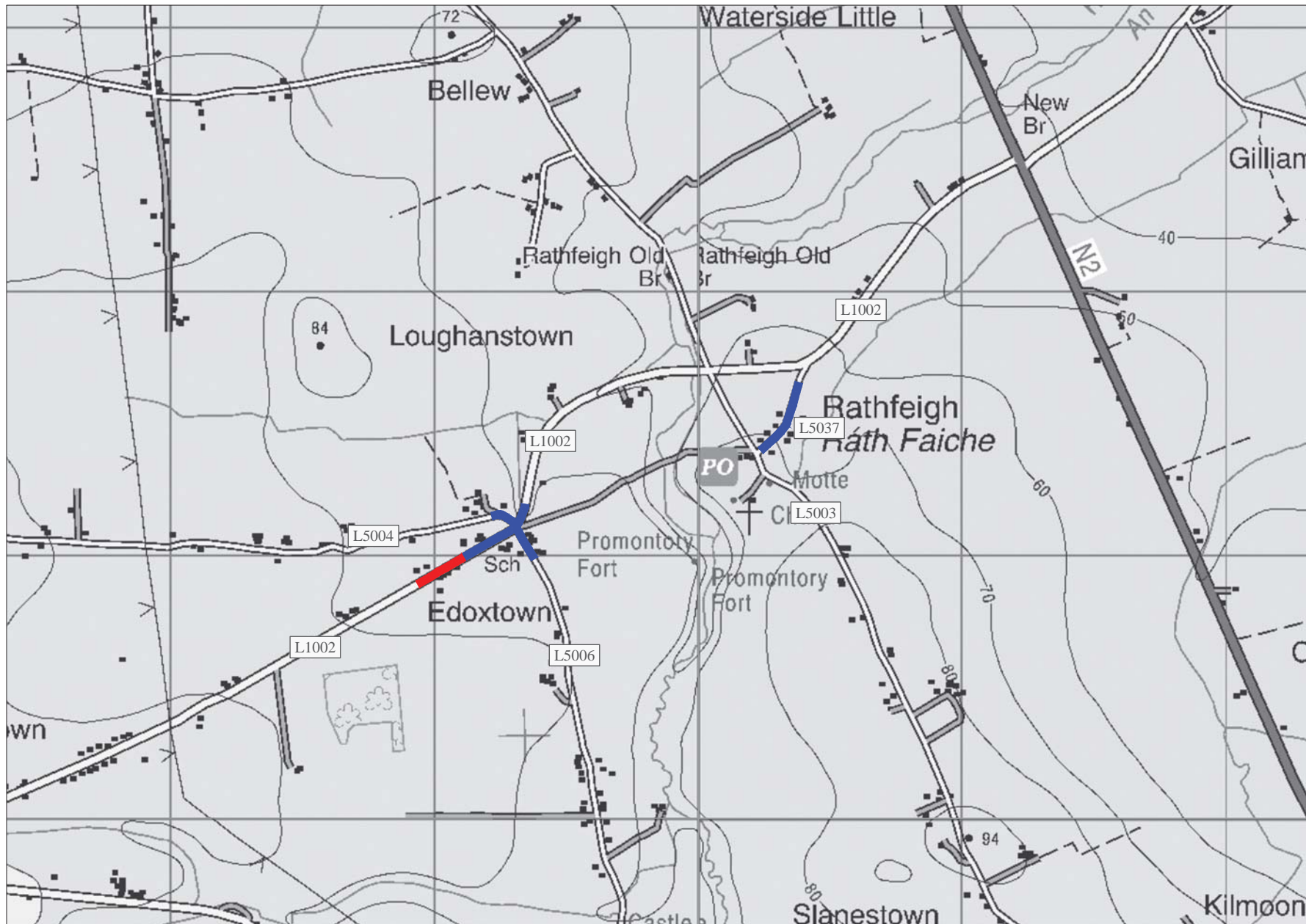
This is a Computer Generated Map  
 OS Licence No. 2017/81/CCMA/Meath County Council  
 This map is drawn to the Largest Scale published by the Ordnance Survey







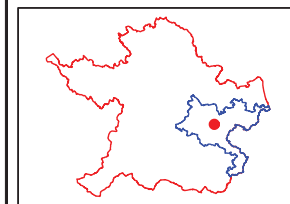




**LEGEND**

- 50km/h
- 60km/h

Please Note: This map is for reference purposes only. Measurements to be taken from text.



MEATH COUNTY COUNCIL,  
 BUVINDA HOUSE,  
 DUBLIN ROAD,  
 NAVAN,  
 CO. MEATH. C15 Y291  
 TEL. 046 9097000  
 FAX. 046 9097001  
 WEB. www.meathcoco.ie.

PROJECT: **County Wide SSL Review**

TRACED	
SURVEYED	
DRAWN	AO
DESIGNED	PP
CHECKED	NW

COPYRIGHT  
 ORDNANCE SURVEY OFFICE  
 &  
 MEATH COUNTY COUNCIL

REV.	DESCRIPTION	BY	CHK	DATE	HORIZONTAL	VERTICAL	DATE

NOTES:

DRAWING TITLE:  
**Location: - Rathfeigh- Ashbourne MD**

DRAWING NO: **TRA-11-07-CWA09**

This is a Computer Generated Map  
 OS Licence No. 2017/81/CCMA/Meath County Council  
 This map is drawn to the Largest Scale published by the Ordnance Survey

