

Getting started with the CareLink™ Connect app



Check your device compatibility at www.medtronicdiabetes.com/app-check



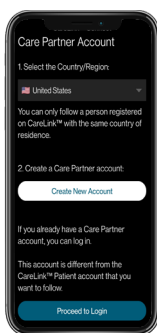
Download on the
App Store

ANDROID APP ON
Google play

1

Open the app and follow the on-screen instructions. You may receive a warning that your device is untested but can still continue.

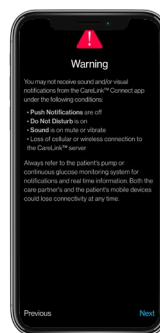
2



Log into your CareLink™ Personal care partner account. Sign up if you do not already have one.

Note: Your country must be the same as the person you will be following.

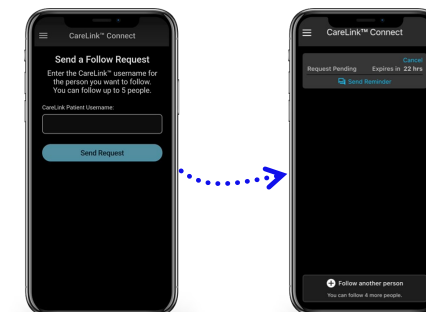
3



Read the Warning screen and accept by tapping Next.

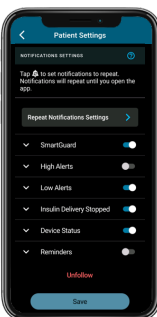
4

Enter the CareLink™ Personal username of the first person you wish to follow.*



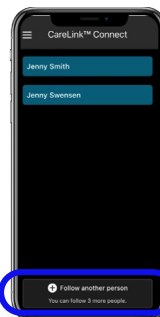
They must accept your request to follow in their CareLink™ Personal account within 24 hours.

5



Once accepted, you will be prompted to set up notifications. You will not receive any notifications** until these are set.

6



Tap **Follow another person** to add up to 5 MiniMed™ Mobile app users to your account.

You will need to program notifications for each user.

Automatic updates to mobile operating systems should also be turned off. If one becomes available, check the Medtronic Diabetes compatibility website* to see if it is supported before installing.

Representative patient profile. Android and Google Play are trademarks of Google LLC. AppStore® online store is a service mark of Apple Inc.

**Check your device compatibility at www.medtronicdiabetes.com/app-check Must be using and logged into the MiniMed™ Mobile app. User may follow up to 5 accounts.

**Internet connection required for live data and notifications - screen shown following MiniMed™ 780G system user.

Notifications



Notifications are color coordinated:
Alarms are red
Alerts are yellow
Reminders are grey
Messages are blue

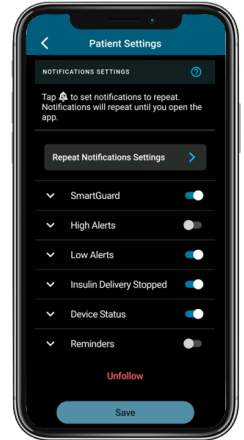
Each patient that you are following must have notifications set up individually.

Important Information:

- Notifications must be set in the Settings menu before any will be received.
- Having your phone on **Do Not Disturb, Mute, or Vibrate** may cause you to miss notifications.
- The CareLink™ Connect app lets you follow up to 5 people per account. There is a help section in the Main menu.

Repeat notifications:

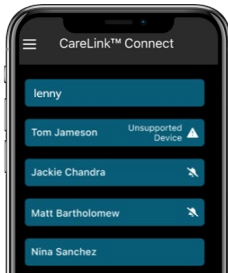
- Some notifications can be set to repeat when received at certain times you specify; they will have this symbol
- The notification sound can be personalized and will sound for 30 seconds and repeat every 60 seconds until the app is viewed.



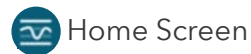
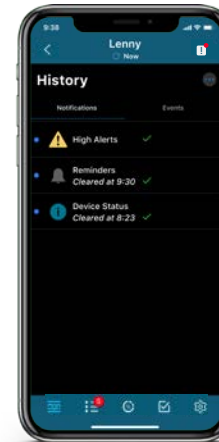
Linking to multiple users



As a CareLink™ Connect app user, you can follow up to 5 MiniMed™ Mobile app users. In the app, you can switch between live views and receive push notifications from each user.



Navigating profiles



Home Screen



History



Time in range



Device Status