

MEGAMAN[®]

LED Light Source

Product
Guide
2016



CONTENT

About MEGAMAN®

- 04 Who we are
- 04 MEGAMAN® milestones
- 05 Rigorous quality and management systems
- 05 Innovative and unique products
- 06 The banning of traditional light sources
- 08 Product series

MEGAMAN® Technology

- 10 Hybrid Reflector
- 12 U-DIM™

MEGAMAN® LED Products

Technology

- 14 Dim to Warm
- 18 Step Dimming
- 22 RichColour
- 26 Perfect White
- 28 Mellotone
- 29 Brilliant Tone

Smart Lighting

- 30 *INGENIUM*® BLU
- 32 *INGENIUM*® ZB

Reflector

- 34 PAR16
- 40 MR16
- 44 AR111
- 48 PAR20
- 48 PAR30S
- 49 PAR30
- 49 PAR38
- 50 R50
- 51 R63
- 51 R80
- 52 GX53
- 53 MR11

Classic

- 54 Candle
- 56 Classic
- 60 Globe
- 61 GX53
- 62 Liliput
- 63 T-lamp

Tube

- 64 T8
- 66 S19

Flexi & Strip

- 67 Flexi
- 68 Strip

Decorative

- 69 Filament Lamp
- 72 G4
- 73 G9
- 74 Crown Silver

Special Application

- 75 R7s
- 76 CLUSTERLITE®
- 77 Sensor Light
- 78 Night Light
- 79 Plant Lamp
- 80 Colour Bulb

Light Engine & Module

- 82 TECOH® THx
- 84 TECOH® CFx
- 85 TECOH® APx
- 86 TECOH® MHx
- 87 TECOH® RDx
- 88 TECOH® RLx
- 89 TECOH® FLx
- 92 TECOH® PLx
- 93 TECOH® DFx

Converter & Transformer

- 94 LED Constant Current Converter
- 95 LED Constant Voltage Converter
- 95 LED Phase-Cut Dimmable Electronic Transformer

Technical Information

- 96 Nomenclature
- 99 Energy Saving Tips
- 99 Lighting Design Software
- 100 Marketing Tools
- 102 LED Lamps vs Traditional Lamps
- 103 Product Index

About MEGAMAN®

Who We Are

Artificial light enhances the way we live and work. It brings us safety, comfort and productivity. MEGAMAN® is committed to providing light in a way that is truly sustainable, energy-saving and of such a quality that it brings a positive difference into the lives of all who use the company's innovative LED lighting solutions.

MEGAMAN® is proud to be the only major brand to have exclusively manufactured low-energy lighting products throughout its entire history, offering more than 20 years of industry expertise and innovation to the lighting market.

Beginning in 1994 with the highly successful production of CFL light sources, MEGAMAN® has evolved to become a complete low-energy lighting solutions provider. MEGAMAN® has built a reputation for producing high-performance LED light sources that offer a true replacement for traditional metal halide and halogen – combining quality lighting performance with substantial energy savings.

MEGAMAN® is now applying its market-leading experience to an even wider range of lighting solutions including revolutionary Smart Lighting control, a full range of components and a suite of low-energy fixtures.

- The MEGAMAN® range now includes more than 400 high quality light sources;
- MEGAMAN® now offers smart lighting with *INGENIUM*® BLU and ZB – providing further energy saving potential by giving users full lighting control via their smart device;
- MEGAMAN® now offers a full suite of lighting solutions with the addition of several new fixture lines, for both indoor and outdoor applications;
- MEGAMAN®'s *TECOH*® light engine and module range provides low-energy serviceable solutions for fixture makers worldwide;
- MEGAMAN® operates in over 90 countries across Europe, Asia-Pacific, the Middle East, Africa, North and South America, the USA and Canada;
- Our advanced research and development facilities ensure a continuous supply of new and exciting energy-efficient lighting products come to market every year.

MEGAMAN® continues to play a lead role in combating climate change and carbon emissions by pursuing continuous innovation in the production of low-energy lighting solutions.



MEGAMAN® Milestones

- 2014** Launched first smart lighting range, *INGENIUM*® BLU
Industry first full range of Dim to Warm LED products
- 2013** Integrated LED luminaires introduced
- 2012** Patented LED module - *TECOH*® MHx
TECOH® CFx – World's first 2000lm Zhaga Book2 Certified Light Engine
- 2011** R9 technology introduced to LED range
The first NVLAP lab certification for LED products
- 2010** Launched the first MEGAMAN® LED Candle and Classic
International office for Professional Marketing opens in Europe
- 2009** Innovative Thermal Conductive Highway™ technology
incorporated into MEGAMAN® LED reflectors
NVLAP lab certification for CFL products
- 2008** Amalgam technology is employed in full CFL range
- 2007** *DIMMERABLE*® technology introduced to CFL range
- 2005** DorS technology introduced to CFL range
Industry first RoHS compliant CFL
MEGAMAN® goes global, selling lamps in over 90 countries
- 2004** *INGENIUM*® technology is introduced to CFL lamps for long
life and short preheating time
- 2002** Industry first CFL GU10 reflector launched
Introduced Silicone Protection technology to CFL range
- 1999** Patented Cooling-Tube technology introduced to CFL range
- 1997** Industry first candle-shaped CFL
- 1996** Industry first classic-shaped CFL
- 1994** MEGAMAN® incorporated

Rigorous Quality and Management Systems

All MEGAMAN® products are designed, tested and produced in our own factories in Xiamen, China. Standards have been implemented factory-wide to ensure the MEGAMAN® manufacturing processes deliver innovative, reliable and safe products with high-quality standards now and in the future.

To ensure that MEGAMAN® products comply with the highest quality standards, company manufacturing plants are equipped with their own assembly lines. The in-house laboratory is ISO 17025 certified by CNAS and NVLAP, and is eligible to perform on-site testing for Intertek, TÜV Rheinland, UL and Energy Star.

The MEGAMAN® business runs under the most stringent management and quality systems. The green elements of the production process are maximised, employee welfare is prioritised and the company is socially responsible to the local community. To continually develop these areas, MEGAMAN® has undertaken a range of international accreditations. These include:

Quality Management System

MEGAMAN® products are manufactured and certified to ISO 9001:2008, ISO 14001:2004, ISO 14064-1:2006, OHSAS 18001:2007, SA 8000:2008 and QC 080000:2012.

Corporate Social Responsibility

MEGAMAN® has received OHSAS 18001:2007 and SA 8000:2008, confirming the level of care for employees and reinforcing the company's pledge to be socially responsible.

Controlling the Use of Hazardous Substances

MEGAMAN® plants are QC 080000 certified, underlining the fact that company manufacturing processes are closely monitored to ensure ultimate control of hazardous substances.



Product Quality Assurance

MEGAMAN® products are made using premium quality materials and innovative technologies within stringent control measures, to deliver maximum performance and energy efficiencies.



Innovative and Unique Products

With our patented LED design and technology, the MEGAMAN® LED products are able to deliver superb performance, including low power consumption, excellent light output and low maintenance costs. They provide the highest quality lighting performance of any LED based product on the market consuming the same power!

A new era in LED lighting solutions.

Unique Features

- Energy efficient replacement for traditional metal halide, CFL, halogen and incandescent lamps
- Deliver superb lighting performance
- High luminous efficacy up to 177lm/W
- High lumen maintenance: rated lumen maintenance of 70% (L70) at up to 50,000 hours life
- Long rated life up to 50,000 hours
- High colour rendering up to Ra95
- High colour temperature consistency
- Different colour temperature options of Mellotone, Warm White, Cool White and Brilliant Tone
- Options of different beam angles for the LED Reflector range
- Up to 91% energy savings
- Simple installation and servicing
- No UV and IR radiation

Additional Benefits

- Mercury-free
- Instant start-up
- Wide range of operating temperatures

Applications

- Boutiques / Shops
- Shopping Malls
- Hotels / Restaurants / Lounges
- Museums
- Galleries
- Offices
- Household

The banning of traditional light sources



From 1 September 2016, the phasing out of mains voltage halogen reflector lamps will begin in the EU. Even standard halogen energy saving light bulbs will go the same way two years later.

This trend is set to continue across the world but MEGAMAN® is more than ready with reliable and affordable energy efficient solutions to replace every use of these outdated technologies, supported by its global distribution.

Using light vs Consuming light

With traditional high-energy consuming light sources being phased out, the high quality and durability of MEGAMAN® light sources offers the opportunity for us to use light over a period of years, rather than consume and replace it, as we have been used to.

As a brand that has only manufactured low-energy lighting over our 21 year life, MEGAMAN® understands that light quality is every bit as important as energy savings.






Offering between 15,000 and 50,000 hour lifetimes, outstanding colour quality through our RichColour range, unique dim-to-warm functionality and even smart lighting control, MEGAMAN® products provide not just a replacement for conventional light sources and fixtures, but an enhancement to any lighting scheme.

Short payback times thanks to the high efficacy of our products, as well as the availability of Economy and Smart ranges alongside our Professional offering, means that in terms of affordability, MEGAMAN® has a solution to suit all customers. Customers will be using the same MEGAMAN® lamp year after year, rather than consuming and throwing away outdated conventional light sources.

Directional Lamps








under Commission Registration (EC) No.1194/2012

Phase-out Schedule

Starting September		2012	2013	2014	2015	2016	2017	2018
A++								
A+								
A								
B	Halogen MR11, halogen MR16 and high efficiency halogen AR111 					Will be phased out in Sept 2016		
	Less efficient CFL and LED reflectors 		Already phased out in Sept 2013 with few exceptions ¹					
C	Halogen AR48, halogen AR70 and low efficiency halogen AR111 			Already phased out in Sept 2014				
D	Halogen reflectors PAR16, PAR20, PAR30, PAR38, R50, R63 and R80 					Will be phased out in Sept 2016		
E	Incandescent reflector and less efficient halogen reflectors R50, R63, R80 and PAR38 		Already phased out in Sept 2013					

Non-directional lamps

under Commission Registration (EC) No. 244/2009

Starting September		2012	2013	2014	2015	2016	2017	2018
A++								
A+								
A								
B	High efficiency halogen G4 lamps 	Remains after Sept 2018						
	Less efficient CFL and LED lamps 	Already phased out in Sept 2009 with few exceptions ²						
C	High efficiency halogen R7s lamps 	Remains after Sept 2018						
	Low efficiency halogen G4 lamps 	Originally C class were to be banned in Sept 2016, but the schedule has been postponed to Sept 2018						Ban
D	High efficiency halogen G9 lamps 	Remains after 2018						
	Halogen energy saver lamps (including Candle and Classic) and low efficiency halogen R7s lamps 	Originally D class were to be banned in Sept 2016, but the schedule has been postponed to Sept 2018						Ban
E	Clear incandescent lamps and low efficiency halogen G9 lamps 	Already phased out in Sept 2012						

Remarks:

1 Exceptions includes:

- CFL lamp with CRI ≥90
- lamps with anti-glare shield

2 Exceptions includes:

- discharge lamp with cap GX53
- discharge lamp with CRI ≥90 and colour temperature ≥5000K
- non-clear lamp with CRI ≥90
- non-clear lamp with second envelope

3 Opal and pearl lamps were all banned from 2010.



Product Series

As a leading innovator of LED technology, MEGAMAN® has developed an extensive range of LED products for various domestic and commercial applications. Our products are classified into three main categories, namely Professional, Smart and Economy series. Each series has its own features designed to meet every need of consumers and professionals.

Professional Series

Suitable for commercial and high-end interior applications, the Professional series delivers high quality and comfortable light sources. This series possesses the advantages of powerful lighting performance, perfect optical design and excellent colour rendering. Having a similar profile and outlook to traditional halogen lamps, the MEGAMAN® LED reflector in Professional series is designed with unique technology such as our Hybrid Reflector and the patented Thermal Conductive Highway™ (TCH) technology for maximum durability and value over lifetime.

Smart Series

This series is a value-added option for consumers looking for high quality lighting at affordable prices. Featuring superb light output with high efficacy and performance, the Smart series is an ideal replacement for traditional incandescent or halogen lamps. The benefits of energy savings up to 90% and longer lamp life add to its appeal for consumers.

Economy Series

The most economical option among all series which serves an entry-level LED solution to replace halogen, incandescent and CFL lamps. Its long rated lamp life and high energy savings provide all the advantages you expect over traditional lighting products, but with the MEGAMAN® guarantee of quality.



A man with a beard and dark hair, wearing a maroon sweater over a light-colored collared shirt, is sitting at a wooden desk in a library. He is looking towards a glowing, modern desk lamp. The lamp has a white, cloud-like shade and a thin, grey stem. The background is a bright, modern library with large windows and other people blurred in the distance.

Smart
Lighting:

**THE NEXT
CHAPTER**

Hybrid Reflector

Excellent Optics, Efficacy and Beam Control

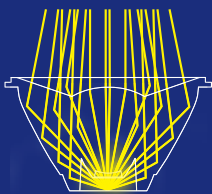
Building on the success of our patented Thermal Conductive Highway™ (TCH) technology, MEGAMAN® is proud to offer a new range of products with a groundbreaking hybrid reflector.

Offering enhanced beam control and efficacy, MEGAMAN®'s hybrid reflector combines the best features of MEGAMAN®'s popular faceted reflector range with the total internal reflection of our optical reflector to provide a solution that performs even better than competing LED technologies.

Avoiding the 'showerhead' look of multiple lens solutions, the hybrid reflector is still able to take advantage of the precise beam control of the parabolic reflector approach, while minimising spill light, reducing glare and eliminating the 'visual noise' of multiple lens arrays.


MEGAMAN®'s hybrid reflector technology also combines superior performance, with beautiful aesthetics – barely distinguishable from the much-loved and familiar look of a halogen reflector, but with far higher efficiency.

MEGAMAN® Hybrid Reflector

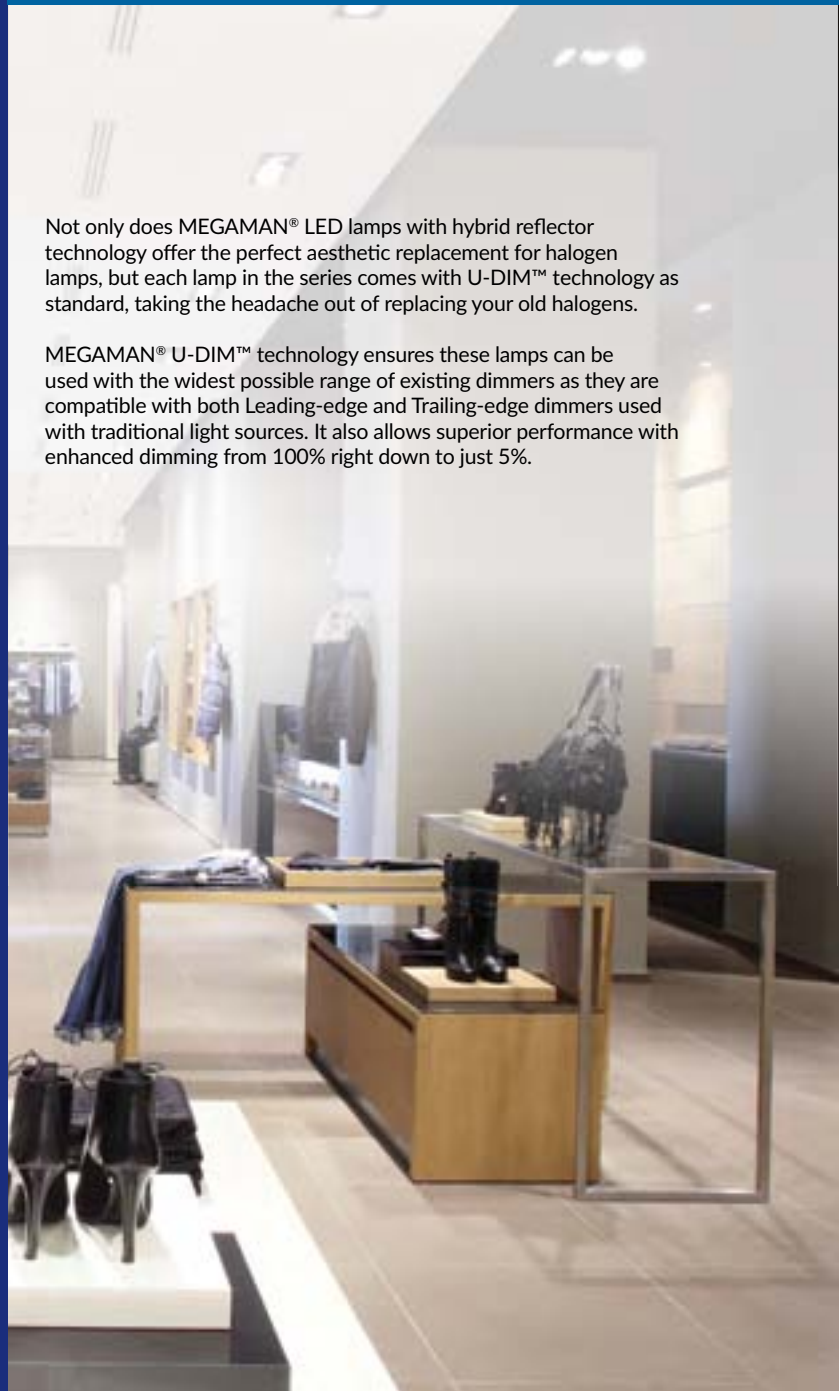


Beam Control with
Total Internal Reflection

Legacy Reflector



Spill Light of Conventional
Reflector



Not only does MEGAMAN® LED lamps with hybrid reflector technology offer the perfect aesthetic replacement for halogen lamps, but each lamp in the series comes with U-DIM™ technology as standard, taking the headache out of replacing your old halogens.

MEGAMAN® U-DIM™ technology ensures these lamps can be used with the widest possible range of existing dimmers as they are compatible with both Leading-edge and Trailing-edge dimmers used with traditional light sources. It also allows superior performance with enhanced dimming from 100% right down to just 5%.



Excellent Optics,
Efficacy and Beam Control

U-DIM™



Flicker free dimming compatible with widest range of existing dimmers

With the phase out of high-energy consuming traditional light sources, lighting manufacturers have a responsibility to make it as easy as possible for consumers to make the switch to LED lighting. It is with this in mind that MEGAMAN® has developed a revolutionary U-DIM™ technology that makes switching to LED easy.

Over the years traditional light sources have required different types of dimmers depending on their technology. The revolution that LED brings to lighting by replacing all types of conventional sources means a universal solution is required for LED to dim on all these existing circuits.

Up to now, when replacing traditional lamps with LED, working with an incompatible dimmer may have caused a multitude of issues from flickering to failure. MEGAMAN® lamps with U-DIM™ is a breakthrough in dimming technology and makes our lamps compatible with the widest possible range of existing dimmers, whether they are Leading-edge or Trailing Edge. It is easy to use, you just 'plug & play' so it takes the headache out of upgrading your lighting scheme. MEGAMAN® U-DIM™ also allows superior performance, flicker-free dimming from 100% right down to just 5%; combine this with our latest Dim to Warm technology and you can even have the exact same warmth as halogen when dimmed for a cosy ambience.

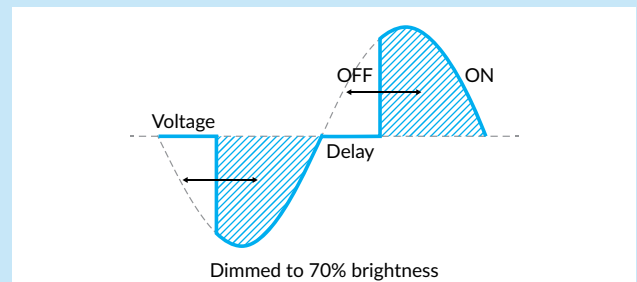
U-DIM™ technology will be offered as standard with MEGAMAN® lamps using eye-catching hybrid reflector technology. With mains voltage halogen reflector lamps being phased out in the EU from September 1st 2016, this means you can rely on MEGAMAN® LEDs to replace your halogen lamps in terms of dimming compatibility, performance and aesthetics, while benefiting from the energy-savings offered by LED technology.

Leading-edge and Trailing-edge are the most popular dimmers used for conventional light sources. They work by chopping out parts of the voltage and reducing power to the light source in order to achieve the dimming performance.

Leading-edge

also known as 'forward-phase control dimmers', 'triac dimmers' or 'incandescent dimmers'

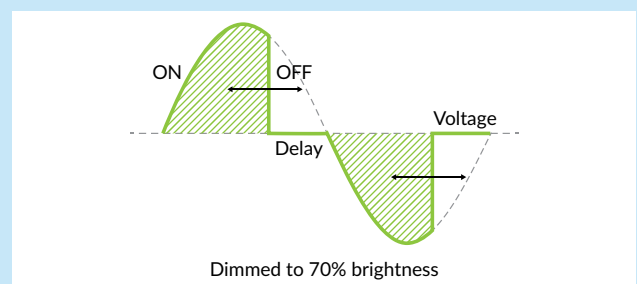
Leading-edge dimmer switches were used originally to dim incandescent and halogen lamps magnetic low voltage transformers.



Trailing-edge

also known as 'reverse-phase control dimmer' or 'electronic dimmers'

Trailing-edge dimmers are traditionally used for electronic drivers or low voltage transformers (capacitive loads).



Leading Edge or Trailing Edge? No need to worry

MEGAMAN® U-DIM™ lamps are compatible with both — taking the headache out of dimming.



Dim to Warm




Improved dimming performance with the warmth of Halogen

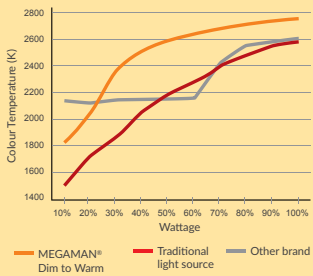
MEGAMAN® is proud to be the first to introduce a wide range of LED products incorporating a brand new Dim to Warm technology. These LED lamps emit a warmer light when they are dimmed. The colour temperature of these LED lamps changes from 2800K (2700K) to 1800K when the lamps are dimmed from 100% to 10% (from 100% to 1% for LED AR111 and LED MR16 constant current types), perfectly simulating the characteristics of incandescent and halogen lamps.

Unlike many products on the market which use multiple lens arrays, MEGAMAN®'s Dim to Warm lamps contain a unique single circuit chip level technical solution, allowing them to have the same compact profile as incandescent and halogen lamps while also replicating their warmth and dimming curve. The MEGAMAN® LED lamps with the Dim to Warm feature are true replacements for incandescent and halogen lamps in terms of the outlook, size, lighting effect and produce lighting performance that is familiar to consumers.

330° illumination angle



MEGAMAN® Dim to Warm is the LED lamp that dims like traditional light sources. Moving through a wide colour temperature range of 2800K (2700K) to 1800K as the lamps dim from 100% to 10%, the close replication of the dimming curve of halogen and incandescent makes MEGAMAN® Dim to WARM a unique offering to the LED market.



Dim to Warm

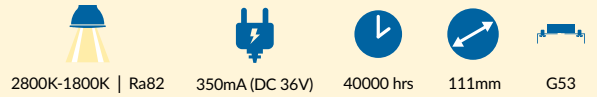


AR111 / Professional Series



TCH

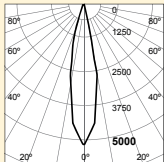
Dim to Warm



Model No.	Wattage (W)	Max. Luminous Intensity (cd)	Beam Angle (°)	Total Luminous Flux (lm)	Luminous Flux in 90° cone (lm)	Length (mm)	Dimmable	Energy Label
ER3712w-75H24D	12	5000	24	850	750	58	100-1%	A
ER3912w-75H45D	12	2000	45	850	750	58	100-1%	A

Capable of linear dimming from 100% to 1% when connected to a LED constant current reduction converter with output current of 350mA and voltage DC 36V and DC1-10V dimmer .
If the lamps are connected to a MEGAMAN® LED converter LD0214x1d-C350, the dimming range is 100% to 10%.

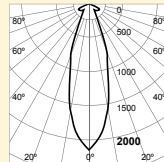
ER3712w-75H24D



m	Lux	Ø cm
0.5	20000	21
1	5000	43
1.5	2222	64
2	1250	85

Beam angle = 24°

ER3912w-75H45D



m	Lux	Ø cm
0.5	8000	41
1	2000	83
1.5	889	124
2	500	166

Beam angle = 45°

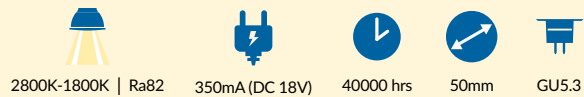


MR16 / Professional Series



TCH

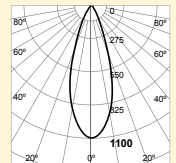
Dim to Warm



Model No.	Wattage (W)	Max. Luminous Intensity (cd)	Beam Angle (°)	Total Luminous Flux (lm)	Luminous Flux in 90° cone (lm)	Length (mm)	Dimmable	Energy Label
ER3306w-50H36D	6	1100	36	500	330	45	100-1%	A

Capable of linear dimming from 100% to 1% when connected to a LED constant current reduction converter with output current of 350mA and voltage DC 18V and DC1-10V dimmer .
If the lamps are connected to a MEGAMAN® U-DIM™ LED converter LD0208x1d-C350, the dimming range is 100% to 5% and compatible with both leading-edge and trailing-edge dimmers.
For further information on U-DIM™ technology, please refer to page 12.

ER3306w-50H36D



m	Lux	Ø cm
0.5	4400	32
1	1100	65
1.5	489	95
2	275	126

Beam angle = 36°

Dim to Warm



PAR16 / Smart Series



Dim to Warm



2800K-1800K | Ra82



220-240V



25000 hrs



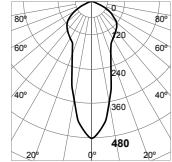
50mm



GU10

Model No.	Wattage (W)	Max. Luminous Intensity (cd)	Beam Angle (°)	Total Luminous Flux (lm)	Luminous Flux in 90° cone (lm)	Length (mm)	Dimmable	Energy Label
LR5006wDG-WFL	6	480	35	400	280	57	100-5%	A

LR5006wDG-WFL



m	Lux	Ø cm
0.5	1920	32
1	480	63
1.5	213	95
2	120	126

Beam angle = 35°



CANDLE / Smart Series



2700K-1800K | Ra80



220-240V



25000 hrs



E14

Equivalent Incandescent Lamp Wattage (W)	Model No.	Wattage (W)	Total Luminous Flux (lm)	Diameter (mm)	Length (mm)	Dimmable	Energy Label	Product Photo
25	LC0404w	4	250	35	100	100-10%	A+	1
25	LC0404wCS	4	250	35	100	100-10%	A+	2
40	LC1106w	6	470	40	106	100-10%	A+	3
40	LC1106wCS	6	470	40	106	100-10%	A+	4



CLASSIC / Smart Series



2700K-1800K | Ra80



220-240V



25000 hrs

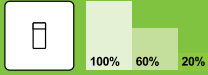
Lamp Type	Equivalent Incandescent Lamp Wattage (W)	Model No.	Lamp Base	Wattage (W)	Total Luminous Flux (lm)	Diameter (mm)	Length (mm)	Dimmable	Energy Label	Product photo
P45	25	LG2604w	E14	4	250	45	84	100-10%	A+	1
P45	40	LG5206w	E14	6	470	45	80	100-10%	A+	2
A55	40	LG2207w	E27	7	470	55	104	100-10%	A+	3
A65	60	LG2310.5w	E27	10.5	810	65	125	100-10%	A+	4

E27 lamp base is available for Candle with 470lm and Classic P45. Please refer to the website www.megaman.cc/user-guide for the compatible dimmer list.

Dim to Warm



Step Dimming



Step Dimming

LED lamp with a 'built-in dimmer'

MEGAMAN® launched an LED product range with a 'built-in dimmer' that offers LED lamps with a step dimming feature. These LED lamps provide a convenient, simple and instant way to adjust the brightness level to 100%, 60% and 20% with the use of any standard (ON/OFF) switch.

This new product range is designed to offer you the flexibility to create the perfect mood for any occasion. The LED lamps available in this range include the Candle, Classic, PAR16 reflector, R50 reflector, R63 reflector and GX53, they offer excellent light output for different household and commercial applications. With the step dimming technology embedded in the LED lamp, users can enjoy reduced electricity costs when the lamp is dimmed.

Three adjustable brightness levels: 100%, 60% and 20%



100%



60%



20%

Dim the LED lamp with any ordinary light switch



A convenient and simple way to create the perfect mood for any occasion

Full range to cater for different applications



Step Dimming



PAR16 / Smart Series

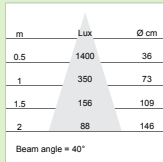
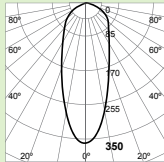
Step Dimming



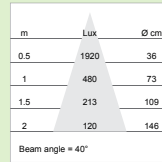
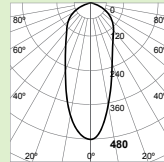
2800K | Ra82
 4000K | Ra85
 220-240V
 25000 hrs
 50mm
 GU10

Model No.	Wattage (W)	Max. Luminous Intensity (cd)	Beam Angle (°)	Total Luminous Flux (lm)	Luminous Flux in 90°	Length (mm)	Dimmable	Energy Label
LR2105sDG-WFL	5	350	40	250	220	57	100%, 60%, 20%	A
LR2106sDG-WFL	6	480	40	360	265	57	100%, 60%, 20%	A

LR2105sDG-WFL



LR2106sDG-WFL



R50 & R63 / Smart Series

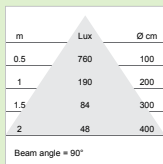
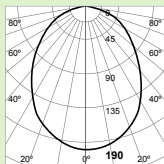
Step Dimming



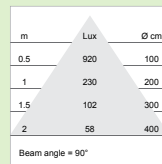
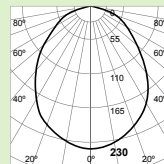
2800K | Ra82
 4000K | Ra85
 220-240V
 25000 hrs

Lamp Type	Model No.	Lamp Base	Wattage (W)	Max. Luminous Intensity (cd)	Beam Angle (°)	Total Luminous Flux (lm)	Luminous Flux in 90° cone (lm)	Luminous Flux in 120° cone (lm)	Diameter (mm)	Length (mm)	Dimmable	Energy Label	Product Photo
R50	LR2606s-SWFL	E14	6	190	90	400	250	340	50	87	100%, 60%, 20%	A+	1
R63	LR2408s-SWFL	E27	8	230	90	600	350	520	63	104	100%, 60%, 20%	A+	2

LR2606s-SWFL



LR2408s-SWFL



Step Dimming



CANDLE & CLASSIC / Smart Series

Step Dimming



Lamp Type	Equivalent Incandescent Lamp Wattage (W)	Model No.	Lamp Base	Wattage (W)	Total Luminous Flux (lm)	Diameter (mm)	Length (mm)	Dimmable	Energy Label	Product Photo
Candle	40	LC1106s	E14	6	470	40	106	100%, 60%, 20%	A+	1
P45	40	LG5206s	E14	6	470	45	80	100%, 60%, 20%	A+	2
A55	40	LG2206s	E27	6	470	55	104	100%, 60%, 20%	A+	3
A60	60	LG2509.5s	E27	9.5	810	60	115	100%, 60%, 20%	A+	4
A65	75	LG2311s	E27	11	1055	65	125	100%, 60%, 20%	A+	5

E27 lamp base is available for Candle and Classic P45




GX53 / Smart Series

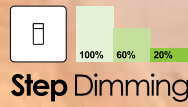
Step Dimming



Model No.	Wattage (W)	Total Luminous Flux (lm)	Length (mm)	Dimmable	Energy Label	Product Photo
LR2205s	5	300	24	100, 60%, 20%	A+	1
LR3307s	7	520	32	100, 60%, 20%	A+	2



Step Dimming



RichColour True Colour Reproduction

MEGAMAN® RichColour is a new range of LED lamps designed to maximise the richness and quality of colours. With high colour rendering of up to Ra95, MEGAMAN® RichColour is the perfect LED replacement for halogen lamps in applications where the faithful colour reproduction associated with natural light is crucial. These places include retail stores, art galleries and museums.

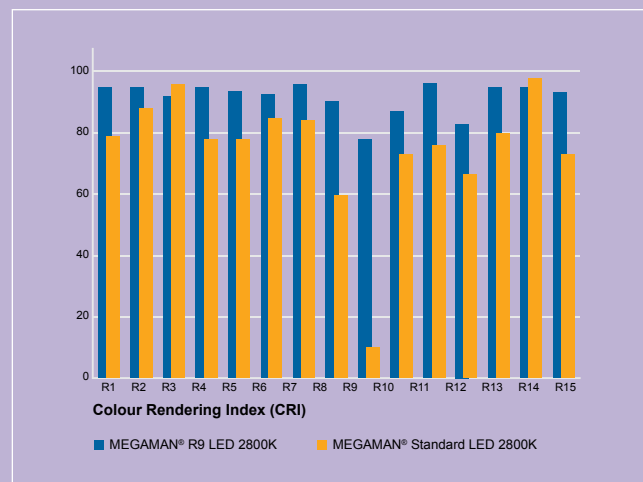
Taking colour enhancement yet a step further, MEGAMAN® RichColour+ combines all the benefits of standard RichColour technology with enhanced red colour rendition (R9) of ≥ 75 - maximising the visual impact of meat, fresh fruit and vegetables. The well-balanced and high quality light of RichColour+ lamps makes them the perfect choice for food and other display lighting applications where the visual appeal of items is essential.

RichColour+

High colour rendition of Ra ≥ 95
+
High red colour rendition (R9) value of ≥ 75

RichColour

High colour rendition of Ra ≥ 90



When we determine the general colour rendering index, the first eight colours in the Test Colour Sample (TCS; see Figure 1) defined in accordance with DIN 6169 are employed for the calculation. In addition to these eight colours (R1 to R8), there are another six colours (R9 to R14) that are more vivid and known as "saturated" colours.

The MEGAMAN® RichColour+ lamp not only has high colour rendering index of ≥ 95 and a high red colour rendition (R9) value of ≥ 75 , but it also has a high value of the other "saturated" colours (R10 to R14), which allows the beautiful red of an object to be revealed and creates well-balanced and high-quality lighting.

RichColour+



PAR16 / Professional Series



Hybrid Reflector

U-DIM™

RichColour +

Ra95



2800K | Ra95



4000K | Ra95



220-240V



25000 hrs



50mm



GU10



value ≥75

Model No.	Wattage (W)	Max. Luminous Intensity (cd)	Beam Angle (°)	Total Luminous Flux (lm)	Luminous Flux in 90° cone (lm)	Length (mm)	Dimmable	Energy Label
LR5907dR9HR-75H24D NEW	7	2650	24	580	420	57	100-5%	A+
LR5907dR9HR-75H35D NEW	7	1650	35	580	420	57	100-5%	A+

Please refer to the website www.megaman.cc for the latest photometric and lux diagrams.



MR16 / Smart Series



Dimmable

RichColour +

Ra95



2800K | Ra95



4000K | Ra95



AC12V



25000 hrs



50mm



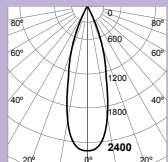
GU5.3



value ≥75

Model No.	Wattage (W)	Max. Luminous Intensity (cd)	Beam Angle (°)	Total Luminous Flux (lm)	Luminous Flux in 90° cone (lm)	Length (mm)	Dimmable	Energy Label	Product photo
ER3308dR9LN-FL NEW	8	2400	24	500	420	49	100-10%	A	1
ER3308dR9DG-WFL NEW	8	1450	36	500	420	49	100-10%	A	2

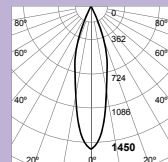
ER3308dR9LN-FL



m	Lux	Ø cm
0.5	9600	21
1	2400	43
1.5	1067	64
2	600	85

Beam angle = 24°

ER3308dR9DG-WFL



m	Lux	Ø cm
0.5	5800	32
1	1450	63
1.5	644	95
2	363	126

Beam angle = 35°

RichColour



CLASSIC / Smart Series



Dimmable

RichColour

Ra92



Lamp Type	Equivalent Incandescent Lamp Wattage (W)	Model No.	Wattage (W)	Total Luminous Flux (lm)	Diameter (mm)	Length (mm)	Dimmable	Energy Label	Product Photo
A60	40	LG7207dR9	NEW 7	470	60	112	100-10%	A+	1
A60	60	LG7310.5dR9	NEW 10.5	810	60	117	100-10%	A+	2
A65	75	LG7813dR9	NEW 13	1055	65	125	100-10%	A+	3



CANDLE / Smart Series

RichColour

Ra92



Lamp Type	Equivalent Incandescent Lamp Wattage (W)	Model No.	Lamp Base	Wattage (W)	Total Luminous Flux (lm)	Diameter (mm)	Length (mm)	Dimmable	Energy Label	Product Photo
Candle	25	LC0403.5R9v2	NEW E14	3.5	250	35	100	No	A+	1
Candle	40	LC0405.5R9	NEW E14	5.5	470	35	100	No	A+	1
P45	25	LG2603.5R9v2	NEW E14	3.5	250	45	84	No	A+	2
P45	40	LG2605.5R9	NEW E14	5.5	470	45	84	No	A+	2
A60	40	LG7105.5R9	NEW E27	5.5	470	60	109	No	A+	3
A60	60	LG7310R9	NEW E27	10	810	60	117	No	A+	4
A65	75	LG7812R9	NEW E27	12	1055	65	125	No	A+	5

E27 lamp base is available for Candle with 470lm and Classic P45.
Please refer to the website www.megaman.cc/user-guide for the compatible dimmer list.
Preliminary data

LED reflector
LED
READ
cheese
Mmm!
LED
MR



Perfect White



Brings whites to life

MEGAMAN® Perfect White technology is a solution that offers retailers a distinct advantage enhancing textiles by bringing whites to life while still offering superb efficacy and energy efficiency, compared to traditional light sources. It is ideally suited for retail lighting as well as other accent and display applications. The Perfect White range produces a high quality light that mimics the effect of daylight on white objects, giving them a natural vibrancy that makes them stand out from crowd.

Designed to replace 75W halogen AR111, MEGAMAN® LED AR111 reflectors with Perfect white Technology saves up to 84% of energy while delivering excellent light output. Its long lasting nature greatly reduces maintenance time and the glass cover design makes maintenance even easier.

So how does it work?

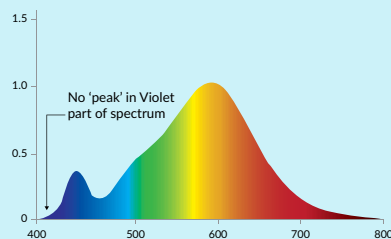
MEGAMAN® 's Perfect White introduces violet light with a peak at 410nm in the near visible, non-harmful part of the spectrum - also found in natural sunlight - to provide an output that closely mimics the effect of natural daylight on white objects.

How does MEGAMAN® achieve this?

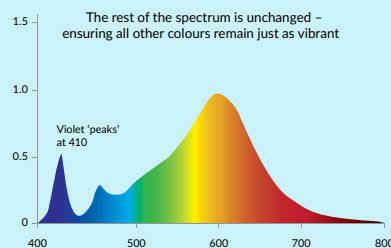
Many white objects and especially textiles found in retail stores contain Fluorescent Whitening Agents (FWAs) which, when excited, fluoresce – giving the object a brighter and livelier appearance. This is why clothes often look better when shown in natural daylight. Importantly the violet element within MEGAMAN®'s Perfect White technology, leaves the rest of the spectrum unchanged - so other colours maintain their vibrancy too. The violet just excites the FWAs, producing a 'Perfect' white finish that not only makes the product leap out from any background but increases contrast. As a result retail shops, in particular fashion stores, will find their merchandise more attractive and convincing when exposed to Perfect White's light source.



MEGAMAN® Standard 2800K LED Spectral Response Curve



MEGAMAN® Perfect White LED Spectral Response Curve



Perfect White



AR111 / Professional Series



TCH

Dimmable

Perfect White



3000K | Ra82



AC 12V



35000 hrs



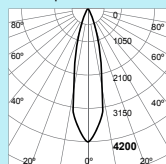
111mm



G53

Model No.	Wattage (W)	Max. Luminous Intensity (cd)	Beam Angle (°)	Total Luminous Flux (lm)	Luminous Flux in 90° cone (lm)	Length (mm)	Dimmable	Energy Label
ER2712p-75H24D	12	4200	24	700	560	58	100-10%	A
ER2912p-75H45D	12	1500	45	700	560	58	100-10%	A

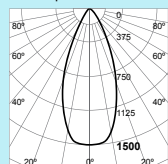
ER2712p-75H24D



m	Lux	Ø cm
0.5	16800	21
1	4200	43
1.5	1867	64
2	1050	85

Beam angle = 24°

ER2912p-75H45D



m	Lux	Ø cm
0.5	6000	41
1	1500	83
1.5	667	124
2	375	166

Beam angle = 45°

LED MELLOTONE

With a warm colour temperature of 2400K, the MEGAMAN® LED Mellotone series is designed to deliver harmonious illumination to create a warm and cosy environment. When these lamps are used in a room with wooden wall panels or furniture, a comfortable and inviting environment is easily achieved.

LED Mellotone makes specific commercial environments such as hotels, restaurants and furniture stores even more attractive and inspiring for their customers. It is also popular for bakery lighting and presents a cosy shopping environment and vibrant pastries and breads.



MELLOTONE / PAR16 / Smart Series



Dimmable



2400K | Ra80



220-240V



25000 hrs



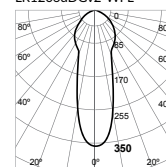
50mm



GU10

Model No.	Wattage (W)	Max. Luminous Intensity (cd)	Beam Angle (°)	Total Luminous Flux (lm)	Luminous Flux in 90° cone (lm)	Length (mm)	Dimmable	Energy Label
LR1206dDGv2-WFL	6	350	35	300	230	57	100-10%	A

LR1206dDGv2-WFL



m	Lux	Ø cm
0.5	1400	32
1	350	65
1.5	156	95
2	88	126

Beam angle = 35°



MELLOTONE / Candle / Smart Series



Dimmable



2400K | Ra80



220-240V



25000 hrs



35mm



E14

Equivalent Incandescent Lamp Wattage (W)	Model No.	Wattage (W)	Total Luminous Flux (lm)	Length (mm)	Dimmable	Energy Label	Product Photo
21	LC0803.5dCS	3.5	210	100	100-10%	A+	1
30	LC0805dCS	5	330	100	100-10%	A+	2



MELLOTONE / Classic / Smart Series



Dimmable



2400K | Ra80



220-240V



25000 hrs

Lamp Type	Equivalent Incandescent Lamp Wattage (W)	Model No.	Lamp Base	Wattage (W)	Total Luminous Flux (lm)	Diameter (mm)	Length (mm)	Dimmable	Energy Label	Product Photo
P45	21	LG2603.5d	E14	3.5	210	45	84	100-10%	A+	1
P45	21	LG4003.5dCS	E14	3.5	210	45	84	100-10%	A+	2
A55	33	LG4106dCS	E27	6	380	55	104	100-10%	A+	3
A55	33	LG2207d	E27	7	380	55	104	100-10%	A	4

E27 lamp base is available for Classic P45.

Please refer to the website www.megaman.cc/user-guide for the compatible dimmer list.

LED BRILLIANT TONE

Utilising 5500K illumination, MEGAMAN® LED Brilliant Tone produces captivating and sparkling light effects. It is the ideal choice to demonstrate the beauty of jewellery, diamonds and crystals. The bright and vivid light colour unfolds the detail of the merchandise and gives the displayed jewellery an extra sparkle to attract everyone's attention and help drive a purchase. It generates less heat as compared to conventional lamps, and can be over 80% more energy efficient.



BRILLIANT TONE / MR16 / Professional Series

TCH

Dimmable



5500K | Ra85



460mA (DC20V)



30000 hrs



50mm

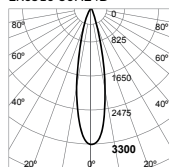


GU5.3

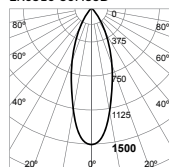
Model No.	Wattage (W)	Max. Luminous Intensity (cd)	Beam Angle (°)	Total Luminous Flux (lm)	Luminous Flux in 90° cone (lm)	Length (mm)	Dimmable	Energy Label
ER0510-50H24D	10	3300	24	620	575	82	100-1%	A
ER0510-50H36D	10	1500	36	700	600	82	100-1%	A

LED constant current converter with output current of 460mA and voltage DC 20V is required for ER0510-50H24D and ER0510-50H36D. The recommended MEGAMAN® LED converter is LD0110x1v-C460.

ER0510-50H24D



ER0510-50H36D



Smart Lighting



INGENIUM® BLU is a brand new series of LED lamps which use Bluetooth technology to connect to and control lighting fixtures in homes and commercial spaces. With the INGENIUM® BLU solution's integrated Bluetooth technology you can enjoy the benefits of smart lighting with instant and easy set-up.

Simple and Affordable

INGENIUM® BLU is the most economical way to get started with a smart lighting solution.



Easy Installation

Can be set up without wiring, making it accessible and cost-effective for everyone



Mobile Control

Control the latest MEGAMAN® LED via a smart devices



Scene Setting

Set lighting routines that fit your lifestyle



Energy-savings

High energy savings when dimming function is used



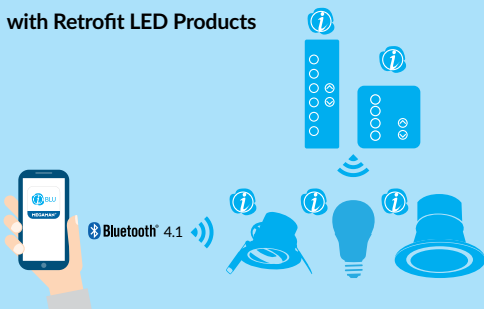
INGENIUM® BLU

INGENIUM® BLU applies Bluetooth 4.1 technology and uses a mesh network topology – a key network architecture that extends the coverage area several times wider than before and allows for the control of substantially more lamps or devices – all while using less of your smart device's battery power. Giving users simultaneous control of up

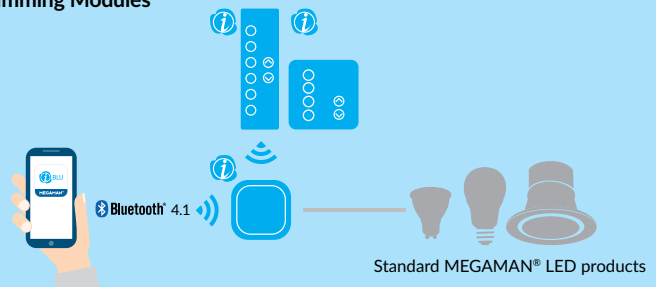
to 8 times more lamps or devices (64) than with its first generation products, the upgraded INGENIUM® BLU system also boasts improved dimming performance with a range of 100%-5%.

How it works

with Retrofit LED Products



with Dimming Modules



INGENIUM® BLU App

INGENIUM® BLU Products



Wall-mounted controller



Remote controller



250W Dimming module
Phase-out dimming



100W Dimming module
Phase-out dimming



Power

Switch the lights on and off



Dimming

Adjust brightness level with linear dimming functions



Timer

Pre-set the time to light up the lamp from lowest to full brightness



Grouping

Control lighting devices room-by-room



Scenes

Set programmers for your favorite settings for repeated use

Technical Information

Bluetooth version	4.1
Expected coverage	10 metres
Maximum number of lamps / devices to be connected at the same time	64
Maximum number of groups	At least 8 groups available (dependent of smart device)
Maximum number of lamps per group	64
Maximum number of scene set per group	At least 8 scenes available (dependent of smart device)
Control unit	Smart device with app (iOS or Android), remote controller and wall-mounted controller
Network topology	Mesh
Applications	Household use, showroom, lounge, function room, conference room, reception area, office, etc.
Recommended operating systems versions of the smart devices	iOS 6.1 and later version, Android 4.3 and later version



Available on the
App Store



ANDROID APP ON
Google play

Smart Lighting

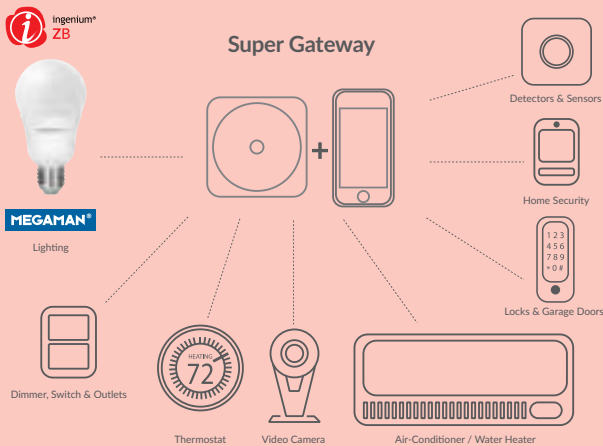


Scalable and Interoperable Smart Lighting System for High-end Applications

INGENIUM® ZB is a scalable smart lighting solution working with ZigBee® technology that allows users to gain wireless control over all INGENIUM® ZB lighting products. It is compatible with popular ZigBee® equipped super gateways, allowing you to add general lighting to your smart home automation system.

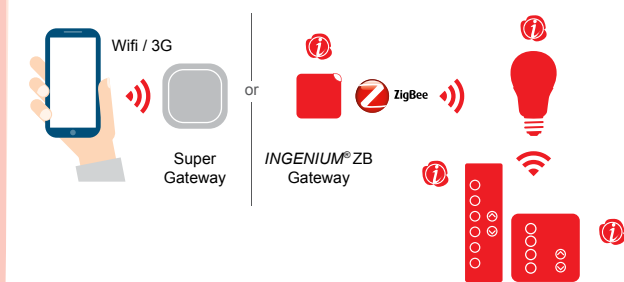
Compatible with Common ZigBee® Equipped Super Gateways

Allows interoperability between MEGAMAN® LED lighting and other home equipment

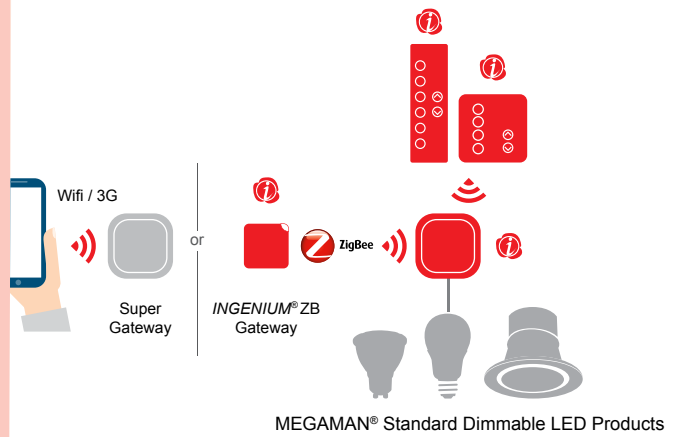


How it works

with Retrofit LED Products



with Dimming Modules



Compatible with other ZigBee smart home solutions



Scalable, large coverage



Remote access

MEGAMAN® Smart Lighting – INGENIUM® ZB

MEGAMAN® Smart Lighting will be a bridge between general lighting and smart home system



INGENIUM® ZB Products



Wall-mounted controller



Remote controller



Gateway



250W Dimming module*;
Triac dimming



100W Dimming module*;
Triac dimming

Technical Information

Expected coverage	30 metres
Maximum number of lamps / devices to be connected at the same time	At least 200 units
Maximum number of groups	At least 200 groups
Maximum number of lamps / devices per group	200
Maximum number of scene set per group	At least 255 scenes available
Control unit	Smart device with app (iOS or Android), remote controller, wall-mounted controller
Network topology	Mesh
Applications	Hotel, office, restaurant, showroom, gallery, household use etc
Recommended operating systems versions of the smart devices	iOS 7 and later version, Android 4.0 and later version

LED PAR16

Combining the benefits of the popular MEGAMAN® faceted reflector design with the total internal reflection of our optical reflector, MEGAMAN® is proud to offer a ground-breaking Hybrid Reflector solution with enhanced beam control and efficacy. The new LED PAR16 with Hybrid Reflector technology delivers superior performance with beautiful aesthetics – barely distinguishable from the familiar look of a halogen reflector, but with far higher efficiency.

Each dimmable lamp with the Hybrid Reflector technology comes with the latest MEGAMAN® U-DIM™ technology as a standard feature, which ensures these lamps can be used with the widest possible range of existing dimmers (compatible with both leading-edge and trailing-edge dimmers) with the enhanced dimming range from 100% right down to just 5%. For further information on the Hybrid Reflector and U-DIM™ technologies, please refer to pages 10-13.

Different from the multiple lens solutions in the market, the MEGAMAN® LED PAR16 reflector range uses three different methods to control light: dual axially mounted LEDs using a parabolic reflector with Hybrid Reflector, Thermal Conductive Highway™ (TCH) technology, optical reflector, and LED plus prismatic controller. This approach allows for all the associated advantages of precise beam control, high efficiency, excellent lighting performance, minimised spill light, and less glare.

To enhance to any lighting scheme, MEGAMAN® offers the LED PAR16 range with outstanding colour quality through our RichColour+ technology, unique Dim to Warm functionality, Step Dimming technology to dim the lamp with ordinary on/off switch, and even smart lighting control.

50W Alternatives



PAR16 / Professional Series



Hybrid Reflector

U-DIM™



Model No.	Wattage (W)	Max. Luminous Intensity (cd)	Beam Angle (°)	Total Luminous Flux (lm)	Luminous Flux in 90° cone (lm)	Length (mm)	Dimmable	Energy Label	Product Photo
LR5606dHR-50H24D ¹	6	2200	24	500	350	57	100-5%	A+	1
LR5907dHR-75H24D ¹	7	3200	24	700	500	57	100-5%	A+	2
LR5606dHR-50H35D ¹	6	1200	35	500	350	57	100-5%	A+	1
LR5907dHR-75H35D ¹	7	2000	35	700	500	57	100-5%	A+	2

Please refer to the website www.megaman.cc for the latest photometric and lux diagrams.



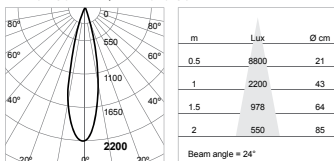
PAR16 / Professional Series

TCH

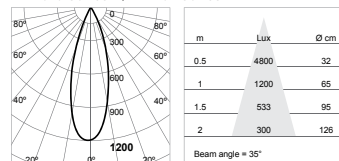


Model No.	Wattage (W)	Max. Luminous Intensity (cd)	Beam Angle (°)	Total Luminous Flux (lm)	Luminous Flux in 90° cone (lm)	Length (mm)	Dimmable	Energy Label
LR4407d-50H24D	7	2200	24	450	330	64	100-10%	A
LR4407-50H24D	7	2200	24	500	335	64	No	A
LR4407d-50H35D	7	1200	35	450	330	64	100-10%	A
LR4407-50H35D	7	1200	35	500	335	64	No	A

LR4407-50H24D / LR4407d-50H24D



LR4407d-50H35D / LR4407-50H35D




Please refer to the website www.megaman.cc/user-guide for the compatible dimmer list.
¹ Preliminary Data

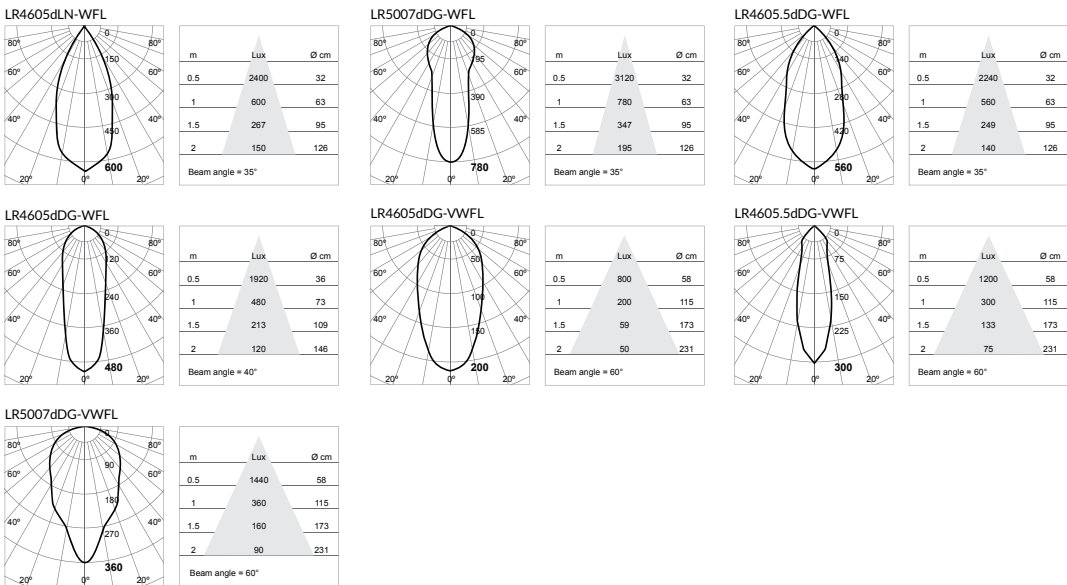
50W Alternatives



PAR16 / Smart Series



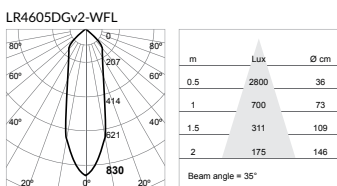
Model No.	Wattage (W)	Max. Luminous Intensity (cd)	Beam Angle (°)	Total Luminous Flux (lm)	Luminous Flux in 90° cone (lm)	Length (mm)	Dimmable	Energy Label	Product Photo
LR4605dLN-WFL ¹	NEW 5	600	35	345	265	57	100-5%	A+	1
LR5007dDG-WFL	7	780	35	700	460	57	100-10%	A+	3
LR4605.5dDG-WFL	5.5	560	35	500	345	57	100-5%	A+	2
LR4605dDG-WFL	5	480	40	360	265	57	100-5%	A+	2
LR4605dDG-VWFL	5	200	60	360	265	57	100-5%	A+	2
LR4605.5dDG-VWFL	5.5	300	60	500	345	57	100-5%	A+	2
LR5007dDG-VWFL	7	360	60	700	460	57	100-10%	A+	3



PAR16 / Economy Series



Model No.	Wattage (W)	Max. Luminous Intensity (cd)	Beam Angle (°)	Total Luminous Flux (lm)	Luminous Flux in 90° cone (lm)	Length (mm)	Dimmable	Energy Label
LR4605DGv2-WFL	5	830	35	500	420	57	No	A++



Please refer to the website www.megaman.cc/user-guide for the compatible dimmer list.
¹ Preliminary Data



Smart Lighting The next chapter




50W Alternatives



PAR16 / Smart Series

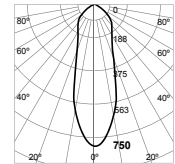
INGENIUM® BLU



Model No.	Wattage (W)	Max. Luminous Intensity (cd)	Beam Angle (°)	Total Luminous Flux (lm)	Luminous Flux in 90° cone (lm)	Length (mm)	Dimmable	Energy Label
LR3808dB-T-WFL	8	750	35	540	410	65	100-10%	A

The PAR16 reflector LR3808dB-T-WFL is Bluetooth 4.0 enabled LED lamp.

LR3808dB-T-WFL



m	Lux	Ø cm
0.5	3000	32
1	750	65
1.5	333	95
2	188	126

Beam angle = 35°



PAR16 / Smart Series

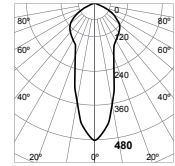
Dim to Warm



Model No.	Wattage (W)	Max. Luminous Intensity (cd)	Beam Angle (°)	Total Luminous Flux (lm)	Luminous Flux in 90° cone (lm)	Length (mm)	Dimmable	Energy Label
LR5006wDG-WFL	6	480	35	400	280	57	100-5%	A

Please refer to the website www.megaman.cc/user-guide for the compatible dimmer list.

LR5006wDG-WFL



m	Lux	Ø cm
0.5	1920	32
1	480	63
1.5	213	95
2	120	126

Beam angle = 35°



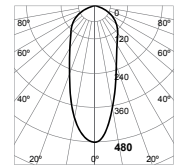
PAR16 / Smart Series

Step Dimming



Model No.	Wattage (W)	Max. Luminous Intensity (cd)	Beam Angle (°)	Total Luminous Flux (lm)	Luminous Flux in 90° cone (lm)	Length (mm)	Dimmable	Energy Label
LR2106sDG-WFL	6	480	40	360	265	57	100%, 60%, 20%	A

LR2106sDG-WFL



m	Lux	Ø cm
0.5	1920	36
1	480	73
1.5	213	109
2	120	146

Beam angle = 40°



50W Alternatives



PAR16 / Professional Series



Hybrid Reflector

U-DIM™

Rich Colour+

Ra95



2800K | Ra95



4000K | Ra95



220-240V



25000 hrs



50mm



GU10



R9 value ≥75

Model No.	Wattage (W)	Max. Luminous Intensity (cd)	Beam Angle (°)	Total Luminous Flux (lm)	Luminous Flux in 90° cone (lm)	Length (mm)	Dimmable	Energy Label
LR5907dR9HR-75H24D NEW	7	2650	24	580	420	57	100-5%	A+
LR5907dR9HR-75H35D NEW	7	1650	35	580	420	57	100-5%	A+

Please refer to the website www.megaman.cc for the latest photometric and lux diagrams.




35W Alternatives



PAR16 / Professional Series

Hybrid Reflector




Model No.	Wattage (W)	Max. Luminous Intensity (cd)	Beam Angle (°)	Total Luminous Flux (lm)	Luminous Flux in 90° cone (lm)	Length (mm)	Dimmable	Energy Label
LR5604HR-35H24D ¹	4	1300	24	350	250	57	No	A+
LR5604HR-35H35D ¹	4	600	35	350	250	57	No	A+

Please refer to the website www.megaman.cc for the latest photometric and lux diagrams.



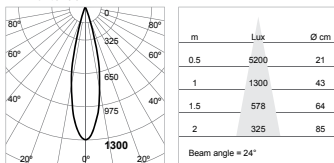
PAR16 / Professional Series

TCH

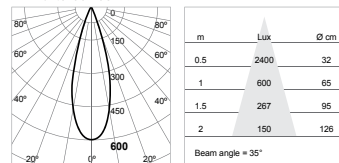


Model No.	Wattage (W)	Max. Luminous Intensity (cd)	Beam Angle (°)	Total Luminous Flux (lm)	Luminous Flux in 90° cone (lm)	Length (mm)	Dimmable	Energy Label
LR4204.5-35H24D	4.5	1300	24	240	210	55	No	A
LR4204.5-35H35D	4.5	600	35	240	210	55	No	A

LR4204.5-35H24D



LR4204.5-35H35D



¹ Preliminary Data

35W Alternatives

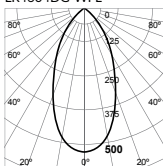


PAR16 / Economy Series



Model No.	Wattage (W)	Max. Luminous Intensity (cd)	Beam Angle (°)	Total Luminous Flux (lm)	Luminous Flux in 90° cone (lm)	Luminous Flux in 120° cone (lm)	Length (mm)	Dimmable	Energy Label	Product Photo
LR4604DG-WFL	4	500	35	250	220	N/A	57	No	A+	1
LR4604.5DG-WFL	4.5	560	35	360	265	N/A	57	No	A+	1
LR4604DG-VWFL	4	300	60	250	220	N/A	57	No	A+	1
LR4604.5DG-VWFL	4.5	360	60	360	265	N/A	57	No	A+	1
LR2104DG-SWFL	4	160	90	250	220	230	57	No	A+	2

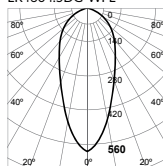
LR4604DG-WFL



m	Lux	Ø cm
0.5	2000	32
1	500	63
1.5	222	95
2	125	126

Beam angle = 35°

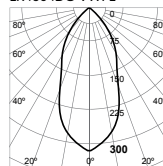
LR4604.5DG-WFL



m	Lux	Ø cm
0.5	2240	32
1	560	63
1.5	249	95
2	140	126

Beam angle = 35°

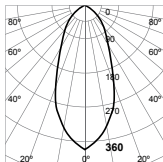
LR4604DG-VWFL



m	Lux	Ø cm
0.5	1200	58
1	300	115
1.5	133	173
2	75	231

Beam angle = 60°

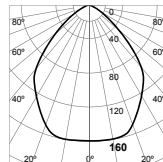
LR4604.5DG-VWFL



m	Lux	Ø cm
0.5	1400	58
1	360	115
1.5	160	173
2	90	231

Beam angle = 60°

LR2104DG-SWFL



m	Lux	Ø cm
0.5	640	100
1	160	200
1.5	71	300
2	40	400

Beam angle = 90°



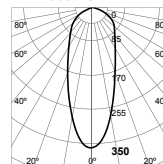
PAR16 / Smart Series



Step Dimming



LR2105sDG-WFL



m	Lux	Ø cm
0.5	1400	36
1	350	73
1.5	156	109
2	88	146

Beam angle = 40°

Model No.	Wattage (W)	Max. Luminous Intensity (cd)	Beam Angle (°)	Total Luminous Flux (lm)	Luminous Flux in 90° cone (lm)	Length (mm)	Dimmable	Energy Label
LR2105sDG-WFL	5	350	40	250	220	57	100%, 60%, 20%	A

LED MR16

Designed for MR16 applications, the MEGAMAN® LED MR16 reflector has the same compact profile as the halogen MR16 and delivers superb lighting performance. With different approaches controlling light and beam angle options available, MEGAMAN® offers solutions that deliver excellent light efficiency with better glare control for both accent and ambient lighting applications. They work well with most conventional AC 12V halogen transformers and generate much less heat than halogen lamps.

To offer an enhancement to any lighting scheme, MEGAMAN® offers the LED MR16 range with outstanding colour quality through our RichColour technology, unique Dim to Warm functionality, Step Dimming technology to dim the lamp with ordinary on/off switch, and even smart lighting control.


MEGAMAN® also offers high performance LED MR16 solutions with different features to enhance lighting schemes and the unique Dim to Warm technology simulates the characteristics of a halogen lamp and emits a warmer light when dimmed. RichColour+ technology offers a high colour rendering of Ra95 and high R9 value ≥ 75 , the colour accuracy is closer to natural sunlight, making it a perfect halogen replacement for retail locations, art galleries, museums, and anywhere accurate colour is needed.

50W Alternatives



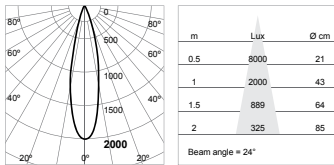
MR16 / Professional Series

TCH

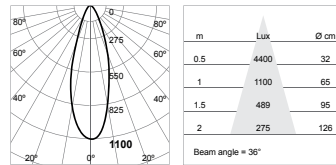


Model No.	Wattage (W)	Max. Luminous Intensity (cd)	Beam Angle (°)	Total Luminous Flux (lm)	Luminous Flux in 90° cone (lm)	Length (mm)	Dimmable	Energy Label
ER3207.5d-50H24D	7.5	2000	24	450	330	56	100-10%	A
ER3207-50H24D	7	2000	24	500	330	56	No	A
ER3207.5d-50H36D	7.5	1100	36	450	330	56	100-10%	A
ER3207-50H36D	7	1100	36	500	330	56	No	A

ER3207.5d-50H24D / ER3207-50H24D



ER3207.5d-50H36D / ER3207-50H36D




Please refer to the website www.megaman.cc/user-guide for the compatible dimmer and halogen transformer lists.

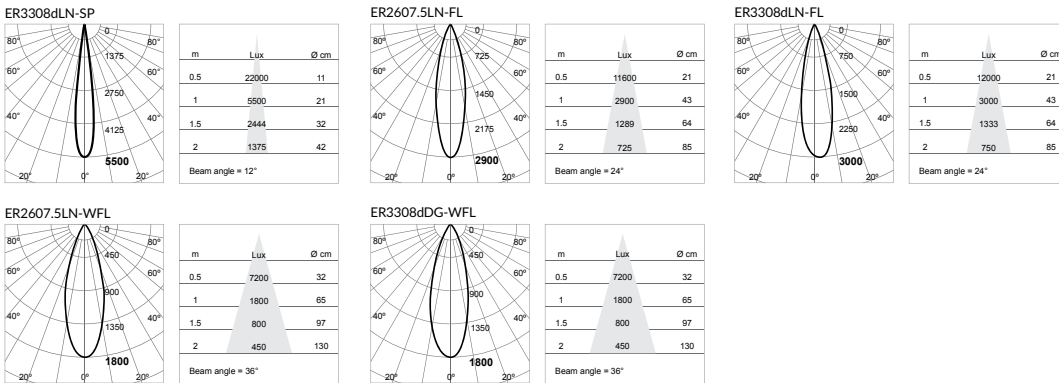
35W Alternatives



MR16 / Smart Series




Model No.	Wattage (W)	Max. Luminous Intensity (cd)	Beam Angle (°)	Total Luminous Flux (lm)	Luminous Flux in 90° cone (lm)	Length (mm)	Dimmable	Energy Label	Product Photo
ER3308dLN-SP	8	5500	12	450	350	46	100-10%	A	1
ER2607.5LN-FL	7.5	2900	24	500	420	51	No	A	2
ER3308dLN-FL	8	3000	24	600	500	49	100-10%	A	1
ER2607.5LN-WFL	7.5	1800	36	500	420	51	No	A	2
ER3308dDG-WFL	8	1800	36	600	500	49	100-10%	A	3



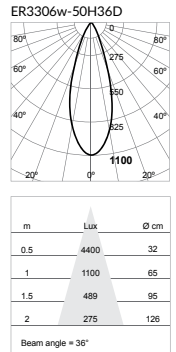
MR16 / Professional Series



TCH Dim to Warm



Model No.	Wattage (W)	Max. Luminous Intensity (cd)	Beam Angle (°)	Total Luminous Flux (lm)	Luminous Flux in 90° cone (lm)	Length (mm)	Dimmable	Energy Label
ER3306w-50H36D	6	1100	36	500	330	45	100-1%	A



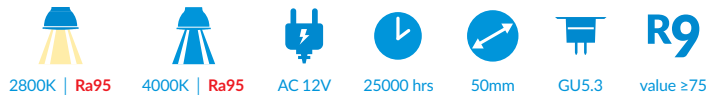
Capable of linear dimming from 100% to 1% when connected to a LED constant current reduction converter with output current of 350mA and voltage DC 18V and DC1-10V dimmer. If the lamps are connected to a MEGAMAN® U-DIM™ LED converter LD0208x1d-C350, the dimming range is 100% to 5% and compatible with both leading-edge and trailing-edge dimmers. For further information on U-DIM™ technology, please refer to page 12.



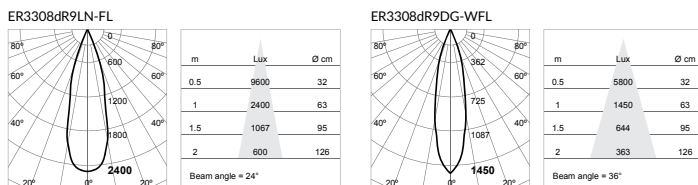
MR16 / Smart Series



Dimmable Rich Colour+ Ra95



Model No.	Wattage (W)	Max. Luminous Intensity (cd)	Beam Angle (°)	Total Luminous Flux (lm)	Luminous Flux in 90° cone (lm)	Length (mm)	Dimmable	Energy Label	Product Photo
ER3308dR9LN-FL ¹	8	2400	24	500	420	49	100-10%	A	1
ER3308dR9DG-WFL ¹	8	1450	36	500	420	49	100-10%	A	2



Please refer to the website www.megaman.cc/user-guide for the compatible dimmer and halogen transformer lists.
¹ Preliminary Data




35W Alternatives



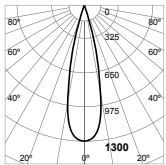
MR16 / Professional Series

TCH



Model No.	Wattage (W)	Max. Luminous Intensity (cd)	Beam Angle (°)	Total Luminous Flux (lm)	Luminous Flux in 90° cone (lm)	Length (mm)	Dimmable	Energy Label
ER2404.5-35H24D	4.5	1300	24	240	210	45	No	A
ER2404.5-35H36D	4.5	600	36	240	210	45	No	A

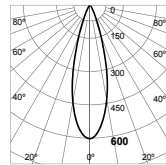
ER2404.5-35H24D



m	Lux	Ø cm
0.5	5200	21
1	1300	43
1.5	578	64
2	325	85

Beam angle = 24°

ER2404.5-35H36D



m	Lux	Ø cm
0.5	2400	32
1	600	65
1.5	267	97
2	150	130

Beam angle = 36°

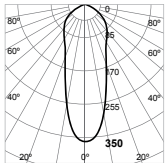


MR16 / Economy Series



Model No.	Wattage (W)	Max. Luminous Intensity (cd)	Beam Angle (°)	Total Luminous Flux (lm)	Luminous Flux in 90° cone (lm)	Length (mm)	Dimmable	Energy Label
ER3405DG-WFL	5	350	36	250	220	47	No	A
ER3406DG-WFL	6	500	36	400	300	47	No	A

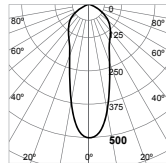
ER3405DG-WFL



m	Lux	Ø cm
0.5	1400	32
1	350	65
1.5	156	97
2	88	130

Beam angle = 36°

ER3406DG-WFL



m	Lux	Ø cm
0.5	2000	32
1	500	65
1.5	222	97
2	125	130

Beam angle = 36°




LED AR111

MEGAMAN® offers a comprehensive Professional series of LED AR111 reflectors for 50W, 75W and 100W halogen AR111 replacement. MEGAMAN® LED AR111 comes with the patented Thermal Conductive Highway™ (TCH) technology and reflector design which has a similar appearance to the halogen AR111 but with a far higher efficiency with up to 84% power-saved. MEGAMAN® also offers different LED AR111 solutions that can be driven by a halogen transformer for direct retrofit, an LED converter for perfect dimming performance, and worked in line voltage for easy maintenance.

and brightening the white colour. Incorporating Dim to Warm technology, the MEGAMAN® LED AR111 is capable of dimming from 100% down to 1%, the colour temperature changes from 2800K to 1800K – perfectly simulating the characteristics of halogen lamps for creating the ideal mood and setting just the right ambience.

Linear dimming capability is a standard feature of the MEGAMAN® LED AR111. MEGAMAN® also offers LED AR111 with the brand new Perfect White technology, which excites fluorescent whitening agents, intensifying

100W Alternatives




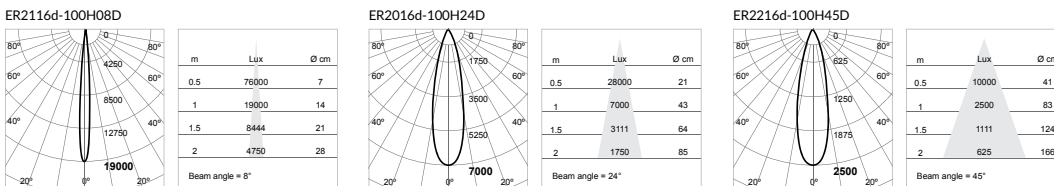
AR111 / Driven by halogen transformer

TCH Dimmable




Model No.	Wattage (W)	Max. Luminous Intensity (cd)	Beam Angle (°)	Total Luminous Flux (lm)	Luminous Flux in 90° cone (lm)	Length (mm)	Dimmable	Energy Label	Product Photo
ER2116d-100H08D	16	19000	8	1300	1000	62	100-10%	A	1
ER2016d-100H24D	16	7000	24	1300	1000	62	100-10%	A	2
ER2216d-100H45D	16	2500	45	1300	1000	62	100-10%	A	2

Please refer to the website www.megaman.cc/user-guide for the compatible dimmer and halogen transformer lists.



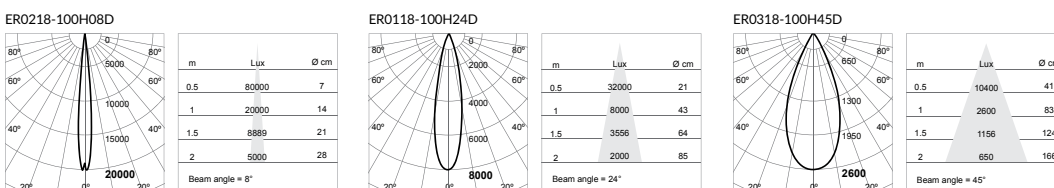
LED AR111 / Driven by LED converter

TCH Dimmable



Model No.	Wattage (W)	Max. Luminous Intensity (cd)	Beam Angle (°)	Total Luminous Flux (lm)	Luminous Flux in 90° cone (lm)	Length (mm)	Dimmable	Energy Label	Product Photo
ER0218-100H08D	18	20000	8	1500	1150	58	100-1%	A	1
ER0118-100H24D	18	8000	24	1500	1150	58	100-1%	A	2
ER0318-100H45D	18	2600	45	1500	1150	58	100-1%	A	2

Capable of linear dimming from 100% to 1% when connects to a DC1-10V dimming driver and a DC1-10V dimmer.





75W Alternatives



AR111 / Driven by halogen transformer

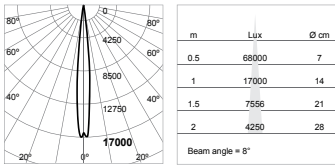
TCH Dimmable



2800K | Ra80
 4000K | Ra80
 AC 12V
 25000 hrs
 111mm
 G53

Model No.	Wattage (W)	Max. Luminous Intensity (cd)	Beam Angle (°)	Total Luminous Flux (lm)	Luminous Flux in 90° cone (lm)	Length (mm)	Dimmable	Energy Label
ER2115d-75H08D	15	17000	8	850	650	62	100-10%	A

ER2115d-75H08D



AR111 / Driven by halogen transformer

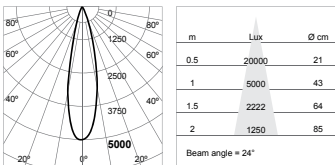
TCH Dimmable



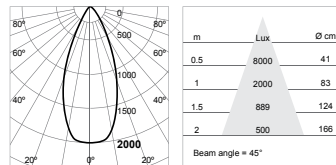
2800K | Ra82
 4000K | Ra85
 AC 12V
 35000 hrs
 111mm
 G53

Model No.	Wattage (W)	Max. Luminous Intensity (cd)	Beam Angle (°)	Total Luminous Flux (lm)	Luminous Flux in 90° cone (lm)	Length (mm)	Dimmable	Energy Label
ER2712d-75H24D	12	5000	24	850	750	58	100-10%	A
ER2912d-75H45D	12	2000	45	850	750	58	100-10%	A

ER2712d-75H24D



ER2912d-75H45D



Please refer to the website www.megaman.cc/user-guide for the compatible dimmer and halogen transformer lists.

75W Alternatives



AR111 / In line voltage

TCH

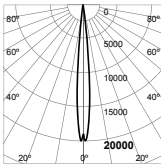
Dimmable



Model No.	Wattage (W)	Max. Luminous Intensity (cd)	Beam Angle (°)	Total Luminous Flux (lm)	Luminous Flux in 90° cone (lm)	Length (mm)	Dimmable	Energy Label	Product Photo
LR1715d-75H08D	15	20000	8	950	700	89	100-10%	A	1
LR1615d-75H24D	15	5000	24	950	800	89	100-10%	A	2
LR1815d-75H45D	15	2000	45	950	750	89	100-10%	A	2

Please refer to the website www.megaman.cc/user-guide for the compatible dimmer list.

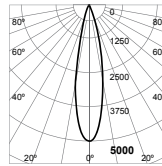
LR1715d-75H08D



m	Lux	Ø cm
0.5	80000	7
1	20000	14
1.5	8889	21
2	5000	28

Beam angle = 8°

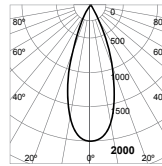
LR1615d-75H24D



m	Lux	Ø cm
0.5	12500	21
1	5000	43
1.5	2222	64
2	1250	85

Beam angle = 24°

LR1815d-75H45D



m	Lux	Ø cm
0.5	8000	41
1	2000	83
1.5	889	124
2	500	166


Beam angle = 45°



AR111 / Driven by LED converter

TCH

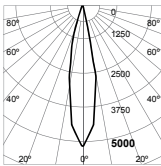
Dim to Warm



Model No.	Wattage (W)	Max. Luminous Intensity (cd)	Beam Angle (°)	Total Luminous Flux (lm)	Luminous Flux in 90° cone (lm)	Length (mm)	Dimmable	Energy Label
ER3712w-75H24D	12	5000	24	850	750	58	100-1%	A
ER3912w-75H45D	12	2000	45	850	750	58	100-1%	A

Capable of linear dimming from 100% to 1% when connected to a LED constant current reduction converter with output current of 350mA and voltage DC 36V and DC1-10V dimmer. If the lamps are connected to a MEGAMAN® LED converter LD0214x1d-C350, the dimming range is 100% to 10%.

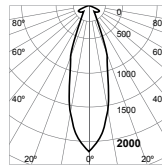
ER3712w-75H24D



m	Lux	Ø cm
0.5	20000	21
1	5000	43
1.5	2222	64
2	1250	85

Beam angle = 24°

ER3912w-75H45D



m	Lux	Ø cm
0.5	8000	41
1	2000	83
1.5	889	124
2	500	166

Beam angle = 45°



AR111 / Driven by halogen transformer

TCH

Dimmable

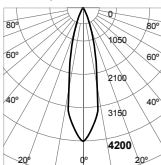
Perfect White



Model No.	Wattage (W)	Max. Luminous Intensity (cd)	Beam Angle (°)	Total Luminous Flux (lm)	Luminous Flux in 90° cone (lm)	Length (mm)	Dimmable	Energy Label
ER2712p-75H24D	12	4200	24	700	560	58	100-10%	A
ER2912p-75H45D	12	1500	45	700	560	58	100-10%	A

Please refer to the website www.megaman.cc/user-guide for the compatible dimmer and halogen transformer lists.

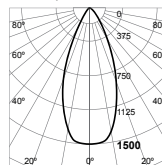
ER2712p-75H24D



m	Lux	Ø cm
0.5	16800	21
1	4200	43
1.5	1867	64
2	1050	85

Beam angle = 24°


ER2912p-75H45D



m	Lux	Ø cm
0.5	6000	41
1	1500	83
1.5	667	124
2	375	166


Beam angle = 45°

50W Alternatives



AR111 / Driven by halogen transformer

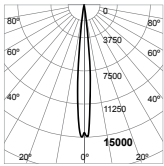
TCH Dimmable



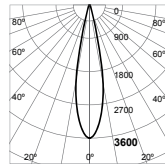
Model No.	Wattage (W)	Max. Luminous Intensity (cd)	Beam Angle (°)	Total Luminous Flux (lm)	Luminous Flux in 90° cone (lm)	Length (mm)	Dimmable	Energy Label	Product Photo
ER2111d-50H08D	11	15000	8	550	400	62	100-10%	A	1
ER2711d-50H24D	11	3600	24	600	500	58	100-10%	A	2
ER2911d-50H45D	11	1400	45	630	550	58	100-10%	A	2

Please refer to the website www.megaman.cc/user-guide for the compatible dimmer and halogen transformer lists.

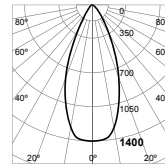
ER2111d-50H08D



ER2711d-50H24D




ER2911d-50H45D



AR111 / Driven by LED converter

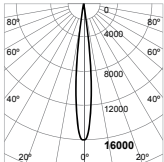
TCH Dimmable



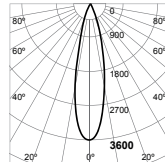
Model No.	Wattage (W)	Max. Luminous Intensity (cd)	Beam Angle (°)	Total Luminous Flux (lm)	Luminous Flux in 90° cone (lm)	Length (mm)	Dimmable	Energy Label	Product Photo
ER0210-50H08D	10	16000	8	550	330	58	100-1%	A	1
ER0110-50H24D	10	3600	24	600	500	58	100-1%	A	2
ER0310-50H45D	10	1400	45	630	550	58	100-1%	A	2

Capable of linear dimming from 100% to 1% when connects to a DC1-10V dimming driver and a DC1-10V dimmer. The recommend MEGAMAN® LED converter is LD0310x1v-C500.

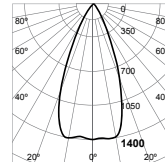
ER0210-50H08D



ER0110-50H24D




ER0310-50H45D



AR111 / In line voltage

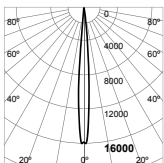
TCH Dimmable



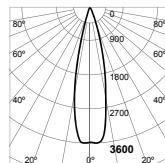
Model No.	Wattage (W)	Max. Luminous Intensity (cd)	Beam Angle (°)	Total Luminous Flux (lm)	Luminous Flux in 90° cone (lm)	Length (mm)	Dimmable	Energy Label	Product Photo
LR1712d-50H08D	12	16000	8	550	460	89	100-10%	A	1
LR1612d-50H24D	12	3600	24	600	500	89	100-10%	A	2
LR1812d-50H45D	12	1400	45	630	550	89	100-10%	A	2

Please refer to the website www.megaman.cc/user-guide for the compatible dimmer list.

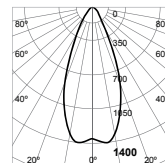
LR1712d-50H08D



LR1612d-50H24D



LR1812d-50H45D



LED PAR Reflectors

Enhanced by our patented Thermal Conductive Highway™ (TCH) thermal controls and reflector designs, the MEGAMAN® LED PAR reflectors in Professional series deliver high quality and comfortable lighting with a dimming feature making it ideal for commercial and high-end interior applications.

MEGAMAN® also introduces the LED PAR reflectors in economical solutions with a diffuser glass design, which can directly replace traditional halogen lamp equivalents with the same profile and excellent light output. These LED PAR reflectors deliver even light distribution, soft and comfortable lighting without glare. Designed for outdoor applications, the MEGAMAN® PAR38 has a water resistant outdoor version that maintains the IP rating of the light fitting (up to a maximum of IP55).



PAR20 / Professional Series

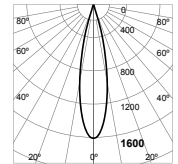


TCH Dimmable



Model No.	Wattage (W)	Max. Luminous Intensity (cd)	Beam Angle (°)	Total Luminous Flux (lm)	Luminous Flux in 90° cone (lm)	Length (mm)	Dimmable	Energy Label
LR0308d-50H30D	8	1600	30	430	405	95	100-10%	A

LR0308d-50H30D



m	Lux	Ø cm
0.5	6400	27
1	1600	54
1.5	711	80
2	400	107

Beam angle = 30°

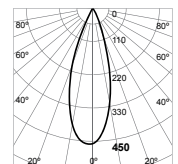


PAR20 / Economy Series



Model No.	Wattage (W)	Max. Luminous Intensity (cd)	Beam Angle (°)	Total Luminous Flux (lm)	Luminous Flux in 90° cone (lm)	Length (mm)	Dimmable	Energy Label
LR2906-WFL	6	450	35	350	250	90	No	A

LR2906-WFL



m	Lux	Ø cm
0.5	1800	32
1	450	63
1.5	200	95
2	113	126

Beam angle = 35°



PAR30S / Professional Series

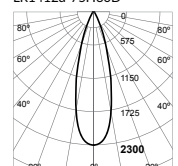


TCH Dimmable



Model No.	Wattage (W)	Max. Luminous Intensity (cd)	Beam Angle (°)	Total Luminous Flux (lm)	Luminous Flux in 90° cone (lm)	Length (mm)	Dimmable	Energy Label
LR1412d-75H30D	12	2300	30	600	580	88	100-10%	A

LR1412d-75H30D



m	Lux	Ø cm
0.5	9200	27
1	2300	54
1.5	1022	80
2	575	107

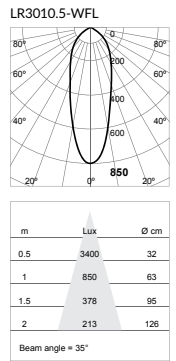
Beam angle = 30°

Please refer to the website www.megaman.cc/user-guide for the compatible dimmer list.



PAR30S / Economy Series

2800K | Ra80
 4000K | Ra80
 220-240V
 15000 hrs
 95mm
 E27



Model No.	Wattage (W)	Max. Luminous Intensity (cd)	Beam Angle (°)	Total Luminous Flux (lm)	Luminous Flux in 90° cone (lm)	Length (mm)	Dimmable	Energy Label
LR3010.5-WFL	10.5	850	35	700	635	88	No	A

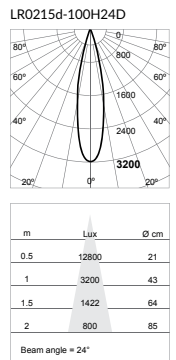


PAR30 / Professional Series



TCH Dimmable

2800K | Ra85
 4000K | Ra92
 220-240V
 30000 hrs
 96mm
 E27



Model No.	Wattage (W)	Max. Luminous Intensity (cd)	Beam Angle (°)	Total Luminous Flux (lm)	Luminous Flux in 90° cone (lm)	Length (mm)	Dimmable	Energy Label
LR0215d-100H24D	15	3200	24	530	500	102	100-10%	A



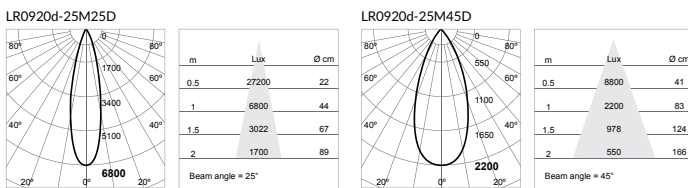
PAR38 / Professional Series



TCH Dimmable

2800K | Ra82
 4000K | Ra85
 220-240V
 30000 hrs
 121mm
 E27

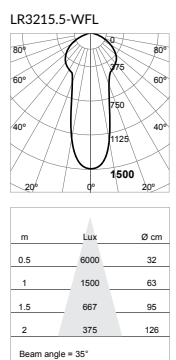
Model No.	Wattage (W)	Max. Luminous Intensity (cd)	Beam Angle (°)	Total Luminous Flux (lm)	Luminous Flux in 90° cone (lm)	Length (mm)	Dimmable	Energy Label
LR0920d-25M25D	20	6800	25	1200	1000	133	100-10%	A
LR0920d-25M45D	20	2200	45	1200	1000	133	100-10%	A



PAR38 / Water Resistant Outdoor Version / Economy Series

IP55

2800K | Ra80
 4000K | Ra80
 220-240V
 15000 hrs
 121mm
 E27



Model No.	Wattage (W)	Max. Luminous Intensity (cd)	Beam Angle (°)	Total Luminous Flux (lm)	Luminous Flux in 90° cone (lm)	Length (mm)	Dimmable	Energy Label
LR3215.5-WFL	15.5	1500	35	950	760	132	No	A

LED R50, R63, R80

The MEGAMAN® LED R50, R63 and R80 deliver impressive ambient lighting, but with much higher efficiency and better light quality than their incandescent counterparts, and use far less energy – saving up to 89%. Their stylish and lightweight finishing facilitates easy installation in any luminaires and caters to various applications.

To provide a convenient, simple and instant way to dim the light, the MEGAMAN® LED R63 and R80 with Step Dimming technology has a 'built-in dimmer' that allows users to adjust the brightness level to 100%, 60% and 20% by using a standard (ON/OFF) switch.

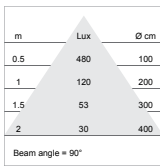
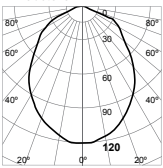


R50 / Economy Series

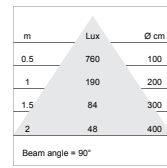
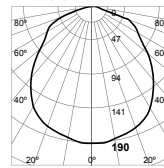
 2800K | Ra80
  4000K | Ra80
  220-240V
  15000 hrs
  50mm
  E14

Model No.	Wattage (W)	Max. Luminous Intensity (cd)	Beam Angle (°)	Total Luminous Flux (lm)	Luminous Flux in 90° cone (lm)	Luminous Flux in 120° cone (lm)	Length (mm)	Dimmable	Energy Label
LR2603.5-SWFL	3.5	120	90	250	145	210	87	No	A+
LR2605-SWFL	5	190	90	400	250	340	87	No	A+

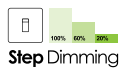
LR2603.5-SWFL









LR2605-SWFL



LED R50 / Smart Series

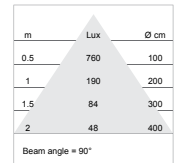
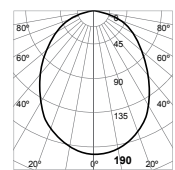


Step Dimming

 2800K | Ra82
  4000K | Ra85
  220-240V
  25000 hrs
  50mm
  E14

Model No.	Wattage (W)	Max. Luminous Intensity (cd)	Beam Angle (°)	Total Luminous Flux (lm)	Luminous Flux in 90° cone (lm)	Luminous Flux in 120° cone (lm)	Length (mm)	Dimmable	Energy Label
LR2606s-SWFL	6	190	90	400	250	340	87	100%, 60%, 20%	A+

LR2606s-SWFL



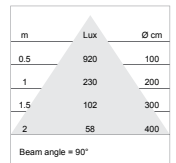
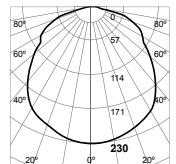


R63 / Economy Series

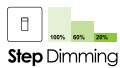
2800K | Ra80 |
 4000K | Ra80 |
 220-240V |
 15000 hrs |
 63mm |
 E27

Model No.	Wattage (W)	Max. Luminous Intensity (cd)	Beam Angle (°)	Total Luminous Flux (lm)	Luminous Flux in 90° cone (lm)	Luminous Flux in 120° cone (lm)	Length (mm)	Dimmable	Energy Label
LR2407.5-SWFL	7.5	230	90	600	350	520	103	No	A+

LR2407.5-SWFL



R63 / Smart Series

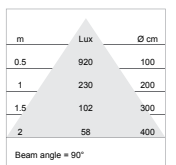
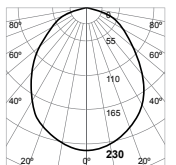


Step Dimming

2800K | Ra82 |
 4000K | Ra85 |
 220-240V |
 25000 hrs |
 63mm |
 E27

Model No.	Wattage (W)	Max. Luminous Intensity (cd)	Beam Angle (°)	Total Luminous Flux (lm)	Luminous Flux in 90° cone (lm)	Luminous Flux in 120° cone (lm)	Length (mm)	Dimmable	Energy Label
LR2408s-SWFL	8	230	90	600	350	520	104	100%, 60%, 20%	A+

LR2408s-SWFL

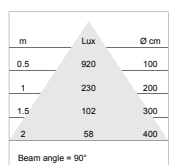
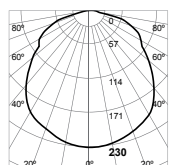


R80 / Economy Series

2800K | Ra80 |
 4000K | Ra80 |
 220-240V |
 15000 hrs |
 78mm |
 E27

Model No.	Wattage (W)	Max. Luminous Intensity (cd)	Beam Angle (°)	Total Luminous Flux (lm)	Luminous Flux in 90° cone (lm)	Luminous Flux in 120° cone (lm)	Length (mm)	Dimmable	Energy Label
LR4307-SWFL	7	230	90	520	300	420	112	No	A+

LR4307-SWFL



LED GX53







The MEGAMAN® LED GX53 series provides integral LED cabinet lighting with a GX53 lamp base and an ultra slim profile. It offers an innovative solution for narrow surface-mounted luminaries and recessed fittings that have long been haunted by blazing-heat halogens, causing overheating, discolouration and deformation to furniture and display items.

Designed for merchandise display and accent lighting applications, the MEGAMAN® LED GX53 with the patented Thermal Conductive Highway™ (TCH) technology and reflector design delivers high quality lighting and precise beam control. MEGAMAN® also offers the economical LED GX53 solution, which comes with a prismatic controller to deliver an even light distribution with soft lighting for general lighting applications. Please refer to page 61 for more details.



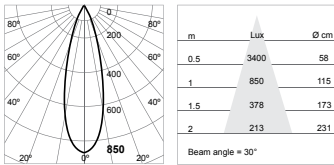
GX53 / Professional Series

TCH

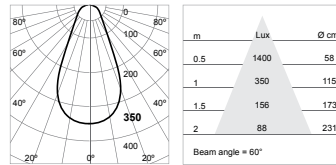
 2800K | Ra82
  4000K | Ra85
  220-240V
  30000 hrs
  75mm
  GX53

Model No.	Wattage (W)	Max. Luminous Intensity (cd)	Beam Angle (°)	Total Luminous Flux (lm)	Luminous Flux in 90° cone (lm)	Length (mm)	Dimmable	Energy Label
LR1305-30D	5	850	30	350	300	25	No	A+
LR1305-60D	5	350	60	350	300	25	No	A+

LR1305-30D



LR1305-60D




LED MR11

The MEGAMAN® LED MR11 reflector is an ideal retrofit for halogen spot lighting, providing significant energy savings of 80% and less heat output. It offers a superb light output of 600cd with 4W power consumption replacing the 20W halogen MR11 to illuminate your product displays. The small profile LED MR11 with both Warm White and Cool White options available, is perfect for use in merchandise display areas.

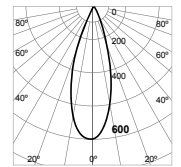


MR11 / Professional Series

- 
2800K | Ra80
- 
4000K | Ra80
- 
AC 12V
- 
25000 hrs
- 
35mm
- 
GU4

Model No.	Wattage (W)	Max. Luminous Intensity (cd)	Beam Angle (°)	Total Luminous Flux (lm)	Luminous Flux in 90° cone (lm)	Length (mm)	Dimmable	Energy Label
ER2304-20H36D	4	600	36	230	210	42	No	A+

ER2304-20H36D



m	Lux	Ø cm
0.5	2400	32
1	600	65
1.5	267	97
2	150	130

Beam angle = 36°

LED CANDLE

MEGAMAN® LED Candles have an even light distribution of 330° to create a comfortable lighting. The range is available with MEGAMAN® Dim to Warm emits a warmer light when dimmed, simulating the characteristics and lighting performance of incandescent lamps for creating cosy and intimate settings. Smooth and sleek finishing with all direction light emission, and an LED Candle with 360° light illumination delivers the same classic look as the incandescent lamps familiar to users.

The RichColour range allows LED Candle to offer high colour rendering of up to Ra92, which maximises the richness and quality of colours, providing a perfect LED replacement for incandescent lamps. Last but not the least, Step Dimming technology offers the flexibility to create the perfect mood for any occasion by simply pushing the ordinary on/off switch.



CANDLE / Smart Series

Dim to Warm




Equivalent Incandescent Lamp Wattage (W)	Model No.	Wattage (W)	Total Luminous Flux (lm)	Diameter (mm)	Length (mm)	Dimmable	Energy Label	Product Photo
25	LC0404w	4	250	35	100	100-10%	A+	1
25	LC0404wCS	4	250	35	100	100-10%	A+	2
40	LC1106w	6	470	40	106	100-10%	A+	3
40	LC1106wCS	6	470	40	106	100-10%	A+	4



CANDLE / Smart Series

Dimmable

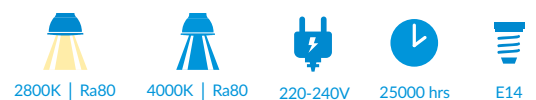


Equivalent Incandescent Lamp Wattage (W)	Model No.	Wattage (W)	Total Luminous Flux (lm)	Diameter (mm)	Length (mm)	Dimmable	Energy Label	Product Photo
25	LC0403.5dv2 ¹	3.5	250	35	100	100-10%	A+	1
40	LC1106d	6	470	40	106	100-10%	A+	2



CANDLE / Smart Series

Step Dimming



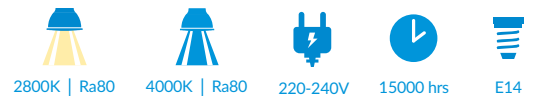
Equivalent Incandescent Lamp Wattage (W)	Model No.	Wattage (W)	Total Luminous Flux (lm)	Diameter (mm)	Length (mm)	Dimmable	Energy Label
40	LC1106s	6	470	40	106	100%, 60%, 20%	A+

Please refer to the website www.megaman.cc/user-guide for the compatible dimmer list. E27 lamp base is available for Candle with 400lm or above.
¹ Preliminary Data



CANDLE / Smart Series

360° illumination



Equivalent Incandescent Lamp Wattage (W)	Model No.	Wattage (W)	Total Luminous Flux (lm)	Diameter (mm)	Length (mm)	Dimmable	Energy Label
25	LC2003 ¹	NEW 3	250	35	98	No	A++



CANDLE / Smart Series

RichColour Ra92



Equivalent Incandescent Lamp Wattage (W)	Model No.	Wattage (W)	Total Luminous Flux (lm)	Diameter (mm)	Length (mm)	Dimmable	Energy Label
25	LC0403.5R9v2 ¹	NEW 3.5	250	35	100	No	A+
40	LC0405.5R9 ¹	NEW 5.5	470	35	100	No	A+



CANDLE / Economy Series



Equivalent Incandescent Lamp Wattage (W)	Model No.	Wattage (W)	Total Luminous Flux (lm)	Diameter (mm)	Length (mm)	Dimmable	Energy Label
15	LC0402	2	136	35	100	No	A+
25	LC0403.5v2	3.5	250	35	100	No	A+
29	LC0405 ¹	NEW 5	320	35	100	No	A+
40	LC0405.5	5.5	470	35	100	No	A+

Please refer to the website www.megaman.cc/user-guide for the compatible dimmer list.

E27 lamp base is available for Candle with 400lm or above.

¹ Preliminary Data

LED CLASSIC

MEGAMAN® LED Classic range minimises heat sink material for a sleek and stylish classic shape in a compact housing. Most LED Classic models provide a uniform light distribution of 330° with high quality lighting performance and energy efficiency, making the series ideal for up to 100W incandescent replacement.

MEGAMAN® offers the LED Classic range with a host of special features: *INGENIUM®* BLU and *INGENIUM®* ZB smart lighting technology, unique Dim to Warm feature to create cosy and intimate settings, outstanding colour quality through RichColour, smooth and sleek finishing for 360° light illumination, and Step Dimming technology to dim the lamp with the standard on/off switch.



CLASSIC / Smart Series

INGENIUM® BLU



2800K | Ra80

4000K | Ra80

220-240V

25000 hrs

E27

Lamp Type	Equivalent Incandescent Lamp Wattage (W)	Model No.	Wattage (W)	Total Luminous Flux (lm)	Diameter (mm)	Length (mm)	Dimmable	Energy Label
A65	60	LG7809dBT2 ¹	9	810	65	125	100-5%	A+

The Classic LG7809dBT2 is Bluetooth 4.1 enabled LED lamp.



CLASSIC / Smart Series

INGENIUM® ZB



2800K | Ra80

4000K | Ra80

220-240V

25000 hrs

E27

Lamp Type	Equivalent Incandescent Lamp Wattage (W)	Model No.	Wattage (W)	Total Luminous Flux (lm)	Diameter (mm)	Length (mm)	Dimmable	Energy Label
A65	60	LG7811dZB ¹	11	810	65	125	100-10%	A+



CLASSIC / Smart Series

Dim to Warm



2700K-1800K | Ra80

220-240V

25000 hrs

Lamp Type	Equivalent Incandescent Lamp Wattage (W)	Model No.	Lamp Base	Wattage (W)	Total Luminous Flux (lm)	Diameter (mm)	Length (mm)	Dimmable	Energy Label	Product Photo
P45	25	LG2604w	E14	4	250	45	84	100-10%	A+	1
P45	40	LG5206w	E14	6	470	45	80	100-10%	A+	2
A55	40	LG2207w	E27	7	470	55	104	100-10%	A+	3
A65	60	LG2310.5w	E27	10.5	810	65	125	100-10%	A+	4


E27 lamps base is available for LED Classic P45. Please refer to the website www.megaman.cc/user-guide for the compatible dimmer list.

¹ Preliminary Data



CLASSIC / Smart Series

Dimmable RichColour Ra92

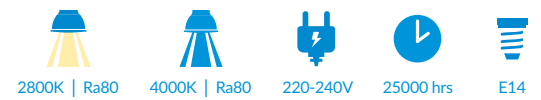


Lamp Type	Equivalent Incandescent Lamp Wattage (W)	Model No.	Wattage (W)	Total Luminous Flux (lm)	Diameter (mm)	Length (mm)	Dimmable	Energy Label	Product Photo
A60	40	LG7207dR9 ¹	NEW 7	470	60	112	100-10%	A+	1
A60	60	LG7310.5dR9 ¹	NEW 10.5	810	60	117	100-10%	A+	2
A65	75	LG7813dR9 ¹	NEW 13	1055	65	125	100-10%	A+	3



CLASSIC / Smart Series

Dimmable

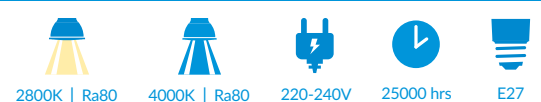



Lamp Type	Equivalent Incandescent Lamp Wattage (W)	Model No.	Wattage (W)	Total Luminous Flux (lm)	Diameter (mm)	Length (mm)	Dimmable	Energy Label	Product Photo
P45	25	LG2603.5d	3.5	250	45	84	100-10%	A+	1
P45	40	LG5206d	6	470	45	80	100-10%	A+	2



CLASSIC / Smart Series

Dimmable



Lamp Type	Equivalent Incandescent Lamp Wattage (W)	Model No.	Wattage (W)	Total Luminous Flux (lm)	Diameter (mm)	Length (mm)	Dimmable	Energy Label	Product Photo
A60	40	LG7207d	7	470	60	112	100-10%	A+	1
A60	60	LG7310.5d	10.5	810	60	117	100-10%	A+	2
A65	75	LG7813d	13	1055	65	125	100-10%	A+	3



CLASSIC / Smart Series

Step Dimming



Lamp Type	Equivalent Incandescent Lamp Wattage (W)	Model No.	Lamp Base	Wattage (W)	Total Luminous Flux (lm)	Diameter (mm)	Length (mm)	Dimmable	Energy Label	Product Photo
P45	40	LG5206s	E14	6	470	45	80	100%, 60%, 20%	A+	1
A55	40	LG2206s	E27	6	470	55	104	100%, 60%, 20%	A+	2
A60	60	LG2509.5s	E27	9.5	810	60	115	100%, 60%, 20%	A+	3
A65	75	LG2311s	E27	11	1055	65	125	100%, 60%, 20%	A+	4

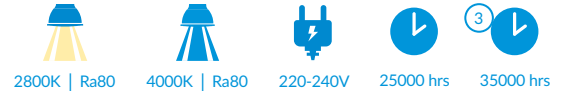
E27 lamps base is available for LED Classic P45.
Please refer to the website www.megaman.cc/user-guide for the compatible dimmer list.
¹ Preliminary Data

LED CLASSIC



CLASSIC / Smart Series

360° illumination



Lamp Type	Equivalent Incandescent Lamp Wattage (W)	Model No.	Lamp Base	Wattage (W)	Total Luminous Flux (lm)	Diameter (mm)	Length (mm)	Dimmable	Energy Label	Product Photo
P45	25	LG4303.5	E14	3.5	250	45	84	No	A+	1
A55	40	LG4405.5	E27	5.5	470	55	100	No	A+	2
A60	60	LG4507.4	E27	7.4	810	60	107	No	A++	3



CLASSIC / Smart Series

360° illumination



Lamp Type	Equivalent Incandescent Lamp Wattage (W)	Model No.	Lamp Base	Wattage (W)	Total Luminous Flux (lm)	Diameter (mm)	Length (mm)	Dimmable	Energy Label	Product Photo
P45	25	LG7903 ¹	NEW E14	3	250	45	72	No	A++	1
A60	40	LG8005.5 ¹	NEW E27	5.5	470	60	108	No	A+	2
A60	60	LG8008.5 ¹	NEW E27	8.5	810	60	108	No	A+	2



CLASSIC / Smart Series

RichColour Ra92



Lamp Type	Equivalent Incandescent Lamp Wattage (W)	Model No.	Lamp Base	Wattage (W)	Total Luminous Flux (lm)	Diameter (mm)	Length (mm)	Dimmable	Energy Label	Product Photo
P45	25	LG2603.5R9v2 ¹	NEW E14	3.5	250	45	84	No	A+	1
P45	40	LG2605.5R9 ¹	NEW E14	5.5	470	45	84	No	A+	1
A60	40	LG7105.5R9 ¹	NEW E27	5.5	470	60	109	No	A+	2
A60	60	LG7310R9 ¹	NEW E27	10	810	60	117	No	A+	3
A65	75	LG7812R9 ¹	NEW E27	12	1055	65	125	No	A+	4


E27 lamps base is available for LED Classic P45.
¹ Preliminary Data

LED CLASSIC



CLASSIC / Water Resistant Outdoor Version / Economy Series

IP54



Lamp Type	Equivalent Incandescent Lamp Wattage (W)	Model No.	Wattage (W)	Total Luminous Flux (lm)	Diameter (mm)	Length (mm)	Dimmable	Energy Label
P45	40	LG10605.5 ¹	5.5	470	45	77	No	A+

IP54 means the product is a water-resistant outdoor version designed to maintain the IP rating of the light fitting used (up to a maximum of IP54).




CLASSIC / Economy Series



Lamp Type	Equivalent Incandescent Lamp Wattage (W)	Model No.	Lamp Base	Wattage (W)	Total Luminous Flux (lm)	Diameter (mm)	Length (mm)	Dimmable	Energy Label	Product Photo
P45	15	LG2602	E14	2	136	45	84	No	A+	1
P45	25	LG2603.5v2	E14	3.5	250	45	84	No	A+	1
P45	40	LG2605.5	E14	5.5	470	45	84	No	A+	1
A60	25	LG7103 ¹	E27	3	250	60	109	No	A++	2
A60	40	LG7105.5	E27	5.5	470	60	109	No	A+	2



CLASSIC / Economy Series



Lamp Type	Equivalent Incandescent Lamp Wattage (W)	Model No.	Wattage (W)	Total Luminous Flux (lm)	Diameter (mm)	Length (mm)	Dimmable	Energy Label	Product Photo
A60	47	LG7107v2 ¹	7	600	60	109	No	A+	1
A60	60	LG7209.5	9.5	810	60	112	No	A+	2
A60	75	LG7311	11	1055	60	117	No	A+	3
A70	100	LG7414	14	1521	70	131	No	A+	4

E27 lamp base is available for Classic P45.
¹ Preliminary Data

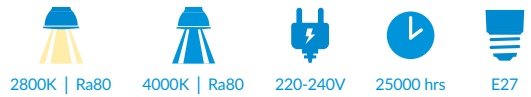
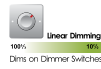
LED GLOBE

The MEGAMAN® LED Globe minimises heat sink material for a simple and beautiful globe shape with a compact housing. The MEGAMAN® LED Globe delivers an even light distribution with 330° illumination just like an incandescent globe, and is best for general lighting applications, such as table, wall and floor lamps.



GLOBE / Smart Series

Dimmable



Lamp Type	Equivalent Incandescent Lamp Wattage (W)	Model No.	Wattage (W)	Total Luminous Flux (lm)	Diameter (mm)	Length (mm)	Dimmable	Energy Label	Product Photo
G95	60	LG7610.5d	10.5	810	95	132	100-10%	A+	1
G95	75	LG7613d	13	1055	95	132	100-10%	A+	1
G120	75	LG7713d	13	1055	120	155	100-10%	A+	2



GLOBE / Economy Series



Lamp Type	Equivalent Incandescent Lamp Wattage (W)	Model No.	Wattage (W)	Total Luminous Flux (lm)	Diameter (mm)	Length (mm)	Dimmable	Energy Label	Product Photo
G95	60	LG7610	10	810	95	132	No	A+	1
G95	75	LG7611	11	1055	95	132	No	A+	1
G120	75	LG7711	11	1055	120	155	No	A+	2
G120	100	LG7714	14	1521	120	155	No	A+	2

Please refer to the website www.megaman.cc/user-guide for the compatible dimmer list.

LED GX53

The MEGAMAN® LED GX53 series has an ultra slim profile, which provides an innovative integral LED solution for narrow surface mounted luminaires and recessed fittings. Designed for general and ambient lightings, MEGAMAN® LED GX53 with prismatic controller is an economical solution with even light distribution and soft lighting.

For accent lighting and merchandise display applications, MEGAMAN® LED GX53 in professional range comes with the patented Thermal Conductive Highway™ (TCH) technology and reflector design for precise beam control and high-quality lighting. Please refer to page 52 for more details.



GX53 / Smart Series

Dimmable



Model No.	Wattage (W)	Total Luminous Flux (lm)	Length (mm)	Dimmable	Energy Label	Product Photo
LR2205d	5	300	24	100-10%	A+	1
LR3307d	7	480	32	100-10%	A+	2



GX53 / Smart Series

Step Dimming



Model No.	Wattage (W)	Total Luminous Flux (lm)	Length (mm)	Dimmable	Energy Label	Product Photo
LR2205s	5	300	24	100%, 60%, 20%	A+	1
LR3307s	7	520	32	100%, 60%, 20%	A+	2



GX53 / Economy Series



Model No.	Wattage (W)	Total Luminous Flux (lm)	Length (mm)	Dimmable	Energy Label	Product Photo
LR2203.5	3.5	220	24	No	A+	1
LR2205	5	300	24	No	A+	1
LR3307	7	520	32	No	A+	2








Please refer to the website www.megaman.cc/user-guide for the compatible dimmer list.

LED LILIPUT

MEGAMAN® LED Liliput has been newly introduced to replace 47W incandescent and 11W CFL lamps. It delivers a high lumen output of 600lm with a compact profile and a diameter of 40mm only, which is a perfect eco-friendly solution to fit into the luminaire of decorative luminaires.



LILIPUT / Economy Series

- 
2800K | Ra80
- 
4000K | Ra80
- 
220-240V
- 
15000 hrs
- 
40mm
- 
E14
- 
E27

Equivalent Incandescent Lamp Wattage (W)	Model No.	Wattage (W)	Total Luminous Flux (lm)	Length (mm)	Dimmable	Energy Label
47	LG8207 NEW	7	600	101	No	A+

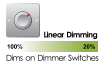
LED T-LAMP

MEGAMAN® LED T-lamp delivers the same light output as its 18W incandescent counterpart, but consumes at least 87% less energy. It is the ideal replacement for an incandescent T-lamp. LED T-lamp generates less heat, making it an ideal light source for domestic refrigerators and for general decorative purposes.



T-LAMP / Smart Series

Dimmable



Universal Dimming
works on Dimmer Switches



Model No.	Wattage (W)	Total Luminous Flux (lm)	Length (mm)	Dimmable	Energy Label
LG2402d	2	100	57	100-20%	A+



T-LAMP / Economy Series



Model No.	Wattage (W)	Total Luminous Flux (lm)	Length (mm)	Dimmable	Energy Label
LG5501.2	1.2	100	57	No	A++
LG5502.4	2.4	180	57	No	A+

LED T8 TUBE

Compatible with traditional magnetic ballast for the T8 fluorescent, MEGAMAN® LED T8 utilises a glass tube with shatter proof design. Its refined, glossy and smooth appearance resembling a fluorescent T8 tube, but protecting the user from broken glass and other components. Featuring a wide 330° exit window, the LED T8 offers an even light distribution that closely resembles the traditional fluorescent T8 tube.

To cater for a variety of applications, MEGAMAN® offers a professional LED T8 tube with high lumen output, high efficacy of up to 148lm/W, long lamp life of 50000 hours and a high power factor larger than 0.9 for commercial and high-end interior applications; smart series with excellent light output and a long lamp life of 50000 hours at affordable prices. The economy series with an extremely competitive price featuring a long lamp life of 40000 hours are available for a wide range of applications in household or retail settings.



T8 TUBE / Professional Series

High Power Factor >0.9

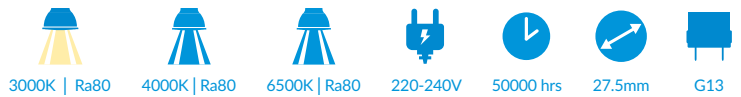


Model No.	Wattage (W)	Total Luminous Flux (lm)	Luminous Efficacy (lm/W)	Length (mm)	Dimmable	Energy Label
LT0409.5H ¹	9.5	800lm [3000K] 880lm [4000K] 880lm [6500K]	84lm/W [3000K] 93lm/W [4000K] 93lm/W [6500K]	602	No	A+
LT0412.5H	12.5	1280lm [3000K] 1400lm [4000K] 1400lm [6500K]	102lm/W [3000K] 112lm/W [4000K] 112lm/W [6500K]	602	No	A+
LT0518H ¹	18	1600lm [3000K] 1750lm [4000K] 1750lm [6500K]	89lm/W [3000K] 97lm/W [4000K] 97lm/W [6500K]	1212	No	A+
LT0524.5H	24.5	2560lm [3000K] 2820lm [4000K] 2820lm [6500K]	104lm/W [3000K] 115lm/W [4000K] 115lm/W [6500K]	1212	No	A+
LT0624.5H ¹	24.5	2400lm [3000K] 2600lm [4000K] 2600lm [6500K]	98lm/W [3000K] 106lm/W [4000K] 106lm/W [6500K]	1513	No	A+
LT0625H ¹	25	3400lm [3000K] 3700lm [4000K] 3700lm [6500K]	136lm/W [3000K] 148lm/W [4000K] 148lm/W [6500K]	1513	No	A++
LT0629.5H	29.5	3300lm [3000K] 3600lm [4000K] 3600lm [6500K]	112lm/W [3000K] 122lm/W [4000K] 122lm/W [6500K]	1513	No	A+ [3000K] A++ [4000K] A++ [6500K]

¹ Preliminary Data



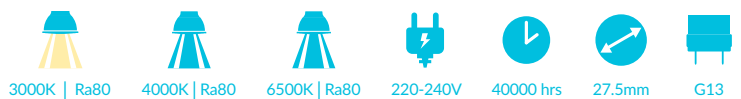
T8 TUBE / Smart Series



Model No.	Wattage (W)	Total Luminous Flux (lm)	Luminous Efficacy (lm/W)	Length (mm)	Dimmable	Energy Label
LT0523.5	23.5	2200lm [3000K] 2400lm [4000K] 2400lm [6500K]	94lm/W [3000K] 102lm/W [4000K] 102lm/W [6500K]	1212	No	A+
LT0624.5	24.5	2400lm [3000K] 2600lm [4000K] 2600lm [6500K]	98lm/W [3000K] 106lm/W [4000K] 106lm/W [6500K]	1513	No	A+



T8 TUBE / Economy Series



Model No.	Wattage (W)	Total Luminous Flux (lm)	Luminous Efficacy (lm/W)	Length (mm)	Dimmable	Energy Label
LT0409.5	9.5	800lm [3000K] 880lm [4000K] 880lm [6500K]	84lm/W [3000K] 93lm/W [4000K] 93lm/W [6500K]	602	No	A+
LT0518	18	1600lm [3000K] 1750lm [4000K] 1750lm [6500K]	89lm/W [3000K] 97lm/W [4000K] 97lm/W [6500K]	1212	No	A+
LT0622	22	2000lm [3000K] 2200lm [4000K] 2200lm [6500K]	91lm/W [3000K] 100lm/W [4000K] 100lm/W [6500K]	1513	No	A+








LED S19

MEGAMAN® has introduced a new series, LED S19, the new LED linear tube with S19 cap is the perfect long-lasting replacement for incandescent tubular lamps. MEGAMAN® LED S19 with 330° illumination offers an even light distribution that closely resembles the traditional incandescent tubular lamps. The shatterproof design of LED S19 can protect the user from broken glass and other components.

It delivers a high lumen output of 700lm with a compact profile and a diameter of 37mm only, which is a perfect eco-friendly solution for bathrooms and kitchens.



S19 / Economy Series

 2800K | Ra80
  4000K | Ra80
  6500K | Ra80
  220-240V
  15000 hrs
  37mm
  S19

Model No.	Wattage (W)	Total Luminous Flux (lm)	Length (mm)	Dimmable	Energy Label
LT0708.5 NEW	8.5	700	308	No	A+

LED FLEXI

Designed to be curved freely and fixed on an uneven surface, the MEGAMAN® LED Flexi eliminates the darkness between flexi connections with an IP rating of IP68, which is an ideal solution for interior and exterior concealed lighting applications.

It is available in up to 25W 5-metre lengths and can be cut every 10cm to meet design requirements. When working with pulse width modulation (PWM) dimmers, it can be dimmed for creating mood and setting the right atmosphere.



FLEXI / Water Resistant Outdoor Version / Smart Series

Dimmable

IP68

 3000K | Ra80

 4000K | Ra80

 DC 24V

 25000 hrs

Model No.	Input Current (mA)	Wattage (W)	Total Luminous Flux (lm)	Width (mm)	Height (mm)	Length (mm)	Dimmable	Energy Label
EX0205	208	5	300	14	5	1000	Yes	A++
EX0225	1042	25	1500	14	5	5000	Yes	A++

The LED Flexi are capable of dimming when working with a pulse width modulation (PWM) dimmer. Dimming performance depends on the specification and quality of PWM dimmer.

LED STRIP

MEGAMAN® LED Strip delivers uniform light distribution without any hot spots to create a comfortable environment, making it an ideal solution for everything from showcase lighting through to continuous cove lighting and linear illumination applications.

MEGAMAN® LED Strip is available in prismatic controller and clear film options to cater to different applications. The prismatic controller version eliminates glare by turning hot spots into a soft light source, whilst the clear film version has a high lumen output up to 1200lm/m and IP65 rating water resistant outdoor version available.



STRIP / Smart Series

Dimmable

3000K | Ra85

4000K | Ra85

DC 24V

30000 hrs

Model No.	Input Current (mA)	Wattage (W)	Total Luminous Flux (lm)	Width (mm)	Height (mm)	Length (mm)	Dimmable	Energy Label
ST0103	167	4	200	8	13	310	Yes	A++
ST0106	334	8	400	8	13	610	Yes	A++
ST0109	480	11.5	600	8	13	910	Yes	A++
ST0112	667	16	800	8	13	1210	Yes	A++
ST0115	792	19	1000	8	13	1510	Yes	A++
ST0118	1000	24	1200	8	13	1810	Yes	A++

The LED strip available in a variety of lengths from 310mm to 1810mm (in 100mm increments); please contact us for different length specifications.

STRIP / Water Resistant Outdoor Version / Smart Series

Dimmable

IP65

3000K | Ra80

4000K | Ra80

DC 24V

25000 hrs

Model No.	Input Current (mA)	Wattage (W)	Total Luminous Flux (lm)	Width (mm)	Height (mm)	Length (mm)	Dimmable	Energy Label
EX0405	208	5	400	15	7	305	Yes	A+

STRIP / Smart Series

Dimmable

3000K | Ra80

4000K | Ra80

DC 24V

25000 hrs

Model No.	Input Current (mA)	Wattage (W)	Total Luminous Flux (lm)	Width (mm)	Height (mm)	Length (mm)	Dimmable	Energy Label
EX0305	208	5	400	15	7	305	Yes	A+

The LED Strip are capable of dimming when working with a pulse width modulation (PWM) dimmer. Dimming performance depends on the specification and quality of PWM dimmer.


LED FILAMENT LAMP

MEGAMAN® has extended the LED Filament Lamp family, adding more ways to bring out the aesthetic appeal of various decorative lighting fixtures. MEGAMAN® offers LED Filament lamps with 360° light illumination in 2200K and 2700K for cosy and harmonious illumination best for creating mood and setting the ambience.

Linear dimming of 100-10% and carrier-free design for all-direction emission with different lamp type options available, MEGAMAN® LED Filament Lamp series easily establishes a cosy and comfortable environment ideal for hospitality lighting.



FILAMENT LAMP / Candle / Smart Series



Dimmable

2700K

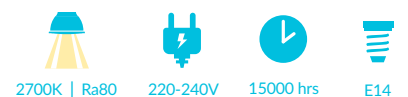


Equivalent Incandescent Lamp Wattage (W)	Model No.	Lamp Base	Wattage (W)	Total Luminous Flux (lm)	Diameter (mm)	Length (mm)	Dimmable	Energy Label	Product Photo
22	LC1503.2dCS	E14	3.2	220	35	121	100-10%	A+	1
35	LC2504.5dCS ¹	E27	4.5	400	35	93	100-10%	A+	2



FILAMENT LAMP / Candle / Economy Series

2700K



Equivalent Incandescent Lamp Wattage (W)	Model No.	Wattage (W)	Total Luminous Flux (lm)	Diameter (mm)	Length (mm)	Dimmable	Energy Label	Product Photo
25	LC1403CS	3	250	35	101	No	A++	1
25	LC1403TP ¹	3	250	38	116	No	A++	2
35	LC2204CS ¹	4	400	35	98	No	A++	3
35	LC2204TP ¹	4	400	38	116	No	A++	4

Please refer to the website www.megaman.cc/user-guide for the compatible dimmer list.

E27 lamp base is available for Candle with 400lm or above.





¹ Preliminary Data

LED FILAMENT LAMP



FILAMENT LAMP / Classic / Smart Series






 **Dimmable**
 **220-240V**
 **15000 hrs**
 **E27**

2700K | Ra80

Lamp Type	Equivalent Incandescent Lamp Wattage (W)	Model No.		Wattage (W)	Total Luminous Flux (lm)	Diameter (mm)	Length (mm)	Dimmable	Energy Label	Product Photo
P45	25	LG9603dCS ¹	NEW	3	250	45	72	100-10%	A++	1
A60	40	LG6205.5dCS		5.5	470	60	118	100-10%	A+	2
A60	60	LG9809dCS ¹	NEW	9	810	60	102	100-10%	A+	3



FILAMENT LAMP / Classic / Economy Series

 **2700K | Ra80**
 **220-240V**
 **15000 hrs**

Lamp Type	Equivalent Incandescent Lamp Wattage (W)	Model No.		Lamp Base	Wattage (W)	Total Luminous Flux (lm)	Diameter (mm)	Length (mm)	Dimmable	Energy Label	Product Photo
P45	25	LG9603CS ¹	NEW	E14	3	250	45	78	No	A++	1
P45	35	LG9704CS ¹	NEW	E14	4	400	45	77	No	A++	2
A60	40	LG6104.8CS		E27	4.8	470	60	103	No	A++	3
A60	60	LG9808CS ¹	NEW	E27	8	810	60	108	No	A+	4

Please refer to the website www.megaman.cc/user-guide for the compatible dimmer list.

E27 lamp base is available for Classic P45.

¹ Preliminary Data

LED GOLDEN FILAMENT LAMPS



GOLDEN FILAMENT LAMPS / Smart Series

Dimmable 2200K



Lamp Type	Equivalent Incandescent Lamp Wattage (W)	Model No.	Wattage (W)	Total Luminous Flux (lm)	Diameter (mm)	Length (mm)	Dimmable	Energy Label	Product Photo
ST58	21	LG6603dGD	3	210	58	152	100-10%	A+	1
A75	21	LG6303dGD	3	210	75	156	100-10%	A+	2
G95	21	LG6403dGD	3	210	95	159	100-10%	A+	3
G125	21	LG6503dGD	3	210	125	196	100-10%	A+	4



GOLDEN FILAMENT LAMPS / Economy Series

2200K




Lamp Type	Equivalent Incandescent Lamp Wattage (W)	Model No.	Lamp Base	Wattage (W)	Total Luminous Flux (lm)	Diameter (mm)	Length (mm)	Dimmable	Energy Label	Product Photo
Candle	21	LC1403GD/TP ¹	E14	3	210	35	118	No	A+	1
ST58	21	LG7003GD	E27	3	210	58	131	No	A+	2
A75	21	LG6703GD	E27	3	210	75	135	No	A+	3
G95	21	LG6803GD	E27	3	210	95	138	No	A+	4
G125	21	LG6903GD	E27	3	210	125	173	No	A+	5

Please refer to the website www.megaman.cc/user-guide for the compatible dimmer list.
¹ Preliminary Data

LED G4

With the advanced sub-miniature MEGAMAN® LED technology, the MEGAMAN® LED G4 has the same form factor as halogen, which makes it an ideal energy saving alternative to the halogen G4.

Designed with a delicate profile, it delivers halogen-like sparkling effects, which best fit into a intricate or compact luminaires or chandeliers, creating the desired atmospheres instantly.



G4 / Economy Series



Model No.	Wattage (W)	Total Luminous Flux (lm)	Diameter (mm)	Length (mm)	Dimmable	Energy Label	Product Photo
EU0301.2	1.2	100	9	30	No	A++	1
EU0401.8 ¹	NEW 1.8	180	10	37	No	A++	2

¹ Preliminary Data


LED G9

MEGAMAN® LED G9 is an economical solution with an exquisite profile for replacing halogen G9 in display, track and decorative lighting fixtures such as chandeliers and pendants. LED G9 delivers highly luminous efficacy of up to 90lm/W with energy label Grade A++.

It generates less heat than halogen lamps, eliminating overheating and frequent re-lamping due to lamps burning out are no longer disturbances.



G9 / Smart Series



Dimmable



2800K | Ra80

4000K | Ra80

25000 hrs

220-240V

GU9

Model No.	Wattage (W)	Total Luminous Flux (lm)	Diameter (mm)	Length (mm)	Dimmable	Energy Label	Product Photo
LU0202d	2	100	20	46	100-20%	A+	1
LU0303d	3	180	22	46	100-20%	A+	2



G9 / Economy Series



15000 hrs

220-240V

GU9

Model No.	Wattage (W)	Total Luminous Flux (lm)	Colour Temp [CRI]	Diameter (mm)	Length (mm)	Dimmable	Energy Label	Product Photo
LU0702	2	180	2800K [Ra80]	19	43	No	A++	1
LU0403	3	220	2800K / 4000K [Ra80]	22	53	No	A+	2



LED CROWN SILVER

With the unique silver-plated or brass-plated crown top and clear light bulb finishing, MEGAMAN® LED Crown Silver is best for flawless mirror lighting and decorative lighting with an aesthetic touch. It delivers non-glare lighting just like an incandescent lamp with silver or gold coating, whilst greatly reducing electricity and maintenance costs.



CROWN SILVER / Smart Series

Dimmable



Lamp Type	Model No.	Lamp Base	Wattage (W)	Diameter (mm)	Length (mm)	Dimmable	Energy Label	Product Photo
P45	LS0303.5d	E14	3.5	45	84	100-10%	A	1
A55	LS0405d	E27	5	55	104	100-10%	A+	2
A60	LS0505d	E27	5	60	107	100-10%	A+	3
A60	LS0505d-Brass	E27	5	60	107	100-10%	A+	4

LED R7s

The new MEGAMAN® LED R7s delivers a superb light output of up to 1000lm with 25000 hours of continuous illumination, making it the perfect energy-saving alternative to be halogen R7s. It has a wide range of operating temperatures of -30°C to +40°C and fits into most luminaires with an R7s lamp holder.

LED R7s generates much less heat than halogen counterparts without the overheating and burnout concerns of the extremely hot double-ended halogens. With the dimmable option available, you can add dimming and scene setting to your environment.



R7s / Smart Series

Dimmable



Model No.	Wattage (W)	Total Luminous Flux (lm)	Length (mm)	Dimmable	Energy Label
LJ0409d ¹	NEW 9	810	118	100-10%	A+



R7s / Smart Series



Model No.	Wattage (W)	Total Luminous Flux (lm)	Diameter (mm)	Width (mm)	Height (mm)	Length (mm)	Dimmable	Energy Label	Product Photo
LJ0107	7	450	N/A	56	30	83	No	A+	1
LJ0209	9	600	N/A	56	29	118	No	A	2
LJ0408 ¹	NEW 8	1000	25	N/A	N/A	118	No	A++	3

The LED R7s LJ0408 can be used in outdoor floodlight with minimum volume of W120 x L160 x H80 (mm) at ambient temperature of 25°C, the estimated life time is 15,000 hours.

Please refer to the website www.megaman.cc/user-guide for the compatible dimmer list.
¹ Preliminary Data


LED CLUSTERLITE®

MEGAMAN® LED CLUSTERLITE® delivers an extremely high lumen output of up to 4160lm with 35W power consumption only (Energy Label Grade A++). It perfectly replaces 40W CFL (and 120W mercury tungsten blended lamp) and 60W CFL (and 180W mercury tungsten blended lamp) by 27W and 35W solutions respectively. It offers immense illumination output for large-scale commercial and industrial applications, including bus and train terminuses, exhibition halls, shopping malls, showrooms, factories, warehouses, street lighting and billboards.

MEGAMAN® LED CLUSTERLITE® comes with shatterproof finishing, protecting the user from broken glass and other components, also free of harmful UV and radioactive Kr85, even if the lamp breaks.



CLUSTERLITE® / Smart Series



Model No.	Wattage (W)	Total Luminous Flux (lm)	Length (mm)	Dimmable	Energy Label
LH0127	27	2800	188	No	A+
LH0135	35	4000 [2800K], 4160 [4000K]	188	No	A+ [2800K], A++ [4000K]


The LED CLUSTERLITE® is not water resistant. The waterproof performance of the lamp would only be attained if the lamp is used with a light fitting with an IP rating of IP44 or above. The ambient temperature inside the fixture must not exceed 60°C, which is equivalent to a minimum volume of 120 x 360 x 220 (mm). The noise level is 23dB in an enclosed fixture and 35dB when free burning.

LED SENSOR LIGHT

Equipped with an ingenious light sensor, the MEGAMAN® LED Sensor Light automatically lights up in darkness and turns itself off in a bright environment. It reduces electricity costs and investment on costly security lights and helps make significant energy savings.



SENSOR LIGHT / Smart Series



Model No.	Wattage (W)	Total Luminous Flux (lm)	Length (mm)	Dimmable	Energy Label	Product Photo
LG7105.5r NEW	5.5	470	109	No	A+	1
LG7206r NEW	6	600	112	No	A+	2
LG7309.5r NEW	9.5	810	117	No	A+	3

LED NIGHT LIGHT

Designed to give light for a sense of security or a solution against a fear of the dark, the MEGAMAN® LED Night Light series offers a sleek appearance that illuminates and outlines your staircase, corridors and bedrooms, and is perfect for children's rooms. Its low heat design makes it much safer than incandescent bulbs.



NIGHT LIGHT / Smart Series



220-240V

20000 hrs

Model No.	Wattage (W)	Plug Type	Diameter (mm)	Length (mm)	Width (mm)	Height (mm)	Colour Available	Product Photo
NL010.2	0.2	EU	65	76	N/A	N/A	Warm White (2700K), Blue, Flame, Green, Red, White	1
NL050.2	0.2	AU	41	57	N/A	N/A	Warm White (2700K), Blue, Flame, Green, Red, White	2
NL050.2	0.2	CN	41	56	N/A	N/A	Warm White (2700K), Blue, Flame, Green, Red, White	2
NL050.2	0.2	EU	41	66	N/A	N/A	Warm White (2700K), Blue, Flame, Green, Red, White	2
NL050.2	0.2	UK	N/A	50	46	64	Warm White (2700K), Blue, Flame, Green, Red, White	3

LED PLANT LAMP

Artificial lighting is commonly used in horticulture when natural sunlight is not sufficient for proper plant growth. MEGAMAN® LED Plant Lamp series is an eco-friendly solution for horticulture lighting to assist plants in the photosynthesis process, which can increase the plant yield. It is highly energy efficient, helping growers to lower electricity consumption, particularly during cold seasons.



PLANT LAMP / PAR38 / Water Resistant Outdoor Version / Smart Series

IP55



Lamp Type	Model No.	Wattage (W)	Length (mm)	Photon Flux (umol/s)
PAR38	LR3208.5PT	8.5	132	5

IP55 means the product is a water-resistant outdoor version designed to maintain the IP rating of the light fitting used (up to a maximum of IP55).



PLANT LAMP / Classic / Smart Series




Lamp Type	Model No.	Wattage (W)	Length (mm)	Photon Flux (umol/s)
Classic A60	LG2506.5PT	6.5	115	1.8

Additional photon flux can be delivered if the LED plant lamp is installed in a fixture with a reflector.

LED COLOUR BULB

With four colour options: blue, green, orange and red available, the MEGAMAN® LED Colour Bulb features delightful colours to suit different occasions. With a water-resistant feature, it is designed to maintain the IP rating of the lighting fitting used (up to maximum of IP55) for outdoor applications. These lamps have low power consumption of one watt, which is the perfect replacement for incandescent colours bulbs and helping make significant energy savings.



COLOUR BULB / Water Resistant Outdoor Version / Smart Series

IP55



220-240V



25000 hrs



45mm

Model No.	Wattage (W)	Colour	Length (mm)
LG1801BU	1	Blue	E14: 92 / E27: 87
LG1801GN	1	Green	E14: 92 / E27: 87
LG1801OR	1	Orange	E14: 92 / E27: 87
LG1801RD	1	Red	E14: 92 / E27: 87

IP55 means the product is a water-resistant outdoor version designed to maintain the IP rating of the light fitting used (up to a maximum of IP55).



TECOH®

The MEGAMAN® TECOH® LED portfolio consists of a range of high performance LED light engines and modules. The TECOH® Family is enhanced by introducing:

TECOH® THx, LED modules and light engines that offer excellent alternatives to AR111, MR16 and PAR16 halogen lamps

TECOH® CFx, the world's first 2000 lumen Zhaga Certified Book 2 LED light engine

TECOH® APx, a planar LED light engine with driver integrated on board for direct mains operation

TECOH® MHx, delivers high light output of 3500lm, which is a perfect alternative to 35W metal halide lamps

TECOH® RDx, a round disc LED module that offers excellent lumen packages of up to 8310 lumens

TECOH® RLx, a round shaped constant current LED module with high quality of light for general lighting applications

TECOH® FLx, enhanced range now includes bi-colour, high output and 8mm versions

TECOH® PLx, a finger-shaped module that is a perfect alternative to fluorescent lights

TECOH® DFx, a rectangular-shaped LED module with high quality white light specifically designed for ambient lighting

TECOH® THx

The MEGAMAN® TECOH® THx offers excellent alternatives to halogen PAR16, MR16 and AR111 for recessed and surface mounted spotlights

- The built-in optics and heat-sink simplify the upgrade to high efficient LED solution
- Includes first serviceable LED solution for fire rated downlights
- Empowered by Hybrid Reflector, TECOH® THx offers enhanced beam control and excellent efficacy
- Dim to Warm and *INGENIUM*® BLU options available to offer an enhancement to any lighting scheme
- A dimming feature is available and the performance can be enhanced by driver choice
- High system efficiency of up to 91 lm/W and A+ energy class
- Long life of up to 50,000 hours

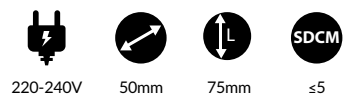


TECOH® THx / Light Engine



Hybrid Reflector

INGENIUM® BLU



Product Code		Wattage (W)	Luminous Flux (lm)	Luminous Efficacy (lm/W)	Luminous Flux in 90° Cone (lm)	Beam Angle (°)	Max Luminous Intensity (cd)	Colour Temp. [CRI]	Life Time at L70 B50 and Ta 25°C (hrs)	Dimmable	Energy Label
TH0309dBT2-24D/828-230V	NEW	11.5	900	78	830	24	3500	2800K (>Ra80)	25000	100-5%	A+
TH0309dBT2-24D/840-230V	NEW	11.5	900	78	830	24	3500	4000K (>Ra80)	25000	100-5%	A+
TH0309dBT2-36D/828-230V	NEW	11.5	900	78	830	36	1900	2800K (>Ra80)	25000	100-5%	A+
TH0309dBT2-36D/840-230V	NEW	11.5	900	78	830	36	1900	4000K (>Ra80)	25000	100-5%	A+

The TECOH® THx is Bluetooth 4.1 enabled LED light engines.



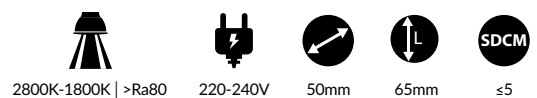
TECOH® THx / Light Engine



Hybrid Reflector

U-DIM™

Dim to Warm



Product Code		Wattage (W)	Luminous Flux (lm)	Luminous Efficacy (lm/W)	Luminous Flux in 90° Cone (lm)	Beam Angle (°)	Max Luminous Intensity (cd)	Life Time at L70 B50 and Ta 25°C (hrs)	Dimmable	Energy Label
TH0205w-36D/828-230V	NEW	8	500	63	460	36	1100	25000	100-5%	A



TECOH® THx / Light Engine



Hybrid Reflector

U-DIM™



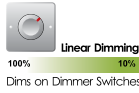
Product Code		Wattage (W)	Luminous Flux (lm)	Luminous Efficacy (lm/W)	Luminous Flux in 90° Cone (lm)	Beam Angle (°)	Max Luminous Intensity (cd)	Colour Temp. [CRI]	Life Time at L70 B50 and Ta 25°C (hrs)	Dimmable	Energy Label
TH0205d-24D/828-230V	NEW	8	500	63	460	24	2000	2800K (>Ra80)	25000	100-5%	A
TH0205d-24D/840-230V	NEW	8	500	63	460	24	2000	4000K (>Ra80)	25000	100-5%	A
TH0205d-36D/828-230V	NEW	8	500	63	460	36	1100	2800K (>Ra80)	25000	100-5%	A
TH0205d-36D/840-230V	NEW	8	500	63	460	36	1100	4000K (>Ra80)	25000	100-5%	A

Please refer to the website www.megaman.cc/user-guide for the compatible dimmer list. Preliminary data



TECOH® THx / Light Engine

Dimmable

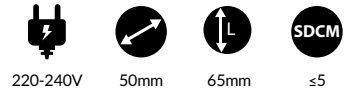


Product Code	Wattage (W)	Luminous Flux (lm)	Luminous Efficacy (lm/W)	Luminous Flux in 90° Cone (lm)	Beam Angle (°)	Max Luminous Intensity (cd)	Colour Temp. [CRI]	Life Time at L70 B50 and Ta 25°C (hrs)	Dimmable	Energy Label
TH0106d-36D/828-230V	8	600	75	420	36	650	2800K [Ra80]	30000	100-10%	A
TH0106d-36D/840-230V	8	630	79	440	36	650	4000K [Ra80]	30000	100-10%	A



TECOH® THx / Light Engine

Hybrid Reflector



Product Code	Wattage (W)	Luminous Flux (lm)	Luminous Efficacy (lm/W)	Luminous Flux in 90° Cone (lm)	Beam Angle (°)	Max Luminous Intensity (cd)	Colour Temp. [CRI]	Life Time at L70 B50 and Ta 25°C (hrs)	Dimmable	Energy Label	Product Photo
TH0205-24D/828-230V ¹	NEW 7.5	500	67	460	24	2000	2800K [>Ra80]	25000	No	A+	1
TH0205-24D/840-230V ¹	NEW 7.5	500	67	460	24	2000	4000K [>Ra80]	25000	No	A+	1
TH0205-36D/828-230V ¹	NEW 7.5	500	67	460	36	1100	2800K [>Ra80]	25000	No	A+	1
TH0205-36D/840-230V ¹	NEW 7.5	500	67	460	36	1100	4000K [>Ra80]	25000	No	A+	1
TH0307-24D/828-230V ¹	NEW 8.5	700	82	640	24	2800	2800K [>Ra80]	25000	No	A+	2
TH0307-24D/840-230V ¹	NEW 8.5	700	82	640	24	2800	4000K [>Ra80]	25000	No	A+	2
TH0307-36D/828-230V ¹	NEW 8.5	700	82	640	36	1500	2800K [>Ra80]	25000	No	A+	2
TH0307-36D/840-230V ¹	NEW 8.5	700	82	640	36	1500	4000K [>Ra80]	25000	No	A+	2
TH0309-24D/828-230V ¹	NEW 10.5	900	86	830	24	3500	2800K [>Ra80]	25000	No	A+	2
TH0309-24D/840-230V ¹	NEW 10.5	900	86	830	24	3500	4000K [>Ra80]	25000	No	A+	2
TH0309-36D/828-230V ¹	NEW 10.5	900	86	830	36	1900	2800K [>Ra80]	25000	No	A+	2
TH0309-36D/840-230V ¹	NEW 10.5	900	86	830	36	1900	4000K [>Ra80]	25000	No	A+	2



TECOH® THx / Module

Hybrid Reflector Dimmable



Product Code	Input Current (mA)	Nominal Voltage (V DC)	Wattage (W)	Luminous Flux (lm)	Luminous Efficacy (lm/W)	Luminous Flux in 90° Cone (lm)	Beam Angle (°)	Max. Luminous Intensity (cd)	Colour Temp. [CRI]	Diameter (mm)	Length (mm)	Life Time at L70 B10 and Tc 85°C (hrs)	Energy Label	Product Photo
TH0405-36D/828-350mA ¹	NEW 350	16-21	6.5	500	77	350	36	1200	2800K [Ra82]	50	30	50000	A	1
TH0405-36D/840-350mA ¹	NEW 350	16-21	6.5	500	77	350	36	1200	4000K [Ra85]	50	30	50000	A	1
TH0406-36D/828-350mA ¹	NEW 350	16-21	6.5	630	97	500	36	1500	2800K [Ra82]	50	30	50000	A+	1
TH0406-36D/840-350mA ¹	NEW 350	16-21	6.5	630	97	500	36	1500	4000K [Ra85]	50	30	50000	A+	1
TH0520-15D/830-700mA ¹	NEW 700	35	25	2000	80	1840	15	17800	3000K [>Ra80]	111	92	50000	A	2
TH0520-15D/840-700mA ¹	NEW 700	35	25	2000	80	1840	15	17800	4000K [>Ra80]	111	92	50000	A	2
TH0520-24D/830-700mA ¹	NEW 700	35	25	2000	80	1840	24	10200	3000K [>Ra80]	111	92	50000	A	2
TH0520-24D/840-700mA ¹	NEW 700	35	25	2000	80	1840	24	10200	4000K [>Ra80]	111	92	50000	A	2
TH0520-45D/830-700mA ¹	NEW 700	35	25	2000	80	1840	45	4450	3000K [>Ra80]	111	92	50000	A	2
TH0520-45D/840-700mA ¹	NEW 700	35	25	2000	80	1840	45	4450	4000K [>Ra80]	111	92	50000	A	2
TH0532-24D/830-1050mA ¹	NEW 1050	35	35	3200	91	2940	24	16300	3000K [>Ra80]	111	92	50000	A+	2
TH0532-24D/840-1050mA ¹	NEW 1050	35	35	3200	91	2940	24	16300	4000K [>Ra80]	111	92	50000	A+	2
TH0532-45D/830-1050mA ¹	NEW 1050	35	35	3200	91	2940	45	7100	3000K [>Ra80]	111	92	50000	A+	2
TH0532-45D/840-1050mA ¹	NEW 1050	35	35	3200	91	2940	45	7100	4000K [>Ra80]	111	92	50000	A+	2
TH0532-60D/830-1050mA ¹	NEW 1050	35	35	3200	91	2940	60	400	3000K [>Ra80]	111	92	50000	A+	2
TH0532-60D/840-1050mA ¹	NEW 1050	35	35	3200	91	2940	60	400	4000K [>Ra80]	111	92	50000	A+	2

A dimming feature is available and performance can be enhanced by driver choice.

Please refer to the website www.megaman.cc/user-guide for the compatible dimmer list.
¹ Preliminary data

TECOH® CFx

The world's first 2000-lumen LED light engines designed in line with ZHAGA Specification Book 2

- Designed in line with ZHAGA Interface Specification Book 2, enabling interchangeability and easy integration into fixtures
- Perfect alternative to CFL non-integrated and halogen lamps in general lighting applications
- Twist-lock design with integrated driver that allows easy installation directly on mains input
- Ideal for use in downlights, replacing conventional light sources such as the 50W halogen and the 2x13W and 2x18W compact fluorescent lamps
- Smooth Lambertian output
- High efficiency range that offers system efficacies of up to 83lm/W
- The extended life dimmable range offers 100% to 10% linear dimming feature



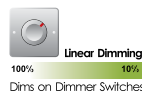
TECOH® CFx / High Efficiency



Product Code	Wattage (W)	Luminous Flux (lm)	Luminous Efficacy (lm/W)	Colour Temp. [CRI]	Life Time at L70 B10 & Tc 65°C (hrs)	Dimmable	Energy Label
CF0112/PHJ65d-2-828-230V	15	1200	80	2800K [Ra80]	25000	No	A+
CF0112/PHJ65d-2-840-230V	15	1200	80	4000K [Ra80]	25000	No	A+
CF0120/PHJ65d-2-828-230V	26	2000	77	2800K [Ra80]	25000	No	A
CF0120/PHJ65d-2-840-230V	26	2000	77	4000K [Ra80]	25000	No	A



TECOH® CFx / Extended Life Dimmable



Dimmable



Product Code	Wattage (W)	Luminous Flux (lm)	Luminous Efficacy (lm/W)	Colour Temp. [CRI]	Life Time at L70 B10 & Tc 65°C (hrs)	Dimmable	Energy Label
CF0212d/PHJ65d-2-828-230V	15	1100	73	2800K [Ra82]	35000	100-10%	A
CF0212d/PHJ65d-2-840-230V	15	1200	80	4000K [Ra85]	35000	100-10%	A+
CF0220d/PHJ65d-2-828-230V	24	1800	75	2800K [Ra82]	35000	100-10%	A
CF0220d/PHJ65d-2-840-230V	24	2000	83	4000K [Ra85]	35000	100-10%	A+

Capable of linear dimming from 100% to 10% when working with conventional leading edge dimmers. Please visit www.megaman.cc/user-guide for a list of compatible dimmers list.

TECOH[®] APx

MEGAMAN[®] TECOH[®] APx is a planar LED light engine with driver integrated on board for direct mains operation

- Can be integrated into fixtures or onto heat sinks without additional driver
- Different fixture shapes and sizes can be addressed using single or multiple units
- High luminous efficacy of up to 123lm/W and energy label A++
- With high power factor of >0.9, which can contribute to a higher energy savings in the end application
- Ideal for use in ceiling and wall light behind diffuser with a limited depth
- Low flicker option available ≤30%



1

2

TECOH[®] APx

High Power Factor of >0.9



220-240V



≤4

Product Code	Wattage (W)	Luminous Flux at Ta 25°C (lm)	Luminous Efficacy at Ta 25°C (lm/W)	Luminous Flux at Tc 75°C (lm)	Luminous Efficacy at Tc 75°C (lm/W)	Colour Temp. [CRI]	Life Time at L70 B50 & Tc 75°C (hrs)	Width (mm)	Height (mm)	Length (mm)	Energy Label	Product Photo
AP0106/830-230V	9	680	76	630	70	3000K [Ra80]	50000	40	5.6	40	A+	1
AP0106/840-230V	9	700	78	650	72	4000K [Ra80]	50000	40	5.6	40	A+	1
AP0536/840-230V ¹	NEW 35	3900	111	3600	102	4000K [Ra80]	50000	80	15	80	A+	2



1

2

3

4

TECOH[®] APx

High Power Factor of >0.9



4000K | Ra80



220-240V



≤4

Product Code	Wattage (W)	Luminous Flux at Ta 25°C (lm)	Luminous Efficacy at Ta 25°C (lm/W)	Luminous Flux at Tc 75°C (lm)	Luminous Efficacy at Tc 75°C (lm/W)	Life Time at L70 B50 and Tc 75°C (hrs)	Diameter (mm)	Height (mm)	Energy Label	Product Photo
AP0211/840-230V ¹	NEW 12	1200	100	1100	92	50000	60	5.6	A+	1
AP0907/840-230V ¹	NEW 9.5	750	79	700	74	50000	60	6.5	A+	2
AP1014/840-230V ¹	NEW 18	1490	83	1400	78	50000	60	6.5	A	2
AP1121/840-230V ¹	NEW 27	2180	81	2100	78	50000	70	6.5	A	3
AP1235/840-230V ¹	NEW 35	3800	109	3500	100	50000	140	6.5	A+	4
AP1355/840-230V ¹	NEW 48.5	5950	123	5500	113	50000	140	6.5	A++	4

¹ Preliminary data

TECOH® MHx

MEGAMAN® TECOH® MHx delivers excellent light output of 3500lm, is a perfect alternative to 35W metal halide lamps

- Extended range of LED modules offering viable alternatives to 20, 35 and 50W ceramic metal halide
- With minimal design modifications required, the TECOH® MHx can be used in many existing fixtures (the light centre from the base is the same height as in G12 or GU6.5 lamps)
- High luminous efficacy of up to 146 lm/W
- Capable of linear dimming from 100% to 1% when used with a DC1-10V dimming driver and DC1-10V dimmer
- Future-proof design enable easy upgrading of the TECOH® MHx
- High colour rendering of up to Ra85; a RichColour option offers an outstanding CRI of Ra95



TECOH® MHx



TCH

Dimmable

RichColour+

Ra95



42mm



62mm



≤3

Product Code	Input Current (mA)	Nominal Voltage (V DC)	Wattage (W)	Luminous Flux at Ta 25°C (lm)	Luminous Efficacy at Ta 25°C (lm/W)	Luminous Flux at Tc 75°C (lm)	Luminous Efficacy at Tc 75°C (lm/W)	Colour Temp. [CRI]	Life Time at L70 B50 & Tc 75°C (hrs)	Suggested LED Converter	Energy Label
MH0130R9/930-700mA	700	36	24	2700	113	2300	96	3000K [Ra95]	50000	LD0424x1v-C700	A+
MH0130R9/940-700mA	700	36	24	2900	121	2500	104	4000K [Ra95]	50000	LD0424x1v-C700	A+



TECOH® MHx



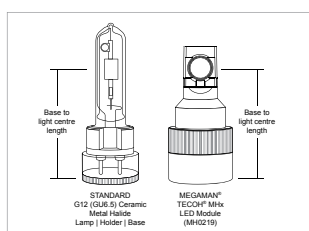
TCH

Dimmable



≤3

Product Code	Input Current (mA)	Nominal Voltage (V DC)	Wattage (W)	Luminous Flux at Ta 25°C (lm)	Luminous Efficacy at Ta 25°C (lm/W)	Luminous Flux at Tc 75°C (lm)	Luminous Efficacy at Tc 75°C (lm/W)	Colour Temp. [CRI]	Life Time at L70 B50 & Tc 75°C (hrs)	Diameter (mm)	Height (mm)	Suggested LED Converter	Energy Label	Product Photo
MH0219/830-500mA	500	34	17	2000	118	1700	100	3000K [Ra82]	50000	25	50	LD0217x1v-C500	A+	1
MH0219/840-500mA	500	34	17	2200	129	1900	112	4000K [Ra85]	50000	25	50	LD0217x1v-C500	A+	1
MH0130/830-700mA	700	36	24	3200	133	2700	113	3000K [Ra82]	50000	42	62	LD0424x1v-C700	A+	2
MH0130/840-700mA	700	36	24	3500	146	3000	125	4000K [Ra85]	50000	42	62	LD0424x1v-C700	A+	2



Capable of linear dimming from 100% to 1% when connected to a DC1-10V dimming driver and a DC1-10V dimmer.

TECOH® RDx

The MEGAMAN® TECOH® RDx offers excellent lumen packages of up to 8310 lumens

- Designed with ZHAGA Interface Specification Book 3 in mind, enabling interchangeability and easy integration into fixtures
- High thermal and optical performance, enabling efficient and compact fixture designs
- Packages from 1690 lumens up to 8310 lumens with same outer dimension of 50mm diameter and 6.2mm height for multifunctional fixture design
- Small LES of only (17-19mm) with output packages up to 8310 lumens offering precise beam control at high output for extra punch
- All modules are designed for multiple operations on different drivers. By simply changing the input current, the modules can be operated in high efficiency, normal and high output modes
- High case temperature of 85°C for more flexibility on fixture design
- Long lamp life (L70 B10) of up to 50000 hours



TECOH® RDx Gen2

Dimmable




Product Code	Input Current (mA)	Typical Voltage at Tc 85°C (V DC)	Typical Wattage at Tc 85°C (W)	Luminous Flux at Ta 25°C (lm)	Luminous Efficacy at Ta 25°C (lm/W)	Luminous Flux at Tc 85°C (lm)	Luminous Efficacy at Tc 85°C (lm/W)	Colour Temp. [CRI]	Life Time at L70 B10 and Tc 85°C (hrs)	LES Size (mm)	Energy Label	Product Photo
RD0121M/830-350mA-HE	350	34.6	12.1	1690	140	1400	116	3000 [Ra82]	50000	17	A++	1
RD0121M/840-350mA-HE	350	34.6	12.1	1870	155	1550	128	4000 [Ra82]	50000	17	A++	1
RD0121M/830-500mA-NE	500	35.4	17.7	2290	129	1900	107	3000 [Ra82]	50000	17	A+	1
RD0121M/840-500mA-NE	500	35.4	17.7	2530	143	2100	119	4000 [Ra82]	50000	17	A++	1
RD0121M/830-700mA-HO	700	36.2	25.3	2890	114	2400	95	3000 [Ra82]	50000	17	A+	1
RD0121M/840-700mA-HO	700	36.2	25.3	3200	126	2650	105	4000 [Ra82]	50000	17	A+	1
RD0231M/830-500mA-HE	500	34.6	17.3	2530	146	2100	121	3000 [Ra82]	50000	17	A++	1
RD0231M/840-500mA-HE	500	34.6	17.3	2770	160	2300	133	4000 [Ra82]	50000	17	A++	1
RD0231M/830-700mA-NE	700	34.8	24.4	3370	138	2800	115	3000 [Ra82]	50000	17	A++	1
RD0231M/840-700mA-NE	700	34.8	24.4	3740	153	3100	127	4000 [Ra82]	50000	17	A++	1
RD0231M/830-1050mA-HO	1050	35.2	37.0	4400	119	3650	99	3000 [Ra82]	50000	17	A+	1
RD0231M/840-1050mA-HO	1050	35.2	37.0	4820	130	4000	108	4000 [Ra82]	50000	17	A+	1
RD0343M/830-700mA-HE	700	33.2	23.2	3675	158	3050	131	3000 [Ra82]	50000	19	A++	2
RD0343M/840-700mA-HE	700	33.2	23.2	4095	177	3400	147	4000 [Ra82]	50000	19	A++	2
RD0343M/830-1050mA-NE	1050	33.6	35.3	4940	140	4100	116	3000 [Ra82]	50000	19	A++	2
RD0343M/840-1050mA-NE	1050	33.6	35.3	5420	154	4500	127	4000 [Ra82]	50000	19	A++	2
RD0343M/830-1400mA-HO	1400	34.0	47.6	5900	124	4900	103	3000 [Ra82]	50000	19	A+	2
RD0343M/840-1400mA-HO	1400	34.0	47.6	6500	137	5400	113	4000 [Ra82]	50000	19	A++	2
RD0555M/830-1050mA-NE	1050	42.0	44.1	6020	137	5000	113	3000 [Ra82]	50000	19	A++	2
RD0555M/840-1050mA-NE	1050	42.0	44.1	6620	150	5500	125	4000 [Ra82]	50000	19	A++	2
RD0555M/830-1400mA-HO	1400	44.1	61.7	7590	123	6300	102	3000 [Ra82]	50000	19	A+	2
RD0555M/840-1400mA-HO	1400	44.1	61.7	8310	135	6900	112	4000 [Ra82]	50000	19	A++	2

A dimming feature is available and performance can be enhanced by driver choice.

TECOH® RLx


The MEGAMAN® RLx is a round shaped constant current LED module with high quality of light for general lighting

- Energy efficient LED alternatives to CFL and halogen products for general lighting applications
- Different lumen packages with same size and fixing holes allowing multifunctional fixture design and flexible stocking
- To be used in combination with diffuse covers for optimum performance
- Long lamp life (L70 B10) of 30,000 hours
- Wide range of operating temperature from -30°C to +40°C
- Price competitive constant current LED solution
- Dimming feature is available and driver choice can enhance performance



TECOH® RLx

Dimmable



Product Code		Input Current (mA)	Nominal Voltage (V DC)	Wattage (W)	Luminous Flux at Ta 25°C (lm)	Luminous Efficacy at Ta 25°C (lm/W)	Luminous Flux at Tc 85°C (lm)	Luminous Efficacy at Tc 85°C (lm/W)	Life Time at L70 B10 at Tc 75°C (hrs)	Energy Label	Product Photo
RL0107/830-350mA	NEW	350	22	8	800	100	720	90	30000	A+	1
RL0216/830-700mA	NEW	700	22	15	1750	116	1600	106	30000	A+	2

Preliminary data
A dimming feature is available and performance can be enhanced by driver choice.

TECOH® FLx


The MEGAMAN® rectangular-shaped LED modules TECOH® FLx is a perfect alternative to fluorescent lights

- Design in line with the ZHAGA Interface Specification Book 7
- To be used in linear and flat luminaires with diffuse covers to replace traditional fluorescent lighting in new luminaires
- The lengths of 280mm or 560mm with a width of 20mm, 31mm and 40mm can be mixed and matched to make up the regular fluorescent tube lengths of 0.6m, 1.2m and 1.5m
- High lumen output of up to 4500lm per module
- Highly efficient lighting solutions with energy label A+ and A++ with efficacies up to 170lm/W
- Simple interconnection of the LED modules make them a flexible solution suitable for continuous line configurations without gaps and dark zones
- The bi-colour version offers Tunable White for multi-application lighting
- The multiple operation in 8mm width for sidelite application
- Wide range of operating temperatures from -30°C to +50°C
- Self-cooling modules that do not need specially designed heat-sinks
- High CRI versions: Ra≥90 available ideal for retail applications



TECOH® FLx / High Efficacy

Dimmable



Product Code	Input Current (mA)	Nominal Voltage (V DC)	Wattage (W)	Luminous Flux at Ta 25°C (lm)	Luminous Efficacy at Ta 25°C (lm/W)	Luminous Flux at Tc 85°C (lm)	Luminous Efficacy at Tc 85°C (lm/W)	Colour Temp. [CRI]	Life Time at L70 B10 at Tc 85°C (hrs)	Length (mm)	Energy Label
FL0305v2/830-L28W2-700mA	700	6	4	513	128	500	125	3000K [Ra80]	50000	280	A++
FL0305v2/840-L28W2-700mA	700	6	4	563	141	525	138	4000K [Ra80]	50000	280	A++
FL0411/830-L56W2-700mA	700	12	8	1025	128	1000	125	3000K [Ra80]	50000	560	A++
FL0411/840-L56W2-700mA	700	12	8	1125	141	1100	138	4000K [Ra80]	50000	560	A++
FL0311/830-L28W2-700mA	700	12	8	1025	128	1000	125	3000K [Ra80]	50000	280	A++
FL0311/840-L28W2-700mA	700	12	8	1125	141	1100	138	4000K [Ra80]	50000	280	A++
FL0422/830-L56W2-700mA	700	24	16	2050	128	2000	125	3000K [Ra80]	50000	560	A+
FL0422/840-L56W2-700mA	700	24	16	2250	141	2200	138	4000K [Ra80]	50000	560	A++
FL3506/830-L28W2-700mA	700	5.5	3.87	630	162	610	157	3000K [Ra80]	50000	280	A++
FL3506/840-L28W2-700mA	700	5.5	3.87	660	170	640	165	4000K [Ra80]	50000	280	A++
FL3413/830-L56W2-700mA	700	11	7.75	1255	162	1220	157	3000K [Ra80]	50000	560	A++
FL3413/840-L56W2-700mA	700	11	7.75	1320	170	1280	165	4000K [Ra80]	50000	560	A++
FL3513/830-L28W2-700mA	700	11	7.75	1255	162	1220	157	3000K [Ra80]	50000	280	A++
FL3513/840-L28W2-700mA	700	11	7.75	1320	170	1280	165	4000K [Ra80]	50000	280	A++
FL3426/830-L56W2-700mA	700	22	15.5	2510	162	2440	157	3000K [Ra80]	50000	560	A++
FL3426/840-L56W2-700mA	700	22	15.5	2635	170	2560	165	4000K [Ra80]	50000	560	A++

Other width options are also available, please contact us for details.



TECOH® FLx / High Output

Dimmable



Product Code	Input Current (mA)	Nominal Voltage (V DC)	Wattage (W)	Luminous Flux at Ta 25°C (lm)	Luminous Efficacy at Ta 25°C (lm/W)	Luminous Flux at Tc 85°C (lm)	Luminous Efficacy at Tc 85°C (lm/W)	Colour Temp. [CRI]	Life Time at L80 B10 & Tc ≤40°C (hrs)	Length (mm)	Energy Label
FL0922/830-L28W4-700mA	700	24	16	2050	128	2000	125	3000K [Ra80]	50000	280	A++
FL0922/840-L28W4-700mA	700	24	16	2250	141	2200	138	4000K [Ra80]	50000	280	A++
FL1044/830-L56W4-700mA	700	48	32	4100	128	4000	125	3000K [Ra80]	50000	560	A++
FL1044/840-L56W4-700mA	700	48	32	4500	141	4400	138	4000K [Ra80]	50000	560	A++

A dimming feature is available and performance can be enhanced by driver choice.



TECOH® FLx

Dimmable



Product Code	Input Current (mA)	Nominal Voltage (V DC)	Wattage (W)	Luminous Flux at Ta 25°C (lm)	Luminous Efficacy at Ta 25°C (lm/W)	Luminous Flux at Tc 85°C (lm)	Luminous Efficacy at Tc 85°C (lm/W)	Colour Temp. [CRI]	Life Time at L70 B10 at Tc 85°C (hrs)	Length (mm)	Energy Label
FL0305v3/830-L28W2-700mA	700	6.25	4.4	475	109	450	103	3000K [Ra80]	50000	280	A+
FL0305v3/840-L28W2-700mA	700	6.25	4.4	500	115	475	109	4000K [Ra80]	50000	280	A+
FL0410v2/830-L56W2-700mA	700	12.5	8.7	950	109	900	103	3000K [Ra80]	50000	560	A+
FL0410v2/840-L56W2-700mA	700	12.5	8.7	1000	115	950	109	4000K [Ra80]	50000	560	A+
FL0310v2/830-L28W2-700mA	700	12.5	8.7	950	109	900	103	3000K [Ra80]	50000	280	A+
FL0310v2/840-L28W2-700mA	700	12.5	8.7	1000	115	950	109	4000K [Ra80]	50000	280	A+
FL0420/830-L56W2-700mA	700	25	17.4	1900	109	1800	103	3000K [Ra80]	50000	560	A+
FL0420/840-L56W2-700mA	700	25	17.4	2000	115	1900	109	4000K [Ra80]	50000	560	A+



TECOH® FLx / High Efficacy

Dimmable

RichColour

Ra90



Product Code	Input Current (mA)	Nominal Voltage (V DC)	Wattage (W)	Luminous Flux at Ta 25°C (lm)	Luminous Efficacy at Ta 25°C (lm/W)	Luminous Flux at Tc 85°C (lm)	Luminous Efficacy at Tc 85°C (lm/W)	Colour Temp. [CRI]	Life Time at L70 B10 at Tc 85°C (hrs)	Length (mm)	Energy Label
FL0305v2R9/930-L28W2-700mA	700	6	4	450	113	440	110	3000K [>Ra90]	50000	280	A++
FL0305v2R9/940-L28W2-700mA	700	6	4	495	124	485	121	4000K [>Ra90]	50000	280	A++
FL0411R9/930-L56W2-700mA	700	12	8	900	113	880	110	3000K [>Ra90]	50000	560	A++
FL0411R9/940-L56W2-700mA	700	12	8	990	124	970	121	4000K [>Ra90]	50000	560	A++
FL0311R9/930-L28W2-700mA	700	12	8	900	113	880	110	3000K [>Ra90]	50000	280	A++
FL0311R9/940-L28W2-700mA	700	12	8	990	124	970	121	4000K [>Ra90]	50000	280	A++
FL0422R9/930-L56W2-700mA	700	24	16	1800	113	1760	110	3000K [>Ra90]	50000	560	A+
FL0422R9/940-L56W2-700mA	700	24	16	1980	124	1940	121	4000K [>Ra90]	50000	560	A++



TECOH® FLx

Dimmable

RichColour

Ra90



Product Code	Input Current (mA)	Nominal Voltage (V DC)	Wattage (W)	Luminous Flux at Ta 25°C (lm)	Luminous Efficacy at Ta 25°C (lm/W)	Luminous Flux at Tc 85°C (lm)	Luminous Efficacy at Tc 85°C (lm/W)	Colour Temp. [CRI]	Life Time at L70 B10 at Tc 85°C (hrs)	Length (mm)	Energy Label
FL0304R9/930-L28W2-700mA	700	6.3	4.4	440	100	420	96	3000K [Ra90]	50000	280	A++
FL0304R9/940-L28W2-700mA	700	6.3	4.4	465	106	440	101	4000K [Ra90]	50000	280	A++
FL0409R9/930-L56W2-700mA	700	12.5	8.8	880	100	840	96	3000K [Ra90]	50000	560	A+
FL0409R9/940-L56W2-700mA	700	12.5	8.8	925	105	880	101	4000K [Ra90]	50000	560	A+
FL0309R9/930-L28W2-700mA	700	12.5	8.8	880	100	840	96	3000K [Ra90]	50000	280	A+
FL0309R9/940-L28W2-700mA	700	12.5	8.8	925	105	880	101	4000K [Ra90]	50000	280	A+
FL0418R9/930-L56W2-700mA	700	25	17.5	1760	101	1675	96	3000K [Ra90]	50000	560	A+
FL0418R9/940-L56W2-700mA	700	25	17.5	1850	106	1760	101	4000K [Ra90]	50000	560	A+

A dimming feature is available and performance can be enhanced by driver choice.



TECOH® FLx

Dimmable **Tunable White**



Tunable White



40mm



6.7mm



≤3

Product Code	Input Current (mA)	Nominal Voltage for 1 Channel Only (V DC)	Nominal Voltage for 2 Channels (V DC)	Wattage for 1 Channel Only (W)	Wattage for 2 Channels (W)	Luminous Flux at Ta 25°C (lm)	Luminous Efficacy at Ta 25°C (lm/W)	Luminous Flux at Tc 85°C (lm)	Luminous Efficacy at Tc 85°C (lm/W)	Colour Temp. [CRI]	Life Time at L80 B50 & Tc 85°C (hrs)	Length (mm)	Energy Label
FL0722/828-L28W4-700mA	700	12	24	8	16	1125	141	1100	138	2800K [Ra80]	50000	280	A++
FL0722/865-L28W4-700mA	700	12	24	8	16	1125	141	1100	138	6500K [Ra80]	50000	280	A++
FL0722/828-865-L28W4-700mA	700	12	24	8	16	2250	141	2200	138	4000K [Ra80] ¹	50000	280	A++
FL0844/828-L56W4-700mA	700	24	48	16	32	2250	141	2200	138	2800K [Ra80]	50000	560	A++
FL0844/865-L56W4-700mA	700	24	48	16	32	2250	141	2200	138	6500K [Ra80]	50000	560	A++
FL0844/828-865-L56W4-700mA	700	24	48	16	32	4500	141	4400	138	4000K [Ra80] ²	50000	560	A++

¹ CCT range 2800K to 6500K is at min. 1100lm. Max luminous flux at full power is 2200lm and 4000K listed.

² CCT range 2800K to 6500K is at min. 2200lm. Max luminous flux at full power is 4400lm and 4000K listed.



TECOH® FLx / Multiple Operation in 8mm Width

Dimmable



8mm



570mm



2.4mm



≤3

Product Code	Input Current (mA)	Nominal Voltage (V DC)	Wattage (W)	Luminous Flux at Ta 25°C (lm)	Luminous Efficacy at Ta 25°C (lm/W)	Luminous Flux at Tc 65°C (lm)	Luminous Efficacy at Tc 65°C (lm/W)	Colour Temp. [CRI]	Life Time at L80 B10 & Tc ≤40°C (hrs)	Energy Label
FL1814M/830-L57W0.8-350mA-HE	350	30	10.0	1450	145	1350	135	3000K [Ra80]	50000	A++
FL1814M/830-L57W0.8-500mA-HO	500	30	14.5	1900	131	1800	124	3000K [Ra80]	50000	A++
FL1814M/840-L57W0.8-350mA-HE	350	30	10	1500	150	1400	140	4000K [Ra80]	50000	A++
FL1814M/840-L57W0.8-500mA-HO	500	30	14.5	1950	134	1850	128	4000K [Ra80]	50000	A+
FL1814M/930-L57W0.8-350mA-HE	350	30	10.0	1150	115	1100	110	3000K [Ra90]	50000	A+
FL1814M/930-L57W0.8-500mA-HO	500	30	14.5	1600	110	1550	107	3000K [Ra90]	50000	A+

A dimming feature is available and performance can be enhanced by driver choice. Please refer to the website www.megaman.cc/user-guide for the compatible dimmer list.

TECOH® PLx

The MEGAMAN® finger-shaped TECOH® PLx is a perfect alternative for fluorescent lights

- To be used in rectangular and flat luminaires with diffuse covers for a wide range of general lighting applications
- Simple interconnection of the LED modules make the TECOH® PLx a flexible solution
- Highly efficient lighting solutions with energy label A++ with efficacies up to 140lm/W
- Non-socketable and to be operated with a separated constant current driver
- Self-cooling modules that do not need specially designed heat-sinks
- Capable of linear dimming from 100% to 1% when used with a DC1-10V dimming driver and DC1-10V dimmer
- Wide range of operating temperatures from -30°C to +50°C



TECOH® PLx

Dimmable



700mA (DC 12V)



236mm



259mm



6.7mm



≤3

Product Code	Wattage (W)	Luminous Flux at Ta 25°C (lm)	Luminous Efficacy at Ta 25°C (lm/W)	Luminous Flux at Tc 65°C (lm)	Luminous Efficacy at Tc 65°C (lm/W)	Colour Temp. [CRI]	Life Time at L70 B10 & Tc 85°C (hrs)	Energy Label
PL0111/830-L25W23-700mA	8	1000	125	900	113	3000K [Ra80]	50000	A++
PL0111/840-L25W23-700mA	8	1120	140	1000	125	4000K [Ra80]	50000	A++

A dimming feature is available and performance can be enhanced by driver choice.

TECOH® DFx

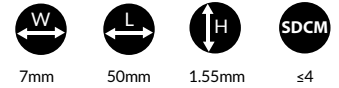
The MEGAMAN® TECOH® DFx is a rectangular-shaped LED module with high quality white light specifically designed for ambient lighting

- To be used with diffusers as long lasting, energy saving alternatives for traditional compact and circular fluorescent lighting
- Different shapes and sizes can be addressed by using single or multiple units
- Lambertian light distribution for ambient lighting applications
- High luminous efficacy of up to 145 lm/W and energy label A++
- M type modules for flexible operation in high efficiency and high output modes by simply changing the input current
- Operated with separate constant current control gear
- Low power and voltage consumption allowing serial connection of up to 9 pcs and remain SELV compliant
- Socketable solution for easy installation, no tools required
- Wide range of operating temperatures from -40°C to +50°C



TECOH® DFx

Dimmable




Product Code	Input Current (mA)	Nominal Voltage (V DC)	Wattage (W)	Luminous Flux at Ta 25°C (lm)	Luminous Efficacy at Ta 25°C (lm/W)	Luminous Flux at Tc 65°C (lm)	Luminous Efficacy at Tc 65°C (lm/W)	Colour Temp. [CRI]	Life Time at L70 B10 & Tc 65°C (hrs)	Energy Label
DF0103.5M/830-L5W0.7-350mA-HE	350	6.2	2	270	135	255	128	3000 [Ra82]	50000	A++
DF0103.5M/840-L5W0.7-350mA-HE	350	6.2	2	290	145	270	135	4000 [Ra82]	50000	A++
DF0103.5M/830-L5W0.7-500mA-HO	500	6.2	3	340	113	320	107	3000 [Ra82]	50000	A++
DF0103.5M/840-L5W0.7-500mA-HO	500	6.2	3	365	122	340	113	4000 [Ra82]	50000	A++

A dimming feature is available and performance can be enhanced by driver choice.

LED CONVERTER & TRANSFORMER

MEGAMAN® offers a range of tailor made LED converters and transformer to optimise the performance of its LED products and modules. All MEGAMAN® LED converters and transformer have a long service life of 50000 hours, compliant with international standards with respect to safety and electromagnetic interference and are able to have flicker-free operation with stable light output even with a fluctuation of mains supply.



LED Constant Current Converter

- ① ② ③ ④

Model No.	Mains Input Voltage (V)	Input Voltage Range (V)	Output Voltage (V)	Output Current (mA)	Lamp Wattage (W)	Max. System Wattage (W)	Rated Life (hrs)	Power Factor	Width (mm)	Length (mm)	Height (mm)	Dimmable	Product Photo
LD0208x1d-C350	220-240	180-260	DC16-23V	350	8	11	50000	>0.7	45	100	25	100-5% ¹	1
LD0214x1d-C350	220-240	180-260	DC30-40V	350	14	18	50000	>0.9	55	116	25	100-10% ²	2
LD0310x1v-C500	120-240	120-240	DC17-23V	500	10	16	50000	>0.9	50	147	32	100-1% ³	3
LD0217x1-C500	220-240	180-260	DC30-39V	500	17	23	50000	>0.9	55	116	25	No	2
LD0217x1v-C500	220-240	180-260	DC28-43V	500	17	26	50000	>0.9	55	116	25	100-1% ³	2
LD0424x1-C700	220-240	180-260	DC30-39V	700	24	31	50000	>0.9	79	123	35	No	4
LD0424x1v-C700	220-240	180-260	DC30-43V	700	24	36	50000	>0.9	79	123	35	100-1% ³	4

Lamps or Modules Supported:

LD0208x1d-C350	ER3306w-50H36D
LD0214x1d-C350	ER3712w-75H24D / ER3912w-75H45D
LD0310x1v-C500	ER0110-50H24D / ER0210-50H08D / ER0310-50H45D
LD0217x1-C500	MH0219
LD0217x1v-C500	MH0219
LD0424x1-C700	MH0130 / MH0130R9
LD0424x1v-C700	MH0130 / MH0130R9

¹ Enhanced by MEGAMAN® latest U-DIM™ technology, the LED lamp works with this converter is capable of linear dimming from 100% to 5% when working with conventional leading or trailing edge dimmers.

² The LED lamp works with this converter and a conventional leading-edge dimmer, it is capable of linear dimming from 100% to 10%.

³ The LED lamp works with this converter and a DC1-10V dimmer, it is capable of linear dimming from 100% to 1%.



LED Constant Voltage Converter

Model No.	Mains Input Voltage (V)	Input Voltage Range (V)	Output Voltage (V)	Output Current (mA)	Lamp Wattage (W)	Max. System Wattage (W)	Rated Life (hrs)	Power Factor	Width (mm)	Length (mm)	Height (mm)	Dimmable
LD0106-K12	220-240	180-260	AC12V	500	6	8	50000	>0.4	45	100	25	No

MEGAMAN® LED constant voltage converter supports all MEGAMAN® G4, MR11 and MR16 lamps with input voltage of AC 12V and maximum wattage of 6W.



LED Phase Cut Dimmable Electronic Transformer

Model No.	Mains Input Voltage (V)	Input Voltage Range (V)	Output Voltage (V)	Output Current (mA)	Lamp Wattage (W)	Max. System Wattage (W)	Rated Life (hrs)	Power Factor	Width (mm)	Length (mm)	Height (mm)	Dimmable
LD0216-K12	220-240	180-260	AC12V	1380	16	19	50000	>0.7	50	147	32	100-1%

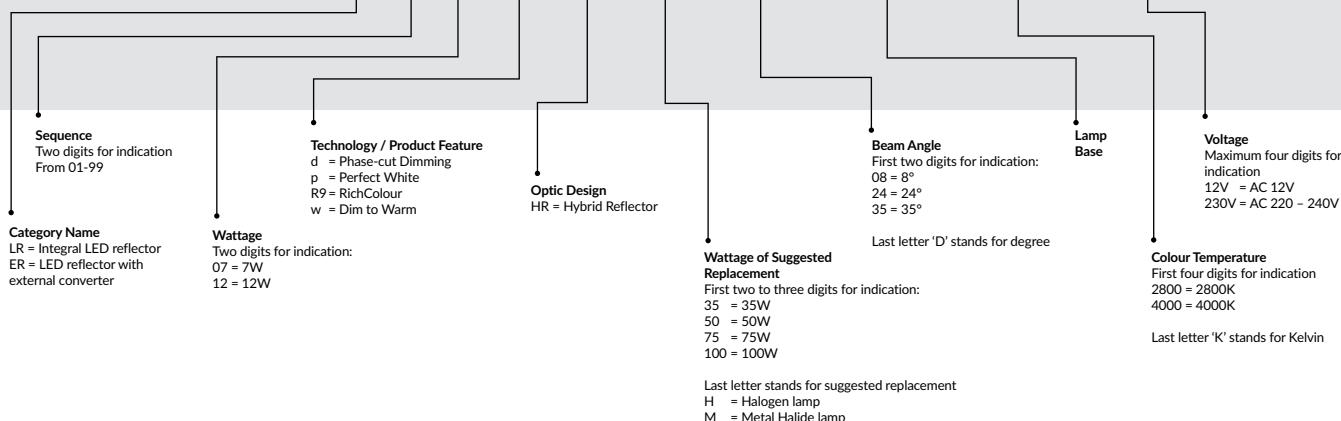
MEGAMAN® LED phase cut dimmable electronic transformer supports all MEGAMAN® G4, MR11, MR16 and AR111 lamps with input voltage of AC 12V and maximum wattage of 16W. The LED lamp works with this transformer and a conventional leading-edge dimmer, it is capable of linear dimming from 100% to 10%.

NOMENCLATURE DECODING THE MEGAMAN® PRODUCT CODE

MEGAMAN® product code refers to a specific product which assists customer to release order. It consists of MEGAMAN® model number together with detail specification likes lamp base, colour temperature and input voltage or current. For easy communication, a model number is applied for lamps and a product code is applied for light engine and modules in this product guide.

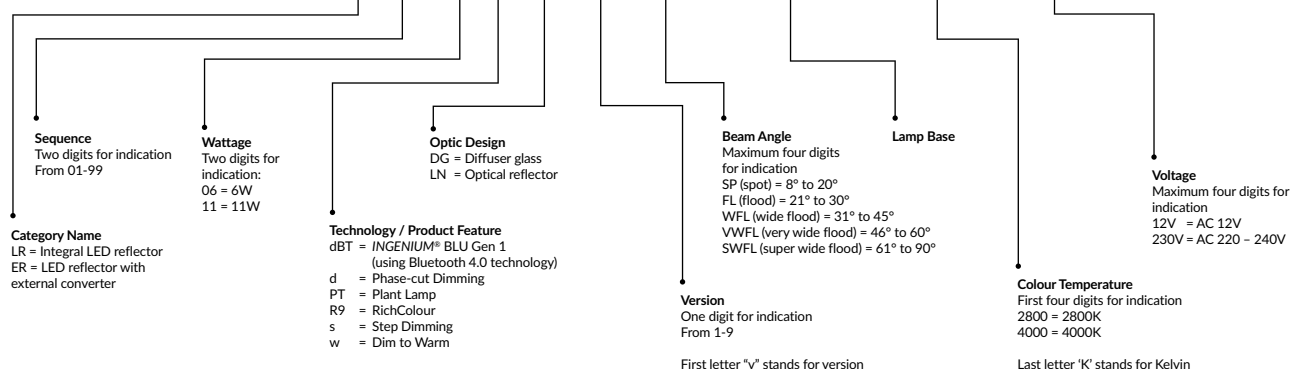
LED Reflector in Professional Series

LR 56 07 dR9 HR - 75H 24D - GU10 - 2800K - 230V



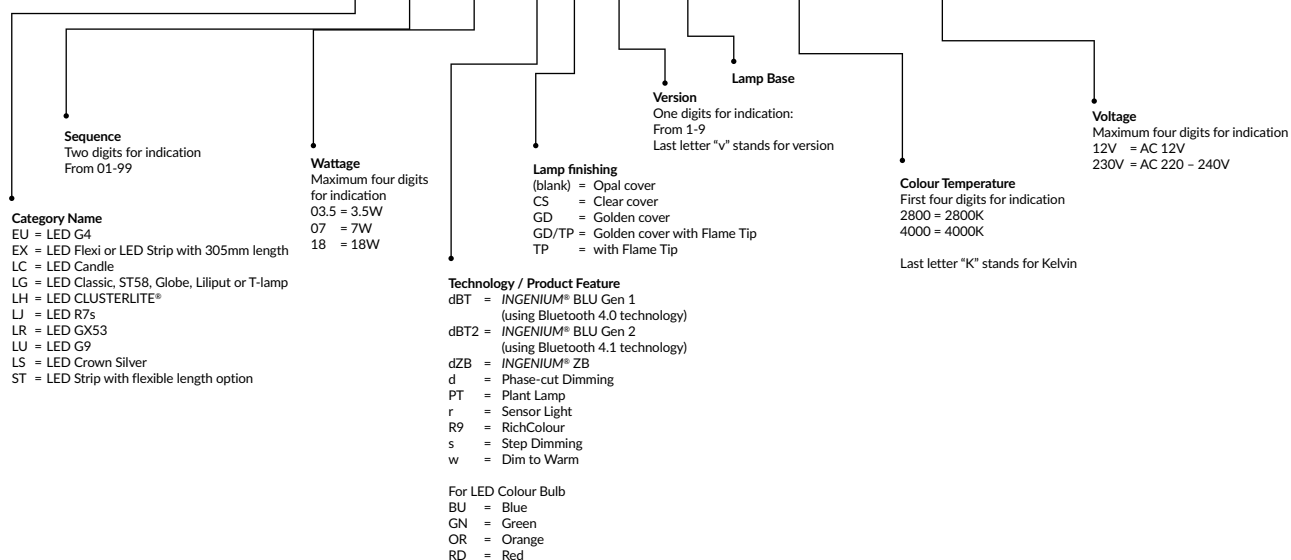
LED Reflector in Smart and Economy Series

LR 12 06 d DG v2 WFL - GU10 - 2800K - 230V



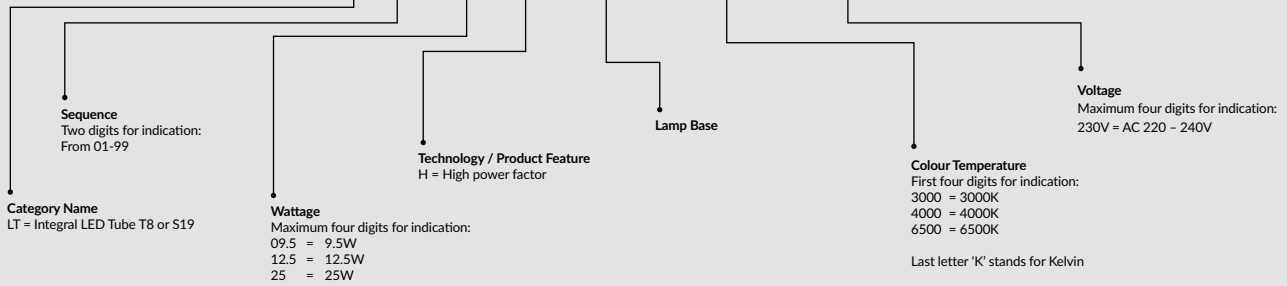
LED Classic, Flexi, Strips, Decorative and Special Lamp

LG 26 03.5 R9 v2 - E14 - 2800K - 230V



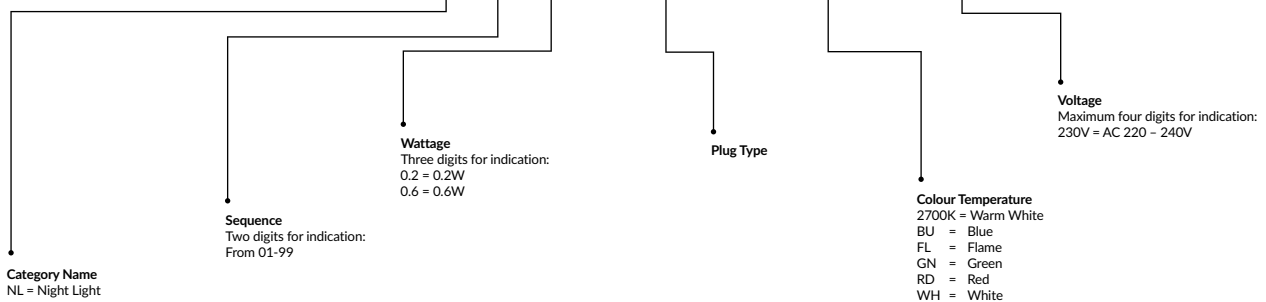
LED Tube

LT 04 12.5 H - G13 - 3000K - 230V



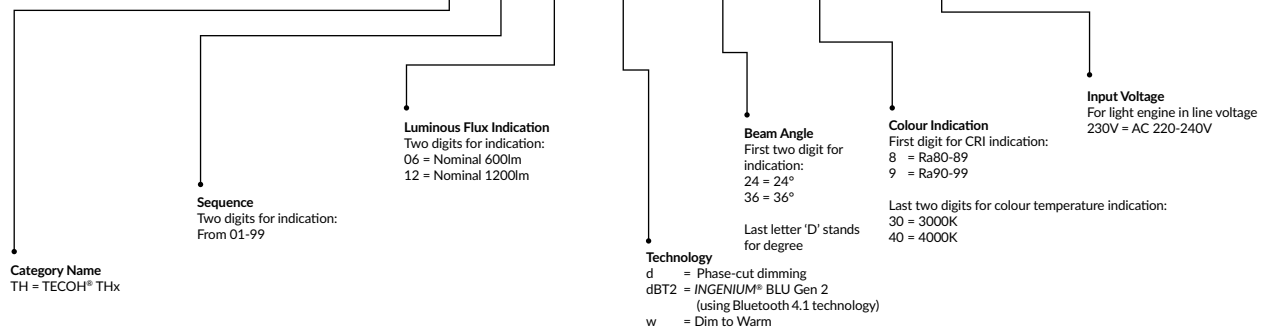
LED Night Light

NL 05 0.2 - EU Plug - 2700K - 230V



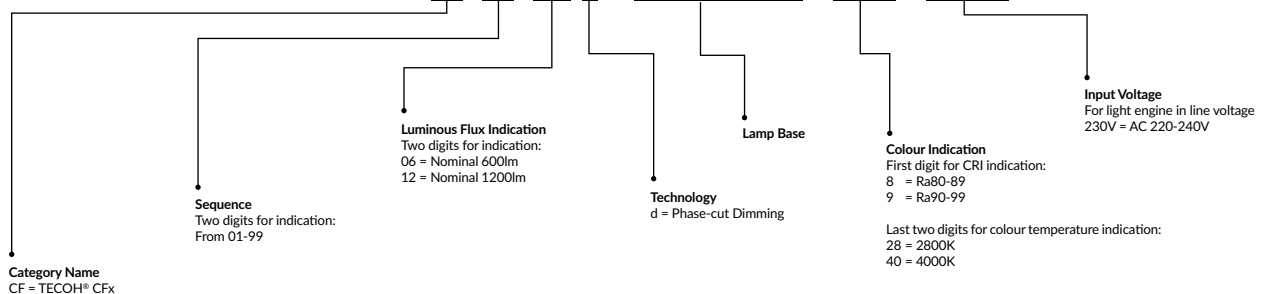
LED Light Engine and Module TECOH® THx

TH 03 09 dBT2 -24D / 840 - 230V



LED Light Engine TECOH® CFx

CF 01 12 d / PHJ65d-2 - 828 - 230V

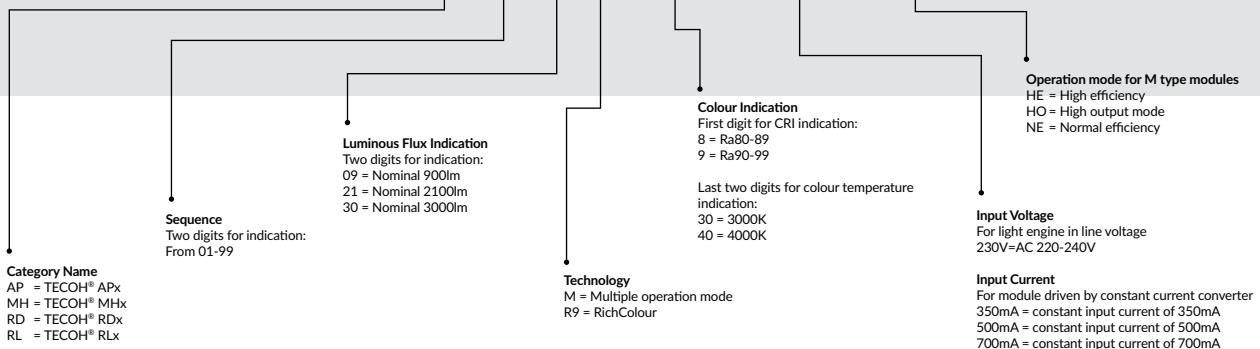


NOMENCLATURE DECODING THE MEGAMAN® PRODUCT CODE

LED Light Engine and Module

TECOH® APx, TECOH® MHx, TECOH® RDx and TECOH® RLx

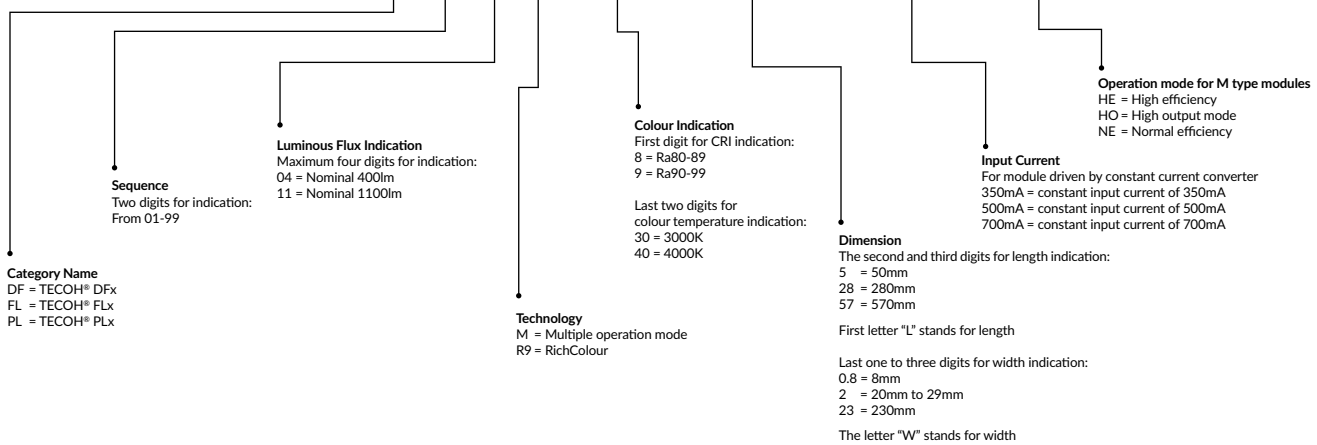
RD 01 21 M / 830 - 350mA - HE



LED Module

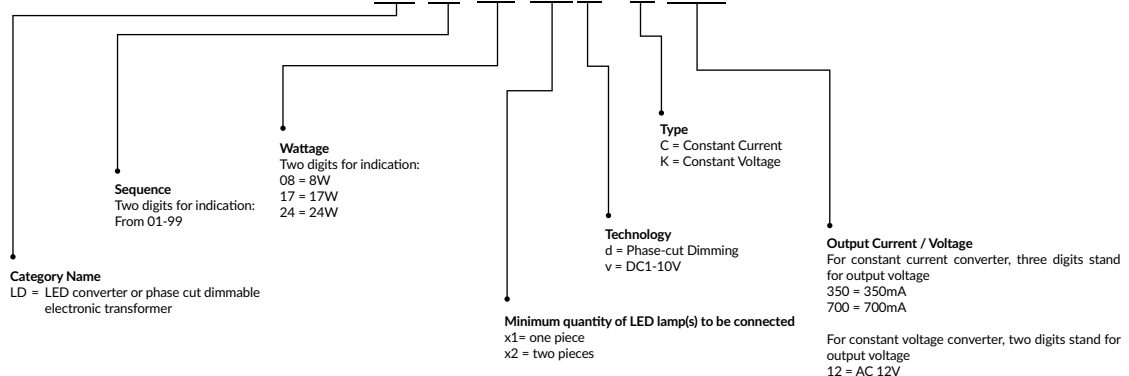
TECOH® DFx, TECOH® FLx and TECOH® PLx

FL 18 14 M / 930 - L57W0.8 - 500mA - HO



LED Converters and LED Phase Cut Dimmable Electronic Transformer

LD 02 08 x1 d - C 350



Energy Saving Tips

MEGAMAN® lamps are designed to help you conserve energy and save money, which in turn reduces CO₂ emission. Let's see how much energy and money can be saved and CO₂ can be reduced when switching to MEGAMAN®.

Total Cost of Ownership (TCO) after 25,000 hours

Example: 4W LED PAR16 vs. 35W Halogen PAR16		
Lamp Type	MEGAMAN® LED PAR16	Halogen PAR16
Wattage (W)	4.5	35
Average Lamp Life (hrs)	25,000	3,000
Relamping Interval	Every 25,000 hrs	Every 3,000 hrs
Estimated Wholesale Price after 25,000 hrs (US\$)	52	63 (\$7 x 9)
Maintenance Costs after 25,000 hrs	0	80 (relamping at 8 times x \$10 / lamp)
Energy Costs after 25,000 hrs (US\$)	25	193
Total Cost of Ownership (US\$)	77	336
Total Savings for 1 light point (US\$)	259	-----
Breakeven Time (hrs)	4, 184 (approx. 6 months)	-----

Using one MEGAMAN® lamp in this case can help reduce up to 470kg of CO₂ emission after 25,000 hours.

Calculation Formulas:

- Energy Costs = wattage x operating hours x electricity costs / 1,000
- Total Cost of Ownership (TCO) = lamp costs + relamping costs + energy costs
- Breakeven Time* (h) is derived when the TCO of MEGAMAN® LED is equal to halogen:

$$\text{LED lamp costs} + \text{wattage} \times \text{h} \times \text{electricity costs} / 1,000 = \text{halogen lamp costs} \times (\text{h} / \text{halogen lamp life}) + \text{relamping costs} \times (\text{h} / \text{halogen lamp life}) + \text{wattage} \times \text{h} \times \text{electricity costs} / 1,000$$
- CO₂ Emission = wattage x operating hours x 0.616 / 1,000

Assumptions:

- Electricity Costs = US\$0.2 kWh
- kWh = 0.616kg of CO₂ emission
- Calculations for air-conditioning costs have been excluded.
- Above lamp costs are based on estimated wholesale price and are for reference only.

* Please visit www.led.megaman.cc for the calculations



MEGAMAN®
LED PAR16
4.5W



Lighting Design Software

DIALux

RELUX®
light simulation tools

MEGAMAN® offers a free and complete lighting design program to help you design various indoor and outdoor lighting schemes. The program includes an electronic catalogue with data sheets, product search function and specifications for management of luminaires and lamps. A photometric database is also included to provide comprehensive results when configuring lighting arrangements. The latest photometric data can also be found on our website.

Please visit www.megaman.cc and select the lighting design software icon to download the most up-to-date plugins and photometric information.

Marketing Tools

Establish the MEGAMAN® brand and capture market share with MEGAMAN® marketing tools.



Sales Racks

- Delicately crafted from material that is light, durable and attractive



Sales Display

- Suitable for confined display areas



Demo Kit

- To demonstrate the lighting effect of MEGAMAN® LED lamps in an innovative way



Power Bar

- To display and demonstrate MEGAMAN® lamps in a convenient way
- It also fits neatly on to the MEGAMAN® sales racks

Marketing Tools

Establish the MEGAMAN® brand and capture market share with MEGAMAN® marketing tools.



Lamp Tester

- Innovative way to test MEGAMAN® lamps in E14, E27, B22 and GU10 lamp bases



Wobbler and Hanger

- Stick the wobbler on the sales display or the hanger on the ceiling to attract customers to the latest MEGAMAN® products available



Lamp Holder

- Fits onto various sales display applications for customers to experience MEGAMAN® lamps in a more intimate fashion

Alluring eco-friendly packaging for easy viewing of MEGAMAN® lamps



Blister

- Compact in size with a simple structure
- The transparent display makes our innovative products visible



Smart Box

- The transparent display makes our innovative products visible
- Encases our products in a notable and discernible way to make them stand out amongst other products



Gift Box

- The simple structure is best for wholesale and project use
- Flexible in terms of design, which allows its availability for most of the product series

LED Lamps vs. Traditional Lamps

Based on European Union eco-design requirements for directional lamps, light emitting diode lamps and related regulations (1194/2012), the following is the equivalence claim reference for MEGAMAN® LED reflector lamps.

PAR16

35W Alternatives	50W Alternatives	35W Alternatives	50W Alternatives
<p>Professional Series</p> <p>LR4204.5-35H24D LR4204.5-35H35D LR5604HR-35H24D LR5604HR-35H35D</p> <p>Smart Series</p> <p>LR2105sDG-WFL</p> <p>Economy Series</p> <p>LR2104DG-SWFL LR4604DG-VWFL LR4604DG-WFL LR4604.5DG-VWFL LR4604.5DG-WFL</p>	<p>Professional Series</p> <p>LR4407-50H24D LR4407-50H35D LR4407d-50H24D LR4407d-50H35D LR5606dHR-50H24D LR5606dHR-50H35D LR5907dHR-75H24D LR5907dHR-75H35D LR5907dR9HR-75H24D LR5907dR9HR-75H35D</p> <p>Smart Series</p> <p>LR2106sDG-WFL LR3808dBT-WFL LR4605dDG-VWFL LR4605dDG-WFL LR4605dLN-WFL LR4605.5dDG-VWFL LR4605.5dDG-WFL LR5006wDG-WFL LR5007dDG-VWFL LR5007dDG-WFL</p> <p>Economy Series</p> <p>LR4605DGv2-WFL</p>	<p>Professional Series</p> <p>ER2404.5-35H24D ER2404.5-35H36D</p> <p>Economy Series</p> <p>ER3405DG-WFL ER3406DG-WFL</p>	<p>Professional Series</p> <p>ER3207-50H24D ER3207-50H36D ER3207.5d-50H24D ER3207.5d-50H36D ER3306w-50H36D</p> <p>Smart Series</p> <p>ER2607.5LN-FL ER2607.5LN-WFL ER3308dLN-FL ER3308dLN-SP ER3308dDG-WFL ER3308dR9DG-WFL ER3308dR9LN-FL</p>

AR111

50W Alternatives	75W Alternatives	100W Alternatives
<p>Professional Series</p> <p>ER0110-50H24D ER0210-50H08D ER0310-50H45D ER2111d-50H08D ER2711d-50H24D ER2911d-50H45D LR1612d-50H24D LR1712d-50H08D LR1812d-50H45D</p>	<p>Professional Series</p> <p>ER2115d-75H08D ER2712d-75H24D ER2712p-75H24D ER2912d-75H45D ER2912p-75H45D ER3712w-75H24D ER3912w-75H45D LR1615d-75H24D LR1715d-75H08D LR1815d-75H45D</p>	<p>Professional Series</p> <p>ER0118-100H24D ER0218-100H08D ER0318-100H45D ER2016d-100H24D ER2116d-100H08D ER2216d-100H45D</p>

Product Index

Model No. / Product Code	Series Name	Page No.
AP0106/830-230V	TECOH® APx	85
AP0106/840-230V	TECOH® APx	85
AP0211/840-230V	TECOH® APx	85
AP0536/840-230V	TECOH® APx	85
AP0907/840-230V	TECOH® APx	85
AP1014/840-230V	TECOH® APx	85
AP1121/840-230V	TECOH® APx	85
AP1235/840-230V	TECOH® APx	85
AP1355/840-230V	TECOH® APx	85
CF0112/PHJ65d-2-828-230V	TECOH® CFx	84
CF0112/PHJ65d-2-840-230V	TECOH® CFx	84
CF0120/PHJ65d-2-828-230V	TECOH® CFx	84
CF0120/PHJ65d-2-840-230V	TECOH® CFx	84
CF0212d/PHJ65d-2-828-230V	TECOH® CFx	84
CF0212d/PHJ65d-2-840-230V	TECOH® CFx	84
CF0220d/PHJ65d-2-828-230V	TECOH® CFx	84
CF0220d/PHJ65d-2-840-230V	TECOH® CFx	84
DF0103.5M/830-L5W0.7-350mA-HE	TECOH® DFx	93
DF0103.5M/830-L5W0.7-500mA-HO	TECOH® DFx	93
DF0103.5M/840-L5W0.7-350mA-HE	TECOH® DFx	93
DF0103.5M/840-L5W0.7-500mA-HO	TECOH® DFx	93
ER0110-50H24D	LED AR111	47
ER0118-100H24D	LED AR111	44
ER0210-50H08D	LED AR111	47
ER0218-100H08D	LED AR111	44
ER0310-50H45D	LED AR111	47
ER0318-100H45D	LED AR111	44
ER0510-50H24D	LED Brilliant Tone	29
ER0510-50H36D	LED Brilliant Tone	29
ER2016d-100H24D	LED AR111	44
ER2111d-50H08D	LED AR111	47
ER2115d-75H08D	LED AR111	45
ER2116d-100H08D	LED AR111	44
ER2216d-100H45D	LED AR111	44
ER2304-20H36D	LED MR11	53
ER2404.5-35H24D	LED MR16	42
ER2404.5-35H36D	LED MR16	42
ER2607.5LN-FL	LED MR16	41
ER2607.5LN-WFL	LED MR16	41
ER2711d-50H24D	LED AR111	47
ER2712d-75H24D	LED AR111	45
ER2712p-75H24D	Perfect White	27, 46
ER2911d-50H45D	LED AR111	47
ER2912d-75H45D	LED AR111	45
ER2912p-75H45D	Perfect White	27, 46
ER3207.5d-50H24D	LED MR16	40
ER3207.5d-50H36D	LED MR16	40
ER3207-50H24D	LED MR16	40
ER3207-50H36D	LED MR16	40
ER3306w-50H36D	Dim to Warm	15, 41
ER3308dDG-WFL	LED MR16	41
ER3308dLN-FL	LED MR16	41

Model No. / Product Code	Series Name	Page No.
ER3308dLN-SP	LED MR16	41
ER3308dR9DG-WFL	RichColour	23, 41
ER3308dR9LN-FL	RichColour	23, 41
ER3405DG-WFL	LED MR16	42
ER3406DG-WFL	LED MR16	42
ER3712w-75H24D	Dim to Warm	15, 46
ER3912w-75H45D	Dim to Warm	15, 46
EU0301.2	LED G4	72
EU0401.8	LED G4	72
EX0205	LED Flexi	67
EX0225	LED Flexi	67
EX0305	LED Strip	68
EX0405	LED Strip	68
FL0304R9/930-L28W2-700mA	TECOH® FLx	90
FL0304R9/940-L28W2-700mA	TECOH® FLx	90
FL0305v2/830-L28W2-700mA	TECOH® FLx	89
FL0305v2/840-L28W2-700mA	TECOH® FLx	89
FL0305v2R9/930-L28W2-700mA	TECOH® FLx	90
FL0305v2R9/940-L28W2-700mA	TECOH® FLx	90
FL0305v3/830-L28W2-700mA	TECOH® FLx	90
FL0305v3/840-L28W2-700mA	TECOH® FLx	90
FL0309R9/930-L28W2-700mA	TECOH® FLx	90
FL0309R9/940-L28W2-700mA	TECOH® FLx	90
FL0310v2/830-L28W2-700mA	TECOH® FLx	90
FL0310v2/840-L28W2-700mA	TECOH® FLx	90
FL0311/830-L28W2-700mA	TECOH® FLx	89
FL0311/840-L28W2-700mA	TECOH® FLx	89
FL0311R9/930-L28W2-700mA	TECOH® FLx	90
FL0311R9/940-L28W2-700mA	TECOH® FLx	90
FL0409R9/930-L56W2-700mA	TECOH® FLx	90
FL0409R9/940-L56W2-700mA	TECOH® FLx	90
FL0410v2/830-L56W2-700mA	TECOH® FLx	90
FL0410v2/840-L56W2-700mA	TECOH® FLx	90
FL0411/830-L56W2-700mA	TECOH® FLx	89
FL0411/840-L56W2-700mA	TECOH® FLx	89
FL0411R9/930-L56W2-700mA	TECOH® FLx	90
FL0411R9/940-L56W2-700mA	TECOH® FLx	90
FL0418R9/930-L56W2-700mA	TECOH® FLx	90
FL0418R9/940-L56W2-700mA	TECOH® FLx	90
FL0420/830-L56W2-700mA	TECOH® FLx	90
FL0420/840-L56W2-700mA	TECOH® FLx	90
FL0422/830-L56W2-700mA	TECOH® FLx	89
FL0422/840-L56W2-700mA	TECOH® FLx	89
FL0422R9/930-L56W2-700mA	TECOH® FLx	90
FL0422R9/940-L56W2-700mA	TECOH® FLx	90
FL0722/828-865-L28W4-700mA	TECOH® FLx	91
FL0722/828-L28W4-700mA	TECOH® FLx	91
FL0722/865-L28W4-700mA	TECOH® FLx	91
FL0844/828-865-L56W4-700mA	TECOH® FLx	91
FL0844/828-L56W4-700mA	TECOH® FLx	91
FL0844/865-L56W4-700mA	TECOH® FLx	91
FL0922/830-L28W4-700mA	TECOH® FLx	89

Product Index

Model No. / Product Code	Series Name	Page No.
FL0922/840-L28W4-700mA	TECOH® FLx	89
FL1044/830-L56W4-700mA	TECOH® FLx	89
FL1044/840-L56W4-700mA	TECOH® FLx	89
FL1814M/830-L57W0.8-350mA-HE	TECOH® FLx	91
FL1814M/830-L57W0.8-500mA-HO	TECOH® FLx	91
FL1814M/840-L57W0.8-350mA-HE	TECOH® FLx	91
FL1814M/840-L57W0.8-500mA-HO	TECOH® FLx	91
FL1814M/930-L57W0.8-350mA-HE	TECOH® FLx	91
FL1814M/930-L57W0.8-500mA-HO	TECOH® FLx	91
FL3413/830-L56W2-700mA	TECOH® FLx	89
FL3413/840-L56W2-700mA	TECOH® FLx	89
FL3426/830-L56W2-700mA	TECOH® FLx	89
FL3426/840-L56W2-700mA	TECOH® FLx	89
FL3506/830-L28W2-700mA	TECOH® FLx	89
FL3506/840-L28W2-700mA	TECOH® FLx	89
FL3513/830-L28W2-700mA	TECOH® FLx	89
FL3513/840-L28W2-700mA	TECOH® FLx	89
LC0402	LED Candle	55
LC0403.5dV2	LED Candle	55
LC0403.5R9v2	RichColour	24, 55
LC0403.5v2	LED Candle	55
LC0404w	Dim to Warm	16, 54
LC0404wCS	Dim to Warm	16, 54
LC0405	LED Candle	55
LC0405.5	LED Candle	55
LC0405.5R9	RichColour	24, 55
LC0803.5dCS	LED Mellotone	28
LC0805dCS	LED Mellotone	28
LC1106d	LED Candle	55
LC1106s	Step Dimming	20, 54
LC1106w	Dim to Warm	16, 54
LC1106wCS	Dim to Warm	16, 54
LC1403CS	LED Filament Lamp	69
LC1403GD/TP	LED Filament Lamp	71
LC1403TP	LED Filament Lamp	69
LC1503.2dCS	LED Filament Lamp	69
LC2003	LED Candle	55
LC2204CS	LED Filament Lamp	69
LC2204TP	LED Filament Lamp	69
LC2504.5dCS	LED Filament Lamp	69
LD0106-K12	LED Converter & Transformer	95
LD0208x1d-C350	LED Converter & Transformer	94
LD0214x1d-C350	LED Converter & Transformer	94
LD0216-K12	LED Converter & Transformer	95
LD0217x1-C500	LED Converter & Transformer	94
LD0217x1v-C500	LED Converter & Transformer	94
LD0310x1v-C500	LED Converter & Transformer	94
LD0424x1-C700	LED Converter & Transformer	94
LD0424x1v-C700	LED Converter & Transformer	94
LG10605.5	LED Classic	59
LG1801BU	LED Colour Bulb	80
LG1801GN	LED Colour Bulb	80

Model No. / Product Code	Series Name	Page No.
LG1801OR	LED Colour Bulb	80
LG1801RD	LED Colour Bulb	80
LG2206s	Step Dimming	20, 57
LG2207d	LED Mellotone	28
LG2207w	Dim to Warm	16, 56
LG2310.5w	Dim to Warm	16, 56
LG2311s	Step Dimming	20, 57
LG2402d	LED T-Lamp	63
LG2506.5PT	LED Plant Lamp	79
LG2509.5s	Step Dimming	20, 57
LG2602	LED Classic	59
LG2603.5d	LED Mellotone	28
LG2603.5d	LED Classic	57
LG2603.5R9v2	RichColour	24, 58
LG2603.5v2	LED Classic	59
LG2604w	Dim to Warm	16, 56
LG2605.5	LED Classic	59
LG2605.5R9	RichColour	24, 58
LG4003.5dCS	LED Mellotone	28
LG4106dCS	LED Mellotone	28
LG4303.5	LED Classic	58
LG4405.5	LED Classic	58
LG4507.4	LED Classic	58
LG5206d	LED Classic	75
LG5206s	Step Dimming	20, 57
LG5206w	Dim to Warm	16, 56
LG5501.2	LED T-Lamp	63
LG5502.4	LED T-Lamp	63
LG6104.8CS	LED Filament Lamp	70
LG6205.5dCS	LED Filament Lamp	70
LG6303dGD	LED Filament Lamp	71
LG6403dGD	LED Filament Lamp	71
LG6503dGD	LED Filament Lamp	71
LG6603dGD	LED Filament Lamp	71
LG6703GD	LED Filament Lamp	71
LG6803GD	LED Filament Lamp	71
LG6903GD	LED Filament Lamp	71
LG7003GD	LED Filament Lamp	71
LG7103	LED Classic	59
LG7105.5	LED Classic	59
LG7105.5r	LED Sensor Light	77
LG7105.5R9	RichColour	24, 58
LG7107v2	LED Classic	59
LG7206r	LED Sensor Light	77
LG7207d	LED Classic	57
LG7207dR9	RichColour	24, 57
LG7209.5	LED Classic	59
LG7309.5r	LED Sensor Light	77
LG7310.5d	LED Classic	57
LG7310.5dR9	RichColour	24, 57
LG7310R9	RichColour	24, 58
LG7311	LED Classic	59

Product Index

Model No. / Product Code	Series Name	Page No.
LG7414	LED Classic	59
LG7610	LED Globe	60
LG7610.5d	LED Globe	60
LG7611	LED Globe	60
LG7613d	LED Globe	60
LG7711	LED Globe	60
LG7713d	LED Globe	60
LG7714	LED Globe	60
LG7809dBT2	INGENIUM® BLU	56
LG7811dZB	INGENIUM® ZB	56
LG7812R9	RichColour	24, 58
LG7813d	LED Classic	57
LG7813dR9	RichColour	24, 57
LG7903	LED Classic	58
LG8005.5	LED Classic	58
LG8008.5	LED Classic	58
LG8207	LED Liliput	62
LG9603CS	LED Filament Lamp	70
LG9603dCS	LED Filament Lamp	70
LG9704CS	LED Filament Lamp	70
LG9808CS	LED Filament Lamp	70
LG9809dCS	LED Filament Lamp	70
LH0127	LED CLUSTERLITE®	76
LH0135	LED CLUSTERLITE®	76
LJ0107	LED R7s	75
LJ0209	LED R7s	75
LJ0408	LED R7s	75
LJ0409d	LED R7s	75
LR0215d-100H24D	LED PAR30	49
LR0308d-50H30D	LED PAR20	48
LR0920d-25M25D	LED PAR38	49
LR0920d-25M45D	LED PAR38	49
LR1206dDGv2-WFL	LED Mellotone	28
LR1305-30D	LED GX53	52
LR1305-60D	LED GX53	52
LR1412d-75H30D	LED PAR30S	48
LR1612d-50H24D	LED AR111	47
LR1615d-75H24D	LED AR111	46
LR1712d-50H08D	LED AR111	47
LR1715d-75H08D	LED AR111	46
LR1812d-50H45D	LED AR111	47
LR1815d-75H45D	LED AR111	46
LR2104DG-SWFL	LED PAR16	39
LR2105sDG-WFL	Step Dimming	19, 39
LR2106sDG-WFL	Step Dimming	19, 36
LR2203.5	LED GX53	61
LR2205	LED GX53	61
LR2205d	LED GX53	61
LR2205s	Step Dimming	20, 61
LR2407.5-SWFL	LED R63	51
LR2408s-SWFL	Step Dimming	19, 51
LR2603.5-SWFL	LED R50	50

Model No. / Product Code	Series Name	Page No.
LR2605-SWFL	LED R50	50
LR2606s-SWFL	Step Dimming	19, 50
LR2906-WFL	LED PAR20	48
LR3010.5-WFL	LED PAR30S	49
LR3208.5PT	LED Plant Lamp	79
LR3215.5-WFL	LED PAR38	49
LR3307	LED GX53	61
LR3307d	LED GX53	61
LR3307s	Step Dimming	20, 61
LR3808dBT-WFL	INGENIUM® BLU	36
LR4204.5-35H24D	LED PAR16	38
LR4204.5-35H35D	LED PAR16	38
LR4307-SWFL	LED R80	51
LR4407-50H24D	LED PAR16	34
LR4407-50H35D	LED PAR16	34
LR4407d-50H24D	LED PAR16	34
LR4407d-50H35D	LED PAR16	34
LR4604.5DG-VWFL	LED PAR16	39
LR4604.5DG-WFL	LED PAR16	39
LR4604DG-VWFL	LED PAR16	39
LR4604DG-WFL	LED PAR16	39
LR4605.5dDG-VWFL	LED PAR16	35
LR4605.5dDG-WFL	LED PAR16	35
LR4605dDG-VWFL	LED PAR16	35
LR4605dDG-WFL	LED PAR16	35
LR4605DGv2-WFL	LED PAR16	35
LR4605dLN-WFL	LED PAR16	35
LR5006wDG-WFL	Dim to Warm	16, 36
LR5007dDG-VWFL	LED PAR16	35
LR5007dDG-WFL	LED PAR16	35
LR5604HR-35H24D	LED PAR16	38
LR5604HR-35H35D	LED PAR16	38
LR5606dHR-50H24D	LED PAR16	34
LR5606dHR-50H35D	LED PAR16	34
LR5907dHR-75H24D	LED PAR16	34
LR5907dHR-75H35D	LED PAR16	34
LR5907dR9HR-75H24D	RichColour	23, 37
LR5907dR9HR-75H35D	RichColour	23, 37
LS0303.5d	LED Crown Silver	74
LS0405d	LED Crown Silver	74
LS0505d	LED Crown Silver	74
LS0505d-Brass	LED Crown Silver	74
LT0409.5	LED T8 Tube	65
LT0409.5H	LED T8 Tube	64
LT0412.5H	LED T8 Tube	64
LT0518	LED T8 Tube	65
LT0518H	LED T8 Tube	64
LT0523.5	LED T8 Tube	65
LT0524.5H	LED T8 Tube	64
LT0622	LED T8 Tube	65
LT0624.5	LED T8 Tube	65
LT0624.5H	LED T8 Tube	64

Product Index

Model No. / Product Code	Series Name	Page No.
LT0625H	LED T8 Tube	64
LT0629.5H	LED T8 Tube	64
LT0708.5	LED S19	66
LU0202d	LED G9	73
LU0303d	LED G9	73
LU0403	LED G9	73
LU0702	LED G9	73
MH0130/830-700mA	TECOH® MHx	86
MH0130/840-700mA	TECOH® MHx	86
MH0130R9/930-700mA	TECOH® MHx	86
MH0130R9/940-700mA	TECOH® MHx	86
MH0219/830-500mA	TECOH® MHx	86
MH0219/840-500mA	TECOH® MHx	86
NL010.2-EU	LED Night Light	78
NL050.2-AU	LED Night Light	78
NL050.2-CN	LED Night Light	78
NL050.2-EU	LED Night Light	78
NL050.2-UK	LED Night Light	78
PL0111/830-L25W23-700mA	TECOH® PLx	92
PL0111/840-L25W23-700mA	TECOH® PLx	92
RD0121M/830-350mA-HE	TECOH® RDx	87
RD0121M/830-500mA-NE	TECOH® RDx	87
RD0121M/830-700mA-HO	TECOH® RDx	87
RD0121M/840-350mA-HE	TECOH® RDx	87
RD0121M/840-500mA-NE	TECOH® RDx	87
RD0121M/840-700mA-HO	TECOH® RDx	87
RD0231M/830-1050mA-HO	TECOH® RDx	87
RD0231M/830-500mA-HE	TECOH® RDx	87
RD0231M/830-700mA-NE	TECOH® RDx	87
RD0231M/840-1050mA-HO	TECOH® RDx	87
RD0231M/840-500mA-HE	TECOH® RDx	87
RD0231M/840-700mA-NE	TECOH® RDx	87
RD0343M/830-1050mA-NE	TECOH® RDx	87
RD0343M/830-1400mA-HO	TECOH® RDx	87
RD0343M/830-700mA-HE	TECOH® RDx	87
RD0343M/840-1050mA-NE	TECOH® RDx	87
RD0343M/840-1400mA-HO	TECOH® RDx	87
RD0343M/840-700mA-HE	TECOH® RDx	87
RD0555M/830-1050mA-NE	TECOH® RDx	87
RD0555M/830-1400mA-HO	TECOH® RDx	87
RD0555M/840-1050mA-NE	TECOH® RDx	87
RD0555M/840-1400mA-HO	TECOH® RDx	87
RL0107/830-350mA	TECOH® RLx	88
RL0216/830-700mA	TECOH® RLx	88
ST0103	LED Strip	68
ST0106	LED Strip	68
ST0109	LED Strip	68
ST0112	LED Strip	68
ST0115	LED Strip	68
ST0118	LED Strip	68
TH0106d-36D/828-230V	TECOH® THx	83
TH0106d-36D/840-230V	TECOH® THx	83

Model No. / Product Code	Series Name	Page No.
TH0205-24D/828-230V	TECOH® THx	83
TH0205-24D/840-230V	TECOH® THx	83
TH0205-36D/828-230V	TECOH® THx	83
TH0205-36D/840-230V	TECOH® THx	83
TH0205d-24D/828-230V	TECOH® THx	82
TH0205d-24D/840-230V	TECOH® THx	82
TH0205d-36D/828-230V	TECOH® THx	82
TH0205d-36D/840-230V	TECOH® THx	82
TH0205w-24D/828-230V	TECOH® THx	82
TH0205w-24D/840-230V	TECOH® THx	82
TH0307-24D/828-230V	TECOH® THx	83
TH0307-24D/840-230V	TECOH® THx	83
TH0307-36D/828-230V	TECOH® THx	83
TH0307-36D/840-230V	TECOH® THx	83
TH0309-24D/828-230V	TECOH® THx	83
TH0309-24D/840-230V	TECOH® THx	83
TH0309-36D/828-230V	TECOH® THx	83
TH0309-36D/840-230V	TECOH® THx	83
TH0309dBT2-24D/828-230V	TECOH® THx	82
TH0309dBT2-24D/840-230V	TECOH® THx	82
TH0309dBT2-36D/828-230V	TECOH® THx	82
TH0309dBT2-36D/840-230V	TECOH® THx	82
TH0405-36D/828-350mA	TECOH® THx	83
TH0405-36D/840-350mA	TECOH® THx	83
TH0406-36D/828-350mA	TECOH® THx	83
TH0406-36D/840-350mA	TECOH® THx	83
TH0520-15D/830-700mA	TECOH® THx	83
TH0520-15D/840-700mA	TECOH® THx	83
TH0520-24D/830-700mA	TECOH® THx	83
TH0520-24D/840-700mA	TECOH® THx	83
TH0520-45D/830-700mA	TECOH® THx	83
TH0520-45D/840-700mA	TECOH® THx	83
TH0532-24D/830-1050mA	TECOH® THx	83
TH0532-24D/840-1050mA	TECOH® THx	83
TH0532-45D/830-1050mA	TECOH® THx	83
TH0532-45D/840-1050mA	TECOH® THx	83
TH0532-60D/830-1050mA	TECOH® THx	83
TH0532-60D/840-1050mA	TECOH® THx	83



31/F., AIA Kowloon Tower, Landmark East,
100 How Ming Street, Kwun Tong, Kowloon, Hong Kong
Tel: (852) 2305 1722
Fax: (852) 2758 5957
Email: info@megaman.cc

www.megaman.cc

© Copyright 2016. All rights reserved by MEGAMAN®.
All information stated is correct at the time of printing and subject to changes without prior notice.
Please refer to website for the most updated information.

