




# Intel® Server Chassis SC5200

Flexibility and Outstanding Reliability

## Product Brief

- Accommodates Two Intel® Xeon™ Processors
- Redundant Power and Cooling
- Pedestal or 5U Rack Form Factor



## Versatile Server Chassis for the Intel® Server Boards SE7500CW2 and SHG2

For customers ranging from the emerging e-Business to the established enterprise, dependable servers are the foundation of a successful operation. With the Intel® Server Chassis SC5200, you can give your customers a foundation that's highly reliable, designed specifically to deliver the cost-effective performance advantages of dual Intel® Xeon™ processors, and available in a choice of configurations, power supplies, and hard-drive options.

The Intel® Server Chassis SC5200 is also remarkably flexible. It supports two server boards and is available in rack or pedestal configuration, with single or redundant power supply, and with five IDE or ten one-inch Ultra320 SCSI hard drives—to give but a few examples.

### The Basics of Availability


To help maintain the high availability that businesses rely on to protect their server investment and to run their day-to-day operations, the Intel® Server Chassis SC5200 offers an unusually flexible and robust solution. The hot-swap redundant power and cooling configuration is available with redundant hot-swap power supplies, up to ten hot-swap SCSI hard-drive bays, and five hot-swap redundant fans. Moreover, to alert operators of problems while they can still be solved easily, Intel® Server Management is integrated into key system components.




### Designed to Meet a Range of Customer Needs

With a generous selection of configuration options, the Intel Server Chassis SC5200 provides the ideal fit for diverse customer challenges. In its base configuration, customers can combine the Server Chassis SC5200 with the Intel® Server Board SE7500CW2 to create an effective file and print server for a mid-sized business. For more demanding performance requirements, customers can match the Server Chassis SC5200 in its redundant power and cooling configuration with the Intel® Server Board SHG2 to create a powerful workgroup database server.

## Intel® Server Chassis SC5200 Base Configuration



## Intel® Server Chassis SC5200 Hot-Swap Redundant Power and Cooling Configuration




For the most current product information on Intel server building blocks, visit: [www.intel.com/go/serverbuilder](http://www.intel.com/go/serverbuilder)

# Intel® Server Chassis SC5200 Features and Benefits

Specifically designed for and validated with Intel® Server Boards SE7500CW2 and SHG2	Support for high-performance Intel® Xeon™ processor-based solutions to deliver reliability and easy integration
Single and redundant power-supply options	Ample power for a fully configured system and redundant power for increased uptime
Support for five hot-swap and redundant fans with actively monitored cooling	Robustness and reliability
Five fixed-drive bays (in base configuration)	Easily expandable storage capacity
Five one-inch Ultra320 SCSI hot-swap bays and two fixed-drive bays (in hot-swap redundant power and cooling configuration)	Zero or minimal downtime during hard-drive replacement
Option for up to ten one-inch Ultra320 SCSI hot-swap bays with upgrade kit (in redundant power and cooling configuration)	Storage capacity of up to 730 GB (in a 5U chassis)
Option for ten-drive hot-swap configuration through single SCSI channel (y-cable)	Support for 10 disk arrays with a single SCSI connection
Up to three 5.25" peripheral drive bays	Outstanding configuration flexibility
Pedestal and rack-optimized configurations plus a pedestal-to-rack conversion kit	Easy integration
Extensive international safety and EMC regulatory approvals	Reduced time to market and development investment
Support for advanced Intel® Server Management, including automatic health monitoring, proactive messaging, and post-issue diagnostics	Advanced security and availability

## Easy Accessibility for Cost-Effective Maintenance

The Intel® Server Chassis SC5200 is deliberately easy to access so businesses can upgrade and maintain their server systems without losing valuable availability. With five fixed-drive bays in the base configuration and up to ten hot-swap SCSI hard-drive bays in the hot-swap redundant power and cooling configuration, the Server Chassis SC5200 can be enhanced with additional storage without having to be taken offline. Expansion cards can be added in moments thanks to the tool-free access enabled by thumb screws on side panels. And operators can be made aware of problems while they can still be solved easily with the help of fully integrated Intel® Server Management capabilities.



### Intel® Server Chassis SC5200 Base Configuration Rear Panel

1. 450W Power Supply
2. Thumb Screws for Easy, Tool-Free Side-Panel Removal
3. Lock Loop
4. Two System Fans
5. ATX-Compatible Cutout for I/O Shield Installation
6. Expansion-Card Access Panels
7. Intelligent Chassis Management Bus Knock-Out
8. Serial Port B, COM 2



### Intel® Server Chassis SC5200 Hot-Swap Redundant Power and Cooling Configuration Rear Panel

1. Redundant Power Supply
2. Dual-Line Cord
3. Thumb Screws for Easy, Tool-Free Side-Panel Removal
4. ATX-Compatible Cutout for I/O Shield Installation
5. Lock Loop
6. Expansion-Card Access Panels
7. Intelligent Chassis Management Bus Knock-Out
8. Serial Port B, COM 2
9. Two Rear-Access, Hot-Swap Redundant-Cooling Fans for Processor and Memory Area
10. Side Fan-Access Door
11. Three Hot-Swap Redundant-Cooling Fans for Processor, Memory, and PCI Area

Rear-chassis view of the hot-swap, redundant power and cooling configuration with optional third power supply module (order code AXS2PSMODL350) installed.



# Build Value with Intel: Server Products, Programs, and Support



Intel is committed to providing industry-leading server building blocks, programs, and support services to help system integrators successfully compete in the evolving Internet economy. Get the high-value server solutions you need to succeed by taking advantage of the outstanding value Intel provides its system integrators:

- High-quality server building blocks
- Extensive breadth of server building blocks
- Solutions and tools to enable e-Business
- Comprehensive training services
- Worldwide 24x7 technical support
- World-class service, including a three-year limited warranty and Advanced Warranty Replacement

For more information on Intel's added-value server offerings, please visit: [www.intel.com/go/serverbuilder](http://www.intel.com/go/serverbuilder)

## Complete Your Intel® Server Chassis SC5200 with Intel® Server Building Blocks



**Intel® Xeon™ Processors** provide a powerful foundation for business computing. They help to keep your business up and running by enabling you to cost-effectively manage growth by simply adding processors to your existing servers.



**The Intel® Server Board SE7500CW2** incorporates versatility and processing power to provide a highly effective solution for small and medium-sized businesses:

- Dual Intel® Xeon™ processors with 512KB Level 2 Advanced Transfer Cache support
- Triple-peer PCI buses with support for 64-bit/133MHz PCI-X
- Up to 4 GB of ECC DDR200/266 SDRAM



**The Intel® Server Board SHG2** delivers superior performance, reliability, and manageability for departmental servers:

- Dual Intel® Xeon™ processors with 512KB Level 2 Advanced Transfer Cache support
- Triple-peer PCI buses with support for 64-bit/133MHz PCI-X
- Advanced Intel® Server Management
- Up to 12 GB of ECC DDR200/266 SDRAM



**Intel® Server Management** monitors key server components and resolves many problems automatically to keep your customers up and running:

- Integrated in-band and out-of-band remote management through LAN and modem connections
- Event alerting and logging through e-mail or paging devices
- Proactive fault management of critical server components
- Integrated remote management
- Intel® Server Maintenance and Reference Training (SMaRT) Tool module



**Intel® RAID Controllers** help to protect data, applications, and the server operating system from disk failures. These controllers are part of an affordable, high-performance line of Intel RAID products, all of them tested and validated for easy integration with other Intel server building blocks.



**Intel® PRO Server Adapters**, including Fast Ethernet and Gigabit Ethernet server adapters, help to reduce bottlenecks and boost availability with industry-leading performance and advanced server features.

# Intel® Server Chassis SC5200 Specifications

## Form Factor

Pedestal or 5U Rack Server	Server Standards Infrastructure (SSI) Entry E-Bay 3.0 compatible
----------------------------	--

## Dimensions and Color

Pedestal	17.5" (height) x 8.6" (width) x 26.9" (depth) Dusty Beige (Intel Color Standard 513505)
Rack Server	5U (8.6") (height) x 16.9" (width) x 24.9" (25.6" with handles) (depth) Black (Intel Color Standard GE 701)

## Hard-Drive-Bay Support

Base Configuration	Five fixed Ultra320 SCSI <sup>1</sup> or IDE drives (one-inch height)
Hot-Swap Redundant Power and Cooling Configuration	Five or ten <sup>2</sup> Ultra320 SCSI one-inch hot-swap and two fixed Ultra320 SCSI or IDE one-inch hard drives
SCSI Backplane	LVD with SAF-TE
External Peripheral Bays	Up to three @ 5.25" (1.75" height) and one at 3.5" (floppy)

## System Cooling

Base Configuration	Five fans positioned for main chassis and power supply cooling and monitored by Intel® Server Management for fail-over capability when this software is installed; two 80mm fans mounted at the front of the server board and two 80mm fans mounted in the rear of chassis; all four system fans instrumented to provide RPM data for fan-failure prediction and detection; one 80mm fan for cooling the power supply
--------------------	---

## Hot-Swap Redundant Power and Cooling Configuration

Seven fans provided for cooling the processors, hard drives, and add-in cards and monitored by Intel® Server Management for fail-over capability when this software is installed; two hot-swap 80mm fans mounted at the rear and one hot-swap 80mm fan at the front for cooling the core area (processors and memory); two hot-swap 92mm fans mounted at the front for cooling the PCI area; all five system fans instrumented to provide RPM data for fan-failure prediction and detection; two 60mm fans provide redundant cooling for the power supply

## Front Panel

Buttons and Switches	Power on/off (momentary) button, system reset button, ACPI sleep switch and tool-activated NMI switch
LEDs	Power, hard-drive activity, network activity (two), system ID (rack only), and general system status

## Security

A mechanical lock on the front bezel, a removable padlock loop for the system-access cover, two intrusion switches that can be monitored by Intel® Server Management

## Environment

Ambient Temperature	Operating: +10°C to +35°C; non-operating: -40°C to +70°C
Relative Humidity	Non-operating: 95% @ +30°C non-condensing
Acoustics	<50 dBA (Base Configuration) <55dBA (HSRP Configuration) in an idle state in a normal office environment (65°–75°F)
Electrostatic Discharge	15 kV per Intel test specification

## Safety Compliance

Australia, New Zealand	AS/NZS 3260 (covered by CB Report)
Canada	UL60950 – CSA 60950 (UL and cUL)
Europe	EN60950 (Complies with 73/23/EEC)
International	IEC60950 (CB Report and Certificate)
Russia	GOST 50377-92
U.S.	UL60950 – CSA 60950 (UL and cUL)

## Electromagnetic Compatibility (EMC) Compliance (Class A)<sup>3</sup>

Australia, New Zealand	AS/NZS 3548 (Based on CISPR 22)
Canada	ICES-003, Class A
Europe	CE Mark, EN55022, EN55024, EN61000-3-2/-3-3 (Complies with 89/336/EEC)
International	CISPR 22, 3rd Edition, Class A
Japan	VCCI, Class A
Korea	RRL, Class A
Russia	GOST 29216-91 / 50628-95
Taiwan	BSMI CNS13438, Class A
U.S.	FCC, Part 15, Class A

## The Intel® Server Chassis SC5200 Power Supply

	SC5200 Base Configuration	SC5200 Hot-Swap Redundant Power and Cooling Configuration	SC5200 Hot-Swap Redundant Power and Cooling, Rack-Optimized Configuration
DC Power Supply	450W PFC	650W, dual-line cord, 2+1 PFC	650W, dual-line cord, 2+1 PFC
AC Voltage	100-127 / 200 – 240 V~; 6.0 / 2.5 A	100-127 / 200 – 240 V~; 8 / 4 A	100-127 / 200 – 240 V~; 8 / 4 A
+5V	20 A max	38 A max	38 A max
+5V standby	2 A max	2 A max	2 A max
+12V	30 A sustained	47.5 A sustained	47.5 A sustained
+3.3V	24 A max	38 A max	38 A max
-12V	0.5 A max	0.5 A max	0.5 A max

## Recommended Configurations and Order Codes

	Intel® Server Chassis SC5200 Base (Beige)	Intel® Server Chassis SC5200 Hot-Swap Redundant Power and Cooling (Beige) <sup>4</sup>	Intel® Server Chassis SC5200 Hot-Swap, Redundant Power and Cooling, Rack-Optimized (Black) <sup>5</sup>
Product Code	KHD3BASE450	KHD3HSRP650	KHD3HSRP650R
Form Factor	Pedestal or Rack (5U) <sup>6</sup>	Pedestal or Rack (5U) <sup>6</sup>	Rack
Boards Supported <sup>4</sup>	SE7500CW2 or SHG2	SHG2	SHG2
Rack Kit Code (optional)	AHD2RACK/AHD3RACK	AHD3RACK	Included with chassis
Chassis Spares Kit	FHD3SPRS	FHD3SPRS	FHD3SPRS
Hot-Swap Drive-Bay Upgrade (optional) <sup>6</sup>	AXX2HSDRVUG	AXX2HSDRVUG	AXX2HSDRVUG
350W Power-Supply Module (upgrade or spare)	N/A	AXX2PSMODL350	AXX2PSMODL350
DLT Tape Drive and Slim-Line CD-ROM Mounting Brackets (optional)	FHD2DLTBRK	FHD2DLTBRK	FHD2DLTBRK
SCSI Y-Cable (optional)	N/A	AHD3HSBPYCBL	AHD3HSBPYCBL
Intelligent Chassis Management Bus (optional)	AXX2ICMBKIT	AXX2ICMBKIT	AXX2ICMBKIT
External SCSI Cable (optional)	AXXEXTSCSICBL	AXXEXTSCSICBL	AXXEXTSCSICBL

- The Ultra320 SCSI drive bays are compatible with Ultra2 SCSI.
- Ten hot-swap Ultra2, Ultra160, or Ultra320 SCSI drive bays (and zero IDE bays) are possible with the AXX2HSDRVUG upgrade kit.
- Class A EMC compliance is based on integration with a validated Intel server board and configured as outlined in the SC5200 Chassis Subassembly Installation Guide.
- Full redundancy requires 350W power-supply module, order code AXX2PSMODL350.
- Rack-conversion kit requires order code AHD2RACK or AHD3RACK.
- Please see <http://support.intel.com/support/motherboards/server/> for additional boards supported by the chassis.

For the most current product information on Intel server building blocks, visit: [www.intel.com/go/serverbuilder](http://www.intel.com/go/serverbuilder)

All products, dates, and figures specified are preliminary based on current expectations, provided for planning purposes only, and are subject to change without notice. Availability in different channels may vary. Information in this document is provided in connection with Intel products. No license, express or implied, by estoppel or otherwise, to any intellectual property rights is granted by this document. Except as provided in Intel's Terms and Conditions of Sale for such products, Intel assumes no liability whatsoever, and Intel disclaims any express or implied warranty, relating to sale and/or use of Intel products including liability or warranties relating to fitness for a particular purpose, merchantability, or infringement of any patent, copyright or other intellectual property right. Intel products are not intended for use in medical, life saving, or life sustaining applications. Intel may make changes to specifications and product descriptions at any time, without notice.

Intel, Intel logo, and Intel Xeon are trademarks or registered trademarks of Intel Corporation or its subsidiaries in the United States and other countries.

\*Other names and brands may be claimed as the property of others.

Copyright © 2002, Intel Corporation.

0502/JAW&MM/DMW/MD/PP/20K

Intel Literature Center: 1-800-548-4725

ORDER NUMBER 298534-002