

UNITED STATES SECURITIES AND EXCHANGE COMMISSION
Washington, D.C. 20549

FORM 20-F

(Mark One)

REGISTRATION STATEMENT PURSUANT TO SECTION 12(B) OR 12(G) OF THE SECURITIES EXCHANGE ACT OF 1934

OR

ANNUAL REPORT PURSUANT TO SECTION 13 OR 15(D) OF THE SECURITIES EXCHANGE ACT OF 1934
For the fiscal year ended March 31, 2007

OR

TRANSITION REPORT PURSUANT TO SECTION 13 OR 15(D) OF THE SECURITIES EXCHANGE ACT OF 1934

For the transition period from _____ to _____

OR

SHELL COMPANY REPORT PURSUANT TO SECTION 13 OR 15(d) OF THE SECURITIES EXCHANGE ACT OF 1934

Date of event requiring this shell company report _____

Commission file number 001-33098

Kabushiki Kaisha Mizuho Financial Group

(Exact Name of Registrant as Specified in its Charter)

Mizuho Financial Group, Inc.

(Translation of Registrant's Name into English)

Japan

(Jurisdiction of Incorporation or Organization)

5-5, Otemachi 1-chome

Chiyoda-ku, Tokyo 100-0004

Japan

(Address of Principal Executive Offices)

Securities registered or to be registered pursuant to Section 12(b) of the Act:

Title of Each Class

Name of Each Exchange on which Registered

Common Stock, without par value

American depositary shares, each of which represents 1/500th of one share of common stock

The New York Stock Exchange*

The New York Stock Exchange

Securities registered or to be registered pursuant to Section 12(g) of the Act:

None

(Title of Class)

Securities for which there is a reporting obligation pursuant to Section 15(d) of the Act:

None

(Title of Class)

Indicate the number of outstanding shares of each of the Issuer's classes of capital or common stock as of the close of the period covered by the annual report.

At March 31, 2007, the following shares of capital stock were outstanding: (1) 11,872,195 shares of common stock (including 265,040 shares of common stock held by the registrant and its consolidated subsidiaries and equity-method affiliates as treasury stock), (2) 943,740 shares of eleventh series class XI preferred stock, and (3) 36,690 shares of thirteenth series class XIII preferred stock.

Indicate by check mark if the registrant is a well-known seasoned issuer, as defined in Rule 405 of the Securities Act.

Yes No

If this report is an annual or transition report, indicate by check mark if the registrant is not required to file reports pursuant to Section 13 or 15(d) of the Securities Exchange Act of 1934.

Yes No

Indicate by check mark whether the registrant: (1) has filed all reports required to be filed by Section 13 or 15(d) of the Securities Exchange Act of 1934 during the preceding 12 months (or for such shorter period that the registrant was required to file such reports), and (2) has been subject to such filing requirements for the past 90 days.

Yes No

Indicate by check mark whether the registrant is a large accelerated filer, an accelerated filer, or a non-accelerated filer. See definition of "accelerated filer and large accelerated filer" in Rule 12b-2 of the Exchange Act. (Check one):

Large accelerated filer

Accelerated filer

Non-accelerated filer

Indicate by check mark which financial statement item the registrant has elected to follow.

Item 17 Item 18

If this is an annual report, indicate by check mark whether the registrant is a shell company (as defined in Rule 12b-2 of the Exchange Act).

Yes No

(APPLICABLE ONLY TO ISSUERS INVOLVED IN BANKRUPTCY PROCEEDINGS DURING THE PAST FIVE YEARS.)

Indicate by check mark whether the registrant has filed all documents and reports required to be filed by Section 12, 13 or 15(d) of the Securities Exchange Act of 1934 subsequent to the distribution of securities under a plan confirmed by a court.

Yes No

* Not for trading, but only in connection with the registration and listing of the ADSs.

MIZUHO FINANCIAL GROUP, INC.

ANNUAL REPORT ON FORM 20-F

Table of Contents

	<u>Page</u>
Presentation of Financial and Other Information	3
Forward-Looking Statements	3
ITEM 1. Identity of Directors, Senior Management and Advisers	5
ITEM 2. Offer Statistics and Expected Timetable	5
ITEM 3. Key Information	5
3.A. Selected Financial Data	5
3.B. Capitalization and Indebtedness	11
3.C. Reasons for the Offer and Use of Proceeds	11
3.D. Risk Factors	12
ITEM 4. Information on the Company	19
4.A. History and Development of the Company	19
4.B. Business Overview	20
4.C. Organizational Structure	38
4.D. Property, Plant and Equipment	40
ITEM 5. Operating and Financial Review and Prospects	41
ITEM 6. Directors, Senior Management and Employees	105
6.A. Directors and Senior Management	105
6.B. Compensation	114
6.C. Board Practices	114
6.D. Employees	121
6.E. Share Ownership	122
ITEM 7. Major Shareholders and Related Party Transactions	123
7.A. Major Shareholders	123
7.B. Related Party Transactions	125
7.C. Interests of Experts and Counsel	125
ITEM 8. Financial Information	126
8.A. Consolidated Statements and Other Financial Information	126
8.B. Significant Changes	126
ITEM 9. The Offer and Listing	127
9.A. Listing Details	127
9.B. Plan of Distribution	128
9.C. Markets	128
9.D. Selling Shareholders	128
9.E. Dilution	128
9.F. Expenses of the Issue	128
ITEM 10. Additional Information	129
10.A. Share Capital	129
10.B. Memorandum and Articles of Association	129
10.C. Material Contracts	138
10.D. Exchange Controls	139
10.E. Taxation	140
10.F. Dividends and Paying Agents	145
10.G. Statement by Experts	145
10.H. Documents on Display	145
10.I. Subsidiary Information	145

	<u>Page</u>
ITEM 11. Quantitative and Qualitative Disclosures about Market Risk	146
ITEM 12. Description of Securities Other than Equity Securities	161
ITEM 13. Defaults, Dividend Arrearages and Delinquencies	162
ITEM 14. Material Modifications to the Rights of Securities Holders and Use of Proceeds	162
ITEM 15. Controls and Procedures	162
ITEM 16A. Audit Committee Financial Expert	162
ITEM 16B. Code of Ethics	162
ITEM 16C. Principal Accountant Fees and Services	163
ITEM 16D. Exemptions from the Listing Standards for Audit Committees	164
ITEM 16E. Purchase of Equity Securities by the Issuer and Affiliated Purchasers	165
ITEM 17. Financial Statements	166
ITEM 18. Financial Statements	166
ITEM 19. Exhibits	166
Selected Statistical Data	A-1
Index to Consolidated Financial Statements	F-1

PRESENTATION OF FINANCIAL AND OTHER INFORMATION

In this annual report, “we,” “us,” and “our” refer to Mizuho Financial Group, Inc. and, unless the context indicates otherwise, its consolidated subsidiaries. “Mizuho Financial Group” refers to Mizuho Financial Group, Inc. Furthermore, unless the context indicates otherwise, these references are intended to refer to us as if we had been in existence in our current form for all periods referred to herein.

In this annual report, “our principal banking subsidiaries” refer to Mizuho Corporate Bank, Ltd., Mizuho Bank, Ltd. and Mizuho Trust & Banking Co., Ltd. (or with respect to references as of a date, or fiscal year ending, before April 1, 2002, to The Dai-Ichi Kangyo Bank, Limited, The Fuji Bank, Limited, The Industrial Bank of Japan, Limited, Mizuho Trust & Banking and The Yasuda Trust and Banking Co., Ltd.).

In this annual report, references to “U.S. dollars,” “dollars” and “\$” refer to the lawful currency of the United States and those to “yen” and “¥” refer to the lawful currency of Japan.

In this annual report, all yen figures and percentages have been rounded to the figures shown, except for those yen figures and percentages in “Item 3.A. Key Information—Selected Financial Data—Japanese GAAP Selected Consolidated Financial Information,” which have been truncated to the figures shown, and unless otherwise specified. Accordingly, the total of each column of figures may not be equal to the total of the individual items.

Our fiscal year end is March 31. References to years not specified as being fiscal years are to calendar years.

Unless otherwise specified, for purposes of this annual report, we have presented our financial information in accordance with accounting principles generally accepted in the United States, or U.S. GAAP. Unless otherwise stated or the context otherwise requires, all amounts in our financial statements are expressed in Japanese yen.

We usually hold the ordinary general meeting of shareholders of Mizuho Financial Group in June of each year in Chiyoda-ku, Tokyo.

FORWARD-LOOKING STATEMENTS

We may from time to time make written or oral forward-looking statements. Written forward-looking statements may appear in documents filed with the Securities and Exchange Commission, including this annual report, and other reports to shareholders and other communications.

The U.S. Private Securities Litigation Reform Act of 1995 provides a “safe harbor” for forward-looking information to encourage companies to provide prospective information about themselves. We rely on this safe harbor in making these forward-looking statements.

This annual report contains forward-looking statements regarding the intent, belief or current expectations of our management with respect to our financial condition and future results of operations. In many cases, but not all, we use such words as “aim,” “anticipate,” “believe,” “endeavor,” “estimate,” “expect,” “intend,” “may,” “plan,” “probability,” “project,” “risk,” “seek,” “should,” “strive,” “target” and similar expressions in relation to us or our management to identify forward-looking statements. You can also identify forward-looking statements by discussions of strategy, plans or intentions. These statements reflect our current views with respect to future events and are subject to risks, uncertainties and assumptions. Should one or more of these risks or uncertainties materialize, or should underlying assumptions prove incorrect, our actual results may vary materially from those we currently anticipate. Potential risks and uncertainties include, without limitation, the following:

- incurrence of significant credit-related costs;

- declines in the value of our securities portfolio;
- changes in interest rates;
- foreign exchange rate fluctuations;
- revised assumptions or other changes related to our pension plans;
- failure to maintain required capital adequacy ratio levels;
- downgrades in our credit ratings;
- the effectiveness of our operational, legal and other risk management policies;
- our ability to avoid reputational harm; and
- the effect of changes in general economic conditions in Japan.

Our forward-looking statements are not guarantees of future performance and involve risks and uncertainties. Actual results may differ from those in the forward-looking statements as a result of various factors. We identify in this annual report in “Item 3.D. Key Information—Risk Factors,” “Item 4.B. Information on the Company—Business Overview,” “Item 5. Operating and Financial Review and Prospects” and elsewhere, some, but not necessarily all, of the important factors that could cause these differences.

We do not intend to update our forward-looking statements. We are under no obligation, and disclaim any obligation, to update or alter our forward-looking statements, whether as a result of new information, future events or otherwise.

PART I

ITEM 1. IDENTITY OF DIRECTORS, SENIOR MANAGEMENT AND ADVISERS

Not applicable.

ITEM 2. OFFER STATISTICS AND EXPECTED TIMETABLE

Not applicable.

ITEM 3. KEY INFORMATION

3.A. Selected Financial Data

The following tables set forth our selected consolidated financial data.

The first table below sets forth selected consolidated financial data of Mizuho Financial Group as of and for the fiscal years ended March 31, 2005, 2006 and 2007 which have been derived from the audited consolidated financial statements of Mizuho Financial Group prepared in accordance with U.S. GAAP included in this annual report.

The second table below sets forth selected consolidated financial data of Mizuho Financial Group as of and for the fiscal years ended March 31, 2003, 2004, 2005, 2006 and 2007 derived from Mizuho Financial Group's consolidated financial statements prepared in accordance with accounting principles generally accepted in Japan, or Japanese GAAP.

The consolidated financial statements of Mizuho Financial Group as of and for the fiscal years ended March 31, 2005, 2006 and 2007 prepared in accordance with U.S. GAAP have been audited in accordance with the standards of the Public Company Accounting Oversight Board (United States) by Ernst & Young ShinNihon, independent registered public accounting firm.

You should read the U.S. GAAP selected consolidated financial information presented below together with the information included in "Item 5. Operating and Financial Review and Prospects" and the audited consolidated financial statements, including the notes thereto, included in this annual report. The information presented below is qualified in its entirety by reference to that information.

U.S. GAAP Selected Consolidated Financial Information

	As of and for the fiscal years ended March 31,		
	2005	2006	2007
	(in millions of yen, except per share data and percentages)		
Statement of income data:			
Interest and dividend income	¥1,615,428	¥1,957,907	¥2,639,307
Interest expense	578,573	944,895	1,571,389
Net interest income	1,036,855	1,013,012	1,067,918
Provision (credit) for loan losses	55,035	(157,666)	182,115
Net interest income after provision (credit) for loan losses	981,820	1,170,678	885,803
Noninterest income	1,599,673	995,156	1,195,948
Noninterest expenses	1,379,053	1,454,304	1,294,648
Income before income tax expense (benefit)	1,202,440	711,530	787,103
Income tax expense (benefit)	124,379	(374,142)	163,221
Net income	¥1,078,061	¥1,085,672	¥ 623,882
Net income attributable to common shareholders	¥1,020,997	¥1,047,719	¥ 600,408
Amounts per share:			
Basic earnings per common share—net income attributable to common shareholders	¥94,616.09	¥93,778.71	¥51,725.68
Diluted earnings per common share—net income attributable to common shareholders	70,005.52	82,748.82	¥48,709.38
Number of shares used to calculate basic earnings per common share (in thousands)	10,791	11,172	11,608
Number of shares used to calculate diluted earnings per common share (in thousands)	14,944	12,889	12,714
Cash dividends per share declared during the fiscal year:			
Common stock	¥ 3,000	¥ 3,500	¥ 4,000
	\$ 27.98	\$ 29.79	\$ 34.03
First series class I preferred stock	¥ 22,500	¥ —	¥ —
	\$ 209.85	\$ —	\$ —
Second series class II preferred stock	¥ 8,200	¥ 8,200	¥ —
	\$ 76.48	\$ 69.80	\$ —
Third series class III preferred stock	¥ 14,000	¥ 14,000	¥ —
	\$ 130.57	\$ 119.17	\$ —
Fourth series class IV preferred stock	¥ 47,600	¥ 47,600	¥ 47,600
	\$ 443.95	\$ 405.18	\$ 404.90
Sixth series class VI preferred stock	¥ 42,000	¥ 42,000	¥ 42,000
	\$ 391.72	\$ 357.51	\$ 357.26
Seventh series class VII preferred stock	¥ 11,000	¥ 11,000	¥ —
	\$ 102.59	\$ 93.63	\$ —
Eighth series class VIII preferred stock	¥ 8,000	¥ 8,000	¥ —
	\$ 74.61	\$ 68.10	\$ —
Ninth series class IX preferred stock	¥ 17,500	¥ —	¥ —
	\$ 163.22	\$ —	\$ —
Tenth series class X preferred stock	¥ 5,380	¥ 5,380	¥ —
	\$ 50.18	\$ 45.80	\$ —
Eleventh series class XI preferred stock	¥ 20,000	¥ 20,000	¥ 20,000
	\$ 186.53	\$ 170.24	\$ 170.13

	As of and for the fiscal years ended March 31,					
	2005		2006		2007	
	(in millions of yen, except per share data and percentages)					
Twelfth series class XII preferred stock	¥	2,500	¥	—	¥	—
	\$	23.32	\$	—	\$	—
Thirteenth series class XIII preferred stock	¥	30,000	¥	30,000	¥	30,000
	\$	279.80	\$	255.36	\$	255.19
Balance sheet data:						
Total assets	¥	139,608,540	¥	145,522,392	¥	147,381,279
Loans, net of allowance		64,362,181		67,898,640		68,236,720
Total liabilities		136,537,265		140,880,392		142,376,976
Deposits		80,518,714		82,703,690		83,751,304
Long-term debt		4,788,775		5,384,991		7,073,936
Common stock		3,105,754		3,547,726		3,532,492
Shareholders' equity		2,869,528		4,345,714		4,662,700
Other financial data:						
Return on equity and assets:						
Net income attributable to common shareholders as a percentage of total average assets		0.77%		0.74%		0.42%
Net income attributable to common shareholders as a percentage of average shareholders' equity		24.85%		27.40%		14.69%
Dividends per common share as a percentage of basic earnings per common share		3.70%		4.27%		13.53%
Average shareholders' equity as a percentage of total average assets		3.09%		2.71%		2.87%
Net interest income as a percentage of total average interest-earning assets		0.83%		0.77%		0.79%

Note: Yen amounts for cash dividends per share for the fiscal years ended March 31, 2005, 2006 and 2007 are expressed in U.S. dollars at the rate of ¥107.22 = \$1.00, ¥117.48 = \$1.00 and ¥117.56 = \$1.00, respectively. These rates are the noon buying rates on March 31, 2005, 2006 and 2007 in New York City for cable transfers in yen as certified for customs purposes by the Federal Reserve Bank of New York.

Japanese GAAP Selected Consolidated Financial Information

	As of and for the fiscal years ended March 31,				
	2003	2004	2005	2006	2007
	(in millions of yen, except per share data and percentages)				
Statement of income data:					
Interest income	¥ 1,991,236	¥1,622,704	¥1,584,415	¥1,935,048	¥2,562,642
Interest expense	734,859	437,703	477,983	872,403	1,472,378
Net interest income	1,256,377	1,185,001	1,106,432	1,062,645	1,090,264
Fiduciary income	55,460	62,064	63,253	78,843	66,958
Net fee and commission income	410,534	426,614	472,628	555,935	551,124
Net trading income	244,524	231,804	165,059	204,941	261,544
Net other operating income	266,754	206,861	185,724	100,073	147,507
General and administrative expenses	1,237,641	1,125,905	1,091,348	1,095,243	1,091,602
Other income	243,434	503,872	735,297	502,212	522,816
Other expenses ⁽¹⁾	3,501,617	609,073	693,989	429,265	573,714
Income (loss) before income taxes and minority interests	(2,262,172)	881,240	943,059	980,142	974,898
Income taxes:					
Current	22,288	28,055	19,817	64,038	43,267
Deferred	30,505	387,855	235,227	185,035	223,699
Minority interests in net income (loss)	62,205	58,347	60,630	81,164	86,965
Net income (loss)	¥ (2,377,172)	¥ 406,982	¥ 627,383	¥ 649,903	¥ 620,965
Net income (loss) per share:					
Basic	¥(254,524.65)	¥36,153.27	¥54,625.61	¥55,157.14	¥51,474.49
Diluted	—	18,754.94	37,719.13	46,234.51	48,803.07
Cash dividends per share declared during the fiscal year ⁽²⁾ :					
Common stock	¥ 3,500	¥ —	¥ 3,000	¥ 3,500	¥ 4,000
	\$ 29.64	\$ —	\$ 27.98	\$ 29.79	\$ 34.03
First series class I preferred stock	¥ 22,500	¥ 22,500	¥ 22,500	—	—
	\$ 190.56	\$ 215.97	\$ 209.85	—	—
Second series class II preferred stock	¥ 8,200	¥ 8,200	¥ 8,200	¥ 8,200	—
	\$ 69.45	\$ 78.71	\$ 76.48	\$ 69.80	—
Third series class III preferred stock	¥ 14,000	¥ 14,000	¥ 14,000	¥ 14,000	—
	\$ 118.57	\$ 134.38	\$ 130.57	\$ 119.17	—
Fourth series class IV preferred stock	¥ 47,600	¥ 47,600	¥ 47,600	¥ 47,600	¥ 47,600
	\$ 403.15	\$ 456.90	\$ 443.95	\$ 405.18	\$ 404.90
Fifth series class V preferred stock	—	—	—	—	—
	—	—	—	—	—
Sixth series class VI preferred stock	¥ 42,000	¥ 42,000	¥ 42,000	¥ 42,000	¥ 42,000

As of and for the fiscal years ended March 31,											
	2003	2004	2005	2006	2007						
(in millions of yen, except per share data and percentages)											
	\$	355.72	\$	403.15	\$	391.72	\$	357.51	\$	357.26	
Seventh series class											
VII preferred											
stock	¥	11,000	¥	11,000	¥	11,000	¥	11,000	¥	—	
	\$	93.17	\$	105.59	\$	102.59	\$	93.63	\$	—	
Eighth series class											
VIII preferred											
stock	¥	8,000	¥	8,000	¥	8,000	¥	8,000	¥	—	
	\$	67.76	\$	76.79	\$	74.61	\$	68.10	\$	—	
Ninth series class IX											
preferred stock	¥	17,500	¥	17,500	¥	17,500	¥	—	¥	—	
	\$	148.22	\$	167.98	\$	163.22	\$	—	\$	—	
Tenth series class X											
preferred stock	¥	5,380	¥	5,380	¥	5,380	¥	5,380	¥	—	
	\$	45.57	\$	51.64	\$	50.18	\$	45.80	\$	—	
Eleventh series class											
XI preferred											
stock	—	¥	165	¥	20,000	¥	20,000	¥	20,000	¥	20,000
	—	\$	1.58	\$	186.53	\$	170.24	\$	170.13	\$	170.13
Twelfth series class											
XII preferred											
stock	—	¥	21	¥	2,500	¥	—	¥	—	¥	—
	—	\$	0.20	\$	23.32	\$	—	\$	—	\$	—
Thirteenth series class											
XIII preferred											
stock	—	¥	247	¥	30,000	¥	30,000	¥	30,000	¥	30,000
	—	\$	2.37	\$	279.80	\$	255.36	\$	255.19	\$	255.19
Balance sheet data:											
Total assets	¥	134,032,747	¥	137,750,091	¥	143,076,236	¥	149,612,794	¥	149,880,031	
Loans and bills											
discounted ⁽³⁾	69,210,035	66,205,868	62,917,336	65,408,672	65,964,301						
Securities	23,816,574	32,071,624	36,047,035	37,702,957	36,049,983						
Deposits	72,222,642	77,487,475	80,368,058	82,367,125	83,608,304						
Shareholders' equity	2,861,066	3,644,396	3,905,726	4,804,993	—						
Net assets ⁽⁴⁾	—	—	—	—	6,724,408						
Risk-adjusted capital data⁽⁵⁾:											
Tier 1 capital	¥	3,495,431	¥	3,941,146	¥	4,172,047	¥	4,555,947	¥	4,933,561	
Total qualifying capital . . .	6,847,417	7,770,077	8,020,233	8,993,255	8,841,383						
Total risk adjusted											
assets	71,823,565	68,424,191	67,324,998	77,534,548	70,795,493						
Tier 1 capital ratio	4.86%	5.75%	6.19%	5.87%	6.96%						
Capital adequacy ratio	9.53%	11.35%	11.91%	11.59%	12.48%						

Notes:

- (1) The following table shows the amount of provision for reserves for possible losses on loans and write-offs on loans, both of which are components of other expenses:

	As of and for the fiscal years ended March 31,				
	2003 ⁽¹⁾	2004	2005	2006	2007
	(in millions of yen)				
Provision for reserves for possible losses on loans	¥932,421	¥ 65,424	¥ — ⁽²⁾	¥ — ⁽²⁾	¥69,775
Write-offs of loans	735,111	209,509	161,461	37,187	67,141

Notes:

- (1) Other expenses for the fiscal year ended March 31, 2003 were significantly higher compared to subsequent fiscal years due mainly to the significant amount of costs related to the resolution of problem loan issues, including provision for reserves for possible losses on loans and write-offs of loans, which reflects heightened efforts to accelerate problem loan dispositions and increase reserve ratios. In addition, losses related to our portfolio of equity securities due to significant declines in Japanese stock markets also contributed to the large amount of other expenses in these two fiscal years. The combined amount of losses on devaluation of stocks and other securities and losses on sales of stocks and other securities for the fiscal year ended March 31, 2003 was ¥996.9 billion.
- (2) In the fiscal years ended March 31, 2005 and 2006, we recorded reversal of reserves for possible losses on loans of ¥143,215 million and ¥142,249 million, respectively. Such reversal is included in other income.
- (2) Yen amounts are expressed in U.S. dollars at the rate of ¥118.07 = \$1.00, ¥104.18 = \$1.00, ¥107.22 = \$1.00, ¥117.48 = \$1.00 and ¥117.56 = \$1.00 for the fiscal years ended March 31, 2003, 2004, 2005, 2006 and 2007, respectively. These rates are the noon buying rates on the respective fiscal year-end dates in New York City for cable transfers in yen as certified for customs purposes by the Federal Reserve Bank of New York.
- (3) Bills discounted refers to a form of financing in Japan under which promissory notes obtained by corporations through their regular business activities are purchased by banks prior to their payment dates at a discount based on prevailing interest rates.
- (4) On December 9, 2005, the Accounting Standards Board of Japan issued a new accounting standard for presentation of net assets in the balance sheet, which is effective for fiscal years ending on or after May 1, 2006. Under the new accounting standard, the line item previously presented as “shareholders’ equity” is now presented as “net assets”, and the line items “minority interests” and “net deferred gains or losses on hedges (after tax)” are now presented as components of net assets. Accordingly, the presentation of net assets in the balance sheet as of March 31, 2007 is not directly comparable to shareholders’ equity for prior periods.
- (5) Risk-adjusted capital data for the fiscal year ended March 31, 2007 are calculated under Basel II basis while those through the fiscal year ended March 31, 2006 are calculated under Basel I basis. For more details on capital adequacy requirements set by the Bank for International Settlements (“BIS”), and the guideline implemented by the Financial Services Agency in compliance thereto, see “Item 5 Operating and Financial Review and Prospects—Capital Adequacy.”

There are certain differences between U.S. GAAP and Japanese GAAP. The differences between U.S. GAAP and Japanese GAAP applicable to us primarily relate to the accounting for derivative financial instruments and hedging activities, investments, loans, allowances for loan losses and off-balance-sheet instruments, premises and equipment, real estate sales and leasebacks, land revaluation, business combinations, Financial Stabilization Funds, pension liabilities, consolidation of variable interest entities and deferred taxes. See “Item 5. Operating and Financial Review and Prospects—Reconciliation with Japanese GAAP.” In addition, under Japanese GAAP, a restatement of prior year financial statements reflecting the effect of a change in accounting principles is not permitted, unlike under U.S. GAAP, which generally requires a restatement upon a voluntary change in accounting principles.

Exchange Rate Information

The following table sets forth, for each period indicated, the noon buying rate in New York City for cable transfers in yen as certified for customs purposes by the Federal Reserve Bank of New York, expressed in Japanese yen per \$1.00. The exchange rates are reference rates and are not necessarily the rates used to calculate ratios or the rates used to convert yen to U.S. dollars in the financial statements contained in this annual report.

<u>Fiscal years ended March 31,</u>	<u>High</u>	<u>Low</u>	<u>Average⁽¹⁾</u>	<u>Period end</u>
			(yen per dollar)	
2003	¥133.46	¥115.71	¥121.08	¥118.07
2004	120.55	104.18	112.75	104.18
2005	114.30	102.26	107.28	107.22
2006	120.93	104.41	113.67	117.48
2007	121.81	110.07	116.55	117.56
2008 (through August 9)	124.09	117.69	120.48	118.69
<u>Calendar year 2007</u>				
March	118.15	116.01	—	—
April	119.84	117.69	—	—
May	121.79	119.77	—	—
June	124.09	121.08	—	—
July	123.34	118.41	—	—
August (through August 9)	119.76	118.04	—	—

Note:

- (1) Calculated by averaging the exchange rates on the last business day of each month during the respective periods.

The noon buying rate as of August 9, 2007 was ¥118.69 = \$1.00.

3.B. Capitalization and Indebtedness

Not applicable.

3.C. Reasons for the Offer and Use of Proceeds

Not applicable.

3.D. Risk Factors

Investing in our securities involves a high degree of risk. You should carefully consider the risks described below as well as the other information in this annual report, including our consolidated financial statements and related notes, “Item 5. Operating and Financial Review and Prospects,” “Item 11. Quantitative and Qualitative Disclosures about Market Risk” and “Selected Statistical Data.”

Our business, financial condition and operating results could be materially adversely affected by any of the factors discussed below. The trading price of our securities could decline due to any of these factors. This annual report also contains forward-looking statements that involve risks and uncertainties. Our actual results could differ materially from those anticipated in these forward-looking statements as a result of various factors, including the risks faced by us described below and elsewhere in this annual report. See “Forward-Looking Statements.”

Risks relating to our business

We may incur significant credit-related costs in the future due to problem loans.

We are the primary bank lender for a large number of our corporate customers, and the amount of our loans and other claims to each of our major customers is significant. In addition, while we have made efforts to diversify our credit exposure along industry lines, the proportion of credit exposure to customers in the construction and real estate, banks and other financial institutions, and wholesale and retail industries is relatively high. We manage our loan portfolio by regularly monitoring the credit profile of each of our customers, the progress made on restructuring plans and loan concentrations in particular industries or corporate groups, and we also regularly assess the value of collateral and guarantees. However, depending on future trends in the domestic and global economic environment, the business environment in particular industries and other factors, the amount of our problem loans could increase significantly, including as a result of the deterioration in the credit profile of customers for which we are the primary bank lender, other major customers or customers belonging to industries to which we have significant credit exposure, and the value of collateral and guarantees could decline. In some cases, we may decide to subscribe to new equity issuances by customers if we deem it economically prudent. For example, in the fiscal year ended March 31, 2007, in connection with the worsening financial condition of a non-bank financial company customer due to changes in the regulatory environment of its industry, we incurred significant credit-related costs and impairment losses on preferred stock. We also subscribed to a new equity issuance by such customer in May 2007. Including with respect to such cases, there can be no assurance that credit-related and other costs will not increase in the future.

Our equity investment portfolio exposes us to market risks that could adversely affect our financial condition and results of operations.

We hold substantial investments in marketable equity securities, mainly common stock of Japanese listed companies. In recent years, we sold a portion of such investments, and we may make further sales in the future. However, significant declines in Japanese stock prices in the future would lead to unrealized losses, losses on impairment and losses from sales of equity securities which could have a material adverse effect on our financial condition and results of operations. In addition, 45% of unrealized gains on such investments, based on Japanese GAAP, is included within capital for purposes of the calculation of our capital adequacy ratios, and as a result, a decline in the value of such investments would negatively affect such ratios.

Changes in interest rates could adversely affect our financial condition and results of operations.

We hold a significant amount of bonds, consisting mostly of Japanese government bonds, primarily for the purpose of investment. As a result of such holdings, an increase in interest rates, primarily yen interest rates, could lead to unrealized losses of bonds or losses from sales of bonds. In addition, mainly due to differences in maturities between financial assets and liabilities, changes in interest rates could have an adverse effect on our average interest rate spread. We manage interest rate risk under our risk management policies, which provide for adjustments in the composition of our bond portfolio and the utilization of derivatives and other hedging methods

to reduce our exposure to interest rate risk. However, in the event of a significant increase in interest rates, including as a result of a change in Japanese monetary policy and market trends, our financial condition and results of operations could be materially and adversely affected.

Our financial condition and results of operations could be adversely affected by foreign exchange rate fluctuations.

A portion of our assets and liabilities is denominated in foreign currencies, mainly the U.S. dollar. The difference between the amount of assets and liabilities denominated in foreign currencies leads to foreign currency translation gains and losses in the event of fluctuations in foreign exchange rates. Although we hedge a portion of our exposure to foreign exchange rate fluctuation risk, our financial condition and results of operations could be materially and adversely affected if future foreign exchange rate fluctuations significantly exceed our expectations.

Our pension-related costs could increase as a result of revised assumptions or changes in our pension plans.

Our pension-related costs and projected benefit obligations are calculated based on assumptions regarding projected returns on pension plan assets and various actuarial assumptions relating to the plans. If actual results differ from our assumptions or we revise our assumptions in the future, due to changes in the interest rate environment or otherwise, our pension-related costs and projected benefit obligations could increase. In addition, any future changes to our pension plans could also lead to increases in our pension-related costs and projected benefit obligations.

Failure to maintain capital adequacy ratios above minimum required levels could result in restrictions on our business activities.

We endeavor to maintain sufficient levels of capital adequacy ratios taking into account our plans for investments in risk assets, the efficiency of our capital structure and other factors. However, our capital adequacy ratios could decline in the future if our financial condition deteriorates significantly, as a result of the materialization of any of the risks enumerated in these “Risk Factors” or other factors. If the capital adequacy ratios of us and our banking subsidiaries, which are calculated pursuant to standards set forth by Japan’s Financial Services Agency and based on Japanese GAAP, fall below specified levels, the Financial Services Agency could require us to take corrective actions, including, depending on the level of deficiency, submission of an improvement plan that would strengthen our capital base, a reduction of our total assets or a suspension of a portion of our business operations.

Our capital adequacy ratios could decline due to regulatory changes.

The Financial Services Agency’s rules concerning banks’ capital adequacy ratios are based upon the framework set by the Basel Committee on Banking Supervision. Pursuant to a recent revision to the framework by the Basel Committee the Financial Services Agency implemented new rules in March 2007 that reflect such revision. As a result of the new rules, our capital adequacy ratios could become subject to more volatility from year to year due for example to the requirement to apply variable risk weights according to the internal credit rating that we assign to each obligor.

In addition, beginning March 2006, the Financial Services Agency began to apply upper limits to the amount of net deferred tax assets for purposes of calculating capital adequacy ratios. Under the new regulation, the maximum amount of net deferred tax assets under Japanese GAAP that major Japanese banks, including bank holding companies, can record without diminishing the amount of Tier 1 capital for purposes of calculating capital adequacy ratios was reduced to 40% and 30% of Tier 1 capital as of March 31, 2006 and 2007, respectively, and will be further reduced to 20% as of March 31, 2008. As of March 31, 2007, our net deferred tax assets under Japanese GAAP on a consolidated basis were ¥170.8 billion, which was equivalent to 3.4% of Tier 1 capital.

The implementation of these and other new rules relating to capital adequacy ratios could have an adverse effect on our capital adequacy ratios and those of our banking subsidiaries.

Downgrades in our credit ratings could have negative effects on our funding costs and business operations.

Credit ratings are assigned to Mizuho Financial Group, our banking subsidiaries and a number of our other subsidiaries by major domestic and international credit rating agencies. The credit ratings are based on information furnished by us or obtained by the credit rating agencies from independent sources and are also influenced by credit ratings of Japanese government bonds and general views regarding the Japanese financial system as a whole. The credit ratings are subject to revision, suspension or withdrawal by the credit rating agencies at any time. A downgrade in our credit ratings could result in, among other things, the following:

- increased funding costs and other difficulties in raising funds;
- the need to provide additional collateral in connection with financial market transactions; and
- the termination or cancellation of existing agreements.

Our business will be adversely affected if we encounter difficulties in raising funds.

We rely principally on deposits and debentures as our funding sources. In addition, we also raise funds in the financial markets. Our efforts to maintain stable funding, such as setting maximum limits on financial market funding and monitoring our liquidity position to apply appropriate funding policies, may not be sufficient to prevent significant increases in our funding costs or cash flow problems if we encounter difficulties in attracting deposits or otherwise raising funds. Such difficulties could result, among other things, from any of the following:

- adverse developments with respect to our financial condition and results of operations;
- downgrading of our credit ratings or damage to our reputation; or
- a reduction in the size and liquidity of the debt markets due for example to a decline in the Japanese economy or concerns regarding the Japanese financial system.

We will be exposed to new or increased risks as we expand the range of our products and services.

We offer a broad range of financial services, including banking, securities, trust and other services. As the needs of our customers become more sophisticated and broader in scope, and as the Japanese financial industry continues to be deregulated, we have been entering into various new areas of business, including through business alliances, which expose us to new risks. In addition, risks related to our existing businesses could increase as in the case of the recent increase in Japan of ATM card-related fraud. While we have developed and intend to maintain risk management policies that we believe are appropriate to address such risks, if a risk materializes in a manner or to a degree outside of our expectations, our business, financial condition and results of operations could be materially and adversely affected.

We are subject to various laws and regulations, and violations could result in penalties and other regulatory actions.

Our business and employees in Japan are subject to various laws and regulations, including those applicable to financial institutions as well as general laws applicable to our business activities, and we are under the regulatory oversight of the Financial Services Agency. Our businesses outside of Japan are also subject to the laws and regulations of the jurisdictions in which they operate and are subject to oversight by the regulatory authorities of those jurisdictions. Our compliance and legal risk management structures are designed to prevent violations of such laws and regulations, but they may not be effective in preventing all future violations. For example, in August 2006, Mizuho Bank received a warning from the Japan Fair Trade Commission that the content relating to applicable interest rates on an advertisement for mortgage loans could be misleading and therefore could be in violation of a related law. In addition, there have recently been some cases in which other Japanese financial institutions have been the subject of regulatory actions in areas such as financial products sales and anti-money laundering practices. Future violations of laws and regulations could result in regulatory action and harm our reputation, and our business, financial condition and results of operations could be materially and adversely affected.

Employee errors and misconduct could subject us to losses and reputational harm.

Because we process a large number of transactions in a broad range of businesses, we are subject to the risk of various operational errors and misconduct, including those caused by employees. Our measures to reduce employee errors, including establishment of operational procedures, regular reviews regarding compliance with these procedures, employee training and automation of our operations, may not be effective in preventing all employee errors and misconduct. For example, Mizuho Securities Co., Ltd. incurred a loss of ¥40.7 billion and received a business improvement order from the Financial Services Agency as a result of an erroneous stock brokerage order by an employee in December 2005. Significant operational errors and misconduct in the future could result in losses, regulatory action or harm to our reputation.

Problems relating to our information technology systems could significantly disrupt our business operations.

We depend significantly on information technology systems with respect to almost all aspects of our business operations. Our information technology systems network, including those relating to bank accounting and cash settlement systems, interconnects our branches and other offices, our customers and various clearing and settlement systems located worldwide. Our efforts to sustain stable daily operations and development of contingency plans for unexpected events, including the implementation of backup and redundancy measures, may not be effective in preventing significant disruptions to our information technology systems caused by, among other things, human error, accidents, hacking, computer viruses and development and renewal of computer systems. In the event of any such disruption, our business, financial condition and results of operations could be materially and adversely affected due to disruptions in our business operations, liability to customers and others, regulatory actions or harm to our reputation.

Our reputation could be harmed and we may be subject to liabilities and regulatory actions if we are unable to protect personal and other confidential information.

We handle various confidential or non-public information, including those of our individual and corporate customers, in the ordinary course of our business. The information management policies we maintain and enforce to prevent information leaks and improper access to such information, including those designed to meet the strict requirements of the Personal Information Protection Act of Japan which became fully effective in April 2005, may not be effective in preventing all such problems. For example, a former employee of Mizuho Bank was arrested in February 2006 for allegedly leaking customer information, and Mizuho Bank received a business improvement order from the Financial Services Agency in connection with the leakage. Leakage of important information in the future could result in liabilities and regulatory actions and may also lead to significant harm to our reputation.

Our business would be harmed if we are unable to attract and retain skilled employees.

Many of our employees possess skills and expertise that are important to maintain our competitiveness and to operate our business efficiently. We may not be successful in attracting and retaining sufficient skilled employees through our hiring efforts and training programs aimed to maintain and enhance the skills and expertise of our employees, in which event our competitiveness and efficiency could be significantly impaired.

Transactions with counterparties in Iran and other countries designated by the U.S. Department of State as state sponsors of terrorism may lead some potential customers and investors to avoid doing business with us or investing in our securities

We engage in operations with entities in Iran and maintain a representative office in Iran. Such operations consist primarily of project financing as well as trade financing for general corporate purposes. The U.S. Department of State has designated Iran as a state sponsor of terrorism, and U.S. law generally prohibits U.S. persons from doing business with Iran. We do not believe our operations relating to Iran are material to our business, financial condition or results of operations. We maintain policies and procedures to ensure compliance with applicable Japanese and U.S. regulations.

We are aware of initiatives by U.S. governmental entities and U.S. institutional investors, such as pension funds, to adopt laws, regulations or policies prohibiting transactions with or investment in, or requiring divestment from, entities doing business with Iran and other countries identified as state sponsors of terrorism. It is possible that such initiatives may result in our being unable to retain or acquire entities that are subject to such prohibitions as customers or investors in our securities. In addition, depending on socio-political developments, our reputation may suffer due to our association with these countries. The above circumstances could have a significant adverse effect on our business or the price of our securities.

Our risk management policies and procedures may not adequately address unidentified or unanticipated risks.

We have devoted significant resources to strengthening our risk management policies and procedures and expect to continue to do so in the future. Despite this, and particularly in light of the rapid evolution of our operations, our policies and procedures designed to identify, monitor and manage risks may not be fully effective. Some of our methods of managing risks are based upon our use of observed historical market behavior. As a result, these methods may not accurately predict future risk exposures, which could be significantly greater than the historical measures indicate.

We may be adversely affected if economic conditions in Japan or elsewhere deteriorate.

We conduct business operations in Japan as well as overseas, including in the United States, Europe and Asia. If general economic conditions in Japan or other regions were to deteriorate, we could experience weakness in our business, as well as deterioration in the credit quality of our loan portfolios, which could adversely affect our financial condition and results of operations.

Amendments and other changes to the laws and regulations that are applicable to us could have an adverse effect on us.

We are subject to various laws and regulations in and outside of Japan, including those applicable to financial institutions as well as general laws applicable to our business activities. If the laws and regulations that are applicable to us are amended or otherwise changed, for example in a way that restricts us from engaging in business activities that we currently conduct, our business, financial condition and results of operations could be materially and adversely affected.

The market for financial services in Japan is increasingly competitive.

Ongoing deregulation in Japan has significantly lowered the barriers to entry with respect to the provision of banking, securities, trust and other financial services. While such deregulation has the effect of increasing our own business opportunities, it also allows other major financial groups, foreign financial institutions, non-bank finance companies, government-affiliated entities such as Japan Post and other financial services providers to enter into new business areas or expand existing businesses. As a result, competition in the financial services industry has been intensifying in recent years and could intensify further in the future. If we are unable to respond effectively to current or future competition, our business, financial condition and results of operations could be adversely affected.

Our business could be significantly disrupted due to natural disasters, accidents or other causes.

Our headquarters, branch offices, information technology centers, computer network connections and other facilities are subject to the risk of damage from natural disasters such as earthquakes and typhoons as well as from acts of terrorism and other criminal acts. Japan has historically been prone to major earthquakes. Our business, financial condition and results of operations could be adversely affected if our recovery efforts, including our implementation of contingency plans that we have developed, are not effective in preventing significant disruptions to our business operations caused by natural disasters and criminal acts.

Negative rumors about us could have an adverse effect on us.

Our business depends on maintaining the trust of depositors and other customers and market participants. Negative rumors about us, spread through media coverage, communications between market participants, Internet postings or otherwise, could lead to our customers and market participants believing factually incorrect information about us and harm our reputation. In the event we are unable to dispel such rumors or otherwise restore our reputation, we could lose new and existing customers in which case our business, financial condition and results of operations could be materially and adversely affected.

Our failure to establish, maintain and apply adequate internal control over financial reporting in a timely manner could negatively impact the price of our securities.

We are evaluating our internal controls over financial reporting to allow management to report on, and our independent registered public accounting firm to attest to, the effectiveness of our internal controls over financial reporting, as required by Section 404 of the Sarbanes-Oxley Act of 2002 and rules and regulations of the SEC promulgated pursuant thereto. These requirements will first apply to our annual report on Form 20-F for the fiscal year ending March 31, 2008. We are currently performing the system and process evaluation and testing in an effort to comply with the requirements. Although we plan to design enhanced processes and controls to address any issue that might be identified through our evaluation and testing, we cannot assure that we will be able to do so in a timely manner. If we fail to do so, our management may not be able to conclude that we have effective internal controls. Furthermore, even if our management concludes that our internal controls are effective, our independent registered public accounting firm may still be unable to issue a report that concludes that our internal controls over financial reporting are effective. In either case, we may lose investor confidence in the reliability of our financial statements, which in turn could negatively impact the price of our securities.

Risks Related to Owning Our Shares

Rights of shareholders under Japanese law may be more limited than under the law of other jurisdictions.

Our articles of incorporation, our regulations of board of directors and Japan's Company Law govern our corporate affairs. Legal principles relating to such matters as the validity of corporate procedures, directors' and officers' fiduciary duties and shareholders' rights may be different from or less clearly defined than those that would apply if we were incorporated in another jurisdiction. For example, under the Company Law, only holders of 3% or more of the total voting rights or total outstanding shares are entitled to examine our accounting books and records. Shareholders' rights under Japanese law may not be as extensive as shareholders' rights under the law of jurisdictions within the United States or other countries. For more information on the rights of shareholders under Japanese law, see "Item 10.B. Additional Information—Memorandum and Articles of Association."

It may not be possible for investors to effect service of process within the United States upon us or our directors, senior management or corporate auditors, or to enforce against us or those persons judgments obtained in U.S. courts predicated upon the civil liability provisions of the federal securities laws of the United States.

We are a joint stock corporation incorporated under the laws of Japan. Almost all of our directors, senior management and corporate auditors reside outside the United States. Many of the assets of us and these persons are located in Japan and elsewhere outside the United States. It may not be possible, therefore, for U.S. investors to effect service of process within the United States upon us or these persons or to enforce, against us or these persons, judgments obtained in the U.S. courts predicated upon the civil liability provisions of the federal securities laws of the United States. We believe that there is doubt as to the enforceability in Japan, in original actions or in actions to enforce judgments of U.S. courts, of claims predicated solely upon the federal securities laws of the United States.

Risks Related to Owning Our ADSs

As a holder of ADSs, you have fewer rights than a shareholder and you must act through the depositary to exercise these rights.

The rights of our shareholders under Japanese law to take actions such as voting their shares, receiving dividends and distributions, bringing derivative actions, examining our accounting books and records and exercising appraisal rights are available only to shareholders of record. Because the depositary, through its custodian, is the record holder of the shares underlying the ADSs, a holder of ADSs may not be entitled to the same rights as a shareholder. In your capacity as an ADS holder, you are not able to bring a derivative action, examine our accounting books and records or exercise appraisal rights, except through the depositary.

Foreign exchange rate fluctuations may affect the U.S. dollar value of our ADSs and dividends payable to holders of our ADSs.

Market prices for our ADSs may fall if the value of the yen declines against the U.S. dollar. In addition, the U.S. dollar amount of cash dividends and other cash payments made to holders of our ADSs would be reduced if the value of the yen declines against the U.S. dollar.

ITEM 4. INFORMATION ON THE COMPANY

4.A. History and Development of the Company

The Mizuho Group

The Mizuho group was created on September 29, 2000 through the establishment of Mizuho Holdings, Inc. as a holding company of our three predecessor banks, The Dai-Ichi Kangyo Bank, The Fuji Bank and The Industrial Bank of Japan. On October 1, 2000, the respective securities subsidiaries of the predecessor banks merged to form Mizuho Securities, and the respective trust bank subsidiaries merged on the same date to form Mizuho Trust & Banking.

A further major step in the Mizuho group's development occurred in April 2002 when the operations of our three predecessor banks were realigned through a corporate split and merger process under Japanese law into a wholesale banking subsidiary, Mizuho Corporate Bank, and a banking subsidiary serving primarily retail and small and medium-sized enterprise customers, Mizuho Bank. As an additional step for realigning the group structure, Mizuho Financial Group was established on January 8, 2003 as a corporation organized under the laws of Japan, and on March 12, 2003, it became the holding company for the Mizuho group through a stock-for-stock exchange with Mizuho Holdings, which became an intermediate holding company focused on management of the Mizuho group's banking and securities businesses. The legal and commercial name of the company is Mizuho Financial Group, Inc.

In May 2003, we initiated a project to promote early corporate revitalization of customers in need of revitalization or restructuring and to separate the oversight of restructuring borrowers from the normal credit origination function. In July 2003, our three principal banking subsidiaries, Mizuho Corporate Bank, Mizuho Bank and Mizuho Trust & Banking each transferred loans, equity securities and other claims outstanding relating to approximately 950 companies to new subsidiaries that they formed. In October 2005, based on the significant reduction in the balance of impaired loans held by these new subsidiaries, which we call the "revitalization subsidiaries," we deemed the corporate revitalization project to be complete, and each of the revitalization subsidiaries was merged into its respective banking subsidiary parent.

As part of our "Channel to Discovery" strategic plan, we realigned our entire business operations into a Global Corporate Group, Global Retail Group and Global Asset and Wealth Management Group in the fiscal year ended March 31, 2006. In October 2005, in connection with this realignment, we established Mizuho Private Wealth Management Co., Ltd., a private banking subsidiary, and converted Mizuho Holdings on October 1, 2005 from an intermediate holding company into Mizuho Financial Strategy Co., Ltd., an advisory company that provides advisory services to financial institutions.

In March 2007, Mizuho Securities and Shinko Securities Co., Ltd. entered into a merger agreement. The merger is subject to approval from the relevant authorities, and the expected merger date is January 1, 2008. We determined it necessary to restructure our securities business to enable us to offer competitive cutting-edge financial services on a global basis and believe that the merger will integrate the strengths of the two companies.

Principal Capital Expenditures and Divestitures

In May 2005, Mizuho Financial Group established a trust, with our subsidiary, Trust & Custody Services Bank, Ltd., as trustee, to sell gradually 250 million shares of common stock it held in Mizuho Trust & Banking, equaling 4.98% of the then-outstanding shares of common stock of Mizuho Trust & Banking, at prevailing prices of such shares on the Tokyo Stock Exchange. The trust was terminated in September 2005 after completing the sale of all such shares.

In October 2005, UC Card Co., Ltd., our credit card subsidiary, conducted a corporate split to separate its credit card issuance business from its merchant acquisition and processing businesses. Following the corporate split, we sold the credit card issuance business to Credit Saison Co., Ltd. for ¥27.5 billion in connection with our alliance with Credit Saison relating to the credit card business. In January 2007, Mizuho Bank purchased 4,683,700 shares of common stock of Credit Saison, resulting in Mizuho Bank owning 2.81% of the total outstanding shares of common stock of Credit Saison as of March 31, 2007 in furtherance of our aim to promote our alliance with Credit Saison.

Other Information

Our registered address is 5-5, Otemachi 1-chome, Chiyoda-ku, Tokyo 100-0004, Japan, and our telephone number is 81-3-5224-1111.

4.B. Business Overview

General

We offer a variety of financial services, including banking, securities, trust and asset management services.

Mizuho Bank, our retail banking subsidiary, as of March 31, 2007 had approximately 25 million individual deposit accounts and made loans to approximately 100,000 small and medium-sized enterprises, or SMEs, and middle-market corporations. Customers of Mizuho Corporate Bank, our wholesale banking subsidiary, include large Japanese corporations such as corporations listed on Japanese stock exchanges, financial institutions, public sector entities and foreign corporations, including foreign subsidiaries of Japanese corporations. Our large Japanese corporate customers include approximately 70% of all companies listed on the Tokyo, Osaka and Nagoya stock exchanges. In our business model, we have established a group structure based on customer segmentation and business function to enhance our ability to respond to our customers' various needs.

Channel to Discovery Plan

In April 2005, we launched our new business strategy called the "Channel to Discovery" Plan. We continue to implement our Business Portfolio Strategy and Corporate Management Strategy developed under this plan to enhance our position as a global financial group.

Our Business Portfolio Strategy

We realigned our businesses into the following three Global Groups based on our customers' needs: the Global Corporate Group; the Global Retail Group; and the Global Asset & Wealth Management Group. We strive to continue enhancing our profitability by leveraging the respective strengths of our Global Groups. The following summarizes the business activities of each of our three Global Groups:

- The Global Corporate Group provides sophisticated banking and securities products and services that meet the various needs of large corporations and other customers in and outside of Japan, utilizing our comprehensive financial expertise.
- The Global Retail Group provides a wide range of financial products and services, including those provided through collaborations with leading domestic and international companies, that meet the diverse needs of individuals, SMEs, and middle-market corporations in Japan.
- The Global Asset & Wealth Management Group provides trust, custody and private banking products and services that meet the diversified and sophisticated needs of our customers.

Specific initiatives that we implemented in pursuing our Business Portfolio Strategy include the following:

- We established Mizuho Private Wealth Management, a private banking subsidiary, in October 2005.
- We reorganized our business structure in October 2005 to make each of our two strategic retail subsidiaries, UC Card, our credit card subsidiary, and Mizuho Capital Co., Ltd., our venture capital subsidiary, a direct subsidiary of Mizuho Bank.
- Mizuho Bank began collaborating with Wachovia Bank N.A. and Wells Fargo Bank N.A. in April 2005 in areas such as mutual referral of customers, cash management products, trade finance and sales of investment trust products in Japan. Mizuho Bank and Wachovia also maintain mutual links to each other's website.

- Mizuho Trust & Banking and Mizuho Bank began collaborating with The Bank of New York in April 2005 in areas including offering investment strategies to customers, such as Japanese corporate pension funds, utilizing The Bank of New York group's alternative investment capabilities, sales of an investment trust that utilizes the Bank of New York group's asset management capabilities and the respective global custody businesses of the parties.
- We reorganized Mizuho Holdings in October 2005 into a new advisory company, Mizuho Financial Strategy, which provides advisory services to financial institutions.
- In October 2005, we merged our four consolidated subsidiaries that specialized in borrower revitalization, or our revitalization subsidiaries, into their respective principal banking subsidiary parent, with the completion of their assigned roles.

Our Corporate Management Strategy

We are implementing the following measures in connection with our Corporate Management Strategy:

- *List on the New York Stock Exchange.* In November 2006, we listed American Depositary Receipts representing interests in our shares on the New York Stock Exchange with an aim to enhance investor confidence through improved transparency with respect to our corporate disclosure and corporate governance.
- *Corporate social responsibility or CSR activities.* We are enhancing our CSR activities on a group-wide basis with an emphasis on promotion of environmental conservation and support of financial education. We established a CSR committee in May 2005 to enhance our CSR activities on a group-wide basis. We also began publishing an annual CSR report in February 2006 to promote communication with our stakeholders. In addition, to support financial education, we sponsor academic courses in some universities at which our employees offer lectures. We also began a joint research program in April 2006 with Tokyo Gakugei University regarding financial education in schools. Furthermore, at Mizuho Corporate Bank we recently re-adopted a stricter, revised version of the Equator Principles, which are voluntary international self-regulatory guidelines relating to the financing of large-scale development projects. These guidelines will help us better assess and evaluate social and environmental impacts of project finance in which we are involved.
- *Brand Strategy.* We are pursuing our corporate branding strategy based on the slogan "Channel to Discovery." We are determined to be "a financial partner that helps customers shape their future and achieve their dreams" by sharing within the Mizuho group three key concepts, "enterprising," "open" and "leading-edge," that we believe reflect our strengths and challenges.

Group Operations

The Global Corporate Group

Mizuho Corporate Bank

Mizuho Corporate Bank provides various sophisticated financial services to large Japanese corporations such as corporations listed on Japanese stock exchanges and their affiliates, financial institutions, public sector entities and foreign corporations, including foreign subsidiaries of Japanese corporations. We meet the needs of our customers by utilizing our strengths such as our broad customer base, comprehensive financial expertise and international office network which covers major cities in and outside Japan.

Mizuho Corporate Bank engages in customer relationship management through its Global RM Group, while individual financial products and services are developed and provided by the Global Investment Banking Group, the Global Transaction Banking Unit and the Global Markets Unit and the Global Alternative Investment Unit. We offer innovative financial products and services to our customers by integrating these two functions. In addition, the Global Portfolio Management Unit actively manages credit risk.

Global RM Group

The Global RM group is divided into the following three business units based on customer segment:

- the Corporate Banking Unit;
- the Financial Institutions & Public Sector Business Unit; and
- the International Banking Unit.

The units serve as our contact point with our customers such as large corporations, financial institutions and public sector entities in and outside Japan.

Corporate Banking Unit

The Corporate Banking Unit engages in relationship management for large Japanese corporations and their affiliates.

In this area, we offer financial products and services on a global basis by utilizing the expertise of our group companies to meet the increasingly diverse and sophisticated needs of our customers. For example, we make proposals related to mergers and acquisitions and business restructuring of our customers in cooperation with sections specializing in those businesses. We also offer suitable financing and optimal solutions for our customers by enhancing cooperation with our group companies including Mizuho Bank, Mizuho Securities and Mizuho Trust & Banking.

Financial Institutions & Public Sector Business Unit

The Financial Institutions & Public Sector Business Unit engages in relationship management for Japanese financial institutions and public sector entities. The unit also engages in businesses related to bonds issued by corporations, financial institutions and public sector entities.

For financial institution customers, we offer various products and services that enhance their investment capabilities, facilitate the restructuring of their loan portfolio and address the managerial and strategic issues that they face by utilizing our expertise.

We provide Japanese public sector entities with various financing alternatives such as syndicated loans and securitization transactions as well as advisory services related to managerial issues arising from, among others, reforms related to public sector entities and government investment and loan programs.

Regarding our bond-related businesses, we support our customers' financing needs by underwriting bonds issued by public sector entities and working as the commissioned bank or fiscal agent for bonds issued by corporations, financial institutions and public sector entities.

International Banking Unit

The International Banking Unit engages in relationship management for foreign corporations, including foreign subsidiaries of Japanese corporations.

We support our Japanese customers to expand their foreign operations, utilizing our financial expertise as well as alliances with foreign financial institutions. In particular, we are promoting the support of our Japanese corporate customers in connection with their entry into the Chinese market by offering advisory and other services. We also actively provide financial services to foreign corporations that are not affiliated with Japanese corporations through our global network.

In addition, we endeavor to meet the diverse needs of our overseas customers with respect to, among others, management buy-outs, project finance and trade finance. We also promote our asset management businesses, including the establishment of investment funds and management of collateralized debt obligations.

We are currently strengthening our international network by establishing new branches and offices or through the utilization of alliances with or investments in foreign financial institutions mainly to help enhance our medium-term profitability and strengthen our capability to support Japanese customers. For example, we opened branches in New Delhi, India in May 2006, Wuxi, China in June 2006. Mizuho Corporate Bank Nederland N.V., a subsidiary of Mizuho Corporate Bank, opened a branch in Brussels, Belgium in July 2006. In addition, we opened a branch in Ho Chi Minh City, Vietnam in October 2006, representative office of our New York Branch in Sao Paulo, Brazil in February 2007, a representative office in Moscow, Russia in March 2007, a branch in Milan, Italy in April 2007, a representative office of our New York Branch in Mexico in May 2007 and a branch in Dubai in June 2007. Also, in October 2006, we agreed with The Michinoku Bank, Ltd. to acquire all of the outstanding shares of its Russian subsidiary, The Michinoku Bank (Moscow) Ltd. We established Mizuho Corporate Bank (China), Ltd. in June 2007, and we transferred the businesses of our branches in Shanghai, Shenzhen, Dalian, Beijing and Wuxi to the new company. In addition, we opened a branch in Tianjin, China in July 2007 as a branch of Mizuho Corporate Bank (China).

In December 2006, Mizuho Financial Group and Mizuho Corporate Bank obtained Financial Holding Company status from the U.S. regulatory authorities, thereby enabling our securities company subsidiary in the United States to engage in comprehensive investment banking businesses, such as the underwriting and dealing of corporate bonds, equities and other types of securities. Going forward, we plan to promote our full line of financial services through a collaboration between our banking and securities operations of U.S. subsidiaries.

Global Investment Banking Group

The Global Investment Banking Group consists of two units, the Global Syndicated Finance Unit and the Global Financial Products Unit. We provide our customers with sophisticated financial solutions by integrating the functions of the two units.

Global Syndicated Finance Unit

The Global Syndicated Finance Unit engages in the loan syndication business.

We offer syndicated loan services to meet the various financing needs of our customers, and we aim to help grow the Japanese syndicated loan market as a leader in this market. During the fiscal year ended March 31, 2007, our group arranged, based on amount of principal, approximately 33% of all syndicated loans arranged in Japan. Mizuho Corporate Bank is arranging new types of syndicated loans such as those related to mergers and acquisitions and corporate reorganizations.

Geographically, we maintain staff at branches and offices in Asia, the United States and Europe to promote our syndicated loan business on a global basis. For example, we arrange syndicated loans in Japan for foreign corporations and sell syndicated loans arranged in overseas markets to Japanese investors.

We also conduct activities to help grow the Japanese secondary loan market, including by exchanging our loan portfolio with those of other financial institutions, broadening the investor base and enhancing our relationships with regional financial institutions. In the fiscal year ended March 31, 2007, Mizuho Corporate Bank engaged in loan trading of more than ¥1 trillion.

Global Financial Products Unit

The Global Financial Products Unit engages in structured finance, leveraged finance, real estate finance and project finance businesses.

We are strengthening our origination functions and expanding our range of products and services through cooperation with the Global Syndicated Finance Unit and our group companies, including Mizuho Securities, Mizuho Corporate Advisory Co., Ltd. and Mizuho Capital Partners Co., Ltd.

Global Transaction Banking Unit

The Global Transaction Banking Unit engages in businesses related to cash management, custody, foreign exchange, trade finance and pension-related services. With respect to Internet-related services, we provide online solutions such as domestic and global cash management services to our customers.

We also promote yen settlement and clearing services, continuous linked settlement services, custody services and outsourced securities settlement services.

We offer foreign exchange and trade finance products and services in cooperation with our overseas branches and offices.

We provide customers of our pension-related services with pension plan proposals relating mainly to defined contribution plans by cooperating with Mizuho Trust & Banking and other group companies. Mizuho Corporate Bank also sells trust products as an agent of Mizuho Trust & Banking.

Global Markets Unit

The Global Markets Unit engages in the business of providing investments in, and sales and trading of, financial products related to, among others, interest rates, foreign exchange, credit, equity and commodities.

We continue to enhance the sophistication of our portfolio management methods and diversify our investments by investing in alternative funds and credit-related products such as corporate bonds and credit derivatives.

Global Alternative Investment Unit

The Global Alternative Investment Unit engages in the alternative asset management business, including offering structured credit products, such as collateralized debt obligations and sophisticated investment products such as hedge funds, to institutional investors.

In April 2007, we established an alternative investment management company in the United States. Going forward, we plan to continue to strengthen our network of operations in America, Europe and Asia, including through the establishment of an alternative investment management company in Tokyo, in order to enhance access to global money flows and offer more sophisticated investing opportunities.

Global Portfolio Management Unit

The Global Portfolio Management Unit manages our various portfolios, mainly our loan portfolio. We actively manage credit and other risks through diversification and enhancement of our operations, including use of credit derivatives that can contribute to the reduction of credit risk concentration and enhancement of portfolio value and strengthen our strategic risk-taking capabilities.

Mizuho Securities

Mizuho Securities provides securities services mainly to Japanese and foreign institutional investors, corporations, financial institutions and public sector entities. Our goal is to become a market leader in the Japanese investment banking industry by providing products and services that best satisfy the diverse needs of our customers. Mizuho Securities pursues group synergies by cooperating with other group companies such as Mizuho Corporate Bank.

We maintain securities subsidiaries in major international financial centers such as London, New York, Hong Kong and Zurich to satisfy the needs of global institutional investors.

Mizuho Securities and Shinko Securities Co., Ltd. are planning to merge in January 2008, subject to regulatory approval. The merged entity will aim to offer competitive cutting-edge financial services on a global basis through the combining of Mizuho Securities' global investment banking business platform and Shinko Securities' client base and business network as a full-service securities company covering all of Japan. When calculated based on the share ownership of the related entities as of March 31, 2007, and including treasury stock in the denominator only, our expected ownership percentage of the merged entity would be approximately 58%.

Equity Underwriting and Trading Business

We are endeavoring to strengthen our equity underwriting business by making proposals related to, among other things, new issuance of stock or convertible bonds. We are also strengthening our capability to meet the investment needs of global institutional investors through our equity trading business.

Bond Underwriting and Trading Business

We provide bond underwriting services to issuers, including Japanese corporations and public sector entities, as a leading underwriter in the Japanese market. We also endeavor to maintain our leading position in the secondary bond market by expanding our customer base and enhancing our ability to manage bond trading positions.

Investment Banking Business

In this business, we actively provide proposals regarding mergers and acquisitions or structured finance transactions by anticipating the financial needs of our customers.

Global Retail Group

Mizuho Bank

Mizuho Bank provides financial services mainly to individual customers, SMEs, middle-market corporations and local governmental entities in Japan. In addition to our broad customer base, we maintain one of the largest branch and ATM networks in Japan and a broad range of Internet banking services.

Mizuho Bank has the following five principal business groups:

- the Consumer and Private Banking Group;
- the Corporate Banking Group;
- the Public Sector Banking Group;
- the Trading and ALM Group; and
- the Business Development Group.

Consumer and Private Banking Group

The Consumer and Private Banking Group offers a broad range of financial products and services to individual customers, including various types of loans and deposits as well as consulting and credit card services.

We are enhancing our relationship marketing efforts by offering products and services that meet the diverse needs of our customers, establishing convenient access points for customers and providing specialized consulting services by utilizing the comprehensive expertise of our group companies.

We provide specialized consulting services mainly to targeted customers who have financial assets of more than ¥10 million with us, of which there were approximately 900,000 as of March 31, 2007. For example, we have increased the number of financial consultants to approximately 2,300, as of March 31, 2007, that make proposals regarding investments such as investment trusts, foreign currency deposits, individual annuities and

Japanese government bonds sold to individual customers. Our goal is to increase the number of our financial consultants to 3,000 over time. We have expanded “Premium Salons,” a designated space for private consultations with customers, at 250 branches, as of March 31, 2007. We have also developed a database of our individual customers, which we call “Relationship Marketing Database,” to assist our consulting staff in marketing financial products that are most suitable for the specific customer. For customers with financial assets of more than ¥100 million with us, we offer private banking services by specialized private bankers. In addition, we also meet our customers’ one-stop shopping needs for banking, trust and securities services by operating securities consulting booths, which we call “Planet Booths,” to offer the services of Mizuho Investors Securities Co., Ltd. in the lobbies of 100 branches and offices as of March 31, 2007 and by selling trust products at all Mizuho Bank branches as agents of Mizuho Trust & Banking. We began offering separately managed accounts, also called wrap accounts, under which customers’ financial assets are managed on a discretionary basis, of Shinko Securities Co., Ltd., in May 2006 and of Mizuho Investors Securities in October 2006 as their sales agent.

In our housing loan business, we have reconfigured our credit screening process to reduce our response time to our potential customers. We also offer various products, such as “Flat 35,” a housing loan product with a 35 year fixed rate offered in cooperation with and securitized by the Japan Housing Finance Agency. In addition, we have expanded the number of our housing loan centers which promote our housing loans through ties with real estate developers and brokers.

With respect to unsecured loan products, we cooperate with Orient Corporation to develop unsecured loan products such as “Captive Loans,” installment loans for shopping guaranteed by Orient Corporation, and card loans. We also endeavor to enhance our retail loan business through our corporate customer base by, for example, offering our products and services to employees of our corporate customers, including those of Mizuho Corporate Bank.

We offer Mizuho Mileage Club, a membership service through which members can receive benefits depending on the level of business relationship with Mizuho Bank and accumulate points when they use credit cards and conduct other transactions with Mizuho Bank. As of March 31, 2007, we had approximately 3.27 million members. We issue to Mizuho Mileage Club members ATM cards with credit card functions called the Mizuho Mileage Club Card, which we issue under the UC (MasterCard) brand and Saison (VISA, JCB or AMEX) brand. In October 2005, we also consolidated the credit card issuance business of UC Card into Credit Saison in order to strengthen our credit card business. We plan to conduct a full-scale integration and realignment of our credit card operations, including the establishment of a third-party credit card processing company. In furtherance of our aim to promote our alliance with Credit Saison, in January 2007, Mizuho Bank purchased 4,683,700 shares of common stock of Credit Saison, resulting in Mizuho Bank and Mizuho Corporate Bank together owning 5.3% of the total outstanding shares of Credit Saison’s common stock as of January 31, 2007. In addition, we offer the Mizuho Suica Card, an ATM card with credit card, train ticket and electronic money functions in alliance with East Japan Railway Company.

As of March 31, 2007, we had 378 staffed branches throughout Japan, including 42 “Mizuho Personal Squares” which are branches that are designed to focus on serving individual customers. We will continue to expand our convenient and efficient points of contact for individual customers by enhancing our Mizuho Personal Square network. We also plan to establish 100 new retail-only branches, including through the conversion of sub-branches into branches, and we plan to promote the cooperation between full-service branches and retail-only branches through a framework we call the “Area Branch System.” In addition, we will expand our ATM network and enhance our Internet banking, telephone banking and mobile-phone banking systems, introduce a credit card settlement service that utilizes mobile phones, introduce a finger vein pattern authentication system to improve the security of ATM transactions and strengthen marketing through call centers.

Corporate Banking Group

The Corporate Banking Group provides products and services mainly to SMEs and middle-market corporations.

We provide our customers with suitable financing arrangements together with sophisticated advisory and other services to meet customer needs.

Our marketing efforts for loans products include the allocation of dedicated staff at branches to engage in finding new customers, applying different marketing strategies for different customer segments based on the size of the customers' annual sales, developing new strategic loan products and establishing approximately 100 "Mizuho Business Financial Centers" which primarily engage in loans to smaller enterprises based on interest rates commensurate with each borrower's risk profile.

We offer our SME and middle-market corporation customers syndicated loans, advisory services related to overseas expansions, mergers and acquisitions-related services, trade finance, securities products acting as sales agent for securities companies, services related to defined contribution pension plans and support for start-up companies in cooperation with Mizuho Capital. We call our provision of these services our "solutions business."

Public Sector Banking Group

The Public Sector Banking Group provides comprehensive financial services to meet the various needs of local governmental entities and other public sector entities, including services related to bank and capital markets financing to diversify their funding sources and various investment products and advisory services related to organizational restructuring and streamlining. We will continue to promote business with local governmental entities through our network of branches and offices.

Trading and ALM Group

The Trading and ALM Group engages in investing in, and sales and trading of, financial instruments related to, among others, interest rates, foreign exchange and securities, including derivative instruments. We are increasing and diversifying our various investing activities, including investments in corporate bonds and securitized products, while strengthening our risk management capabilities.

Business Development Group

Securities and Trust Division

The Securities and Trust Division offers services related to capital markets financing such as the issuance of corporate bonds and markets its services by anticipating the financial needs of our customers. In cooperation with group securities companies, including Mizuho Investors Securities, we endeavor to satisfy the investment and financing needs of SMEs and middle-market corporations and the investment needs of individuals. As the sales agent of Mizuho Trust & Banking, we also satisfy various needs of our corporate and individual customers through providing a variety of trust products.

e-business Development Division

The e-business Development Division provides products and services related to information technology such as offering cash management services and developing IC cards.

"Takarakuji" Lottery Division

The Takarakuji Lottery Division engages in the business of acting as an administrative bank for the Takarakuji lottery, the principal public lottery program in Japan.

Mizuho Investors Securities

Mizuho Investors Securities is our securities company subsidiary that focuses on the needs of mainly individual customers, SMEs and middle-market corporations. We offer securities services that meet the diverse needs of our customers through a network of Planet Booths in 100 Mizuho Bank branches as of March 31, 2007,

and we aim to expand coordinated sales channels going forward. Some of the services and products of Mizuho Investors Securities are offered through Mizuho Bank as sales agent. In addition, we continue to enhance cooperation with other group companies. For example, we provide underwriting and other services in connection with initial public offerings by Mizuho Bank's customers, while Mizuho Trust & Banking may act as stock transfer agent for issuers.

Global Asset and Wealth Management Group

Mizuho Trust & Banking

Mizuho Trust & Banking is a trust bank that provides customers with various financial services, including mainly trust services such as money trusts and pension trusts. We offer these trust-related products and consulting services in cooperation with our group companies. For example, Mizuho Bank and Mizuho Corporate Bank act as sales agents with respect to the products and services of Mizuho Trust & Banking.

Trust and Asset Management Business

In this area, we provide services related to money trusts, pension trusts, investment management, real estate transactions, securitization, stock transfer agent business, testamentary trusts and others.

We have been introducing various new types of trust products and services by anticipating customers' needs and based on the deregulation of the Japanese trust industry. We aim to continue strengthening business collaborations with group companies to pursue synergies and enhancing consulting services to our customers.

Banking Business

We provide financing such as non-recourse real estate loans and loans to finance the construction of apartment buildings.

Mizuho Private Wealth Management

Mizuho Private Wealth Management offers comprehensive and integrated private banking services to meet the various financial and non-financial needs of our customers.

Trust & Custody Services Bank

Trust & Custody Services Bank provides financial institutions and institutional investors with trust and custody services and outsourcing services for securities custody. In addition, we offer account management services developed in response to reforms in the Japanese securities settlement systems and securities lending services to meet customer needs.

Asset Management Companies

In July 2007, Dai-Ichi Kangyo Asset Management Co., Ltd. and Fuji Investment Management Co., Ltd. merged to form Mizuho Asset Management Co., Ltd. to consolidate their respective business platforms and accumulated know-how.

Our asset management companies, Mizuho Asset Management and DLIBJ Asset Management Co., Ltd. (an equity-method affiliate of ours), provide investment management services for our group companies and customers. Each company offers a variety of investment trust products that meet the increasingly sophisticated and diverse needs of our customers.

Others

Mizuho Information & Research Institute Inc.

Mizuho Information & Research Institute mainly provides our corporate customers with the following three services:

- system integration services;
- outsourcing services that support the operation of information technology systems of our customers; and
- consulting services related to, among others, environmental issues.

We are able to provide customers with a combination of the above services to meet their respective needs.

Mizuho Research Institute Ltd.

Mizuho Research Institute offers information and services mainly to corporations, financial institutions and public sector entities to meet their increasingly diverse and sophisticated needs by integrating its research, funded research and membership services that provide various information related to, among others, managerial and economic issues.

Mizuho Financial Strategy

Mizuho Financial Strategy engages in advisory services for financial institutions regarding their management and revitalization of their borrowers.

Competition

During the past several years, competition in the Japanese financial market has increased as the Japanese government has enhanced deregulation, such as reducing the separation of banking, securities and insurance businesses and promoting new entry into the financial businesses.

Our major competitors in Japan include:

- Japan's other major banking groups: Mitsubishi UFJ Financial Group and Sumitomo Mitsui Financial Group.
- Other banking institutions: These include city banks, trust banks, regional banks, *shinkin* banks (or credit associations), credit cooperatives, agricultural cooperatives, foreign banks and retail-oriented online banks.
- Securities companies and investment banks: These include both domestic securities companies and the Japanese affiliates of global investment banks.
- Government financial institutions: These include Japan Post and the Development Bank of Japan.
- Non-bank finance companies: These include credit card issuers, installment shopping credit companies and other non-bank finance companies.
- Other financial services providers: We also compete with private equity funds and other types of investors.

In global markets, we face competition with other commercial banks and other financial institutions, particularly major global banks and the leading domestic banks in those financial markets outside Japan in which we conduct business.

Japanese Banking Industry

Private banking institutions in Japan are normally classified into two categories: (i) ordinary banks, of which there were 126 as of April 2, 2007, not including foreign commercial banks with banking operations in Japan; and (ii) trust banks, of which there were 21 as of April 2, 2007, including Japanese subsidiaries of foreign financial institutions and subsidiaries of Japanese financial institutions.

Ordinary banks consist mainly of city banks and regional banks. City banks and regional banks are distinguished on the basis of the location of their head office as well as the size and scope of their operations. The term “city bank” is usually used to refer to five such ordinary banks, including Mizuho Corporate Bank and Mizuho Bank. As of April 2, 2007, there were 111 regional banks, including member banks of the Second Association of Regional Banks that were formerly counted among the mutual loan and savings banks.

The city banks are generally considered to be the largest and most influential group of banks in Japan. Generally, these banks are based in large cities, such as Tokyo, Osaka and Nagoya, and operate domestically on a nation-wide scale through networks of branch offices. City banks have strong links with large corporate customers, including the major industrial companies in Japan. In light of deregulation and other competitive factors, however, many of these banks have placed increasing emphasis on other markets, including small and medium-sized enterprise and retail banking, international operations and, more recently, investment banking and related services.

The regional banks tend to be much smaller in terms of total assets than the city banks. Most of the regional banks are based in one of the prefectures of Japan and may extend their operations to neighboring prefectures. Their customers are mostly regional enterprises and local public utilities, although the regional banks also lend to large corporations.

As of April 2, 2007, there are 65 foreign banks operating banking businesses in Japan. These banks are subject to a statutory framework similar to the regulations applicable to Japanese domestic banks. Their principal sources of funds come from their overseas head offices or other branches.

New retail-oriented banks have emerged in recent years, including Internet banks and banks specializing in placing their ATMs in convenience stores and supermarkets without maintaining a branch network.

Trust banks, including Mizuho Trust & Banking, are engaged in trust services in relation to, among others, money trust, pension trust and real estate trust services, in addition to banking business.

A number of government financial institutions have been organized in order to supplement the activities of the private banking institutions. These corporations are government-owned and operate under its supervision through senior officials appointed by the government. Their funds are provided mainly by government sources. Among them are: The Development Bank of Japan, The Japan Bank for International Cooperation, Japan Finance Corporation for Small and Medium Enterprise, and the Agriculture, Forestry and Fisheries Finance Corporation. The Development Bank of Japan will be privatized, and other institutions, including Japan Bank for International Cooperation, Japan Finance Corporation for Small and Medium Enterprise and Agriculture, Forestry and Fisheries Finance Corporation, will be consolidated. Japan Housing Finance Agency supports housing loans of private institutions through the securitization of such loans.

Another distinctive element of the Japanese banking system is the role of the postal savings system. Postal savings deposits are gathered through the network of post offices scattered throughout Japan operated by Japan Post, a Japanese government entity. The system offers various types of deposits, at interest rates that are set in accordance with a policy approved by the Minister of Internal Affairs and Communications with some reference to the market-based interest rates of private-sector banks. As of March 31, 2007, the balance of deposits with Japan Post was approximately ¥186 trillion. Based on legislation enacted in October 2005, Japan Post is scheduled to be transformed into a joint stock corporation holding four operating companies in October 2007 with privatization of banking and insurance subsidiaries to be completed within a ten-year transitional period.

Supervision and Regulation

Japan

Pursuant to the Banking Law (*Ginko Hou*) (Law No. 59 of 1981, as amended), the Prime Minister of Japan has authority to supervise banks in Japan and delegates certain supervisory control over banks in Japan to the Commissioner of the Financial Services Agency. The Bank of Japan also has supervisory authority over banks in Japan, based primarily on its contractual agreements and transactions with the banks.

Financial Services Agency

Although the Prime Minister has supervisory authority over banks in Japan, except for matters prescribed by government order, this authority is generally entrusted to the Commissioner of the Financial Services Agency. Additionally, the position of Minister for Financial Services was established by the Cabinet to direct the Commissioner of the Financial Services Agency and to support the Prime Minister.

Under the Banking Law, the Prime Minister's authority over banks and bank holding companies in Japan extends to various areas, including granting and cancellation of licenses, ordering the suspension of business in whole or in part and requiring submission of business reports or materials. Under the prompt corrective action system, the Financial Services Agency, acting on behalf of the Prime Minister, may take corrective action in the case of capital deterioration of banks, their subsidiaries and companies having special relationships prescribed by the cabinet order. These actions include requiring a financial institution to formulate and implement reform measures, requiring it to reduce assets or take other specific actions and issuing an order to suspend all or part of its business operations.

Under the prompt warning system introduced in December 2002, the Financial Services Agency may take precautionary measures to maintain and promote the sound operations of financial institutions, even before those financial institutions become subject to the prompt corrective action system. These measures require a financial institution to reform profitability, credit risk management, stability and cash flow.

The Bank of Japan

The Bank of Japan is Japan's central bank and serves as the principal instrument for the execution of Japan's monetary policy. The principal measures by which the Bank of Japan implements monetary policy are the adjustment of its discount rate, its operations in the open market and the imposition of deposit reserve requirements. Banks in Japan are allowed to obtain borrowings from, and rediscounting bills with, the Bank of Japan. Moreover, most banks in Japan maintain current accounts under agreements with the Bank of Japan pursuant to which the Bank of Japan is entitled to supervise, examine and audit the banks. The supervisory functions of the Bank of Japan are intended to enable it to ensure smooth settlement of funds among banks and other financial institutions, thereby contributing to the maintenance of an orderly financial system, whereas the supervisory practices of the Prime Minister or the Commissioner of the Financial Services Agency are intended to maintain the sound operations of banks and promote the security of depositors.

Examination of Banks

The Banking Law authorizes the Prime Minister to inspect banks and bank holding companies in Japan at any time. The Financial Services Agency normally conducts annual inspections and follow-up reviews. By evaluating banks' systems of self-assessment, auditing their accounts and reviewing their compliance with laws and regulations, the Financial Services Agency monitors the financial soundness of banks, including the status and performance of their control systems for business activities. The inspection of banks is performed pursuant to a Financial Inspection Manual published by the Financial Services Agency. In July 2005, the Financial Services Agency implemented a change to its approach in inspections and shifted its emphasis from normalizing the impaired loan problem to the protection of customers' interests and the strengthening of the Japanese financial system through the initiative of the private sector. Under this framework, inspections by the Financial Services Agency emphasize dialogue between inspectors and financial institutions and enhance process checking focused on risk management and compliance with financial regulations. This framework also introduced a financial inspection ratings system that came into force in April 2007, which provides inspection results in the form of graded evaluations intended to offer an incentive for management action as well as links to subsequent selective regulatory measures in terms, among others, of frequency and scope of inspections. The Financial Services Agency also issued Guidelines for Financial Conglomerate Supervision in June 2005 to address the risks inherent in conglomerates, such as inefficiency of management due to complicated organization, conflict of interests and transmission or concentration of risks within the conglomerates. The Guidelines for Financial Conglomerate Supervision focus on items relating to the supervision of financial conglomerates, financial soundness, risk

management and operations from the perspective of risks inherent to the conglomerates. Under the definition of conglomerates as stipulated in the policy, Mizuho Financial Group is subject to this supervisory policy. In April 2007, the Financial Services Agency amended the Financial Inspection Manual in response to the need for further protection of financial services customers, diversification of risks associated with new products and services and various legal reforms related to financial services.

The Bank of Japan also conducts examinations of banks similar to those undertaken by the Financial Services Agency. The examinations are normally conducted once every few years, and involve such matters as examining asset quality, risk management and reliability of operations. Through these examinations, the Bank of Japan seeks to identify problems at an early stage and give corrective guidance where necessary.

In addition, the Securities and Exchange Surveillance Commission examines banks in connection with their securities business activities in accordance with the Securities and Exchange Law of Japan (*Shouken Torihiki Hou*) (Law No. 25 of 1948, as amended).

Examination and Reporting Applicable to Shareholders

Under the Banking Law, a person who intends to hold 20% (in certain exceptional cases, 15%) or more of the voting rights of a bank is required to obtain advance approval of the Commissioner of the Financial Services Agency. In addition, the Financial Services Agency may request reports or submission of materials from, or inspect any principal shareholder who holds 20% (in certain exceptional cases, 15%) or more of the voting rights of a bank, if necessary in order to secure the sound and appropriate operation of the business of such bank. Under limited circumstances, the Financial Services Agency may order such principal shareholder to take such measures as the Financial Services Agency deems necessary.

Furthermore, under the Banking Law, any person who becomes a holder of more than 5% of the voting rights of a bank holding company or bank must report its ownership of voting rights to the director of the relevant local finance bureau within five business days. In addition, a similar report must be made in respect of any subsequent change of 1% or more in any previously reported holding or any change in material matters set forth in reports previously filed, with some exceptions.

Deposit Insurance System

In 1971, the Deposit Insurance Law (*Yokin Hoken Hou*) (Law No. 34 of 1971, as amended) was enacted in order to protect depositors in cases where financial institutions fail to meet their obligations. The Deposit Insurance Corporation was established to implement the Deposit Insurance Law in the same year. The Deposit Insurance Corporation is supervised by the Prime Minister and the Minister of Finance. Subject to limited exceptions, the Prime Minister's authority is entrusted to the Commissioner of the Financial Services Agency, as stipulated by a cabinet order.

The Deposit Insurance Corporation receives annual insurance premiums from insured banks, the amount of which is, from April 2006, equivalent to 0.110% of the deposits that bear no interest, which are redeemable upon demand and are used by depositors primarily for payment and settlement purposes, and 0.080% of other deposits. The insurance money may be paid out in case of a suspension of deposits repayments, banking license revocation, dissolution or bankruptcy of the bank. Pay outs are generally limited to a maximum of ¥10 million of principal amount, together with any interest accrued with respect to each depositor. Only non-interest bearing deposits, redeemable on demand and used by depositors primarily for payment and settlement functions are protected in full.

Participation in the deposit insurance system is compulsory for city banks (including Mizuho Corporate Bank and Mizuho Bank), regional banks, long-term credit banks, trust banks (including Mizuho Trust & Banking), credit associations and co-operatives, labor banks and other financial institutions.

Governmental Measures to Treat Troubled Institutions

The Deposit Insurance Law was amended with effect from April 1, 2001 to construct a permanent system for dealing with failed financial institutions in Japan. This system superseded the framework for injecting public

funds into financial institutions provided under the Law Concerning Emergency Measures for Early Stabilization of Financial Functions (*Kinyu Kinou no Souki Kenzenka no tame no Kinkyu Sochi ni kansuru Houritsu*) (Law No. 143 of 1998, as amended), except for cases in which application was made prior to March 31, 2001, as well as the framework for treating failed financial institutions under the Financial Reconstruction Law (*Kinyu Kinou no Saisei no tame no Kinkyu Sochi ni kansuru Houritsu*) (Law No. 132 of 1998, as amended).

Under the Deposit Insurance Law, a Financial Reorganization Administrator can be appointed by the Prime Minister if the bank is unable to fully perform its obligations with its assets or may suspend or has suspended repayment of deposits. The Financial Reorganization Administrator will take control of the assets of the bank, dispose of the assets and search for another institution willing to take over its business. Its business may also be transferred to a “bridge bank” established by the Deposit Insurance Corporation for the purpose of the temporary maintenance and continuation of operations of these types of institutions, and the bridge bank will seek to transfer the bank’s assets to another financial institution or dissolve the bank. The financial aid provided by the Deposit Insurance Corporation may take the form of a monetary grant, loan or deposit of funds, purchase of assets, guarantee or assumption of debts, subscription of preferred stock, or loss sharing. Where it is anticipated that the failure of a bank may cause an extremely grave problem in maintaining the financial order in Japan or the area where such bank is operating, the following measures may be taken: (i) the Deposit Insurance Corporation may subscribe for the shares or other instruments of the relevant bank in order to enhance capital adequacy of the bank; (ii) if the bank fails or suffers a capital deficit, financial aid exceeding the pay-off cost may be available to such bank; and (iii) in the case where the systematic risk cannot be avoided by the measure mentioned in (ii) above, the Deposit Insurance Corporation may acquire the bank’s shares.

The Strengthening Financial Functions Law

On June 14, 2004, the Strengthening Financial Functions Law (*Kinyu Kinou no Kyouka no tame no Tokubetsu Sochi ni kansuru Houritsu*) (Law No. 128 of 2004) was enacted in order to establish a new scheme of public money injection into financial institutions and thereby enhance the soundness of such financial institutions and revitalize economic activities in the regions where they do business. The Strengthening Financial Functions Law broadens the range of financial institutions to which public money is available and facilitates preventive injection of public money into troubled financial institutions or financial institutions that are not yet troubled in order to avert the possibility of a financial crisis. Applications for public money injection under the Strengthening Financial Functions Law need to be made by March 31, 2008.

Bank Holding Companies

Under the Banking Law, a bank holding company is prohibited from carrying out businesses other than administrating the businesses of its subsidiaries and matters incidental to such businesses. Business activities for subsidiaries of bank holding companies are limited to finance-related businesses and incidental businesses.

The Anti-Monopoly Law (*Shiteki Dokusen no Kinshi oyobi Kousei Torihiki no Kakuho ni kansuru Houritsu*) (Law No. 54 of 1947, as amended) prohibits a bank from holding more than 5% of another company’s voting rights. This does not apply to a bank holding company, although the bank holding company is subject to general shareholding restrictions under the Anti-Monopoly Law. The Banking Law does, however, prohibit a bank holding company and its subsidiaries, on an aggregate basis, from holding more than 15% (in contrast to 5% in the case of a bank and its subsidiaries) of the voting rights of certain types of companies not permitted to become subsidiaries of bank holding companies.

Securities and Exchange Law

The Securities and Exchange Law permits financial institutions to compete in each other’s business areas through subsidiaries. Banks and other depository institutions are allowed to set up securities subsidiaries and compete in the securities industry. The Securities and Exchange Law presently allows banks, subject to registration with, and in some cases obtaining the approval of, the Prime Minister, among other things, to underwrite and deal in Japanese government bonds, sell beneficiary certificates of investment trusts and

securities issued by an investment company and engage in the securities intermediary business. Mizuho Financial Group is required to file with the Director General of the Kanto Local Finance Bureau an annual securities report including consolidated and non-consolidated financial statements in respect of each financial period, supplemented by semi-annual and extraordinary reports pursuant to the Securities and Exchange Law.

On June 14, 2006, several amendments to the Securities and Exchange Law and other financial laws were promulgated, including the introduction of the Financial Instruments and Exchange Law (*Kinyu Shohin Torihiki Hou*) (FIEL) which will replace the Securities and Exchange Law. These laws will amend, with respect to various financial instruments, a number of laws to (1) enhance investor protections and (2) enhance investors' convenience, promote financial innovation and facilitate finance. The FIEL is expected to become effective in September 2007, and in any case within 18 months of its promulgation. Certain amendments to the Securities and Exchange Law, including those relating to tender offers and large shareholding reports, have already become effective. The new regime under the FIEL, among others, (i) establishes a cross-sectional framework of a wide range of financial instruments and services, (ii) enhances disclosure such as requiring listed companies to file quarterly reports and enhancing internal control over financial reporting and (iii) relaxes regulations through flexible application based on the nature of investors (professional or general public). The details of the new regime are to be stipulated by a cabinet order or a ministerial ordinance prior to the implementation of the FIEL.

Sales of Financial Products

As a result of financial deregulation, more financial products, including highly structured and complicated products, can now be more freely marketed to customers. In response to this, the Law of Sales of Financial Products (*Kinyu Shohin no Hanbai tou ni kansuru Houritsu*) (Law No. 101 of 2000, as amended), effective from April 2001, introduced measures to protect financial service customers by: requiring financial service providers to provide customers with information concerning risks with respect to deficit of principal associated with the financial products they offer and any restrictions on the period for exercising rights or the period for rescission, unless the customers fall within the ambit of financial service providers or express their intent to the contrary; and holding financial service providers liable for damages caused by a failure to follow those requirements. The amount of loss of principal is refutably presumed to be the amount of damages. Additionally, the law requires financial service providers to endeavor to solicit customers in an appropriate manner and formulate and publicize a solicitation policy. The law amending the Law of Sales of Financial Products, together with other related laws to become effective upon the amendments to the Securities and Exchange Law, was promulgated on June 14, 2006. The amended law will enlarge the scope of duty of financial services providers to inform customers of certain important matters related to the financial products they solicit.

Self-Assessment and Reserves

The prompt corrective action system requires financial institutions to establish a self-assessment program which complies with the Inspection Manual issued by the Financial Services Agency and related laws such as the Financial Reconstruction Law. Financial institutions are required to analyze their assets, giving due consideration to accounting principles and other applicable rules and to classify their assets into four categories according to asset recovery risk and risk of impairment based on the classification of the obligor (normal obligors, watch obligors, intensive control obligors, substantially bankrupt obligors and bankrupt obligors) taking into account the likelihood of repayment and the risk of impairment to the value of the assets. The results of self-assessment should be reflected in the write-off and allowance according to the standard established by financial institutions pursuant to the guidelines issued by the Japanese Institute of Certified Public Accountants and Inspection Manual issued by the Financial Services Agency. Based on the results of the self-assessment, financial institutions may establish reserve amounts for their loan portfolio as may be considered adequate at the relevant balance sheet date, even if all or part of such reserves may not be immediately tax deductible under Japanese tax law.

Based on the accounting standards for banks issued by the Japanese Bankers Association, a bank is required to establish general reserves, specific reserves and reserves for probable losses on loans relating to restructuring countries.

Credit Limits

The Banking Law restricts the aggregate amount of loans to any single customer or customer group for the purposes of avoiding excessive concentration of credit risks and promoting the fair and extensive utilization of bank credit. The limits applicable to a bank holding company and bank with respect to their aggregate lending to any single customer or customer group are established by a cabinet order and by the Banking Law. The current limits are 25% of the total qualifying capital of the bank holding company or bank and its subsidiaries and affiliates with respect to a single customer and 40% of the total qualifying capital of the bank holding company or bank and its subsidiaries and affiliates with respect to a customer group.

Restriction on Share Holdings

The Law Concerning Restriction on Shareholdings by Banks (*Ginko tou no Kabushiki tou no Hoyu no Seigen tou ni kansuru Houritsu*) (Law No. 131 of 2001, as amended), effective from January 4, 2002, requires Japanese banks (including bank holding companies) and their subsidiaries to limit the aggregate market value (excluding unrealized gains, if any) of their holdings in equity securities to an amount equal to 100% of their Tier 1 capital from September 30, 2006 in order to reduce exposure to stock price fluctuations.

Deferred Tax Assets

On December 5, 2005, the Financial Services Agency promulgated the new regulation which became effective on March 31, 2006. Under the new regulation, the maximum amount of net deferred tax assets under Japanese GAAP that major Japanese banks, including bank holding companies, can record without diminishing the amount of Tier 1 capital for purposes of calculating capital adequacy ratios was reduced to 40% and 30% of Tier 1 capital as of March 31, 2006 and 2007, respectively and will be reduced to 20% as of March 31, 2008 and will remain at 20% thereafter.

Revaluations of Land

Under the Law Concerning Revaluation of Land (*Tochi no Saihyoka ni kansuru Houritsu*) (Law No. 34 of 1998, as amended), banks, other financial institutions and large corporations were permitted to revalue their land once during the period ended on March 31, 2002. Under this law, the unrealized appreciation of the land net of taxes could be added to a company's capital base and 45% of the gross unrealized appreciation of a bank's land could be included in its qualified supplementary capital.

Capital Adequacy

The capital adequacy guidelines applicable to Japanese banks and bank holding companies with international operations supervised by the Financial Services Agency closely follow the risk-adjusted approach proposed by the Bank for International Settlements and are intended to further strengthen the soundness and stability of Japanese banks. Under the risk-based capital framework of these guidelines, balance sheet assets and off-balance-sheet exposures are assessed according to broad categories of relative risk, based primarily on the credit risk of the counterparty, country transfer risk and the risk regarding the category of transactions.

With regard to capital, these guidelines are in accordance with the standards of the Bank for International Settlements for a target minimum standard capital adequacy ratio of 8% (at least half of which must consist of Core Capital (Tier 1), a Core Capital ratio of 4%) on both a consolidated and non-consolidated basis for banks with international operations, such as Mizuho Corporate Bank, or on a consolidated basis for bank holding companies with international operations, such as Mizuho Financial Group. These guidelines place considerable emphasis on tangible common shareholders' equity as the core element of the capital base, with appropriate recognition of other components of capital.

Banks and bank holding companies are required to measure and apply capital charges with respect to their market risks in addition to their credit risks. Market risk is defined as the risk of losses in on- and off-balance-sheet positions arising from movements in market prices such as the risks pertaining to interest rate related instruments and equities.

Japanese banks with only domestic operations and bank holding companies the subsidiaries of which operate only within Japan are subject to Japanese capital adequacy requirements that are similar to those discussed above, except that those banks and holding companies are required to have a minimum capital adequacy ratio of 4%, at least half of which must consist of Tier 1 capital and are not required to apply capital charges to their market risks.

In June 2004, the Basel Committee announced amended rules with respect to minimum capital requirements, which include amended risk weight calculations that introduce an internal ratings-based approach and the inclusion of operational risk in the calculations, as well as an emphasis on supervisory review and market discipline through effective disclosure. The amendments adopt variable risk weights according to the credit rating given to the obligor of the risk assets. The better the credit rating of an obligor is, the lower the risk weight applicable to the risk assets owed by it. Also, the new rules require financial institutions to establish an internal risk management system, to make thorough disclosure of relevant information and to set an appropriate reserve against the operational risk based upon fair evaluation thereof. Although these amendments do not change the minimum capital adequacy ratio of 8% applicable to banks with international operations, the same 8% ratio is applicable to banks that adopt an internal ratings-based approach regardless of whether such bank has operations outside of Japan. The new Financial Services Agency guidelines, which follow the amended rules, were promulgated on March 27, 2006 and became effective on March 31, 2007, except for certain provisions scheduled to take effect on March 31, 2008. Under the new guidelines, banks have several choices for the methodologies to calculate their capital requirements for credit risk, market risk and operational risk. Approval of the Financial Services Agency is necessary to adopt advanced methodologies for calculation.

Protection of Personal Information

The Personal Information Protection Law (*Kojin Jouhou no Hogo ni kansuru Houritsu*) (Law No. 57 of 2003, as amended) became fully effective in April 2005. The law and related guidelines impose various requirements on businesses, including us, that use databases containing personal information, such as appropriate custody of such information and restrictions on information sharing with third parties. Non-compliance with the order issued by the Financial Services Agency to take necessary measures to comply with the law subjects us to criminal and/or administrative sanctions.

Prevention of Money Laundering

To address money laundering and terrorism concerns, the Law on Customer Identification and Retention of Records of Transactions by Financial Institutions (*Kinyu Kikan tou ni yoru Kokyaku tou no Honnin Kakunin tou ni kansuru Houritsu*) (Law No. 32 of 2002, as amended) went into effect in January 2003. Under this law, financial institutions are required to perform customer identification procedures and keep records of their transactions as prescribed by ministerial order. In March 2007, the Law Preventing Transfer of Profits Generated from Crime (*Hanzai ni yoru Syueki no Iten Boushi ni kansuru Houritsu*) (Law No. 22 of 2007) was promulgated. This law, which replaces the Law on Customer Identification and Retention of Records of Transactions by Financial Institutions and extends the duty to perform customer identification and other procedures to entities other than financial institutions, such as credit card companies, will come into force by March 2008.

Law Concerning Protection of Depositors from Illegal Withdrawals Made by Forged or Stolen Cards

The Law Concerning Protection of Depositors from Illegal Withdrawals Made by Forged or Stolen Cards (*Gizou Kaado tou oyobi Tounan Kaado tou wo Mochiite Okonawareru Fuseina Kikaishiki Yochokin Haraimodoshi tou karano Yochokinsha no Hogo tou ni kansuru Houritsu*) (Law No. 94 of 2005), which became effective in February 2006, requires financial institutions to establish internal systems to prevent illegal withdrawals of deposits made using forged or stolen bank cards. The law also requires financial institutions, among other matters, to compensate depositors for any amount illegally withdrawn using forged bankcards, unless the financial institution can verify that it acted in good faith without negligence and that there was gross negligence on the part of the relevant account holder.

United States

As a result of our operations in the United States, we are subject to extensive U.S. federal and state supervision and regulation. We engage in U.S. banking activities through Mizuho Corporate Bank's New York and Chicago branches, Los Angeles agency and Houston and Atlanta representative offices. We also own two banks in the US, Mizuho Corporate Bank (USA) and Mizuho Corporate Bank of California, as well as controlling interests in several other subsidiaries, including Mizuho Trust & Banking Co. (USA), which is engaged primarily in the trust and custody business, and Mizuho Securities USA Inc., a U.S. broker dealer engaged in the securities business.

The USA PATRIOT Act of 2001 (the "PATRIOT Act") contains measures to prevent, detect and prosecute terrorism and international money laundering by imposing significant new compliance and due diligence obligations, creating new crimes and penalties and expanding the extraterritorial jurisdiction of the United States. Many of the new anti-money laundering compliance requirements are consistent with the anti-money laundering compliance obligations previously imposed on U.S. financial institutions, including the U.S. offices of foreign banks, under the Bank Secrecy Act. The passage of the PATRIOT Act and other recent events have resulted in heightened scrutiny of compliance with the Bank Secrecy Act and anti-money laundering rules by federal and state regulatory and law enforcement authorities.

Mizuho Financial Group and Mizuho Corporate Bank are financial holding companies ("FHCs"), and Mizuho Trust & Banking is a bank holding company, within the meaning of the U.S. Bank Holding Company Act of 1956, as amended (the "BHCA"), and are subject to regulation and supervision thereunder by the Board of Governors of the Federal Reserve System (the "Federal Reserve Board"). Under current Federal Reserve Board policy, these three companies are expected to act as a source of financial strength to Mizuho Corporate Bank (USA), Mizuho Corporate Bank of California, and Mizuho Trust & Banking Co. (USA). The BHCA generally prohibits us from acquiring, directly or indirectly, the ownership or control of more than 5% of any class of voting shares of any company engaged in the United States in activities other than banking or activities that are financial in nature. This general prohibition is subject to certain exceptions, including an exception that permits us to acquire up to 100% of the voting interests in any company engaged in nonfinancial activities under our merchant banking authority. In addition, U.S. regulatory approval is generally required for us to acquire more than 5% of any class of voting shares of a U.S. bank or savings association.

Mizuho Financial Group and Mizuho Corporate Bank became FHCs in December 2006. FHC status under the BHCA permits banking groups in the United States to engage in comprehensive investment banking businesses, such as the underwriting and dealing of corporate bonds, equities and other types of securities. FHC status will enable our group to promote our investment banking business on a broader basis in the United States.

U.S. branches, agencies and representative offices of foreign banks must be licensed, and are also supervised and regulated, by either a state banking authority or by the Office of the Comptroller of the Currency, the federal bank regulatory agency that charters and regulates national banks and federal branches and agencies of foreign banks. Each branch, agency and representative office in the United States of Mizuho Corporate Bank is state-licensed. Under U.S. federal banking laws, state-licensed branches and agencies of foreign banks may engage only in activities that would be permissible for their federally-licensed counterparts, unless the Federal Reserve Board determines that the additional activity is consistent with sound practices. U.S. federal banking laws also subject state-licensed branches and agencies to the single-borrower lending limits that apply to federal branches and agencies, which generally are the same as the lending limits applicable to national banks, but are based on the capital of the entire foreign bank.

Our New York branch is subject to supervision, examination and regulation by the New York State Banking Department as well as by the Federal Reserve Board. Except for the prohibition on such branch accepting retail deposits, a state-licensed branch generally has the same powers as a state-chartered bank in such state. New York State has an asset pledge requirement for branches equal to 1% of third party liabilities with a cap of \$400 million, provided that an institution designated as a "well-rated foreign banking corporation" is permitted to maintain a reduced asset pledge with a cap of \$100 million. The New York State Banking Department may

require higher amounts for supervisory reasons. Each U.S. branch, agency and representative office of Mizuho Corporate Bank is subject to regulation and examination by the state banking authority of the state in which it is located.

The deposits of Mizuho Corporate Bank (USA) are insured by the Federal Deposit Insurance Corporation (FDIC), and it is a state-chartered bank that is a member of the Federal Reserve System. As such, Mizuho Corporate Bank (USA) is subject to regulation, supervision and examination by the Federal Reserve Board and the New York State Banking Department, as well as to relevant FDIC regulation. The deposits of Mizuho Corporate Bank of California are FDIC-insured, and it is a state-chartered bank that is not a member of the Federal Reserve System. As such, Mizuho Corporate Bank of California is subject to regulation, supervision and examination by the FDIC and the California Department of Financial Institutions. The deposits of Mizuho Trust & Banking Co. (USA) are also FDIC-insured, and it is a state-chartered bank and trust company that is not a member of the Federal Reserve System. As such, Mizuho Trust & Banking Co. (USA) is subject to regulation, supervision and examination by the FDIC and the New York State Banking Department.

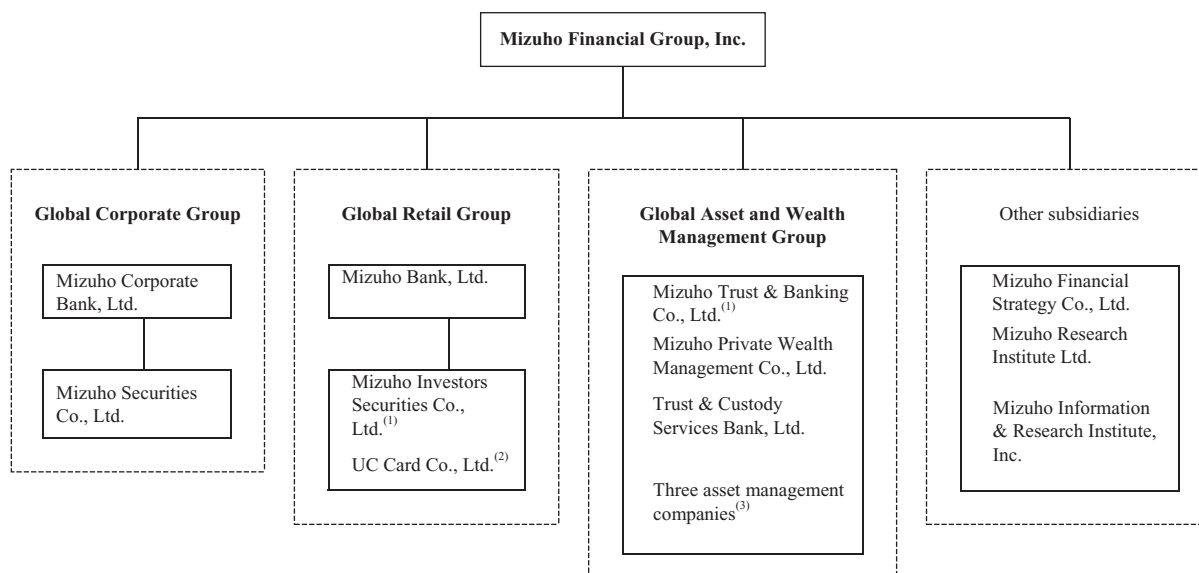
In the United States, U.S.-registered broker-dealers are regulated by the Securities and Exchange Commission. As a U.S.-registered broker-dealer, Mizuho Securities USA Inc. is subject to regulations that cover all aspects of the securities business, including sales methods, trade practices among broker-dealers, use and safekeeping of customers' funds and securities, capital structure, recordkeeping, the financing of customers' purchases and the conduct of directors, officers and employees.

Other Jurisdictions

Our operations elsewhere in the world are subject to regulation and control by local supervisory authorities, including local central banks.

4.C. Organizational Structure

The following diagram shows our basic corporate structure as of March 31, 2007:



Notes:

- (1) Mizuho Investors Securities and Mizuho Trust & Banking are listed on the Tokyo Stock Exchange.
- (2) UC Card, formerly a consolidated subsidiary of ours, became an equity method affiliate in June 2007.
- (3) Three asset management companies consist of Dai-Ichi Kangyo Asset Management, Fuji Investment Management and DLIBJ Asset Management. DLIBJ Asset Management, in which we have a 50.0% equity

interest, is an equity-method affiliate of ours. On July 1, 2007, Dai-Ichi Kangyo Asset Management and Fuji Investment Management merged to form Mizuho Asset Management.

- (4) In addition to the principal subsidiaries shown in the above diagram, as of March 31, 2007 we owned 27.4% of the outstanding shares of Shinko Securities Co., Ltd., an equity-method affiliate of ours listed on the Tokyo Stock Exchange which engages in wholesale and retail securities businesses. In March 2007, Mizuho Securities and Shinko Securities signed a merger agreement pursuant to which a merger of the two companies is expected to be consummated in January 2008.

The following table sets forth information with respect to our principal consolidated subsidiaries as of March 31, 2007:

Name	Country of organization	Main business	Proportion of ownership interest (%)	Proportion of voting interest (%)
Domestic				
Mizuho Bank, Ltd.	Japan	Banking	100.0%	100.0%
Mizuho Corporate Bank, Ltd.	Japan	Banking	100.0%	100.0%
Mizuho Securities Co., Ltd.	Japan	Securities	81.5%	81.5%
Mizuho Trust & Banking Co., Ltd. ⁽¹⁾	Japan	Trust and banking	75.2%	70.0%
Mizuho Investors Securities Co., Ltd. ⁽¹⁾	Japan	Securities	66.5%	66.8%
Trust & Custody Services Bank, Ltd.	Japan	Trust and banking	54.0%	54.0%
Dai-Ichi Kangyo Asset Management Co., Ltd. ⁽²⁾	Japan	Investment management	100.0%	100.0%
Fuji Investment Management Co., Ltd. ⁽²⁾	Japan	Investment management	94.3%	94.3%
Mizuho Research Institute Ltd.	Japan	Research and consulting	98.4%	98.6%
Mizuho Information & Research Institute Inc.	Japan	Information technology	91.5%	91.5%
Mizuho Financial Strategy Co., Ltd.	Japan	Consulting	100.0%	100.0%
Mizuho Private Wealth Management Co., Ltd.	Japan	Consulting	100.0%	100.0%
Mizuho Factors, Limited	Japan	Factoring	100.0%	100.0%
Mizuho Credit Guarantee Co., Ltd.	Japan	Credit guarantee	100.0%	100.0%
Mizuho Capital Co., Ltd.	Japan	Venture capital	50.0%	50.0%
UC Card Co., Ltd. ⁽³⁾	Japan	Credit card	51.0%	51.0%
Defined Contribution Plan Services Co., Ltd.	Japan	Pension plan-related business	60.0%	60.0%
Overseas				
Mizuho Bank (Switzerland) Ltd.	Switzerland	Trust and banking	100.0%	100.0%
Mizuho Capital Markets Corporation	U.S.A.	Derivatives	100.0%	100.0%
Mizuho Corporate Bank (Canada)	Canada	Banking	100.0%	100.0%
Mizuho Corporate Bank (Germany) Aktiengesellschaft	Germany	Banking and securities	83.3%	83.3%
Mizuho Corporate Bank (USA)	U.S.A.	Banking	100.0%	100.0%
Mizuho Corporate Bank Nederland N.V.	Netherlands	Banking and securities	100.0%	100.0%
Mizuho International plc	U.K.	Securities and banking	100.0%	100.0%
Mizuho Securities USA Inc.	U.S.A.	Securities	100.0%	100.0%
Mizuho Trust & Banking (Luxembourg) S.A.	Luxembourg	Trust and banking	100.0%	100.0%
Mizuho Trust & Banking Co. (USA)	U.S.A.	Trust and banking	100.0%	100.0%
PT. Bank Mizuho Indonesia	Indonesia	Banking	99.0%	99.0%

Notes:

- (1) Mizuho Investors Securities and Mizuho Trust & Banking are listed on the Tokyo Stock Exchange.
- (2) On July 1, 2007, Dai-Ichi Kangyo Asset Management and Fuji Investment Management merged to form Mizuho Asset Management.
- (3) UC Card, formerly a consolidated subsidiary of ours, became an equity method affiliate in June 2007.

4.D. Property, Plant and Equipment

The following table shows the breakdown of our premises and equipment at cost as of March 31, 2006 and 2007:

	At March 31,	
	2006	2007
	(in millions of yen)	
Land	¥ 167,002	¥ 164,247
Buildings	565,459	605,680
Equipment and furniture	190,113	197,489
Leasehold improvements	125,046	125,754
Construction in progress	27,605	3,010
Software	463,415	524,463
Total	¥1,538,640	1,620,643
Less accumulated depreciation	698,746	773,120
Premises and equipment-net	¥ 839,894	¥ 847,523

Our head office is located at 5-5, Otemachi 1-chome, Chiyoda-ku, Tokyo, Japan and has 11,126 square meters of office space. The headquarter buildings of Mizuho Financial Group, Mizuho Corporate Bank and Mizuho Bank are each leased from third parties.

As our lease for the headquarter building of Mizuho Financial Group will expire in February 2009, we are currently planning to enter into a lease with a third party and move to a new headquarter building prior to such expiration.

The total area of land related to our material office and other properties at March 31, 2007 was approximately 803,000 m² for owned land and approximately 23,000 m² for leased land.

Our owned land and buildings are primarily used by our branches. Most of the buildings and land owned by us are free from material encumbrances.

ITEM 4A. UNRESOLVED STAFF COMMENTS

Not applicable.

ITEM 5. OPERATING AND FINANCIAL REVIEW AND PROSPECTS

The following discussion and analysis should be read in conjunction with “Item 3.A. Key Information—Selected Financial Data,” “—Selected Statistical Data” and our consolidated financial statements, including the notes thereto, included elsewhere in this annual report.

Table of Contents for Item 5.

	<u>Page</u>
Overview	41
Critical Accounting Estimates	52
Operating Results	54
Business Segments Analysis	69
Geographical Segment Analysis	78
Financial Condition	80
Liquidity	89
Capital Adequacy	90
Off-balance-sheet Arrangements	97
Tabular Disclosure of Contractual Obligations	99
Recent Accounting Pronouncements	99
Reconciliation with Japanese GAAP	100

Overview

The Mizuho Group

We provide a broad range of financial services in domestic and overseas markets through three Global Groups: the Global Corporate Group; the Global Retail Group; and the Global Asset & Wealth Management Group. The principal activities and subsidiaries of the three Global Groups are the following:

- The Global Corporate Group provides wholesale and international banking and securities services, principally through Mizuho Corporate Bank and Mizuho Securities;
- The Global Retail Group provides retail and SME and middle-market corporation banking and securities services, principally through Mizuho Bank and Mizuho Investors Securities; and
- The Global Asset & Wealth Management Group provides trust and asset management services, principally through Mizuho Trust & Banking, Trust & Custody Services Bank and our two asset management companies, namely Mizuho Asset Management and DLIBJ Asset Management (an equity-method affiliate of ours).

We also provide other services such as research services through Mizuho Research Institute, information technology-related services through Mizuho Information & Research Institute, and advisory services for financial institutions through Mizuho Financial Strategy.

For a further discussion of our business and group organization, see Item 4B “Business Overview.”

Principal Sources of Income and Expenses

Net Interest Income

Net interest income arises principally from the lending and deposit-taking and securities investment activities of our banking subsidiaries and is a function of:

- the amount of interest-earning assets and interest-bearing liabilities;

- the average interest rate spread (the difference between the average yield of interest earned on interest-earning assets and the average rate of interest paid on interest-bearing liabilities); and
- the general level of interest rates.

Principal items constituting interest-earning assets include loans, investments, trading account assets, receivables under resale agreements and receivables under securities borrowing transactions. Principal items constituting interest-bearing liabilities include deposits, trading account liabilities, short-term borrowings (such as payables under repurchase agreements and payables under securities lending transactions) and debentures.

Provision (Credit) for Loan Losses

Provision (credit) for loan losses is charged against or credited to income to keep the allowance for loan losses at a level that is appropriate to absorb probable losses inherent in the credit portfolio. For a description of the approach and methodology used to establish the allowance for loan losses, see “Item 5. Operating and Financial Review and Prospects—Financial Condition—Loans—Allowance for loan losses.”

Noninterest Income

Noninterest income consists mainly of fees and commissions, investment gains (losses)—net, trading account gains—net and foreign exchange gains (losses)—net.

Fees and commissions include the following:

- fees and commissions from deposits, debentures and lending business, which consist mostly of fees and commissions related to our loan businesses, including fees related to the arrangement of syndicated loans and other financing transactions such as arrangement fees related to management buy-out transactions and fees related to deposits such as account transfer charges;
- fees and commissions from remittance business, including service charges for domestic and international funds transfers and collections;
- fees and commissions from securities-related business, including brokerage fees and commissions related to securities underwriting and other securities-related activities;
- trust fees, including trust fees earned primarily through fiduciary asset management and administration services for corporate pension plans and investment funds; and
- fees for other customer services, including fees related to our agency businesses, such as credit card processing fees earned by UC Card and administration fees related to Japan’s principal public lottery program, as well as guarantee fees and others. The credit card processing fees earned by UC Card will no longer be included in fees and commissions beginning the fiscal year ending March 31, 2008 due to UC Card becoming an equity-method affiliate as a result of a consolidation and reorganization of our credit card operations.

Investment gains (losses)—net include primarily net gains on sales of marketable securities, such as equity and bond investments. In addition, impairment losses are recognized when management concludes that declines in fair value of investments are other than temporary.

Trading account gains—net include gains and losses from transactions undertaken for trading purposes, including both market making for customers and proprietary trading, or transactions through which we seek to capture gains arising from short-term changes in market value. Trading account gains—net also include gains and losses related to changes in the fair value of derivatives and other financial instruments not eligible for hedge accounting under U.S. GAAP that are utilized to offset mainly interest rate risk related to our various assets and liabilities.

Foreign exchange gains (losses)—net include mainly translation gains and losses related to our foreign currency-denominated assets and liabilities and gains and losses related to foreign exchange trading activities, including market making for customers and proprietary trading. Included within the translation gains and losses are those related to a portion of our foreign currency denominated liabilities, the amount of which generally corresponds to the amount of foreign currency-denominated available-for-sale securities, that hedge foreign exchange risk in accordance with our foreign exchange risk management policies but which are not eligible for hedge accounting under U.S. GAAP. Translation gains (losses) related to such available-for-sale securities are recognized directly in foreign currency translation adjustments, a component of accumulated other comprehensive income, net of tax within shareholders' equity.

Noninterest Expenses

Noninterest expenses include primarily salaries and employee benefits, general and administrative expenses, occupancy expenses, fees and commission expenses and minority interest in consolidated subsidiaries.

Salaries and employee benefits include expenses incurred for salaries, bonuses and compensation to directors and employees. They also include expenses related to pension and other employee retirement benefit plans.

The principal items included in general and administrative expenses are amortization of software, tax expenses such as consumption tax and property tax that are not income taxes and other expenses, including premiums for deposit insurance.

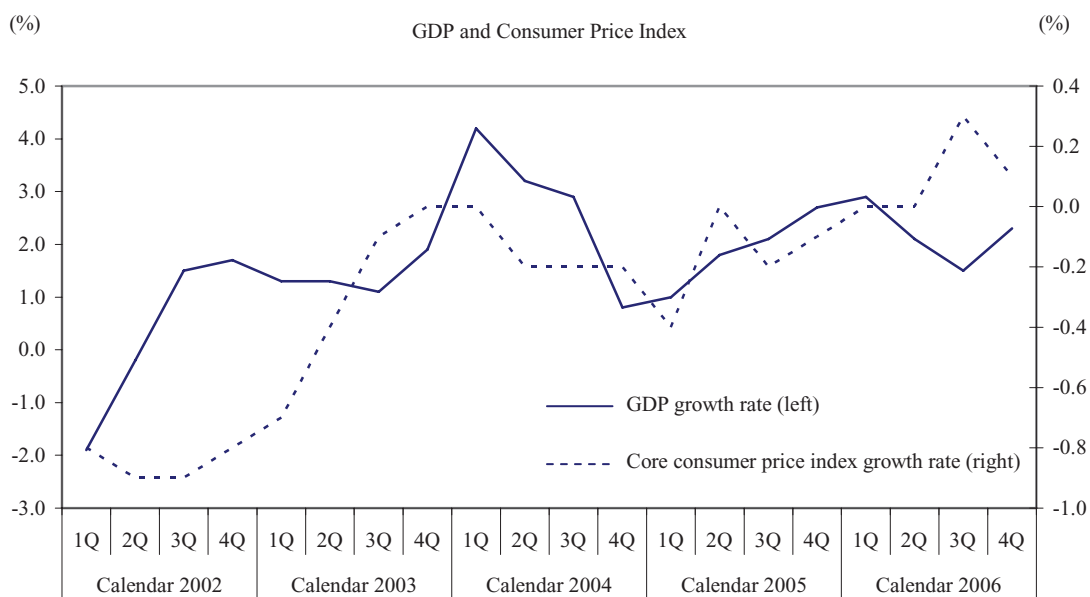
The principal items included in occupancy expenses are expenses related to premises and equipment, including depreciation, losses on disposal and lease expenses.

The principal items included in fees and commission expenses are fees and commission expenses for remittance services, which include mainly commission expenses paid in connection with remittance transactions and securities-related businesses, which include mainly transactions costs such as brokerage fees paid.

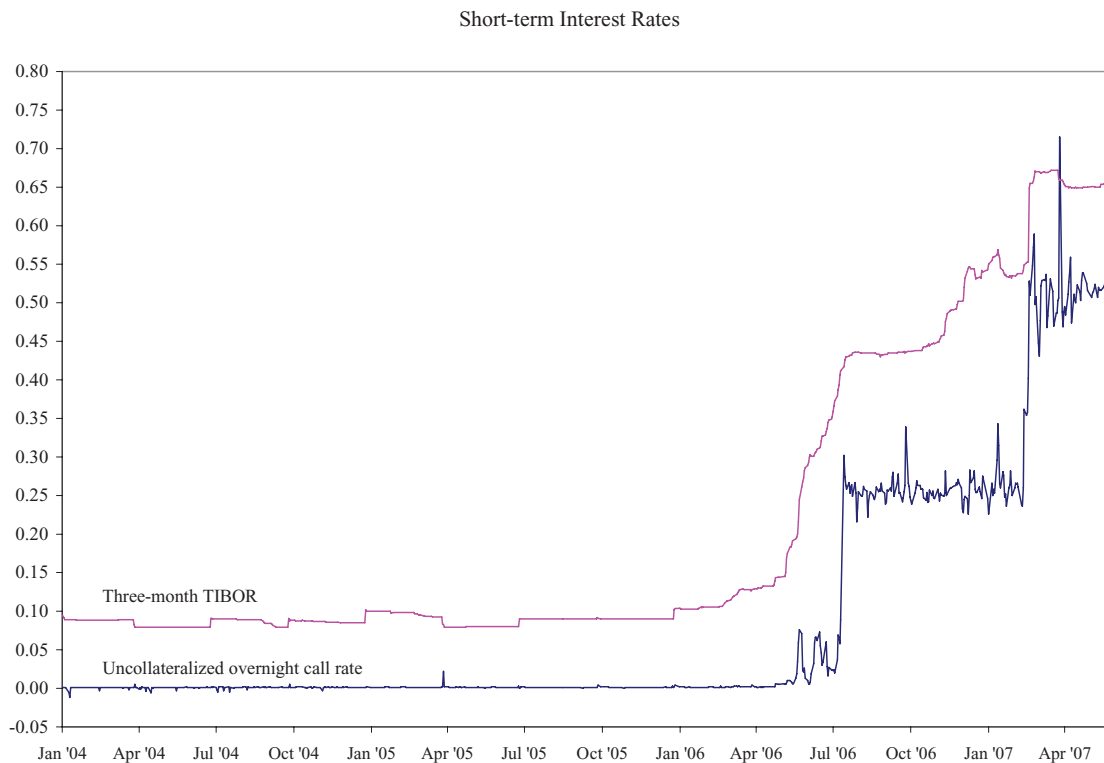
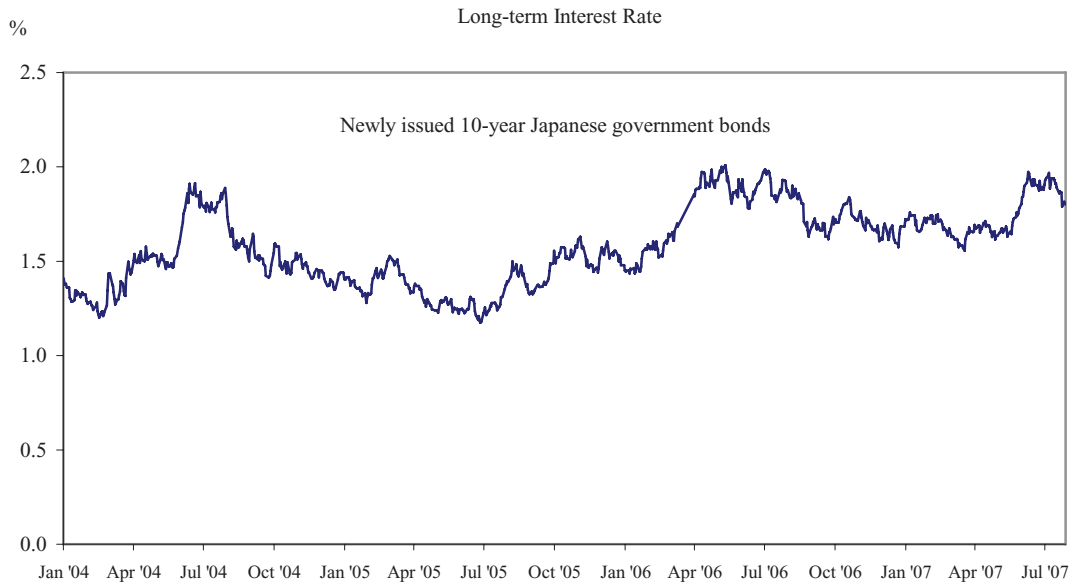
Operating Environment

We operate principally in Japan. After years of persistent weakness, the Japanese economy has gradually improved over the past several years. Key indicators of economic conditions in recent periods include the following:

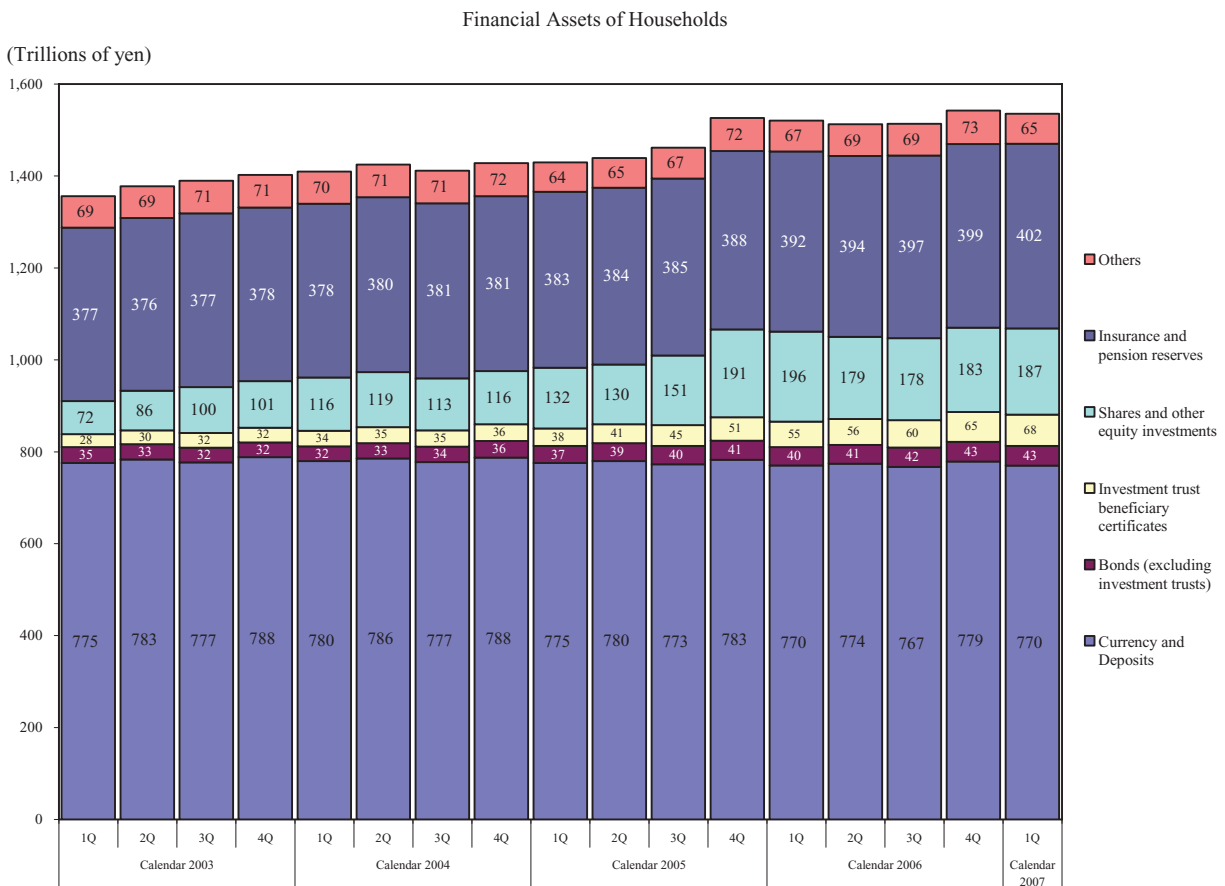
- Japan's real gross domestic product continued to increase by 1.1%, 2.1%, 2.0%, 2.4% and 2.1% (based on the second preliminary estimate announced by the Japanese government on June 11, 2007) in the fiscal years ended March 31, 2003, 2004, 2005, 2006 and 2007, respectively. Japan's core nationwide consumer price index decreased by 0.8%, 0.2% and 0.2% in the fiscal years ended March 31, 2003, 2004 and 2005, respectively, and increased 0.1% each in the fiscal year ended March 31, 2006 and 2007. The following chart shows the growth rates of Japan's gross domestic product and Japan's core nationwide consumer price indices from the first quarter of 2002 through the fourth quarter of 2006:



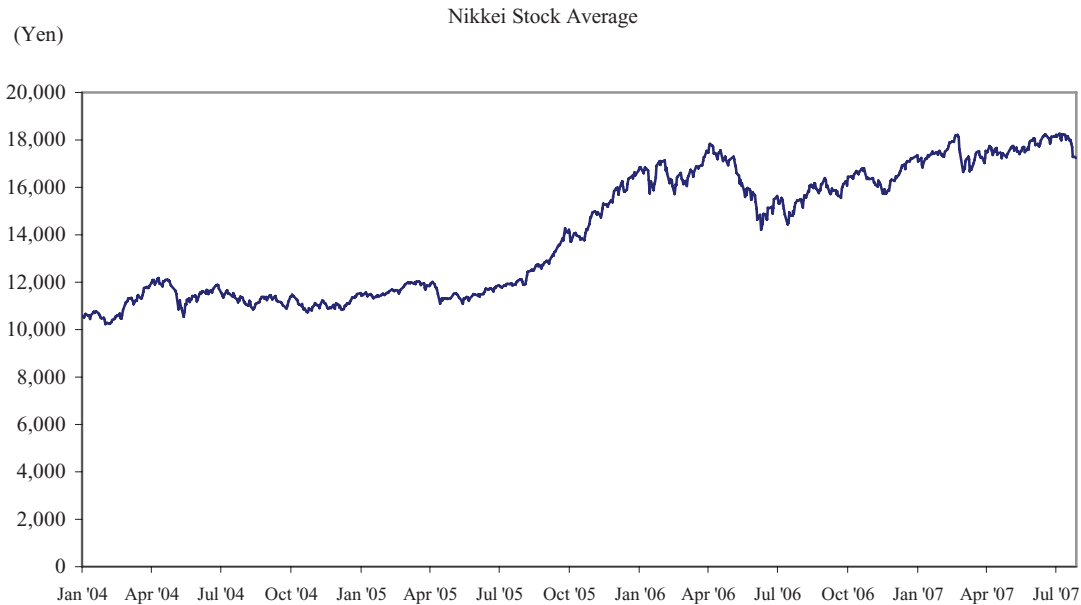
- The Bank of Japan, following its announcement on March 9, 2006 to end its “quantitative easing” monetary policy that it had maintained since March 2001, announced on July 14, 2006 and on February 21, 2007 that it raised its target for the uncollateralized overnight call rate from 0% to 0.25% and from 0.25% to 0.5%, respectively. The following charts show movements in long-term rates from January 2004 through July 2007, represented by the yield on newly issued 10-year Japanese government bonds, and in short-term interest rates from January 2004 through May 2007, represented by the three-month Tokyo interbank offered rate, or TIBOR, and the uncollateralized overnight call rate used in the interbank market:



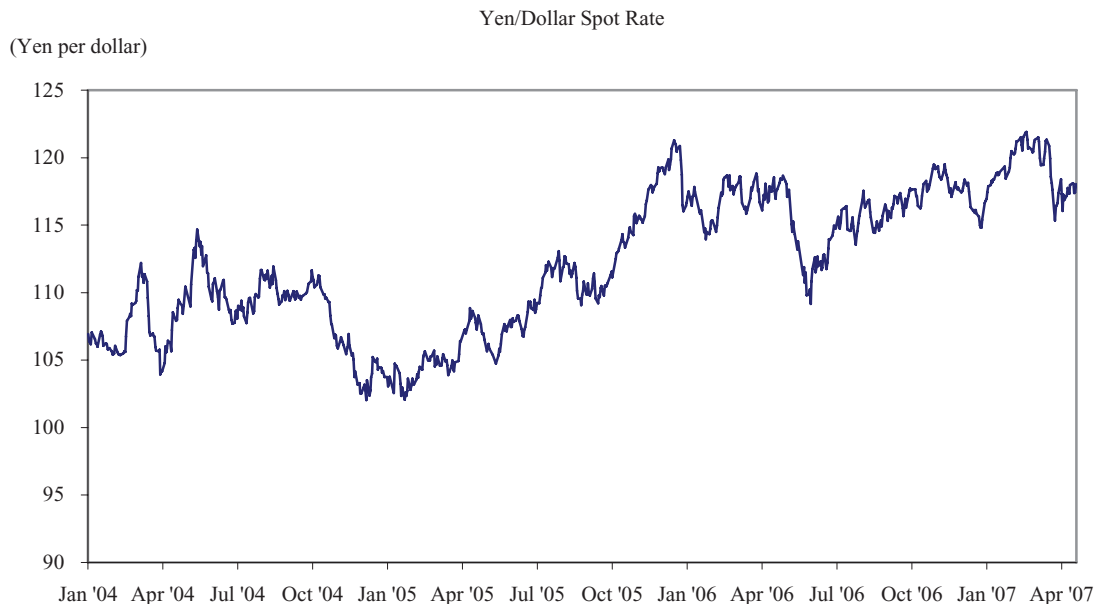
- According to the Bank of Japan, after a prolonged period of generally declining demand for bank loans in Japan, the aggregate monthly average balance of bank loans compared with that of the previous year has continued to increase since August 2005.
- According to Teikoku Databank, a Japanese research institution, there were approximately 5,900 corporate bankruptcies in Japan in the fiscal year ended March 31, 2005, involving approximately ¥5.8 trillion in total liabilities, approximately 8,800 corporate bankruptcies in Japan in the fiscal year ended March 31, 2006, involving approximately ¥5.7 trillion in total liabilities, and approximately 9,600 bankruptcies involving approximately ¥5.3 trillion in total liabilities in the fiscal year ended March 31, 2007.
- According to the Tokyo Stock Exchange, or the TSE, the aggregate ordinary profits and net income of all companies listed on the TSE, excluding financial institutions and companies newly listed during the relevant fiscal year, increased from ¥27.2 trillion and ¥13.1 trillion, respectively, for the fiscal year ended March 31, 2005 to ¥30.1 trillion and ¥16.7 trillion, respectively, for the fiscal year ended March 31, 2006 and ¥33.7 trillion and ¥19.4 trillion, respectively, for the fiscal year ended March 31, 2007.
- According to the Bank of Japan, total financial assets of households increased from ¥1,429.5 trillion as of March 31, 2005 to ¥1,520.5 trillion as of March 31, 2006 and ¥1,536.2 trillion as of March 31, 2007, with most of the growth being in investments in stocks and investment trusts. The following chart shows the amount of total financial assets of households and breakdown based on type of financial asset as of the ends of the first quarter of 2003 through the first quarter of 2007:



- The Nikkei Stock Average, which is an average of the price of 225 stocks listed on the Tokyo Stock Exchange, decreased by 0.4% to ¥11,668.95 during the fiscal year ended March 31, 2005, followed by a 46.2% increase to ¥17,059.66 during the fiscal year ended March 31, 2006 and a 1.3% increase to ¥17,287.65 during the fiscal year ended March 31, 2007. The following chart shows the daily closing price of the Nikkei Stock Average from January 2004 through July 2007:



- The Japanese yen to U.S. dollar spot exchange rate, according to the Bank of Japan, was ¥106.97 to \$1.00 as of March 31, 2005, ¥117.47 to \$1.00 as of March 31, 2006 and ¥118.05 to \$1.00 as of March 31, 2007. The following chart shows the yen/dollar spot rate of 5 p.m. Tokyo time published by the Bank of Japan from January 2004 through June 2007:



- According to the Ministry of Land, Infrastructure and Transport of Japan housing starts in Japan increased consecutively by 2.5% in the fiscal year ended March 31, 2004, 1.7% in the fiscal year ended March 31, 2005, 4.7% in the fiscal year ended March 31, 2006 and 2.9% in the fiscal year ended March 31, 2007.
- According to the Ministry of Land, Infrastructure and Transport, the average published land prices in Japan rose 0.1% during calendar year 2006, the first increase in 16 years.

Capital Improvements

In recent years, we pursued, and intend to continue to pursue, consistent and disciplined capital management that balances our capital needs related to the enhancement of our overall profitability with the improvement of capital quality through the following measures:

Repayment of public funds

We received an aggregate of ¥2,949.0 billion in public funds in March 1998 and March 1999, including ¥1,949.0 billion in return for the issuance of preferred stock and ¥1,000.0 billion in return for the issuance of subordinated bonds. Thereafter, we strived to make early repayment of the public funds while reinforcing our capital base, and in July 2006 we repurchased the remaining preferred stock with an aggregate original issue price of ¥600.0 billion for ¥603.5 billion, including accrued dividends, and cancelled such preferred stock on the same day, thereby completing the repayment of all public funds.

Capital raising

In January 2007, we issued ¥400.0 billion of non-dilutive preferred securities through a Cayman Islands special purpose company to enhance the Tier 1 capital of Mizuho Financial Group as well as Mizuho Corporate Bank and Mizuho Bank and improve the flexibility of our future capital strategy.

In June 2007, we redeemed ¥185.5 billion of non-dilutive preferred securities that were issued by our offshore special purpose companies in February 2002.

Repurchase and cancellation of treasury stock held by our subsidiary

In July 2006, we repurchased and cancelled 131,800 shares of our common stock held by our wholly-owned subsidiary, Mizuho Financial Strategy.

In addition, in May 2007, we repurchased and cancelled the remaining 261,040 shares of common stock held by Mizuho Financial Strategy.

Repurchase and cancellation of own shares

In May 2007, we announced a plan to repurchase our common stock, up to an aggregate number of 250,000 shares and up to an aggregate amount of ¥150.0 billion, for the purpose of offsetting the potential dilutive effect of the conversion of our Eleventh Series Class XI preferred stock issued to the private sector after the commencement of the conversion period on July 1, 2008. We plan to repurchase our common stock during the period from June 1 to November 30, 2007, and we plan to cancel all of the common stock repurchased.

Business Trends

Based on our current operating environment and management focus, we believe that the trends that are most significant to our current and future results of operations include the following:

Loans and Deposits

Loan volume

Our total loan balance continued to increase on a year-on-year basis in the fiscal year ended March 31, 2007 supported by loan demand from individuals, and while loan demand from corporations leveled out, foreign loans showed a steady increase due to strong loan demand among our foreign corporate customers. We believe loan growth in the domestic market will depend mainly on loan demand from individuals, and we expect loan demand from corporations, especially large corporations, will continue to be weak due to lack of bank loan needs by corporate borrowers. We also aim to continue increasing our foreign loans by responding primarily to loan demand from our corporate customers.

Margins between Loans and Deposits

The Bank of Japan, following its announcement on March 9, 2006 to end its “quantitative easing” monetary policy that it had maintained since March 2001, announced on July 14, 2006 and on February 21, 2007 that it raised its target for the uncollateralized overnight call rate from 0% to 0.25% and from 0.25% to 0.5%, respectively. Reflecting these raises, the average yield on domestic loans increased from 1.43% in the fiscal year ended March 31, 2006 to 1.54% in the fiscal year ended March 31, 2007, and the average rate on domestic interest-bearing deposits increased from 0.20% to 0.38%.

The applicable spreads on domestic loans, or the difference between the applicable interest rate on the loan and its relevant reference rate such as TIBOR, narrowed in the fiscal year ended March 31, 2007 due mainly to the effect of the time lag between increases in market interest rates and the application of a higher interest rates at the repricing of the loan, as well as intense competition among banks as they endeavored to increase their balances of loans, which was caused by subdued loan demand in the domestic corporate loan market and exacerbated by how the total balance of bank deposits and debentures significantly exceed the total balance of bank loans in Japan.

The difference between market interest rates and interest rates applicable to domestic interest-bearing deposits widened in the fiscal year ended March 31, 2007 due mainly to the general insensitivity of yen demand deposits to changes in market interest rate levels and the time lag between increases of market interest rates and the application of higher interest rates at the repricing of time deposits.

Although the increase of 0.11% in average yield on domestic loans in the fiscal year ended March 31, 2007 compared to the previous fiscal year was smaller than the increase of 0.18% in the average rate on domestic interest-bearing deposits over the same period, after taking into account the effects of domestic non-interest-bearing deposits and domestic debentures and excluding the effects of non-yen-denominated domestic interest-bearing deposits and non-yen-denominated domestic loans, the increase in the average yield on yen-denominated domestic loans in the fiscal year ended March 31, 2007 compared to the previous fiscal year slightly exceeded the increase in the average rate on yen-denominated domestic deposits and debentures over the same period, thus showing a widening of the difference between such average yield and average rate. On the same basis, in the fiscal year ended March 31, 2006, the decrease in the average yield on yen-denominated domestic loans compared to the previous fiscal year was larger than the decrease in the average rate on yen-denominated domestic deposits and debentures over the same period, thus showing a narrowing of the difference between such average yield and average rate.

While we believe the foregoing trends that apply negative competitive pressure on our loan spreads will generally continue for the near to medium term, we believe the foregoing trends that widen the difference between market interest rates and rates on yen deposits will generally continue to the extent market interest rate levels continue to increase.

Provision (credit) for loan losses

Total impaired loans as of March 31, 2007 were ¥1,528.9 billion, or 2.2% of total loans, compared to ¥1,229.4 billion, or 1.8% of total loans, as of March 31, 2006. The increase in impaired loans was due mainly to the downgrade in credit rating of a large non-bank financial company customer and another large borrower and its subsidiaries offset in part by improvements in the credit quality of our previously troubled borrowers and general improvements in the Japanese economy, which led to a provision for loan losses of ¥182.1 billion in the fiscal year ended March 31, 2007 compared to a credit of ¥157.7 billion in the previous fiscal year. As of March 31, 2007, our percentage of allowance for loan losses on impaired loans against the balance of impaired loans requiring an allowance increased to 42.9% compared with 32.3% as of March 31, 2006. The amount of provision for loan losses in future fiscal years will depend largely on trends in the credit quality of borrowers, which in turn will be affected by the domestic and global economic environment and other factors, and changes in the value of collateral on our loans as well as the effectiveness of our credit screening policy and credit management.

Fees and Commissions

Fees and commissions decreased by ¥5.7 billion, or 0.8%, from the end of the previous fiscal year to ¥683.0 billion as of March 31, 2007. Primary drivers for the decrease in fees and commissions were the following:

- fees and commissions from securities-related business: stock brokerage fees and underwriting commissions related to private offerings of debt securities; and
- trust fees: fees related to fiduciary asset management and administration service for corporate pension plan.

Components within fees and commissions that increased, which partially offset the decreasing components, were fees and commissions from other customer services, including trust business-related fees other than trust fees, fees from agency businesses such as credit card processing fees earned by UC Card and commissions such as sales agency fees related to insurance products.

The above decreases were due primarily to the decline of our businesses with corporate customers in the areas of “solutions business” and the fees and commissions recorded in the fiscal year ended March 31, 2006 due to a one-time sale of loan assets related to loan trusts in connection with our cessation of sales activities for loan trust products. We use the term “solutions business” to mean our provision to corporate customers of syndicated loans and other forms of financing arrangements such as issuance of debt securities, securitization and advisory services. Fees and commissions from retail customers increased due to growth in sales commissions related to investment products such as investment trusts and individual annuities. In recent years, Japanese individuals have generally been increasing the proportion of investments other than deposits within their total financial assets. If we are successful in our efforts to take advantage of this increasing demand, we believe we will be able to increase our fees and commissions income in the future.

Debt and Equity Securities Portfolio

The amount of our funding through deposits and debentures significantly exceeds our total loans. As a result, we allocate a significant portion of such excess among investments in debt securities, including Japanese government bonds and credit and alternative investments, which we promote to diversify our risks and to expand our income sources and we also hold investments in equity securities consisting mainly of common stock of Japanese listed company customers.

Increases in long-term interest rates generally lead to a decline in the fair value of our portfolio of debt securities, approximately half of which is Japanese government bonds. As of March 31, 2007, we had a total of ¥29,606.7 billion of available-for-sale debt securities within our investments, of which ¥14,516.0 billion was Japanese government bonds. Changes in fair value of such available-for-sale debt securities are reflected in accumulated other comprehensive income, net of tax in shareholders' equity or, in the case of other-than-temporary impairments to fair value, charged to income as an impairment loss. We have been endeavoring in recent years to reduce the risk of declines in the value of our portfolio of Japanese government bonds. We had ¥179.6 billion and ¥121.6 billion of investment losses related to bonds in the fiscal years ended March 31, 2006 and 2007, respectively. These losses were due mainly to the realization of unrealized losses and the impairment losses recorded in the fiscal year ended March 31, 2006 related to the sales of bonds in connection with the restructuring of our bond portfolio and impairment losses on bonds recorded in the fiscal year ended March 31, 2007. We had ¥30,124.2 billion and ¥29,606.7 billion of available-for-sale debt securities as of March 31, 2006 and 2007, respectively, and unrealized losses of ¥196.1 billion and unrealized gains of ¥139.6 billion were reflected in accumulated other comprehensive income, net of tax as of such dates, respectively.

The fair value of available-for-sale marketable equity securities within our investments was ¥6,264.0 billion, or ¥2,591.1 billion based on cost, as of March 31, 2007. Because the size of our portfolio of marketable equity securities is substantial, we are subject to significant equity market risk, as increases in unrealized gains and losses related to changes in the fair value of available-for-sale marketable equity securities are reflected in accumulated other comprehensive income, net of tax in shareholders' equity or, in the case of other-than-temporary impairments to fair value, charged to income as an impairment loss. We expect the size of our portfolio of marketable equity securities to continue to be significant. Because the fair values of debt securities and equity securities generally have a tendency to fluctuate in opposing directions based on changes in the economic environment and interest rate levels, we believe that holding them together has the effect of offsetting interest rate and equity market risk to some degree.

Costs and Expenses

We have been endeavoring to reduce our salaries and employee benefits expenses, general and administrative expenses and occupancy expenses in line with various management reform programs. Salaries and employee benefits expenses and occupancy expenses declined by ¥24.2 billion in aggregate, while general and administrative expenses increased by ¥25.3 billion in the fiscal year ended March 31, 2007 compared to the previous fiscal year. Although we plan to continue our efforts to enhance our cost efficiency, we expect that any resulting cost reduction will be more than offset by increased costs related to the implementation of initiatives to increase profitability, such as further enhancements to our infrastructure to promote our consulting activities with individuals and expansion of our international office network.

Other Business Events

Financial support for Orient Corporation

As a result of legal and regulatory changes, including amendments to Japan's Law Concerning the Regulation of Acceptance of Contributions, Money Deposits and Interest, which will reduce the maximum interest rates that can be charged by non-bank financial companies, the financial condition and results of operations of many non-bank financial companies, including our customer Orient Corporation, have deteriorated significantly. Orient Corporation announced in March 2007 a plan to reinforce its capital base in connection with which it requested certain financial support from several financial institutions and other investors, including Mizuho Corporate Bank and Mizuho Bank. In response to this request, Mizuho Corporate Bank and Mizuho Bank agreed on March 28, 2007 to the following:

- a debt-for-equity swap by Mizuho Corporate Bank that exchanges a portion (¥140.0 billion) of its loans outstanding to Orient Corporation for ¥140.0 billion in convertible preferred stock of Orient Corporation; and

- a one-for-ten reverse stock split of all ¥320.0 billion in convertible preferred stock of Orient Corporation then held by Mizuho Corporate Bank and Mizuho Bank, resulting in a waiver of rights with respect to ¥288.0 billion of such preferred stock.

In addition, in May 2007, Mizuho Corporate Bank and Mizuho Bank purchased ¥45.0 billion in shares of a new class of convertible preferred stock issued by Orient Corporation in connection with a third-party share allotment in which four other investors also participated. The aggregate amount of convertible preferred stock sold by Orient Corporation in such allotment was ¥150.0 billion.

Critical Accounting Estimates

Note 1 to our consolidated financial statements contains a summary of our significant accounting policies. These accounting policies are essential to understanding our financial condition and results of operations. Certain of these accounting policies require management to make critical accounting estimates that involve complex and subjective judgments and the use of assumptions, some of which may be for matters that are inherently uncertain and susceptible to change. Such critical accounting estimates are based on information available to us as of the date of the financial statements and could change from period to period. Critical accounting estimates could also involve estimates for which management could have reasonably used another estimate for the relevant accounting period. The use of different estimates could have a material impact on our financial condition and results of operations. The following is a discussion of significant accounting policies for which critical accounting estimates are used.

Allowance for Loan Losses and Allowance for Losses on Off-Balance-Sheet Instruments

The allowance for loan losses is based on management's estimate of probable credit losses existing in our lending portfolio, and the allowance for losses on off-balance-sheet instruments is based on management's estimate of probable losses related to off-balance-sheet arrangements such as guarantees and commitments to extend credit.

The allowance for loan losses is categorized and evaluated using the following methods:

- *Allowance based on SFAS No.114.* In accordance with SFAS No.114, "Accounting by Creditors for Impairment of a Loan" ("SFAS No.114"), we measure the value of specifically identified impaired loans based on the expected cash flows discounted at the loans' initial effective interest rates, or as a practical expedient, using the observable market prices or the fair value of collateral if the loan is collateral dependent, when it is probable that we will be unable to collect all amounts due according to the contractual terms of the loan agreement. Management identifies impaired loans through the credit quality review process, in which the debtor's ability to service its debt is assessed. The difference between our evaluation of the value of the impaired loan and its principal amount is the amount of the impairment which is recorded in the allowance for loan losses. Estimation of future cash flows is based on a comprehensive analysis of the borrower's ability to service the debt, any progress made on the borrower's rehabilitation program and the assumptions used therein.
- *Allowance based on SFAS No.5.* In accordance with SFAS No.5, "Accounting for Contingencies" ("SFAS No.5"), a formula-based allowance utilizing historical loss factors is applied to certain impaired loans which are aggregated for purposes of measuring impairment, groups of small balance, homogeneous loans and other non-homogenous loans which have not been identified as impaired. The determination of expected losses is based on a statistical analysis of our historical default and loan loss data, as well as data from third-party sources. The estimation of the formula allowance is back-tested on a periodic basis by comparing the allowance with the actual results subsequent to the balance sheet date.
- *Adjustment of SFAS No.5 Allowance.* In addition to the allowance for loan losses based on historical loss factors, the historical loss rate is adjusted, where appropriate, to reflect current factors, such as general economic and business conditions affecting key lending areas, credit quality trends, specific industry conditions and recent loss experience in the segments of the loan portfolio. For loans which are not

deemed to be impaired under SFAS No.114 but to which special isolated risks apply, management assesses each loan individually to determine appropriate allowance amounts in lieu of mechanically applying the SFAS No.5 formula-based allowance.

We assess probable loss amounts for guarantees using the same categories and evaluation methods as loans. We similarly assess probable loss amounts for loan commitments, taking into account the probability of drawdowns.

The determination of the allowance for loan losses and the allowance for losses on off-balance-sheet instruments requires a great deal of judgment and the use of estimates as discussed above. Furthermore, information available at the time of the determination is limited, and it is not possible to eliminate uncertainty. Significant changes in any of the factors underlying our determination of the allowances could materially affect our financial condition and results of operations. For example, if our current judgment with respect to expected future cash flows differ from actual results, including as a result of an unexpected adverse change in the economic environment in Japan or a sudden and unanticipated failure of a large borrower, or if the value of collateral declines, we may need to increase the allowances with additional charges to earnings.

Valuation of Financial Instruments

We hold various debt and equity securities and derivatives in our trading account. We also hold various available-for-sale securities and other investments in our investments account. We generally value all such investments and derivatives based on their fair value. For investments and derivatives for which an active market, including dealers' quotes, exists, we determine fair value based on their market price. Dealers' quotes are used for determining fair value only if the financial instrument is not listed on any exchange or otherwise does not have an exchange quotation and an active dealers' market exists for the instrument. However, if no such market exists, fair value is determined as follows:

- with respect to certain debt securities (which comprise approximately 8.3% and 12.6% of total trading securities and investments carried at fair value as of March 31, 2006 and 2007, respectively), we estimate fair value based on the market value of similar securities with an active market, taking into consideration the time to maturity and the credit rating of the issuer;
- with respect to certain derivatives (which comprise approximately 99.3% and 99.6% of total derivative assets and 99.1% and 99.2% of total derivative liabilities as of March 31, 2006 and 2007, respectively), we estimate fair value by assessing future cash flows and discounting such cash flows based on appropriate market interest rates. Such estimation involves the application of forward curves and valuation models to market-based parameters, with adjustments made as necessary based on credit risk and liquidity risk. Furthermore, in the limited cases where the valuation cannot be made based on market-based parameters (which comprise approximately 0.2% and 0.1% of derivative assets as of March 31, 2006 and 2007, respectively), management makes its best estimate of the fair value. In such cases, profits related to the transaction are deferred and amortized over the term of the derivative contract; and
- with respect to certain non-marketable equity securities (which comprise approximately 0.2% and 0.2% of total trading securities and investments carried at fair value as of March 31, 2006 and 2007, respectively), we estimate fair value by various modeling techniques, referring to the price or net assets of benchmark securities or employing EBITDA multiple analysis as management deems appropriate based on the circumstances and market participants' practice.

The above determinations involve subjective judgments with respect to the method of valuation used and the parameters used in the valuation. If these subjective judgments prove to be inaccurate, our financial condition and results of operations could be materially and adversely affected.

Valuation of Deferred Income Taxes

Deferred income taxes reflect the net tax effects of (1) temporary differences between the carrying amounts of assets and liabilities for financial reporting purposes and the amounts used for income tax purposes, and

(2) operating loss and tax credit carryforwards. Pursuant to SFAS No.109, "Accounting for Income Taxes," as amended ("SFAS No.109"), a valuation allowance is recognized for any portion of the deferred tax assets where it is considered more likely than not that it will not be realized, based on projected future income and future reversals of existing taxable temporary differences. Because we have not opted to be subject to consolidated taxation, deferred tax assets and liabilities are calculated separately for each member of our consolidated group.

The determination of a valuation allowance is an inherently uncertain process due to the use of projected future taxable income and subjective assessments in the effectiveness of our available tax planning strategies provided for under SFAS No.109. For example, variances in future projected operating performance or tax law changes that impact our tax planning strategies could result in a change in the valuation allowance. If we are not able to realize all or part of our net deferred tax assets in the future, an adjustment to our valuation allowance would be charged to income tax expense in the period such determination is made, and this could materially and adversely affect our financial condition and results of operations.

Pension and Other Employee Benefit Plans

Mizuho Financial Group, its principal banking subsidiaries and certain other subsidiaries sponsor severance and pension plans, which provide defined benefits to retired employees. Periodic expense and accrued liabilities are computed based on a number of actuarial assumptions, including mortality, withdrawals, discount rates, expected long-term rates of return on our plan assets and rates of increase in future compensation levels.

Actual results that differ from the assumptions are accumulated and amortized over future periods and therefore generally affect future pension expenses. While management believes that the assumptions used are appropriate, differences in actual experience or changes in assumptions may adversely affect pension expenses in the future.

In estimating the discount rates, we use interest rates on high-quality fixed-income governmental and corporate bonds that received a rating of AA or higher from rating agencies. The durations of such bonds closely match that of the pension benefit obligation. Assumed discount rates were reevaluated at each measurement date.

The expected rate of return for each asset class is based primarily on various aspects of the long-term prospects for the economy that include historical performance and the market environment.

For further information on our pension benefits, see note 21 to the consolidated financial statements included elsewhere in this annual report.

Operating Results

The following table shows certain information as to our income, expenses and net income for the fiscal years ended March 31, 2005, 2006 and 2007:

	Fiscal years ended March 31,		
	2005	2006	2007
	(in billions of yen)		
Interest and dividend income	¥1,615.4	¥1,957.9	¥2,639.3
Interest expense	578.6	944.9	1,571.4
Net interest income	1,036.8	1,013.0	1,067.9
Provision (credit) for loan losses	55.0	(157.7)	182.1
Net interest income after provision (credit) for loan losses	981.8	1,170.7	885.8
Noninterest income	1,599.7	995.1	1,195.9
Noninterest expenses	1,379.0	1,454.3	1,294.6
Income before income tax expense (benefit)	1,202.5	711.5	787.1
Income tax expense (benefit)	124.4	(374.2)	163.2
Net income	¥1,078.1	¥1,085.7	¥ 623.9

Executive Summary

Fiscal Year Ended March 31, 2007 Compared to Fiscal Year Ended March 31, 2006

Net interest income increased by ¥54.9 billion, or 5.4%, from the previous fiscal year to ¥1,067.9 billion in the fiscal year ended March 31, 2007 due to the increase in net domestic interest and dividend income of ¥7.2 billion and the increase in net foreign interest and dividend income of ¥47.7 billion. The increase in net domestic interest and dividend income was due mainly to an increase in interest and dividend income on loans and investments, reflecting a rise in the average loan yield as a result of rising yen interest rate levels, offset in part by an increase in domestic interest expense, such as interest expense on deposits, reflecting an increase in yen interest rate levels. The increase in net foreign interest and dividend income was due mainly to the effects of an increase in the average balance of foreign investments and loans as a result of our efforts to increase such assets which more than offset the effects of increases in average interest rates on foreign short-term borrowings and foreign deposits, reflecting a general increase in U.S. dollar and euro interest rate levels, and the increase in their average balances as we sought to increase funding from these sources for our investments in foreign securities and loans. We had a provision for loan losses of ¥182.1 billion compared to a credit of ¥157.7 billion in the previous fiscal year due to a significant provision for loan losses with respect to loans to a large non-bank financial company and another large borrower and its subsidiaries, offset in part by the effect of the improvements in the credit quality of our previously troubled borrowers and general improvements in the Japanese economy.

Noninterest income increased by ¥200.8 billion, or 20.2%, from the previous fiscal year to ¥1,195.9 billion in the fiscal year ended March 31, 2007 due mainly to an increase in trading account gains—net and other noninterest income offset in part by an incurrence of investment losses—net. The increase in trading account gains—net was due mainly to the gain related to changes in the fair value of derivatives and other financial instruments used for hedging purpose that were not eligible for hedge accounting under U.S. GAAP. The increase in other noninterest income was due mainly to the subsidy received from the Japanese government in connection with the completion of the transfer of the obligations and assets relating to the substitutional portion of the employees' pension funds to the government. These increases were offset in part by investment losses—net due mainly to impairment losses on equity securities, relating primarily to preferred stock issued by a large non-bank financial company.

Noninterest expenses decreased by ¥159.7 billion, or 11.0%, from the previous fiscal year to ¥1,294.6 billion in the fiscal year ended March 31, 2007 due mainly to a credit for losses on off-balance-sheet instruments compared to a provision in the previous fiscal year, reflecting the sale of commitment lines for certain large obligors, and a decrease in other noninterest expenses, reflecting mainly the losses recorded in the fiscal year ended March 31, 2006 due to the erroneous order to the Tokyo Stock Exchange by Mizuho Securities.

As a result of the foregoing, income before income tax expense (benefit) increased by ¥75.6 billion to ¥787.1 billion. We recorded an income tax expense of ¥163.2 billion in the fiscal year ended March 31, 2007, compared to an income tax benefit of ¥374.2 billion in the previous fiscal year due mainly to the deferred income tax expense of ¥112.9 billion compared to a benefit of ¥444.6 billion. The deferred income tax expense was due to the decrease in deferred tax assets, net of valuation allowance, as a result of the decrease in valuation allowance being smaller than the decrease in gross deferred tax assets resulting from of the utilization of net operating loss carryforwards. As a result, net income in the fiscal year ended March 31, 2007 was ¥623.9 billion, a decrease of ¥461.8 billion from the previous fiscal year.

Fiscal Year Ended March 31, 2006 Compared to Fiscal Year Ended March 31, 2005

Net interest income decreased by ¥23.8 billion, or 2.3%, from the previous fiscal year to ¥1,013.0 billion in the fiscal year ended March 31, 2006 due to the decrease in net domestic interest and dividend income of ¥103.5 billion offset in part by the increase in net foreign interest and dividend income of ¥79.7 billion. The decrease in net domestic interest and dividend income was due mainly to a decrease in interest income on loans, reflecting a

decrease in average loan balance and a decrease in loan spreads as a result of increased competition in the domestic loan market, and an increase in domestic interest expense, reflecting an increase in yen interest rate levels. The increase in net foreign interest and dividend income was due mainly to the effects of an increase in the average balance of foreign investments and loans as a result of our efforts to increase such assets and the effect of the depreciation of the yen against other major currencies offset in part by the effects of increased competition regarding loans to foreign affiliates of Japanese corporations. We had a reversal of provision for loan losses, or a credit, of ¥157.7 billion compared to a provision of ¥55.0 billion in the previous fiscal year due to improvements in the quality of our loan portfolio.

Noninterest income decreased by ¥604.6 billion, or 37.8%, from the previous fiscal year to ¥995.1 billion in the fiscal year ended March 31, 2006 due mainly to declines in investment gains–net, trading account gains–net and foreign exchange gains (losses)–net. The decline in investment gains–net was due mainly to the recognition of losses on sales related to our bond portfolio. The decline in foreign exchange gains (losses)–net was due mainly to translation losses with respect to foreign currency-denominated liabilities that were incurred to offset foreign exchange risk related to foreign currency-denominated available-for-sale securities. The decline in trading account gains–net was due mainly to losses related to changes in the fair value of derivatives and other financial instruments used for hedging purpose that were not eligible for hedge accounting under U.S. GAAP. These effects were offset in part by an increase in fees and commissions income.

Noninterest expenses increased by ¥75.3 billion, or 5.5%, from the previous fiscal year to ¥1,454.3 billion in the fiscal year ended March 31, 2006 due mainly to an increase in provision for losses on off-balance-sheet instruments, reflecting downgrades in credit ratings of certain commitment line customers, and other noninterest expenses, reflecting mainly the losses incurred due to the erroneous order to the Tokyo Stock Exchange by Mizuho Securities.

As a result of the foregoing, income before income tax expense (benefit) decreased by ¥491.0 billion to ¥711.5 billion. We recorded an income tax benefit of ¥374.2 billion, compared with an income tax expense of ¥124.4 billion in the previous fiscal year due mainly to the decrease of deferred income tax expense, resulting in net income in the fiscal year ended March 31, 2006 of ¥1,085.7 billion, an increase of ¥7.6 billion, or 0.7%, from the previous fiscal year.

Net Interest Income

The following table shows the average balance of interest-earning assets and interest-bearing liabilities, interest amounts and the average interest rates on such assets and liabilities for the fiscal years ended March 31, 2005, 2006 and 2007:

	Fiscal years ended March 31,								
	2005			2006			2007		
	Average balance	Interest amount	Interest rate	Average balance	Interest amount	Interest rate	Average balance	Interest amount	Interest rate
	(in billions of yen, except percentages)								
Domestic:									
Interest-bearing deposits in other banks	¥ 1,185.7	¥ 16.8	1.41%	¥ 876.7	¥ 25.3	2.88%	¥ 585.7	¥ 29.7	5.08%
Call loans and funds sold, and receivables under resale agreements and securities borrowing transactions	8,270.8	4.4	0.05	7,695.1	5.1	0.07	7,965.5	25.4	0.32
Trading account assets	6,470.2	28.3	0.44	7,832.0	20.5	0.26	6,695.1	19.9	0.30
Investments	27,369.5	116.2	0.42	30,404.6	155.3	0.51	28,106.5	234.1	0.83
Loans	60,500.8	935.9	1.55	58,348.1	836.5	1.43	58,401.0	899.1	1.54
Total interest-earning assets	103,797.0	1,101.6	1.06	105,156.5	1,042.7	0.99	101,753.8	1,208.2	1.19
Deposits	67,999.1	73.6	0.11	60,742.0	121.6	0.20	62,072.8	234.5	0.38
Debentures	8,580.0	68.7	0.80	7,256.5	48.2	0.66	5,629.2	34.1	0.61
Short-term borrowings ⁽¹⁾	19,536.0	23.6	0.12	21,047.8	37.4	0.18	19,220.3	81.7	0.43
Trading account liabilities	4,091.0	32.3	0.79	5,145.9	33.7	0.66	4,658.2	13.7	0.29
Long-term debt	5,945.7	124.2	2.09	6,430.6	126.1	1.96	5,796.7	161.3	2.78
Total interest-bearing liabilities	106,151.8	322.4	0.30	100,622.8	367.0	0.36	97,377.2	525.3	0.54
Net	(2,354.8)	779.2	0.76	4,533.7	675.7	0.63	4,376.6	682.9	0.65
Foreign:									
Interest-bearing deposits in other banks	562.2	13.2	2.36	623.8	25.8	4.13	1,231.1	46.9	3.81
Call loans and funds sold, and receivables under resale agreements and securities borrowing transactions	5,873.2	113.1	1.93	7,284.5	262.2	3.60	9,574.9	477.8	4.99
Trading account assets	3,981.7	45.1	1.13	3,906.5	40.8	1.04	3,865.7	49.6	1.28
Investments	4,653.6	167.4	3.60	7,567.0	295.1	3.90	8,882.6	378.8	4.26
Loans	5,759.5	175.0	3.04	7,269.2	291.3	4.01	9,641.9	478.0	4.96
Total interest-earning assets	20,830.2	513.8	2.47	26,651.0	915.2	3.43	33,196.2	1,431.1	4.31
Deposits	2,988.8	58.0	1.94	5,490.0	154.5	2.81	8,675.0	349.1	4.02
Short-term borrowings ⁽¹⁾	8,385.7	158.9	1.90	11,007.9	388.8	3.53	12,651.4	620.5	4.90
Trading account liabilities	3,110.6	22.4	0.72	3,254.5	19.1	0.59	3,597.2	58.0	1.61
Long-term debt	818.9	16.9	2.06	734.5	15.5	2.11	455.9	18.5	4.06
Total interest-bearing liabilities	15,304.0	256.2	1.67	20,486.9	577.9	2.82	25,379.5	1,046.1	4.12
Net	5,526.2	257.6	0.80	6,164.1	337.3	0.61	7,816.7	385.0	0.19
Total:									
Total interest-earning assets	124,627.2	1,615.4	1.30	131,807.5	1,957.9	1.49	134,950.0	2,639.3	1.96
Total interest-bearing liabilities	121,455.8	578.6	0.48	121,109.7	944.9	0.78	122,756.7	1,571.4	1.28
Net	¥ 3,171.4	¥1,036.8	0.82	¥ 10,697.8	¥1,013.0	0.71	¥ 12,193.3	¥1,067.9	0.68

Note:

- (1) Short-term borrowings consist of due to trust accounts, call money and funds purchased, payables under repurchase agreements and securities lending transactions, commercial paper and other short-term borrowings.

Fiscal Year Ended March 31, 2007 Compared to Fiscal Year Ended March 31, 2006

Interest and dividend income increased by ¥681.4 billion, or 34.8%, from the previous fiscal year to ¥2,639.3 billion yen in the fiscal year ended March 31, 2007. Domestic interest and dividend income accounted for ¥1,208.2 billion of the total amount, an increase of ¥165.5 billion from the previous fiscal year, and foreign interest and dividend income accounted for ¥1,431.1 billion, an increase of ¥515.8 billion from the previous fiscal year.

The increase in domestic interest and dividend income was due mainly to the increase in interest and dividend income from domestic loans and domestic investments. The increase in interest income from domestic loans was due to a rise in the average yield on domestic loans. The average yield on domestic loans rose by 0.11% reflecting an increase in yen interest rate level. The increase in interest and dividend income from investments was due mainly to the increase of 0.32% in average yield reflecting an increase in yen interest rate levels, offset in part by the effect of a decrease in the average balance of domestic investments of ¥2,298.1 billion resulting from the sales of bonds with relatively low yields in connection with the restructuring of our bond portfolio. The changes in the average yields on domestic interest-earning assets contributed to an overall increase in interest and dividend income of ¥187.3 billion, and the changes in average balances of domestic interest-earning assets contributed to an overall decrease in interest and dividend income of ¥21.7 billion, the latter due mainly to the decrease in average balance of domestic investments and trading account assets, resulting in the ¥165.6 billion decrease in domestic interest and dividend income.

The significant increase in foreign interest and dividend income was due mainly to increases in interest and dividend income from foreign call loans and funds sold, and receivables under resale agreements and securities borrowing transactions as well as foreign loans. These increases were, in turn, due to an increase in average yield, reflecting a general increase in U.S. dollar and euro interest rate levels, and an increase in average balances, reflecting the increases in our foreign investment and lending as a result of our efforts to increase such foreign assets. The changes in average yields on foreign interest-earning assets contributed to an overall increase in interest and dividend income of ¥234.0 billion, and the changes in average balances of foreign interest-earning assets contributed to an overall increase in interest and dividend income of ¥281.8 billion, resulting in the ¥515.8 billion increase in foreign interest and dividend income.

Interest expense increased by ¥626.5 billion, or 66.3%, from the previous fiscal year to ¥1,571.4 billion in the fiscal year ended March 31, 2007. Domestic interest expense accounted for ¥525.3 billion of the total amount, an increase of ¥158.3 billion from the previous fiscal year, and foreign interest expense accounted for ¥1,046.1 billion of the total amount, an increase of ¥468.2 billion from the previous fiscal year.

The increase in domestic interest expense was due mainly to an increase in interest expense on domestic deposits and short-term borrowings. The increase in interest expense on domestic interest-bearing deposits was due to an increase of 0.18% in the average interest rate, reflecting an increase in yen interest rate levels. The increase in interest expense on short-term borrowings also reflects the increase in yen interest rate levels. The changes in average interest rates on domestic interest-bearing liabilities contributed to an overall increase in interest expense of ¥182.4 billion, offset in part by a decrease in interest expense of ¥24.1 billion due to the changes in average balances of domestic interest-bearing liabilities, resulting in the ¥158.3 billion increase in domestic interest expense. Although the increase of 0.11% in average yield on domestic loans in the fiscal year ended March 31, 2007 compared to the previous fiscal year was smaller than the increase of 0.18% in the average rate on domestic interest-bearing deposits over the same period, after taking into account the effects of domestic

non-interest-bearing deposits and domestic debentures and excluding the effects of non-yen-denominated domestic interest-bearing deposits and non-yen-denominated domestic loans, the increase in the average yield on yen-denominated domestic loans in the fiscal year ended March 31, 2007 compared to the previous fiscal year slightly exceeded the increase in the average rate on yen-denominated domestic deposits and debentures over the same period, thus showing a widening of the difference between such average yield and average rate.

The increase in foreign interest expense was due mainly to increases in interest expense on foreign short-term borrowings and foreign deposits. These increases were due mainly to the increase in average interest rates on these liabilities, reflecting a general increase in U.S. dollar and euro interest rate levels, and the increase in their average balances as we sought to increase funding from these sources for our investments in foreign securities and loans. The changes in average interest rates on foreign interest-bearing liabilities contributed to an overall increase in interest expense of ¥292.0 billion, and the changes in average balances of foreign interest-bearing liabilities contributed to an overall increase in interest expense of ¥176.2 billion, resulting in the ¥468.2 billion increase in foreign interest expense.

As a result of the foregoing, net interest income increased by ¥54.9 billion, or 5.4%, from the previous fiscal year to ¥1,067.9 billion. Average interest rate spread declined by 0.03% to 0.68%, with domestic average interest rate spread rising by 0.02%, due mainly to a rise in average yield on investments and loans, which more than offset the effect of a rise in average interest rate on deposits, both of which reflects rising yen interest rate levels. Foreign average interest rate spread declined by 0.42% due mainly to the effect of the rise in average interest rate on short-term borrowings exceeding the effect of the rise in average yield on loans.

Fiscal Year Ended March 31, 2006 Compared to Fiscal Year Ended March 31, 2005

Interest and dividend income increased by ¥342.5 billion, or 21.2%, from the previous fiscal year to ¥1,957.9 billion yen in the fiscal year ended March 31, 2006. Domestic interest and dividend income accounted for ¥1,042.7 billion of the total amount, a decrease of ¥58.9 billion from the previous fiscal year, and foreign interest and dividend income accounted for ¥915.2 billion, an increase of ¥401.4 billion.

The decrease in domestic interest and dividend income was due mainly to the decrease in interest and dividend income from domestic loans and domestic trading account assets. The decrease in interest income from domestic loans was due to a decline in the average yield on, and average balance of, domestic loans. The average yield on domestic loans declined by 0.12% due mainly to increased competition among lenders. The average loan balance of domestic loans declined by ¥2,152.7 billion, reflecting our efforts to reduce impaired loans and reduced corporate loan demand, although the balance of domestic loans as of March 31, 2006 increased compared to March 31, 2005 as the balance of domestic loans bottomed out and began to increase in the second half of the fiscal year ended March 31, 2006, reflecting a recovery in corporate loan demand as the Japanese economy continued to improve. These decreases in income were offset in part by an increase in interest and dividend income from investments due mainly to the increase in average yield on domestic investments, reflecting the increase in yen interest rate levels, and the increase in the average balance of investments, reflecting primarily an increase in Japanese government bonds due to an increase in short-term bonds and bonds with variable interest rates which more than offset the effect of the sales of long-term bonds in connection with the restructuring of our bond portfolio. The changes in the average yields on domestic interest-earning assets contributed to an overall decrease in interest and dividend income of ¥45.7 billion, and the changes in average balances of domestic interest-earning assets contributed to an overall decrease in interest and dividend income of ¥13.2 billion, the latter due mainly to the decrease in average balance of domestic loans, resulting in the ¥58.9 billion decrease in domestic interest and dividend income.

The significant increase in foreign interest and dividend income was due mainly to increases in interest and dividend income from foreign call loans and funds sold, and receivables under resale agreements and securities borrowing transactions, foreign loans and foreign investments. These increases were, in turn, due to an increase in average yield, reflecting a general increase in U.S. dollar and euro interest rate levels, and an increase in

average balances, reflecting mainly increases in foreign investments such as bonds and foreign loans as we increased our investment and lending activities and due to the depreciation of the yen against other major currencies. However, the increase in the average yield on foreign interest-earning assets, including loans, was smaller than the increase in the interest rate on foreign interest-bearing liabilities due mainly to the increase in competition in loans to foreign affiliates of Japanese corporations, reflecting the increase in competition in the domestic loan market. The changes in average yields on foreign interest-earning assets contributed to an overall increase in interest and dividend income of ¥203.3 billion, and the changes in average balances of foreign interest-earning assets contributed to an overall increase in interest and dividend income of ¥198.1 billion, resulting in the ¥401.4 billion increase in foreign interest and dividend income.

Interest expense increased by ¥366.3 billion, or 63.3%, from the previous fiscal year to ¥944.9 billion in the fiscal year ended March 31, 2006. Domestic interest expense accounted for ¥367.0 billion of the total amount, an increase of ¥44.6 billion from the previous fiscal year, and foreign interest expense accounted for ¥577.9 billion of the total amount, an increase of ¥321.7 billion from the previous fiscal year.

The increase in domestic interest expense was due mainly to an increase in interest expense on domestic deposits and domestic short-term borrowings offset in part by a decrease in interest expense on debentures. The increase in interest expense on domestic deposits was due to an increase of 0.09% in the average interest rate, reflecting an increase in yen interest rate levels which affected mainly the applicable interest rates on time deposits, offset in part by the decrease of ¥7,257.1 billion in the average balance of domestic deposits, reflecting mainly a decrease in interest-bearing demand deposits and deposits at notice which are not covered by deposit insurance offset in part by an increase in non-interest-bearing demand deposits. The decrease in interest expense on debentures was due to decreases in both the average interest rate and average balance, and the increase in interest expense on domestic short-term borrowings was due mainly to an increase in the average interest rate. The changes in average interest rates on domestic interest-bearing liabilities contributed to an overall increase in interest expense of ¥47.5 billion, offset in part by a decrease in interest expense of ¥2.9 billion due to the changes in average balances of domestic interest-bearing liabilities, resulting in the ¥44.6 billion increase in domestic interest expense.

The increase in foreign interest expense was due mainly to increases in interest expense on foreign short-term borrowings and foreign deposits. These increases were due mainly to the increase in average interest rates on these liabilities, reflecting a general increase in U.S. dollar and euro interest rate levels, and the increase in their average balance as we sought to increase funding from these sources for our investments in foreign securities and loans. The changes in average interest rates on foreign interest-bearing liabilities contributed to an overall increase in interest expense of ¥198.5 billion, and the changes in average balances of foreign interest-bearing liabilities contributed to an overall increase in interest expense of ¥123.2, resulting in the ¥321.7 billion increase in foreign interest expense.

As a result of the foregoing, net interest income decreased by ¥23.8 billion, or 2.3%, from the previous fiscal year to ¥1,013.0 billion. Average interest rate spread declined by 0.11% to 0.71%, with domestic average interest rate spread declining by 0.13%, due mainly to a decrease in loan spreads, reflecting increased competition in the domestic loan market, and foreign average interest rate spread declining by 0.19%, due mainly to a decrease in loan spreads to foreign affiliates of Japanese corporations, reflecting the increased competition in the domestic loan market.

Provision (Credit) for Loan Losses

Fiscal Year Ended March 31, 2007 Compared to Fiscal Year Ended March 31, 2006

We had a provision for loan losses of ¥182.1 billion in the fiscal year ended March 31, 2007 compared to a credit for loan losses of ¥157.7 billion in the previous fiscal year. The provision in the fiscal year ended March 31, 2007 was due mainly to an increase in allowance for loan losses reflecting mainly the downgrade in credit rating of a large non-bank financial company and another large borrower and its subsidiaries, which was

offset by the effect of improvements in the credit quality of our previously troubled borrowers and general improvements in the Japanese economy. See “—Financial Condition—Loans—Provision (credit) for loan losses.”

Fiscal Year Ended March 31, 2006 Compared to Fiscal Year Ended March 31, 2005

Improvements in the credit quality of many of our previously troubled borrowers and general improvements in the Japanese economy enabled us to reverse a portion of the allowance for loan losses and record a credit of ¥157.7 billion in the fiscal year ended March 31, 2006 compared to a provision for loan losses of ¥55.0 billion in the previous fiscal year.

Noninterest Income

The following table shows a breakdown of noninterest income for the fiscal years ended March 31, 2005, 2006 and 2007:

	Fiscal years ended March 31,		
	2005	2006	2007
	(in billions of yen)		
Fees and commissions	¥ 602.1	¥ 688.7	¥ 683.0
Fees and commissions from deposits, debentures and lending business	103.0	113.9	116.3
Fees and commissions from remittance business	113.8	116.0	116.0
Fees and commissions from securities-related business	103.0	133.2	101.9
Trust fees	63.0	75.8	66.3
Fees for other customer services	219.3	249.8	282.5
Foreign exchange gains (losses)—net	(0.3)	(110.7)	(51.3)
Trading account gains—net	190.0	20.3	389.9
Investment gains (losses)—net	471.9	143.5	(186.0)
Investment gains (losses) related to bonds	46.4	(179.6)	(121.6)
Investment gains (losses) related to equity securities	418.6	289.0	(43.0)
Others	6.9	34.1	(21.4)
Gains on disposal of premises and equipment	80.6	65.5	64.6
Other noninterest income	255.4	187.8	295.7
Total noninterest income	<u>¥1,599.7</u>	<u>¥ 995.1</u>	<u>¥1,195.9</u>

Fiscal Year Ended March 31, 2007 Compared to Fiscal Year Ended March 31, 2006

Noninterest income increased by ¥200.8 billion, or 20.2%, from the previous fiscal year to ¥1,195.9 billion in the fiscal year ended March 31, 2007. The increase was due mainly to an increase in trading account gains—net of ¥369.6 billion and an increase in other noninterest income of ¥107.9 billion offset in part by an incurrence of investment losses—net of ¥186.0 billion compared to investment gains—net of ¥143.5 billion in the previous fiscal year.

Fees and commissions

Fees and commissions income decreased by ¥5.7 billion, or 0.8%, from the previous fiscal year to ¥683.0 billion in the fiscal year ended March 31, 2007. The decrease was due mainly to a decrease of ¥31.3 billion in fees and commissions from securities-related business and a decrease of ¥9.5 billion in trust fees, offset in part by an increase of ¥32.7 billion in fees for other customer services. The decrease in fees and commissions from securities-related business was due mainly to decreases in stock brokerage fees and underwriting commissions related to private offerings of debt securities, offset in part by an increase in sales commissions related to

investment trusts. Trust fees decreased due mainly to fees recorded in the fiscal year ended March 31, 2006 in connection with a one-time sale of loan assets related to loan trusts in connection with our cessation of sales activities for loan trust products. The increase in fees for other customer services was due mainly to increases in trust business-related fees other than those included in trust fees such as brokerage fees related to real estate transactions, fees from agency businesses such as credit card processing fees earned by UC Card and other fees and commissions such as sales agency fees related to insurance products. UC Card, a former consolidated subsidiary of ours, became an equity-method affiliate of ours in June 2007 in connection with the consolidation and reorganization of our credit card business. Accordingly, fees from agency business of UC Card will not be recorded under fees and commissions beginning the fiscal year ending March 31, 2008, and our share of income or loss of UC Card will instead be included within investment gains-net.

Foreign exchange losses-net

Foreign exchange losses-net decreased by ¥59.4 billion, or 53.7%, from the previous fiscal year to ¥51.3 billion in the fiscal year ended March 31, 2007. The decrease was due mainly to a decrease of ¥129.6 billion from ¥246.9 billion in the fiscal year ended March 31, 2006 to ¥117.3 billion in the fiscal year ended March 31, 2007 in translation losses with respect to foreign currency-denominated liabilities that were funded and incurred to offset foreign exchange risk related to foreign currency-denominated available-for-sale securities.

Trading account gains-net

Trading account gains-net increased by ¥369.6 billion from ¥20.3 billion in the previous fiscal year to ¥389.9 billion in the fiscal year ended March 31, 2007. The increase was due to the gain of ¥70.6 billion in the fiscal year ended March 31, 2007 related to changes in the fair value of instruments used to hedge market risks, mainly interest rate risk, that are not eligible for hedge accounting under U.S. GAAP, which was a loss of ¥282.7 billion in the previous fiscal year.

Investment gains (losses)-net

Investment gains (losses)-net were losses of ¥186.0 billion in the fiscal year ended March 31, 2007 compared to gains of ¥143.5 billion in the previous fiscal year. The change was due mainly to the investment losses related to equity securities of ¥43.0 billion incurred in the fiscal year ended March 31, 2007, compared to investment gains related to equity securities of ¥289.0 billion, due mainly to impairment losses on preferred stock issued by a large non-bank financial company. Investment losses related to bonds decreased by ¥58.0 billion to ¥121.6 billion in the fiscal year ended March 31, 2007 due mainly to ¥148.5 billion in losses realized on the sale of Japanese government bonds in connection with the restructuring of our bond portfolio and ¥75.4 billion in impairment losses on Japanese government bonds in the fiscal year ended March 31, 2006. The effect was offset in part by ¥160.2 billion in impairment losses on Japanese government bonds in the fiscal year ended March 31, 2007 reflecting rising interest rates.

Gains on disposal of premises and equipment

Gains on disposal of premises and equipment decreased by ¥0.9 billion, or 1.4%, from the previous fiscal year to ¥64.6 billion in the fiscal year ended March 31, 2007 due mainly to lower gains on the sale of real estate related to closed branches.

Other noninterest income

Other noninterest income increased by ¥107.9 billion, or 57.5%, from the previous fiscal year to ¥295.7 billion in the fiscal year ended March 31, 2007. The increase was due mainly to the subsidy of ¥177.4 billion received from the Japanese government after the completion of the transfer of the obligations and assets relating to the substitutional portion of the employees' pension funds to the government in the fiscal year ended March 31, 2007. The increase was offset in part by a decrease in gains on the sales of stock of subsidiary

companies reflecting mainly the sale of a portion of our shares of Mizuho Trust & Banking in the fiscal year ended March 31, 2006 in order to maintain the subsidiary's status as a listed company in compliance with the change in delisting rules of the Tokyo Stock Exchange. Additional information regarding the transfer of the obligation and assets relating to the employees' pension funds to the government is included in note 21 to our consolidated financial statements included elsewhere in this annual report.

Fiscal Year Ended March 31, 2006 Compared to Fiscal Year Ended March 31, 2005

Noninterest income decreased by ¥604.6 billion, or 37.8%, from the previous fiscal year to ¥995.1 billion in the fiscal year ended March 31, 2006. The decrease was due mainly to a decrease in investment gains (losses)—net of ¥328.4 billion, a decrease in trading account gains—net of ¥169.7 billion and an increase in foreign exchange losses—net of ¥110.4 billion offset in part by an increase in fees and commissions of ¥86.6 billion.

Fees and commissions

Fees and commissions income increased by ¥86.6 billion, or 14.4%, from the previous fiscal year to ¥688.7 billion in the fiscal year ended March 31, 2006. Each category into which we divide fees and commissions income increased, with the increases in fees for other customer services and fees and commissions from securities-related business being the most significant. Fees for other customer services increased by ¥30.5 billion to ¥249.8 billion due mainly to an increase in trust business-related fees other than those included in trust fees and in fees from agency businesses such as credit card processing fees earned by UC Card. Fees and commissions from securities-related business increased by ¥30.2 billion to ¥133.2 billion due mainly to increases in stock brokerage fees and sales commissions related to investment trusts. Trust fees increased by ¥12.8 billion to ¥75.8 billion due mainly to an increase in fees related to trust and asset management services and an increase in fees attributed to a one-time sale of all the loan assets held in loan trust accounts. During the fiscal year ended March 31, 2006, we decided to end the sale of loan trust products in light of these products being superseded by other investment products. In anticipation of the need to repay each trust beneficiaries' principal upon maturity, as the trust beneficiary could no longer reinvest funds in loan trust products, we sold all of the loan assets held on behalf of the trust beneficiaries. Because the master agreement for the loan trust provides that the trust beneficiaries generally receive a pre-determined dividend rate, with the trust fees paid to us generally equal to the amount of trust profits after deducting dividends paid to the trust beneficiaries, the excess of income earned and gains on sale of the loan assets over the pre-determined dividend rate is recognized by us as trust fees in our consolidated statements of income.

Foreign exchange losses—net

Foreign exchange losses—net increased by ¥110.4 billion from the previous fiscal year to ¥110.7 billion in the fiscal year ended March 31, 2006. The increase was due mainly to an increase of ¥110.3 billion from ¥136.6 billion in the fiscal year ended March 31, 2005 to ¥246.9 billion in the fiscal year ended March 31, 2006 in translation losses with respect to foreign currency-denominated liabilities that were funded and incurred to offset foreign exchange risk related to foreign currency-denominated available-for-sale securities.

Trading account gains—net

Trading account gains—net decreased by ¥169.7 billion, or 89.3%, from the previous fiscal year to ¥20.3 billion in the fiscal year ended March 31, 2006. The decrease was due to the loss related to changes in the fair value of instruments used to hedge market risks, mainly interest rate risk, that are not eligible for hedge accounting under U.S. GAAP, which increased ¥206.3 billion from the previous fiscal year to ¥282.7 billion in the fiscal year ended March 31, 2006.

Investment gains—net

Investment gains—net decreased by ¥328.4 billion, or 69.6%, from the previous fiscal year to ¥143.5 billion in the fiscal year ended March 31, 2006. Investment gains (losses) related to bonds were losses of ¥179.6 billion

compared to gains of ¥46.4 billion in the previous fiscal year. The losses in the fiscal year ended March 31, 2006 were due mainly to ¥148.5 billion in losses realized on the sale of Japanese government bonds in connection with the restructuring of our bond portfolio and ¥75.4 billion in impairment losses on Japanese government bonds offset in part by gains from sales of bonds. Investment gains related to equity securities decreased by ¥129.6 billion to ¥289.0 billion due to a slowdown in our sales of equity securities compared to the previous fiscal year offset in part by a decrease in impairment losses on equity securities from ¥57.6 billion in the fiscal year ended March 31, 2005 to ¥38.3 billion in the fiscal year ended March 31, 2006 due to strong Japanese equity markets.

Gains on disposal of premises and equipment

Gains on disposal of premises and equipment decreased by ¥15.1 billion, or 18.8%, from the previous fiscal year to ¥65.5 billion in the fiscal year ended March 31, 2006 due mainly to lower gains on the sale of real estate related to closed branches.

Other noninterest income

Other noninterest income decreased by ¥67.6 billion, or 26.5%, from the previous fiscal year to ¥187.8 billion in the fiscal year ended March 31, 2006. The decrease was due mainly to the inclusion for the fiscal year ended March 31, 2005 of interest on the refund of provisional tax payments in the amount of ¥102.1 billion as a result of the favorable decision by the Supreme Court of Japan related to a write-off of loans to Japan Housing Loan, Inc. offset in part by an increase in gains on the sales of stock of subsidiary companies by ¥29.7 billion due mainly to the sale of a portion of our shares of Mizuho Trust & Banking in order to maintain the subsidiary's status as a listed company in compliance with the change in delisting rules of the Tokyo Stock Exchange.

Noninterest Expenses

The following table shows a breakdown of noninterest expenses for the fiscal years ended March 31, 2005, 2006 and 2007:

	Fiscal years ended March 31,		
	2005	2006	2007
	(in billions of yen)		
Salaries and employee benefits	¥ 451.5	¥ 435.2	¥ 416.7
General and administrative expenses	462.1	455.7	481.0
Occupancy expenses	227.3	178.2	172.5
Fees and commission expenses	86.2	96.1	111.6
Provision (credit) for losses on off-balance-sheet instruments	(25.8)	34.0	(37.8)
Minority interest in consolidated subsidiaries	30.9	69.0	27.7
Other noninterest expenses	146.8	186.1	122.9
Total noninterest expenses	<u>¥1,379.0</u>	<u>¥1,454.3</u>	<u>¥1,294.6</u>

Fiscal Year Ended March 31, 2007 Compared to Fiscal Year Ended March 31, 2006

Noninterest expenses decreased by ¥159.7 billion, or 11.0%, from the previous fiscal year to ¥1,294.6 billion in the fiscal year ended March 31, 2007. The decrease was due mainly to a credit for losses on off-balance-sheet instruments of ¥37.8 billion, compared to a provision of ¥34.0 billion in the previous fiscal year, a decrease in other noninterest expenses of ¥63.2 billion and a decrease in minority interest in consolidated subsidiaries of ¥41.3 billion offset in part by an increase in general and administrative expenses of ¥25.3 billion.

Salaries and employee benefits

Salaries and employee benefits decreased by ¥18.5 billion, or 4.3%, from the previous fiscal year to ¥416.7 billion in the fiscal year ended March 31, 2007 due mainly to a decrease in employee retirement benefit

expenses, resulting from an increase in the expected return on the retirement plan assets, from ¥62.9 billion in the previous fiscal year to ¥77.3 billion in the fiscal year ended March 31, 2007. The decrease was offset in part by an increase in personnel costs related to an increase in business promotion staff engaged in strategic business areas.

General and administrative expenses

General and administrative expenses increased by ¥25.3 billion, or 5.6%, from the previous fiscal year to ¥481.0 billion in the fiscal year ended March 31, 2007. The increase was due mainly to a ¥16.6 billion increase in other general and administrative expenses related to the enhancements to our infrastructure to promote our consulting activities with individuals and the expansion of our international office network.

Occupancy expenses

Occupancy expenses decreased by ¥5.7 billion, or 3.2%, from the previous fiscal year to ¥172.5 billion in the fiscal year ended March 31, 2007. The decrease was due mainly to a decrease of ¥4.2 billion in depreciation expenses as a result of a reduction in related assets due to the consolidation of branches.

Fees and commission expenses

Fees and commission expenses increased by ¥15.5 billion, or 16.1%, from the previous fiscal year to ¥111.6 billion in the fiscal year ended March 31, 2007. Of this increase, ¥3.2 billion was due to an increase in fees and commission expenses for remittance service as a result of the increase in commission expenses paid in connection with international remittance transactions.

Provision (credit) for losses on off-balance-sheet instruments

Provision (credit) for losses on off-balance-sheet instruments was a credit of ¥37.8 billion in the fiscal year ended March 31, 2007 compared to a provision of ¥34.0 billion in the previous fiscal year. The credit was due mainly to a reversal of allowance for losses on off-balance-sheet transactions as a result mainly of the sale of commitment lines for certain large obligors, which decreased the balance of allowance for losses on off-balance-sheet transactions to ¥43.9 billion as of March 31, 2007 from ¥86.0 billion as of March 31, 2006.

Minority interest in consolidated subsidiaries

Minority interest in consolidated subsidiaries decreased by ¥41.3 billion, or 59.9%, from the previous fiscal year to ¥27.7 billion in the fiscal year ended March 31, 2007 due mainly to decreases in minority interests in our subsidiaries, Mizuho Trust & Banking and UC Card, which accounted for decreases of ¥15.2 billion and ¥10.1 billion, respectively.

Other noninterest expenses

Other noninterest expenses decreased by ¥63.2 billion, or 34.0%, from the previous fiscal year to ¥122.9 billion in the fiscal year ended March 31, 2007 due mainly to ¥40.7 billion in losses incurred in the previous fiscal year related to the erroneous order placed with the Tokyo Stock Exchange by Mizuho Securities in December 2005.

Fiscal Year Ended March 31, 2006 Compared to Fiscal Year Ended March 31, 2005

Noninterest expenses increased by ¥75.3 billion, or 5.5%, from the previous fiscal year to ¥1,454.3 billion in the fiscal year ended March 31, 2006. The increase was due mainly to a provision for losses on off-balance-sheet instruments of ¥34.0 billion, compared to a credit of ¥25.8 billion in the previous fiscal year, an increase in other noninterest expenses of ¥39.3 billion and an increase in minority interest in consolidated subsidiaries of ¥38.1 billion offset in part by a decrease in occupancy expenses of ¥49.1 billion.

Salaries and employee benefits

Salaries and employee benefits decreased by ¥16.3 billion, or 3.6%, from the previous fiscal year to ¥435.2 billion in the fiscal year ended March 31, 2006 due mainly to a decrease in special retirement payments, which are retirement payments to former employees whose contributions during their career were deemed meritorious and to those with particular circumstances. These decreases were offset in part by an increase in personnel costs related to an increase in business promotion staff engaged in strategic business areas.

General and administrative expenses

General and administrative expenses decreased by ¥6.4 billion, or 1.4%, from the previous fiscal year to ¥455.7 billion in the fiscal year ended March 31, 2006. The decrease was due to a ¥16.9 billion decrease in impairment losses as we incurred significant impairments related to software in the fiscal year ended March 31, 2005 in connection with system integration activities at Mizuho Bank. Tax expenses such as consumption tax and property tax decreased by ¥4.9 billion due mainly to a decrease in property tax attributable to sales of real estate related to closed branches. Amortization expenses decreased by ¥1.8 billion as a result mainly of the effects of the completion of systems integration at Mizuho Bank. These decreases were offset in part by an increase in other general and administrative expenses of ¥17.0 billion to ¥330.6 billion due mainly to an increase in expenses related to the expansion of our international office network and advertising.

Occupancy expenses

Occupancy expenses decreased by ¥49.1 billion, or 21.6%, from the previous fiscal year to ¥178.2 billion in the fiscal year ended March 31, 2006. The decrease was due mainly to a decrease in losses from disposal of premises and equipment of ¥38.0 billion to ¥19.7 billion due mainly to lower losses on the sale of real estate related primarily to closed branches compared to the previous fiscal year. Depreciation decreased by ¥9.8 billion to ¥65.8 billion, as a result primarily of a reduction in related assets due to the consolidation of branches.

Fees and commission expenses

Fees and commission expenses increased by ¥9.9 billion, or 11.5%, from the previous fiscal year to ¥96.1 billion in the fiscal year ended March 31, 2006. Fees and commission expenses for remittance service increased by ¥1.6 billion to ¥30.5 billion as a result of the increase in commission expenses paid in connection with international remittance transactions. Fees and commission expenses for securities-related business increased by ¥3.7 billion to ¥15.0 billion due primarily to the increase in transaction costs such as brokerage fees paid by our securities subsidiary as our securities business grew.

Provision (credit) for losses on off-balance-sheet instruments

Provision for losses on off-balance-sheet instruments was ¥34.0 billion compared to a credit of ¥25.8 billion in the previous fiscal year. The provision was due primarily to an increase in allowance for losses on off-balance-sheet transactions as a result mainly of downgrades in credit ratings of certain large obligors to which we provided commitment lines and an increase in allowances for probable losses regarding trust transactions, which increased the balance of allowance for losses on off-balance-sheet transactions to ¥86.0 billion as of March 31, 2006 from ¥52.0 billion as of March 31, 2005.

Minority interest in consolidated subsidiaries

Minority interest in consolidated subsidiaries increased by ¥38.1 billion, or 123.2%, from the previous fiscal year to ¥69.0 billion in the fiscal year ended March 31, 2006 due mainly to increases in income before income taxes of our subsidiaries, Mizuho Trust & Banking, UC Card and Mizuho Investors Securities, which accounted for increases of ¥16.8 billion, ¥9.3 billion and ¥4.7 billion, respectively.

Other noninterest expenses

Other noninterest expenses increased by ¥39.3 billion, or 26.7%, from the previous fiscal year to ¥186.1 billion in the fiscal year ended March 31, 2006 due mainly to ¥40.7 billion in losses related to the erroneous order placed with the Tokyo Stock Exchange by Mizuho Securities in December 2005.

Income Tax Expense (Benefit)

The following table shows the components of income tax expense (benefit) for the fiscal years ended March 31, 2005, 2006 and 2007:

	Fiscal years ended March 31,		
	2005	2006	2007
	(in billions of yen)		
Current:			
Domestic	¥(125.2)	¥ 43.7	¥ 27.9
Foreign	20.0	26.7	22.4
Total current tax expense (benefit)	(105.2)	70.4	50.3
Deferred:			
Domestic	230.0	(445.6)	112.4
Foreign	(0.4)	1.0	0.5
Total deferred tax expense (benefit)	229.6	(444.6)	112.9
Total income tax expense (benefit)	<u>¥ 124.4</u>	<u>¥(374.2)</u>	<u>¥163.2</u>

Fiscal Year Ended March 31, 2007 Compared to Fiscal Year Ended March 31, 2006

Income tax expense (benefit) in the fiscal year ended March 31, 2007 was an expense of ¥163.2 billion compared to a benefit of ¥374.2 billion in the previous fiscal year. Current income tax expense in the fiscal year ended March 31, 2006 decreased by ¥20.1 billion to ¥50.3 billion from the previous fiscal year.

Deferred income tax expense (benefit) in the fiscal year ended March 31, 2007 was an expense of ¥112.9 billion compared to a benefit of ¥444.6 billion in the previous year. Gross deferred tax assets decreased by ¥278.7 billion in the fiscal year ended March 31, 2007 due mainly to a decrease of net operating loss carryforwards resulting from its utilization. The decrease in valuation allowance was smaller than the decrease in gross deferred tax assets due mainly to changes in our estimation of future taxable income. As a result deferred tax assets, net of valuation allowance decreased by ¥99.9 billion from the end of the previous fiscal year to ¥2,445.2 billion at March 31, 2007.

Fiscal Year Ended March 31, 2006 Compared to Fiscal Year Ended March 31, 2005

Income tax expense (benefit) in the fiscal year ended March 31, 2006 was a benefit of ¥374.2 billion compared to an expense of ¥124.4 billion in the previous fiscal year. Current income tax expense (benefit) in the fiscal year ended March 31, 2006 was an expense of ¥70.4 billion compared to a benefit of ¥105.2 billion in the previous fiscal year. This change was due mainly to a one-time tax benefit of ¥152.4 billion in the fiscal year ended March 31, 2005 related to the favorable decision by the Supreme Court of Japan related to a write-off of loans to Japan Housing Loan, Inc.

Deferred income tax expense (benefit) in the fiscal year ended March 31, 2006 was a benefit of ¥444.6 billion compared to an expense of ¥229.6 billion in the previous year. Gross deferred tax assets increased by ¥1,029.6 billion due mainly to an increase of net operating loss carryforwards of Mizuho Financial Group and a subsidiary (as the Mizuho group does not prepare consolidated corporate tax returns in Japan) resulting from the

sale of shares of subsidiaries within the Mizuho group. This increase was offset in part by an increase in the valuation allowance by ¥639.4 billion due mainly to an allowance recorded in connection with the recognition of the net operating loss carryforwards arising from the sale of subsidiary shares reflecting our belief that it was not likely that the net operating loss carryforwards would be utilized prior to expiration. Excluding the effect of this increase resulting from the increase in net operating loss carryforwards arising from the sale of subsidiary shares, the valuation allowance decreased as a result of improved realizability of future tax benefits based mainly on increased expected future taxable income. As a result, deferred tax assets, net of valuation allowance increased by ¥390.2 billion from the end of the previous fiscal year to ¥2,545.1 billion at March 31, 2006.

The following table shows components of deferred tax assets as of March 31, 2005, 2006 and 2007:

	Fiscal years ended March 31,		
	2005	2006	2007
	(in billions of yen)		
Deferred tax assets:			
Investments	¥ 968.4	¥ 1,030.6	¥ 1,142.9
Allowance for loan losses	626.6	424.4	456.8
Derivative financial instruments	41.4	137.2	91.6
Premises and equipment	75.7	53.3	41.9
Financial Stabilization Funds	38.5	34.5	30.3
Net operating loss carryforwards	1,935.9	2,989.9	2,677.0
Other	213.0	259.2	209.9
Gross deferred tax assets	<u>3,899.5</u>	<u>4,929.1</u>	<u>4,650.4</u>
Valuation allowance	<u>(1,744.6)</u>	<u>(2,384.0)</u>	<u>(2,205.2)</u>
Deferred tax assets, net of valuation allowance	2,154.9	2,545.1	2,445.2
Deferred tax liabilities:			
Available-for-sale securities	793.8	1,399.9	1,552.8
Undistributed earnings of subsidiaries	154.5	75.1	36.9
Prepaid pension cost and accrued pension liabilities	18.9	45.7	130.7
Other	39.6	50.6	122.5
Gross deferred tax liabilities	<u>1,006.8</u>	<u>1,571.3</u>	<u>1,842.9</u>
Net deferred tax assets	<u>¥ 1,148.1</u>	<u>¥ 973.8</u>	<u>¥ 602.3</u>

The following table shows deferred tax assets and deferred tax liabilities, which are netted within the same tax jurisdiction for presentation in the balance sheets, as of March 31, 2005, 2006 and 2007:

	As of March 31,		
	2005	2006	2007
	(in billions of yen)		
Deferred tax assets on the balance sheet	¥1,175.2	¥996.5	¥618.7
Deferred tax liabilities on the balance sheet	<u>27.1</u>	<u>22.7</u>	<u>16.4</u>
Net deferred tax assets	<u>¥1,148.1</u>	<u>¥973.8</u>	<u>¥602.3</u>

Net Income

Fiscal Year Ended March 31, 2007 Compared to Fiscal Year Ended March 31, 2006

As a result of the foregoing, net income decreased by ¥461.8 billion from the previous fiscal year to ¥623.9 billion in the fiscal year ended March 31, 2007.

Fiscal Year Ended March 31, 2006 Compared to Fiscal Year Ended March 31, 2005

As a result of the foregoing, net income increased by ¥7.6 billion from the previous fiscal year to ¥1,085.7 billion in the fiscal year ended March 31, 2006.

Business Segments Analysis

The business segment information set forth below is derived from the internal management reporting systems used by management to measure the performance of our business segments. We measure the performance of each of our operating segments primarily in terms of “net business profits” in accordance with Japanese GAAP following internal managerial accounting rules and practices. Net business profits is used as a measure of the profitability of core banking operations in Japan and is defined as gross profits (or the sum of net interest income, fiduciary income, net fee and commission income, net trading income and net other operating income) less general and administrative expenses (excluding non-recurring expenses). Measurement by net business profits is required for regulatory reporting to the Financial Services Agency. Therefore, the format and information is presented primarily on the basis of Japanese GAAP and is not consistent with the consolidated financial statements prepared in accordance with U.S. GAAP. A reconciliation of total net business profits with income before income tax expense (benefit) under U.S. GAAP is provided in note 30 of our consolidated financial statements.

During the fiscal year ended March 31, 2006, we reorganized our business portfolio into three Global Groups: the Global Corporate Group, the Global Retail Group and the Global Asset & Wealth Management Group. The Global Corporate Group consists primarily of Mizuho Corporate Bank and Mizuho Securities, the Global Retail Group consists primarily of Mizuho Bank and Mizuho Investors Securities, and the Global Asset & Wealth Management Group consists primarily of Mizuho Trust & Banking. We divide the businesses of each of Mizuho Corporate Bank and Mizuho Bank into three reportable segments based on customer characteristics and functions. Reportable segments of Mizuho Corporate Bank are: domestic; international; and trading and others. Reportable segments of Mizuho Bank are: retail banking; corporate banking; and trading and others. In addition to the three Global Groups, subsidiaries which provide services to a wide range of customers and which do not belong to a specific Global Group are aggregated as Others.

The Global Corporate Group

Mizuho Corporate Bank

Mizuho Corporate Bank is the main operating company of the Global Corporate Group and provides banking and other financial services to large corporations, financial institutions, public sector entities, foreign corporations, including foreign subsidiaries of Japanese corporations, and foreign governmental entities.

Domestic

This segment provides a variety of financial products and services to large corporations, financial institutions and public sector entities in Japan. The products and services it offers include commercial banking, advisory services, syndicated loan arrangements, leveraged finance and structured finance.

International

This segment mainly offers commercial banking and foreign exchange transaction services to foreign corporations, including foreign subsidiaries of Japanese corporations, through Mizuho Corporate Bank’s overseas network.

Trading and others

This segment supports the domestic and international segments in offering derivatives and other risk hedging products to satisfy Mizuho Corporate Bank’s customers’ financial and business risk control

requirements. It is also engaged in Mizuho Corporate Bank's proprietary trading, such as foreign exchange and bond trading, and asset and liability management. This segment also includes costs incurred by headquarters functions of Mizuho Corporate Bank.

Mizuho Securities

Mizuho Securities is the primary investment banking arm in the Global Corporate Group and offers wholesale securities and investment banking services, such as underwriting and trading of bonds and equities, advisory services and structured finance, to large and international corporations, financial institutions and public entities.

Others

This segment consists of Mizuho Corporate Bank's subsidiaries other than Mizuho Securities. These subsidiaries offer financial products and services in specific areas of business or countries mainly to customers of the Global Corporate Group. This segment also includes elimination of transactions between companies within the Global Corporate Group.

The Global Retail Group

Mizuho Bank

Mizuho Bank is the main operating company of the Global Retail Group. Mizuho Bank provides banking and other financial services mainly to individuals, SMEs and middle-market corporations through its domestic branch and ATM network.

Retail banking

This segment offers banking products and services, including housing and other personal loans, credit cards, deposits, investment products and consulting services, to Mizuho Bank's individual customers through its nationwide branch and ATM network, as well as telephone and Internet banking services.

Corporate banking

This segment provides loans, syndicated loan arrangements, structured finance, advisory services, other banking services and capital markets financing to SMEs, middle-market corporations, local governmental entities and other public sector entities in Japan.

Trading and others

This segment supports the retail banking and corporate banking segments in offering derivatives and other risk hedging products to satisfy Mizuho Bank's customers' financial and business risk control requirements. It is also engaged in Mizuho Bank's proprietary trading, such as foreign exchange and bond trading, and asset and liability management. This segment also includes costs incurred by headquarters functions of Mizuho Bank.

Mizuho Investors Securities

Mizuho Investors Securities offers securities services to individuals and corporate customers of the Global Retail Group and provides with those corporate customers with support in procuring funds through capital markets.

Others

This segment consists of Mizuho Bank's subsidiaries other than Mizuho Investors Securities. These subsidiaries, such as Mizuho Capital, UC Card (a former consolidated subsidiary of ours which became an

equity-method affiliate of ours in June 2007) and Mizuho Business Financial Center Co., Ltd., offer non-banking financial products and services in specific areas of business to customers of the Global Retail Group. This segment also includes elimination of transactions between companies within the Global Retail Group.

The Global Asset & Wealth Management Group

Mizuho Trust & Banking

Mizuho Trust & Banking is the main operating company of the Global Asset & Wealth Management Group and offers products and services related to trust, real estate, securitization and structured finance, pension and asset management and stock transfers.

Others

This segment includes companies other than Mizuho Trust & Banking which are a part of the Global Asset & Wealth Management Group. These companies include Mizuho Private Wealth Management, Trust & Custody Services Bank, Mizuho Asset Management and DLIBJ Asset Management, which is an equity-method affiliate. They offer products and services related to private banking, trust and custody, and asset management. This segment also includes elimination of transactions between companies within the Global Asset & Wealth Management Group.

Others

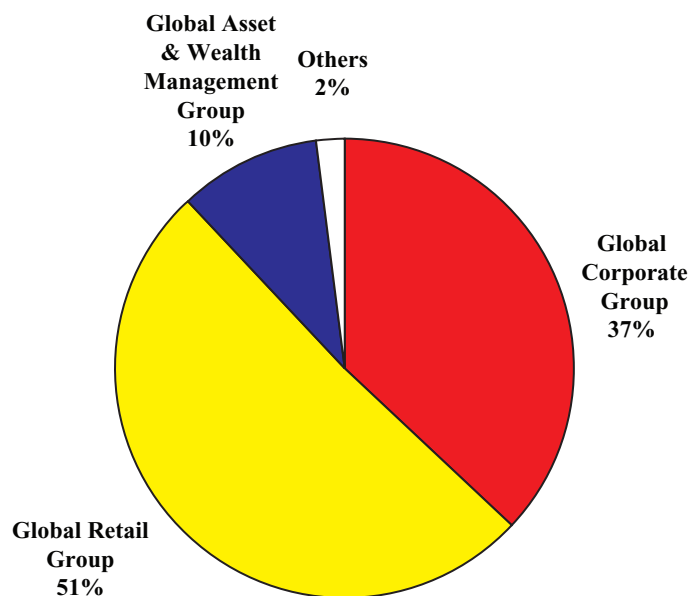
This segment consists of Mizuho Financial Group and its subsidiaries that do not belong to a specific Global Group but provide their services to a wide range of customers. Under this segment, we offer services including research and consulting services through Mizuho Research Institute, information technology-related services through Mizuho Information & Research Institute and advisory services to financial institutions through Mizuho Financial Strategy. This segment also includes elimination of transactions between the Global Groups.

The information below for reportable segments for the fiscal year ended March 31, 2007 is derived from our internal management reporting system. Information for the fiscal years ended March 31, 2005 and 2006 is also derived from our internal management reporting system reclassified to conform to the presentation for the following fiscal year.

Results of Operations by Business Segment

Consolidated Results of Operations

Consolidated gross profits for the fiscal year ended March 31, 2007 were ¥2,117.4 billion, an increase of ¥113.6 billion compared to the previous fiscal year. Consolidated general and administrative expenses (excluding non-recurring expenses) for the fiscal year ended March 31, 2007 were ¥1,075.9 billion, an increase of ¥34.6 billion compared to the previous fiscal year. Consolidated net business profits for the fiscal year ended March 31, 2007 were ¥991.6 billion, an increase of ¥69.1 billion compared to the previous fiscal year. The following diagram shows the relative contributions to consolidated net business profits of each of our Global Groups for the fiscal year ended March 31, 2007:



Global Corporate Group Financial Results

The following table shows gross profits, general and administrative expenses (excluding non-recurring expenses) and net business profits for the Global Corporate Group for the fiscal years ended March 31, 2005, 2006 and 2007:

	Mizuho Corporate Bank ⁽¹⁾				Mizuho Securities	Others	Total Global Corporate Group
	Domestic	International	Trading and others	Subtotal			
(in billions of yen)							
Fiscal year ended March 31, 2005:							
Gross profits:							
Net interest income	¥235.0	¥ 43.4	¥108.8	¥387.2	¥ 0.2	¥ 12.6	¥400.0
Net noninterest income	107.9	42.6	43.1	193.6	84.9	57.9	336.4
Total gross profits	342.9	86.0	151.9	580.8	85.1	70.5	736.4
General and administrative							
expenses	80.7	46.2	81.7	208.6	45.4	52.1	306.1
Others	—	—	—	—	—	(38.5)	(38.5)
Net business profits (loss) . . .	¥262.2	¥ 39.8	¥ 70.2	¥372.2	¥ 39.7	¥(20.1)	¥391.8
Fiscal year ended March 31, 2006:							
Gross profits:							
Net interest income							
(expense)	¥211.2	¥ 56.6	¥108.8 ⁽²⁾	¥376.6	¥ 1.0	¥ 25.0	¥402.6
Net noninterest income							
(expenses)	107.5	55.4	(8.5)	154.4	117.7	62.8	334.9
Total gross profits	318.7	112.0	100.3	531.0	118.7	87.8	737.5
General and administrative							
expenses	82.0	51.7	82.1	215.8	55.2	63.1	334.1
Others	—	—	—	—	—	(36.9)	(36.9)
Net business profits (loss) . . .	¥236.7	¥ 60.3	¥ 18.2	¥315.2	¥ 63.5	¥(12.2)	¥366.5
Fiscal year ended March 31, 2007:							
Gross profits:							
Net interest income							
(expense)	¥202.4	¥ 73.4	¥ 30.7	¥306.5	¥ (0.2)	¥101.4	¥407.7
Net noninterest income	108.2	59.6	73.6	241.4	105.9	30.3	377.6
Total gross profits	310.6	133.0	104.3	547.9	105.7	131.7	785.3
General and administrative							
expenses	88.3	61.5	91.2	241.0	61.1	74.9	377.0
Others	—	—	—	—	—	(44.3)	(44.3)
Net business profits	¥222.3	¥ 71.5	¥ 13.1	¥306.9	¥ 44.6	¥ 12.5	¥364.0

Notes:

- (1) Figures for Mizuho Corporate Bank include those of its revitalization subsidiaries before such subsidiaries were merged with Mizuho Corporate Bank in October 2005.
- (2) Dividends of ¥120.0 billion received by Mizuho Corporate Bank from its revitalization subsidiaries are excluded from “trading and others” for the fiscal year ended March 31, 2006.

Fiscal Year Ended March 31, 2007 Compared with Fiscal Year Ended March 31, 2006

Gross profits for Mizuho Corporate Bank for the fiscal year ended March 31, 2007 increased by ¥16.9 billion, or 3.2%, from the previous fiscal year to ¥547.9 billion. This increase was due mainly to gross profits from international operations increasing by ¥21.0 billion, reflecting continuing robustness with respect to transactions with both foreign subsidiaries of Japanese corporations and foreign corporations. The increase was also due to an increase in gross profits from trading and others of ¥4.0 billion helped by the realization of unrealized losses on our bond portfolio of ¥58.4 billion in the fiscal year ended March 31, 2006 in connection with the restructuring of our overall bond portfolio. These increases were offset in part by a decrease in gross profits from domestic operations of ¥8.1 billion, reflecting a decrease in net interest income due to lower demand for loans and a decline in the domestic average loan interest rate spread and only a slight increase in domestic net noninterest income.

General and administrative expenses of Mizuho Corporate Bank for the fiscal year ended March 31, 2007 increased by ¥25.2 billion, or 11.7%, from the previous fiscal year to ¥241.0 billion due mainly to expenses incurred in connection with our efforts to grow future gross profits, such as the expansion of our international office network and increases in personnel.

Net business profits of Mizuho Securities decreased by ¥18.9 billion, or 29.8%, from the previous fiscal year to ¥44.6 billion due mainly to decreased income from its equity business, offset in part by increased income from its investment banking business such as M&A advisory.

As a result mainly of the foregoing, net business profits for the Global Corporate Group for the fiscal year ended March 31, 2007 decreased by ¥2.5 billion from the previous fiscal year to ¥364.0 billion.

Fiscal Year Ended March 31, 2006 Compared with Fiscal Year Ended March 31, 2005

Gross profits for Mizuho Corporate Bank for the fiscal year ended March 31, 2006, excluding the effect of dividends totaling ¥120.0 billion received in the fiscal year ended March 31, 2006 from revitalization subsidiaries, decreased by ¥49.8 billion, or 8.6%, from the previous fiscal year to ¥531.0 billion. This decrease was due mainly to the realization of ¥58.4 billion in unrealized losses upon sales of bonds in such fiscal year in connection with the restructuring of our overall bond portfolio that we implemented in light of rising interest rates, which led to net noninterest expenses of ¥8.5 billion in trading and others compared to net noninterest income of ¥43.1 billion in the previous fiscal year. The decline in gross profits was also due to a decrease in net interest income in domestic operations of ¥23.8 billion, reflecting mainly a decline in domestic average interest rate spread. These effects were offset in part by increases in net interest income and net noninterest income for international operations of ¥13.2 billion and ¥12.8 billion, respectively, reflecting mainly increased income from loans and other transactions involving foreign operations of our Japanese customers and increased fee income from management buy-out transactions in Europe. The dividends from revitalization subsidiaries were based on an increase in their retained earnings as a result of reversals of their provisions for loan losses due to progress in borrower revitalization, which is subtracted in “others” and thus does not affect total gross profits for the Global Corporate Group.

General and administrative expenses of Mizuho Corporate Bank for the fiscal year ended March 31, 2006 increased by ¥7.2 billion, or 3.4%, from the previous fiscal year to ¥215.8 billion due mainly to expenses incurred in connection with our efforts to grow future gross profits, such as the expansion of our international office network and increases in personnel, offset in part by our ongoing efforts to enhance cost efficiency.

Net business profits of Mizuho Securities increased by ¥23.8 billion, or 59.9%, from the previous fiscal year to ¥63.5 billion, due mainly to growth in its equity business, reflecting enhanced business collaboration with Mizuho Corporate Bank.

As a result mainly of the foregoing, net business profits for the Global Corporate Group for the fiscal year ended March 31, 2006 decreased by ¥25.3 billion from the previous fiscal year to ¥366.5 billion.

Global Retail Group Financial Results

The following table shows gross profits, general and administrative expenses (excluding non-recurring expenses) and net business profits for the Global Retail Group for the fiscal years ended March 31, 2005, 2006 and 2007:

	Mizuho Bank ⁽¹⁾				Mizuho Investors Securities	Others	Total Global Retail Group
	Retail banking	Corporate banking	Trading and others	Subtotal			
(in billions of yen)							
Fiscal year ended March 31, 2005:							
Gross profits:							
Net interest income	¥239.4	¥338.7	¥ 21.2	¥599.3	¥ 0.2	¥ 63.0	¥ 662.5
Net noninterest income	49.7	187.1	64.0	300.8	43.4	30.2	374.4
Total gross profits	289.1	525.8	85.2	900.1	43.6	93.2	1,036.9
General and administrative expenses	206.5	264.0	78.7	549.2	35.2	27.1	611.5
Others	—	—	—	—	—	(8.4)	(8.4)
Net business profits	¥ 82.6	¥261.8	¥ 6.5	¥350.9	¥ 8.4	¥ 57.7	¥ 417.0
Fiscal year ended March 31, 2006:							
Gross profits:							
Net interest income	¥240.2 ⁽²⁾	¥319.0	¥ 10.5 ⁽²⁾	¥569.7	¥ 0.6	¥ 49.6	¥ 619.9
Net noninterest income	45.8 ⁽²⁾	233.2	34.3 ⁽²⁾	313.3	72.5	31.4	417.2
Total gross profits	286.0 ⁽²⁾	552.2	44.8 ⁽²⁾	883.0	73.1	81.0	1,037.1
General and administrative expenses	201.4	253.7	62.2	517.3	40.0	25.7	583.0
Others	—	—	—	—	—	(7.8)	(7.8)
Net business profits (losses)	¥ 84.6 ⁽²⁾	¥298.5	¥(17.4) ⁽²⁾	¥365.7	¥33.1	¥ 47.5	¥ 446.3
Fiscal year ended March 31, 2007:							
Gross profits:							
Net interest income	¥262.6	¥326.6	¥ 4.6	¥593.8	¥ 1.2	¥ 45.6	¥ 640.6
Net noninterest income	53.4	233.3	98.0	384.7	61.0	19.1	464.8
Total gross profits	316.0	559.9	102.6	978.5	62.2	64.7	1,105.4
General and administrative expenses	199.3	245.2	82.5	527.0	43.4	18.1	588.5
Others	—	—	—	—	—	(11.5)	(11.5)
Net business profits	¥116.7	¥314.7	¥ 20.1	¥451.5	¥18.8	¥ 35.1	¥ 505.4

Notes:

- (1) Figures for Mizuho Bank include those of its revitalization subsidiary before such subsidiary was merged with Mizuho Bank in October 2005.
- (2) Figures for the fiscal year ended March 31, 2006 were revised from those in our registration statement on Form 20-F filed on October 19, 2006 due to a change in our gross profit allocation rule which we began to apply from the fiscal year ended March 31, 2007.

Fiscal Year Ended March 31, 2007 Compared with Fiscal Year Ended March 31, 2006

Gross profits for Mizuho Bank increased by ¥95.5 billion, or 10.8%, from the previous fiscal year to ¥978.5 billion in the fiscal year ended March 31, 2007. This increase was due to increases in gross profits of ¥30.0 billion from retail banking and ¥7.7 billion from corporate banking, which reflect an improvement in the profitability of deposits, increased fees from sales of investment trusts and individual annuities and increased income related to foreign exchange and derivatives products, in addition to an increase of ¥57.8 billion from trading and others which was due mainly to the realization of ¥75.4 billion in unrealized losses upon sales of bonds in the fiscal year ended March 31, 2006 in connection with the restructuring of our overall bond portfolio.

General and administrative expenses for Mizuho Bank increased by ¥9.7 billion, or 1.9%, from the previous fiscal year to ¥527.0 billion due mainly to increased expenses incurred in connection with our efforts to grow future gross profits relating to the retail banking business through refurbishment of branches, increases in personnel and other strategic expenses.

Net business profits for Mizuho Investors Securities decreased by ¥14.3 billion, or 43.2%, from the previous fiscal year to ¥18.8 billion due mainly to a significant decrease in fee income from its stock brokerage business, due primarily to a relatively stagnant stock trading environment compared to the previous fiscal year, and an increase in administrative expenses.

As a result mainly of the foregoing, net business profits for the Global Retail Group for the fiscal year ended March 31, 2007 increased by ¥59.1 billion from the previous fiscal year to ¥505.4 billion.

Fiscal Year Ended March 31, 2006 Compared with Fiscal Year Ended March 31, 2005

Gross profits for Mizuho Bank decreased by ¥17.1 billion, or 1.8%, from the previous fiscal year to ¥883.0 billion in the fiscal year ended March 31, 2006. The decrease was due to a ¥29.7 billion decline in net noninterest income from trading and others as a result of the realization of ¥75.4 billion in unrealized losses upon sales of bonds in the fiscal year ended March 31, 2006 in connection with the restructuring of our overall bond portfolio that we implemented in light of rising interest rates offset in part by an increase in income from sales of derivatives and other financial instruments to corporate customers. In addition, gross profits from retail banking declined by ¥3.1 billion. This was due to the effect of a gain of ¥15.9 billion recorded in net noninterest income in the fiscal year ended March 31, 2005 related to the securitization of a portion of our mortgage loan portfolio offset in part by an increase in net noninterest income as a result of increased sales of investment trusts, annuities and other financial products. These effects were offset in part by an increase in gross profits of ¥26.4 billion from corporate banking, which reflects an increase in net noninterest income of ¥46.1 billion due mainly to significant increases in fees received in connection with our syndicated loan arrangements and structured finance and advisory service businesses and the sale of foreign exchange and derivatives products offset in part by a decline in net interest income of ¥19.7 billion due mainly to a decline in domestic average loan interest rate spread.

General and administrative expenses for Mizuho Bank decreased by ¥31.9 billion, or 5.8%, from the previous fiscal year to ¥517.3 billion due mainly to our ongoing efforts to enhance cost efficiency offset in part by increased expenses incurred in connection with our efforts to grow future gross profits, particularly those relating to the retail banking business.

Net business profits for Mizuho Investors Securities increased by ¥24.7 billion, or 294.0%, from the previous fiscal year to ¥33.1 billion due mainly to an increase in sales of structured debt products and an increase in income from its underwriting business, both reflecting enhanced business collaboration with Mizuho Bank.

Global Asset & Wealth Management Group Financial Results

The following table shows gross profits, general and administrative expenses (excluding non-recurring expenses) and net business profits for the Global Asset & Wealth Management Group for the fiscal years ended March 31, 2005, 2006 and 2007:

	<u>Mizuho Trust & Banking⁽¹⁾</u>	<u>Others</u>	<u>Total Global Asset & Wealth Management Group</u>
	(in billions of yen)		
Fiscal year ended March 31, 2005:			
Gross profits:			
Net interest income (expense)	¥ 41.6	¥ (0.0)	¥ 41.6
Net noninterest income	106.7	38.0	144.7
Total gross profits	148.3	38.0	186.3
General and administrative expenses	71.4	28.8	100.2
Others	—	(3.7)	(3.7)
Net business profits	<u>¥ 76.9</u>	<u>¥ 5.5</u>	<u>¥ 82.4</u>
Fiscal year ended March 31, 2006:			
Gross profits:			
Net interest income	¥ 45.7	¥ 0.4	¥ 46.1
Net noninterest income	120.6	42.0	162.6
Total gross profits	166.3	42.4	208.7
General and administrative expenses	77.9	32.5	110.4
Others	—	(1.2)	(1.2)
Net business profits	<u>¥ 88.4</u>	<u>¥ 8.7</u>	<u>¥ 97.1</u>
Fiscal year ended March 31, 2007:			
Gross profits:			
Net interest income	¥ 52.2	¥ 1.6	¥ 53.8
Net noninterest income	121.7	48.1	169.8
Total gross profits	173.9	49.7	223.6
General and administrative expenses	87.8	38.4	126.2
Others	—	(1.2)	(1.2)
Net business profits	<u>¥ 86.1</u>	<u>¥ 10.1</u>	<u>¥ 96.2</u>

Note:

- (1) Figures for Mizuho Trust & Banking include those of its revitalization subsidiary before such subsidiary was merged with Mizuho Trust & Banking in October 2005.

Fiscal Year Ended March 31, 2007 Compared with Fiscal Year Ended March 31, 2006

Gross profits of Mizuho Trust & Banking for the fiscal year ended March 31, 2007 increased by ¥7.6 billion, or 4.6%, from the previous fiscal year to ¥173.9 billion. The increase was due mainly to the steady growth in income from trust and asset management businesses, including real estate and asset finance businesses.

General and administrative expenses increased by ¥9.9 billion, or 12.7%, from the previous fiscal year to ¥87.8 billion due mainly to a temporary increase in amortization expenses related to the purchase of computer software by Mizuho Trust & Banking at the end of the previous fiscal year.

As a result mainly of the foregoing, net business profits for the Global Asset & Wealth Management Group decreased by ¥0.9 billion compared to the previous fiscal year to ¥96.2 billion.

Fiscal Year Ended March 31, 2006 Compared with Fiscal Year Ended March 31, 2005

Net business profits of Mizuho Trust & Banking for the fiscal year ended March 31, 2006 increased by ¥18.0 billion, or 12.1%, from the previous fiscal year to ¥166.3 billion. After excluding the effects of a one-time gain of ¥11.5 billion from the sale of all loan assets related to loan trusts in connection with the cessation of sales activities for loan trust products and the one-time gain of ¥2.1 billion from the change in accounting standard related to the recording of accrued but uncollected trust fees under Japanese GAAP, the remaining increase of ¥4.4 billion was due mainly to an increase in net noninterest income as a result of growth in our real estate, pension and asset management businesses offset in part by the realization of ¥4.6 billion in unrealized losses upon sales of bonds in connection with the restructuring of our overall bond portfolio that we implemented in light of rising interest rates.

General and administrative expenses increased by ¥6.5 billion, or 9.1%, compared to the previous fiscal year to ¥77.9 billion as a result mainly of an increase in strategic expenses, such as increases in personnel in strategic business areas and the promotion of business alliances with third parties.

As a result of the foregoing, net business profits for Mizuho Trust & Banking increased by ¥11.5 billion, or 14.9%, compared to the previous fiscal year to ¥88.4 billion. After excluding the effects of the one-time gains described above, net business profits declined by ¥2.1 billion.

Geographical Segment Analysis

The following table presents consolidated income statement and total assets information by major geographic area. Foreign activities are defined as business transactions that involve customers residing outside of Japan. However, as our operations are highly integrated globally, we have made estimates and assumptions for the allocation of assets, liabilities, income and expenses among the geographic areas.

	Japan	Americas	Europe	Asia/Oceania excluding Japan, and others	Total
	(in billions of yen)				
Fiscal year ended March 31, 2005:					
Total revenue ⁽¹⁾	¥ 2,616.6	¥ 323.0	¥ 188.5	¥ 87.0	¥ 3,215.1
Total expenses ⁽²⁾	1,667.7	155.7	149.9	39.4	2,012.7
Income before income tax expense . . .	¥ 948.9	¥ 167.3	¥ 38.6	¥ 47.6	¥ 1,202.4
Net income	¥ 844.1	¥ 157.4	¥ 34.8	¥ 41.8	¥ 1,078.1
Total assets at end of fiscal year	¥118,471.3	¥11,221.0	¥ 6,386.2	¥3,530.0	¥139,608.5
Fiscal year ended March 31, 2006:					
Total revenue ⁽¹⁾	¥ 1,881.4	¥ 631.6	¥ 327.8	¥ 112.2	¥ 2,953.0
Total expenses ⁽²⁾	1,474.7	369.8	296.9	100.1	2,241.5
Income before income tax expense . . .	¥ 406.7	¥ 261.8	¥ 30.9	¥ 12.1	¥ 711.5
Net income	¥ 808.5	¥ 247.7	¥ 26.0	¥ 3.5	¥ 1,085.7
Total assets at end of fiscal year	¥119,543.4	¥12,504.9	¥ 9,175.9	¥4,298.2	¥145,522.4
Fiscal year ended March 31, 2007:					
Total revenue ⁽¹⁾	¥ 2,249.5	¥ 843.0	¥ 495.4	¥ 247.4	¥ 3,835.3
Total expenses ⁽²⁾	1,854.9	641.5	387.5	164.3	3,048.2
Income before income tax expense . . .	¥ 394.6	¥ 201.5	¥ 107.9	¥ 83.1	¥ 787.1
Net income	¥ 254.3	¥ 192.6	¥ 104.8	¥ 72.2	¥ 623.9
Total assets at end of fiscal year	¥111,842.6	¥17,390.3	¥13,003.3	¥5,145.1	¥147,381.3

Notes:

- (1) Total revenue is comprised of interest and dividend income and noninterest income.
- (2) Total expenses are comprised of interest expense, provision (credit) for loan losses and noninterest expenses.

Fiscal year ended March 31, 2007 compared to fiscal year ended March 31, 2006

In the fiscal year ended March 31, 2007, 40.7% of our net income was derived from Japan, 30.9% from the Americas, 16.8% from Europe and 11.6% from Asia/Oceania, excluding Japan, and others. At March 31, 2007, 75.9% of total assets were allocated to Japan, 11.8% to the Americas, 8.8% to Europe and 3.5% from Asia/Oceania, excluding Japan, and others.

Total revenue in Japan increased by ¥368.1 billion from the previous fiscal year due primarily to the increase in trading account gains-net, as a result of the gain related to changes in the fair value of instruments used to hedge market risks, mainly interest rate risk, that are not eligible for hedge accounting under U.S. GAAP, and the increase in interest income, due mainly to a rise in average yield on domestic interest earning assets, partially offset by the decrease in investment gains-net, due mainly to impairment losses on preferred stock issued by a large non-bank financial company. Total expenses increased by ¥380.2 billion due primarily to the increase in provision for loan losses, reflecting the downgrade in credit rating of borrowers including the same non-bank financial company. Income tax expense in the fiscal year ended March 31, 2007 was ¥140.3 billion compared to a benefit of ¥401.8 billion in the previous fiscal year. As a result, net income in Japan decreased by ¥554.2 billion. Total assets in Japan decreased by ¥7,700.8 billion due primarily to decreases in investments, mainly Japanese government bonds, and loans.

In the Americas, total revenue increased by ¥211.4 billion due primarily to an increase in interest income, as a result of an increase in average yield reflecting a general increase in U.S. dollar interest rate levels, and an increase in average balances of interest-earning assets, partially offset by a decrease in trading accounting gains-net. Total expenses increased by ¥271.7 billion due primarily to an increase in interest expense, due mainly to a rise in average interest rate reflecting a general increase in U.S. dollar interest rate levels, and an increase in average balances of interest-bearing liabilities. As a result, net income in the Americas decreased by ¥55.1 billion. Total assets in the Americas increased by ¥4,885.4 billion due primarily to an increase in receivables under resale agreements, and an increase in investments resulting from our efforts to increase foreign assets.

In Europe, total revenue increased by ¥167.6 billion due primarily to an increase in interest income, and total expenses increased by ¥90.6 billion due primarily to an increase in interest expenses, partially offset by a decrease in provision for loan losses. As a result, net income in Europe increased by ¥78.8 billion. Total assets in Europe increased by ¥3,827.4 billion due primarily to an increase in investments, as a result of our efforts to increase foreign assets, and receivables under resale agreements.

Total revenue in Asia/Oceania excluding Japan, and others increased by ¥135.2 billion due primarily to increases in interest income and trading account gains-net. Total expenses increased by ¥64.2 billion due mainly to an increase in interest expenses. As a result, net income in Asia/Oceania excluding Japan, and others increased by ¥68.7 billion. Total assets in Asia/Oceania excluding Japan, and others increased by ¥846.9 billion due primarily to an increase in loans and investments, as a result of our efforts to increase foreign assets.

Fiscal year ended March 31, 2006 compared to fiscal year ended March 31, 2005

In the fiscal year ended March 31, 2006, 74.5% of our net income was derived from Japan, 22.8% from the Americas, 2.4% from Europe and 0.3% from Asia/Oceania, excluding Japan, and others. At March 31, 2006, 82.1% of total assets were allocated to Japan, 8.6% to the Americas, 6.3% to Europe and 3.0% from Asia/Oceania, excluding Japan, and others.

Total revenue in Japan decreased by ¥735.2 billion from the previous fiscal year due primarily to the decrease in investment gains-net, as a result of the realization of unrealized losses upon sales of bonds in

connection with the restructuring of our bond portfolio in light of rising interest rates, and the decrease in trading account gains—net, as a result of the losses related to changes in the fair value of derivative instruments used to hedge market risks that are not eligible for hedge accounting under U.S. GAAP. Total expenses decreased by ¥193.0 billion as a result mainly of a significant improvement in provision for loan losses. Income tax in the fiscal year ended March 31, 2006 was a benefit of ¥401.8 billion compared to an expense of ¥104.8 billion in the previous fiscal year. As a result, net income in Japan decreased by ¥35.6 billion. Total assets in Japan increased by ¥1,072.1 billion due primarily to increases in investments and loans (net of allowance) offset in part by a decrease in cash and due from banks.

In the Americas, total revenue increased by ¥308.6 billion due primarily to an increase in interest income, as a result of an increase in average yield, reflecting a general increase in U.S. dollar interest rate levels, and an increase in average balances of interest-earning assets. Total expenses increased by ¥214.1 billion due primarily to an increase in interest expense. As a result, net income in the Americas increased by ¥90.3 billion. Total assets in the Americas increased by ¥1,283.9 billion due primarily to an increase in loans, resulting from our efforts to increase foreign loan assets and the depreciation of the yen against the U.S. dollar, and an increase in receivables under resale agreements.

In Europe, total revenue increased by ¥139.3 billion due primarily to an increase in interest income, and total expenses increased by ¥147.0 billion due primarily to increases in interest expenses and provision for loan losses, reflecting mainly the increase in loan balance. As a result, net income in Europe decreased by ¥8.8 billion. Total assets in Europe increased by ¥2,789.7 billion due primarily to increases in investments and loans, as a result of our efforts to increase foreign assets, and receivables under resale agreements.

Total revenue in Asia/Oceania excluding Japan, and others increased by ¥25.2 billion due primarily to an increase in interest income offset in part by a decrease in foreign exchange gains. Total expenses increased by ¥60.7 billion, due mainly to increases in interest expenses and provision for loans losses, primarily as a result of the increase in loan balance. As a result, net income in Asia/Oceania excluding Japan, and others decreased by ¥38.3 billion. Total assets in Asia/Oceania excluding Japan, and others increased by ¥768.2 billion due primarily to an increase in loans, as a result of our efforts to increase foreign loan assets and the depreciation of the yen mainly against the U.S. dollar.

Financial Condition

Assets

Our assets as of March 31, 2006 and 2007 were as follows:

	Fiscal years ended March 31,		Increase (decrease)
	2006	2007	
	(in billions of yen)		
Cash and due from banks	¥ 3,459.7	¥ 3,075.9	¥ (383.8)
Interest-bearing deposits in other banks	1,666.5	1,052.3	(614.2)
Call loans and funds sold	701.8	309.7	(392.1)
Receivables under resale agreements	5,979.7	9,430.4	3,450.7
Receivables under securities borrowing transactions	8,643.6	8,624.2	(19.4)
Trading account assets	12,392.2	13,950.3	1,558.1
Investments	38,840.8	38,001.7	(839.1)
Loans	68,710.9	69,182.9	472.0
Allowance for loan losses	(812.3)	(946.2)	(133.9)
Loans, net of allowance	67,898.6	68,236.7	338.1
Premises and equipment—net	839.9	847.5	7.6
Due from customers on acceptances	42.7	57.7	15.0
Accrued income	335.9	440.5	104.6
Goodwill	39.6	39.6	—
Deferred tax assets	996.5	618.7	(377.8)
Other assets	3,684.9	2,696.1	(988.8)
Total assets	<u>¥145,522.4</u>	<u>¥147,381.3</u>	<u>¥ 1,858.9</u>

Total assets increased by ¥1,858.9 billion from the end of the previous fiscal year to ¥147,381.3 billion as of March 31, 2007. This increase was due primarily to an increase of ¥3,450.7 billion in receivables under resale agreements and an increase of ¥1,558.1 billion in trading account assets offset in part by a decrease of ¥988.8 billion in other assets, due mainly to a decrease in accounts receivable from brokers, dealers and customers for securities transactions.

Loans

Loans Outstanding

The following table shows our loans outstanding as of March 31, 2006 and 2007 based on the loan classifications designated by the Bank of Japan for regulatory reporting purposes:

	As of March 31,				Increase (decrease)	
	2006		2007			
(in billions of yen, except percentages)						
Domestic:						
Manufacturing	¥ 7,792.7	11.33%	¥ 7,662.0	11.06%	¥ (130.7)	(0.27)%
Construction	1,563.5	2.27	1,502.4	2.17	(61.1)	(0.10)
Real estate	7,046.7	10.24	6,647.1	9.60	(399.6)	(0.64)
Services ⁽¹⁾	6,308.2	9.17	6,120.1	8.83	(188.1)	(0.34)
Wholesale and retail	6,930.0	10.08	6,356.6	9.18	(573.4)	(0.90)
Transportation	2,789.5	4.06	2,594.6	3.75	(194.9)	(0.31)
Banks and other financial institutions	6,540.9	9.51	4,286.6	6.19	(2,254.3)	(3.32)
Government and public institutions ⁽¹⁾	4,574.1	6.65	6,099.4	8.80	1,525.3	2.15
Other industries ⁽¹⁾	5,184.3	7.54	5,451.8	7.86	267.5	0.32
Individuals:	11,972.2	17.41	12,363.6	17.85	391.4	0.44
Mortgage loans	10,655.1	15.49	11,025.1	15.92	370.0	0.43
Other	1,317.1	1.92	1,338.5	1.93	21.4	0.01
Total domestic	60,702.1	88.26	59,084.2	85.29	(1,617.9)	(2.97)
Foreign:						
Commercial and industrial	6,104.6	8.87	7,963.6	11.50	1,859.0	2.63
Banks and other financial institutions	1,437.2	2.09	1,675.5	2.42	238.3	0.33
Government and public institutions	331.0	0.48	366.3	0.53	35.3	0.05
Other	205.4	0.30	184.9	0.26	(20.5)	(0.04)
Total foreign	8,078.2	11.74	10,190.3	14.71	2,112.1	2.97
Subtotal	68,780.3	100.00%	69,274.5	100.00%	494.2	—
Less: Unearned income and deferred loan fees—net	(69.4)		(91.6)		(22.2)	
Total loans before allowance for loan losses	¥68,710.9		¥69,182.9		¥ 472.0	

Note:

(1) Figures for the three loan classifications as of March 31, 2006 were reclassified to conform to the presentation of the fiscal year ended March 31, 2007.

Total loans before allowance for loan losses increased by ¥472.0 billion from the end of the previous fiscal year to ¥69,182.9 billion as of March 31, 2007. Domestic loans decreased by ¥1,617.9 billion to ¥59,084.2 billion due mainly to a decrease in loans to banks and other financial institutions attributable mainly to decreased fiscal-year-end funding needs of borrowers offset in part by an increase in loans to government and public institutions attributable mainly to loans to the Japanese government. Domestic loans decreased in many of the industries due primarily to lack of funding needs by corporate borrowers. Loans to individuals increased due primarily to our strategic effort to increase such loans.

Loans to foreign borrowers increased by ¥2,112.1 billion from the end of the previous fiscal year to ¥10,190.3 billion at March 31, 2007. The increase in foreign loans was due to an increase in loans to commercial and industrial borrowers, especially loans to non-Japanese borrowers, as a result of our effort to increase foreign loan assets.

Within our loan portfolio, loans to domestic borrowers decreased from 88.26% to 85.29% while loans to foreign borrowers increased from 11.74% to 14.71%.

Impaired Loans

Japanese banks are required to categorize obligors into the groups listed below based on their financial condition and other factors and then to classify loans and off-balance-sheet instruments against obligors, taking into consideration the risk of collection and risk of impairment. We refer to this categorization and classification process as the self-assessment procedures which are conducted in conjunction with our credit rating system. Through the self-assessment procedures, we categorize obligors into the following categories:

- *normal*: Obligor for which business conditions are favorable and are deemed not to have any particular problems in terms of their financial position.
- *watch*: Obligor that require observation going forward because of either concerns regarding their financial position or weak or unstable business conditions.
- *special attention*: Among watch obligors, those having difficulty meeting loan conditions, such as reduced or suspended interest payments, or those in default of payment obligations such as failure to make principal or interest payments beyond a specified period.
- *intensive control*: Obligor that are not yet bankrupt but are in financial difficulties and are deemed likely to become bankrupt in the future because of failure to make progress in implementing their management improvement plans or other measures (including obligors that are receiving ongoing support from financial institutions).
- *substantially bankrupt*: Obligor that have not yet become legally or formally bankrupt but are effectively insolvent because they are in serious financial difficulties and are deemed to be not capable of restructuring.
- *bankrupt*: Obligor that have become legally or formally bankrupt.

We consider both loans that are subject to SFAS No.114, “Accounting by Creditors for Impairment of a Loan—an amendment of FASB statement No.5 and 15” and small balance, homogeneous loans to be impaired when it is probable that we will be unable to collect all the scheduled payments of principal and interest when due according to the contractual terms of the loan. Among other things, restructured loans under SFAS No.15, “Accounting by Debtors and Creditors for Troubled Debt Restructuring” (“SFAS No.15”) and loans that are 90 days or more delinquent are generally considered to be impaired. We determine loans to special attention, intensive control, substantially bankrupt and bankrupt obligors as impaired loans in connection with our consideration of collectibility mentioned above. All of our impaired loans are designated as nonaccrual loans. See “Item 11. Quantitative and Qualitative Disclosures about Market Risk—Credit Risk Management” for descriptions of our self-assessment procedures and our internal credit rating system.

We endeavor to remove impaired loans from our balance sheet within three years of their being so categorized through methods such as collection, charge-offs, disposal and improving the borrowers’ credit rating through restructuring efforts.

The following table shows our impaired loans as of March 31, 2006 and 2007 based on classifications by domicile and industry segment:

	As of March 31,				Increase (decrease)	
	2006		2007		Impaired loans	Ratio to gross total loans to industry
	Impaired loans	Ratio to gross total loans to industry	Impaired loans	Ratio to gross total loans to industry		
(in billions of yen, except percentages)						
Domestic:						
Manufacturing	¥ 106.1	1.36%	¥ 96.8	1.26%	¥ (9.3)	(0.10)%
Construction	53.2	3.40	71.6	4.76	18.4	1.36
Real estate	188.5	2.67	119.0	1.79	(69.5)	(0.88)
Services	140.0	2.22	167.6	2.74	27.6	0.52
Wholesale and retail	202.8	2.93	216.7	3.41	13.9	0.48
Transportation	315.8	11.32	371.3	14.31	55.5	2.99
Banks and other financial institutions	4.9	0.07	292.8	6.83	287.9	6.76
Other industries	8.6	0.09	8.6	0.07	(0.0)	(0.02)
Individuals	139.7	1.17	137.2	1.11	(2.5)	(0.06)
Total domestic	1,159.6	1.91	1,481.6	2.51	322.0	0.60
Foreign	69.8	0.86	47.3	0.46	(22.5)	(0.40)
Total impaired loans	¥1,229.4	1.79%	¥1,528.9	2.21%	¥ 299.5	0.42%

Impaired loans increased by ¥299.5 billion, or 24.4%, from the end of the previous fiscal year to ¥1,528.9 billion as of March 31, 2007 due primarily to an increase in banks and other financial institutions, as a result of the downgrade in the credit rating of a large non-bank financial company borrower, and an increase in transportation and services, as a result of the downgrade in the credit rating of another large borrower and its subsidiaries, offset in part by a decrease in real estate due primarily to improvements in the business performance of obligors in the real estate industry and a decrease in the overall balance of loans to this industry.

The percentage of impaired loans within gross total loans increased from 1.79% as of March 31, 2006 to 2.21% as of March 31, 2007. The percentage of impaired loans net of allowance to gross total loans net of allowance also increased from 0.61% as of March 31, 2006 to 0.85% as of March 31, 2007.

Allowance for Loan Losses

Calculation of allowance for loan losses

Our self-assessment and credit-rating procedures serve as the basis for determining the amount of the allowance for loan losses. The specific methods of calculating the allowance for each category of obligors are as follows:

Normal and watch obligors A formula allowance is calculated separately for obligors with small balance, homogenous loans and for each credit rating category of corporate obligors by multiplying the loan balance with the applicable default ratio (based on internal historical data as well as data provided by third-party credit rating agencies) and the applicable average impairment ratio on defaulted loans (based on internal historical data).

- Special attention obligors The allowance for special attention obligors is generally calculated individually based on the present value of expected future cash flows discounted at the loan's initial effective interest rate. A formula allowance for certain special attention obligors is calculated by grouping the loans to such obligors and applying the formula described above for normal and watch obligors but using the default ratio and average impairment ratio specific to this category.
- Intensive control obligors The allowance for intensive control obligors is generally calculated individually based on the present value of expected future cash flows discounted at the loan's initial effective interest rate, based on the loan's observable market price, or based on the fair value of the collateral if the loan is collateral dependent. The allowance for certain intensive control obligors is calculated by grouping the loans to such obligors and multiplying the amount of loans less estimated collateral value by the default ratio and average impairment ratio specific to this category.
- Substantially bankrupt and bankrupt obligors The allowance is calculated individually and is equal to loan balance, less estimated collateral value.

Balance of allowance for loan losses

The following table summarizes the allowance for loan losses by component and as a percentage of the corresponding loan balance as of March 31, 2006 and 2007:

	<u>As of March 31,</u>		<u>Increase (decrease)</u>
	<u>2006</u>	<u>2007</u>	
	(in billions of yen, except percentages)		
Allowance for loan losses on impaired loans (A)	¥ 331.5	¥ 602.1	¥ 270.6
Allowance for loan losses on other loans (B)	480.8	344.0	(136.8)
Total allowance for loan losses (C)	812.3	946.1	133.8
Impaired loans requiring an allowance for loan losses (D)	1,024.9	1,403.8	378.9
Impaired loans not requiring an allowance for loan losses (E)	204.5	125.1	(79.4)
Other loans (F)	<u>67,550.9</u>	<u>67,745.6</u>	<u>194.7</u>
Gross total loans (G)	68,780.3	69,274.5	494.2
Percentage of allowance for loan losses on impaired loans against the balance of impaired loans requiring an allowance (A)/(D)x100	32.34%	42.89%	10.55%
Percentage of allowance for loan losses on other loans against the balance of other loans (B)/(F)x100	0.71	0.51	(0.20)
Percentage of total allowance for loan losses against gross total loans (C)/(G)x100	1.18	1.37	0.19

Allowance for loan losses increased by ¥133.8 billion from the end of the previous fiscal year to ¥946.1 billion as of March 31, 2007. Allowance for loan losses on impaired loans increased by ¥270.6 billion due primarily to the downgrade in the credit rating of a large non-bank financial company and a large borrower and its subsidiaries. This increase was offset in part by a decrease in allowance for loan losses on other loans of ¥136.8 billion, which was due mainly to the loans to the large borrower and its subsidiaries becoming impaired loans. The percentage of total allowance for loan losses against gross total loans increased by 0.19% to 1.37%, and the percentage of allowance for loan losses on impaired loans against the balance of impaired loans requiring

an allowance increased by 10.55% to 42.89% due mainly to the downgrade of the non-bank financial company and, to a lesser extent, the above large borrower and its subsidiaries. The percentage of allowance for loan losses on other loans against the balance of other loans decreased by 0.20% to 0.51% due to improvements in the credit ratings of borrowers as general economic conditions in Japan improved.

Provision (credit) for loan losses

The following table summarizes changes in our allowance for loan losses, including a breakdown of charge-offs and recoveries by domicile and industry segment, in the fiscal years ended March 31, 2006 and 2007:

	Fiscal years ended March 31,		Increase (decrease)
	2006	2007	
	(in billions of yen)		
Allowance for loan losses as beginning of fiscal year	¥1,207.1	¥812.3	¥(394.8)
Provision (credit) for loan losses	(157.7)	182.1	339.8
Charge-offs:			
Domestic:			
Manufacturing	38.3	11.1	(27.2)
Construction	11.1	2.7	(8.4)
Real estate	85.2	4.7	(80.5)
Services	28.6	18.0	(10.6)
Wholesale and retail	44.7	25.7	(19.0)
Transportation	5.5	0.3	(5.2)
Banks and other financial institutions	0.6	6.0	5.4
Other industries	12.3	5.5	(6.8)
Individuals	63.7	18.0	(45.7)
Total domestic charge-offs	290.0	92.0	(198.0)
Foreign	15.7	18.6	2.9
Total charge-offs	305.7	110.6	(195.1)
Recoveries:			
Domestic:			
Manufacturing	3.6	3.3	(0.3)
Construction	6.5	2.4	(4.1)
Real estate	21.0	3.2	(17.8)
Services	10.2	12.4	2.2
Wholesale and retail	10.6	4.7	(5.9)
Transportation	0.0	0.2	0.2
Banks and other financial institutions	1.0	0.2	(0.8)
Other industries	1.9	2.4	0.5
Individuals	6.4	3.4	(3.0)
Total domestic recoveries	61.2	32.2	(29.0)
Foreign	12.7	25.8	13.1
Total recoveries	73.9	58.0	(15.9)
Net charge-offs	231.8	52.6	(179.2)
Others ⁽¹⁾	(5.3)	4.3	9.6
Balance at end of fiscal year	¥ 812.3	¥946.1	¥ 133.8

Note:

(1) Others include primarily foreign exchange translation.

We recorded a provision for loan losses of ¥182.1 billion in the fiscal year ended March 31, 2007 compared to a credit for loan losses of ¥157.7 billion in the fiscal year ended March 31, 2006. The provision in the fiscal

year ended March 31, 2007 was due mainly to the downgrade in the credit rating of a large non-bank financial company and another large borrower and its subsidiaries.

Charge-offs decreased by ¥195.1 billion from the previous fiscal year to ¥110.6 billion for the fiscal year ended March 31, 2007 due to the improvement in general economic conditions in Japan. Charge-offs of domestic loans decreased by ¥198.0 billion compared to the previous fiscal year to ¥92.0 billion in the fiscal year ended March 31, 2007. Charge-offs of foreign loans increased by ¥2.9 billion compared to the previous fiscal year to ¥18.6 billion in the fiscal year ended March 31, 2007.

Recoveries decreased by ¥15.9 billion from the previous fiscal year to ¥58.0 billion in the fiscal year ended March 31, 2007, reflecting a decrease in recoveries with respect to domestic loans offset partially by an increase with respect to foreign loans. In general, recoveries with respect to loans to the industries in which we had significant amounts of impaired loans in recent years accounted for most of the recoveries during the fiscal years ended March 31, 2006 and 2007.

Investments

The majority of our investments are available-for-sale securities and held-to-maturity securities which at March 31, 2006 and 2007 were as follows:

	As of March 31,						Increase (decrease)		
	2006		2007						
	Amortized cost	Fair value	Net unrealized gains (losses)	(in billions of yen)			Amortized cost	Fair value	Net unrealized gains (losses)
			Amortized cost	Fair value	Net unrealized gains (losses)				
Available-for-sale securities:									
Debt securities:	¥30,320.3	¥30,124.2	¥ (196.1)	¥29,467.1	¥29,606.7	¥ 139.6	¥ (853.2)	¥ (517.5)	¥335.7
Japanese government bonds	19,522.1	19,291.5	(230.6)	14,524.9	14,516.0	(8.9)	(4,997.2)	(4,775.5)	221.7
Other than Japanese government bonds	10,798.2	10,832.7	34.5	14,942.2	15,090.7	148.5	4,144.0	4,258.0	114.0
Equity securities (marketable)	2,428.8	6,068.6	3,639.8	2,591.1	6,264.0	3,672.9	162.3	195.4	33.1
Total	<u>¥32,749.1</u>	<u>¥36,192.8</u>	<u>¥3,443.7</u>	<u>¥32,058.2</u>	<u>¥35,870.7</u>	<u>¥3,812.5</u>	<u>¥ (690.9)</u>	<u>¥ (322.1)</u>	<u>¥368.8</u>
Held-to-maturity securities:									
Debt securities:	¥ 1,536.2	¥ 1,520.5	¥ (15.7)	¥ 1,337.6	¥ 1,329.4	¥ (8.2)	¥ (198.6)	¥ (191.1)	¥ 7.5
Japanese government bonds	1,168.2	1,163.8	(4.4)	969.1	967.2	(1.9)	(199.1)	(196.6)	2.5
Other than Japanese government bonds	368.0	356.7	(11.3)	368.5	362.2	(6.3)	0.5	5.5	5.0
Total	<u>¥ 1,536.2</u>	<u>¥ 1,520.5</u>	<u>¥ (15.7)</u>	<u>¥ 1,337.6</u>	<u>¥ 1,329.4</u>	<u>¥ (8.2)</u>	<u>¥ (198.6)</u>	<u>¥ (191.1)</u>	<u>¥ 7.5</u>

Available-for-sale securities decreased by ¥322.1 billion from the end of the previous fiscal year to ¥35,870.7 billion at March 31, 2007. This decrease was due primarily to a decrease in Japanese government bonds, which was a result of the disposition and impairment of these bonds, offset in part by an increase in debt securities other than Japanese government bonds, primarily foreign government bonds and credit and alternative investments, reflecting our efforts to diversify risks and expand income sources. Equity securities increased by ¥195.4 billion from the end of the previous fiscal year to ¥6,264.0 billion at March 31, 2007 due mainly to the withdrawal of assets from employee retirement benefit trusts offset in part by a decrease in investment trusts held. Held-to-maturity securities decreased by ¥198.6 billion from the end of the previous fiscal year to ¥1,337.6 billion at March 31, 2007. This decrease was due primarily to a decrease in Japanese government bonds as the bonds matured during the previous fiscal year. See note 4 to our consolidated financial statements for details of other investments included within investments.

Cash and Due from Banks

Cash and due from banks decreased by ¥383.8 billion from the end of the previous fiscal year to ¥3,075.9 billion at March 31, 2007. The decrease was due to net cash provided by operating activities of ¥310.8 billion and net cash provided by investing activities of ¥312.2 billion being more than offset by net cash used in financing activities of ¥1,015.1 billion.

Liabilities

The following table shows our liabilities as of March 31, 2006 and 2007:

	As of March 31,		Increase (decrease)
	2006	2007	
	(in billions of yen)		
Deposits	¥ 82,703.7	¥ 83,751.3	¥ 1,047.6
Debentures	6,586.5	4,723.8	(1,862.7)
Due to trust accounts	1,354.9	1,135.4	(219.5)
Call money and funds purchased	6,192.1	6,924.1	732.0
Payables under repurchase agreements	10,079.6	12,821.8	2,742.2
Payables under securities lending transactions	7,347.9	6,100.8	(1,247.1)
Commercial paper	966.0	933.6	(32.4)
Other short-term borrowings	6,293.1	4,283.5	(2,009.6)
Trading account liabilities	10,445.2	11,310.0	864.8
Bank acceptances outstanding	42.7	57.7	15.0
Income taxes payable	52.5	28.6	(23.9)
Deferred tax liabilities	22.7	16.4	(6.3)
Accrued expenses	246.8	312.7	65.9
Long-term debt	5,385.0	7,073.9	1,688.9
Other liabilities	3,161.7	2,903.4	(258.3)
Total liabilities	<u>¥140,880.4</u>	<u>¥142,377.0</u>	<u>¥ 1,496.6</u>

Total liabilities increased by ¥1,496.6 billion from the end of the previous fiscal year to ¥142,377.0 billion at March 31, 2007. This increase was due primarily to an increase of ¥1,688.9 billion in long-term debt and an increase of ¥1,047.6 billion in deposits offset in part by a decrease of ¥1,862.7 billion in debentures. Short-term borrowings, which includes due to trust accounts, call money and funds purchased, payables under repurchase agreements, payables under securities lending transactions, commercial paper and other short-term borrowings, decreased by ¥34.4 billion.

Deposits

The following table shows a breakdown of our deposits as of March 31, 2006 and 2007:

	As of March 31,		Increase (decrease)
	2006	2007	
	(in billions of yen)		
Domestic:			
Non-interest-bearing deposits	¥14,590.7	¥13,166.6	¥(1,424.1)
Interest-bearing deposits	60,910.0	61,012.8	102.8
Total domestic deposits	<u>75,500.7</u>	<u>74,179.4</u>	<u>(1,321.3)</u>
Foreign:			
Non-interest-bearing deposits	341.2	350.6	9.4
Interest-bearing deposits	6,861.8	9,221.3	2,359.5
Total foreign deposits	<u>7,203.0</u>	<u>9,571.9</u>	<u>2,368.9</u>
Total deposits	<u>¥82,703.7</u>	<u>¥83,751.3</u>	<u>¥ 1,047.6</u>

Deposits increased by ¥1,047.6 billion from the end of the previous fiscal year to ¥83,751.3 billion at March 31, 2007. Domestic deposits decreased by ¥1,321.3 billion to ¥74,179.4 billion due to a decline in non-interest-bearing deposits by ¥1,424.1 billion, reflecting increased demand for cash as a result of the general improvement in business performance of Japanese companies. Foreign deposits increased by ¥2,368.9 billion from the end of the previous fiscal year to ¥9,571.9 billion due mainly to a significant increase in interest-bearing deposits as we increased our fund-raising efforts in connection with the increase in foreign investments and loans.

Debentures

Debentures decreased by ¥1,862.7 billion from the end of the previous fiscal year to ¥4,723.8 billion at March 31, 2007. In Japan, certain banks are entitled to issue discount and coupon debentures in the domestic market under applicable banking laws. Mizuho Corporate Bank and Mizuho Bank benefit from such entitlement originally held by The Industrial Bank of Japan, one of our predecessor banks. While the two bank subsidiaries have this entitlement through March 2012, we have been reducing our reliance on debentures in recent years and are shifting to other sources of financing, including mainly bonds. See “—Liquidity.”

Long-term Debt

The following table shows a breakdown of long-term debt as of March 31, 2006 and 2007:

	As of March 31,		Increase (decrease)
	2006	2007	
	(in billions of yen)		
Obligations under capital leases	¥ 30.1	¥ 27.3	¥ (2.8)
Loan participation borrowings	139.5	686.3	546.8
Senior borrowings and bonds	796.1	1,658.1	862.0
Subordinated borrowings and bonds	4,129.1	4,471.6	342.5
Borrowings and bonds of variable interest entities	290.2	230.6	(59.6)
Total long-term debt	<u>¥5,385.0</u>	<u>¥7,073.9</u>	<u>¥1,688.9</u>

Long-term debt increased by ¥1,688.9 billion from the end of the previous fiscal year to ¥7,073.9 billion at March 31, 2007. The increase was due mainly to an increase in senior borrowings and bonds, of which we increased the issue amount to replace debentures as described above, and an increase in loan participation borrowings as a result of our effort to expand our market-oriented indirect financing model.

Short-term Borrowings

The following table shows a breakdown of our short-term borrowings as of March 31, 2006 and 2007:

	As of March 31,						Increase (decrease)		
	2006			2007					
	Domestic	Foreign	Total	Domestic	Foreign	Total	Domestic	Foreign	Total
	(in billions of yen)								
Due to trust accounts	¥ 1,354.9	—	¥ 1,354.9	¥ 1,135.4	—	¥ 1,135.4	¥ (219.5)	—	¥ (219.5)
Call money and funds purchased, and payables under repurchase agreements and securities lending transactions	14,688.0	8,931.5	23,619.5	13,196.0	12,650.7	25,846.7	(1,492.0)	3,719.2	2,227.2
Commercial paper	799.6	166.4	966.0	658.1	275.5	933.6	(141.5)	109.1	(32.4)
Other short-term borrowings	6,249.9	43.2	6,293.1	4,080.3	203.2	4,283.5	(2,169.6)	160.0	(2,009.6)
Total short-term borrowings	<u>¥23,092.4</u>	<u>¥9,141.1</u>	<u>¥32,233.5</u>	<u>¥19,069.8</u>	<u>¥13,129.4</u>	<u>¥32,199.2</u>	<u>¥(4,022.6)</u>	<u>¥3,988.3</u>	<u>¥ (34.3)</u>

Short-term borrowings decreased by ¥34.3 billion from the end of the previous fiscal year to ¥32,199.2 billion at March 31, 2007. Domestic short-term borrowings decreased by ¥4,022.6 billion as domestic assets such as Japanese government bonds decreased, while foreign short-term borrowings, especially payables under repurchase agreements, increased by ¥3,988.3 billion due mainly to increased overseas funding corresponding with increases in overseas investments and loans.

Shareholders' Equity

The following table shows a breakdown of shareholders' equity as of March 31, 2006 and 2007:

	As of March 31,		Increase (decrease)
	2006	2007	
	(in billions of yen)		
Preferred stock	¥ 1,580.4	¥ 980.4	¥(600.0)
Common stock	3,547.7	3,532.5	(15.2)
Accumulated deficit	(2,647.8)	(2,105.7)	542.1
Accumulated other comprehensive income, net of tax	1,912.2	2,287.8	375.6
Treasury stock, at cost	(46.8)	(32.3)	14.5
Total shareholders' equity	<u>¥ 4,345.7</u>	<u>¥ 4,662.7</u>	<u>¥ 317.0</u>

Shareholders' equity increased by ¥317.0 billion from the end of the previous fiscal year to ¥4,662.7 billion. Preferred stock decreased by ¥600.0 billion from the end of the previous fiscal year to ¥980.4 billion at March 31, 2006 due to the cancellation of preferred stock repurchased from the Resolution and Collection Corporation in July 2006. As a result of this repurchase, we completed the repayment of public funds received through the Resolution and Collection Corporation's purchases of our preferred stock.

Common stock decreased by ¥15.2 billion from the end of the previous fiscal year to ¥3,532.5 billion at March 31, 2007 primarily as a result of the cancellation of common stock which was repurchased from our subsidiary, Mizuho Financial Strategy, in July 2006. See "—Overview—Capital Improvements."

Accumulated deficit decreased by ¥542.1 billion from the end of the previous fiscal year to ¥2,105.7 billion. This decrease was due primarily to net income of ¥623.9 billion for the fiscal year ended March 31, 2007 offset in part by dividend payments of ¥79.8 billion.

Accumulated other comprehensive income, net of tax, increased by ¥375.6 billion from the end of the previous fiscal year to ¥2,287.8 billion at March 31, 2007 due primarily to an increase in unrealized net gains on available-for-sale securities of ¥218.2 billion as well as adjustments of ¥130.9 billion related to the initial application of SFAS 158 to pension liabilities.

Treasury stock decreased by ¥14.5 billion from ¥46.8 billion at the end of the previous fiscal year to ¥32.3 billion at March 31, 2007 due primarily to the cancellation of common stock which was held by our subsidiary as mentioned above.

Liquidity

We continuously endeavor to enhance the management of our liquidity profile and strengthen our capital base to meet our customers' loan requirements and deposit withdrawals and respond to unforeseen situations such as adverse movements in stock, foreign currency, interest rate and other markets or changes in general domestic or international conditions.

Deposits and the issuance of debentures, based on our broad customer base and brand recognition in Japan, have been our primary sources of liquidity. Our total deposits and debentures decreased by ¥815.1 billion, or 0.9%, from the end of the previous fiscal year to ¥88,475.1 billion as of March 31, 2007. As shown in the following table, our average balance of deposits and debentures combined for the fiscal year ended March 31, 2007 exceeded our average balance of loans for the same period by ¥20,259.5 billion. We invested the excess portion primarily in marketable securities and other high-liquidity assets.

Average balance for the fiscal year ended March 31, 2007

(in billions of yen)			
Loans	¥68,042.9	Deposits	¥82,673.2
		Debentures	5,629.2

We will no longer be able to issue debentures beginning April 2012 due to applicable regulations. Mizuho Corporate Bank ceased issuing debentures to institutional investors in April 2006 and started to issue ¥150.0 billion in straight bonds each quarter, or ¥600.0 billion each year as a replacement for such debentures. We also ceased all new issuances of debentures by Mizuho Bank through its retail branch network in March 2007. We believe the balance of our debentures will decrease significantly in the following years as a result.

Secondary sources of liquidity include short-term borrowings such as call money and funds purchased and commercial paper. We also issue long-term debt, including both senior and subordinated debt, as additional sources for liquidity. We utilize short-term borrowings to diversify our funding sources and to manage our funding costs. We raise long-term debt mainly for purposes of enhancing our capital adequacy ratios. We believe we are able to access such sources of liquidity on a stable and flexible basis based on our current credit ratings. The following table shows credit ratings assigned to our principal banking subsidiaries by S&P and Moody's as of July 31, 2007:

	As of July 31, 2007					
	S&P			Moody's		
	Long-Term	Short-Term	Fundamental strength	Long-Term	Short-Term	Financial strength
Mizuho Corporate Bank	A+	A-1	B	Aa2	P-1	C
Mizuho Bank	A+	A-1	B	Aa2	P-1	C
Mizuho Trust & Banking	A+	A-1	B	Aa2	P-1	C

We source our funding in foreign currencies primarily from foreign governments, financial institutions, and institutional investors, through short-term and long-term financing, under terms and pricing commensurate with our credit ratings above. In the event of future declines in our credit quality or that of Japan in general, we expect to be able to purchase foreign currencies in sufficient amounts using the yen funds raised through our domestic customer base. As further measures to support our foreign currency liquidity, we hold foreign debt securities, maintain credit lines and swap facilities denominated in foreign currencies and pledge collateral to the U.S. Federal Reserve Bank to support future credit extensions.

We maintain management and control systems to support our ability to access liquidity on a stable and cost-effective basis. For a description of our management of liquidity risk, see "Item 11. Quantitative and Qualitative Disclosures about Market Risk—Market and Liquidity Risk Management."

Capital Adequacy

Regulatory Capital Requirements

Mizuho Financial Group and its principal banking subsidiaries are subject to regulatory capital requirements administered by the Financial Services Agency in accordance with the provisions of the Banking Law and related regulations. Failure to meet minimum capital requirements may initiate certain mandatory actions by regulators that, if undertaken, could have a direct material effect on our consolidated financial statements.

The capital adequacy guidelines applicable to Japanese banks and bank holding companies with international operations supervised by the Financial Services Agency closely follow the risk-adjusted approach proposed by the Bank for International Settlements ("BIS") and are intended to further strengthen the soundness and stability of Japanese banks. Effective March 31, 2007, new guidelines were implemented by the Financial Services Agency to comply with the new capital adequacy requirements set by BIS called Basel II. The framework of Basel II is based on the following three pillars: minimum capital requirements; supervisory review; and market discipline.

Under the first pillar, the capital ratio is calculated by dividing regulatory capital by risk-weighted assets. With respect to the calculation of risk-weighted assets, Mizuho Financial Group adopted the foundation internal ratings-based approach (“FIRB approach”). Under the FIRB approach, balance sheet assets and off-balance sheet exposures, calculated under Japanese GAAP, are assessed in terms of credit risk according to risk components such as probability of default and loss given default. Probability of default is derived by Mizuho Financial Group’s own internal credit experience. In addition to credit risk, banks are required to measure and apply capital charges with respect to their market risks. Market risk is defined as the risk of losses in on- and off-balance-sheet positions arising from movements in market prices. Operational risk, which was introduced under Basel II with respect to regulatory capital requirements, is the risk of loss resulting from inadequate or failed internal processes, people and systems or from external events. Mizuho Financial Group selected the standardized approach for the calculation of operational risk capital charge, which calculates operational risk by dividing its activities into eight business lines and multiplying gross income of each of those business lines by the applicable factor assigned to each of the business lines.

With regard to risk-based capital, these guidelines are consistent with the original BIS framework, or Basel I, in requiring a target minimum standard capital adequacy ratio of 8%, at least half of which must consist of core capital, on both a consolidated and non-consolidated basis for banks with international operations, such as Mizuho Corporate Bank and Mizuho Trust & Banking, or on a consolidated basis for bank holding companies with international operations, such as Mizuho Financial Group.

Risk-based capital, calculated from financial statements prepared under Japanese GAAP, is classified into the following three tiers: core capital (Tier 1 capital); supplementary capital (Tier 2 capital); and junior supplementary capital (Tier 3 capital). Tier 1 capital generally consists of shareholders’ equity less any recorded goodwill and consolidation adjustment accounts. Tier 2 capital generally consists of the following components:

- general reserve for possible losses on loans, equaling the sum of (i) the excess of the amount of qualified reserves over the amount of expected losses and (ii) the amount of general reserves calculated based on the standardized approach;
- 45% of each of the unrealized gains on valuation of certain securities classified as “other securities” under Japanese GAAP which is similar to available-for-sale securities under U.S. GAAP, and the unrealized appreciation in the value of land;
- the balance of subordinated perpetual debt; and
- the balance of subordinated term debt with an original maturity of over five years and preferred term shares up to 50% of Tier 1 capital.

Tier 2 capital may be included in a bank’s risk-based capital up to the amount equivalent to Tier 1 capital, less Tier 3 capital if market risk is taken into account in the capital adequacy ratio calculation. Tier 3 capital consists of the balance of subordinated term debt with original maturity of at least two years. Tier 3 capital may be included in total risk-based capital subject to certain conditions, depending on the measure for market risk and the amount of Tier 1 capital.

Japanese banks are also required to comply with the supervisory review process (second pillar) and disclosure requirements for market discipline (third pillar). Under the second pillar, banks are required to maintain adequate capital to support all of the major risks in their business and are encouraged to develop and use better risk management techniques in monitoring and managing such risks. Under the third pillar, banks are required to enhance disclosure, including disclosure of details of the capital adequacy ratio, the amount of each type of risk and the method of calculation used so that the market may make more effective evaluations.

Japanese banks with only domestic operations, such as Mizuho Bank, are subject to Japanese capital adequacy requirements that are similar to those discussed above, except that domestic banks are required to maintain a minimum capital adequacy ratio of 4%, at least half of which must consist of Tier 1 capital, on both a consolidated and non-consolidated basis.

If the capital adequacy ratio of a financial institution falls below the required level, the Financial Services Agency may, depending upon the extent of capital deterioration, take certain corrective action, including requiring the financial institution to submit an improvement plan to strengthen its capital base, reduce its total assets, restrict its business operations or other actions that could have a material effect on our financial statements.

Consolidated Capital Adequacy Ratios

Our capital adequacy ratios as of March 31, 2006 and 2007 calculated in accordance with Japanese GAAP and guidelines established by the Ministry of Finance and the Financial Services Agency are as set forth in the following table:

	<u>Basel I basis</u>		<u>Increase (decrease)</u>	<u>Basel II basis</u>
	<u>As of March 31,</u>			<u>As of March 31,</u>
	<u>2006</u>	<u>2007</u>		<u>2007</u>
	(in billions of yen, except percentages)			
Tier 1 capital	¥ 4,555.9	¥ 4,945.7	¥ 389.8	¥ 4,933.6
Tier 2 capital included as qualifying capital	4,554.1	4,461.9	(92.2)	4,092.6
Deductions for total risk-based capital	(116.7)	(122.0)	(5.3)	(184.8)
Total risk-based capital	<u>¥ 8,993.3</u>	<u>¥ 9,285.6</u>	<u>¥ 292.3</u>	<u>¥ 8,841.4</u>
Risk-weighted assets	¥77,534.5	¥80,118.4	¥2,583.9	¥70,795.5
Tier 1 capital ratio	5.87%	6.17%	0.30%	6.96%
Required Tier 1 ratio	4.00	4.00	—	4.00
Capital adequacy ratio	11.59	11.58	(0.01)	12.48
Required capital adequacy ratio	8.00	8.00	—	8.00

Note: Percentages in the above table are truncated.

Our capital adequacy ratio and our Tier 1 capital ratio calculated on a Basel II basis as of March 31, 2007 were 12.48% and 6.96%, respectively. We believe that we were in compliance with all capital adequacy requirements to which we were subject as of March 31, 2007.

On a Basel I basis, our capital adequacy ratio as of March 31, 2007 was 11.58%, a decline of 0.01% compared to March 31, 2006, and our Tier 1 capital ratio as of March 31, 2007 was 6.17%, a rise of 0.30% compared to March 31, 2006. The rise of our Tier 1 capital ratio during the fiscal year ended March 31, 2007 was a result of the increase in Tier 1 capital outweighing the increase in risk-weighted assets. The increase in the total risk-based capital was not as large as the increase in risk weighted assets, which resulted in the decline of our capital adequacy ratio.

Capital

The following table shows a breakdown of our total risk-based capital as of March 31, 2006 and 2007:

	Basel I Basis			Basel II Basis
	As of March 31,		Increase (decrease)	As of March 31,
	2006	2007		2007
	(in billions of yen)			
Tier 1 capital:				
Common stock and preferred stock	¥1,541.0	¥1,541.0	0.0	¥ 1,541.0
Capital surplus	411.1	411.1	0.0	411.1
Retained earnings	1,417.5	1,338.7	¥ (78.8)	1,439.9
Minority interest in consolidated subsidiaries	1,280.6	1,726.2	445.6	1,726.2
Treasury stock	(46.8)	(32.3)	14.5	(32.3)
Expected outflow	n.a.	n.a.	n.a.	(101.2)
Foreign currency translation adjustments	(47.5)	(39.0)	8.5	(39.0)
Goodwill equivalent	(0.0)	0.0	0.0	0.0
Capital increase due to securitization transactions	n.a.	n.a.	n.a.	(12.1)
Total Tier 1 capital	4,555.9	4,945.7	389.8	4,933.6
Tier 2 capital:				
45% of unrealized gains on other securities	994.6	1,100.8	106.2	1,100.8
45% of revaluation reserve for land	131.1	116.0	(15.1)	116.0
General reserve for possible losses on loans	615.8	500.9	(114.9)	131.6
Debt capital	2,812.6	2,744.2	(68.4)	2,744.2
Total Tier 2 capital	4,554.1	4,461.9	(92.2)	4,092.6
Deductions for total risk-based capital	(116.7)	(122.0)	(5.3)	(184.8)
Total risk-based capital	<u>¥8,993.3</u>	<u>¥9,285.6</u>	<u>¥ 292.3</u>	<u>¥ 8,841.4</u>

Our Tier 1 capital calculated on a Basel I basis increased by ¥389.8 billion from the end of the previous fiscal year to ¥4,945.7 billion as of March 31, 2007. Of this increase, ¥621.0 billion was due to our net income in the fiscal year ended March 31, 2007 and ¥400.0 billion was due to the issuance of non-dilutive preferred securities during the fiscal year. These effects were offset in part by a decrease of ¥603.5 billion due to our repurchases and cancellation of our preferred stock held by the Resolution and Collection Corporation in July 2006, through which we completed the repayment of all public funds during the fiscal year.

Within Tier 1 capital, retained earnings decreased by ¥78.8 billion due mainly to a decrease of ¥603.5 billion as a result of our repurchases of preferred stock held by the Resolution and Collection Corporation and a decrease of ¥101.2 billion as a result of the payment of dividends for the fiscal year. These effects were offset in part by a ¥621.0 billion increase due to our net income in the fiscal year. The increase in minority interest in consolidated subsidiaries of ¥445.6 billion was due mainly to an increase of ¥400.0 billion as a result of the issuance of non-dilutive preferred securities in the fiscal year.

Minority interest in consolidated subsidiaries included within our Tier 1 capital includes non-dilutive preferred securities issued by our offshore special purpose companies to investors. As of March 31, 2007, the amount of minority interest in consolidated subsidiaries within our Tier 1 capital that was attributable to such preferred securities was ¥1,505.0 billion. Although such preferred securities are perpetual in term, they are redeemable at our option on, and on specified dates after, the relevant initial optional redemption date. The following table shows the initial optional redemption dates for the preferred securities included within our Tier 1 capital as of March 31, 2007 and the total amount of preferred securities with each such initial optional redemption date. The preferred securities are denominated in yen, unless otherwise noted.

<u>Initial optional redemption date</u>	<u>Amount of preferred securities included within Tier 1 capital</u> (in billions of yen)
June 2007	¥ 185.5 ⁽¹⁾
June 2008	422.9 ⁽²⁾
June 2009	176.0
June 2011	78.7 ⁽³⁾
June 2012	171.0
June 2016	470.9 ⁽⁴⁾

Notes:

- (1) Entire amount was redeemed in June 2007.
- (2) Denominated in dollars (\$2.6 billion) and yen (¥118.5 billion).
- (3) Denominated in euros (€500.0 million).
- (4) Denominated in yen (¥400.0 billion) and dollars (\$600.0 million).

Our Tier 2 capital included as qualifying capital calculated on a Basel I basis as of March 31, 2007 was ¥4,461.9 billion, a decrease of ¥92.2 billion compared to March 31, 2006. The decrease was due mainly to a decrease in general reserve for possible losses as a result of improvements in the credit quality of many of our previously troubled borrowers and general improvements in the Japanese economy.

As a result of the above, together with deductions of ¥122.0 billion, total risk-based capital calculated on a Basel I basis as of March 31, 2007 was ¥9,285.6 billion, an increase of ¥292.3 billion compared to March 31, 2006.

Risk-weighted Assets

The following table shows a breakdown of our risk-weighted assets in terms of on-balance-sheet and off-balance-sheet items as well as the type of risk as of March 31, 2006 and 2007:

	<u>Basel I</u>			<u>Basel II</u>
	<u>As of March 31,</u> <u>2006</u>	<u>2007</u>	<u>Increase</u> <u>(decrease)</u>	<u>As of March 31,</u> <u>2007</u>
	(in billions of yen)			
Risk-weighted assets:				
On-balance-sheet items	¥67,910.1	¥69,686.1	¥1,776.0	¥48,718.6
Off-balance-sheet items	7,613.4	8,001.1	387.7	11,036.5
Credit risk assets	75,523.5	77,687.2	2,163.7	59,755.1
Market risk equivalent assets	2,011.0	2,431.2	420.2	2,186.5
Operational risk equivalent assets	n.a.	n.a.	n.a.	3,877.5
Adjusted floor amount	n.a.	n.a.	n.a.	4,976.4
Total	<u>¥77,534.5</u>	<u>¥80,118.4</u>	<u>¥2,583.9</u>	<u>¥70,795.5</u>

Risk-weighted assets as of March 31, 2007 calculated on a Basel I basis was ¥80,118.4 billion, representing an increase of ¥2,583.9 billion compared to March 31, 2006. On-balance-sheet items increased by ¥1,776.0 billion to ¥69,686.1 billion due mainly to an increase in loans to corporate customers outside of Japan and an increase in credit and alternative investments to promote the diversification of risks and to expand our income sources. Off-balance-sheet items increased by ¥387.7 billion to ¥8,001.1 billion due mainly to an increase in commitment lines to customers outside of Japan. Market risk equivalent assets increased by ¥420.2 billion to ¥2,431.2 billion due mainly to an increase in securities trading activities.

The following table shows required capital by portfolio classification as of March 31, 2007 calculated on a Basel II basis:

	Fiscal year ended March 31, 2007	
	Exposure at default	Required capital⁽¹⁾
	(in billions of yen)	
Credit risk	¥147,489.3	¥6,067.2
Internal ratings-based approach	140,350.2	5,809.9
Corporate	59,960.1	3,678.3
Sovereign	43,361.8	102.5
Bank	7,699.1	185.1
Retail	13,016.0	543.3
Residential mortgage	10,260.7	370.9
Qualifying revolving loans	345.0	22.0
Other retail	2,410.2	150.4
Equities, etc.	6,550.1	619.9
Probability of default/Loss given default approach	910.9	110.9
Market-based approach (simple risk weight method)	147.0	51.3
Market-based approach (internal models approach)	—	—
Transitional measure applied	5,492.0	457.6
Regarded-method exposure	1,097.2	310.9
Securitizations	6,394.6	159.1
Others	2,271.0	210.4
Standardized approach	7,139.0	257.2
Sovereign	2,633.8	2.2
Bank	1,731.4	30.0
Corporate	2,474.5	192.7
Residential mortgage	0.0	0.0
Securitizations	17.4	15.4
Others	281.7	16.7
Market risk	n.a.	174.9
Standardized approach	n.a.	138.2
Interest rate risk	n.a.	84.5
Equities risk	n.a.	40.1
Foreign exchange risk	n.a.	7.8
Commodities risk	n.a.	5.6
Internal models approach	n.a.	36.7
Operational risk (standardized approach)	n.a.	310.2
Total required capital ⁽²⁾	n.a.	5,663.6

Notes:

- (1) For credit risk, required capital is the sum of (i) 8% of credit risk-weighted assets, (ii) expected losses and (iii) deductions from capital. For market risk, required capital is the market risk equivalent amount. For operational risk, required capital is the operational risk equivalent amount.
- (2) Total required capital (consolidated) is equal to 8% of the denominator used for purposes of calculating capital adequacy ratios.
- (3) Figures in the above table are truncated.

Principal Banking Subsidiaries

Capital adequacy ratios of our principal banking subsidiaries, on a consolidated basis, as of March 31, 2006 and 2007, calculated in accordance with Japanese GAAP and guidelines established by the Ministry of Finance and the Financial Services Agency, were as set forth in the following table:

	Basel I			Basel II
	As of March 31,		Increase (decrease)	As of March 31,
	2006	2007		2007
Mizuho Corporate Bank				
BIS standard:				
Tier 1 capital ratio	6.89%	7.66%	0.77%	8.56%
Capital adequacy ratio	12.81	12.99	0.18	14.01
Mizuho Bank⁽¹⁾				
Domestic standard:				
Tier 1 capital ratio	5.76	5.97	0.21	7.11
Capital adequacy ratio	10.28	10.31	0.03	11.74
BIS standard:				
Tier 1 capital ratio	5.69	5.94	0.25	6.85
Capital adequacy ratio	10.90	11.03	0.13	11.92
Mizuho Trust & Banking				
BIS standard:				
Tier 1 capital ratio	7.56	8.04	0.48	8.96
Capital adequacy ratio	14.42	14.44	0.02	15.69

Notes:

- (1) The Bank for International Settlements standards apply only to banks with international operations. Because Mizuho Bank does not operate overseas, it is subject solely to domestic capital adequacy requirements. As such, information based on the Bank for International Settlements standards is included for reference purpose only.
- (2) Percentages in the above table are truncated.

We believe each of our principal banking subsidiaries was in compliance with all capital adequacy requirements to which it was subject as of March 31, 2007.

Our securities subsidiaries in Japan are also subject to the capital adequacy rules of the Financial Services Agency under the Securities and Exchange Law. This rule requires securities firms to maintain a minimum capital adequacy ratio of 120% calculated as a percentage of capital accounts less certain assets, as determined in accordance with Japanese GAAP, against amounts equivalent to market, counterparty and basic risks. Specific guidelines are issued as a ministerial ordinance that details the definition of essential components of the capital ratios, including capital, disallowed assets and risks, and related measures. Failure to maintain a minimum capital ratio will trigger mandatory regulatory actions. A capital ratio of less than 140% will call for regulatory reporting and a capital ratio of 100% or less may lead to a temporary suspension of all or part of the business operations and cancellation of the license to act as a securities broker and dealer. We believe, as of March 31, 2007, that our securities subsidiaries in Japan are in compliance with all capital adequacy requirements to which they are subject.

Off-balance-sheet Arrangements

We engage in various types of off-balance-sheet arrangements in the ordinary course of our business to meet the financing needs of our customers. These arrangements include various guarantees and commitments. The following tables show the contractual or notional amounts of our guarantees and undrawn commitments as of March 31, 2006 and 2007:

	As of March 31,		Increase (decrease)
	2006	2007	
	(in billions of yen)		
Guarantees:			
Performance guarantees	¥ 1,327.6	¥ 1,678.7	¥ 351.1
Guarantees on loans	1,247.1	1,127.0	(120.1)
Guarantees on securities	47.5	24.0	(23.5)
Other guarantees	1,056.3	1,057.4	1.1
Guarantees for the repayment of trust principal	1,349.6	1,160.0	(189.6)
Liabilities of trust accounts	6,716.3	6,073.7	(642.6)
Derivative financial instruments	45,862.2	120,008.4	74,146.2
	(in billions of yen)		
	As of March 31,		Increase (decrease)
	2006	2007	
	(in billions of yen)		
Commitments:			
Commitments to extend credit	¥44,478.6	¥47,904.6	¥ 3,426.0
Commitments to invest in securities	132.7	136.5	3.8
Commercial letters of credit	462.8	535.9	73.1
Total commitments	¥45,074.1	¥48,577.0	¥ 3,502.9

See note 23 to our consolidated financial statements for a description of the nature of the various types of guarantees and commitments.

The contractual or notional amounts of these instruments generally represent the maximum potential amounts of future payments without consideration of possible recoveries under recourse provisions or from collateral held. For example, the amount under commitments to extend credit does not necessarily equal the impact that such commitment will have on our future cash flow, because many of these commitments expire without our making actual credit extensions up to the full commitment amount or at all. Also, many of the agreements related to the commitments to extend credit include terms that allow us to refuse, or reduce the amount of, credit extensions based on changes in the financial environment, declines in the obligor's credit quality and other reasons. Finally, we receive collateral such as real estate and securities at the time of contract as we deem necessary, and we regularly review the credit quality of the customer based on internal guidelines and revise the terms of the contract as we deem necessary to manage credit risk.

Some of our off-balance-sheet arrangements are related to activities of special purpose entities, most of which are variable interest entities, including those that do not meet the consolidation requirements under Financial Accounting Standards Board Interpretation No.46 (revised December 2003) "Consolidation of Variable Interest Entities, an interpretation of ARB No.51." These off-balance-sheet arrangements include the types of transactions discussed below.

Asset-backed Commercial Paper/Loan Programs

We manage several asset-backed commercial paper/loan programs that provide our clients' off-balance-sheet and cost-effective financing. The variable interest entities used in the programs purchase assets, primarily receivables, from clients participating in the programs and provide liquidity through the issuance of commercial

paper or borrowings from us backed by the assets. While customers normally continue to service the transferred receivables, we underwrite, distribute and make a market in commercial paper issued by the variable interest entities. We also provide liquidity support and credit enhancement to the variable interest entities.

Asset-backed Securitizations

We act as an arranger of various types of structured finance to meet clients' various off-balance-sheet financing needs. In substantially all of these structured financing transactions, the transfer of the asset by the client is structured to be bankruptcy remote by use of a bankruptcy remote entity, which is deemed to be a variable interest entity because its equity holder does not have decision-making rights. We receive fees for structuring and/or distributing the securities sold to investors. In some cases, we ourselves purchase the securities issued by the entities and/or provide loans to the variable interest entities.

In addition, from time to time we establish single-issue and multi-issue special purpose entities that issue collateralized debt obligations or collateralized loan obligations, synthetic collateralized debt obligations or collateralized loan obligations or other repackaged instruments to meet clients' and investors' needs. We also arrange securitization transactions including commercial mortgage-backed securities, residential mortgage-backed securities and others. In these transactions, we act as an underwriter, placement agent, asset manager, derivatives counter party and/or investor for debt and equity instruments.

Investments in Securitization Products

We invest in, among other things, various types of collateralized debt obligations and collateralized loan obligations, synthetic collateralized debt obligations and collateralized loan obligations and repackaged instruments, commercial mortgage-backed securities and residential mortgage-backed securities arranged by third parties for the purpose of current income or capital appreciations, which all utilize entities that are deemed variable interest entities.

With respect to some of the variable interest entities related to asset-backed securitizations described above, we determined that we were not the primary beneficiary but had significant variable interests. As of March 31, 2007, total assets of these entities were ¥1,522 billion, and our maximum exposure to loss as of the same date was ¥87 billion.

Investment Funds

We invest in various investment funds, including securities investment trusts that invest in equity and debt securities such as listed Japanese securities and investment grade bonds. Investment advisory companies or fund management companies, including our subsidiaries and affiliates, administer and make the investment decisions with respect to such investment funds.

With respect to certain of these entities, we determined that we were not the primary beneficiary but had significant variable interests. As of March 31, 2007, the total assets of these entities were ¥1,501 billion, and our maximum exposure to loss as of the same date was ¥176 billion.

Trust Arrangements

We offer a variety of asset management and administration services under trust arrangements, including security investment trusts, pension trusts and trusts used in the securitization of assets originated by and transferred to third parties.

As a trustee, we are required to exercise due care in the managing and safe-keeping of the assets entrusted. Because we manage and administer entrusted assets in the capacity of an agent or fiduciary on behalf of customers and are required to segregate trust assets from our proprietary assets, trust accounts are recorded separately from our general accounts and are not included in our consolidated financial statements.

With respect to guaranteed principal money trust products, we assume certain risks by providing guarantees for the repayment of principal as required by the trust agreements or relevant Japanese legislation. We manage entrusted funds primarily through the origination of high-quality loans and other credit-related products, investing in high-grade marketable securities such as Japanese government bonds and placing cash with our subsidiary trust banks to maintain liquidity and for cash management purposes. We have determined through expected loss calculation that we do not absorb a majority of the expected losses or residual returns in connection with these trust arrangements and, therefore, the trust accounts are not included in our consolidated financial statements. The asset size of guaranteed principal money trusts at March 31, 2007 was ¥1,162 billion, and our maximum exposure to loss as of the same date was ¥573 billion.

Other Types of Off-balance-sheet Arrangements

See note 25 to our consolidated financial statements included elsewhere in this annual report for further descriptions of variable interest entities and securitizations.

Tabular Disclosure of Contractual Obligations

In the normal course of business, we enter into contractual obligations that require future cash payments. The following table sets forth a summary of our contractual cash obligations as of March 31, 2007:

	<u>Due in one year or less</u>	<u>Due from one year to two years</u>	<u>Due from two years to three years</u>	<u>Due from three years to four years</u>	<u>Due from four years to five years</u>	<u>Due after five years</u>	<u>Total</u>
	(in billions of yen)						
Time deposits	¥28,626.8	¥ 1,729.9	¥ 1,740.1	¥ 361.6	¥ 273.8	¥ 107.8	¥32,840.0
Certificates of deposit	8,771.6	16.0	7.6	—	—	—	8,795.2
Debentures	1,581.2	950.7	930.0	988.6	273.3	—	4,723.8
Long-term debt	481.5	736.5	894.4	435.8	1,148.3	3,377.4	7,073.9
Operating leases	39.3	35.6	23.0	22.2	19.8	51.1	191.0
Total	<u>¥39,500.4</u>	<u>¥ 3,468.7</u>	<u>¥ 3,595.1</u>	<u>¥ 1,808.2</u>	<u>¥ 1,715.2</u>	<u>¥ 3,536.3</u>	<u>¥53,623.9</u>

Recent Accounting Pronouncements

Accounting pronouncements issued but not yet effective

In March 2006, the FASB issued SFAS No.156, “Accounting for Servicing of Financial Assets—an amendment of FASB Statement No.140” (“SFAS No.156”), which requires all separately recognized servicing assets and liabilities be initially measured at fair value, if practical. SFAS No. 156 permits, but does not require, an enterprise to elect to remeasure servicing assets and liabilities at fair value in subsequent periods. An enterprise is required to adopt SFAS No.156 as of the beginning of its first fiscal year that begins after September 15, 2006. The adoption of SFAS No.156 will not have a material impact on our consolidated results of operations or financial condition.

In June 2006, the FASB ratified the EITF consensus on Issue No.06-2, “Accounting for Sabbatical Leave and Other Similar Benefits Pursuant to FASB Statement No.43” (“EITF Issue No.06-2”). EITF Issue No.06-2 addresses accounting for compensated absences that require the completion of a minimum service period and do not increase with additional years of service. EITF Issue No.06-2 is effective for fiscal years beginning after December 15, 2006. The adoption of EITF Issue No.06-2 is not expected to have a material impact on our consolidated results of operations or financial condition.

In July 2006, the FASB issued FIN No.48, “Accounting for Uncertainty in Income Taxes” (“FIN No.48”), which creates a single model to address uncertainty in all tax positions subject to SFAS No.109, “Accounting for Income Taxes” (“SFAS No.109”). FIN No.48 clarifies the accounting for income taxes by prescribing the

minimum recognition threshold a tax position is required to meet before being recognized in the financial statements. FIN No.48 also provides guidance on derecognition, measurement, classification, interest and penalties, accounting in interim periods, disclosure and transition. FIN No.48 is effective for fiscal years beginning after December 15, 2006 and differences between the amounts recognized in the statements of financial position prior to the adoption of FIN No.48 and the amounts reported after adoption should be accounted for as a cumulative-effect adjustment recorded to the beginning balance of retained earnings. The adoption of FIN No.48 will not have a material impact on our consolidated results of operations or financial condition.

In September 2006, the FASB issued SFAS No.157, "Fair Value Measurements" ("SFAS No.157"), which clarifies the definition of fair value and the method used to measure fair value and expands the disclosure requirements about fair value measurements. SFAS No.157 establishes a fair value hierarchy that distinguishes between (1) market participant assumptions developed based on market data obtained from sources independent of the reporting entity and (2) the reporting entity's own assumptions about market participant assumptions developed based on the best information available in the circumstances. SFAS No.157 nullifies certain guidance provided for in EITF Issue No.02-3, "Issues Involved in Accounting for Derivative Contracts Held for Trading Purposes and Contracts Involved in Energy Trading and Risk Management Activities" ("EITF Issue No.02-3"), and the related provisions of SFAS No.133. SFAS No.157 is effective for fiscal years beginning after November 15, 2007. We are currently evaluating the potential impact that the adoption of SFAS No.157 will have on our consolidated results of operations and financial condition.

In February 2007, the FASB issued SFAS No.159, "The Fair Value Option for Financial Assets and Financial Liabilities Including an amendment of FASB Statement No.115" ("SFAS No.159"). SFAS No.159 allows entities to choose, at specified election dates, to measure eligible financial assets and liabilities and certain other items at fair value that are not otherwise required to be measured at fair value. If a company elects the fair value option for an eligible item, changes in that item's fair value in subsequent reporting periods must be recognized in current earnings. SFAS No.159 is effective for fiscal years beginning after November 15, 2007. Early adoption is permitted subject to certain conditions. We are currently evaluating the potential impact that the adoption of SFAS No.159 will have on our consolidated results of operations and financial condition.

In June 2007, the AICPA issued SOP No.07-1, "Clarification of the Scope of the Audit and Accounting Guide Investment Companies and Accounting by Parent Companies and Equity Method Investors for Investments in Investment Companies" ("SOP No.07-1"). SOP No.07-1 provides guidance for determining whether an entity is within the scope of the AICPA Audit and Accounting Guide Investment Companies ("the Guide"). Prior to the issuance of SOP No.07-1, in May 2007, the FASB issued FSP No.FIN46(R)-7 "Application of FASB Interpretation No.46(R) to Investment Companies" ("FSP No.FIN46(R)-7"), which addresses the application of FIN No.46R by an entity that accounts for its investments in accordance with the Guide. FSP No.FIN46(R)-7 extends the scope exception for investment companies in FIN No.46R to unregistered investment companies as defined by SOP No.07-1. SOP No.07-1 is effective for fiscal years beginning on or after December 15, 2007, with earlier application encouraged, and FSP No.FIN46(R)-7 follows the adoption of SOP No.07-1. We are currently evaluating the potential impact that the adoption of SOP No.07-1 and FSP No.FIN46(R)-7 will have on our consolidated results of operations and financial condition, but we do not expect a material impact on our consolidated results of operations and financial condition.

Reconciliation with Japanese GAAP

Our consolidated financial statements are prepared in accordance with accounting principles and policies as summarized in note 1 to our consolidated financial statements contained elsewhere in this annual report. These principles and policies differ in some respects from Japanese GAAP. Under Japanese banking regulations, we are required to report our annual financial results using financial statements prepared under Japanese GAAP. In addition, pursuant to the requirements of the Tokyo Stock Exchange, we prepare quarterly financial statements which are also under Japanese GAAP. To show the major reconciling items between our U.S. GAAP financial

statements and our Japanese GAAP financial statements, we have provided below, with respect to our most recent fiscal year, a reconciliation of consolidated net income and shareholders' equity under U.S. GAAP with those amounts under Japanese GAAP.

	As of or for the fiscal year ended March 31, 2007	
	Shareholders' equity	Net income
	(in billions of yen)	
U.S. GAAP	¥ 4,662.7	¥ 623.9
Differences arising from different accounting for:		
1. Derivative financial instruments and hedging activities	123.1	(105.3)
2. Investments	534.7	185.1
3. Loans	120.6	34.6
4. Allowances for loan losses and off-balance-sheet instruments	141.7	95.3
5. Premises and equipment	(68.9)	9.2
6. Real estate sales and leasebacks	95.2	(20.0)
7. Land revaluation	194.4	(20.1)
8. Business combinations	(40.7)	0.2
9. Non-interest-earning deposits made under government-led restructuring program	71.6	(10.0)
10. Pension liabilities	190.5	(76.7)
11. Consolidation of variable interest entities	(1.2)	(10.9)
12. Deferred taxes	(1,154.5)	(104.1)
13. Other	42.1	19.8
Japanese GAAP	<u>¥ 4,911.3</u>	<u>¥ 621.0</u>

The following is a summary of the significant adjustments made to consolidated shareholders' equity and net income, as shown in the above table, to reconcile the U.S. GAAP results with Japanese GAAP. The paragraphs below refer to the corresponding items set forth in the table above.

1. Derivative financial instruments and hedging activities

Under U.S. GAAP, for a derivative to qualify for hedge accounting, it must be highly effective at achieving offsetting changes in fair values or variable cash flows from the hedged items attributable to the particular risk being hedged. The hedging relationship must be designated and formally documented at inception. Such documentation must include the particular risk management objective and strategy for the hedge, the identification of the derivative used as the hedging instrument, the hedged item and the risk exposure being hedged and the method for assessing the hedge effectiveness. The criteria for designation and measurement of hedge effectiveness under U.S. GAAP are more rigorous than under Japanese GAAP. As a result, most of the eligible hedge derivatives under Japanese GAAP are accounted for as trading account assets or liabilities under U.S. GAAP with changes in fair value of the derivatives recognized in earnings.

Requirements for bifurcation of embedded derivatives differ between Japanese GAAP and U.S. GAAP. Embedded derivatives that are deemed to be clearly and closely related to their host contract are not bifurcated under U.S. GAAP, while Japanese GAAP allows an entity to bifurcate embedded derivatives if the entity manages the risk of the embedded derivatives and host contracts separately. Bifurcated derivatives are recorded on the balance sheet at fair value with changes in fair value recognized in earnings under both Japanese GAAP and U.S. GAAP.

2. Investments

The cost basis of certain investments differs between Japanese GAAP and U.S. GAAP primarily due to the following reasons:

Certain sales and subsequent repurchases of available-for-sale securities under Japanese GAAP do not meet the sale accounting criteria under U.S. GAAP. These sales and subsequent repurchases resulted in realized gains or losses being recognized in earnings under Japanese GAAP. Under U.S. GAAP, these gains or losses are recognized as unrealized gains or losses within accumulated other comprehensive income, net of tax.

Under U.S. GAAP, declines in the fair value of available-for-sale securities below cost that are deemed to be “other-than-temporary” are recorded in earnings. Both quantitative and qualitative factors are considered to determine whether the impairment is “other-than-temporary,” including the duration and extent of the decline, near-term prospects of the issuer, as well as our ability and intent to hold the investments until an anticipated market price recovery or maturity. Under Japanese GAAP, significant declines in the fair value of securities below cost that are deemed to be “other-than-temporary” are recorded in earnings unless short term recovery is reasonably expected. A decline in fair value of a security of more than 50% of its cost is a strong indicator of an other-than-temporary decline, which requires compelling evidence to prove otherwise. A decline in fair value of more than 30% but less than 50% of its cost is an indicator of an other-than-temporary decline in which case the probability of recovery must be evaluated to determine whether an other-than-temporary decline has occurred. Generally, if the decline in fair value is less than 30%, it is not considered to be an other-than-temporary decline.

Changes in the fair value of investments in available-for-sale securities denominated in foreign currencies arising from movements in foreign currency exchange rates are recognized as gains or losses in earnings under Japanese GAAP. Under U.S. GAAP, these fair value movements are included in the total change in the fair value of the available-for-sale securities, which is recognized in other comprehensive income.

3. Loans

Under U.S. GAAP, loan origination fees, net of certain direct origination costs, are deferred and recognized in interest income over the contractual life of the relevant loan using the interest method, while under Japanese GAAP, fees and costs are recognized in earnings at the time the loan is originated.

In addition, certain loan participations and sales of loans to special purpose vehicles in connection with asset securitization transactions under Japanese GAAP do not meet sales criteria under U.S. GAAP due to different applicable criteria, and therefore the relevant loans are recognized on the balance sheet under U.S. GAAP.

4. Allowances for loan losses and off-balance-sheet instruments

Under both Japanese GAAP and U.S. GAAP, the allowance for loan losses for specifically identified impaired loans is based on the present value of expected future cash flows discounted at the loan’s initial effective interest rate or as a practical expedient, the loan’s observable market price or the fair value of the collateral if the loan is collateral dependent. For certain impaired loans which are aggregated for the purpose of measuring impairment, pools of smaller balance homogeneous loans and other non-homogenous loans that have not been identified as impaired, the allowance for loan losses is determined based on a formula allowance utilizing historical loss factors, as adjusted, considering recent trends.

The differences between Japanese GAAP and U.S. GAAP arise from the difference in application of the formula allowance and the scope of the loans that are subject to the individual and portfolio impairment analysis. In addition to these effects based on differences between Japanese GAAP and U.S. GAAP, provision for loan losses was significantly higher under U.S. GAAP in the fiscal year ended March 31, 2007 due to the difference in the timing of accounting closings between our consolidated financial statements under U.S. GAAP and those under Japanese GAAP. Specifically, our consolidated financial statements under U.S. GAAP took into account

additional impairments of loans to borrowers whose credit ratings under our internal rating system declined after the accounting closing of our consolidated financial statements under Japanese GAAP.

This reconciling item also includes the differences between U.S. GAAP and Japanese GAAP relating to the allowance for off-balance-sheet instruments. We generally use the same methodology to reserve for losses on these instruments as we do for loans.

5. Premises and equipment

Under U.S. GAAP, the fair value of a non-monetary asset acquired in exchange for another non-monetary asset is generally deemed to be the new cost of the asset acquired in the exchange, and a gain or loss is recognized on the exchange. Under Japanese GAAP, the cost of the asset surrendered is assigned to the newly acquired asset in certain types of exchange transactions, resulting in no gains or losses. In addition, the difference in carrying value of assets acquired in a non-monetary exchange results in a difference in the depreciation schedule between U.S. GAAP and Japanese GAAP.

6. Real estate sales and leasebacks

Our principal banking subsidiaries entered into sale and leaseback transactions in prior years with respect to land and buildings used as their headquarters. Each sale of such real estate is accounted for as a sale under Japanese GAAP with profits on the sale recorded in earnings. Under U.S. GAAP, the profits are deferred and amortized within the respective lease periods as the subsidiaries continue to occupy the buildings under operating leases.

7. Land revaluation

Under Japanese GAAP, we revalued our holdings of land during the fiscal year ended March 31, 1998 pursuant to the Law Concerning Revaluation of Land (Law No. 34 of 1998). The revaluation gains are recorded directly in equity, and the related deferred tax liabilities are also recognized. Under U.S. GAAP, there is no applicable provision that allows for the revaluation of land other than for impairments, and accordingly the revaluation gains are reversed.

8. Business combinations

U.S. GAAP and Japanese GAAP differ with regard to accounting for business combinations, primarily in accounting for goodwill. Under U.S. GAAP, goodwill is not amortized and an impairment loss is recorded to the extent the carrying amount of the goodwill exceeds its estimated fair value at the measurement date. Under Japanese GAAP, goodwill is amortized over an appropriate period not to exceed 20 years and an impairment loss is recorded only if the effects of the goodwill are no longer expected.

9. Non-interest-bearing deposits made under government-led restructuring program

In connection with the government-led restructuring program for seven failed housing loan companies, we made non-interest bearing deposits of ¥359,017 million in the fiscal year ended March 31, 1997. Under Japanese GAAP, these deposits are recorded at cost. Under U.S. GAAP, these deposits are discounted to their present value at the time of deposit, and the discount is subsequently accreted to income over the expected period to maturity.

10. Pension liabilities

Under Japanese GAAP, we adopted as of April 1, 2000, pension accounting that is based on the actuarial present value of accrued benefit obligations. The cumulative effect of the accounting change has been amortized

and actuarial gains and losses are deferred and amortized. Under U.S. GAAP, we recalculated the benefit obligation at April 1, 2004 and accounted for the obligation as if we had adopted the accounting method in accordance with SFAS No.87, "Employers' Accounting for Pensions," beginning in the fiscal year ended March 31, 1990, as permitted for a foreign private issuer. The cumulative effect of the accounting change, as well as actuarial gains and losses since the adoption, had been fully amortized by April 1, 2004. See note 21 to our consolidated financial statements contained elsewhere in this annual report for further discussion.

Mizuho Financial Group and several of its major subsidiaries obtained an approval from the Minister of Health, Labor and Welfare in September 2003 that released them from making future contributions to the substitutional portion of the Employees' Pension Funds as defined under the Japanese Welfare Pension Insurance Law. Upon the transfer of plan assets to the government by us related to past employee services, the government is expected to assume responsibility of benefit obligations for the entire substitutional portion of the Employees' Pension Funds. Under Japanese GAAP, we recognized the extinguishment of the entire substitutional portion of the benefit obligation and related plan assets in September 2003, which resulted in a gain. Under U.S. GAAP, the separation process is accounted for as a single settlement transaction upon completion of the transfer to the government of the substitutional portion of the benefit obligation and related plan assets. The transfer was completed during the fiscal year ended March 31, 2007, at which time the gain was recognized, eliminating the difference with Japanese GAAP.

During the fiscal year ended March 31, 2007, Mizuho Financial Group and certain subsidiaries partially withdrew assets from employee retirement benefit trusts, which were established for the payment of employees' severance pay and retirement pensions. The trusts remain in an overfunded status as of March 31, 2007. Although no gains or losses have been recognized as a consequence of this transaction under U.S. GAAP, we recognized a gain under Japanese GAAP for this withdrawal.

11. Consolidation of variable interest entities

Under U.S. GAAP, variable interest entities are to be consolidated if we are deemed to be the primary beneficiary of the variable interest entity. Under Japanese GAAP, consolidation is not based on variable interests. We consolidate certain variable interest entities, such as entities related to asset backed commercial paper/loan programs, asset-backed securitizations, investments in securitization products and investment funds. See note 25 to our consolidated financial statements contained elsewhere in this annual report for further discussion.

12. Deferred taxes

Under U.S. GAAP, all available evidence, both positive and negative, must be considered to determine whether, based on the weight of that evidence, deferred tax assets are realizable or whether a valuation allowance is needed. In determining the realization of the tax benefits, possible sources of taxable income including prudent and feasible tax planning strategies are considered. Under Japanese GAAP, the assessment as to whether deferred tax assets are realizable is primarily based on estimates of future taxable income.

Additionally, differences in the carrying amount of assets and liabilities between U.S. GAAP and Japanese GAAP create temporary differences that result in differences in deferred tax assets and liabilities.

13. Other

This adjustment reflects the effects of miscellaneous items that are not individually material.

ITEM 6. DIRECTORS, SENIOR MANAGEMENT AND EMPLOYEES

6.A. Directors and Senior Management

Directors and Corporate Auditors

The following table provides information regarding our directors and corporate auditors as of June 30, 2007:

Name (date of birth)	Current positions and principal outside positions	Business experience		Expiration of current term as director or corporate auditor
Terunobu Maeda (Jan. 2, 1945)	President & CEO (Representative Director (since Jan. 2003))	Apr. 1968	Joined The Fuji Bank, Limited	June 2009
		June 1995	Director/General Manager of Credit Planning Division	
		Apr. 1996	Director/General Manager of Corporate Planning Division	
		May 1997	Managing Director	
		Jan. 1998	Managing Director/Head of Public and Financial Institutions Group	
		May 1999	Managing Director/Chief Financial Officer	
		May 2001	Deputy President/Chief Financial Officer (until Mar. 2002)	
		Jan. 2002	Director of Mizuho Holdings, Inc. (present Mizuho Financial Strategy Co., Ltd.)	
		Apr. 2002	President & CEO (until Apr. 2007)	
Jan. 2003	President & CEO of Mizuho Financial Group, Inc. (current)			
Masato Ono (Nov. 4, 1950)	Deputy President (Representative Director (since June 2007)) Head of Internal Audit Group Chief Auditor	Apr. 1974	Joined The Dai-Ichi Kangyo Bank, Limited	June 2009
		Apr. 2002	Executive Officer/General Manager of Corporate Banking Coordination Division of Mizuho Corporate Bank, Ltd.	
		Apr. 2004	Managing Executive Officer	
		Apr. 2005	Managing Executive Officer/Head of Financial Products Unit	
		Mar. 2006	Managing Executive Officer of Mizuho Bank, Ltd.	
		Apr. 2007	Deputy President-Executive Officer/Head of Internal Audit Group of Mizuho Financial Group, Inc.	
		June 2007	Deputy President/Head of Internal Audit Group (current)	

Name (date of birth)	Current positions and principal outside positions	Business experience		Expiration of current term as director or corporate auditor
Satoru Nishibori (Mar. 2, 1953)	Managing Director (since June 2004) Head of Financial Control and Accounting Group Chief Financial Officer	Apr. 1975	Joined The Fuji Bank, Limited	June 2008
		Apr. 2002	Executive Officer/General Manager of Financial Planning Division of Mizuho Corporate Bank, Ltd.	
		Dec. 2002	Executive Officer/Senior Corporate Officer of Financial Control and Accounting Group	
		Apr. 2004	Managing Executive Officer/Head of Financial Control and Accounting Group of Mizuho Financial Group, Inc.	
Hiroshi Motoyama (June 15, 1954)	Managing Director (since June 2007) Head of Strategic Planning Group and Head of IT, Systems & Operations Group Chief Strategy Officer and Chief Information Officer	Apr. 1977	Joined The Industrial Bank of Japan, Limited	June 2009
		Apr. 2002	Joint General Manager of Human Resources Division of Mizuho Bank, Ltd.	
		Dec. 2002	General Manager of Corporate Banking Division No. 9 of Mizuho Corporate Bank, Ltd.	
		Apr. 2004	Executive Officer/General Manager of IT & Systems Planning Division	
		Apr. 2007	Managing Executive Officer/Head of Strategic Planning Group and Head of IT, Systems & Operations Group of Mizuho Financial Group, Inc.	
		June 2007	Managing Director/Head of Strategic Planning Group and Head of IT, Systems & Operations Group (current)	
		Apr. 1966	Joined The Industrial Bank of Japan, Limited	
June 1994	Director/General Manager of Corporate Banking Department No. 6			
May 1995	Director/General Manager of Tokyo Branch			

Name (date of birth)	Current positions and principal outside positions	Business experience	Expiration of current term as director or corporate auditor
		Feb. 1997 Managing Director	
		June 1999 Managing Director/Head of Corporate Banking Unit	
		June 2000 Managing Director	
		Sep. 2000 Managing Executive Officer/Head of Corporate and Financial Institutions Banking Business Unit of Mizuho Holdings, Inc. (present Mizuho Financial Strategy Co., Ltd.)	
		Jan. 2002 Director and Managing Executive Officer/Head of Corporate and Financial Institutions Banking Business Unit	
		Apr. 2002 Director (until Apr. 2007)	
		Apr. 2002 President & CEO of Mizuho Corporate Bank, Ltd. (current)	
		Jan. 2003 Director of Mizuho Financial Group, Inc. (current)	
Seiji Sugiyama (Apr. 17, 1947)	Director (since June 2003) President & CEO of Mizuho Bank, Ltd.	July 1971 Joined The Nippon Kangyo Bank, Limited	June 2009
		June 1999 Director/General Manager of Human Resources Office of The Dai-Ichi Kangyo Bank, Limited	
		May 2000 Managing Director/General Manager of Corporate Banking Business Division I and Head of Customer & Consumer Banking Company	
		June 2000 Managing Executive Officer/ General Manager of Corporate Banking Business Division I and Head of Customer & Consumer Banking Company	
		July 2000 Managing Executive Officer/Head of Customer & Consumer Banking Company	
		June 2001 Managing Executive Officer/Head of Trust and Asset Management Business Unit of Mizuho Holdings, Inc.	
		Apr. 2002 Managing Executive Officer/Chief Compliance Officer of Mizuho Corporate Bank, Ltd.	

Name (date of birth)	Current positions and principal outside positions	Business experience		Expiration of current term as director or corporate auditor
		June 2002	Managing Executive Officer/Chief Strategy Officer	
		Mar. 2003	Deputy President-Executive Officer/Head of IT, Systems & Operations Group of Mizuho Financial Group, Inc.	
		June 2003	Deputy President/Head of IT, Systems & Operations Group	
		Mar. 2004	Director (current)	
		Mar. 2004	President & CEO of Mizuho Bank, Ltd. (current)	
		Mar. 2004	Director of Mizuho Holdings, Inc. (present Mizuho Financial Strategy Co., Ltd.) (until Apr. 2007)	
Akihiko Nomiya ⁽¹⁾ (June 15, 1934)	Director (since June 2007) Special Advisor of Nippon Mining Holdings, Inc.	Apr. 1957	Joined Nippon Mining Co., Ltd.	June 2009
		June 1984	Director	
		June 1989	Managing Director	
		Dec. 1992	Managing Director of Nikko Kyodo Co., Ltd.	
		Dec. 1993	Managing Director of Japan Energy Corporation	
		June 1994	Senior Managing Director	
		June 1996	President and CEO (Representative Director)	
		June 2000	Chairman, President and CEO (Representative Director)	
		Apr. 2002	Chairman and CEO (Representative Director)	
		Sep. 2002	President and CEO (Representative Director) of Nippon Mining Holdings, Inc.	
		June 2003	Chairman (Representative Director)	
		June 2006	Special Advisor (current)	
		June 2007	Director of Mizuho Financial Group, Inc. (current)	
Mitsuo Ohashi ⁽¹⁾ (Jan. 18, 1936)	Director (since June 2005) Director and Chairman of the Board of Directors of Showa Denko K.K.	Mar. 1959	Joined Mitsui Bank, Ltd.	June 2009
		Dec. 1961	Joined Showa Denko K.K.	
		May 1988	General Manager of Corporate Planning Division	
		Mar. 1989	Director/General Manager of Corporate Planning Division	

Name (date of birth)	Current positions and principal outside positions	Business experience	Expiration of current term as director or corporate auditor
		Mar. 1993 Managing Director	
		Mar. 1995 Senior Managing Director	
		Mar. 1997 President and Chief Executive Officer	
		Jan. 2005 Representative Director and Chairman of the Board of Directors	
		June 2005 Director of Mizuho Financial Group, Inc. (current)	
		Mar. 2007 Director and Chairman of the Board of Directors of Showa Denko K.K. (current)	
Kanemitsu Anraku ⁽¹⁾ (Apr. 21, 1941)	Director (since June 2007)	Apr. 1964 Joined Nissan Motor Co., Ltd.	June 2009
		June 1993 Director	
		June 1997 Managing Director	
		May 1999 Executive Vice President (Representative Director)	
		Apr. 2000 Vice Chairman (member of the board of directors)	
		June 2000 Vice Chairman	
		Apr. 2002 President (Representative Director) of Nissan Real Estate Development Corporation	
		June 2005 Counselor	
		July 2006 Counselor of Nissan Network Holdings Co., Ltd. (until June 2007)	
		June 2007 Director of Mizuho Financial Group, Inc. (current)	
Yoshiaki Sugita (Dec. 6, 1946)	Corporate Auditor (since June 2005)	Apr. 1970 Joined The Fuji Bank, Limited	June 2009
		June 1998 Director/General Manager of Systems Planning Division and General Manager of Technology Strategic Planning	
		Nov. 1998 Director/General Manager of Systems Planning Division	
		Apr. 2000 Director/General Manager of IT Planning Division	
		June 2000 Executive Officer/General Manager of IT Planning Division	
		Dec. 2000 Executive Officer/General Manager of IT & Systems Division	

Name (date of birth)	Current positions and principal outside positions	Business experience	Expiration of current term as director or corporate auditor
		Apr. 2002 Advisor of Mizuho Financial Group	
		June 2002 Executive Officer/Assistant to Head of IT, Systems & Operations Group of Mizuho Holdings, Inc.	
		Mar. 2003 Executive Officer/Assistant to Head of IT, Systems & Operations Group of Mizuho Financial Group, Inc.	
		Apr. 2005 Managing Executive Officer/Head of IT, Systems & Operations Group	
		June 2005 Corporate Auditor of Mizuho Corporate Bank, Ltd. (until Mar. 2006)	
		June 2005 Corporate Auditor of Mizuho Financial Group, Inc. (current)	
		June 2005 Corporate Auditor of Mizuho Holdings, Inc. (until Mar. 2006)	
Shigeru Yamamoto (July 5, 1951)	Corporate Auditor (since June 2007)	Apr. 1975 Joined The Industrial Bank of Japan, Limited	June 2011
		Apr. 2002 General Manager of Securities Division of Mizuho Corporate Bank, Ltd.	
		Dec. 2002 General Manager of Credit Risk Management Division	
		Mar. 2003 Executive Officer/General Manager of Credit Risk Management Division	
		Apr. 2004 Managing Executive Officer/Head of Corporate Restructuring Business Unit, Chief Credit Officer	
		Mar. 2006 Managing Executive Officer/Head of Global Portfolio Management Unit, Head of Financial Institutions & Public Sector Business Unit, Head of Corporate Restructuring Business Unit and General Manager of Public Sector Banking Division	

Name (date of birth)	Current positions and principal outside positions	Business experience	Expiration of current term as director or corporate auditor
		May 2006 Managing Executive Officer/Head of Global Portfolio Management Unit, Head of Financial Institutions & Public Sector Business Unit and Head of Corporate Restructuring Business Unit	
		Apr. 2007 Advisor	
		June 2007 Corporate Auditor of Mizuho Financial Group, Inc. (current)	
Yukio Nozaki ⁽²⁾ (Aug. 19, 1931)	Corporate Auditor (since Jan. 2003) Corporate Auditor of Mizuho Corporate Bank, Ltd. Corporate Auditor of Mizuho Bank, Ltd.	Apr. 1956 Assistant Judge of the Tokyo District Court	June 2011
		Mar. 1992 President of the Sendai High Court	
		Mar. 1993 President of the Nagoya High Court	
		Aug. 1996 Resigned as judge	
		Oct. 1996 Registered as attorney at law (Daiichi Tokyo Bar Association)	
		June 1997 Corporate Auditor of The Dai-Ichi Kangyo Bank, Limited (until Mar. 2002)	
		Sep. 2000 Corporate Auditor of Mizuho Holdings, Inc. (until Mar. 2003)	
		Apr. 2002 Corporate Auditor of Mizuho Corporate Bank, Ltd. (current)	
		Jan. 2003 Corporate Auditor of Mizuho Financial Group, Inc. (current)	
		Mar. 2006 Corporate Auditor of Mizuho Bank, Ltd. (current)	
Masahiro Seki ⁽²⁾ (Sep. 11, 1934)	Corporate Auditor (since June 2006)	Apr. 1959 Joined Deloitte Haskins & Sells, Tokyo Office	June 2010
		June 1987 General Representative	
		Feb. 1990 Senior Managing Director of International Affairs of Deloitte Touche Tohmatsu	
		June 1997 Senior Researcher of the Japanese Institute of Certified Public Accountants	
		Oct. 2000 Visiting Professor of Graduate School of International University of Japan	

Name (date of birth)	Current positions and principal outside positions	Business experience	Expiration of current term as director or corporate auditor
		Apr. 2001 Professor of Graduate School (until Mar. 2004)	
		June 2002 President of the non-profit organization, Japanese Institute of International Accounting Education (until June 2006)	
		Apr. 2004 Established Seki Certified Public Accountants	
		June 2006 Senior Advisor of the non-profit organization, Japanese Institute of International Accounting Education (current)	
		June 2006 Corporate Auditor of Mizuho Financial Group, Inc. (current)	
Masahiko Kadotani ⁽²⁾ (Feb. 14, 1936)	Corporate Auditor (since June 2004) Corporate Auditor of Mizuho Securities Co., Ltd.	Apr. 1958 Joined Ministry of Finance June 1988 Director-General of the Securities Bureau June 1990 Commissioner of the National Tax Agency June 1991 Vice Chairman of The General Insurance Association of Japan July 1994 Vice President of Japan Finance Corporation for Small and Medium Enterprise Dec. 1994 President Jan. 1999 Retired from President Feb. 1999 Advisor of Japan Small Business Research Institute Aug. 1999 Advisor of The Japan Research Institute, Ltd. Jan. 2000 Advisor of The Industrial Bank of Japan, Limited Apr. 2002 Advisor of Mizuho Corporate Bank, Ltd. June 2004 Corporate Auditor of Mizuho Securities Co., Ltd. (current) June 2004 Corporate Auditor of Mizuho Financial Group, Inc. (current)	June 2008

Notes:

- (1) Messrs Nomiya, Ohashi and Anraku satisfy the requirements for an “outside director” under the Company Law of Japan.

- (2) Messrs Nozaki, Seki and Kadotani satisfy the requirements for an “outside corporate auditor” under the Company Law of Japan.

Executive Officers

The following table provides information about our executive officers as of June 30, 2007, other than information regarding those that are also directors and listed above:

Name (date of birth)	Current positions and principal outside positions	Business experience	
Masayuki Saito (Dec. 2, 1953)	Managing Executive Officer (since Apr. 2005)	Apr. 1976	Joined The Dai-Ichi Kangyo Bank, Limited
	Head of Risk Management Group Head of Human Resources Group Head of Compliance Group	Apr. 2002	General Manager of Corporate Planning Division of Mizuho Bank, Ltd.
	Chief Risk Officer Chief Human Resources Officer Chief Compliance Officer	Mar. 2003	Executive Officer/General Manager of Corporate Planning Division
		Apr. 2005	Managing Executive Officer/Head of Risk Management Group, Head of Human Resources Group and Head of Compliance Group of Mizuho Financial Group, Inc. (current)
Tsuneo Morita (Apr. 29, 1954)	Executive Officer (since Mar. 2006) General Manager of Administration	Apr. 1978	Joined The Fuji Bank, Limited
		Apr. 2002	General Manager of Kichijoji Branch of Mizuho Bank, Ltd.
		Apr. 2003	Senior Manager of Administration of Mizuho Financial Group, Inc.
		July 2003	General Manager for Administration
		Aug. 2003	General Manager of Administration
Mar. 2006	Executive Officer/General Manager of Administration (current)		
Masanori Murakami (Dec. 25, 1955)	Executive Officer (since Apr. 2007) General Manager of Corporate Communications	Apr. 1978	Joined The Industrial Bank of Japan, Limited
		Apr. 2002	Deputy General Manager of Corporate Banking Coordination Division of Mizuho Corporate Bank, Ltd.
		Dec. 2002	Senior Manager of Syndicated Finance Administration Division
		Apr. 2003	General Manager of Syndicated Finance Administration Division
		Oct. 2004	General Manager of Syndicated Finance Division
Apr. 2007	Executive Officer/General Manager of Corporate Communications of Mizuho Financial Group, Inc. (current)		

Name (date of birth)	Current positions and principal outside positions	Business experience	
Hidemi Hiroi (Nov. 16, 1954)	Executive Officer (since Apr. 2007)	Apr. 1979	Joined The Industrial Bank of Japan, Limited
	General Manager of Group Strategic Planning	Apr. 2002	Senior Manager of Corporate Banking Coordination Division of Mizuho Corporate Bank, Ltd.
		Dec. 2002	Joint General Manager of Corporate Banking Coordination Division
		Apr. 2003	General Manager of Hiroshima Corporate Banking Division
		Apr. 2005	General Manager of Group Strategic Planning of Mizuho Financial Group, Inc.
		Apr. 2007	Executive Officer/ General Manager of Group Strategic Planning

An Executive Officer may serve any number of consecutive terms. The term of office of the Executive Officers currently in office will expire at the close of the first meeting of our board of directors after the ordinary general meeting of shareholders.

No family relationship exists among any of our directors, executive officers or corporate auditors.

6.B. Compensation

In accordance with the Company Law, compensation for our directors and corporate auditors, including bonuses, retirement allowances and incentive stock options, must be approved at our general meeting of shareholders, unless otherwise specified in our articles of incorporation in the future. The shareholders' approval may specify the upper limit of the aggregate amount of compensation or calculation methods, but if compensation includes benefits in kind, the shareholders' approval must include the description of such benefits. Compensation for a director or corporate auditor is fixed by our board of directors or by consultation among our corporate auditors in accordance with our internal regulations and practice and, in the case of retirement allowances, generally reflects the position of the director or corporate auditor at the time of retirement, the length of his service as a director or corporate auditor and his contribution to our performance.

The aggregate compensation, including bonuses but excluding retirement allowances, paid by Mizuho Financial Group and subsidiaries to our directors and to our corporate auditors during the fiscal year ended March 31, 2007 was ¥370 million and ¥78 million, respectively.

The amount of reserves set aside by Mizuho Financial Group and subsidiaries for the payment of retirement allowances for directors and corporate auditors for the fiscal year ended March 31, 2007 was ¥258 million and ¥39 million, respectively.

We have not implemented any incentive stock option plan.

6.C. Board Practices

Pursuant to our articles of incorporation, we maintain a corporate governance system consisting of general meetings of shareholders, individual directors, board of directors, individual corporate auditors, board of corporate auditors and an accounting auditor as its primary components.

Our board of directors has the ultimate responsibility for the administration of our affairs. Our articles of incorporation provide for a board of directors consisting of not more than 15 members, in order to facilitate efficient and responsive decision making, and provide for not more than six corporate auditors. All directors and corporate auditors are appointed by our shareholders at general meetings. The normal term of office is two years for directors and four years for corporate auditors after their respective appointment, but directors and corporate auditors may serve any number of consecutive terms. Our board of directors designates, from among its members, representative directors and appoints a president. Our board of directors may also appoint a chairman, a deputy chairman, deputy presidents, senior managing directors and managing directors. Each representative director has the authority to represent us in the conduct of our affairs.

While one of our corporate auditors is a certified public accountant, our corporate auditors are not required to be certified public accountants. None of the corporate auditors may at the same time be directors, accounting participants, executive officers, or managers or employees of the company or any of its subsidiaries and at least one-half of them must be persons who have not been directors, accounting participants, executive officers or any other employees of us or any of our subsidiaries at any time prior to their appointment as corporate auditors. Each corporate auditor has a statutory duty to audit the directors' performance of their duties and to audit the accounting records and the business reports submitted by the directors to general meetings of shareholders. Corporate auditors shall attend each meeting of the board of directors and, when necessary, state their opinion at the meeting, but are not entitled to vote.

The board of corporate auditors is composed of all corporate auditors. The board of corporate auditors has a statutory duty to prepare and submit an audit report to the directors each year. If any corporate auditor has an opinion that is different from the opinion of the board of corporate auditors, such opinion shall also be described in the audit report. The board of corporate auditors shall determine policies regarding audits, the method of investigation by the corporate auditors into the status of corporate affairs and financial position and other matters relating to the performance of the corporate auditors' duties, provided, however, that a resolution of the board of corporate auditors may not prevent any corporate auditor from exercising his or her own power.

None of our directors or corporate auditors has service contracts with us providing for benefits upon termination of service.

We amended our articles of incorporation to include, in accordance with the Company Law, provisions that allow us to enter into an agreement with outside directors and outside corporate auditors that limits their liabilities incurred in connection with their service. The limitation of the liabilities under such agreement must be the higher of either (i) a pre-determined amount not less than ¥20 million or (ii) the amount prescribed in laws and regulations, which is currently equivalent to two times the annual compensation to such outside director or outside corporate auditor. Pursuant to the provisions, we have entered into such agreements with three outside directors and three outside corporate auditors.

To ensure transparency and objectivity in personnel matters relating to directors, we have established a nominating committee and a compensation committee. Each committee is comprised of six directors, of whom three are outside directors.

For additional information on our directors and corporate auditors and our board practices, see "Item 6.A. Directors and Senior Management—Directors and Corporate Auditors" and "Item 10.B. Additional Information—Memorandum and Articles of Association" in this annual report.

The rights of holders of American Depositary Receipts, or ADRs, which evidence ADSs, including such ADR holders' rights relating to corporate governance practices, are governed by the deposit agreement, which is included as Exhibit 2.3 to this annual report.

Corporate Governance Practices

Companies listed on the New York Stock Exchange, or NYSE, must comply with certain standards regarding corporate governance under Section 303A of the NYSE Listed Company Manual. However, NYSE-listed companies that are foreign private issuers meeting certain criteria, such as us, are permitted to follow home country practices in lieu of certain provisions of Section 303A, and we are relying on this exemption.

The following table shows the significant differences between the corporate governance practices followed by NYSE-listed U.S. companies under Section 303A of the NYSE Listed Company Manual and those followed by us. The information set forth below is current as of June 30, 2007.

Corporate governance practices followed by NYSE-listed U.S. companies	Corporate governance practices followed by us
<p>A NYSE-listed U.S. company must have a majority of directors meeting the independence requirements under Section 303A of the NYSE Listed Company Manual.</p>	<p>Under the Company Law, which became effective on May 1, 2006, a “large company” which is a public company must have a corporate governance system based on either a board of corporate auditors or committees. Under the Company Law, a “large company” means a company with stated capital of ¥500 million or more or with a total amount of ¥20 billion or more stated in the liability section of their latest balance sheets in Japan, and a “public company” means a company for which any class of its shares can be transferred under its articles of incorporation without approval of the board of directors. The vast majority of large Japanese companies, including us, employ the corporate auditor system.</p> <p>While the Company Law requires companies with a board of directors to have a minimum of three directors, it does not require companies that employ the corporate auditor system, such as us, to have outside directors. The Company Law defines “outside director” as a non-managing director (i) who was not a managing director, executive officer, manager or any other employee of the company or any of its subsidiaries at any time in the past and (ii) who is not currently a managing director, executive officer, manager or any other employee of the company or any of its subsidiaries. Currently, we have nine directors, three of whom satisfy the requirements for an “outside director” under the Company Law. The normal term of office for each director is two years.</p>
<p>The non-management directors of a NYSE-listed U.S. company must meet at regularly scheduled executive sessions without management.</p>	<p>Japanese law does not require us to hold regular meetings without management. As a company that employs the corporate auditor system, each of our corporate auditors and our board of directors monitors management, and such monitoring by our corporate auditors and board of directors functions as our management-oversight system.</p>

**Corporate governance practices followed
by NYSE-listed U.S. companies**

A NYSE-listed U.S. company must have an audit committee with responsibilities described under Section 303A of the NYSE Listed Company Manual, including those imposed by Rule 10A-3 of the U.S. Securities Exchange Act of 1934, as amended. The audit committee must be composed entirely of independent directors and have at least three members.

Corporate governance practices followed by us

Our board of corporate auditors is a legally separate and independent body from our board of directors. The basic function of the board of corporate auditors is similar to that of independent directors, including those who are members of the audit committee, of a NYSE-listed U.S. company: to monitor the performance of the directors and review and express opinions on the method of auditing by our independent public accounting firm and on such accounting firm's audit reports for the protection of the company's shareholders.

Under the Company Law, the board of corporate auditors may determine the auditing policies, method of investigating the conditions of the business and the assets of a company, and may resolve other matters concerning the execution of the corporate auditor's duties, prepare a report of the board of corporate auditors and give consent to proposals of the nomination of corporate auditors and accounting auditors.

Under the Company Law, companies which employ a board of corporate auditors, including us, are required to have at least one half of their corporate auditors be outside corporate auditors who must meet independence requirements under the Company Law. The Company Law defines "outside corporate auditor" as a corporate auditor who was not a director, accounting participant, executive officer, manager or any other employee of the company or any of its subsidiaries at any time in the past. Currently, we have five corporate auditors, three of whom satisfy the requirements for an "outside corporate auditor" under the Company Law. The normal term of office for each of our corporate auditors is four years. Under the Company Law, none of the corporate auditors may at the same time be directors, managers or employees of the company or any of its subsidiaries, or accounting participants or executive officers of such subsidiaries.

While the Company Law does not require corporate auditors to have expertise in accounting or other special knowledge and experience, one of our corporate auditors is a certified public accountant.

The Company Law provides that a large company must appoint an accounting auditor at a general meeting of shareholders. However, the Company Law also provides that, in order to submit a proposal

concerning an appointment of an accounting auditor to a general meeting of shareholders, the board of directors must obtain the consent of the board of corporate auditors and that the board of corporate auditors may, by resolution, demand that the board of directors include the appointment of an accounting auditor in the agenda of a general meeting of shareholders or demand that the directors submit a proposal concerning the appointment of a certain accounting auditor that is recommended by the board of corporate auditors. The Company Law provides that the board of corporate auditors may, by unanimous resolution, dismiss an accounting auditor for causes enumerated in the Company Law such as breach of his or her duties. The Company Law also provides that in order to submit a proposal concerning a dismissal of an accounting auditor to a general meeting of shareholders, the directors must obtain the consent of the board of corporate auditors and that the board of corporate auditors may, by resolution, demand that the directors include the dismissal of a certain accounting auditor in the agenda of a general meeting of shareholders. The board of corporate auditors may audit in its own right if it believes that the manner or result of an audit by the accounting auditors is not reasonable. To this end, a corporate auditor may, if necessary for the performance of his or her duties, request the accounting auditors to provide a report on their duties. Further, it is also provided that the accounting auditors must submit an audit report directly to the board of corporate auditors and the corporate auditors may demand the accounting auditors to provide an explanation with respect to their audit report. As such, in accordance with the Company Law, our board of corporate auditors is responsible, to the extent permitted by law, for the appointment, retention and supervision of the work of a registered public accounting firm engaged for the purpose of preparing or issuing an audit report or performing other audit, review or attestation services for us.

Under Japanese law, neither the corporate auditors nor the board of corporate auditors has the statutory power to establish procedures for the receipt, retention, and treatment of complaints and the confidential, anonymous submission of concerns by employees. Thus, our board of directors has established such procedures. Under our regulations of the board of corporate auditors, our board of corporate auditors is required to confirm that such

Corporate governance practices followed
by NYSE-listed U.S. companies

A NYSE-listed U.S. company must have a nominating/ corporate governance committee with responsibilities described under Section 303A of the NYSE Listed Company Manual. The nominating/ corporate governance committee must be composed entirely of independent directors.

Corporate governance practices followed by us

procedures are appropriately established. Such procedures include the receipt and treatment of complaints and the confidential, anonymous submission of concerns by employees regarding the status of our internal control system on accounting and financial reporting and audits by an outside accounting auditor and our internal audit division. Corporate auditors are also able to investigate the status of our internal control system, including such procedures, at any time and state his or her opinion at a meeting of the board of directors if he or she considers it necessary.

Each of our corporate auditors has the authority under the Company Law to engage independent counsel and other advisers if such engagement is necessary to carry out his or her duties. Each corporate auditor may require us to pay any and all expenses necessary for carrying out his or her duties, including compensation of any advisers employed by him or her and ordinary administrative expenses. Similarly, each of our corporate auditors and our board of corporate auditors has the authority under our regulations of the board of corporate auditors to engage independent advisers, including accountants and legal counsel, as necessary.

We rely on an exemption from the audit committee requirements imposed by Rule 10A-3 of the U.S. Securities Exchange Act of 1934, as amended, which is available to foreign private issuers with a board of auditors (or similar body) meeting specified criteria.

Our directors and corporate auditors must be appointed at a general meeting of shareholders in accordance with the Company Law. A proposal to a general meeting of shareholders by the board of directors to appoint a corporate auditor must be approved by a resolution of the board of corporate auditors. The board of corporate auditors is empowered to adopt a resolution requesting that the board of directors submit a proposal for appointment of a corporate auditor to the general meeting of shareholders. Corporate auditors have the right to state their opinion concerning appointment, dismissal and resignation of a corporate auditor at the general meeting of shareholders.

Although we, as a company with corporate auditors, are not required to establish a nominating committee under the Company Law, we have voluntarily established a nominating committee consisting of six directors, three of whom are outside directors.

**Corporate governance practices followed
by NYSE-listed U.S. companies**

A NYSE-listed U.S. company must have a compensation committee with responsibilities described under Section 303A of the NYSE Listed Company Manual. The compensation committee must be composed entirely of independent directors.

A NYSE-listed U.S. company must adopt a code of business conduct and ethics and must post the code on its website.

A NYSE-listed U.S. company must adopt corporate governance guidelines and must post the guidelines on its website.

A NYSE-listed U.S. company must generally obtain shareholder approval with respect to any equity compensation plan.

Corporate governance practices followed by us

Japanese law does not require us, a company with corporate auditors, to establish a compensation committee. We have, however, voluntarily established a compensation committee consisting of six directors, three of whom are outside directors.

The Company Law requires that the total amount of remuneration to be paid to all directors and the total amount of remuneration to be paid to all corporate auditors be determined by a resolution of a general meeting of shareholders, unless their remuneration is provided for in the articles of incorporation. Based on the above resolution, the distribution of remuneration among directors is broadly delegated to our board of directors and the distribution of remuneration among corporate auditors is determined by consultation among our corporate auditors.

Under Japanese law, including the Company Law and the Securities and Exchange Law of Japan, and the rules of stock exchanges in Japan on which we are listed, we are not required to adopt a code of business conduct and ethics for directors, officers and employees. We maintain the “Mizuho Code of Conduct” as our standard for corporate conduct, covering all of our directors, officers and employees.

Under the Company Law, a large company with a board of directors, including us, is required to establish an internal control system and disclose the existence and present conditions of such internal control system in its business report. In addition, a listed company should disclose its internal control system in its annual securities report and certain other disclosure documents in accordance with the Securities and Exchange Law of Japan and regulations thereunder, and applicable Japanese stock exchange rules in respect of timely disclosure. English translations of disclosure documents under stock exchange rules are posted on our website.

Under the Company Law, if we desire to adopt an equity compensation plan under which stock acquisition rights are granted with specially favorable conditions, except where such rights are granted to all of our shareholders on a *pro rata* basis, then such a plan must be approved by a special resolution adopted at a general meeting of shareholders, where the quorum is, under our articles of incorporation, one-third of the total number of voting rights of the shareholders entitled to vote and the approval of at least two-thirds of the voting rights of shareholders present at the meeting is required.

**Corporate governance practices followed
by NYSE-listed U.S. companies**

A NYSE-listed U.S. company must have an internal audit function, which must be the sole responsibility of the audit committee and may not be allocated to a different committee.

Corporate governance practices followed by us

Our internal audit function is maintained by our internal audit committee. Our internal audit committee determines all important matters concerning internal audits. The committee is chaired by our president and chief executive officer and is independent of our other business operations. The committee reports to our board of directors. See “Item 11. Quantitative and Qualitative Disclosure about Market Risk—Internal Audit—Internal Audit Management Structure.”

6.D. Employees

As of March 31, 2005, 2006 and 2007, we had 45,180, 45,758 and 47,449 employees, respectively, on a consolidated basis, including overseas local staff but excluding advisers and temporary employees. We also had an average of approximately 20,064 temporary employees during the fiscal year ended March 31, 2007.

The following tables show our full-time employees as of March 31, 2007 and average number of temporary employees for the fiscal year ended March 31, 2007, each broken down based on business segment and geographical location:

Business segment	Number of full-time employees	Average number of temporary employees
Global Corporate Group	11,253	1,226
Global Retail Group	26,640	17,892
Global Asset & Wealth Management Group	4,960	538
Others	4,596	408
Total	47,449	20,064

Location	Percentage of full-time employees	Average percentage of temporary employees
Japan	96.6%	99.8%
Americas	1.1	0.1
Europe	1.5	0.1
Asia/Oceania (excluding Japan) and others	0.8	0.0
Total	100.0%	100.0%

Most of our full-time non-management employees in Japan are members of a labor union. Outside Japan, some of our employees are members of local unions. We consider our labor relations with employees to be good.

6.E. Share Ownership

The following table shows the number of shares of our common stock owned by our directors and corporate auditors as of June 30, 2007:

<u>Directors</u>	<u>Number of shares owned</u>
Terunobu Maeda	103
Masato Ono	18
Satoru Nishibori	18
Hiroshi Motoyama	2
Hiroshi Saito	25
Seiji Sugiyama	24
Akihiko Nomiyama	—
Mitsuo Ohashi	—
Kanemitsu Anraku	5
<u>Corporate Auditors</u>	<u>Number of shares owned</u>
Yoshiaki Sugita	28
Shigeru Yamamoto	16
Yukio Nozaki	56
Masahiro Seki	1
Masahiko Kadotani	2

None of our directors or corporate auditors is the owner of more than one percent of our common stock, and no director or corporate auditor has voting rights with respect to our common stock that are different from any other holder of our common stock.

We have two employee stock ownership plans under which participating employees of the companies listed below are able to purchase our shares with funds deducted from such employee's salary and bonus payments. The plan administrator makes open-market purchases of our shares for the account of the plan on a monthly basis. The companies contribute matching funds equivalent to 5% of the amounts contributed. The following table shows the numbers of shares that these plans held as of March 31, 2007:

<u>Plan</u>	<u>As of March 31, 2007</u>	
	<u>Employer companies</u>	<u>Number of shares owned</u>
Mizuho Employee Stock Ownership Plan	Mizuho Financial Group Mizuho Bank Mizuho Corporate Bank UC Card Dai Ichi Kangyo Asset Management Fuji Investment Management Mizuho Research Institute Mizuho Information & Research Institute	45,901
Mizuho Group Employee Stock Ownership Plan . . .	Mizuho Securities Mizuho Capital	303
Total		46,204

ITEM 7. MAJOR SHAREHOLDERS AND RELATED PARTY TRANSACTIONS

7.A. Major Shareholders

Common Stock

The following table sets forth information about the ten largest holders of shares of our common stock appearing on the register of shareholders as of March 31, 2007:

Name	As of March 31, 2007	
	Number of shares owned	Percentage of issued shares ⁽¹⁾
Japan Trustee Services Bank, Ltd. (trustee account)	618,108	5.21%
The Master Trust Bank of Japan, Ltd. (trustee account)	571,497	4.81
Japan Trustee Services Bank, Ltd. (trustee account 4)	299,199	2.52
The Dai-ichi Mutual Life Insurance Company	279,158	2.35
Mizuho Financial Strategy ⁽²⁾	261,041	2.20
The Chase Manhattan Bank, N.A. London	245,820	2.07
Trust & Custody Services Bank, Ltd. (Meiji Yasuda Life Insurance Company Retirement Benefit Trust Account re-entrusted by Mizuho Trust & Banking)	137,000	1.15
Nippon Life Insurance Company	132,631	1.12
State Street Bank And Trust Company	128,499	1.08
State Street Bank And Trust Company 505103	120,330	1.01
Total	<u>2,793,283</u>	<u>23.53%</u>

Notes:

- (1) Percentage of number of shares owned within the total number of issued shares (including treasury stock).
- (2) Mizuho Financial Strategy is a wholly-owned subsidiary of ours, and the shares held by it are treated as treasury stock. On May 28, 2007, we repurchased and cancelled 261,041 of such shares.
- (3) Share ownership figures in the above table are rounded to the nearest full share.

Mizuho Financial Strategy, a wholly-owned subsidiary of ours, sold 700,000 shares of our common stock formerly held by it in a global offering in November 2005 and an additional 63,000 shares in Japan through over-allotments in December 2005. In addition, on July 7, 2006 and May 28, 2007, we repurchased and cancelled 131,800 and 261,041 shares, respectively, of our common stock held by Mizuho Financial Strategy. Mizuho Holdings originally received its shares of our common stock in connection with the corporate split transactions conducted to form the Mizuho Financial Group as the holding company for the Mizuho group in March 12, 2003. Under the Company Law, Mizuho Financial Strategy may not exercise voting rights with respect to these shares.

Except for the prohibition on the exercise of voting rights applicable to Mizuho Financial Strategy described above, our major shareholders of common stock have the same voting rights as other holders of common stock.

As of March 31, 2007, there were 179 record holders of our common stock with addresses in the United States, whose shareholdings represented approximately 10% of our outstanding common stock on that date. Because some of these shares were held by brokers or other nominees, the number of record holders with addresses in the United States might not fully reflect the number of beneficial owners in the United States.

Preferred Stock

Classes of preferred stock with shares outstanding as of March 31, 2007 consisted of eleventh series class XI and thirteenth series class XIII preferred stock, all of which are non-voting. The following table sets forth information regarding the combined ownership of shares of eleventh series class XI preferred stock and thirteenth series class XIII preferred stock by our fifteen largest shareholders of preferred stock as of March 31, 2007, as appearing on the register of preferred shareholders:

<u>Name</u>	<u>As of March 31, 2007</u>	
	<u>Number of shares owned</u>	<u>Percentage of issued shares</u>
The Dai-ichi Mutual Life Insurance Company	27,000	2.75%
Meiji Yasuda Life Insurance Company	25,000	2.55
Sompo Japan Insurance Inc.	19,000	1.94
UBS AG London A/C Ipb Non Seg Account	15,770	1.61
Fukoku Mutual Life Insurance Company	15,000	1.53
Marubeni Corporation	14,500	1.48
ITOCHU Corporation	10,000	1.02
The Kansai Electric Power Company, Incorporated	10,000	1.02
Shiseido Company, Limited	10,000	1.02
Shimizu Corporation	10,000	1.02
Seiko Epson Corporation	10,000	1.02
Taisei Corporation	10,000	1.02
Electric Power Development Co., Ltd.	10,000	1.02
The Tokyo Electric Power Company, Incorporated	10,000	1.02
Nippon Express Co., Ltd.	10,000	1.02
Total	<u>206,270</u>	<u>21.04%</u>

As of March 31, 2007, there was one record holder of our preferred stock with an address in the United States.

The following table shows the shares of preferred stock that we issued to, and repurchased from, the Resolution and Collection Corporation:

<u>Class of preferred shares</u>	<u>Date of repurchase</u>	<u>Number of shares repurchased</u>	<u>Original issue price</u>	<u>Repurchase price</u>
			<u>(in billions of yen)</u>	
First series class I preferred stock	August 31, 2004	33,000	¥ 99.0	¥ 59.5
Second series class II preferred stock	March 7, 2005	38,600	77.2	60.5
	August 29, 2005	61,400	122.8	115.3
Third series class III preferred stock	August 29, 2005	100,000	200.0	187.6
Fourth series class IV preferred stock	July 4, 2006	150,000	300.0	301.9
Sixth series class VI preferred stock	July 4, 2006	150,000	300.0	301.6
Seventh series class VII preferred stock	October 12, 2005	125,000	250.0	250.7
Eighth series class VIII preferred stock	March 7, 2005	65,700	131.4	148.8
	August 29, 2005	59,300	118.6	156.4
Ninth series class IX preferred stock	August 31, 2004	107,000	133.8	180.5
	March 7, 2005	33,000	41.3	50.7
Tenth series class X preferred stock	August 29, 2005	140,000	175.0	233.7

To our knowledge, we are not directly or indirectly owned or controlled by any another corporation(s), by any foreign government or by any other natural or legal person(s) severally or jointly. We know of no arrangements the operation of which may at a later time result in a change of control.

7.B. Related Party Transactions

We and our subsidiary banks had, and expect to have in the future, banking transactions and other transactions in the ordinary course of business with our related parties. Although for the fiscal year ended March 31, 2007, such transactions included, but were not limited to, call money, loans, deposits, guarantees and foreign exchange transactions, those transactions were immaterial and were made at prevailing market rates, terms and conditions and do not involve more than the normal risk of collectibility or present other unfavorable features.

During the fiscal year ended March 31, 2007, none of our directors or executive officers or corporate auditors, and none of the close members of their respective families, had any transactions that are material or any transactions that are unusual in their nature or conditions, involving goods, services or tangible or intangible assets, to which we were, are or will be a party, and there were no such transactions proposed as of March 31, 2007.

During the fiscal year ended March 31, 2007, no loans were made to our directors or executive officers or corporate auditors other than in the normal course of business, on normal commercial terms and conditions.

7.C. Interests of Experts and Counsel

Not applicable.

ITEM 8. FINANCIAL INFORMATION

8.A. Consolidated Statements and Other Financial Information

Financial Statements

Our consolidated financial statements are set forth in this annual report under “Item 18. Financial Statements.”

Legal Proceedings

We are involved in normal collection proceedings initiated by us and other legal proceedings in the ordinary course of our business.

An Indonesian subsidiary of ours acts as collateral agent for the trustee of bond issuances made by subsidiaries of Asia Pulp & Paper Company Ltd. (“APP”). In that role, the subsidiary is involved in disputes between the bondholders and such APP subsidiaries in their capacities as the issuers, guarantors and/or pledgors of security for the bonds relating to foreclosure proceedings on the collateral and has been named as a defendant in lawsuits brought by the obligors under the bonds in Indonesia. Our consolidated financial statements do not include a reserve in relation to these disputes because we do not believe the resolution of this matter will have a significant impact on our consolidated financial condition or results of operations, although there can be no assurance as to the foregoing.

Dividend Policy

We have continued to accumulate net income steadily and completed the repayment of all public funds in the fiscal year ended March 31, 2007. We will place our management emphasis on return on equity from the perspective of effective utilization of our capital and consider returning profits to our shareholders while maintaining and strengthening our capital base.

Based on this policy, in view of our consolidated financial results, the level of retained earnings and other factors, we increased the year-end cash dividend per share of common stock for the fiscal year ended March 31, 2007 by ¥3,000 from the previous fiscal year to ¥7,000. We also made dividend payments on preferred stock as prescribed.

Although our Articles of Incorporation provide for our ability to pay an interim dividend to shareholders of record as of September 30 in each year pursuant to Article 454 Paragraph 5 of the Company Law based upon our consolidated financial results for the relevant fiscal year and other factors, we have been paying only the annual dividend.

The payment of any annual dividends is subject to the authorization by a general meeting of shareholders, while the payment of any interim dividends may be made by resolution of our board of directors.

8.B. Significant Changes

Except as disclosed in note 33 to our consolidated financial statements, no significant change in our financial position has occurred since the date of the financial statements included in this annual report.

ITEM 9. THE OFFER AND LISTING

9.A. Listing Details

Market Price Information for Our American Depositary Shares

Our ADSs are listed on the New York Stock Exchange.

The following table sets forth, for the periods indicated, the high and low trading prices and average daily trading volume on the New York Stock Exchange for our ADSs since their listing on November 8, 2006:

<u>Fiscal years ended/ending March 31,</u>	<u>Price per ADS</u>		<u>Average daily trading volume</u> (shares)
	<u>High</u>	<u>Low</u>	
2007 (from November 8, 2006)	\$15.35	\$12.74	46,049
2007:			
Third quarter (from November 8, 2006)	15.35	13.71	35,089
Fourth quarter	15.13	12.74	52,517
2008:			
First quarter	14.95	11.99	48,337
Most recent six months:			
February	14.73	13.71	41,211
March	14.00	12.74	89,395
April	13.28	12.00	36,920
May	14.35	11.99	61,418
June	14.95	13.70	45,505
July	14.44	13.72	50,043
August (through August 9)	13.17	11.56	169,729

Market Prices Information for Our Shares

See “Item 9.C. The Offer and Listing—Markets” for information on the stock exchanges on which our common stock is listed.

The following table sets forth, for the periods indicated, the high and low trading prices and average daily trading volume on the First Section of the Tokyo Stock Exchange for our common stock since March 12, 2003 and for the common stock of Mizuho Holdings until March 5, 2003:

<u>Fiscal years ended/ending March 31,</u>	<u>Price per share</u>		<u>Average daily trading volume</u> (shares)
	<u>High</u>	<u>Low</u>	
2003	¥ 338,000	¥ 90,300	61,608
2004	455,000	58,300	180,447
2005	560,000	391,000	90,873
2006	969,000	469,000	93,074
2007	1,030,000	733,000	78,245
2006:			
First quarter	525,000	469,000	45,867
Second quarter	747,000	483,000	99,881
Third quarter	966,000	660,000	142,578
Fourth quarter	969,000	812,000	83,746
2007:			
First quarter	1,030,000	827,000	93,471
Second quarter	1,010,000	861,000	63,819
Third quarter	958,000	791,000	71,806
Fourth quarter	917,000	733,000	84,415
2008:			
First quarter	911,000	707,000	83,015
Most recent six months:			
February	897,000	813,000	89,867
March	837,000	733,000	83,916
April	788,000	707,000	67,016
May	872,000	716,000	103,937
June	911,000	842,000	77,329
July	876,000	833,000	51,550
August (through August 10)	799,000	678,000	220,693

9.B. Plan of Distribution

Not applicable.

9.C. Markets

The principal trading market for our shares of common stock is the First Section of the Tokyo Stock Exchange. Our shares have been listed on the First Section of the Tokyo Stock Exchange and the First Section of the Osaka Securities Exchange, under the code “8411,” since our establishment as the holding company of the Mizuho group on March 12, 2003, as the successor to Mizuho Holdings.

Our ADSs, each representing one five-hundredth of a share of our common stock, have been listed on the New York Stock Exchange since November 8, 2006 and are quoted under the ticker symbol “MFG”.

9.D. Selling Shareholders

Not applicable.

9.E. Dilution

Not applicable.

9.F. Expenses of the Issue

Not applicable.

ITEM 10. ADDITIONAL INFORMATION

10.A. Share Capital

Not applicable.

10.B. Memorandum and Articles of Association

Objects and Purposes in our Articles of Incorporation

Our corporate purpose, as specified in article 2 of our articles of incorporation, which is included in this annual report as Exhibit 1.1, is to engage in the following businesses as a bank holding company:

- operation and management of bank holding companies, banks, long-term credit banks, specialized securities companies and other companies which we may own as our subsidiaries under the Banking Law; and
- any other business incidental to the foregoing.

Our Board of Directors

There is no provision in our articles of incorporation as to our directors' power to vote on a proposal, arrangement or contract in which a director is materially interested. The Company Law, however, requires such director to refrain from voting on such matters at meetings of the board of directors.

The Company Law provides that compensation for directors be determined at a general meeting of shareholders. Our board of directors will determine the compensation for each director without exceeding the upper limit on the aggregate amount of compensation for directors as a group approved by the general meeting of shareholders. Our board of directors may, by its resolution, leave this decision to the discretion of our president.

The Company Law provides that the board of directors must approve significant loans from any third party to the company. Our regulations of the board of directors have adopted this policy.

Neither the Company Law nor our articles of incorporation set a mandatory retirement age for our directors.

There is no requirement concerning the number of shares an individual must hold to qualify as a director under the Company Law or our articles of incorporation.

Common Stock

General

Set forth below is information concerning our shares of common stock, including brief summaries of certain provisions of our articles of incorporation, our share handling regulations and the Company Law, which came into effect on May 1, 2006 relating to joint stock corporations (*kabushiki kaisha*) and certain related legislation, all as currently in effect.

Where relevant to the common stock, provisions of our preferred stock are also described below. Additional details on the terms of our outstanding preferred stock are given in note 15 to our consolidated financial statements included elsewhere in this annual report.

Distribution of Surplus

General

Under the Company Law, distribution of cash or other assets by a joint stock corporation to its shareholders, including dividends, takes the form of distribution of Surplus (as defined in “—Restriction on Distribution of Surplus”). We are permitted to make distributions of Surplus to our shareholders any number of times per fiscal

year pursuant to resolutions of our general meeting of shareholders, subject to certain limitations described in “—Restriction on Distribution of Surplus.” Distributions of Surplus are required in principle to be authorized by a resolution of a general meeting of shareholders. Distributions of Surplus are, however, permitted pursuant to a resolution of the board of directors if:

- (1) our articles of incorporation so provide (our current articles of incorporation do not have such provision);
- (2) the normal term of office of our directors is one year; and
- (3) our non-consolidated annual financial statements and certain documents for the latest fiscal year fairly present our assets and profit and loss, as required by an ordinance of the Ministry of Justice.

In an exception to the above rule, even if the requirements described in (1) through (3) are not met, we are permitted to make distributions of Surplus in cash to our shareholders by resolutions of the board of directors once per fiscal year if our articles of incorporation so provide. Our current articles of incorporation provide such distribution of Surplus as interim dividends, the record date for which is September 30 each year.

Distributions of Surplus may be made in cash or in kind in proportion to the number of shares of common stock held by each shareholder. A resolution of a general meeting of shareholders or the board of directors authorizing a distribution of Surplus must specify the kind and aggregate book value of the assets to be distributed, the manner of allocation of such assets to shareholders, and the effective date of the distribution. If a distribution of Surplus is to be made in kind, we may, pursuant to a resolution of a general meeting of shareholders or (as the case may be) the board of directors, grant the right to our shareholders to require us to make such distribution in cash instead of in kind. If no such right is granted to shareholders, the relevant distribution of Surplus must be approved by a special resolution of a general meeting of shareholders (see “—Voting Rights” with respect to a “special resolution”).

Under our articles of incorporation, the record date for annual dividends and interim dividends is March 31 and September 30, respectively, in each year. In Japan, the “ex-dividend date” (the date from which purchasers of shares through Japanese stock exchanges will not be entitled to the dividends to be paid to registered shareholders as of any record date) and the record date for dividends precede the date of determination of the amount of the dividend to be paid. The ex-dividend date of the shares of common stock is generally the third business day prior to the record date. Under our articles of incorporation, we are not obligated to pay any distribution of Surplus to be made in cash which has not been received after the lapse of five years from the commencement date of such distribution.

Restriction on Distribution of Surplus

Payment of annual dividends on shares of common stock is also subject to the prior payment of dividends on shares of preferred stock of ¥20,000 per share of eleventh series class XI preferred stock and ¥30,000 per share of thirteenth series class XIII preferred stock. In the event we pay an interim dividend on shares of our common stock, an interim preferred dividend of one-half the annual preferred dividend amount is paid on the shares of the two series of preferred stock.

In making a distribution of Surplus, we must set aside in our additional paid-in capital and/or legal reserve an amount equal to one-tenth of the amount of Surplus so distributed, until the sum of its additional paid-in capital and legal reserve reaches one-quarter of its stated capital.

The amount of Surplus at any given time must be calculated in accordance with the following formula:

$$A + B + C + D - (E + F + G)$$

In the above formula:

“A” = the total amount of other capital surplus and other retained earnings, each such amount being that appearing on our non-consolidated balance sheet as of the end of the last fiscal year

“B” = (if we have disposed of our treasury stock after the end of the last fiscal year) the amount of the consideration for such treasury stock received by us less the book value thereof

“C” = (if we have reduced our stated capital after the end of the last fiscal year) the amount of such reduction less the portion thereof that has been transferred to additional paid-in capital or legal reserve (if any)

“D” = (if we have reduced our additional paid-in capital or legal reserve after the end of the last fiscal year) the amount of such reduction less the portion thereof that has been transferred to stated capital (if any)

“E” = (if we have cancelled our treasury stock after the end of the last fiscal year) the book value of such treasury stock

“F” = (if we have distributed Surplus to our shareholders after the end of the last fiscal year) the total book value of the Surplus so distributed

“G” = certain other amounts set forth in an ordinance of the Ministry of Justice, including:

- if we have reduced Surplus and increased our stated capital, additional paid-in capital or legal reserve after the end of the last fiscal year, the amount of such reduction; and
- if we have distributed Surplus to shareholders after the end of the last fiscal year, the amount set aside in our additional paid-in capital or legal reserve, if any, as required by ordinances of the Ministry of Justice.

The aggregate book value of Surplus distributed by us may not exceed a prescribed distributable amount (the “Distributable Amount”), as calculated on the effective date of such distribution. The Distributable Amount at any given time shall be the amount of Surplus less the aggregate of (a) the book value of our treasury stock, (b) the amount of consideration for any of our treasury stock disposed of by us after the end of the last fiscal year and (c) certain other amounts set forth in an ordinance of the Ministry of Justice, including (if the sum of one-half of our goodwill and deferred assets exceeds the total of the stated capital, additional paid-in capital and legal reserve, each such amount being the amount in our non-consolidated balance sheet as of the end of the last fiscal year) all or certain part of such exceeding amount as calculated in accordance with the ordinances of the Ministry of Justice.

If we have become at our option a company with respect to which its consolidated balance sheet should also be considered in the calculation of the Distributable Amount (*renketsu haito kisei tekiyo kaisha*), we shall further deduct from the amount of Surplus the excess amount, if any, of (x) the total amount of the shareholders’ equity appearing on our non-consolidated balance sheet as of the end of the last fiscal year and certain other amounts set forth by an ordinance of the Ministry of Justice over (y) the total amount of the shareholders’ equity and certain other amounts set forth by an ordinance of the Ministry of Justice appearing on our consolidated balance sheet as of the end of the last fiscal year. We currently have no intention to opt for becoming such a company with respect to the fiscal year ending March 31, 2007.

If we have prepared interim financial statements as described below, and if such interim financial statements have been approved by the board of directors or (if so required by the Company Law) by a general meeting of shareholders, then the Distributable Amount must be adjusted to take into account the amount of profit or loss, and the amount of consideration for any of our treasury stock disposed of by us, during the period in respect of which such interim financial statements have been prepared. We may prepare non-consolidated interim financial statements consisting of a balance sheet as of any date subsequent to the end of the last fiscal year and an income statement for the period from the first day of the current fiscal year to the date of such balance sheet. Interim financial statements so prepared by us must be audited by our corporate auditors and/or outside accounting auditor, as required by an ordinance of the Ministry of Justice.

Capital and Reserves

We may reduce our additional paid-in capital or legal reserve generally by resolution of a general meeting of shareholders and, if so decided by the same resolution, may account for the whole or any part of the amount of

such reduction as stated capital. On the other hand, we may reduce our stated capital generally by special resolution of a general meeting of shareholders and, if so decided by the same resolution, may account for the whole or any part of the amount of such reduction as additional paid-in capital or legal reserve. In addition, we may reduce our Surplus and increase either (i) stated capital or (ii) additional paid-in capital and/or legal reserve by the same amount, in either case by resolution of a general meeting of shareholders.

Stock Splits

We may at any time split shares of common stock into a greater number of shares of common stock by resolution of the board of directors. When a stock split is to be made, so long as our only class of outstanding stock is the common stock, we may increase the number of authorized shares in the same ratio as that of such stock split by amending our articles of incorporation, of which amendment may be effected by resolution of the board of directors without approval by shareholders.

Generally, shareholders do not need to exchange share certificates for new ones following a stock split, but certificates representing the additional shares of common stock resulting from the stock split will be issued to shareholders. Before a stock split, we must give public notice of the stock split, specifying the record date therefor, not less than two weeks prior to such record date.

Fractional Shares and Unit Shares

A holder of fractional shares constituting one-hundredth of one share or any integral multiple thereof are registered in our register of fractional shares. Fractional shares do not carry voting rights, but holders thereof are entitled to receive dividends and certain other economic rights. No certificate is issued representing fractional shares. As the transfer of shares generally requires delivery of the share certificates therefor, fractional shares are normally not transferable. Registered holders of fractional shares may at any time request us to purchase such fractional shares at the current market price as determined pursuant to the Commercial Code, applicable as an interim measure. In addition, registered holders of fractional shares may require us to sell them a number of fractional shares, of which number, when combined with the number already held by such holder, shall become one share, provided that such request is met only when we own the necessary number of our shares. As of March 31, 2007, there were 22,487.49 fractional shares of our common stock. The Company Law abolished the above fractional share system, except to the extent fractional shares were outstanding at the time of enactment of the Company Law in which case the interim measure described above is applicable.

We may adopt a unit share system by amending our articles of incorporation, although it is also possible for us to continue to use the fractional share system as we currently do. If a unit share system is adopted by us simultaneously with a stock split, the relevant amendment to our articles of incorporation may be authorized by the board of directors, provided that, following such amendment, the number of units may not be less than the number of shares immediately prior to such amendment. Under the unit share system, shareholders have one voting right for each unit of shares held by them, and shares constituting less than a full unit will carry no voting rights. If the articles of incorporation so provide, the holders of shares constituting less than a full unit will not have the right to receive dividends, nor will they have other shareholder rights except for those specified in the Company Law or an ordinance of the Ministry of Justice. The articles of incorporation may also provide that no certificates representing any fraction of a unit may be issued. In such case, any fraction of a unit for which no share certificates are issued will not be transferable. Holders of shares constituting less than a full unit may at any time request us to purchase such shares at the current market price as determined pursuant to the Company Law, which request may not be withdrawn without our consent.

General Meetings of Shareholders

The ordinary general meeting of shareholders shall be held no later than three months from the last day of each business year and is normally held in June of each year. In addition, we may hold an extraordinary general meeting of shareholders whenever necessary. Notice of a general meeting of shareholders stating the place, the

time and the purpose thereof must be given to each shareholder having voting rights (or, in the case of a non-resident shareholder, to its standing proxy or mailing address in Japan) at least two weeks prior to the date set for the meeting. The record date for an ordinary general meeting of shareholders is March 31 of each year.

Any shareholder holding at least 300 voting rights or 1% of the total number of voting rights for six months or longer may propose a matter to be considered at a general meeting of shareholders by submitting a request to a representative director at least eight weeks prior to the date of such meeting. Any of the minimum percentages, time periods and number of voting rights necessary for exercising the minority shareholder rights described above may be decreased or shortened if our articles of incorporation so provide.

Voting Rights

A holder of shares of common stock is entitled to one voting right for each such share, except that neither we, nor a corporation or other entity, more than one-quarter of the total voting rights of which are directly or indirectly held by us, may exercise its voting rights with respect to shares of common stock held by it. If we adopt the unit share system as described in “—Fractional Shares,” our shareholders will have one voting right for each unit of shares held by them.

Except as otherwise provided by law or in our articles of incorporation, a resolution shall be adopted at a general meeting of shareholders by a majority of the voting rights held by the shareholders present at the meeting. Our articles of incorporation provide that the quorum for election of directors and corporate auditors is one-third of the total number of voting rights. Our shareholders are not entitled to cumulative voting in the election of directors. A shareholder may exercise its voting rights in writing or through a proxy, provided that the proxy shall also be a holder of our shares having voting rights at such meeting.

The Company Law provides that certain important matters shall be approved by a “special resolution” of a general meeting of shareholders. Under our articles of incorporation, the quorum for a special resolution is one-third of the total number of voting rights, and the approval of not less than two-thirds of the voting rights held by the shareholders present at the meeting is required for adopting a special resolution. Such important matters include:

1. any amendment to our articles of incorporation (except for such amendments that may be authorized by the board of directors under the Company Law such as (i) an increase of the number of authorized shares in the same ratio as that of a stock split, (ii) a reduction of the number of shares per unit of shares and (iii) abolishing the unit share system);
2. dismissal of a corporate auditor;
3. our dissolution, merger or consolidation requiring shareholders’ approval;
4. establishment of a parent and wholly owned subsidiary relationship by way of a share transfer (*kabushiki-iten*) or share exchange (*kabushiki-kokan*) requiring shareholders’ approval;
5. transfer of the whole or a substantial part of our business;
6. taking over of the whole of the business of another company requiring shareholders’ approval;
7. our corporate split requiring shareholders’ approval;
8. consolidation of shares of common stock;
9. acquisition of shares of common stock by us from a specific shareholder other than our subsidiary;
10. distribution of Surplus in kind (except when shareholders are granted the right to require to make such distribution in cash instead of in kind);
11. issuance or transfer of new shares or existing shares held by us as treasury stock to persons other than the shareholders at a “specially favorable” price; and
12. issuance of stock acquisition rights (including those incorporated in bonds with stock acquisition rights) to persons other than the shareholders under “specially favorable” conditions.

Liquidation Rights

In the event of our liquidation, the assets remaining after payment of all debts, liquidation expenses, taxes and distributions of residual assets relating to the then outstanding preferred stock will be distributed among holders of shares of common stock in proportion to the respective numbers of shares held by them. See “—Preferred Stock— Liquidation Rights.”

Issue of Additional Shares and Pre-emptive Rights

Holders of the common stock have no pre-emptive rights. Authorized but unissued shares of common stock may be issued at such times and upon such terms as the board of directors determines, subject to the limitations as to the issuance of new shares of common stock at a “specially favorable” price mentioned in “—Voting Rights.” The board of directors may, however, determine that shareholders of a particular class of stock shall be given subscription rights to new shares of the same class, in which case they must be given on uniform terms to all shareholders of that class as of a record date of which not less than two weeks’ prior public notice must be given. Each of the shareholders to whom such rights are given must also be given at least two weeks’ prior notice of the date on which such rights expire.

Stock Acquisition Rights

We may issue stock acquisition rights (*shinkabu yoyakuken*). Holders of stock acquisition rights are entitled to acquire shares from us, upon payment of the applicable exercise price, and subject to other terms and conditions thereof. We may also issue bonds with stock acquisition rights (*shinkabu yoyakuken-tsuki shasai*). The issuance of stock acquisition rights and bonds with stock acquisition rights may be authorized by the board of directors unless it is made under “specially favorable” conditions, as described in “—Voting Rights.”

Record Date

As mentioned above, March 31 is the record date for the payment of annual dividends and the determination of shareholders entitled to vote at the ordinary general meeting of shareholders. September 30 is the record date for the payment of interim dividends. In addition, by a resolution of the board of directors and after giving at least two week’s prior public notice, we may at any time set a record date in order to determine the shareholders who are entitled to certain rights pertaining to our stock.

Acquisition by Us of Common Stock

We may acquire shares of common stock:

1. by way of purchase on any Japanese stock exchange on which the shares of our common stock are listed or by way of tender offer (in either case pursuant to a resolution of the board of directors as currently authorized by our articles of incorporation);
2. from a specific shareholder other than any of our subsidiaries (pursuant to a special resolution of an ordinary general meeting of shareholders); or
3. from any of our subsidiaries (pursuant to a resolution of the board of directors).

In the case of 2 above, any other shareholder may make a request to a representative director to be included as a seller in the proposed purchase, unless the purchase price or any other consideration to be received by the relevant specific shareholder will not exceed the last trading price of the shares on the relevant stock exchange on the day immediately preceding the date on which the resolution mentioned in 2. above was adopted (or, if there is no trading in the shares on the stock exchange or if the stock exchange is not open on such day, the price at which the shares are first traded on such stock exchange thereafter).

The total amount of the purchase price of shares of common stock may not exceed the Distributable Amount, as described in “—Distribution of Surplus—Restriction on Distribution of Surplus.”

We may hold the shares of common stock acquired, and may generally dispose of or cancel such shares by resolution of the board of directors.

Disposal of Shares of Common Stock Held by Shareholders whose Location is Unknown

We are not required to send notices to a shareholder if notices given by us to such shareholder fail to arrive for five consecutive years or more at its address registered in our register of shareholders or otherwise notified to us.

In the above case, if the relevant shareholder also fails to receive dividends on the shares continuously for five years or more at its address registered in our register of shareholders or otherwise notified to us, then we may in general dispose of such shares at their then market price and hold or deposit the proceeds of such disposition on behalf of the relevant shareholder.

Reporting of Substantial Shareholders

The Securities and Exchange Law and its related regulations require any person who has become, beneficially and solely or jointly, a holder of more than 5% of the total issued shares of capital stock of a company that is listed on any Japanese stock exchange to file a report with the Director of the relevant Local Finance Bureau of the Ministry of Finance within five business days. With certain exceptions, a similar report must also be filed in respect of any subsequent change of 1% or more in the holding or of any change in material matters set forth in any previously filed reports. For this purpose, shares issuable to such person upon conversion of convertible securities or exercise of share subscription warrants or stock acquisition rights are taken into account in determining both the number of shares held by the holder and the company's total issued share capital. Copies of each report must also be furnished to the company of the shares and to all the Japanese stock exchanges on which the shares are listed.

There are other reporting requirements under the Banking Law. See "Item 4.B. Business Overview—Supervision and Regulation—Japan—Examination and Reporting Applicable to Shareholders."

Holding of Shares of Our Common Stock by Foreign Investors

There are no limitations imposed by the laws of Japan, our articles of incorporation or our other constituent documents on the rights of non-residents or foreign shareholders to hold or exercise voting rights on our shares of common stock or preferred stock.

Transfer of Shares

Transfer of shares of common stock of a company issuing share certificates is effected by delivery of share certificates, but in order to assert shareholders' rights against us, the transferee must have its name and address registered in our register of shareholders. For this purpose, shareholders are required to file their names, addresses and seals with our transfer agent. Foreign shareholders may file specimen signatures in lieu of seals. Non-resident shareholders are required to appoint a standing proxy in Japan or provide a mailing address in Japan. Japanese securities firms and commercial banks customarily act as standing proxy and provide related services for standard fees.

Our transfer agent is Mizuho Trust & Banking, located at 2-1, Yaesu 1-chome, Chuo-ku, Tokyo 103-8670, Japan.

The registered holder of deposited shares underlying the ADSs is the depositary for the ADSs. Accordingly, holders of ADSs will not be able to directly assert their shareholders' rights against us.

The central clearing system of share certificates under the Law Concerning Central Clearing of Share Certificates and Other Securities of Japan applies to the common stock. Pursuant to this system, a holder of

common stock is able to choose, at its discretion, to participate in this system and all certificates for shares of common stock elected to be put into this system are deposited with JASDEC (through a participating institution having a clearing account with JASDEC, if the holder is not such a participating institution) and all such shares are registered in the name of JASDEC in our register of shareholders. Each participating shareholder will, in turn, be registered in our register of beneficial shareholders and treated in the same way as shareholders registered in our register of shareholders. In connection with transfer of shares of common stock held under this system, entry of the share transfer in the book maintained by JASDEC for the participating institutions or the book maintained by each participating institution for its customers or both shall have the same effect as delivery of share certificates.

A law was promulgated in June 2004 to establish a new central clearing system for shares of listed companies and to eliminate the issuance and use of certificates for such shares and the part of this law relevant to common stock will come into effect within five years of the date of the promulgation. On the effective date, a new central clearing system will be established and will become responsible for handling the shares of all Japanese companies listed on any Japanese stock exchange, including shares of common stock. On the same day, all existing share certificates will become null and void. The transfer of such shares will be effected through entry in the books maintained under the new central clearing system.

Preferred Stock

The following is a summary of information concerning the shares of our preferred stock, including brief summaries of the relevant provisions of our articles of incorporation, our share handling regulations and the Company Law and certain related legislation, all as currently in effect. The detailed rights of our preferred stock are set forth in our articles of incorporation and the resolutions of our board of directors relating to the issuance of the relevant series of preferred stock.

General

Under our articles of incorporation, we are authorized to issue 1,398,500 shares of class XI preferred stock, 1,500,000 shares of class XII preferred stock and 1,500,000 shares of class XIII preferred stock.

As of March 31, 2007, 943,740 shares of eleventh series class XI preferred stock and 36,690 shares of thirteenth series class XIII preferred stock were outstanding.

Preferred Dividends

Payment of annual dividends on shares of common stock is subject to the prior payment on shares of preferred stock. The amount of preferred dividends for each type of outstanding preferred stock is as follows:

- Eleventh series class XI preferred stock bears an annual non-cumulative dividend of ¥20,000 per share, and in the event we pay an interim dividend, holders are entitled to receive ¥10,000 in preference to common shares.
- Thirteenth series class XIII preferred stock bear an annual non-cumulative dividend of ¥30,000 per share, and in the event we pay an interim dividend, holders are entitled to receive ¥15,000 in preference to common shares.

The amount of any preferred interim dividend will be deducted from the preferred dividend payable on preferred shares in respect of the same fiscal year.

No payment of dividends on our preferred shares or any other shares may be made unless we have sufficient Distributable Amount and a resolution to pay such dividend is obtained at the relevant ordinary general meeting of shareholders, in the case of annual dividends or at the board of directors, in the case of preferred interim dividends.

Dividends on our preferred shares are non-cumulative. If the full amount of any dividend is not declared on our preferred shares in respect of any fiscal year, holders of our preferred shares do not have any right to receive dividends in respect of the deficiency in any subsequent fiscal year, and we will have no obligation to pay the deficiency or to pay any interest regardless of whether or not dividends are paid in respect of any subsequent fiscal year. The holders of our preferred shares are not entitled to any further dividends or other participation in or distribution of surplus.

Liquidation Rights

In the event of our voluntary or involuntary liquidation, holders of shares of our preferred stock will be entitled, equally in rank as among themselves and in preference over shares of common stock, to receive out of our residual assets upon liquidation a distribution of ¥1,000,000 per share in the case of eleventh series class XI and thirteenth series class XIII preferred stock.

Holders of shares of our preferred stock are not entitled to any further dividends or other participation or distribution of our residual assets upon our liquidation.

Voting Rights

No holder of preferred stock has the right to receive notice of, or to vote at, a general meeting of shareholders, except as otherwise specifically provided under the Company Law or other applicable law or our articles of incorporation. Under our articles of incorporation, holders of shares of our preferred stock will be entitled to receive notice of, and to vote at, general meetings of shareholders:

- from the commencement of any ordinary general meeting of shareholders if an agenda for approval to declare a preferred dividend is not submitted to such meeting, or
- from the close of any ordinary general meeting of shareholders if a proposed resolution to declare a preferred dividend is not approved at such meeting,

until in each case such time as a resolution of an ordinary general meeting of shareholders declaring a preferred dividend is approved.

A separate resolution of a meeting of the holders of the preferred stock is required in order to approve the following matters which would prejudice the interests of the holders of the relevant preferred stock:

- (i) an amendment to the articles of incorporation to add new classes of shares to be issued, alter the terms of the shares or increase the number of authorized number of shares or authorized number of any class of shares, with certain exceptions;
- (ii) consolidation or split of shares;
- (iii) *pro rated* allocation of shares or stock acquisition rights to shareholders without any consideration;
- (iv) granting pre-emptive rights for new shares or stock acquisition rights;
- (v) amalgamations or mergers;
- (vi) certain corporate splits;
- (vii) share exchanges;
- (viii) share transfers; and
- (ix) other matters set forth in the articles of incorporation.

Such separate resolution is not required when the articles of incorporation so provide, except in the case of (i) above.

Ranking

We will not (unless the requisite sanction has been given by holders of preferred stock) create or issue any other shares ranking, as regards order of participation in the profits or assets of us on a liquidation or otherwise, in priority to the preferred stock in issue, but we may issue, without obtaining the consent of holders of the preferred stock in issue, other preferred stock ranking *pari passu* with the preferred stock in issue as regards the order of such participation in profits or assets of us and carrying such rights as to rates of preferred dividends or terms of conversion as the board of directors may determine, subject to the limitations set forth in our articles of incorporation and the Company Law.

Acquisition of Preferred Stock

We may, if required, subject to regulatory approval, acquire any shares of the preferred stock then outstanding at any time out of the Distributable Amount (as defined in “—Common Stock—Dividends—Restriction of Dividends”). We may also, acquire all or a portion of the thirteenth series class XIII preferred stock on or after April 1, 2013 at a price of ¥1,000,000 per share, with the equivalent amount of preferred dividends in arrears to such acquisition, without consent of the holders of shares of such preferred stock. When a portion of a certain class of preferred stock is acquired, such acquisition shall be made from each holder thereof in number of shares determined by way of a lot or pro rata allocation.

Stock Splits

Our articles of incorporation provide that no stock split, stock consolidation or free distribution of stock shall be made in respect of the preferred stock unless otherwise provided for in any law or regulation.

Issue of Additional Shares and Pre-emptive Rights

Our articles of incorporation provide that no holder of our preferred stock has any pre-emptive right to subscribe for or purchase shares, stock acquisition rights or bonds with stock acquisition rights in the event of an issuance of additional shares or bonds and that no free distribution of stock acquisition rights may be made to the holders of our preferred stock.

Conversion

Our articles of incorporation provide that holders of class XI preferred stock may, at their option, convert their shares to common stock by requesting us to acquire such shares and issue or transfer common stock to them. Other classes of our preferred stock outstanding are non-convertible.

Our articles of incorporation also provide that class XI preferred stock outstanding on the last day of the acquisition period will be mandatorily acquired with shares of common stock on the immediately following day at the then-current market price per share of our common stock.

Eleventh series class XI preferred stock may, at the option of the holder thereof, be acquired with shares of common stock at any time from July 1, 2008 to June 30, 2016 at a market price per share of our common stock as at the commencement date of the acquisition period, subject to anti-dilution adjustment and annual reset to the market price of our common stock on July 1 of each year. For the purpose of determination of the initial conversion price, the reset of the conversion price and the mandatory conversion price, the market price is deemed to be the average price of daily closing prices of our common stock on the Tokyo Stock Exchange for the 30 consecutive trading days commencing 45th trading days prior to the commencement date of the conversion period, the relevant reset date or the mandatory conversion date, respectively. The conversion price is subject to floor price of ¥50,000 which is also subject to anti-dilution adjustment.

10.C. Material Contracts

There were no material contracts entered into by us for the two years preceding the filing of this annual report that were not entered into in the ordinary course of business.

10.D. Exchange Controls

Foreign Exchange and Foreign Trade Law

The Foreign Exchange and Foreign Trade Law of Japan and the cabinet orders and ministerial ordinances incidental thereto, collectively the Foreign Exchange Law, set forth, among other matters, the regulations relating to the receipt by non-residents of Japan of payment with respect to shares to be issued by us and the acquisition and holding of shares by non-residents of Japan and foreign investors, both as defined below. It also applies in some cases to the acquisition and holding of our shares or ADSs representing such shares acquired and held by non-residents of Japan and by foreign investors. Generally, the Foreign Exchange Law currently in effect does not affect the right of a non-resident of Japan to purchase or sell ADSs outside Japan for non-Japanese currency.

“Non-residents of Japan” are defined as individuals who are not resident in Japan and corporations whose principal offices are located outside Japan. Generally, the branches and offices of non-resident corporations which are located in Japan are regarded as residents of Japan while the branches and offices of Japanese corporations located outside Japan are regarded as non-residents of Japan.

“Foreign investors” are defined as:

- individuals not resident in Japan;
- corporations which are organized under the laws of foreign countries or whose principal offices are located outside Japan;
- corporations of which 50% or more of the shares are held by individuals not resident of Japan and/or corporations which are organized under the laws of foreign countries or whose principal offices are located outside Japan; and
- corporations, a majority of officers (or a majority of officers having the power of representation) of which are non-resident individuals.

Dividends and Proceeds of Sales

Under the Foreign Exchange Law, dividends paid on, and the proceeds of sales in Japan of, shares held by non-residents of Japan may in general be converted into any foreign currency and repatriated abroad. The acquisition of our shares by non-residents by way of a stock split is not subject to any notification or reporting requirements.

Acquisition of Shares

In general, a non-resident who acquires shares from a resident of Japan is not subject to any prior filing requirement, although the Foreign Exchange Law empowers the Minister of Finance of Japan to require prior approval for any such acquisition in certain limited circumstances. While such prior approval is not required in general, in the case where a resident of Japan transfers shares of a Japanese company for consideration exceeding ¥100 million to a non-resident of Japan, the resident of Japan that transfers the shares is required to report the transfer to the Minister of Finance of Japan within 20 days from the date of the transfer, unless the transfer is made through a bank, securities company or financial futures trader licensed under Japanese law.

If a foreign investor acquires our shares and, together with parties who have a special relationship with that foreign investor, holds 10% or more of our issued shares as a result of such acquisition, the foreign investor must file a report of such acquisition with the Minister of Finance and any other competent Minister within 15 days from and including the date of such acquisition, except under limited circumstances including an acquisition of our shares through the offering conducted overseas. In certain limited circumstances, however, a prior notification of such acquisition must be filed with the Minister of Finance and any other competent Minister, who may modify or prohibit the proposed acquisition.

Deposit and Withdrawal under American Depositary Facility

The deposit of shares with Mizuho Corporate Bank, in its capacity as custodian and agent for the depositary, in Tokyo, the issuance of ADSs by the depositary to a non-resident of Japan in respect of the deposit and the withdrawal of the underlying shares upon the surrender of the ADR are not subject to any of the formalities or restrictions referred to above. However, where as a result of a deposit or withdrawal the aggregate number of shares held by the depositary, including shares deposited with Mizuho Corporate Bank as custodian for the depositary, or the holder surrendering the ADR, as the case may be, would be 10% or more of the total outstanding shares, a report will be required, and in specified circumstances, a prior notification may be required, as noted above.

10.E. Taxation

Japanese Taxation

The following is a general summary of major Japanese national tax consequences to holders of shares or ADSs representing shares of our common stock who are non-residents of Japan or non-Japanese corporations without a permanent establishment in Japan, which we refer to as “non-resident holders” in this section. The statements regarding Japanese tax laws set forth below are based on the laws in force and as interpreted by the Japanese tax authorities as at the date of this Annual Report and are subject to changes in the applicable Japanese laws or tax treaties, conventions or agreements, or interpretations thereof, occurring after that date. This summary is not exhaustive of all possible tax considerations that may apply to a particular investor, and potential investors are advised to satisfy themselves as to the overall tax consequences of the acquisition, ownership and disposition of shares or ADSs, including specifically the tax consequences under Japanese law, the laws of the jurisdiction of which they are resident and any tax treaty, convention or agreement between Japan and their country of residence, by consulting their own tax advisers.

For the purpose of Japanese tax law and the tax treaty between the United States and Japan, a U.S. holder of ADSs will generally be treated as the owner of the shares underlying the ADSs evidenced by the ADRs.

Generally, a non-resident holder of shares of our stock is subject to Japanese income tax collected by way of withholding on dividends paid by us, and we will withhold such tax prior to payment of dividends. Stock splits are, in general, not a taxable event.

In the absence of any applicable tax treaty, convention or agreement reducing the maximum rate of withholding tax or allowing exemption from Japanese withholding tax, the rate of Japanese withholding tax applicable to dividends paid by Japanese corporations on their shares of stock to non-resident holders is generally 20% under Japanese tax law. However, with respect to dividends paid on listed shares issued by a Japanese corporation (such as shares of our common stock or ADSs) to non-resident holders, other than any individual who holds 5% or more of the total number of shares issued by the relevant Japanese corporation, the aforementioned 20% withholding tax rate is reduced to (i) 7% for dividends due and payable on or before March 31, 2009 and (ii) 15% for dividends due and payable on or after April 1, 2009.

Under the income tax treaty between the United States and Japan, the maximum rate of Japanese withholding tax which may be imposed on dividends paid to a qualified United States resident eligible to enjoy treaty benefits that is either a corporation owning, directly or indirectly, less than 10% of the voting stock of a Japanese corporation or an individual is generally reduced to 10% of the gross amount actually distributed, except where such United States resident conducts business in Japan through a permanent establishment situated therein and the holding in respect of which the dividends are paid is effectively connected with such permanent establishment. Dividends paid to pension funds which are qualified United States residents eligible to enjoy treaty benefits are exempt from Japanese income taxation by way of withholding or otherwise unless such dividends are derived from the carrying on of a business, directly or indirectly, by such pension funds. Under Japanese tax law, any reduced maximum rate applicable under a tax treaty shall be available when such maximum rate is below the rate otherwise applicable under the Japanese tax law referred to in the preceding

paragraph with respect to the dividends to be paid by us on shares of our common stock or ADSs. In the case of non-resident holders receiving dividends paid by us on ADSs, any reduced rate or exemption provided under any applicable tax treaty will be applicable to such non-resident holders if the Depositary or its Agent submits two Application Forms (one before payment of dividends and the other within eight months after the record date concerning such payment of dividends), together with certain other documents. To claim this reduced rate or exemption, non-resident holders of ADSs will be required to file a proof of taxpayer status, residence and beneficial ownership, as applicable, and to provide other information or documents as may be required by the Depositary. Non-resident holders who are entitled, under any applicable tax treaty, to a reduced rate of Japanese withholding tax below the rate otherwise applicable under Japanese tax law, or exemption therefrom, as the case may be, but fail to submit the required application in advance may nevertheless be entitled to claim a refund from the relevant Japanese tax authority of withholding taxes withheld in excess of the rate under an applicable tax treaty (if such non-resident holders are entitled to a reduced treaty rate under the applicable tax treaty) or the full amount of tax withheld (if such non-resident holders are entitled to an exemption under the applicable tax treaty), as the case may be, from the relevant Japanese tax authority, by complying with a certain subsequent filing procedure.

We do not assume any responsibility to ensure withholding at the reduced rate, or exemption therefrom, for holders who would be eligible under an applicable tax treaty but who do not follow the required procedures as stated above.

Gains derived from the sale or other disposition of shares or ADSs within or outside Japan by a non-resident holder, who is a portfolio investor, are not, in general, subject to Japanese income tax or corporation tax.

Any deposits or withdrawals of shares by a non-resident holder in exchange for ADSs are, in general, not subject to Japanese income or corporation tax.

Japanese inheritance and gift taxes, at progressive rates, may be payable by an individual who has acquired our shares or ADSs from an individual, as a legatee, heir or donee, even if none of the acquiring individual, the decedent or the donor is a Japanese resident.

U.S. Taxation

The following sets forth the material United States federal income tax consequences of the ownership of shares and ADSs as of the date hereof. The discussion set forth below is applicable to U.S. Holders (as defined below) (i) who are residents of the United States for purposes of the current income tax treaty between Japan and the United States (the “Treaty”), (ii) whose shares or ADSs are, for purposes of the Treaty, neither effectively connected with nor attributable to a permanent establishment in Japan and (iii) who otherwise qualify for the full benefits of the Treaty.

The following summary is not a complete analysis or description of all potential U.S. federal income tax consequences to a particular U.S. holder. It does not address all U.S. federal income tax considerations that may be relevant to all categories of potential purchasers, certain of which (such as banks or other financial institutions, insurance companies, dealers in securities or currencies, tax-exempt entities, non-U.S. persons, persons holding a share or an ADS as part of a “straddle,” “hedge,” conversion or integrated transaction, partnerships or other pass-through entities for U.S. federal income tax purposes, traders in securities who have elected the mark-to-market method of accounting for their securities, regulated investment companies, real estate investment trusts, holders whose “functional currency” is not the U.S. dollar, holders liable for alternative minimum tax and holders of 10% or more of our voting shares) are subject to special tax treatment. This summary does not address any foreign, state, local or other tax consequences of investments in our shares or ADSs.

This summary addresses only shares or ADSs held as capital assets.

As used herein, a “U.S. holder” is a beneficial owner of shares or ADSs, as the case may be, that is, for U.S. federal income tax purposes:

- an individual citizen or resident of the United States;
- a corporation (or other entity treated as a corporation for U.S. federal income tax purposes) created or organized in or under the laws of the United States or any political subdivision thereof;
- an estate, the income of which is subject to U.S. federal income tax regardless of its source; or
- a trust if it (1) is subject to the primary supervision of a court within the United States and the control of one or more U.S. persons as described in Section 7701(a)(30) of the Code or (2) that has a valid election in effect under applicable U.S. Treasury regulations to be treated as a U.S. person.

If a partnership holds shares or ADSs, the tax treatment of a partner will generally depend on the status of the partner and the activities of the partnership. If you are a partner of a partnership holding shares or ADSs, you should consult your tax advisor.

The discussion below is based upon the provisions of the Internal Revenue Code of 1986, as amended (the “Code”), and regulations, rulings and judicial decisions thereunder as of the date hereof, and such authorities may be replaced, revoked or modified so as to result in U.S. federal income tax consequences different from those discussed below. In addition, this summary is based, in part, upon representations made by the depository to us and assumes that the deposit agreement, and all other related agreements, will be performed in accordance with their terms.

We urge U.S. holders to consult their own tax advisors concerning the U.S. federal, state and local and other tax consequences to them of the purchase, ownership and disposition of shares or ADSs.

The U.S. Treasury has expressed concerns that parties through whom ADSs are pre-released may be taking actions that are inconsistent with the claiming of foreign tax credits by U.S. holders of ADSs. Such actions would also be inconsistent with the claiming of the reduced rate of tax, described in “—Taxation of Dividends” below, applicable to dividends received by certain non-corporate holders. Accordingly, the analysis of the creditability of Japanese taxes and the availability of the reduced tax rate for dividends received by certain non-corporate holders, each described in “—Taxation of Dividends” below, could be affected by actions taken by parties through whom the ADSs are released.

ADSs

If a U.S. holder holds ADSs, for U.S. federal income tax purposes, such holder will generally be treated as the owner of the underlying shares that are represented by such ADSs. Accordingly, deposits or withdrawals of shares in exchange for ADSs are not subject to U.S. federal income tax.

Taxation of Dividends

The gross amount of any distribution received with respect to our shares or ADSs (including amounts withheld to reflect Japanese withholding taxes), will be taxable as dividends, to the extent paid out of the current or accumulated earnings and profits (as determined for U.S. federal income tax purposes). The amount of distribution of property other than cash will be the fair market value of such property on the date of the distribution. Such cash or non-cash income, including withheld taxes, will be includable in a U.S. holder’s gross income as ordinary income on the day actually or constructively received by such U.S. holder in the case of shares, or by the depository, in the case of ADSs. Such dividends received by a U.S. holder will not be eligible for the “dividends-received deduction” allowed to U.S. corporations in respect of dividends received from other U.S. corporations. To the extent that an amount received by a U.S. holder exceeds such holder’s allocable share of our current and accumulated earnings and profits, such excess will be applied first to reduce such holder’s tax basis in its shares or ADSs, thereby increasing the amount of gain or decreasing the amount of loss recognized on a subsequent disposition of the shares or ADSs. Then, to the extent such distribution exceeds such U.S. holder’s

tax basis, such excess will be treated as capital gain. However, we do not expect to keep earnings and profits in accordance with U.S. federal income tax principles. Therefore, U.S. holders should expect that a distribution will generally be treated as a dividend.

The amount of the dividend paid in Japanese yen will be the U.S. dollar value of the Japanese yen payments received. This value will be determined at the spot Japanese yen/U.S. dollar rate on the date the dividend is received by the depositary in the case of U.S. holders of ADSs, or by the shareholder in the case of U.S. holders of shares, regardless of whether the dividend payment is in fact converted into U.S. dollars at that time. If the Japanese yen received as a dividend are not converted into U.S. dollars on the date of receipt, a U.S. holder will have basis in such Japanese yen equal to their dollar value on the date of receipt, and any foreign currency gains or losses resulting from the conversion of the Japanese yen will generally be treated as U.S. source ordinary income or loss.

The maximum rate of withholding tax on dividends paid to you pursuant to the Treaty is 10%. As discussed under “—Japanese Taxation” above, you will be required to properly demonstrate to us and the Japanese tax authorities your entitlement to the reduced withholding rate under the Treaty. Subject to certain limitations, the Japanese tax withheld will be creditable against the U.S. holder’s U.S. federal income tax liability or may be claimed as a deduction from the U.S. holder’s federal adjusted gross income provided that the U.S. holder elects to deduct all foreign taxes paid on the same taxable year. For foreign tax credit limitation purposes, the dividend will be income from sources outside the United States. The limitation on foreign taxes eligible for credit is calculated separately with respect to specific classes of income. For this purpose, dividends we pay will generally constitute “passive income.” Further, in certain circumstances, if a U.S. holder:

- has held shares or ADSs for less than a specified minimum period during which such U.S. holder is not protected from the risk of loss; or
- is obligated to make payments related to the dividends,

such U.S. holder will not be allowed a foreign tax credit for foreign taxes imposed on dividends paid on shares or ADSs. The rules governing U.S. foreign tax credits are very complex and U.S. holders should consult their tax advisors regarding the availability of foreign tax credits under their particular circumstances.

With respect to non-corporate U.S. investors, certain dividends received before January 1, 2011 from a qualified foreign corporation may be subject to reduced rates of taxation. A qualified foreign corporation includes a corporation that is eligible for the benefits of a comprehensive income tax treaty with the United States which the U.S. Treasury Department determines to be satisfactory for these purposes and which includes an exchange of information provision. The U.S. Treasury Department has determined that the Treaty meets these requirements. In addition, it is expected that we will be eligible for the benefits of the Treaty. However, a foreign corporation is also treated as a qualified foreign corporation with respect to individuals paid by that corporation on shares (or ADSs backed by such shares) that are readily tradable on an established securities market in the United States. United States Treasury Department guidance indicates that our ADSs will, upon listing on the New York Stock Exchange, be readily tradable on an established securities market in the United States. There can be no assurance that our ADSs will be considered readily tradable on an established securities market in later years. Non-corporate holders who do not meet a minimum holding period requirement during which they are not protected from a risk of loss or that elect to treat the dividend income as “investment income” pursuant to Section 163(d)(4) of the Code will not be eligible for the reduced rates of taxation. In addition, the rate reduction will not apply to dividends if the recipient of a dividend is obligated to make related payments with respect to positions in substantially similar or related property. This disallowance applies even if the minimum holding period has been met. U.S. holders should consult their own tax advisors regarding the application of the foregoing rules to their particular circumstances.

Taxation of Capital Gains

Upon a sale or other disposition of shares or ADSs, a U.S. holder will recognize gain or loss in an amount equal to the difference between the U.S. dollar value of the amount realized and the U.S. holder’s tax basis,

determined in U.S. dollars, in such shares or ADSs. Such gain or loss will be capital gain or loss and will be long-term capital gain or loss if the U.S. holder's holding period for such shares or ADSs exceeds one year. A U.S. holder's tax basis in its shares or ADSs will generally be the cost to the holder of such shares or ADSs. Any such gain or loss realized by a U.S. holder upon disposal of the shares or ADSs will generally be income or loss from sources within the United States for foreign tax credit limitation purposes. The deductibility of capital losses is subject to limitations.

Passive Foreign Investment Company Rules

Based on our projected composition of income and valuation of assets, including goodwill, we do not believe that we will be a passive foreign investment company ("PFIC") for this year and do not expect to become one in the future, although there can be no assurance in this regard. However, PFIC status is a factual determination that is made annually. Accordingly, it is possible that we may become a PFIC in the current or any future taxable year due to changes in valuation or composition of our income or assets. In addition, this determination is based in part upon certain proposed U.S. Treasury regulations that are not yet in effect (the "Proposed Regulations") and are subject to change in the future. The Proposed Regulations and other administrative pronouncements from the IRS provide special rules for determining the character of income and assets derived in the banking business for purposes of the PFIC rules. Although we believe we have adopted a reasonable interpretation of the Proposed Regulations and administrative pronouncements, there can be no assurance that the IRS will follow the same interpretation.

In general, a foreign corporation is considered a PFIC for any taxable year if either:

- at least 75% of its gross income is passive income; or
- at least 50% of the value of its assets is attributable to assets that produce or are held for the production of passive income.

The 50% of value test is based on the average of the value of our assets for each quarter during the taxable year. If we own at least 25% by value of another company's stock, we will be treated, for purposes of the PFIC rules, as owning the proportionate share of the assets and receiving our proportionate share of the income of that company.

If we are a PFIC for any taxable year during which a U.S. holder holds the common stock, the U.S. holder will be subject to special tax rules with respect to any "excess distribution" that the U.S. holder receives and any gain the U.S. holder realizes from the sale or other disposition (including a pledge) of the common stock.

These special tax rules generally will apply even if we cease to be a PFIC in future years. Distributions U.S. holders receive in a taxable year that are greater than 125% of the average annual distributions they received during the shorter of the three preceding taxable years or their holding period for the common stock will be treated as excess distributions. Under these special tax rules:

- the excess distribution or gain will be allocated ratably over the U.S. holder's holding period for the common stock;
- the amount allocated to the current taxable year, and any taxable year prior to the first taxable year in which we were a PFIC, will be treated as ordinary income; and
- the amount allocated to each other year will be subject to tax at the highest tax rate in effect for that year, and the interest charge generally applicable to underpayments of tax will be imposed on the resulting tax attributable to each such year.

Alternatively, a U.S. holder could make a mark-to-market election provided that our common stock is regularly traded on a qualified exchange or other market. Our common stock is listed and regularly traded on the Tokyo Stock Exchange, so this election will be available to U.S. holders. In addition, a U.S. holder of shares in a PFIC can sometimes avoid the rules described above by electing to treat the company as a "qualified electing

fund” under section 1295 of the Code. This option is not available to U.S. holders of common stock because we do not intend to comply with the requirements necessary to permit U.S. Holders to make this election.

If a U.S. holder holds common stock in any year in which we are classified as a PFIC, such holder would be required to file IRS Form 8621.

U.S. holders should consult their own tax advisors concerning the determination of our PFIC status and the U.S. federal income tax consequences of holding common stock if we are considered a PFIC in any taxable year.

Information Reporting and Backup Withholding

In general, information reporting requirements will apply to dividends in respect of the shares or the proceeds from the sale, exchange or redemption of the shares paid within the United States, and, in some cases, outside of the United States, to you, unless you are an exempt recipient, such as a corporation. In addition, backup withholding tax may apply to those amounts if you fail to provide an accurate taxpayer identification number or fail either to report interest and dividends required to be shown on your U.S. federal income tax returns or make certain certifications. The amount of any backup withholding from a payment to you will be allowed as a refund or credit against your U.S. federal income tax liability, provided you furnish the required information to the IRS.

10.F. Dividends and Paying Agents

Not applicable.

10.G. Statement by Experts

Not applicable.

10.H. Documents on Display

We file reports, including annual reports on Form 20-F, and other information, including information filed on Form 6-K, with the U.S. Securities and Exchange Commission. These reports, including this annual report on Form 20-F and the exhibits thereto, and other information can be inspected without charge at the Commission’s Public Reference Room at 100 F Street, N.E., Washington, D.C. 20549. You can also obtain copies of such materials by mail, at prescribed fees, from the Commission’s Public Reference Room or from commercial document retrieval services. You may obtain information on the operation of the Commission’s Public Reference Room by calling the Securities and Exchange Commission in the United States at 1-800-SEC-0330. You can also access to the documents filed via the Electronic Data Gathering, Analysis, and Retrieval system on the Commission’s website (<http://www.sec.gov>).

10.I. Subsidiary Information

Not applicable.

ITEM 11. QUANTITATIVE AND QUALITATIVE DISCLOSURES ABOUT MARKET RISK

Progress in financial deregulation and internationalization has led to rapid growth in the diversity and complexity of banking operations, exposing financial institutions to various risks, including credit, market operations, information technology, legal, settlement and other risks. We recognize the conducting of operations tailored to the risks and managing such risks as a key issue relating to overall management. In order to implement our business strategy while maintaining our financial stability, we maintain comprehensive risk management and control measures. We maintain basic policies for risk management established by our board of directors that are applicable to the entire Mizuho group. These policies clearly define the kinds of risks to be managed, set forth the organizational structure and provide for the human resources training necessary for appropriate levels of risk management. The policies also provide for audits to measure the effectiveness and suitability of the risk management structure. In line with these basic policies, we maintain various measures to strengthen and enhance the sophistication of our risk management system.

Approach to Basel II

Current regulations for international standards of the health of banks, first implemented in 1992, have been revised in light of developments in risk management methods in order to better reflect the actual substance of the risks. These amended regulations, known as “Basel II,” were implemented in Japan beginning in March 2007. These regulations focus on three main points. The first is minimum capital requirements relating to risk which should be maintained by banks, with respect to which the calculation method for credit risk was changed and operational risk was added. The second is a supervisory review process with respect to assessment of risks that cannot be fully addressed through minimum capital requirements alone. The third is market discipline allowing for assessment by the market through appropriate disclosure. Based on the principles of Basel II, we prepared for the implementation of the prescribed procedures and in March 2007 obtained the necessary approvals of regulators with respect to the use of calculation methods for each type of risk. In addition, we are moving forward with a plan to transition to advanced approaches for the calculation of credit risk and operational risk.

Risk Management

Risk Management Structure

Each of our subsidiaries adopts appropriate risk management measures for its business based on the size and nature of its risk exposures, while Mizuho Financial Group controls risk management for the Mizuho group as a whole. Mizuho Financial Group regularly receives reports and applications concerning the risk management situation from our principal banking subsidiaries and other core group companies and gives them appropriate instructions concerning risk management. Our principal banking subsidiaries and other core group companies each maintains its own system for managing various types of risk, regularly receiving reports on the status of risk at their respective subsidiaries, and gives them appropriate instructions concerning risk management.

Basic Approach

We classify our risk exposures according to the various kinds of risk, including credit risk, market risk, liquidity risk and operational risk, and manage each type of risk according to its characteristics. In addition to managing each type of risk individually, we have established a risk management structure to identify and evaluate overall risk and, where necessary, to devise appropriate responses to keep risk within limits that are managerially acceptable in both qualitative and quantitative terms. In line with the basic policies relating to overall risk management laid down by Mizuho Financial Group, companies within the Mizuho group identify risk broadly and take a proactive and sophisticated approach to risk management, including methodologies for operations that involve exposures to multiple categories of risk such as settlement and trust businesses.

Risk Capital Allocation

We endeavor to obtain a clear grasp of the group’s overall risk exposure and have implemented measures to keep such risks within the group’s financial base in accordance with the risk capital allocation framework. More

specifically, we allocate risk capital to our principal banking subsidiaries, including their respective subsidiaries, and other core group companies to control risk within the limits set for each company. We also control risk within managerially acceptable limits by working to ensure that the overall risk we hold on a consolidated basis does not exceed shareholders' equity and other measures of financial strength. To ensure the ongoing financial health of Mizuho Financial Group, our principal banking subsidiaries and other core group companies, we regularly monitor the manner in which risk capital is being used in order to obtain a proper grasp of the risk profile within this framework. Reports are also submitted to the board of directors and other committees of each company. Risk capital is allocated to Mizuho Corporate Bank, Mizuho Bank, Mizuho Securities and Mizuho Trust & Banking by risk category, and is further allocated within their respective business units based on established frameworks.

Credit Risk Management

We define credit risk as the Mizuho group's exposure to the risk of losses that may be incurred due to a decline in, or total loss of, the value of assets and off-balance-sheet instruments, as a result of deterioration in a counterparty's financial position. We have established the methods and structures necessary for grasping and managing credit risk, which has become increasingly complex due to financial deregulation, internationalization and the growing sophistication of transactions. Mizuho Financial Group manages credit risk for the Mizuho group as a whole. More specifically, we have adopted two different but mutually complementary approaches in credit risk management. The first approach is "credit management," in which we manage the process for each individual transaction and individual obligor from execution until collection, based on our assessment of the credit quality of the customer. Through this process, we curb losses in the case of a credit event. The second is "credit portfolio management," in which we utilize statistical methods to assess the potential for losses related to credit risk. Through this process, we identify credit risk and respond appropriately.

Credit Risk Management Structure

Credit Risk Management of the Mizuho Group

Our board of directors determines the Mizuho group's basic credit risk management policies. In addition, the portfolio management committee of Mizuho Financial Group discusses and coordinates basic credit risk policy and overall credit portfolio management and monitoring for the Mizuho group. The chief risk officer of Mizuho Financial Group is responsible for matters relating to credit risk management planning and operations. The Risk Management Division and the Credit Risk Management Division of Mizuho Financial Group jointly monitor, analyze and submit suggestions concerning credit risk and formulate and execute plans in connection with basic matters pertaining to credit risk management.

Credit Risk Management at Our Principal Banking Subsidiaries and Other Core Group Companies

Our principal banking subsidiaries and other core group companies manage their credit risk according to the scale and nature of their exposures in line with basic policies set forth by Mizuho Financial Group. Each company's board of directors determines key matters pertaining to credit risk. Our principal banking subsidiaries have each established business policy committees to discuss and coordinate overall management of their individual credit portfolios and transaction policies towards obligors. The senior executive officer of each principal banking subsidiary responsible for risk management oversees matters relating to credit risk management planning and operations. The credit risk management division of each principal banking subsidiary is responsible for credit management and credit risk measuring and monitoring, and such division regularly presents reports regarding the risk management situation of such banking subsidiary to Mizuho Financial Group. Individual credit examination divisions approve individual transactions in accordance with the lines of authority set forth in the basic policies for credit risk management. To provide checks and balances, each of our principal banking subsidiaries has also established credit review divisions to function as internal auditors that are independent of the business divisions.

Individual Credit Management

Our principal banking subsidiaries use a unified credit rating system and credit risk measurement tools to ascertain and monitor the status of their portfolios. They are also improving their credit decisions and post-transaction management functions by examining individual transactions from these viewpoints, providing internal audits and risk management guidance to individual business promotion offices. Mizuho Securities and other core group companies follow credit risk management procedures that suit the characteristics of their respective business sectors.

Credit business regulations

The basic code of conduct for all of our officers and employees engaged in the credit business is set forth in our credit business regulations. Seeking to fulfill the bank's public and social role, our basic policy for credit business is determined in light of fundamental principles focusing on public welfare, safety, growth and profitability.

Internal Rating System

One of the most important elements of the risk management infrastructure of our principal banking subsidiaries is the use of an internal rating system that consists of credit ratings and pool allocations. Credit ratings consist of obligor ratings which represent the level of credit risk of the obligor, and transaction ratings which represent the possibility of ultimately incurring losses related to each individual claim by taking into consideration the nature of any collateral or guarantee and the seniority of the claim. In principle, obligor ratings apply to all obligors and are subject to regular reviews at least once a year to reflect promptly the fiscal period end financial results of the obligors, as well as special reviews as required whenever an obligor's credit standing changes. This enables our principal banking subsidiaries to monitor both individual obligors and the status of the overall portfolio in a timely fashion. Because we consider obligor ratings to be an initial phase of the self-assessment process regarding the quality of our loans and off-balance-sheet instruments, such obligor ratings are closely linked to the obligor classifications and are an integral part of the process for determining the provision for loan losses and charge-offs in our self-assessment of loans and off-balance-sheet instruments. Pool allocations are applied to small claims that are less than a specified amount by pooling customers and claims with similar risk characteristics and assessing and managing the risk for each such pool. We efficiently manage credit risk and credit screening by dispersing a sufficient number of small claims within each pool.

Self-assessment, provision for loan losses and off-balance-sheet instruments and charge-offs

We conduct self-assessment of assets to ascertain the status of assets both as an integral part of credit risk management and in preparation for appropriate accounting treatment, including provision for loan losses and off-balance-sheet instruments and charge-offs. During the process of self-assessment, obligors are categorized into certain groups taking into consideration their financial condition and their ability to make payments, and credit ratings are assigned to all obligors, in principle, to reflect the extent of their credit risks. The related assets are then categorized into certain classes based on the risk of impairment. This process allows us to identify and control the actual quality of assets and determine the appropriate accounting treatment, including provision for loan losses and off-balance-sheet instruments and charge-offs. Specifically, the credit risk management division of each of our principal subsidiaries is responsible for the overall control of the self-assessment of assets of the respective banking subsidiaries, cooperating with the administrative divisions specified for each type of asset, including loan portfolios and securities, in executing and managing self-assessments.

Credit screening

Prevention of new impaired loans through routine credit management is important in maintaining the quality of our overall loan assets. Credit decisions involve analysis and screening of each potential transaction within the relevant business division. In case the screening exceeds the authority of the division, the credit division at headquarters carries out the screening. The credit division has specialist departments for different industries,

business sizes and regions, carries out timely and specialized examinations based on the characteristics of the customer and its market, and provides appropriate advice to the business division. In addition, in the case of obligors with low credit ratings and high downside risks, the business division and credit division jointly clarify their credit policy and in appropriate cases assist obligors at an early stage in working towards rehabilitation.

Collection and disposal of impaired loans

With respect to collection and disposal of impaired loans, a specialist unit is designed to pursue corporate revitalization or collection efforts as appropriate. Specifically, this typically involves business transfers, mergers and acquisitions, obtaining funding from business revitalization funds and the bulk sale of impaired loans. In addition, we concentrate our loan collection needs into Mizuho Servicing Co., Ltd., our subsidiary that specializes in performing collection services for our group companies.

Portfolio Management

Risk Measurement

We use statistical methods to manage the possibility of loan losses by measuring the expected average loss for a one-year risk horizon (“credit cost”) and the maximum loss within a certain confidence interval (“credit VaR”).

In establishing transaction spread guidelines for credit transactions, we aim to ensure an appropriate return from the transaction in light of the level of risk by utilizing credit cost data as a reference. Also, we monitor our credit portfolio from various perspectives and set certain limits so that losses incurred through a hypothetical realization of the full credit VaR amount would be within the amount of risk capital and loan loss reserves.

Risk Control Methods

We recognize two types of risk arising from allowing too large a proportion of overall credit risk to be allocated in certain areas. One type is “credit concentration risk,” which stems from granting excessive credit to certain individual counterparties. The other type is “chain-reaction default risk,” which arises from granting excessive credit to certain corporate groups, industrial sectors and other groupings. We manage these risks in line with our specific guidelines for each. The individual risk management divisions of our principal banking subsidiaries are responsible for monitoring adherence to these guidelines and reporting to their respective business policy committees.

Portfolios of Our Principal Banking Subsidiaries and Certain Other Core Group Companies

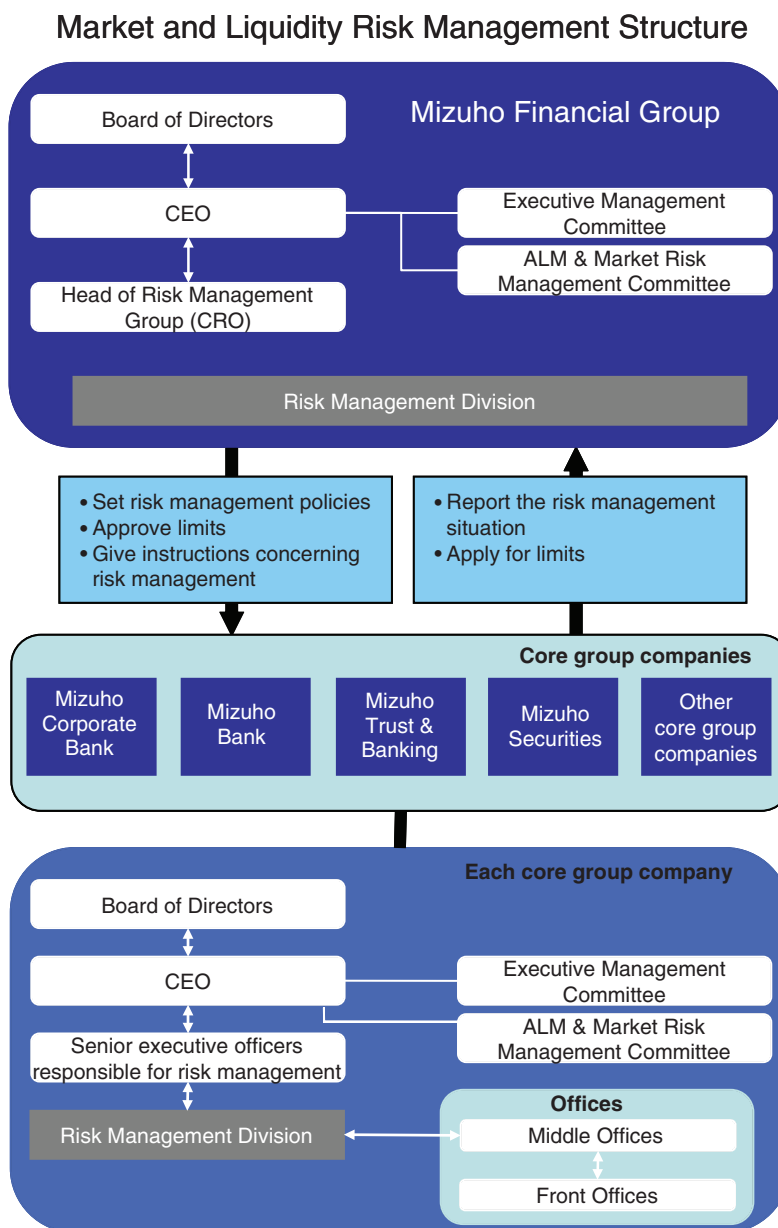
Mizuho Bank’s portfolio is diversified among relatively small accounts centered on individuals, domestic corporations including mainly small and medium-sized enterprises and middle-market corporations, public sector entities and other customers in Japan. While Mizuho Corporate Bank’s credit portfolio consists primarily of loans to Japanese public companies and other major Japanese enterprises, it also includes a significant proportion of loans to overseas corporations, including foreign subsidiaries of Japanese corporations, that are diversified in terms of the regions in which the borrowers are located. While retaining the principal features of each of the two banking subsidiaries’ respective portfolios, we aim to reduce expected losses while simultaneously utilizing sophisticated financial tools based on which they make strategic acquisitions and sales of assets. While closely monitoring the potential for unexpected losses, they also aim to raise overall group capital efficiency, boost profitability and shareholder value, and enhance the sophistication of their credit risk management. To control credit concentration in certain companies, Mizuho Trust & Banking and Mizuho Securities have set credit limits according to their customers’ creditworthiness and control their portfolios in an appropriate manner by adhering to these limits.

Market and Liquidity Risk Management

We define market risk as the risk of losses incurred by the group due to fluctuations in interest rates, stock prices and foreign exchange rates. Our definition includes the risk of losses incurred when it becomes impossible

to execute transactions in the market because of market confusion or losses arising from transactions at prices that are significantly less favorable than usual. We define liquidity risk as the risk of losses arising from funding difficulties due to a deterioration in our financial position that makes it difficult for us to raise necessary funds or that forces us to raise funds at significantly higher interest rates than usual. Mizuho Financial Group manages market and liquidity risk for the Mizuho group as a whole.

The following diagram shows our risk management structure:



Market Risk Management Structure

Market Risk Management of the Mizuho Group

Our board of directors determines key matters pertaining to market risk management policies. The ALM & market risk management committee of Mizuho Financial Group broadly discusses and coordinates matters

relating to basic asset and liability management policies, risk planning and market risk management and proposes responses to emergencies such as sudden market changes. The chief risk officer of Mizuho Financial Group is responsible for matters relating to market risk management planning and operations.

The Risk Management Division of Mizuho Financial Group is responsible for monitoring market risk, reports and analyses, proposals, setting limits and guidelines, and formulating and implementing plans relating to market risk management. The Risk Management Division assesses and manages overall market risk of the Mizuho group. It also receives reports from our principal banking subsidiaries and other core group companies on their market risk management that enable it to obtain a solid grasp of the risk situation, submitting reports to the chief executive officer on a daily basis and to our board of directors and the executive management committee of Mizuho Financial Group on a regular basis.

To manage market risk, we set limits that correspond to risk capital allocations according to the risk profiles of our principal banking subsidiaries and other core group companies and thereby prevent market risk from exceeding our ability to withstand losses based on our financial strength represented by capital, etc. The amount of risk capital allocated to market risk corresponds to VaR and additional costs that may arise in order to close relevant positions. For trading and banking activities, we set limits for VaR and for losses. For banking activities, we set position limits based on interest rate sensitivity as needed.

These limits are discussed and coordinated by the ALM & market risk management committee, discussed further by the executive management committee, then determined by the chief executive officer. Various factors are taken into account including business strategies, historical limit usage ratios, risk-bearing capacity (profits, total capital and risk management systems), profit targets and the market liquidity of the products involved.

Market Risk Management at Our Principal Banking Subsidiaries and Other Core Group Companies

Our principal banking subsidiaries and Mizuho Securities which account for most of the Mizuho group's exposure to market risk have formulated their basic policies in line with the basic policies determined by Mizuho Financial Group. Their boards of directors determine important matters relating to market risk management while their chief executive officers are responsible for controlling market risk. Their respective business policy committees, including their ALM & market risk management committees, are responsible for overall discussion and coordination of market risk management. Specifically, these committees discuss and coordinate matters relating to basic asset and liability management policies, risk planning and market risk management and propose responses to emergencies such as sudden market changes. The chief risk officer of each subsidiary is responsible for matters pertaining to planning and implementing market risk management. Based on a common group risk capital allocation framework, the above-mentioned subsidiaries manage market risk by setting limits according to the risk capital allocated to market risk by Mizuho Financial Group.

These companies have established specialized company-wide market risk management divisions to provide integrated monitoring of market risk, submit reports, analyses and proposals, set limits and formulate and implement plans relating to market risk management. The risk management divisions of each company submit reports on the status of market risk management to their respective chief executive officers and top management on a daily basis, and to their board of directors and executive management committee on a regular basis. They also provide regular reports to Mizuho Financial Group. To provide a system of mutual checks and balances in market operations, they have established middle offices specializing in risk management that are independent of their front offices, which engage in market transactions, and their back offices, which are responsible for book entries and settlements. When VaR is not adequate to control risk, the middle offices manage risk using additional risk indices, carry out stress tests and set stop loss limits as needed. They monitor their market liquidity risk for individual financial products in the market while taking turnover and other factors into consideration.

Liquidity Risk Management Structure

Liquidity Risk Management of the Mizuho Group

Our liquidity risk management structure is generally the same as the market risk management structure described above. However, the head of the Financial Control & Accounting Group of Mizuho Financial Group is additionally responsible for matters relating to planning and running cash flow management operations, while the Financial Planning Division is responsible for monitoring and adjusting the cash flow management situation and for planning and implementing cash flow management. Reports on the cash flow situation are submitted to the ALM & market risk management committee, the executive management committee and the chief executive officer.

We measure liquidity risk using indices pertaining to cash flow, such as limits on funds raised in the market. Limits on liquidity risk are discussed and coordinated by the ALM & market risk management committee, discussed further by the executive management committee and determined by the chief executive officer. We have established classifications for the cash flow conditions affecting the group, ranging from “normal” to “cause for concern” and “critical,” and have established procedures for dealing with cases which are deemed to fall into the “cause for concern” or “critical” categories. In addition, we have constructed a system under which we will be able to respond smoothly in the event of emergency situations that affect our funding by establishing action plans.

Liquidity Risk Management at Our Principal Banking Subsidiaries and Other Core Group Companies

The liquidity risk management structures of Mizuho Corporate Bank, Mizuho Bank, Mizuho Trust & Banking and Mizuho Securities are generally the same as the aforementioned market risk management structures, but the senior executives responsible for risk management are responsible for matters pertaining to planning and conducting liquidity risk management, while the senior executives of the asset and liability management and trading units are responsible for matters pertaining to planning and conducting cash flow management.

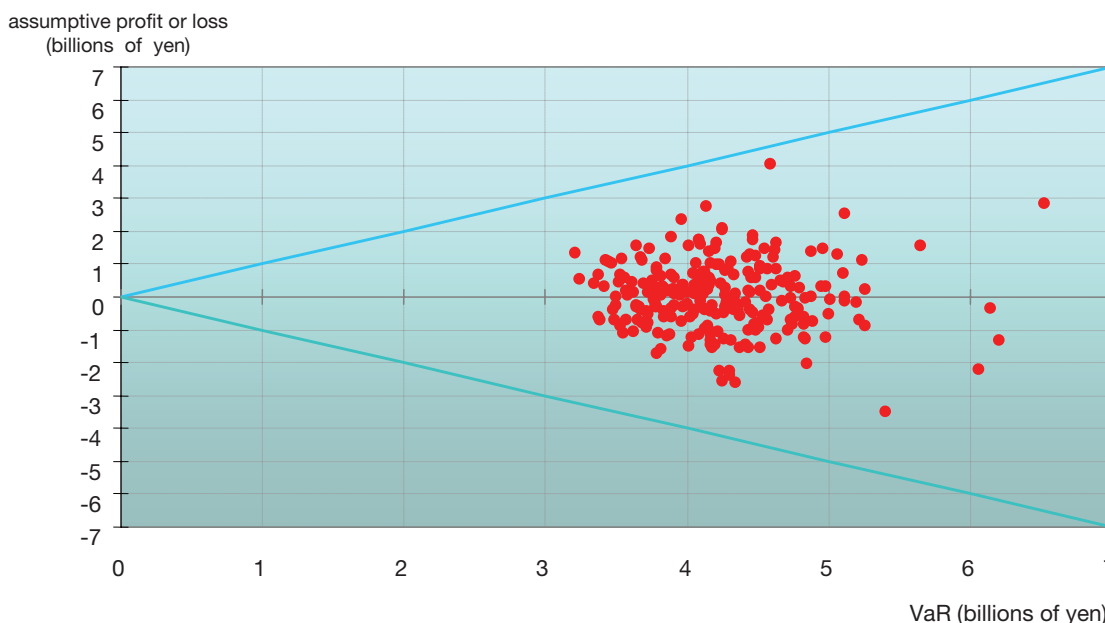
The methodologies used for ensuring precise control of liquidity risk include the formulation of management indices pertaining to cash flow, such as limits on funds raised in the market. As with Mizuho Financial Group, the above-mentioned companies have established classifications for the cash flow affecting them, ranging from “normal” to “cause for concern” and “critical,” and have established procedures for cases which are deemed to fall into the “cause for concern” or “critical” categories.

Each subsidiary has adopted stringent controls that call for the submission of reports on liquidity risk management and cash flow management to the ALM & market risk management committee and other business policy committees, the executive management committee and the chief executive officer of each subsidiary.

Back Testing and Stress Testing

In order to evaluate the effectiveness of market risk measurements calculated using the value-at-risk method, we carry out regular back tests to compare value-at-risk with assumptive profits and losses. The graph below shows daily value-at-risk of trading activities for the fiscal year ended March 31, 2007, and the corresponding paired distribution of profits and losses:

Back Testing for the fiscal year ended March 31, 2007



We had no cases where profits/losses exceeded value-at-risk during the period, and we believe this confirms that our internal value-at-risk models are reasonably accurate in measuring our group’s market risk exposure.

Because the value-at-risk method is based on statistical assumptions, we conduct stress testing to simulate the levels of losses that could be incurred in cases where the market moves suddenly to levels that exceed these assumptions. The stress testing methods we use include the calculation of losses on the basis of the largest fluctuations occurring over a period of more than five years and the calculation of losses based on market fluctuations occurring during historical market events. The table below shows the assumed maximum loss results of stress testing in trading activities using the methods described above:

	<u>As of March 31, 2007</u>
	<u>(in billions of yen)</u>
Assumed maximum loss result calculated by stress testing	¥47.4

Outlier Criteria

As part of the new capital adequacy requirements under Basel II, the losses arising from a banking book in hypothetical interest rate shock scenarios under certain stress conditions are calculated and compared with the sum of Tier 1 and Tier 2 capital. If the interest rate risk of the banking book leads to an economic value decline of more than 20% of the sum of Tier 1 and Tier 2 capital, we will be deemed an “outlier” and may be required to reduce the banking book risk or adopt other responses. We measure losses arising from our banking book each month as a part of our stress tests.

The table below shows the results of calculations of losses in the banking book in cases where interest rate fluctuations occur under stress conditions. The results of calculations of losses in the banking book show that they are 7.1% of broadly-defined capital. Because the amount of risk on the banking book is therefore well under the 20% threshold and within controllable limits, we do not fall under the “outlier” category.

<u>Results of calculations under the outlier framework</u>	<u>Amount of loss</u>	<u>Broadly-defined capital</u>	<u>Loss ratio to capital</u>
	(in billions of yen, except percentages)		
As of March 31, 2005	¥429.6	¥8,020.2	5.4%
As of March 31, 2006	161.3	8,993.2	1.8
As of March 31, 2007	626.1	8,841.3	7.1
Effect of yen interest rate	382.5		
Effect of dollar interest rate	212.2		
Effect of euro interest rate	27.9		

Notes:

- (1) In the above results of calculations of losses, a part of demand deposits without fixed intervals for amending applicable interest rates is deemed core deposits and is treated accordingly in the calculation.
- (2) For the interest rate shock scenario used in connection with the above figures, we generate annual rate fluctuation data for five years derived from daily raw historical interest rate data of the past six years and then apply the actual fluctuation data, which show a rise in interest rates, at a 99.0% confidence level to the shock scenario.

Value-at Risk

We use the value-at-risk (VaR) method, supplemented with stress testing, as our principal tool to measure market risk. The value-at-risk method measures the maximum possible loss that could be incurred due to market movements within a certain time period (or holding period) and degree of probability (or confidence interval).

Trading Activities

VaR related to our trading activities is based on the following:

- variance co-variance model for linear risk and monte-carlo simulation for non-linear risk;
- confidence interval: one-tailed 99.0%;
- holding period of one day; and
- historical observation period of one year.

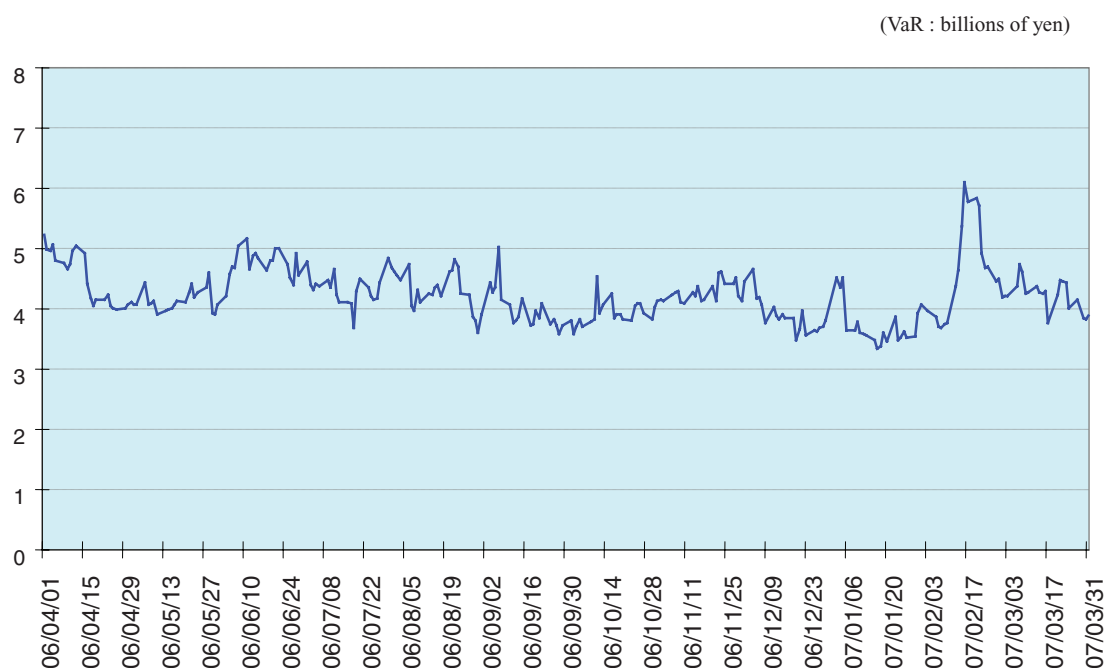
The following tables show the VaR related to our trading activities by risk category for the fiscal years ended March 31, 2005, 2006 and 2007 and as of March 31, 2005, 2006 and 2007:

<u>Risk category</u>	<u>For the fiscal year ended March 31, 2005</u>			<u>As of March 31, 2005</u>
	<u>Daily average</u>	<u>Maximum</u>	<u>Minimum</u>	
	(in billions of yen)			
Interest rate	¥1.9	¥3.7	¥0.9	¥1.2
Foreign exchange	1.1	2.8	0.3	0.6
Equities	0.9	1.5	0.6	0.9
Commodities	0.1	0.6	0.0	0.1
Total	<u>¥2.9</u>	<u>¥4.3</u>	<u>¥2.0</u>	<u>¥2.2</u>

<u>Risk category</u>	<u>For the fiscal year ended March 31, 2006</u>			<u>As of</u>
	<u>Daily average</u>	<u>Maximum</u>	<u>Minimum</u>	<u>March 31, 2006</u>
	(in billions of yen)			
Interest rate	¥1.7	¥2.7	¥1.1	¥2.4
Foreign exchange	1.1	1.8	0.3	0.9
Equities	1.4	3.2	0.5	3.0
Commodities	0.2	1.7	0.0	0.1
Total	¥3.2	¥5.5	¥2.0	¥5.1

<u>Risk category</u>	<u>For the fiscal year ended March 31, 2007</u>			<u>As of</u>
	<u>Daily average</u>	<u>Maximum</u>	<u>Minimum</u>	<u>March 31, 2007</u>
	(in billions of yen)			
Interest rate	¥2.3	¥3.9	¥1.4	¥1.5
Foreign exchange	1.2	4.0	0.5	1.8
Equities	1.8	3.5	0.7	1.8
Commodities	0.2	0.4	0.0	0.3
Total	¥4.3	¥6.5	¥3.2	¥3.9

The following graph shows VaR figures of our trading activities for the fiscal year ended March 31, 2007:



The following table shows VaR figures of our trading activities for the fiscal years indicated:

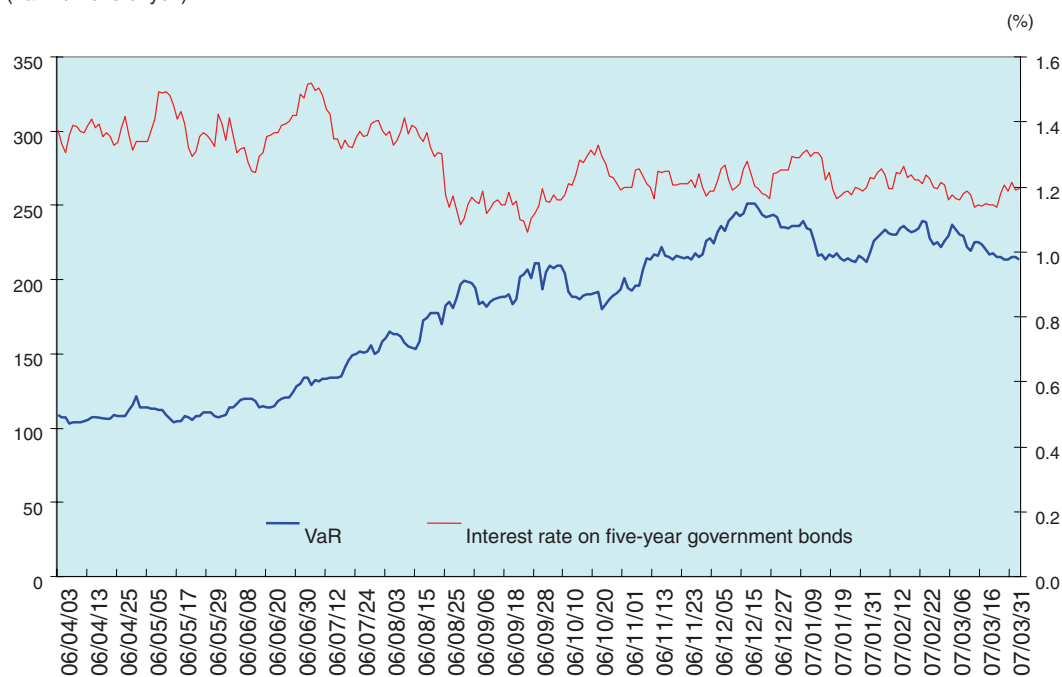
	<u>Fiscal years ended March 31,</u>		
	<u>2005</u>	<u>2006</u>	<u>2007</u>
	(in billions of yen, except number of cases)		
Maximum	¥ 4.3	¥ 5.5	¥ 6.5
Minimum	2.0	2.0	3.2
Average	2.9	3.2	4.3
The number of cases where profits/losses exceeded VaR	no cases	no cases	no cases

Non-trading Activities

The VaR related to our banking activities is based on the same conditions as those of trading activities, but the holding period is one month.

The graph below shows the VaR related to our banking activities excluding our strategic equity portfolio for the year ended March 31, 2007.

(VaR: billions of yen)



The following table shows the VaR figures relating to our banking activities denominated in yen for the fiscal years indicated:

	Fiscal years ended March 31,		
	2005	2006	2007
	(in billions of yen)		
Maximum	¥301.5	¥247.2	¥251.5
Minimum	186.1	152.8	103.1
Average	235.8	213.9	179.4

VaR is a commonly used market risk management technique. However, VaR models have the following shortcomings:

- By its nature as a statistical approach, VaR estimates possible losses over a certain period at a particular confidence level using past market movement data. Past market movement, however, is not necessarily a good indicator of future events, particularly potential future events that are extreme in nature.
- VaR may underestimate the probability of extreme market movements.
- The use of a 99.0% confidence level does not take account of, nor makes any statement about, any losses that might occur beyond this confidence level.
- VaR does not capture all complex effects of various risk factors on the value of positions and portfolios and could underestimate potential losses.

We also conduct interest sensitivity analyses of interest risk, our main source of market risk. The following table shows sensitivity to yen interest risk in our banking activities as of the dates indicated. As shown in the

table, we have reduced overall sensitivity to the risk of future increases in interest rates. Interest rate sensitivity (10 BPV) shows how much net present value varies when interest rates rise by 10 basis (0.1%), and it explains the impact of interest rate movements on net present value when short- and long-term interest rates behave differently.

	As of March 31,			Change
	2005	2006	2007	
	(in billions of yen)			
Up to one year	¥ (5)	¥ (7)	¥ (6)	¥ 1
From one to five years	(34)	(14)	(21)	(7)
Over five years	(5)	(6)	(20)	(14)
Total	¥(44)	¥(27)	¥(48)	¥(21)

Market Risk Equivalent

In order to calculate the amount of capital necessary to meet the capital requirements relating to market risk (the “market risk equivalent”), we apply internal models to calculate general market risk (risks related to factors that apply generally to the market, e.g., interest rates, foreign exchange rates) and the standardized measurement method to calculate specific risks (risks other than general market risk, e.g., credit quality and market liquidity of an individual security or instrument). In addition, our internal models are applied to trading transactions with market liquidity based on the relevant holding period. Under the internal models, the market risk equivalent is calculated by taking the greater of (i) VaR on the calculation date and (ii) the average VaR for the preceding 60 business days (including the calculation date) multiplied by a multiplication factor ranging from 3.00 to 4.00 that is determined based on the number of times VaR is exceeded upon back testing.

The following table shows total market risk equivalent as of March 31, 2007 calculated using the standardized measurement method and internal models:

	As of March 31, 2007
	(in billions of yen)
Calculated using standardized measurement method	¥138.2
Calculated using internal models	¥ 36.7
Total market risk equivalent	¥174.9

Note:

VaR used to calculate Market Risk Equivalent is based on the following:

- variance co-variance model for linear risk and monte-carlo simulation for non-linear risk;
- confidence interval: one-tailed 99.0%;
- holding period of 10 days; and
- historical observation period of one year.

Operational Risk Management

We define operational risk as the risk of loss that we may incur resulting from inadequate or failed internal processes, people and systems or from external events. We recognize that operational risk includes information technology risk, operations risk, legal risk, human resources risk, tangible asset risk, regulatory risk and reputational risk. We have determined risk management policies concerning risk management structures and methods for each kind of risk. Mizuho Corporate Bank, Mizuho Bank, Mizuho Trust & Banking, Mizuho Securities, Mizuho Investors Securities and Trust & Custody Services Bank each manage operational risk in an appropriate manner pursuant to risk management policies determined by Mizuho Financial Group.

Mizuho Financial Group, Mizuho Corporate Bank, Mizuho Bank, Mizuho Trust & Banking and Mizuho Securities share common rules for data gathering, and we measure operational risk on a regular basis, taking into account possible future loss events and the changes in the business environment and internal management.

We have established and are strengthening management methods and systems to appropriately identify, assess, measure, monitor and control the operational risks which arise from the growing sophistication and diversification of financial operations and developments relating to information technology by utilizing control self-assessments and improving measurement methods.

Certification of Information Security Management System

Mizuho Financial Group obtained certifications for the Information Security Management Systems of all divisions of the company under both the Conformity Assessment Scheme, “ISO/IEC27001: 2005,” the international standard, and “JIS Q 27001: 2006,” the domestic standard. Mizuho Bank also obtained the same certifications for its “Planning, promotion and sales supporting divisions of financial products and services for individuals, corporate and public sector customers” of the head office. Mizuho Financial Group, as the holding company for the Mizuho group, is responsible for the planning, design and promotion of information security management of its group companies and has implemented various measures to enhance our management of information security, including protection of personal information. Mizuho Financial Group will encourage its other group companies to obtain similar certifications and will continue to make efforts to further strengthen information security management of the entire group.

Operations Risk Management

Operations risk is the risk that customers may suffer service disruptions, as well as the risk that customers or the group may incur losses because senior executives or employees fail to fulfill their tasks properly, cause accidents or otherwise act improperly.

In line with our basic policies regarding operations risk management, we have established a structure for improving operations by identifying and adopting appropriate measures for mitigating operations risk. More specifically, we have established clearly defined procedures for handling operations and periodically checking the status of operational processes. We have strengthened central operational guidance and oversight and are working to improve the operational expertise of staff and the risk management capabilities of managers. We are also implementing other policies, including the introduction of information technology, office automation and centralization to ensure efficient operations that reduce human error. Further, we are improving the effectiveness of our emergency responses by holding drills and taking other steps to minimize the impact of any possible system failure or disaster on our customers.

Information Technology Risk Management

Information technology risk is the risk that customers may suffer service disruptions, or that customers or the group may incur losses arising from system defects such as failures, faults, or incompleteness in computer operations, or illegal or unauthorized use of computer systems.

In line with our basic policies regarding system risk management as well as our information security policy, we continue to make determined efforts to ensure the stability of our information technology operations and the protection and safety of informational assets relating to systems. More specifically, we are pushing ahead with various efforts, identifying and evaluating information technology-related risk, implementing risk mitigation measures based on these evaluations, ensuring ongoing project management in such areas as process management in systems development and quality control and strengthening security to prevent information leaks.

Further, we are improving the effectiveness of our emergency responses by improving our backup systems and holding drills and taking other steps to minimize the impact of any possible system failures or disasters on customers.

Reputational Risk Management

Reputational risk is the risk of incurring tangible or intangible losses as a result of damage to our credibility or the credibility of the Mizuho brand when market participants or others learn about, or the media reports on, various adverse events, including those that are inaccurate or false.

Mizuho Financial Group has established a framework under which, in the event it receives reports from companies within the Mizuho group concerning information that may have a serious impact on group management, it identifies and manages the reputational risk for the group as a whole on an integrated basis and responds to such reputational risk in a manner appropriate to its scale and nature.

Each of our group companies also works to identify rumors swiftly and minimize possible losses by devising appropriate responses depending on the urgency and possible impact of the situation.

Compliance

We consider ongoing compliance to be one of the fundamental principles of sound business management, and each of our group companies maintains its own compliance structure in line with the basic policies established by Mizuho Financial Group.

Compliance Structure

The chief executive officer of Mizuho Financial Group, Mizuho Corporate Bank and Mizuho Bank each generally oversees compliance matters of the respective company, and such chief executive officers also head their respective compliance committees at which important matters concerning compliance are discussed. The three companies also have individual compliance divisions under a chief compliance officer. These divisions are responsible for compliance planning and implementation and control overall compliance management at the respective companies. At the level of each organizational unit (such as branches and divisions) at the three companies, the head of the unit is responsible for guidance and implementation related to compliance matters within such unit, and the compliance officer or the compliance administrator at each unit reviews the status of compliance.

Other core group companies such as Mizuho Trust & Banking and Mizuho Securities have also established compliance structures adapted to the characteristics of their respective businesses.

Mizuho Financial Group monitors the status of compliance of the Mizuho group through reports submitted by our principal banking subsidiaries and other core group companies and adopts appropriate responses when necessary.

Compliance at subsidiaries of our principal banking subsidiaries and other core group companies is monitored and managed by their respective parent.

Compliance Activities

We have established the “Mizuho Code of Conduct,” which sets forth clear and concrete standards of ethical behavior, and distributed it to all directors, senior management and employees of the Mizuho group so that they are well aware of its content and act accordingly.

Each of our group companies has also prepared a compliance manual, which serves as a practical guidebook for rigorous compliance enforcement and clarifies the laws and regulations that the group companies must observe in pursuing their business activities and the compliance activities they are required to follow.

We conduct compliance training for directors, senior management and employees so that they are fully acquainted with the contents of the manual. We monitor the status of compliance levels through primary self assessments by individual organizational units and secondary assessments by the internal audit division of each company.

Every fiscal year, each of our group companies establishes a compliance program, which contains concrete measures for compliance enforcement such as measures related to the management of the compliance framework, training and assessments. Progress regarding the implementation of the compliance program is monitored every six months.

Internal Audit

Internal audits are designed as an integrated process, independent from other business operations, for evaluating the extent to which internal control achieves its objectives in key areas, including appropriate risk management, efficient and effective business operations, reliable financial reporting and compliance with laws, regulations and internal rules. We conduct internal audits from an objective and comprehensive standpoint, independent of operational reporting lines, and offer advice and remedial recommendations in connection with any problems that may be identified. Through this process, internal audits assist the boards of directors of each of our group companies to fulfill their managerial duties efficiently and effectively.

In line with the Basic Policy for Internal Audit established by Mizuho Financial Group, our principal banking subsidiaries and other core group companies conduct internal audits, which include the auditing of their respective subsidiaries. In addition, with respect to the management of risks applicable across the Mizuho group, we coordinate internal audits throughout the group to assess the risk management status of the group as a whole.

Internal Audit Management Structure

Mizuho Financial Group

Our internal audit committee determines all important matters concerning internal audits. The committee is chaired by our president and chief executive officer and is independent of our other business operations.

Our internal audit committee monitors and manages internal audits at our principal banking subsidiaries and other core group companies through internal audit reports submitted by such subsidiaries. Our internal audit committee discusses and makes decisions regarding internal audits at our principal banking subsidiaries and other core group companies and submits the results, together with the results of their examination of the internal audit reports, to our board of directors.

Mizuho Corporate Bank and Mizuho Bank

Mizuho Corporate Bank and Mizuho Bank have also established internal audit committees that are independent of their other business operations.

Mizuho Corporate Bank and Mizuho Bank have established internal audit divisions and credit review divisions to conduct internal audits at their respective domestic and overseas business offices, head office divisions and group companies. Specifically, the internal audit divisions assess the suitability and effectiveness of business activities associated with compliance and risk management. The credit review divisions audit credit ratings and the status of credit management in addition to auditing the self-assessment of assets to verify the accuracy and suitability of matters deemed necessary to assure the soundness of assets.

Other Core Group Companies

Mizuho Trust, Mizuho Securities and our other core group companies have also established effective and efficient internal audit structures adapted to the characteristics of their respective businesses.

ITEM 12. DESCRIPTION OF SECURITIES OTHER THAN EQUITY SECURITIES

Not applicable.

PART II

ITEM 13. DEFAULTS, DIVIDEND ARREARAGES AND DELINQUENCIES

None.

ITEM 14. MATERIAL MODIFICATIONS TO THE RIGHTS OF SECURITY HOLDERS AND USE OF PROCEEDS

None.

ITEM 15. CONTROLS AND PROCEDURES

We carried out an evaluation under the supervision and with the participation of our management, including our Chief Executive Officer and Chief Financial Officer, of the effectiveness of the design and operation of our disclosure controls and procedures (as defined in Rule 13a-15(e) under the Exchange Act) as of March 31, 2007. There are inherent limitations to the effectiveness of any system of disclosure controls and procedures, including the possibility of human error and the circumvention or overriding of the controls and procedures. Accordingly, even effective disclosure controls and procedures can only provide reasonable, not absolute, assurance of achieving their control objectives. Also, projections of any evaluation of effectiveness to future periods are subject to the risk that controls may become inadequate because of changes in conditions, or that the degree of compliance with the policies or procedures may deteriorate. Based upon the evaluation referred to above, our Chief Executive Officer and Chief Financial Officer concluded that the design and operation of our disclosure controls and procedures as of March 31, 2007 were effective to provide reasonable assurance that information required to be disclosed in the reports that we file or submit under the Exchange Act is recorded, processed, summarized and reported within the time periods specified in the SEC's rules and forms.

During the period covered by this annual report, there were no changes in our internal control over financial reporting that has materially affected, or is reasonably likely to materially affect, our internal control over financial reporting.

This annual report does not include a report of management's assessment regarding internal control over financial reporting or an attestation report of our independent registered public accounting firm due to a transition period established by rules of the SEC for newly public companies.

ITEM 16A. AUDIT COMMITTEE FINANCIAL EXPERT

Our board of corporate auditors has determined that Mr. Masahiro Seki is an "audit committee financial expert" as defined in Item 16A of Form 20-F and is "independent" as defined in the listing standards of the NYSE. Mr. Seki, a corporate auditor, has spent most of his career auditing Japanese companies that prepare their financial statements based on accounting standards generally accepted in the United States as well as multinational companies that operate in Japan and is a Japanese-qualified certified public accountant.

ITEM 16B. CODE OF ETHICS

Mizuho Financial Group has adopted a code of ethics, which is applicable to all directors and executive officers, as well as all managers and other employees of the Company who engage in financial reporting, accounting or disclosure. The code of ethics is included in this annual report as Exhibit 11.

ITEM 16C. PRINCIPAL ACCOUNTANT FEES AND SERVICES

Fees for Services provided by Ernst & Young ShinNihon

The aggregate fees billed by Ernst & Young ShinNihon (“E&Y”), our independent registered public accounting firm, and its affiliates, for the fiscal years ended March 31, 2006 and 2007 are presented in the following table:

	Fiscal year ended March 31,	
	2006	2007
	(in millions of yen)	
Audit fees ⁽¹⁾	¥5,169	¥3,970
Audit-related fees ⁽²⁾	1,276	1,143
Tax fees ⁽³⁾	76	60
All other fees ⁽⁴⁾	11	3
Total	<u>¥6,531</u>	<u>¥5,176</u>

Notes:

- (1) Audit fees include fees related to the audit of U.S. GAAP financial statements as well as Japanese GAAP financial statements used for home-country reporting purposes. Audit fees for the fiscal year ended March 31, 2006 were significantly higher than the audit fees for the fiscal year ended March 31, 2007 because audit fees for the fiscal year ended March 31, 2006 also included the audit fees of U.S. GAAP financial statements for the previous fiscal year pursuant to a blanket audit engagement covering both fiscal years.
- (2) Audit-related fees include fees for services relating to agreed-upon procedures on internal controls, due diligence services related to our securitization business and services related to the implementation of Section 404 of the Sarbanes-Oxley Act.
- (3) Tax fees include fees for services relating to the preparation of tax returns and tax advice.
- (4) All other fees include fees for services relating to education to improve the financial business knowledge of our employees.

Pre-Approval Policies and Procedures

We established the pre-approval policies and procedures required by the Sarbanes-Oxley Act on April 1, 2006. Under the procedures, Mizuho Financial Group, Inc. and its subsidiaries must apply to our corporate auditors for pre-approval before entering into an agreement regarding audit and permitted non-audit services with E&Y.

We follow two types of pre-approval policies and procedures:

- General pre-approval General pre-approval is required for services which are expected to be performed during a given fiscal year. Our board of corporate auditors reviews the fees for each service and the maximum amount of aggregate fees that may be incurred and authorizes pre-approval at the beginning of each fiscal year.
- Specific pre-approval For those services which have not been approved pursuant to the general pre-approval procedure, specific pre-approval by our corporate auditors is required prior to each engagement. With respect to such services, two full-time corporate auditors must provide pre-approval and report such pre-approval at the monthly meeting of the board of corporate auditors.

ITEM 16D. EXEMPTIONS FROM THE LISTING STANDARDS FOR AUDIT COMMITTEES

Mizuho Financial Group does not have an audit committee. We are relying on the general exemption contained in Rule 10A-3(c)(3) under the Exchange Act, which provides an exemption from the NYSE’s listing standards relating to audit committees for foreign companies that have a board of corporate auditors that meet the requirements set forth in Rule 10A-3(c)(3). Our reliance on Rule 10A-3(c)(3) does not, in our opinion, materially adversely affect the ability of our board of corporate auditors to act independently and to satisfy the other requirements of Rule 10A-3.

ITEM 16E. PURCHASE OF EQUITY SECURITIES BY THE ISSUER AND AFFILIATED PURCHASERS

The following table sets forth purchases of our common stock by us and our affiliated purchasers during the fiscal year ended March 31, 2007:

	<u>Total Number of Shares Purchased</u>	<u>Average Price Paid per Share</u>	<u>Total Number of Shares Purchased as Part of Publicly Announced Plans or Programs</u>	<u>Maximum Number of Shares that May Yet Be Purchased Under the Plans or Programs</u>
April 1 to April 30, 2006	68.32	¥979,058	—	—
May 1 to May 31, 2006	60.55	962,770	—	—
June 1 to June 30, 2006	36.77	895,486	—	—
July 1 to July 31, 2006	133.96	970,600	—	—
August 1 to August 31, 2006	119.67	953,363	—	—
September 1 to September 30, 2006	86.94	926,042	—	—
October 1 to October 31, 2006	81.71	921,838	—	—
November 1 to November 30, 2006	58.74	881,914	—	—
December 1 to December 31, 2006	73.52	843,480	—	—
January 1 to January 31, 2007	64.03	885,012	—	—
February 1 to February 28, 2007	68.89	865,455	—	—
March 1 to March 31, 2007	55.82	806,062	—	—
Total	<u>908.92</u>	<u>¥916,643</u>	<u>—</u>	<u>—</u>

Notes:

- (1) A total of 908.92 shares were purchased other than through a publicly announced plan or program during the fiscal year ended March 31, 2007, due to our purchase of fractional shares from registered holders of fractional shares at the current market price of those shares.
- (2) In addition to the purchases shown in the table above, on July 7, 2006 and May 28, 2007, we repurchased and cancelled 131,800 and 261,040.83 shares, respectively, of our common stock held by Mizuho Financial Strategy.

PART III

ITEM 17. FINANCIAL STATEMENTS

We have elected to provide the financial statements and related information specified in Item 18.

ITEM 18. FINANCIAL STATEMENTS

The information required by this item is set forth in our consolidated financial statements starting on page F-1 of this annual report.

ITEM 19. EXHIBITS

<u>Exhibit Number</u>	<u>Description of Exhibits</u>
1.1	Articles of Incorporation of Mizuho Financial Group, Inc., dated June 26, 2007 (English Translation)
1.2	Bylaws Regarding the Board of Directors of Mizuho Financial Group, Inc., effective from January 8, 2003 and as amended on June 27, 2006 (English Translation)*
1.3	Regulations of Board of Corporate Auditors of Mizuho Financial Group, Inc., effective from January 9, 2003 and as amended on September 25, 2006 (English Translation)*
1.4	Share Handling Regulations of Mizuho Financial Group, Inc., dated June 15, 2007 (English Translation)
2.1	Specimen of common stock certificates*
2.2	Form of American Depositary Receipt*
2.3	Form of Deposit Agreement among the registrant, The Bank of New York as Depositary and all owners and holders from time to time of American Depositary Receipts issued thereunder*
8	List of significant subsidiaries of Mizuho Financial Group, Inc.—see “Item 4.C. Information on the Company—Organizational Structure.”
11	Code of Ethics of Mizuho Financial Group, Inc.
12.1	CEO Certification required by Rule 13a-14(a) (17 CFR 240.13a-14(a)).
12.2	CFO Certification required by Rule 13a-14(a) (17 CFR 240.13a-14(a)).
13	Certification required by Rule 13a-14(b) (17 CFR 240.13a-14(b)) and Section 1350 of Chapter 63 of Title 18 of the United States Code (18 U.S.C. 1350).

* Incorporated by reference to our registration statement on Form 20-F (No. 001-33098) filed on October 19, 2006.

SELECTED STATISTICAL DATA

In preparing the selected statistical data set forth below, foreign activities are defined as business transactions that involve customers residing outside of Japan. However, as the operations of Mizuho Financial Group, Inc. and its subsidiaries (“the MHFG Group” or “the Group”) are highly integrated globally, the MHFG Group has made certain estimates and assumptions in allocating assets, liabilities, income and expense between domestic and foreign operations. The Group considers domestic and foreign activities determined by such methods to be representative of the Group’s operations.

I. Distribution of assets, liabilities and shareholders' equity; interest rates and interest differential

Average balances of balance sheet items, interest and dividend income, interest expense and average yields and rates

The following tables show the MHFG Group's average balances of balance sheet items, Interest and dividend income, Interest expense, average yields on interest-earning assets, and average rates on interest-bearing liabilities for the fiscal years ended March 31, 2005, 2006 and 2007. Average balances are generally based on a daily average. Month-end or quarter-end averages are used for certain average balances where it is not practicable to obtain applicable daily averages. The average balances determined by such methods are considered to be representative of the MHFG Group's operations.

	2005			2006			2007		
	Average balance	Interest and dividend income	Average yield	Average balance	Interest and dividend income	Average yield	Average balance	Interest and dividend income	Average yield
(in millions of yen, except percentages)									
Assets:									
Interest-earning assets:									
Interest-bearing deposits in other banks:									
Domestic	1,185,724	16,756	1.41%	876,669	25,256	2.88%	585,726	29,729	5.08%
Foreign	562,228	13,246	2.36%	623,755	25,753	4.13%	1,231,120	46,856	3.81%
Total	1,747,952	30,002	1.72%	1,500,424	51,009	3.40%	1,816,846	76,585	4.22%
Call loans and funds sold, and receivables under resale agreements and securities borrowing transactions:									
Domestic	8,270,811	4,447	0.05%	7,695,098	5,108	0.07%	7,965,490	25,396	0.32%
Foreign	5,873,191	113,136	1.93%	7,284,547	262,218	3.60%	9,574,941	477,841	4.99%
Total	14,144,002	117,583	0.83%	14,979,645	267,326	1.78%	17,540,431	503,237	2.87%
Trading account assets:									
Domestic	6,470,198	28,259	0.44%	7,832,031	20,494	0.26%	6,695,053	19,877	0.30%
Foreign	3,981,682	45,089	1.13%	3,906,496	40,794	1.04%	3,865,653	49,603	1.28%
Total	10,451,880	73,348	0.70%	11,738,527	61,288	0.52%	10,560,706	69,480	0.66%
Investments:									
Domestic	27,369,489	116,245	0.42%	30,404,607	155,345	0.51%	28,106,504	234,150	0.83%
Foreign	4,653,561	167,341	3.60%	7,566,952	295,141	3.90%	8,882,618	378,751	4.26%
Total	32,023,050	283,586	0.89%	37,971,559	450,486	1.19%	36,989,122	612,901	1.66%
Loans (Note):									
Domestic	60,500,762	935,924	1.55%	58,348,102	836,483	1.43%	58,401,018	899,095	1.54%
Foreign	5,759,531	174,985	3.04%	7,269,244	291,315	4.01%	9,641,893	478,009	4.96%
Total	66,260,293	1,110,909	1.68%	65,617,346	1,127,798	1.72%	68,042,911	1,377,104	2.02%
Total interest-earning assets:									
Domestic	103,796,984	1,101,631	1.06%	105,156,507	1,042,686	0.99%	101,753,791	1,208,247	1.19%
Foreign	20,830,193	513,797	2.47%	26,650,994	915,221	3.43%	33,196,225	1,431,060	4.31%
Total	124,627,177	1,615,428	1.30%	131,807,501	1,957,907	1.49%	134,950,016	2,639,307	1.96%
Noninterest-earning assets:									
Cash and due from banks	5,254,894			4,929,162			2,208,468		
Other noninterest-earning assets	5,610,550			6,106,938			6,323,847		
Allowance for loan losses	(2,347,552)			(1,566,891)			(1,248,843)		
Total noninterest-earning assets	8,517,892			9,469,209			7,283,472		
Total average assets	133,145,069			141,276,710			142,233,488		

Note: Average balances of loans include all nonaccrual loans. The amortized portion of net loan origination fees (costs) is included in interest income on loans.

Within total average assets, the percentage attributable to foreign activities was 16.1%, 20.3% and 24.1%, respectively, for the fiscal years ended March 31, 2005, 2006 and 2007.

	2005			2006			2007		
	Average balance	Interest expense	Average rate	Average balance	Interest expense	Average rate	Average balance	Interest expense	Average rate
(in millions of yen, except percentages)									
Liabilities and shareholders' equity:									
Interest-bearing liabilities:									
Deposits:									
Domestic	67,999,168	73,634	0.11%	60,741,984	121,644	0.20%	62,072,831	234,520	0.38%
Foreign	2,988,780	58,003	1.94%	5,489,960	154,530	2.81%	8,675,000	349,091	4.02%
Total	<u>70,987,948</u>	<u>131,637</u>	0.19%	<u>66,231,944</u>	<u>276,174</u>	0.42%	<u>70,747,831</u>	<u>583,611</u>	0.82%
Debentures—									
Domestic	8,579,960	68,669	0.80%	7,256,478	48,208	0.66%	5,629,233	34,083	0.61%
Short-term borrowings (Note):									
Domestic	19,535,953	23,584	0.12%	21,047,835	37,380	0.18%	19,220,281	81,708	0.43%
Foreign	8,385,717	158,945	1.90%	11,007,913	388,755	3.53%	12,651,419	620,465	4.90%
Total	<u>27,921,670</u>	<u>182,529</u>	0.65%	<u>32,055,748</u>	<u>426,135</u>	1.33%	<u>31,871,700</u>	<u>702,173</u>	2.20%
Trading account liabilities:									
Domestic	4,091,023	32,270	0.79%	5,145,935	33,736	0.66%	4,658,215	13,680	0.29%
Foreign	3,110,612	22,382	0.72%	3,254,557	19,103	0.59%	3,597,178	58,020	1.61%
Total	<u>7,201,635</u>	<u>54,652</u>	0.76%	<u>8,400,492</u>	<u>52,839</u>	0.63%	<u>8,255,393</u>	<u>71,700</u>	0.87%
Long-term debt:									
Domestic	5,945,685	124,218	2.09%	6,430,593	126,063	1.96%	5,796,640	161,332	2.78%
Foreign	818,874	16,868	2.06%	734,500	15,476	2.11%	455,893	18,490	4.06%
Total	<u>6,764,559</u>	<u>141,086</u>	2.09%	<u>7,165,093</u>	<u>141,539</u>	1.98%	<u>6,252,533</u>	<u>179,822</u>	2.88%
Total interest-bearing liabilities:									
Domestic	106,151,789	322,375	0.30%	100,622,825	367,031	0.36%	97,377,200	525,323	0.54%
Foreign	15,303,983	256,198	1.67%	20,486,930	577,864	2.82%	25,379,490	1,046,066	4.12%
Total	<u>121,455,772</u>	<u>578,573</u>	0.48%	<u>121,109,755</u>	<u>944,895</u>	0.78%	<u>122,756,690</u>	<u>1,571,389</u>	1.28%
Noninterest-bearing liabilities									
	7,580,961			16,343,314			15,390,390		
Shareholders' equity									
	4,108,336			3,823,641			4,086,408		
Total average liabilities and shareholders' equity									
	<u>133,145,069</u>			<u>141,276,710</u>			<u>142,233,488</u>		
Net interest income and average interest rate spread									
		<u>1,036,855</u>	0.82%		<u>1,013,012</u>	0.71%		<u>1,067,918</u>	0.68%
Net interest income as a percentage of average total interest-earning assets									
			0.83%			0.77%			0.79%

Note: Short-term borrowings consist of Due to trust accounts, Call money and funds purchased, Payables under repurchase agreements and securities lending transactions, Commercial paper, and Other short-term borrowings.

Within total average liabilities, which is the total of interest-bearing liabilities and noninterest-bearing liabilities shown in the above table, the percentage attributable to foreign activities was 12.7%, 15.9% and 19.0%, respectively, for the fiscal years ended March 31, 2005, 2006 and 2007.

Analysis of net interest income

The following tables show changes in the MHFG Group's Interest and dividend income, Interest expense, and Net interest income based on changes in volume and changes in rate for the fiscal year ended March 31, 2006 compared to the fiscal year ended March 31, 2005 and the fiscal year ended March 31, 2007 compared to the fiscal year ended March 31, 2006. Changes attributable to the combined impact of changes in rate and volume have been allocated proportionately to the changes due to volume changes and changes due to rate changes.

	Fiscal year ended March 31, 2006 versus fiscal year ended March 31, 2005			Fiscal year ended March 31, 2007 versus fiscal year ended March 31, 2006		
	Increase (decrease) due to changes in			Increase (decrease) due to changes in		
	Volume	Yield	Net change	Volume	Yield	Net change
	(in millions of yen)					
Interest and dividend income:						
Interest-bearing deposits in other banks:						
Domestic	(2,847)	11,347	8,500	(3,453)	7,926	4,473
Foreign	1,588	10,919	12,507	22,945	(1,842)	21,103
Total	(1,259)	22,266	21,007	19,492	6,084	25,576
Call loans and funds sold, and receivables under resale agreements and securities borrowing transactions:						
Domestic	(279)	940	661	186	20,102	20,288
Foreign	32,305	116,777	149,082	96,738	118,885	215,623
Total	32,026	117,717	149,743	96,924	138,987	235,911
Trading account assets:						
Domestic	8,583	(16,348)	(7,765)	(8,466)	7,849	(617)
Foreign	(838)	(3,457)	(4,295)	(421)	9,230	8,809
Total	7,745	(19,805)	(12,060)	(8,887)	17,079	8,192
Investments:						
Domestic	13,815	25,285	39,100	(10,733)	89,538	78,805
Foreign	112,577	15,223	127,800	54,430	29,180	83,610
Total	126,392	40,508	166,900	43,697	118,718	162,415
Loans:						
Domestic	(32,503)	(66,938)	(99,441)	759	61,853	62,612
Foreign	52,468	63,862	116,330	108,142	78,552	186,694
Total	19,965	(3,076)	16,889	108,901	140,405	249,306
Total interest and dividend income:						
Domestic	(13,231)	(45,714)	(58,945)	(21,707)	187,268	165,561
Foreign	198,100	203,324	401,424	281,834	234,005	515,839
Total	184,869	157,610	342,479	260,127	421,273	681,400

	Fiscal year ended March 31, 2006 versus fiscal year ended March 31, 2005			Fiscal year ended March 31, 2007 versus fiscal year ended March 31, 2006		
	Increase (decrease) due to changes in		Net change	Increase (decrease) due to changes in		Net change
	Volume	Rate		Volume	Rate	
	(in millions of yen)					
Interest expense:						
Deposits:						
Domestic	(6,900)	54,910	48,010	2,722	110,154	112,876
Foreign	62,754	33,773	96,527	111,782	82,779	194,561
Total	55,854	88,683	144,537	114,504	192,933	307,437
Debentures—Domestic	(9,736)	(10,725)	(20,461)	(10,124)	(4,001)	(14,125)
Short-term borrowings:						
Domestic	1,947	11,849	13,796	(2,945)	47,273	44,328
Foreign	61,110	168,700	229,810	64,302	167,408	231,710
Total	63,057	180,549	243,606	61,357	214,681	276,038
Trading account liabilities:						
Domestic	4,248	(2,782)	1,466	(2,939)	(17,117)	(20,056)
Foreign	1,100	(4,379)	(3,279)	2,211	36,706	38,917
Total	5,348	(7,161)	(1,813)	(728)	19,589	18,861
Long-term debt:						
Domestic	7,568	(5,723)	1,845	(10,826)	46,095	35,269
Foreign	(1,788)	396	(1,392)	(2,096)	5,110	3,014
Total	5,780	(5,327)	453	(12,922)	51,205	38,283
Total interest expense:						
Domestic	(2,873)	47,529	44,656	(24,112)	182,404	158,292
Foreign	123,176	198,490	321,666	176,199	292,003	468,202
Total	120,303	246,019	366,322	152,087	474,407	626,494
Net interest income:						
Domestic	(10,358)	(93,243)	(103,601)	2,405	4,864	7,269
Foreign	74,924	4,834	79,758	105,635	(57,998)	47,637
Total	64,566	(88,409)	(23,843)	108,040	(53,134)	54,906

II. Investment portfolio

The following table shows amortized cost, fair value and net unrealized gains (losses) of available-for-sale and held-to-maturity securities at March 31, 2005, 2006 and 2007:

	2005			2006			2007		
	Amortized cost	Fair value	Net unrealized gains (losses)	Amortized cost	Fair value	Net unrealized gains (losses)	Amortized cost	Fair value	Net unrealized gains (losses)
	(in millions of yen)								
Available-for-sale securities:									
Domestic:									
Japanese government bonds	21,682,462	21,529,304	(153,158)	19,522,100	19,291,447	(230,653)	14,524,884	14,516,016	(8,868)
Mortgage-backed securities	110,051	110,702	651	207,595	203,047	(4,548)	261,629	258,645	(2,984)
Corporate bonds and other debt securities	2,568,799	2,587,557	18,758	4,324,059	4,284,509	(39,550)	5,392,064	5,371,722	(20,342)
Equity securities (marketable)	2,136,632	4,315,280	2,178,648	2,391,200	6,011,532	3,620,332	2,514,198	6,169,088	3,654,890
Total domestic	<u>26,497,944</u>	<u>28,542,843</u>	<u>2,044,899</u>	<u>26,444,954</u>	<u>29,790,535</u>	<u>3,345,581</u>	<u>22,692,775</u>	<u>26,315,471</u>	<u>3,622,696</u>
Foreign:									
U.S. Treasury bonds	2,122,711	2,039,834	(82,877)	1,172,281	1,173,801	1,520	2,044,045	2,051,847	7,802
Other foreign gov't bonds	767,121	777,358	10,237	1,677,222	1,695,649	18,427	2,866,136	2,996,479	130,343
Mortgage-backed securities	1,534,494	1,503,155	(31,339)	2,102,681	2,165,927	63,246	2,744,396	2,790,150	45,754
Corporate bonds and other debt securities	602,914	601,554	(1,360)	1,314,374	1,309,828	(4,546)	1,633,972	1,621,880	(12,092)
Equity securities (marketable)	15,873	29,483	13,610	37,615	57,109	19,494	76,861	94,840	17,979
Total foreign	<u>5,043,113</u>	<u>4,951,384</u>	<u>(91,729)</u>	<u>6,304,173</u>	<u>6,402,314</u>	<u>98,141</u>	<u>9,365,410</u>	<u>9,555,196</u>	<u>189,786</u>
Total	<u>31,541,057</u>	<u>33,494,227</u>	<u>1,953,170</u>	<u>32,749,127</u>	<u>36,192,849</u>	<u>3,443,722</u>	<u>32,058,185</u>	<u>35,870,667</u>	<u>3,812,482</u>
Held-to-maturity securities:									
Domestic:									
Japanese government bonds	1,117,496	1,124,118	6,622	1,168,206	1,163,791	(4,415)	969,069	967,192	(1,877)
Corporate bonds and other debt securities	52,911	53,482	571	51,435	51,081	(354)	49,971	49,797	(174)
Total domestic	<u>1,170,407</u>	<u>1,177,600</u>	<u>7,193</u>	<u>1,219,641</u>	<u>1,214,872</u>	<u>(4,769)</u>	<u>1,019,040</u>	<u>1,016,989</u>	<u>(2,051)</u>
Foreign:									
U.S. Treasury bonds	289,160	283,205	(5,955)	316,508	305,606	(10,902)	318,579	312,394	(6,185)
Total foreign	<u>289,160</u>	<u>283,205</u>	<u>(5,955)</u>	<u>316,508</u>	<u>305,606</u>	<u>(10,902)</u>	<u>318,579</u>	<u>312,394</u>	<u>(6,185)</u>
Total	<u>1,459,567</u>	<u>1,460,805</u>	<u>1,238</u>	<u>1,536,149</u>	<u>1,520,478</u>	<u>(15,671)</u>	<u>1,337,619</u>	<u>1,329,383</u>	<u>(8,236)</u>

The following table shows the book values, contractual maturities and weighted average yields of available-for-sale and held-to-maturity debt securities at March 31, 2007. Fair value and amortized cost are the basis of the book value for available-for-sale and held-to-maturity debt securities, respectively. Weighted average yields are calculated based on amortized cost for all debt securities.

	Maturity									
	One year or less		After one year through five years		After five years through ten years		After ten years		Total	
	Amount	Yield	Amount	Yield	Amount	Yield	Amount	Yield	Amount	Yield
(in millions of yen, except percentages)										
Available-for-sale securities:										
Domestic:										
Japanese government bonds	5,764,350	0.46%	5,288,361	0.58%	2,050,467	1.04%	1,412,838	0.94%	14,516,016	0.63%
Mortgage-backed securities	—	— %	—	— %	—	— %	258,645	1.91%	258,645	1.91%
Corporate bonds and other debt securities	546,664	0.76%	2,552,879	0.86%	1,007,615	0.74%	1,264,564	0.43%	5,371,722	0.69%
Total domestic	6,311,014	0.48%	7,841,240	0.67%	3,058,082	0.94%	2,936,047	0.80%	20,146,383	0.67%
Foreign:										
U.S. Treasury bonds	67,990	4.97%	1,044,923	4.47%	913,547	4.42%	25,387	4.62%	2,051,847	4.47%
Other foreign gov't bonds	814,787	3.09%	1,130,261	3.01%	996,770	3.58%	54,661	4.09%	2,996,479	3.24%
Mortgage-backed securities	26,684	6.00%	217,834	5.28%	246,908	4.62%	2,298,724	5.10%	2,790,150	5.08%
Corporate bonds and other debt securities	208,570	3.21%	867,137	4.02%	221,947	4.68%	324,226	4.69%	1,621,880	4.04%
Total foreign	1,118,031	3.29%	3,260,155	3.90%	2,379,172	4.11%	2,702,998	5.03%	9,460,356	4.19%
Total	7,429,045	0.91%	11,101,395	1.62%	5,437,254	2.33%	5,639,045	2.82%	29,606,739	1.80%
Held-to-maturity securities:										
Domestic:										
Japanese government bonds	479,740	0.37%	489,329	0.52%	—	— %	—	— %	969,069	0.45%
Corporate bonds and other debt securities	—	— %	49,971	0.75%	—	— %	—	— %	49,971	0.75%
Total domestic	479,740	0.37%	539,300	0.55%	—	— %	—	— %	1,019,040	0.46%
Foreign:										
U.S. Treasury bonds	35,425	3.17%	283,154	3.45%	—	— %	—	— %	318,579	3.42%
Total foreign	35,425	3.17%	283,154	3.45%	—	— %	—	— %	318,579	3.42%
Total	515,165	0.56%	822,454	1.55%	—	— %	—	— %	1,337,619	1.17%

Other than U.S. Treasury bonds, U.S. government agency securities, which are included within foreign mortgage-backed securities in the above table, and Japanese government bonds, the MHFG Group held the following securities of individual issuers in which the aggregate book value exceeded 10% of the Group's shareholders' equity at March 31, 2007:

	Amortized cost	Fair value
	(in millions of yen)	
German government bonds	1,480,454	1,438,332
French government bonds	810,022	789,786

In addition to Available-for-sale securities and Held-to-maturity securities, the MHFG Group's Investments also include Other investments. See Note 4 "Investments" to the consolidated financial statements included elsewhere in this annual report for information regarding Other investments.

III. Loan portfolio

Types of loans

The following table shows loans outstanding by domicile and industry of borrower at March 31, 2004, 2005, 2006 and 2007. Categorization of loans by industry is based on the loan classifications designated by the Bank of Japan for regulatory reporting purposes.

	<u>2004</u>	<u>2005</u>	<u>2006</u>	<u>2007</u>
	(in millions of yen)			
Domestic: (1)				
Manufacturing	9,219,534	7,943,154	7,792,723	7,662,036
Construction	2,047,612	1,745,172	1,563,511	1,502,442
Real estate	6,906,237	6,616,466	7,046,668	6,647,086
Services	8,983,810	6,904,944	6,308,198	6,120,059
Wholesale and retail	8,161,628	7,337,985	6,929,994	6,356,583
Transportation	2,983,403	2,854,582	2,789,525	2,594,601
Banks and other financial institutions	7,897,622	6,201,142	6,540,940	4,286,617
Government and public institutions	1,581,739	3,456,814	4,574,072	6,099,359
Other industries (2)	4,344,988	4,703,022	5,184,264	5,451,861
Individuals:				
Mortgage loans	10,895,420	10,536,877	10,655,069	11,025,079
Other	1,285,310	1,384,540	1,317,167	1,338,493
Total domestic	<u>64,307,303</u>	<u>59,684,698</u>	<u>60,702,131</u>	<u>59,084,216</u>
Foreign:				
Commercial and industrial	4,760,209	5,033,023	6,104,658	7,963,577
Banks and other financial institutions	386,681	671,678	1,437,166	1,675,503
Government and public institutions	152,133	161,330	330,987	366,292
Other (2)	46,356	77,568	205,411	184,898
Total foreign	<u>5,345,379</u>	<u>5,943,599</u>	<u>8,078,222</u>	<u>10,190,270</u>
Total	<u>69,652,682</u>	<u>65,628,297</u>	<u>68,780,353</u>	<u>69,274,486</u>
Less: Unearned income and deferred loan fees-net	51,309	58,961	69,392	91,619
Total loans before allowance for loan losses	<u><u>69,601,373</u></u>	<u><u>65,569,336</u></u>	<u><u>68,710,961</u></u>	<u><u>69,182,867</u></u>

Notes:

- (1) Certain amounts in the prior periods have been reclassified to conform to the current period's presentation.
- (2) Other industries of domestic and other of foreign include trade receivables and lease receivables of consolidated variable interest entities.

There were no concentrations of loans exceeding 10% of total loans which are not disclosed as a category of loans in the table above.

Quantitative information regarding loans outstanding under U.S. GAAP as of March 31, 2003 is not available. However, the MHFG Group observed the following trends with respect to loans outstanding since March 31, 2003:

- The volume of domestic loans decreased in almost all industries except government and public institutions. In particular, loans to manufacturing, wholesale and retail, and banks and other financial institutions declined significantly.
- The balance of foreign loans decreased after realigning the banking operations of the MHFG Group in April 2002 through the fiscal year ended March 31, 2004, as the Group gave priority to improvement in the quality of its loan portfolio and endeavored to decrease its risk-weighted assets, along with the Group's strategy to restructure its foreign operations. As a result, the proportion of foreign loans to total loans decreased to below 8% as of March 31, 2004. Since that date, the balance of foreign loans has been increasing in terms of both volume and proportion within total loans and reached ¥10 trillion and 14.71%, respectively, as of March 31, 2007. This was mainly due to the Group's efforts to expand its lending mainly to non-Japanese corporate customers.

Maturities and sensitivities of loans to changes in interest rates

The following table shows the maturities of loan portfolio by domicile and industry of borrower at March 31, 2007:

	Maturity			Total
	One year or less	After one year through five years	After five years	
	(in millions of yen)			
Domestic:				
Manufacturing	4,538,215	2,692,982	430,839	7,662,036
Construction	806,106	561,639	134,697	1,502,442
Real estate	2,592,046	2,948,400	1,106,640	6,647,086
Services	2,668,213	2,516,620	935,226	6,120,059
Wholesale and retail	4,077,424	1,933,700	345,459	6,356,583
Transportation	850,477	1,208,934	535,190	2,594,601
Banks and other financial institutions	2,038,706	1,606,926	640,985	4,286,617
Government and public institutions	5,630,211	244,272	224,876	6,099,359
Other industries	4,191,337	917,379	343,145	5,451,861
Individuals	1,396,888	2,589,002	8,377,682	12,363,572
Total domestic	28,789,623	17,219,854	13,074,739	59,084,216
Foreign:				
Total foreign	3,636,580	4,503,237	2,050,453	10,190,270
Total	32,426,203	21,723,091	15,125,192	69,274,486

Of the above loans due after one year, loans which had floating rates and fixed rates at March 31, 2007 were as follows:

	(in millions of yen)
Floating rates	24,692,291
Fixed rates	12,155,992
Total	36,848,283

Impaired loans

The MHFG Group considers both loans that are subject to Statement of Financial Accounting Standards (“SFAS”) No.114, “Accounting by Creditors for Impairment of a Loan—an amendment of FASB statement No.5 and 15” (“SFAS No.114”) and small balance, homogenous loans to be impaired when it is probable that the MHFG Group will be unable to collect all the scheduled payments of principal and interest when due according to the contractual terms of the loan. Among other things, restructured loans under SFAS No.15, “Accounting by Debtors and Creditors for Troubled Debt Restructuring” (“SFAS No.15”) and loans that are 90 days or more delinquent are generally considered to be impaired. All of the MHFG Group’s impaired loans are designated as nonaccrual loans. The following table shows the distribution of impaired loans at March 31, 2004, 2005, 2006 and 2007 by domicile and industry of borrower:

	<u>2004</u>	<u>2005</u>	<u>2006</u>	<u>2007</u>
	(in millions of yen)			
Domestic:				
Manufacturing	556,251	133,109	106,094	96,759
Construction	182,003	98,314	53,213	71,577
Real estate	531,860	316,843	188,474	118,985
Services	504,868	292,016	140,044	167,599
Wholesale and retail	877,944	410,529	202,758	216,744
Transportation	60,382	220,812	315,784	371,283
Banks and other financial institutions	77,505	8,445	4,876	292,753
Other industries	161,802	50,531	8,686	8,619
Individuals	280,179	231,990	139,678	137,226
Total domestic	<u>3,232,794</u>	<u>1,762,589</u>	<u>1,159,607</u>	<u>1,481,545</u>
Foreign:				
Total foreign	<u>136,696</u>	<u>80,724</u>	<u>69,810</u>	<u>47,321</u>
Total impaired loans	<u><u>3,369,490</u></u>	<u><u>1,843,313</u></u>	<u><u>1,229,417</u></u>	<u><u>1,528,866</u></u>

Quantitative information regarding impaired loans outstanding under U.S. GAAP as of March 31, 2003 is not available. However, the MHFG Group observed the following trends with respect to impaired loans since March 31, 2003. The collapse of the “bubble economy” in the 1990’s and the subsequent asset deflation and prolonged economic weakness in Japan adversely affected the financial condition of many corporations, leading to a significant increase in the amount of the Group’s impaired loans, particularly loans to borrowers in the real estate and wholesale and retail industries. In 2002, the Japanese government introduced various measures as part of its Financial Revitalization Program. The goal of these measures was to reduce by half the amount of problem loans in the Japanese financial sector by March 31, 2005. In 2003, the Group established “revitalization subsidiaries” that specialized in promoting early corporate revitalization of customers and transferred loans of many troubled borrowers to them. The Group took many actions to reduce the amount of its impaired loans, such as collections, charge-offs and disposals as well as improving the borrowers’ credit rating through restructuring efforts. As a result of these efforts, the general quality of the Group’s loan portfolio improved significantly during the four-year period ended March 31, 2006, with significant declines in the balance of impaired loans beginning the fiscal year ended March 31, 2003, particularly loans to borrowers in the real estate and wholesale and retail industries. A similar trend was evident in the balance of foreign impaired loans, which has been decreasing significantly since the fiscal year ended March 31, 2003. In the fiscal year ended March 31, 2007, the amount of impaired loans to banks and other financial institutions significantly increased due to the downgrade in the credit rating of a large non-bank financial company borrower, and the amount of impaired loans to transportation and services also increased due to the downgrade in the credit rating of another large borrower and its subsidiaries. As a result, the total balance of domestic impaired loans as of March 31, 2007 increased, compared to March 31, 2006.

Had interest on nonaccrual loans been accrued at the original contractual terms, gross interest income on domestic nonaccrual loans outstanding during the fiscal year ended March 31, 2007 would have been ¥40,384 million, of which ¥26,343 million was included in interest income on loans in the consolidated statements of income. Gross interest income which would have been accrued at the original contractual terms on foreign nonaccrual loans outstanding during the fiscal year ended March 31, 2007 was ¥5,618 million, of which ¥3,287 million was included in interest income on loans in the consolidated statements of income.

Cross-border outstandings

Cross-border outstandings are defined as loans (including accrued interest), acceptances, interest-bearing deposits with other banks, other interest-bearing investments and any other monetary assets denominated in Japanese yen or other non-local currencies. This cross-border disclosure is based on the reports to the Bank of Japan required under Japanese foreign exchange-related law. Local currency outstandings are netted out from cross-border outstandings.

The following table sets forth the cross-border outstandings to borrowers in countries with respect to which the total of such outstandings exceeded 0.75% of consolidated total assets at March 31, 2005:

	<u>Public institutions</u>	<u>Banks</u>	<u>Others</u>	<u>Total</u>	<u>% of total assets</u>	<u>Undrawn commitments</u>
	(in millions of yen, except percentages)					
United States	4,194,067	210,797	1,296,887	5,701,751	4.08%	1,357,080
United Kingdom	5,483	386,451	877,854	1,269,788	0.91%	354,386

The following table sets forth the cross-border outstandings to borrowers in countries with respect to which the total of such outstandings exceeded 0.75% of consolidated total assets at March 31, 2006:

	<u>Public institutions</u>	<u>Banks</u>	<u>Others</u>	<u>Total</u>	<u>% of total assets</u>	<u>Undrawn commitments</u>
	(in millions of yen, except percentages)					
United States	3,843,210	952,236	1,901,044	6,696,490	4.60%	2,306,077
United Kingdom	70,582	345,156	1,185,540	1,601,278	1.10%	488,205
Germany	828,374	346,213	347,087	1,521,674	1.05%	330,608

The following table sets forth the cross-border outstandings to borrowers in countries with respect to which the total of such outstandings exceeded 0.75% of consolidated total assets at March 31, 2007:

	<u>Public institutions</u>	<u>Banks</u>	<u>Others</u>	<u>Total</u>	<u>% of total assets</u>	<u>Undrawn commitments</u>
	(in millions of yen, except percentages)					
United States	4,496,886	1,963,200	2,201,361	8,661,447	5.88%	2,684,410
Germany	1,584,373	466,137	158,347	2,208,857	1.50%	314,344
France	950,785	276,119	170,625	1,397,529	0.95%	411,378
United Kingdom	60,295	591,619	661,217	1,313,131	0.89%	529,409
Netherlands	40,383	633,870	454,945	1,129,198	0.77%	278,137

IV. Summary of loan loss experience

The following table shows an analysis of loan loss experience by domicile and industry of borrower for the fiscal years ended March 31, 2005, 2006 and 2007:

	2005	2006	2007
	(in millions of yen, except percentages)		
Allowance for loan losses at beginning of fiscal year	1,936,167	1,207,155	812,321
Provision (credit) for loan losses	<u>55,035</u>	<u>(157,666)</u>	<u>182,115</u>
Charge-offs:			
Domestic:			
Manufacturing	64,580	38,325	11,119
Construction	20,424	11,073	2,672
Real estate	312,526	85,264	4,722
Services	118,836	28,661	18,037
Wholesale and retail	221,326	44,763	25,737
Transportation	20,028	5,463	319
Banks and other financial institutions	10,403	553	6,028
Other industries	12,592	12,254	5,413
Individuals	<u>88,036</u>	<u>63,702</u>	<u>18,010</u>
Total domestic	868,751	290,058	92,057
Total foreign	<u>7,336</u>	<u>15,671</u>	<u>18,555</u>
Total charge-offs	<u>876,087</u>	<u>305,729</u>	<u>110,612</u>
Recoveries:			
Domestic:			
Manufacturing	5,394	3,589	3,335
Construction	9,431	6,464	2,360
Real estate	22,010	20,992	3,222
Services	8,478	10,241	12,405
Wholesale and retail	12,202	10,622	4,666
Transportation	1,556	49	185
Banks and other financial institutions	2,871	1,023	225
Other industries	3,480	1,896	2,447
Individuals	<u>9,498</u>	<u>6,361</u>	<u>3,377</u>
Total domestic	74,920	61,237	32,222
Total foreign	<u>14,820</u>	<u>12,654</u>	<u>25,799</u>
Total recoveries	<u>89,740</u>	<u>73,891</u>	<u>58,021</u>
Net charge-offs	<u>786,347</u>	<u>231,838</u>	<u>52,591</u>
Others (Note)	2,300	(5,330)	4,302
Balance at end of fiscal year	<u>1,207,155</u>	<u>812,321</u>	<u>946,147</u>
Ratio of net charge-offs to average loans outstanding	<u>1.19%</u>	<u>0.35%</u>	<u>0.08%</u>

Note: Others include primarily foreign exchange translation.

Quantitative information under U.S. GAAP regarding loan loss experience for the fiscal years ended March 31, 2003 and 2004 is not available. However, the MHFG Group observed the following trends during such fiscal years. The Group incurred significant provisions for loan losses in the fiscal year ended March 31, 2003 due to the significant amount of impaired loans accumulated after the collapse of the “bubble economy”, as discussed in “III. Loan portfolio—Impaired loans”. The general quality of the Group’s loan portfolio began to improve

starting in the fiscal year ended March 31, 2003, and the amount of its provision for loan losses peaked by the end of such fiscal year and decreased dramatically in subsequent fiscal years, with a reversal of the provision for loan losses being recorded in the fiscal year ended March 31, 2006. Similarly, the amount of its net charge-offs peaked in the fiscal year ended March 31, 2003 and decreased significantly in subsequent fiscal years with a small fluctuation.

The following table shows an allocation of the MHFG Group's allowance for loan losses by domicile and industry of borrower at March 31, 2004, 2005, 2006 and 2007:

	2004		2005		2006		2007	
	Amount	% of loans in each category to total loans	Amount	% of loans in each category to total loans	Amount	% of loans in each category to total loans	Amount	% of loans in each category to total loans
(in millions of yen, except percentages)								
Domestic:								
Manufacturing	225,527	13.24%	88,365	12.10%	62,218	11.33%	61,001	11.06%
Construction	70,478	2.94%	64,203	2.66%	28,040	2.27%	30,436	2.17%
Real estate	347,050	9.92%	152,085	10.08%	74,063	10.24%	57,202	9.60%
Services	252,666	12.90%	172,316	10.52%	91,499	9.17%	106,538	8.83%
Wholesale and retail	422,316	11.72%	254,487	11.18%	143,580	10.08%	115,816	9.18%
Transportation	32,760	4.28%	69,649	4.35%	114,837	4.06%	142,073	3.75%
Banks and other financial institutions	168,556	11.34%	115,619	9.45%	85,360	9.51%	218,957	6.19%
Other industries (Note)	73,954	8.50%	27,838	12.43%	9,363	14.19%	12,942	16.66%
Individuals	233,798	17.49%	190,079	18.17%	138,528	17.41%	151,713	17.85%
Mortgage loans	154,910	15.64%	116,042	16.06%	107,014	15.49%	114,556	15.92%
Other	78,888	1.85%	74,037	2.11%	31,514	1.92%	37,157	1.93%
Total domestic	1,827,105	92.33%	1,134,641	90.94%	747,488	88.26%	896,678	85.29%
Total foreign	109,062	7.67%	72,514	9.06%	64,833	11.74%	49,469	14.71%
Total allowance for loan losses	1,936,167	100.00%	1,207,155	100.00%	812,321	100.00%	946,147	100.00%

Note: Other industries include government and public institutions.

Quantitative information under U.S. GAAP regarding the allocation of allowance for loan losses as of March 31, 2003 is not available. However, the MHFG Group observed the following trends in the allowance for loan losses from March 31, 2003 through March 31, 2007. The allowance for loan losses for each of the industry categories generally began to decrease after the fiscal year ended March 31, 2003, except transportation, as the balance of impaired loans significantly decreased. In particular, the allowance for loan losses to industries such as real estate and wholesale and retail, the amount of which had been significant due to the large amount of impaired loans that had been attributable to such industries, showed significant declines. In the fiscal year ended March 31, 2007, the amount of allowance for loan losses increased significantly in banks and other financial institutions because of the worsened financial condition of a large non-bank financial company borrower, and also increased in transportation and services because of the worsened financial condition of another large borrower and its subsidiaries.

V. Deposits

The following table shows the average amount of, and the average rate on, the following deposit categories for the fiscal years ended March 31, 2005, 2006 and 2007:

	2005		2006		2007	
	Average amount	Average rate	Average amount	Average rate	Average amount	Average rate
(in millions of yen, except percentages)						
Domestic offices:						
Noninterest-bearing demand deposits	4,894,896	— %	12,447,179	— %	11,562,000	— %
Interest-bearing demand deposits	31,513,647	0.05%	25,603,238	0.08%	26,706,460	0.20%
Deposits at notice (Note)	920,144	0.00%	699,977	0.00%	635,558	0.08%
Time deposits	25,779,837	0.21%	25,690,710	0.38%	25,859,005	0.60%
Certificates of deposit	9,785,540	0.02%	8,748,059	0.03%	8,871,808	0.28%
Foreign offices, principally from banks located in foreign countries:						
Noninterest-bearing demand deposits	262,039	— %	315,370	— %	363,386	— %
Interest-bearing deposits, principally time deposits	2,805,026	1.91%	4,944,456	2.70%	7,096,152	3.75%
Certificates of deposit	183,754	2.33%	545,504	3.88%	1,578,848	5.26%
Total	76,144,883	0.17%	78,994,493	0.35%	82,673,217	0.71%

Note: Deposits at notice represent interest-bearing demand deposits which require the depositor to give two or more days notice in advance of withdrawal.

The amounts of total deposits by foreign depositors in domestic offices at March 31, 2005, 2006 and 2007 were ¥930,905 million, ¥869,967 million and ¥905,214 million, respectively.

At March 31, 2007, the balance and remaining maturities of time deposits and certificates of deposit issued by domestic offices in amounts of ¥10 million (approximately US\$85 thousand at the Federal Reserve Bank of New York's noon buying rate on March 30, 2007) or more as well as the balance of those deposits issued by foreign offices in amounts of US\$100,000 or more are shown in the following table:

	Time deposits	Certificates of deposit	Total
	(in millions of yen)		
Domestic offices:			
Due in three months or less	9,390,884	6,740,260	16,131,144
Due after three months through six months	3,096,173	185,400	3,281,573
Due after six months through twelve months	2,615,728	64,340	2,680,068
Due after twelve months	1,842,676	8,800	1,851,476
Total	16,945,461	6,998,800	23,944,261
Foreign offices	6,420,084	1,796,387	8,216,471
Total	23,365,545	8,795,187	32,160,732

VI. Short-term borrowings

The following table shows certain additional information with respect to the MHFG Group's short-term borrowings for the fiscal years ended March 31, 2005, 2006 and 2007:

	2005	2006	2007
	(in millions of yen, except percentages)		
Due to trust accounts:			
Average balance outstanding during the fiscal year	1,329,945	1,355,656	1,205,615
Maximum balance outstanding at any month-end during the fiscal year	1,403,182	1,498,596	1,278,373
Balance at end of fiscal year	1,367,570	1,354,890	1,135,359
Weighed average interest rate during the fiscal year	0.39%	0.41%	0.49%
Weighed average interest rate on balance at end of fiscal year	0.39%	0.37%	0.67%
Call money and funds purchased, and payables under repurchase agreements and securities lending transactions:			
Average balance outstanding during the fiscal year	22,886,280	25,151,310	25,626,096
Maximum balance outstanding at any month-end during the fiscal year	24,439,819	26,234,873	28,682,820
Balance at end of fiscal year	21,041,173	23,619,505	25,846,647
Weighed average interest rate during the fiscal year	0.74%	1.62%	2.57%
Weighed average interest rate on balance at end of fiscal year	0.82%	1.55%	2.45%
Commercial paper:			
Average balance outstanding during the fiscal year	2,067,445	1,455,015	1,148,064
Maximum balance outstanding at any month-end during the fiscal year	2,475,024	1,432,768	956,995
Balance at end of fiscal year	2,475,024	965,995	933,564
Weighed average interest rate during the fiscal year	0.14%	0.25%	1.09%
Weighed average interest rate on balance at end of fiscal year	0.16%	0.96%	1.56%
Other short-term borrowings:			
Average balance outstanding during the fiscal year	1,638,000	4,093,767	3,891,925
Maximum balance outstanding at any month-end during the fiscal year	5,189,051	8,115,098	4,840,904
Balance at end of fiscal year	5,189,051	6,293,099	4,283,493
Weighed average interest rate during the fiscal year	0.20%	0.16%	0.64%
Weighed average interest rate on balance at end of fiscal year	0.08%	0.08%	0.90%

MIZUHO FINANCIAL GROUP, INC.
Index to Consolidated Financial Statements

	<u>Page</u>
Consolidated Financial Statements of Mizuho Financial Group, Inc. and Subsidiaries	
Report of Independent Registered Public Accounting Firm	F-2
Consolidated Balance Sheets as of March 31, 2006 and 2007	F-3
Consolidated Statements of Income for the fiscal years ended March 31, 2005, 2006 and 2007	F-5
Consolidated Statements of Comprehensive Income for the fiscal years ended March 31, 2005, 2006 and 2007	F-6
Consolidated Statements of Shareholders' Equity for the fiscal years ended March 31, 2005, 2006 and 2007	F-7
Consolidated Statements of Cash Flows for the fiscal years ended March 31, 2005, 2006 and 2007 . .	F-9
Notes to Consolidated Financial Statements	F-11

Report of Independent Registered Public Accounting Firm

The Board of Directors and Shareholders
of Mizuho Financial Group, Inc.

We have audited the accompanying consolidated balance sheets of Mizuho Financial Group, Inc. and subsidiaries as of March 31, 2006 and 2007, and the related consolidated statements of income, comprehensive income, shareholders' equity, and cash flows for each of the three years in the period ended March 31, 2007. These financial statements are the responsibility of the Company's management. Our responsibility is to express an opinion on these financial statements based on our audits.

We conducted our audits in accordance with the standards of the Public Company Accounting Oversight Board (United States). Those standards require that we plan and perform the audit to obtain reasonable assurance about whether the financial statements are free of material misstatement. We were not engaged to perform an audit of the Company's internal control over financial reporting. Our audits included consideration of internal control over financial reporting as a basis for designing audit procedures that are appropriate in the circumstances, but not for the purpose of expressing an opinion on the effectiveness of the Company's internal control over financial reporting. Accordingly, we express no such opinion. An audit also includes examining, on a test basis, evidence supporting the amounts and disclosures in the financial statements, assessing the accounting principles used and significant estimates made by management, and evaluating the overall financial statement presentation. We believe that our audits provide a reasonable basis for our opinion.

In our opinion, the financial statements referred to above present fairly, in all material respects, the consolidated financial position of Mizuho Financial Group, Inc. and subsidiaries at March 31, 2006 and 2007, and the consolidated results of their operations and their cash flows for each of the three years in the period ended March 31, 2007, in conformity with U.S. generally accepted accounting principles.

/s/ Ernst & Young ShinNihon
Tokyo, Japan
July 27, 2007

MIZUHO FINANCIAL GROUP, INC. AND SUBSIDIARIES
CONSOLIDATED BALANCE SHEETS
MARCH 31, 2006 AND 2007

	2006	2007
	(in millions of yen)	
Assets:		
Cash and due from banks (Note 9)	3,459,672	3,075,860
Interest-bearing deposits in other banks (Note 9)	1,666,529	1,052,296
Call loans and funds sold	701,805	309,671
Receivables under resale agreements	5,979,643	9,430,398
Receivables under securities borrowing transactions	8,643,570	8,624,211
Trading account assets (including assets pledged that secured parties are permitted to sell or repledge of ¥3,030,227 million in 2006 and ¥3,138,495 million in 2007) (Notes 3 and 9)	12,392,154	13,950,333
Investments (Notes 4 and 9):		
Available-for-sale securities (including assets pledged that secured parties are permitted to sell or repledge of ¥5,482,229 million in 2006 and ¥7,655,490 million in 2007)	36,192,849	35,870,667
Held-to-maturity securities	1,536,149	1,337,619
Other investments	1,111,799	793,410
Loans (Notes 5, 6 and 9)	68,710,961	69,182,867
Allowance for loan losses	(812,321)	(946,147)
Loans, net of allowance	67,898,640	68,236,720
Premises and equipment—net (Note 7)	839,894	847,523
Due from customers on acceptances	42,722	57,662
Accrued income	335,939	440,495
Goodwill (Note 8)	39,559	39,559
Deferred tax assets (Note 20)	996,533	618,665
Other assets (Notes 9, 14 and 21)	3,684,935	2,696,190
Total assets	145,522,392	147,381,279

See the accompanying Notes to the Consolidated Financial Statements.

MIZUHO FINANCIAL GROUP, INC. AND SUBSIDIARIES
CONSOLIDATED BALANCE SHEETS—(Continued)
MARCH 31, 2006 AND 2007

	2006	2007
	(in millions of yen)	
Liabilities and shareholders' equity:		
Deposits (Notes 9 and 10):		
Domestic:		
Noninterest-bearing deposits	14,590,760	13,166,585
Interest-bearing deposits	60,909,963	61,012,820
Foreign:		
Noninterest-bearing deposits	341,137	350,553
Interest-bearing deposits	6,861,830	9,221,346
Debentures (Note 11)	6,586,504	4,723,806
Due to trust accounts (Note 12)	1,354,890	1,135,359
Call money and funds purchased	6,192,054	6,924,136
Payables under repurchase agreements	10,079,585	12,821,753
Payables under securities lending transactions	7,347,866	6,100,758
Commercial paper	965,995	933,564
Other short-term borrowings	6,293,099	4,283,493
Trading account liabilities (Note 3)	10,445,247	11,310,010
Bank acceptances outstanding	42,722	57,662
Income taxes payable (Note 20)	52,496	28,650
Deferred tax liabilities (Note 20)	22,737	16,368
Accrued expenses	246,777	312,680
Long-term debt (including structured notes accounted for at fair value of ¥142,924 million in 2007) (Note 13)	5,384,991	7,073,936
Other liabilities (Notes 14 and 23)	3,161,739	2,903,497
Total liabilities	140,880,392	142,376,976
Commitments and contingencies (Note 23)		
Minority interest in consolidated subsidiaries (Note 24)	296,286	341,603
Shareholders' equity (Note 18):		
Preferred stock (Note 15)	1,580,430	980,430
Common stock—no par value, authorized 25,000,000 shares in 2006, and 24,868,200 shares in 2007, and issued 12,003,995 shares in 2006, and 11,872,195 shares in 2007 (Note 16)	3,547,726	3,532,492
Accumulated deficit (Note 17)	(2,647,768)	(2,105,719)
Accumulated other comprehensive income, net of tax	1,912,140	2,287,827
Less: Treasury stock, at cost—Common stock 396,025 shares in 2006, and 265,040 shares in 2007	(46,814)	(32,330)
Total shareholders' equity	4,345,714	4,662,700
Total liabilities, minority interest and shareholders' equity	145,522,392	147,381,279

See the accompanying Notes to the Consolidated Financial Statements.

MIZUHO FINANCIAL GROUP, INC. AND SUBSIDIARIES
CONSOLIDATED STATEMENTS OF INCOME
FOR THE FISCAL YEARS ENDED MARCH 31, 2005, 2006 AND 2007

	<u>2005</u>	<u>2006</u>	<u>2007</u>
	(in millions of yen)		
Interest and dividend income:			
Loans, including fees (Note 5)	1,110,909	1,127,798	1,377,104
Investments:			
Interest	215,749	359,408	518,968
Dividends	67,837	91,078	93,933
Trading account assets	73,348	61,288	69,480
Call loans and funds sold	5,006	9,753	19,107
Receivables under resale agreements and securities borrowing transactions ..	112,577	257,573	484,130
Deposits	<u>30,002</u>	<u>51,009</u>	<u>76,585</u>
Total interest and dividend income	1,615,428	1,957,907	2,639,307
Interest expense:			
Deposits	131,637	276,174	583,611
Debentures	68,669	48,208	34,083
Trading account liabilities	54,652	52,839	71,700
Call money and funds purchased	2,777	6,290	31,072
Payables under repurchase agreements and securities lending transactions ...	165,945	400,645	627,880
Other short-term borrowings	13,807	19,200	43,221
Long-term debt	<u>141,086</u>	<u>141,539</u>	<u>179,822</u>
Total interest expense	578,573	944,895	1,571,389
Net interest income	1,036,855	1,013,012	1,067,918
Provision (credit) for loan losses (Notes 5 and 6)	55,035	(157,666)	182,115
Net interest income after provision (credit) for loan losses	<u>981,820</u>	<u>1,170,678</u>	<u>885,803</u>
Noninterest income:			
Fees and commissions (Note 26)	602,146	688,686	682,999
Foreign exchange gains (losses)—net (Note 3)	(306)	(110,674)	(51,304)
Trading account gains—net (Note 3)	190,013	20,342	389,890
Investment gains (losses)—net (Note 4)	471,854	143,482	(185,972)
Gains on disposal of premises and equipment	80,613	65,473	64,612
Other noninterest income (Notes 20, 21 and 30)	<u>255,353</u>	<u>187,847</u>	<u>295,723</u>
Total noninterest income	1,599,673	995,156	1,195,948
Noninterest expenses:			
Salaries and employee benefits (Note 21)	451,457	435,181	416,676
General and administrative expenses	462,104	455,653	481,008
Occupancy expenses	227,321	178,190	172,480
Fees and commission expenses	86,175	96,127	111,624
Provision (credit) for losses on off-balance-sheet instruments (Note 23)	(25,773)	34,023	(37,821)
Minority interest in consolidated subsidiaries (Note 24)	30,941	69,051	27,791
Other noninterest expenses (Note 30)	<u>146,828</u>	<u>186,079</u>	<u>122,890</u>
Total noninterest expenses	1,379,053	1,454,304	1,294,648
Income before income tax expense (benefit)	1,202,440	711,530	787,103
Income tax expense (benefit) (Note 20)	124,379	(374,142)	163,221
Net income	<u>1,078,061</u>	<u>1,085,672</u>	<u>623,882</u>
		(in yen)	
Earnings per common share (Note 19):			
Basic net income per common share	<u>94,616.09</u>	<u>93,778.71</u>	<u>51,725.68</u>
Diluted net income per common share	<u>70,005.52</u>	<u>82,748.82</u>	<u>48,709.38</u>

See the accompanying Notes to the Consolidated Financial Statements.

MIZUHO FINANCIAL GROUP, INC. AND SUBSIDIARIES
CONSOLIDATED STATEMENTS OF COMPREHENSIVE INCOME
FOR THE FISCAL YEARS ENDED MARCH 31, 2005, 2006 AND 2007

	Gains (losses) before income tax expense (benefit)	Income tax (expense) benefit	Gains (Losses) net of income tax expense (benefit)
	(in millions of yen)		
Fiscal year ended March 31, 2005			
Net income			1,078,061
Other comprehensive income (loss):			
Unrealized net gains (losses) on available-for-sale securities (Note 20):			
Unrealized holding gains (losses)	343,102	(139,359)	203,743
Less: reclassification adjustments for losses (gains) included in net income	(330,010)	134,048	(195,962)
Total	13,092	(5,311)	7,781
Foreign currency translation adjustments:			
Foreign currency translation adjustments	16,299	—	16,299
Less: reclassification adjustments for losses (gains) included in net income	—	—	—
Total	16,299	—	16,299
Total other comprehensive income (loss)	29,391	(5,311)	24,080
Total comprehensive income			1,102,141
Fiscal year ended March 31, 2006			
Net income			1,085,672
Other comprehensive income (loss):			
Unrealized net gains (losses) on available-for-sale securities (Note 20):			
Unrealized holding gains (losses)	1,500,614	(609,588)	891,026
Less: reclassification adjustments for losses (gains) included in net income	(44,767)	18,183	(26,584)
Total	1,455,847	(591,405)	864,442
Foreign currency translation adjustments:			
Foreign currency translation adjustments	17,370	—	17,370
Less: reclassification adjustments for losses (gains) included in net income	(529)	—	(529)
Total	16,841	—	16,841
Minimum pension liability adjustments (Note 20)	(1,599)	650	(949)
Total other comprehensive income (loss)	1,471,089	(590,755)	880,334
Total comprehensive income			1,966,006
Fiscal year ended March 31, 2007			
Net income			623,882
Other comprehensive income (loss):			
Unrealized net gains (losses) on available-for-sale securities (Note 20):			
Unrealized holding gains (losses)	332,942	(135,545)	197,397
Less: reclassification adjustments for losses (gains) included in net income	34,987	(14,181)	20,806
Total	367,929	(149,726)	218,203
Foreign currency translation adjustments:			
Foreign currency translation adjustments	25,680	—	25,680
Less: reclassification adjustments for losses (gains) included in net income	—	—	—
Total	25,680	—	25,680
Minimum pension liability adjustments (Notes 20 and 21)	432	(175)	257
Total other comprehensive income (loss)	394,041	(149,901)	244,140
Total comprehensive income			868,022

See the accompanying Notes to the Consolidated Financial Statements.

MIZUHO FINANCIAL GROUP, INC. AND SUBSIDIARIES
CONSOLIDATED STATEMENTS OF SHAREHOLDERS' EQUITY
FOR THE FISCAL YEARS ENDED MARCH 31, 2005, 2006 AND 2007

	<u>2005</u>	<u>2006</u>	<u>2007</u>
	(in millions of yen)		
Preferred stock (Note 15):			
Balance at beginning of fiscal year	3,042,014	2,769,468	1,580,430
Change during year	(272,546)	(1,189,038)	(600,000)
Balance at end of fiscal year	<u>2,769,468</u>	<u>1,580,430</u>	<u>980,430</u>
Common stock (Note 16):			
Balance at beginning of fiscal year	3,064,119	3,105,754	3,547,726
Cancellation of common stock	—	—	(15,266)
Gains on sales of treasury stock	28	441,972	32
Issuance of new shares of common stock by conversion of preferred stock	41,607	—	—
Balance at end of fiscal year	<u>3,105,754</u>	<u>3,547,726</u>	<u>3,532,492</u>
Accumulated deficit (Note 17):			
Balance at beginning of fiscal year, previously reported	(4,637,693)	(3,642,945)	(2,647,768)
Cumulative effect of change in accounting principles, net of tax (Note 2)	—	—	1,514
Balance at beginning of fiscal year, adjusted	(4,637,693)	(3,642,945)	(2,646,254)
Net income	1,078,061	1,085,672	623,882
Dividends declared	(74,281)	(75,884)	(79,850)
Amortization of beneficial conversion feature	(1,811)	—	—
Cancellation of preferred stock	(7,221)	(14,611)	(3,497)
Balance at end of fiscal year	<u>(3,642,945)</u>	<u>(2,647,768)</u>	<u>(2,105,719)</u>
Accumulated other comprehensive income, net of tax:			
Unrealized net gains on available-for-sale securities (Note 4):			
Balance at beginning of fiscal year	1,123,949	1,131,730	1,996,172
Change during year	7,781	864,442	218,203
Balance at end of fiscal year	<u>1,131,730</u>	<u>1,996,172</u>	<u>2,214,375</u>
Foreign currency translation adjustments:			
Balance at beginning of fiscal year	(116,223)	(99,924)	(83,083)
Change during year	16,299	16,841	25,680
Balance at end of fiscal year	<u>(99,924)</u>	<u>(83,083)</u>	<u>(57,403)</u>
Minimum pension liability adjustments (Note 21):			
Balance at beginning of fiscal year	—	—	(949)
Change during year	—	(949)	257
Adjustments to initially apply SFAS No.158	—	—	692
Balance at end of fiscal year	<u>—</u>	<u>(949)</u>	<u>—</u>
Pension liability adjustments (Note 21):			
Adjustments to initially apply SFAS No.158	—	—	130,855
Balance at end of fiscal year	<u>—</u>	<u>—</u>	<u>130,855</u>
Balance at end of fiscal year	<u>1,031,806</u>	<u>1,912,140</u>	<u>2,287,827</u>

See the accompanying Notes to the Consolidated Financial Statements.

MIZUHO FINANCIAL GROUP, INC. AND SUBSIDIARIES
CONSOLIDATED STATEMENTS OF SHAREHOLDERS' EQUITY—(Continued)
FOR THE FISCAL YEARS ENDED MARCH 31, 2005, 2006 AND 2007

	2005	2006	2007
	(in millions of yen)		
Treasury stock, at cost:			
Balance at beginning of fiscal year	(134,110)	(394,555)	(46,814)
Purchases of treasury stock	(500,477)	(944,321)	(604,331)
Sales of treasury stock	58	88,416	51
Cancellation of treasury stock	239,971	1,203,649	618,764
Other	3	(3)	0
Balance at end of fiscal year	(394,555)	(46,814)	(32,330)
Total shareholders' equity	2,869,528	4,345,714	4,662,700

See the accompanying Notes to the Consolidated Financial Statements.

MIZUHO FINANCIAL GROUP, INC. AND SUBSIDIARIES
CONSOLIDATED STATEMENTS OF CASH FLOWS
FOR THE FISCAL YEARS ENDED MARCH 31, 2005, 2006 AND 2007

	2005	2006	2007
	(in millions of yen)		
Cash flows from operating activities:			
Net income	1,078,061	1,085,672	623,882
Adjustments to reconcile net income to net cash provided by (used in) operating activities:			
Depreciation and amortization	148,160	136,553	140,313
Provision (credit) for loan losses	55,035	(157,666)	182,115
Investment losses (gains)—net	(471,854)	(143,482)	185,972
Foreign exchange losses (gains)—net	15,199	43,045	14,236
Deferred income tax expense (benefit)	229,629	(444,542)	112,920
Net change in trading account assets	(2,928,468)	786,215	(1,390,731)
Net change in trading account liabilities	2,010,864	426,115	675,331
Net change in accrued income	(5,543)	(65,075)	(96,777)
Net change in accrued expenses	11,885	7,510	59,603
Other—net	(378,286)	(64,547)	(196,023)
Net cash provided by (used in) operating activities	<u>(235,318)</u>	<u>1,609,798</u>	<u>310,841</u>
Cash flows from investing activities:			
Proceeds from sales of available-for-sale securities	34,754,823	29,549,504	34,491,806
Proceeds from maturities of available-for-sale securities	32,149,350	36,810,931	28,138,385
Purchases of available-for-sale securities	(69,392,104)	(68,306,435)	(60,485,825)
Proceeds from maturities of held-to-maturity securities	1,275	1,264	201,365
Purchases of held-to-maturity securities	(544,862)	(50,175)	—
Proceeds from sales of other investments	141,170	142,599	266,003
Purchases of other investments	(80,026)	(93,307)	(196,911)
Proceeds from sales of loans	625,023	314,146	201,639
Net change in loans	2,764,865	(3,340,472)	(271,298)
Net change in interest-bearing deposits in other banks	114,858	(418,710)	645,437
Net change in call loans and funds sold, and receivables under resale agreements and securities borrowing transactions	(1,252,075)	(994,455)	(2,562,649)
Proceeds from sales of premises and equipment	72,412	69,381	72,415
Purchases of premises and equipment	(155,516)	(163,934)	(188,191)
Other—net	—	27,539	—
Net cash provided by (used in) investing activities	<u>(800,807)</u>	<u>(6,452,124)</u>	<u>312,176</u>
Cash flows from financing activities:			
Net change in deposits	2,687,556	1,951,000	514,431
Net change in debentures	(1,644,382)	(1,198,692)	(1,864,194)
Net change in call money and funds purchased, and payables under repurchase agreements and securities lending transactions	(1,639,841)	2,192,832	1,626,322
Net change in due to trust accounts	7,038	(12,680)	(219,531)
Net change in commercial paper and other short-term borrowings	2,474,181	(418,349)	(2,071,272)
Proceeds from issuance of long-term debt	1,670,545	1,457,917	2,296,461
Repayment of long-term debt	(1,942,176)	(914,569)	(643,282)
Proceeds from minority interest	98,574	58,756	38,153
Proceeds from sales of treasury stock	86	530,388	83
Purchases of treasury stock	(500,477)	(944,321)	(604,331)
Dividends paid	(74,281)	(75,725)	(79,793)
Dividends paid to minority interest	(23,362)	(21,714)	(8,143)
Net cash provided by (used in) financing activities	<u>1,113,461</u>	<u>2,604,843</u>	<u>(1,015,096)</u>
Effect of exchange rate changes on cash and due from banks	616	14,623	8,267
Net increase (decrease) in cash and due from banks	77,952	(2,222,860)	(383,812)
Cash and due from banks at beginning of fiscal year	5,604,580	5,682,532	3,459,672
Cash and due from banks at end of fiscal year	<u>5,682,532</u>	<u>3,459,672</u>	<u>3,075,860</u>

See the accompanying Notes to the Consolidated Financial Statements.

MIZUHO FINANCIAL GROUP, INC. AND SUBSIDIARIES
CONSOLIDATED STATEMENTS OF CASH FLOWS—(Continued)
FOR THE FISCAL YEARS ENDED MARCH 31, 2005, 2006 AND 2007

	2005	2006	2007
	(in millions of yen)		
Supplemental disclosure of cash flow information:			
Interest paid	508,933	937,680	1,468,041
Income taxes paid, net	137,416	243,135	51,246
Noncash investing activities:			
Transfer from loans into other investments	34,671	29,046	—
Investment in capital leases	14,084	7,109	6,996

See the accompanying Notes to the Consolidated Financial Statements.

MIZUHO FINANCIAL GROUP, INC. AND SUBSIDIARIES
NOTES TO CONSOLIDATED FINANCIAL STATEMENTS

1. Basis of presentation and summary of significant accounting policies

Basis of presentation

Mizuho Financial Group, Inc. (“MHFG”) is a joint stock corporation with limited liability under the laws of Japan. MHFG, through its subsidiaries (“the MHFG Group”, or “the Group”), provides domestic and international financial services in Japan and other countries. MHFG’s subsidiaries are segmented on the basis of the nature of the financial products and services and the type of customers. Mizuho Bank, Ltd. (“MHBK”), a retail-oriented banking subsidiary, offers financial services mainly to individual customers, SMEs, middle-market corporations and local governmental entities in Japan. Mizuho Corporate Bank, Ltd. (“MHCB”), a wholesale banking subsidiary, offers various financial services to large Japanese corporations, financial institutions, public sector entities and foreign corporations. Mizuho Trust & Banking Co., Ltd. (“MHTB”), a trust bank subsidiary, offers mainly trust-related products and consulting services. Other major subsidiaries consist of Mizuho Securities Co., Limited (“MHSC”), Trust & Custody Service Bank, Ltd. (“TCSB”), Mizuho Investors Securities Co., Ltd. (“MHIS”), Mizuho Capital Co., Ltd., and Mizuho Business Financial Center Co., Ltd. See Note 30 “Business segment information” for further discussion of the Group’s segment information.

The accompanying consolidated financial statements have been prepared in accordance with the accounting principles generally accepted in the United States of America (“U.S. GAAP”). The consolidated financial statements are stated in Japanese yen, the currency of the country in which MHFG is incorporated and principally operates.

The accompanying consolidated financial statements include the accounts of MHFG and its subsidiaries. The consolidated financial statements also include the accounts of the variable interest entities (“VIEs”) for which MHFG or its subsidiaries have been determined to be the primary beneficiary under Financial Accounting Standards Board (“FASB”) Interpretation No.46 (revised December 2003) “Consolidation of Variable Interest Entities, an interpretation of ARB No.51” (“FIN No.46R”). All significant intercompany transactions and balances have been eliminated in consolidation. The MHFG Group accounts for investment in entities over which it has significant influence using the equity method of accounting. These investments are included in Other investments and the Group’s proportionate share of income or loss is included in Investment gains—net.

Use of estimates

The preparation of consolidated financial statements in conformity with U.S. GAAP requires management to make estimates and assumptions that affect reported amounts and related disclosures. Specific areas, among others, requiring the application of management’s estimates and judgment include assumptions pertaining to the allowance for loan losses, allowance for losses on off-balance-sheet instruments, deferred tax assets, derivative financial instruments, investments and pension and other employee benefit. Actual results could differ from estimates and assumptions made.

Definition of cash and due from banks

For purposes of the consolidated statements of cash flows, Cash and due from banks include cash on hand, cash items in the process of collection and noninterest-bearing deposits with banks.

Translation of foreign currency financial statements and foreign currency transactions

Financial statements of overseas entities are prepared using the functional currency of each entity and translated into Japanese yen for consolidation purposes. Assets and liabilities are translated using the fiscal-year-end exchange rate of each functional currency, and income and expense using the average rate of each functional currency for the period.

MIZUHO FINANCIAL GROUP, INC. AND SUBSIDIARIES
NOTES TO CONSOLIDATED FINANCIAL STATEMENTS—(Continued)

Foreign currency translation gains and losses related to the financial statements of overseas entities of the MHFG Group, net of related income tax effects, are credited or charged directly to Foreign currency translation adjustments, a component of Accumulated other comprehensive income, net of tax. Tax effects of gains and losses on foreign currency translation of financial statements of overseas entities are not recognized unless it is apparent that the temporary differences will reverse in the foreseeable future.

Assets and liabilities denominated in foreign currencies are translated into Japanese yen at the fiscal-year-end foreign exchange rates, and gains and losses resulting from such translation are included in Foreign exchange gains (losses)—net, as appropriate. Foreign currency denominated income and expenses are translated using average exchange rates for the period.

Call loans and call money

Call loans and call money represent lending/borrowing through the Japanese short-term money market to/from other financial institutions such as banks, insurance companies, and securities brokerage houses.

Repurchase and resale agreements, securities lending and borrowing and other secured financing transactions

Securities sold under agreements to repurchase (“repurchase agreements”), securities purchased under agreements to resell (“resale agreements”) and securities lending and borrowing transactions are accounted for as secured financing or lending transactions when control over the underlying securities is not deemed to be surrendered by the transferor. Otherwise, they are recorded as sales of securities with related forward repurchase commitments or purchases of securities with related forward resale commitments in accordance with Statement of Financial Accounting Standards (“SFAS”) No.140, “Accounting for Transfers and Servicing of Financial Assets and Extinguishments of Liabilities” (“SFAS No.140”).

Under resale agreements, securities borrowing and certain derivatives transactions, the MHFG Group receives collateral in the form of securities. In many cases, the MHFG Group is permitted to sell or repledge the securities obtained as collateral. Disclosures of such collateral are presented in Note 9 “Pledged assets and collateral”. With respect to securities lending, repurchase agreements, and certain derivative transactions, counterparties may have the right to sell or repledge securities that the MHFG Group has pledged as collateral. The MHFG Group separately discloses those pledged securities in the consolidated balance sheets.

The MHFG Group monitors credit exposure arising from resale agreements, repurchase agreements, securities borrowing and securities lending transactions on a daily basis, and additional collateral is obtained from or returned to counterparties as appropriate.

Trading securities and trading securities sold, not yet purchased

Trading securities consist of securities and money market instruments that are bought and held principally for the purpose of reselling in the near term with the objective of generating profits on short-term fluctuations in price. Trading securities sold, not yet purchased, are securities and money market instruments sold to third parties that the MHFG Group does not own and is obligated to purchase at a later date to cover the short position. Trading securities and trading securities sold, not yet purchased, are classified at the date of commitment or purchase. Trading securities and trading securities sold, not yet purchased, are recorded at fair value in the consolidated balance sheets in Trading account assets and Trading account liabilities with realized and unrealized gains and losses recorded on a trade date basis in Trading account gains—net in earnings. Interest and dividends on trading account debt and equity securities, including securities sold, not yet purchased, are recorded in Interest and dividend income or Interest expense on an accrual basis.

MIZUHO FINANCIAL GROUP, INC. AND SUBSIDIARIES
NOTES TO CONSOLIDATED FINANCIAL STATEMENTS—(Continued)

Investments

Debt securities that the MHFG Group has both the positive intent and ability to hold to maturity are classified as Held-to-maturity securities and carried at amortized cost. Debt securities that the MHFG Group may not hold to maturity as well as any marketable equity securities, other than those classified as trading account securities, are classified as Available-for-sale securities, and are carried at fair value, with unrealized gains and losses reported in Accumulated other comprehensive income, net of tax. Available-for-sale securities also include retained subordinated beneficial interests in a securitization transaction that can contractually be repaid or otherwise settled in such a way that the holder would not recover substantially all of its recorded investments.

Declines in the fair value of Held-to-maturity and Available-for-sale securities below their amortized cost, that are deemed to be other-than-temporary, are reported in Investment gains—net. In addition, other-than-temporary declines in beneficial interests purchased or retained in a securitization transaction which are classified as available-for-sale debt securities are recognized if there has been an adverse change in the cash flows as of the balance sheet date. Interest and dividends, as well as amortization of premiums and accretion of discounts, are reported in Interest and dividend income. Amortization of premiums and accretion of discounts on debt securities are recognized over the remaining maturity under the interest method. Gains and losses on disposition of investments are computed using the first-in first-out method for debt securities and the average method for equity securities, and are recorded on the trade date. During the fiscal year ended March 31, 2007, for debt securities, the MHFG Group adopted the interest method and the first-in first-out cost of investment instead of the straight-line method and the average cost of investment that the Group previously used. The impact of these changes is insignificant.

Other investments include marketable and non-marketable equity securities accounted for using the equity method, marketable and non-marketable investments held by consolidated investment companies which are held at fair value under specialized industry accounting principles for investment companies, and other non-marketable equity securities carried at cost, less other-than-temporary impairment, if any.

Derivative financial instruments

Derivative financial instruments are bought and held principally for the purpose of market making for customers, proprietary trading in order to generate trading revenues and fee income, and also to manage the MHFG Group's exposure to interest rate, credit and market risks related to asset and liability management. Such derivative financial instruments include interest rate, commodity, foreign currency, equity and credit default swap agreements, options, caps, and floors, and financial futures and forward contracts.

Derivatives bought and held for trading purposes are recorded in the consolidated balance sheets at fair value in Trading account assets and Trading account liabilities. The fair value of derivatives in a gain position and loss position are reported as Trading account assets and Trading account liabilities, respectively.

Derivatives used for asset and liability management include contracts that qualify for hedge accounting under SFAS No.133, "Accounting for Derivative Instruments and Hedging Activities", as amended ("SFAS No.133"). To be eligible for hedge accounting, derivative instruments must be highly effective in achieving offsetting changes in fair values or variable cash flows from the hedged items attributable to the particular risk being hedged. All qualifying hedging derivatives are valued at fair value and included in Trading account assets or Trading account liabilities. Derivatives that do not qualify for hedge accounting under SFAS No.133 are treated as trading positions and are accounted for as such.

The fair value of derivative financial instruments is based on quoted market prices or broker-dealer quotes. If quoted market prices or broker-dealer quotes are not available, the fair value is estimated using quoted market

MIZUHO FINANCIAL GROUP, INC. AND SUBSIDIARIES
NOTES TO CONSOLIDATED FINANCIAL STATEMENTS—(Continued)

prices for similar instruments, option or binomial pricing models or present value cash flow analysis, applying current observable market information, where available. The determination of fair value includes various factors such as exchange or over-the-counter market quotes, time value and volatility factors for options and warrants, observed prices for similar or synthetic instruments, and counterparty credit quality including potential exposure.

Initial upfront unrealized gains or losses on derivative contracts are deferred unless the fair value is supported by observable market data. If upfront unrealized gains or losses are treated as adjustments to valuation model pricing parameters, any deferred upfront unrealized gains or losses are recognized as part of the ongoing mark to model over the term of the contract as the data becomes more observable. If observable data is not initially available, unrealized gains or losses may be recognized only when the observable market data becomes available.

Changes in fair value of all derivatives are recorded in earnings, except for derivatives qualifying as net investment hedges under SFAS No.133 which are recorded in Accumulated other comprehensive income, net of tax. The fair value changes of all derivatives relating to foreign currency exchange rates are included in the Foreign exchange gains (losses)—net. Other elements of the fair value changes, including interest rate, equity and credit related components, are recognized in Trading account gains—net.

Certain financial and hybrid instruments often contain embedded derivative instruments that possess implicit or explicit contract terms in a manner similar to that of a derivative instrument. Such derivative instruments are required to be fair valued separately from the host contracts if they meet the criteria of an embedded derivative. Such criteria include whether the entire instrument is not marked to market through earnings, the economics of the embedded terms are not clearly and closely related to those of the host contract and the embedded terms would meet the definition of a derivative on a stand-alone basis.

Loans

Loans are generally carried at the principal amount adjusted for unearned income and deferred net nonrefundable loan fees and costs. Loan origination fees, net of certain direct origination costs are deferred and recognized over the contractual life of the loan as an adjustment of yield using a method that approximates the interest method. Interest income on performing loans is accrued and credited to income as it is earned. In refinancing or restructuring a loan other than in a troubled debt restructuring in accordance with SFAS No.15, “Accounting by Debtors and Creditors for Troubled Debt Restructurings” (“SFAS No.15”), if the terms of the new loan are at least as favorable to the lender as the terms for comparable loans to other customers with similar collection risks who are not refinancing or restructuring a loan, or more than minor modifications as defined by the FASB Emerging Issues Task Force (“EITF”) Issue No.01-7, “Creditors Accounting for a Modification or Exchange of Debt Instruments” (“EITF Issue No.01-7”) are made, any unamortized net obligation fees or costs related to the original loan are recognized in interest income when the new loan is granted; otherwise, the unamortized net fees or costs from the original loan are carried forward as a part of the net investment in the new loan. Unearned income and discounts or premiums on purchased loans are deferred and recognized over the life of the loan using a method that approximates the interest method.

Loans are considered impaired when, based on current information and events, it is probable that the MHFG Group will be unable to collect all the scheduled payments of principal and interest when due according to the contractual terms of the loan. Factors considered by management in determining if a loan is impaired include delinquency status and the ability of the debtor to make payment of the principal and interest when due.

Loans are designated as nonaccrual when management determines them to be impaired based on all the relevant facts and circumstances. When a loan is placed on nonaccrual status, interest accrual and amortization of net origination fees are suspended and the capitalized interest is written off. Cash received on nonaccrual loans is

MIZUHO FINANCIAL GROUP, INC. AND SUBSIDIARIES
NOTES TO CONSOLIDATED FINANCIAL STATEMENTS—(Continued)

accounted for as reduction of the loan principal if the ultimate collectibility of the principal amount is uncertain, otherwise, as interest income. Loans are not restored to accrual status until interest and principal payments are current and future payments are reasonably assured.

Fees received in connection with a modification of the terms of a restructured loan that meet the definition of troubled debt restructurings in accordance with SFAS No.15, are applied as a reduction of the recorded investment in the loan. All related costs, including direct loan origination costs, are charged to expense as incurred.

Securitization

The MHFG Group engages in securitization activities related to mortgage loans and other loans in the normal course of business. The MHFG Group records a loan securitization as a sale when the transferred loans are legally isolated from the Group's creditors and the accounting criteria for a sale are met in accordance with SFAS No.140. Otherwise, the transfer is accounted for as a collateralized borrowing. Gains or losses on securitization depend in part on the carrying amount of the loans, allocated between the loans derecognized and the retained interests based on their relative fair values at the date of the transfer. Interests in loans sold through securitization may be retained by the Group in the form of subordinated beneficial interests. The MHFG Group estimates fair value of these subordinated beneficial interests based on the present value of future expected cash flows, using management's best estimates of the key assumptions, such as default rates, discount rates, and prepayment rates, and records them as available-for-sale debt securities.

Allowance and provision (credit) for loan losses

The MHFG Group maintains an appropriate amount of allowance for loan losses to absorb probable losses inherent in the loan portfolio and makes adjustments to such allowance through Provision (credit) for loan losses in the consolidated statements of income. Loan principal which management judges to be uncollectible, based on detailed loan reviews and a credit quality assessment, is charged off against the allowance for loan losses. Subsequent recoveries of previously charged-off loan balances are recorded as an increase to the allowance for loan losses as the recoveries are received.

The credit quality review process and the credit rating process serve as the basis for determining the allowance for loan losses. Through such processes loans are categorized into groups to reflect the probability of default, whereby the MHFG Group's management assesses the ability of borrowers to service their debt, taking into consideration current financial information, ability to generate cash, historical payment experience, analyses of relevant industry segments and current trends. In determining the appropriate level of the allowance, the MHFG Group evaluates the probable loss by category of loan based on its risk type and characteristics.

The allowance for loan losses is determined in accordance with SFAS No.114, "Accounting by Creditors for Impairment of a Loan—an amendment of FASB Statements No.5 and 15" ("SFAS No.114") and SFAS No.5, "Accounting for Contingencies" ("SFAS No.5"). The MHFG Group measures the impairment of a loan, based on the present value of expected future cash flows discounted at the loan's initial effective interest rate, the loan's observable market price, or the fair value of the collateral if the loan is collateral dependent, when it is probable that the MHFG Group will be unable to collect all amounts due according to the contractual terms of the loan agreement. Certain impaired loans are aggregated for the purpose of measuring impairment and a formula allowance utilizing historical loss factors is applied. The formula allowance is also applied to groups of small balance, homogeneous loans that are collectively evaluated for impairment and for non-homogeneous loans that have not been identified as impaired. The evaluation of inherent loss for these loans involves a high degree of uncertainty, subjectivity and judgment because probable loan losses are not easily identifiable or measurable. In

MIZUHO FINANCIAL GROUP, INC. AND SUBSIDIARIES
NOTES TO CONSOLIDATED FINANCIAL STATEMENTS—(Continued)

determining the formula allowance, the MHFG Group therefore relies on a statistical analysis that incorporates loss rates based on its own historical loss experience and third party data. The estimation of the formula allowance is back-tested on a periodic basis by comparing the allowance with the actual results subsequent to the balance sheet date.

The historical loss rate is adjusted, where appropriate, to reflect current factors, such as general economic and business conditions affecting the key lending areas of the MHFG Group, credit quality trends, specific industry conditions within portfolio segments, and recent loss experience in particular segments of the portfolio.

Allowance and provision (credit) for losses on off-balance-sheet instruments

The MHFG Group maintains an allowance for losses on off-balance-sheet credit instruments, such as guarantees, standby letters of credit, commitments to invest in securities and commitments to extend credit, in the same manner as the allowance for loan losses. The allowance is recorded in Other liabilities. Net changes in the allowance for losses on off-balance-sheet instruments are accounted for in the Provision (credit) for losses on off-balance sheet instruments in the consolidated statements of income.

Premises and equipment

Premises and equipment are stated at historical cost, and depreciation and amortization are recorded over the estimated useful lives of the assets, except for leasehold improvements, which are amortized over the shorter of the estimated useful lives of the assets or the lease term. Depreciation and amortization are principally computed under the straight-line method with respect to buildings and leasehold improvements and under the declining-balance method with respect to other premises and equipment.

The useful lives of premises and equipment are as follows:

	Years
Buildings	3 to 50
Equipment and furniture	2 to 20
Leasehold improvements	3 to 50

Regular repairs and maintenance costs that do not extend the estimated useful life are charged to expense as incurred. Upon sale or disposition of premises and equipment, the cost and related accumulated depreciation or amortization are removed from the accounts, and any gains or losses on disposal are included in Gains on disposal of premises and equipment or Occupancy expenses.

Impairment of long-lived assets

The MHFG Group's long-lived assets that are held for use are reviewed periodically for events or changes in circumstances that indicate possible impairment. The Group's impairment review is based on an undiscounted cash flow analysis of a group of assets, combined with associated liabilities, at the lowest level for which identifiable cash flows exist. Impairment occurs when the carrying value of the asset group exceeds the future undiscounted cash flows that the asset group is expected to generate. When there is impairment, the future cash flows are then discounted to determine the estimated fair value of the asset group and an impairment charge is recorded for the difference between the carrying value and the estimated fair value of the asset group. The long-lived assets to be disposed of by sale are carried at the lower of the carrying amount or fair value, less estimated cost to sell.

MIZUHO FINANCIAL GROUP, INC. AND SUBSIDIARIES
NOTES TO CONSOLIDATED FINANCIAL STATEMENTS—(Continued)

Software

Internal and external costs incurred in connection with developing and obtaining software for internal use that occur during the application development stage are capitalized. Such costs include salaries and benefits for employees directly involved with and who devote time to the project, to the extent such time is incurred directly on the internal use software project. The capitalization of software ceases when the software project has been substantially completed. The capitalized software is amortized on a straight-line basis over the estimated useful life, generally 5 years. Impairment of internal use software is assessed and recognized periodically when triggering events occur.

Goodwill

Goodwill represents the excess of the cost of an acquisition over the fair value of the MHFG Group's share of net identifiable assets acquired at the date of acquisition in a business combination. The Group accounts for goodwill in accordance with SFAS No.142, "Goodwill and Other Intangible Assets" ("SFAS No.142"). Goodwill is recorded at a designated reporting unit level for the purpose of assessing impairment. An impairment loss is recorded to the extent the carrying amount of the goodwill exceeds its estimated fair value.

Pension and other employee benefits

MHFG and certain subsidiaries including MHBK, MHCB, and MHTB sponsor severance and pension plans, which provide defined benefits to retired employees. Periodic expense and accrued liabilities are computed based on the actuarial present value of benefits, net of investment returns expected from plan assets and their fair values at the balance sheet date. Net periodic expense is charged to Salaries and employee benefits.

Debentures and long-term debt

Premiums, discounts and issuance costs of debentures and long-term debt are amortized based on a method that approximates the interest method over the terms of the debentures and long-term debt.

Obligations under guarantees

The MHFG Group provides customers with a variety of guarantees and similar arrangements, including standby letters of credit, financial and performance guarantees, credit protections, and liquidity facilities. The MHFG Group recognizes guarantee fees income over the guarantee period. The MHFG Group receives such a guarantee fee at the inception of the guarantee or by installment, and in either case approximates the fair value of the guarantee.

Fees and commissions

Fee revenue is recognized when all of the following criteria have been met: persuasive evidence of an agreement exists, services have been rendered, the price is fixed or determinable, and collectibility is reasonably assured.

Trust fees are recognized on an accrual basis and are usually based on the volume of assets under custody or management. Performance-related fees associated with certain trust products are recognized on an accrual basis. Fees on funds transfer and collection services are generally recognized as revenue when the related services are performed. Revenues from investment banking services are recorded at the time the underlying transactions are substantially completed and there are no other contingencies associated with the fees. Fees from trade-related financing services are recognized over the period of the financing. Annual fees and royalty and other service charges related to the credit card business are recorded on a straight-line basis as services are provided.

MIZUHO FINANCIAL GROUP, INC. AND SUBSIDIARIES
NOTES TO CONSOLIDATED FINANCIAL STATEMENTS—(Continued)

Fees and commissions are presented on a gross basis.

Income taxes

Income taxes are accounted for in accordance with SFAS No.109, “Accounting for Income Taxes”, as amended (“SFAS No.109”). Deferred income taxes reflect the net tax effects of (1) temporary differences between the carrying amounts of assets and liabilities for financial reporting purposes and those corresponding amounts used for income tax purposes, and (2) operating loss and tax credit carryforwards. A valuation allowance for any portion of the deferred tax assets is recorded unless it is more likely than not that the deferred tax assets will be realized. Deferred income tax benefit or expense is recognized for the change in the net deferred tax asset or liability between periods.

Earnings per common share

Basic earnings per common share are computed by dividing net income by the weighted average number of common shares outstanding during the fiscal year. Diluted earnings per common share reflect the possible exercise of all convertible securities, such as convertible preferred stock to the extent they are not anti-dilutive. See Note 19 “Earnings per common share” for the computation of basic and diluted earnings per common share.

2. Recently issued accounting pronouncements

Recently adopted accounting pronouncements

In January 2003, EITF reached a consensus on Issue No.03-2, “Accounting for the Transfer to the Japanese Government of the Substitutional Portion of Employee Pension Fund Liabilities” (“EITF Issue No.03-2”), which was ratified by the FASB in February 2003. EITF Issue No.03-2 addresses accounting for a transfer to the Japanese government of the substitutional portion of an employee pension fund and requires employers to account for the entire separation process of the substitutional portion from an entire plan upon completion of the transfer to the government of the substitutional portion of the benefit obligation and related plan assets as the culmination of a series of steps in a single settlement transaction. It also requires that the difference between the fair value of the obligation and the assets required to be transferred to the government, if any, should be accounted for as a subsidy from the government, separately from gain or loss on settlement of the substitutional portion of the obligation, upon completion of the transfer. See Note 21 “Pension and other employee benefit plans” for a further discussion of the impact of EITF Issue No.03-2.

In December 2003, the American Institute of Certified Public Accountants (“AICPA”) issued Statement of Position (“SOP”) No.03-3, “Accounting for Certain Loans or Debt Securities Acquired in a Transfer” (“SOP No.03-3”). SOP No.03-3 requires acquired loans to be recorded at fair value and prohibits carrying over valuation allowances in the initial accounting for all loans acquired in a transfer that have evidence of deterioration in credit quality since acquisition, when it is probable that the investor will be unable to collect all contractual cash flows. SOP No.03-3 limits the yield that may be accreted to the excess of the undiscounted expected cash flows over the investor’s initial investment in the loan. The excess of the contractual cash flows over expected cash flows may not be recognized as an adjustment of yield. Subsequent increases in cash flows expected to be collected are recognized prospectively through an adjustment of the loan’s yield over its remaining life. Decreases in expected cash flows are recognized as impairments. SOP No.03-3 is effective for loans acquired in fiscal years beginning after December 15, 2004. The adoption of SOP No.03-3 did not have a material impact on the MHFG Group’s consolidated results of operations or financial condition.

In December 2004, the FASB issued SFAS No.153, “Exchanges of Non-monetary Assets—an amendment of APB Opinion No.29” (“SFAS No.153”), which eliminates the exception to the fair value measurement principle for exchanges of similar productive assets that is provided under APB Opinion No.29 “Accounting for

MIZUHO FINANCIAL GROUP, INC. AND SUBSIDIARIES
NOTES TO CONSOLIDATED FINANCIAL STATEMENTS—(Continued)

Non-monetary Transactions”, and replaces it with a general exception for exchanges of non-monetary assets that do not have commercial substance. Under SFAS No.153, a non-monetary exchange is considered to have commercial substance if the future cash flows of the entity are expected to change significantly as a result of the exchange. SFAS No.153 is effective for non-monetary asset exchanges occurring in fiscal periods beginning after June 15, 2005. The adoption of SFAS No.153 did not have a material impact on the MHFG Group’s consolidated results of operations or financial condition.

In March 2005, the FASB issued FASB Interpretation (“FIN”) No.47, “Accounting for Conditional Asset Retirement Obligations—an interpretation of FASB Statement No.143” (“FIN No.47”), which clarifies that the term “conditional asset retirement obligation” as used in SFAS No.143, “Accounting for Asset Retirement Obligations” (“SFAS No.143”), refers to a legal obligation to perform an asset retirement activity in which the timing and/or method of settlement are conditional on a future event that may or may not be within the control of the entity. Under FIN No.47, the obligation to perform the asset retirement activity is considered unconditional even though uncertainty exists about the timing and/or method of settlement. FIN No.47 also clarifies when an enterprise is considered to have sufficient information to reasonably estimate the fair value of an asset retirement obligation to clarify the application of SFAS No.143 which addresses accounting for the cases where sufficient information is not available at the time the liability is incurred. FIN No.47 is effective no later than the end of fiscal years ended after December 15, 2005. The adoption of FIN No.47 did not have a material impact on the MHFG Group’s consolidated results of operations or financial condition.

In March 2005, the FASB issued FASB Staff Position (“FSP”) No.FIN46(R)-5, “Implicit Variable Interests under FASB Interpretation No.46 (revised December 2003)” (“FSP No.FIN46(R)-5”), which addresses whether a reporting enterprise should consider whether it holds an implicit variable interest in a VIE or potential VIE when specific conditions exist. FSP No.FIN46(R)-5 requires that an enterprise consider whether it holds an implicit variable interest in the VIE or potential VIE based on whether the enterprise may absorb variability of the VIE or potential VIE. FSP No.FIN46(R)-5 is effective in the first reporting period beginning after March 3, 2005. The adoption of the FSP did not have a material impact on the MHFG Group’s consolidated results of operations or financial condition.

In May 2005, the FASB issued SFAS No.154, “Accounting Changes and Error Corrections—a replacement of APB Opinion No.20 and FASB Statement No.3” (“SFAS No.154”), which replaces APB Opinion No.20, “Accounting Changes” (“APB Opinion No.20”), and SFAS No.3, “Reporting Accounting Changes in Interim Financial Statements” (“SFAS No.3”), and requires all voluntary changes in accounting principle, as well as the changes required by an accounting pronouncement in the unusual instance that the pronouncement does not include specific transition provisions, be accounted for as retrospective application to prior periods’ financial statements, unless it is impracticable. SFAS No.154 is effective for accounting changes and corrections of errors made in fiscal years beginning after December 15, 2005. The adoption of the SFAS No.154 did not have a material impact on the MHFG Group’s consolidated results of operations or financial condition.

In June 2005, the EITF reached a consensus on Issue No.04-5, “Determining Whether a General Partner, or the General Partners as a Group, Controls a Limited Partnership or Similar Entity When the Limited Partners Have Certain Rights” (“EITF Issue No.04-5”). EITF Issue No.04-5 provides guidance to general partners in limited partnerships in determining if they control the limited partnerships. The guidance indicates the factors to be considered in determining if the general partner has control of the limited partnership include: rebuttable presumption of control, ability of limited partners to liquidate the limited partnership or remove the general partner without cause, limited partners’ substantive participating rights, and limited partners’ protective rights. EITF Issue No.04-5 is applicable to all new partnerships formed and for existing partnerships for which the partnership agreements are modified after June 29, 2005. For all other existing partnerships, EITF Issue No.04-5

MIZUHO FINANCIAL GROUP, INC. AND SUBSIDIARIES
NOTES TO CONSOLIDATED FINANCIAL STATEMENTS—(Continued)

is applicable for the first reporting period for fiscal years beginning after December 15, 2005. The MHFG Group early adopted EITF Issue No.04-5, and the adoption did not have a material impact on the MHFG Group's consolidated results of operations or financial condition.

In November 2005, the FASB issued FSP No.FAS 115-1 and FAS 124-1, "The Meaning of Other-Than-Temporary Impairment and Its Application to Certain Investments" ("FSP No.FAS 115-1 and FAS 124-1"), which nullifies guidance on determining whether an impairment is other-than-temporary included in EITF Issue No.03-1 "The Meaning of Other-Than-Temporary Impairment and Its Application to Certain Investments" ("EITF Issue No.03-1"), and effectively retains the guidance in this area before EITF Issue No.03-1. The FSP does, however, generally carry forward EITF Issue No.03-1's impairment guidance relating to cost method investments and disclosures. The FSP is effective in the first reporting period beginning after December 15, 2005. The adoption of the FSP did not have a material impact on the MHFG Group's consolidated results of operations or financial condition.

In February 2006, the FASB issued SFAS No.155, "Accounting for Certain Hybrid Financial Instruments—an amendment of FASB Statements No.133 and 140" ("SFAS No.155"), which eliminates the exemption from applying the bifurcation requirements of SFAS No.133 to beneficial interests in securitized financial assets. SFAS No.155 permits an enterprise to elect fair value measurement at acquisition, at issuance, or when a previously recognized financial instrument is subject to a remeasurement event, on an instrument-by-instrument basis, with respect to a hybrid financial instrument that contains an embedded derivative that would otherwise be bifurcated. SFAS No.155 is effective for all financial instruments acquired or issued after the beginning of an entity's first fiscal year that begins after September 15, 2006. The MHFG Group elected to early adopt SFAS No.155 as of April 1, 2006 and applied SFAS No.155 fair value measurement to certain structured notes issued. The impact of adoption was an increase to retained earnings at April 1, 2006 of ¥1,514 million after-tax, which included gross unrealized gains of ¥1,552 million after-tax and gross unrealized losses of ¥38 million after-tax. This change in accounting principle did not have a material effect on the MHFG Group's consolidated financial statements for the year ended March 31, 2007.

In April 2006, the FASB issued FSP No.FIN46(R)-6, "Determining the Variability to Be Considered in Applying FASB Interpretation No.46(R)" ("FSP No.FIN46(R)-6"), which addresses how an enterprise should determine the variability to be considered in applying FIN No.46R. FSP No.FIN46(R)-6 requires that the variability to be considered in applying FIN No.46R be based on an analysis of the design of the entity, which entails an analysis of the nature of risks in the entity and determination of the purpose(s) for which the entity has been created and the variability that the entity creates. An enterprise is required to apply FSP No.FIN46(R)-6 prospectively to all entities (including newly created entities) with which that enterprise first becomes involved and to all entities previously required to be analyzed under FIN No.46R when a reconsideration event, as defined by FIN No.46R, has occurred beginning the first day of the first reporting period beginning after June 15, 2006. The MHFG Group has early adopted the FSP, and the adoption did not have a material impact on the MHFG Group's consolidated results of operations or financial condition.

In September 2006, the SEC staff issued Staff Accounting Bulletin ("SAB") No.108, "Considering the Effects of Prior Year Misstatements When Quantifying Misstatements in Current Year Financial Statements" ("SAB No.108"). SAB No.108 provides guidance on quantifying and evaluating the materiality of unrecorded misstatements. It requires the use of both the "iron curtain" and "rollover" approaches in quantifying and evaluating the materiality of a misstatement. Under the iron curtain approach, the error is quantified as the cumulative amount by which the current year balance sheet is misstated. The rollover approach quantifies the error as the amount by which the current year income statement is misstated. If either approach results in a material misstatement, financial statement adjustments are required. SAB No.108 is effective for financial statements issued for fiscal years ended after

MIZUHO FINANCIAL GROUP, INC. AND SUBSIDIARIES
NOTES TO CONSOLIDATED FINANCIAL STATEMENTS—(Continued)

November 15, 2006. The adoption of SAB No.108 did not have a material impact on the MHFG Group's consolidated results of operations or financial condition.

In September 2006, the FASB issued SFAS No.158, "Employers' Accounting for Defined Benefit Pension and Other Postretirement Plans—an amendment of FASB Statements No.87, 88, 106, and 132(R)" ("SFAS No.158"), which requires entities to recognize a net liability or asset to report the funded status of their defined benefit plans and other post retirement benefit plans in its consolidated statement of financial position. SFAS No.158 clarifies that defined benefit assets and obligations should be measured as of the date of the entity's fiscal year-end statement of financial position. SFAS No.158 also provides additional disclosure requirements for information related to certain effects on net periodic benefit cost for the next fiscal year that arise from the delayed recognition of gains and losses, prior service costs and credits, and transition asset or obligation. SFAS No.158 is effective as of the end of the fiscal years ended after December 15, 2006. See Note 21 "Pension and other employee benefit plans" for the impact of adopting SFAS No.158.

Accounting pronouncements issued but not yet effective

In March 2006, the FASB issued SFAS No.156, "Accounting for Servicing of Financial Assets—an amendment of FASB Statement No.140" ("SFAS No.156"), which requires all separately recognized servicing assets and liabilities be initially measured at fair value, if practical. SFAS No.156 permits, but does not require, an enterprise to elect to remeasure servicing assets and liabilities at fair value in subsequent periods. An enterprise is required to adopt SFAS No.156 as of the beginning of its first fiscal year that begins after September 15, 2006. The adoption of SFAS No.156 will not have a material impact on the MHFG Group's consolidated results of operations or financial condition.

In June 2006, the FASB ratified the EITF consensus on Issue No.06-2, "Accounting for Sabbatical Leave and Other Similar Benefits Pursuant to FASB Statement No.43" ("EITF Issue No.06-2"). EITF Issue No.06-2 addresses accounting for compensated absences that require the completion of a minimum service period and do not increase with additional years of service. EITF Issue No.06-2 is effective for fiscal years beginning after December 15, 2006. The adoption of EITF Issue No.06-2 is not expected to have a material impact on the MHFG Group's consolidated results of operations or financial condition.

In July 2006, the FASB issued FIN No.48, "Accounting for Uncertainty in Income Taxes" ("FIN No.48"), which creates a single model to address uncertainty in all tax positions subject to SFAS No.109. FIN No.48 clarifies the accounting for income taxes by prescribing the minimum recognition threshold a tax position is required to meet before being recognized in the financial statements. FIN No.48 also provides guidance on derecognition, measurement, classification, interest and penalties, accounting in interim periods, disclosure and transition. FIN No.48 is effective for fiscal years beginning after December 15, 2006 and differences between the amounts recognized in the statements of financial position prior to the adoption of FIN No.48 and the amounts reported after adoption should be accounted for as a cumulative-effect adjustment recorded to the beginning balance of retained earnings. The adoption of FIN No.48 will not have a material impact on the MHFG Group's consolidated results of operations or financial condition.

In September 2006, the FASB issued SFAS No.157, "Fair Value Measurements" ("SFAS No.157"), which clarifies the definition of fair value and the method used to measure fair value and expands the disclosure requirements about fair value measurements. SFAS No.157 establishes a fair value hierarchy that distinguishes between (1) market participant assumptions developed based on market data obtained from sources independent of the reporting entity and (2) the reporting entity's own assumptions about market participant assumptions developed based on the best information available in the circumstances. SFAS No.157 nullifies certain guidance provided for in EITF Issue No.02-3, "Issues Involved in Accounting for Derivative Contracts Held for Trading

MIZUHO FINANCIAL GROUP, INC. AND SUBSIDIARIES
NOTES TO CONSOLIDATED FINANCIAL STATEMENTS—(Continued)

Purposes and Contracts Involved in Energy Trading and Risk Management Activities” (“EITF Issue No.02-3”), and the related provisions of SFAS No.133. SFAS No.157 is effective for fiscal years beginning after November 15, 2007. The MHFG Group is currently evaluating the potential impact that the adoption of SFAS No.157 will have on its consolidated results of operations and financial condition.

In February 2007, the FASB issued SFAS No.159, “The Fair Value Option for Financial Assets and Financial Liabilities Including an amendment of FASB Statement No.115” (“SFAS No.159”). SFAS No.159 allows entities to choose, at specified election dates, to measure eligible financial assets and liabilities and certain other items at fair value that are not otherwise required to be measured at fair value. If a company elects the fair value option for an eligible item, changes in that item’s fair value in subsequent reporting periods must be recognized in current earnings. SFAS No.159 is effective for fiscal years beginning after November 15, 2007. Early adoption is permitted subject to certain conditions. The MHFG Group is currently evaluating the potential impact that the adoption of SFAS No.159 will have on its consolidated results of operations and financial condition.

In June 2007, the AICPA issued SOP No.07-1, “Clarification of the Scope of the Audit and Accounting Guide Investment Companies and Accounting by Parent Companies and Equity Method Investors for Investments in Investment Companies” (“SOP No.07-1”). SOP No.07-1 provides guidance for determining whether an entity is within the scope of the AICPA Audit and Accounting Guide Investment Companies (“the Guide”). Prior to the issuance of SOP No.07-1, in May 2007, the FASB issued FSP No.FIN46(R)-7 “Application of FASB Interpretation No.46(R) to Investment Companies” (“FSP No.FIN46(R)-7”), which addresses the application of FIN No.46R by an entity that accounts for its investments in accordance with the Guide. FSP No.FIN46(R)-7 extends the scope exception for investment companies in FIN No.46R to unregistered investment companies as defined by SOP No.07-1. SOP No.07-1 is effective for fiscal years beginning on or after December 15, 2007, with earlier application encouraged, and FSP No.FIN46(R)-7 follows the adoption of SOP No.07-1. The MHFG Group is currently evaluating the potential impact that the adoption of SOP No.07-1 and FSP No.FIN46(R)-7 will have on its consolidated results of operations and financial condition, but does not expect a material impact.

MIZUHO FINANCIAL GROUP, INC. AND SUBSIDIARIES
NOTES TO CONSOLIDATED FINANCIAL STATEMENTS—(Continued)

3. Trading account assets and trading account liabilities

The following table presents the components of Trading account assets and Trading account liabilities at their estimated fair value at March 31, 2006 and 2007:

	<u>2006</u>	<u>2007</u>
	(in millions of yen)	
Trading account assets:		
Trading securities:		
Japanese government and corporate debt securities	5,903,261	6,481,302
Japanese equity securities	643,832	613,785
Foreign government bonds and other securities	<u>2,277,718</u>	<u>2,409,517</u>
Total	<u>8,824,811</u>	<u>9,504,604</u>
Derivative assets:		
Interest rate contracts	1,972,873	1,828,742
Foreign exchange contracts	1,067,067	2,088,854
Equity-related contracts	104,175	103,107
Credit-related contracts	22,657	13,718
Other contracts, mainly commodity-related contracts	<u>400,571</u>	<u>411,308</u>
Total	<u>3,567,343</u>	<u>4,445,729</u>
Total	<u>12,392,154</u>	<u>13,950,333</u>
Trading account liabilities:		
Trading securities sold, not yet purchased	6,466,309	6,350,602
Derivative liabilities:		
Interest rate contracts	1,956,550	2,030,568
Foreign exchange contracts	1,503,795	2,401,340
Equity-related contracts	109,761	106,809
Credit-related contracts	16,963	22,592
Other contracts, mainly commodity-related contracts	<u>391,869</u>	<u>398,099</u>
Total	<u>3,978,938</u>	<u>4,959,408</u>
Total	<u>10,445,247</u>	<u>11,310,010</u>

See Note 28 “Fair value of financial instruments” for the methodologies and assumptions used to estimate fair values.

The MHFG Group performs trading activities through market-making, sales, and arbitrage. Net trading gains (losses) for the fiscal years ended March 31, 2005, 2006 and 2007 are comprised of the following:

	<u>2005</u>	<u>2006</u>	<u>2007</u>
	(in millions of yen)		
Trading account gains—net:			
Trading securities, excluding derivative contracts	69,656	376,839	144,740
Derivative contracts	<u>120,357</u>	<u>(356,497)</u>	<u>245,150</u>
Total	190,013	20,342	389,890
Foreign exchange gains (losses)—net	<u>(306)</u>	<u>(110,674)</u>	<u>(51,304)</u>
Net trading gains (losses)	<u>189,707</u>	<u>(90,332)</u>	<u>338,586</u>

MIZUHO FINANCIAL GROUP, INC. AND SUBSIDIARIES
NOTES TO CONSOLIDATED FINANCIAL STATEMENTS—(Continued)

4. Investments

The amortized cost, gross unrealized gains and losses, and fair value of available-for-sale and held-to-maturity securities at March 31, 2006 and 2007 are as follows:

	2006				2007			
	Amortized cost	Gross unrealized gains	Gross unrealized losses	Fair value	Amortized cost	Gross unrealized gains	Gross unrealized losses	Fair value
	(in millions of yen)							
Available-for-sale securities:								
Debt securities:								
Japanese government								
bonds	19,522,100	280	230,933	19,291,447	14,524,884	3,110	11,978	14,516,016
Japanese local gov't								
bonds	126,603	480	2,543	124,540	89,911	499	1,199	89,211
U.S. Treasury bonds	1,172,281	20,208	18,688	1,173,801	2,044,045	20,660	12,858	2,051,847
Other foreign gov't								
bonds	1,677,222	32,121	13,694	1,695,649	2,866,136	150,117	19,774	2,996,479
Corporate bonds	3,878,697	5,666	33,916	3,850,447	4,411,651	4,724	28,083	4,388,292
Mortgage-backed								
securities	2,310,276	75,300	16,602	2,368,974	3,006,025	65,783	23,013	3,048,795
Other debt securities	1,633,133	2,920	16,703	1,619,350	2,524,474	9,362	17,737	2,516,099
Equity securities								
(marketable)	2,428,815	3,641,925	2,099	6,068,641	2,591,059	3,679,090	6,221	6,263,928
Total	32,749,127	3,778,900	335,178	36,192,849	32,058,185	3,933,345	120,863	35,870,667
Held-to-maturity securities:								
Debt securities:								
Japanese government								
bonds	1,168,205	96	4,510	1,163,791	969,069	4	1,881	967,192
Japanese local gov't								
bonds	51,435	—	354	51,081	49,971	12	186	49,797
U.S. Treasury bonds	316,509	—	10,903	305,606	318,579	—	6,185	312,394
Total	1,536,149	96	15,767	1,520,478	1,337,619	16	8,252	1,329,383

The amortized cost and fair value of available-for-sale and held-to-maturity debt securities at March 31, 2007 by contractual maturity are shown in the table below. Expected maturities may differ from contractual maturities because borrowers may have the right to call or prepay obligations with or without penalties. Securities not due at a single maturity date and securities embedded with call or prepayment options, such as mortgage-backed securities, are included in the table below based on their original final or contractual maturities.

	Available-for-sale debt securities		Held-to-maturity debt securities	
	Amortized cost	Fair value	Amortized cost	Fair value
	(in millions of yen)			
Due in one year or less	7,418,507	7,429,045	515,165	514,861
Due after one year through five years	11,021,729	11,101,395	822,454	814,522
Due after five years through ten years	5,417,228	5,437,254	—	—
Due after ten years	5,609,662	5,639,045	—	—
Total	29,467,126	29,606,739	1,337,619	1,329,383

MIZUHO FINANCIAL GROUP, INC. AND SUBSIDIARIES
NOTES TO CONSOLIDATED FINANCIAL STATEMENTS—(Continued)

The following tables show the gross unrealized losses and fair value of available-for-sale and held-to-maturity securities, aggregated by the length of time that individual securities have been in a continuous unrealized loss position, at March 31, 2006 and 2007:

	Less than 12 months		12 months or more		Total	
	Fair Value	Gross unrealized losses	Fair Value	Gross unrealized losses	Fair Value	Gross unrealized losses
2006	(in millions of yen)					
Available-for-sale securities:						
Debt securities:						
Japanese government bonds	15,392,340	156,481	1,807,491	74,452	17,199,831	230,933
Japanese local gov't bonds	88,504	1,825	14,903	718	103,407	2,543
U.S. Treasury bonds	489,972	16,217	206,999	2,471	696,971	18,688
Other foreign gov't bonds	596,013	11,361	46,873	2,333	642,886	13,694
Corporate bonds	2,425,611	27,731	64,512	6,185	2,490,123	33,916
Mortgage-backed securities	493,449	7,371	260,267	9,231	753,716	16,602
Other debt securities	941,534	16,338	19,901	365	961,435	16,703
Equity securities (marketable)	94,564	2,063	204	36	94,768	2,099
Total	20,521,987	239,387	2,421,150	95,791	22,943,137	335,178
Held-to-maturity securities:						
Debt securities:						
Japanese government bonds	963,583	4,510	—	—	963,583	4,510
Japanese local gov't bonds	51,081	354	—	—	51,081	354
U.S. Treasury bonds	—	—	305,606	10,903	305,606	10,903
Total	1,014,664	4,864	305,606	10,903	1,320,270	15,767
2007	(in millions of yen)					
Available-for-sale securities:						
Debt securities:						
Japanese government bonds	7,265,195	11,640	28,653	338	7,293,848	11,978
Japanese local gov't bonds	816	3	65,083	1,196	65,899	1,199
U.S. Treasury bonds	184,752	544	224,215	12,314	408,967	12,858
Other foreign gov't bonds	536,316	4,869	248,751	14,905	785,067	19,774
Corporate bonds	1,020,976	8,683	1,778,342	19,400	2,799,318	28,083
Mortgage-backed securities	711,735	8,358	522,287	14,655	1,234,022	23,013
Other debt securities	721,954	8,330	739,494	9,407	1,461,448	17,737
Equity securities (marketable)	136,827	6,200	516	21	137,343	6,221
Total	10,578,571	48,627	3,607,341	72,236	14,185,912	120,863
Held-to-maturity securities:						
Debt securities:						
Japanese government bonds	79,934	72	837,267	1,809	917,201	1,881
Japanese local gov't bonds	—	—	48,904	186	48,904	186
U.S. Treasury bonds	—	—	312,394	6,185	312,394	6,185
Total	79,934	72	1,198,565	8,180	1,278,499	8,252

The MHFG Group performs periodic reviews to identify impaired securities. Impairment is evaluated considering the length of time and extent to which the fair value has been below cost, the financial condition and near-term prospects of the issuer, as well as the MHFG Group's ability and intent to hold the investments for an

MIZUHO FINANCIAL GROUP, INC. AND SUBSIDIARIES
NOTES TO CONSOLIDATED FINANCIAL STATEMENTS—(Continued)

adequate period of time until an anticipated market price recovery or maturity. If it is determined that the impairment is other-than-temporary, the investment is written down to fair value, and a loss is recognized immediately through earnings.

The MHFG Group has determined that the unrealized losses on investments in a continuous loss position for 12 months or more at March 31, 2007, are not other-than-temporary, because such losses have resulted primarily from rising interest rates and the MHFG Group has the ability and intent to hold them for a period of time sufficient to recover gross unrealized losses.

For the fiscal years ended March 31, 2005, 2006 and 2007, losses resulting from write-downs for other-than-temporary impairment on available-for-sale securities were ¥19,297 million, ¥83,235 million and ¥212,583 million, respectively. No impairment losses were recorded on held-to-maturity securities for those fiscal years.

For the fiscal years ended March 31, 2005, 2006 and 2007, proceeds from sales of available-for-sale securities were ¥34,754,823 million, ¥29,549,504 million and ¥34,491,806 million, respectively. Gross realized gains on those sales were ¥511,058 million, ¥298,955 million and ¥294,821 million, respectively, and gross realized losses on those sales were ¥53,842 million, ¥162,159 million and ¥51,654 million, respectively, for the fiscal years ended March 31, 2005, 2006 and 2007.

Other investments

The following table summarizes the composition of other investments:

	<u>2006</u>	<u>2007</u>
	(in millions of yen)	
Equity method investments	204,831	239,746
Investments held by consolidated investment companies	66,416	81,824
Other equity interests	<u>840,552</u>	<u>471,840</u>
Total other investments	<u>1,111,799</u>	<u>793,410</u>

Equity method investments

Investments in investees over which the MHFG Group has the ability to exert significant influence are accounted for using the equity method of accounting. Such investments included marketable equity securities carried at ¥33,250 million and ¥37,860 million at March 31, 2006 and 2007, respectively. The aggregated market values of those marketable equity securities were ¥106,676 million and ¥91,867 million, respectively.

Investments held by consolidated investment companies

The MHFG Group consolidates certain investment companies for which it has control either through ownership or other means. Investment companies are subject to specialized industry accounting which requires investments to be carried at fair value, with changes in fair value recorded in earnings. The MHFG Group maintains this specialized industry accounting for investments held by consolidated investment companies, which consist of marketable and non-marketable investments.

MIZUHO FINANCIAL GROUP, INC. AND SUBSIDIARIES
NOTES TO CONSOLIDATED FINANCIAL STATEMENTS—(Continued)

Other equity interests

Other equity interests consist primarily of non-marketable equity securities outside the scope of SFAS No.115, for which the MHFG Group has neither significant influence nor control over the investees. These securities are stated at acquisition cost, with other-than-temporary impairment, if any, included in earnings. The fair values of these securities at March 31, 2006 and 2007 were not readily determinable. The MHFG Group monitors the status of each investee, including its credit rating, to determine whether impairment losses should be recognized. The decrease in other equity interests is mainly due to write-down of preferred stocks issued by a large non-bank financial company.

5. Loans

The table below presents loans outstanding by domicile and industry of borrower at March 31, 2006 and 2007. Categorization of loans by industry is based on the loan classifications designated by the Bank of Japan (“the BOJ”) for regulatory reporting purposes.

	2006	2007
	(in millions of yen)	
Domestic: (1)		
Manufacturing	7,792,723	7,662,036
Construction	1,563,511	1,502,442
Real estate	7,046,668	6,647,086
Services	6,308,198	6,120,059
Wholesale and retail	6,929,994	6,356,583
Transportation	2,789,525	2,594,601
Banks and other financial institutions	6,540,940	4,286,617
Government and public institutions	4,574,072	6,099,359
Other industries (2)	5,184,264	5,451,861
Individuals:		
Mortgage loans	10,655,069	11,025,079
Other	1,317,167	1,338,493
Total domestic	60,702,131	59,084,216
Foreign:		
Commercial and industrial	6,104,658	7,963,577
Banks and other financial institutions	1,437,166	1,675,503
Government and public institutions	330,987	366,292
Other (2)	205,411	184,898
Total foreign	8,078,222	10,190,270
Total	68,780,353	69,274,486
Less: Unearned income and deferred loan fees—net	69,392	91,619
Total loans before allowance for loan losses	68,710,961	69,182,867

Notes:

- (1) Certain amounts in the prior period have been reclassified to conform to the current period’s presentation.
- (2) Other industries of domestic and other of foreign include trade receivables and lease receivables of consolidated variable interest entities.

MIZUHO FINANCIAL GROUP, INC. AND SUBSIDIARIES
NOTES TO CONSOLIDATED FINANCIAL STATEMENTS—(Continued)

Losses on sales of loans were ¥2,025 million, ¥2,050 million and ¥1,977 million and gains on sales of loans were ¥16,048 million, ¥2,387 million and ¥1,211 million for the fiscal years ended March 31, 2005, 2006 and 2007, respectively.

Impaired loans

The MHFG Group considers both loans that are subject to SFAS No.114 and small balance, homogenous loans to be impaired when it is probable that the MHFG Group will be unable to collect all the scheduled payments of principal and interest when due according to the contractual terms of the loan. Among other things, restructured loans under SFAS No.15 and loans that are 90 days or more delinquent are generally considered to be impaired. All of the MHFG Group's impaired loans are designated as nonaccrual loans. A summary of the recorded balances of impaired loans and the related allowance for loan losses at March 31, 2006 and 2007 is shown below:

	2006		2007	
	Recorded impaired loan balance	Allowance for loan losses on impaired loans	Recorded impaired loan balance	Allowance for loan losses on impaired loans
	(in millions of yen)			
Impaired loans requiring an allowance for loan losses	1,024,945	331,491	1,403,829	602,148
Impaired loans not requiring an allowance for loan losses (Note)	204,472	—	125,037	—
Total	<u>1,229,417</u>	<u>331,491</u>	<u>1,528,866</u>	<u>602,148</u>

Note: These impaired loans do not require an allowance for loan losses because the MHFG Group has sufficient collateral to cover probable loan losses.

The average recorded balance of impaired loans was ¥1,589 billion and ¥1,221 billion for the fiscal years ended March 31, 2006 and 2007, respectively.

Had interest on nonaccrual loans been accrued at the original contractual terms, gross interest income on such loans for the fiscal years ended March 31, 2005, 2006 and 2007 would have been ¥64 billion, ¥45 billion and ¥46 billion, respectively, of which ¥36 billion, ¥24 billion and ¥30 billion, respectively, were included in interest income on loans in the consolidated statements of income.

Lease receivables

As part of its financing activities, the MHFG Group enters into leasing arrangements with customers as lessor. The MHFG Group's leasing operations are performed through leasing subsidiaries in the United States and consist principally of direct financing leases and leveraged leases, involving various types of data processing equipment, office equipment, and transportation equipment. As of March 31, 2006 and 2007, direct financing lease receivables were ¥15,022 million and ¥20,641 million, respectively, and leveraged lease receivables were ¥40,461 million and ¥37,562 million, respectively.

MIZUHO FINANCIAL GROUP, INC. AND SUBSIDIARIES
NOTES TO CONSOLIDATED FINANCIAL STATEMENTS—(Continued)

6. Allowance for loan losses

Changes in the allowance for loan losses for the fiscal years ended March 31, 2005, 2006 and 2007 are shown below:

	<u>2005</u>	<u>2006</u>	<u>2007</u>
	(in millions of yen)		
Balance at beginning of fiscal year	1,936,167	1,207,155	812,321
Provision (credit) for loan losses	55,035	(157,666)	182,115
Charge-offs	876,087	305,729	110,612
Less: Recoveries	89,740	73,891	58,021
Net charge-offs	786,347	231,838	52,591
Others (Note)	2,300	(5,330)	4,302
Balance at end of fiscal year	<u>1,207,155</u>	<u>812,321</u>	<u>946,147</u>

Note: Others include primarily foreign exchange translation.

The amount of provision for loan losses decreased in the fiscal year ended March 31, 2006 compared to the previous fiscal year. This was a result of improvements in the credit quality of many of our previously troubled borrowers and general improvements in the Japanese economy. The MHFG Group recorded provision for loan losses for the fiscal year ended March 31, 2007 mainly due to the downgrade in the credit rating of a large non-bank financial company borrower.

The amount of charge-offs decreased in these fiscal years as disposals of impaired loans decreased and general economic conditions in Japan improved.

7. Premises and equipment

Premises and equipment at March 31, 2006 and 2007 consist of the following:

	<u>2006</u>	<u>2007</u>
	(in millions of yen)	
Land	167,002	164,247
Buildings	565,459	605,680
Equipment and furniture	190,113	197,489
Leasehold improvements	125,046	125,754
Construction in progress	27,605	3,010
Software	463,415	524,463
Total	1,538,640	1,620,643
Less: Accumulated depreciation and amortization	698,746	773,120
Premises and equipment—net	<u>839,894</u>	<u>847,523</u>

Depreciation and amortization expense for premises and equipment for the fiscal years ended March 31, 2005, 2006 and 2007 was ¥148,160 million, ¥136,553 million and ¥140,313 million, respectively.

Premises and equipment under capital leases, which is primarily comprised of data processing equipment, amounted to ¥54,651 million and ¥49,832 million at March 31, 2006 and 2007, respectively. Accumulated

MIZUHO FINANCIAL GROUP, INC. AND SUBSIDIARIES
NOTES TO CONSOLIDATED FINANCIAL STATEMENTS—(Continued)

depreciation and amortization on such premises and equipment at March 31, 2006 and 2007 amounted to ¥35,279 million and ¥33,168 million, respectively.

For the fiscal year ended March 31, 2005, the MHFG Group recognized impairment charges on long-lived assets amounting to ¥17,484 million, which is primarily related to the retirement of banking operations software as a result of system integrations.

8. Goodwill

SFAS No.142 requires that goodwill, formerly subject to amortization, should no longer be amortized and should be tested for impairment at least annually. The carrying amount of goodwill as of March 31, 2006 and 2007 was ¥39,559 million, and there were no impairment losses nor new acquisitions during the fiscal years ended March 31, 2006 and 2007.

9. Pledged assets and collateral

The following amounts, by balance sheet classifications, have been pledged as collateral for borrowings and for other purposes at March 31, 2006 and 2007:

	2006	2007
	(in millions of yen)	
Interest-bearing deposits in other banks	19,591	9,346
Trading account assets	4,880,456	5,148,913
Available-for-sale securities	16,241,788	14,368,727
Loans	6,013,108	6,940,643
Other assets	422,962	570,827
Total	27,577,905	27,038,456

The amounts above include pledged assets that secured parties are not permitted to sell or repledge. At March 31, 2006 and 2007, the carrying values of such pledged assets were ¥19,065 billion and ¥16,244 billion, respectively.

The BOJ requires private depository institutions to maintain a certain amount of funds as reserves in current accounts with the BOJ, based on average deposit balances and certain other factors. There are similar reserve deposit requirements for foreign offices engaged in banking businesses in foreign countries. At March 31, 2006 and 2007, the reserve funds maintained by the MHFG Group, which were included in Cash and due from banks and Interest-bearing deposits in other banks, were ¥2,269 billion and ¥1,924 billion, respectively.

At March 31, 2006 and 2007, the MHFG Group had received collateral that can be sold or repledged, with a fair value of ¥15,906 billion and ¥18,300 billion, respectively, of which ¥11,298 billion and ¥13,329 billion, respectively, were sold or repledged. Such collateral was primarily obtained under resale or securities borrowing agreements, and was used generally as collateral under repurchase or securities lending agreements, or to cover short sales.

MIZUHO FINANCIAL GROUP, INC. AND SUBSIDIARIES
NOTES TO CONSOLIDATED FINANCIAL STATEMENTS—(Continued)

10. Deposits

The balances of time deposits and certificates of deposit issued by domestic offices in amounts of ¥10 million (approximately US\$85 thousand at the Federal Reserve Bank of New York's noon buying rate on March 30, 2007) or more as well as the balance of those deposits issued by foreign offices in amounts of US\$100,000 or more at March 31, 2006 and 2007 are as follows:

	<u>2006</u>	<u>2007</u>
	(in millions of yen)	
Domestic offices:		
Time deposits	15,387,476	16,945,461
Certificates of deposit	<u>8,353,790</u>	<u>6,998,800</u>
Total	<u>23,741,266</u>	<u>23,944,261</u>
Foreign offices:		
Time deposits	5,195,887	6,420,084
Certificates of deposit	<u>1,005,334</u>	<u>1,796,387</u>
Total	<u>6,201,221</u>	<u>8,216,471</u>

The aggregate amount of demand deposits in overdraft status that have been reclassified as loan balances at March 31, 2006 and 2007 was ¥752 billion and ¥661 billion, respectively.

The balance and remaining maturities of time deposits and certificates of deposit issued by domestic and foreign offices at March 31, 2007 are shown in the following table:

	<u>Time deposits</u>	<u>Certificates of deposit</u>	<u>Total</u>
	(in millions of yen)		
Domestic offices:			
Due in one year or less	21,716,778	6,990,000	28,706,778
Due after one year through two years	1,717,004	8,800	1,725,804
Due after two years through three years	1,735,954	—	1,735,954
Due after three years through four years	353,547	—	353,547
Due after four years through five years	273,794	—	273,794
Due after five years	95,311	—	95,311
Total	<u>25,892,388</u>	<u>6,998,800</u>	<u>32,891,188</u>
Foreign offices:			
Due in one year or less	6,910,021	1,781,632	8,691,653
Due after one year through two years	12,875	7,253	20,128
Due after two years through three years	4,190	7,555	11,745
Due after three years through four years	8,013	—	8,013
Due after four years through five years	50	—	50
Due after five years	<u>12,462</u>	<u>—</u>	<u>12,462</u>
Total	<u>6,947,611</u>	<u>1,796,440</u>	<u>8,744,051</u>
Total	<u>32,839,999</u>	<u>8,795,240</u>	<u>41,635,239</u>

MIZUHO FINANCIAL GROUP, INC. AND SUBSIDIARIES
NOTES TO CONSOLIDATED FINANCIAL STATEMENTS—(Continued)

11. Debentures

MHCB and MHBK issue debentures denominated in Japanese yen with fixed interest or discount rates to institutional and private investors as a source of funding for their operational needs. The following table summarizes the composition of debentures at March 31, 2006 and 2007:

<u>2006</u>	<u>(in millions of yen)</u>
One-year discount debentures with discount rates of 0.02% to 0.08% (due 2006-2007)	655,236
Three-year coupon debentures with interest rates of 0.35% (due 2006)	100,800
Five-year coupon debentures with interest rates of 0.10% to 1.40% (due 2006-2011)	<u>5,830,468</u>
Total	<u>6,586,504</u>

<u>2007</u>	<u>(in millions of yen)</u>
One-year discount debentures with discount rates of 0.05% to 0.37% (due 2007-2008)	421,574
Five-year coupon debentures with interest rates of 0.10% to 1.20% (due 2007-2012)	<u>4,302,232</u>
Total	<u>4,723,806</u>

12. Due to trust accounts

MHTB and TCSB, which are MHFG's subsidiary trust banks, hold assets on behalf of their customers in an agent, fiduciary or trust capacity. Such trust account assets are not the MHFG Group's proprietary assets and are managed and accounted for separately. However, the cash of individual trust accounts is often placed with MHTB and TCSB for the customers' short-term investment needs. These amounts which MHTB and TCSB owe to the trust accounts are recorded as Due to trust accounts. The weighted average interest rate of Due to trust accounts was 0.37% and 0.67% at March 31, 2006 and 2007, respectively.

13. Long-term debt

Long-term debt with original maturities of more than one year at March 31, 2006 and 2007 is comprised of the following:

	<u>2006</u>	<u>2007</u>
	<u>(in millions of yen)</u>	
Obligations under capital leases	30,063	27,271
Loan participation borrowings	139,519	686,322
Senior borrowings and bonds	796,129	1,658,131
Subordinated borrowings and bonds	4,129,049	4,471,635
Borrowings and bonds of variable interest entities	<u>290,231</u>	<u>230,577</u>
Total	<u>5,384,991</u>	<u>7,073,936</u>

MIZUHO FINANCIAL GROUP, INC. AND SUBSIDIARIES
NOTES TO CONSOLIDATED FINANCIAL STATEMENTS—(Continued)

The following table presents interest rates and maturities of senior borrowings and bonds, subordinated borrowings and bonds, and borrowings and bonds of variable interest entities:

	<u>Interest rates (1)</u> (%)	<u>Maturity (2)</u>	<u>2006</u> (in millions of yen)	<u>2007</u> (in millions of yen)
MHCB:				
Senior fixed rate borrowings denominated in Japanese yen	—	—	2,351	—
Senior floating rate borrowings denominated in Japanese yen	0.38-0.941	May 2007-Aug. 2020	211,200	249,500
Senior fixed rate borrowings denominated in U.S. dollars	7.49	Jul. 2018	4,566	3,277
Senior floating rate borrowings denominated in U.S. dollars	4.985-5.329	Sep. 2007-Feb. 2012	44,042	43,068
Senior fixed rate borrowings denominated in other currencies	4.51-6.163	Apr. 2007-Dec. 2015	5,060	46,840
Senior fixed rate bonds denominated in Japanese yen	1.4-3.65	Sep. 2010-Jan. 2012	6,000	606,000
Senior floating rate bonds denominated in Japanese yen	0.74-0.88	Nov. 2010	999	1,002
Senior fixed rate bonds denominated in U.S. dollars	4.23-5.71	Jul. 2007-Jun. 2009	7,634	8,154
Senior floating rate bonds denominated in U.S. dollars	4.54-5.43	Dec. 2007	1,644	591
Subordinated fixed rate borrowings denominated in Japanese yen	0.993-3.963	Jun. 2007-Perpetual	562,028	785,708
Subordinated floating rate borrowings denominated in Japanese yen	0.538-2.45	Jun. 2007-Perpetual	756,066	648,750
Subordinated fixed rate borrowings denominated in U.S. dollars	5.89-8.91	Jun. 2008-Jan. 2024	716,109	719,871
Subordinated floating rate borrowings denominated in U.S. dollars	5.259-5.36	Dec. 2008-Sep. 2011	3,759	88,213
Subordinated fixed rate borrowings denominated in Euro	4.85-4.98	Apr. 2009-Jun. 2011	179,437	197,789
Subordinated floating rate borrowings denominated in Euro	3.923-4.003	Sep. 2010	9,279	10,228
Subordinated fixed rate bonds denominated in Japanese yen	2.1-3.0	Nov. 2012-Aug. 2014	<u>123,100</u>	<u>123,063</u>
Total			<u>2,633,274</u>	<u>3,532,054</u>
MHBK:				
Senior fixed rate borrowings denominated in Japanese yen	0.25-6.5	Apr. 2007-Mar. 2027	11,636	13,918
Subordinated fixed rate borrowings denominated in Japanese yen	1.399-4.6	Sep. 2007-Perpetual	593,400	630,600
Subordinated floating rate borrowings denominated in Japanese yen	1.168-3.914	Jun. 2007-Sep. 2012	503,350	379,550
Subordinated fixed rate borrowings denominated in U.S. dollars	6.646-8.475	Jun. 2016-Jan. 2024	139,437	140,173

MIZUHO FINANCIAL GROUP, INC. AND SUBSIDIARIES
NOTES TO CONSOLIDATED FINANCIAL STATEMENTS—(Continued)

	<u>Interest rates (1)</u> (%)	<u>Maturity (2)</u>	<u>2006</u> (in millions of yen)	<u>2007</u>
Subordinated floating rate borrowings denominated in U.S. dollars	6.181	Sep. 2007	12,922	12,990
Subordinated fixed rate bonds denominated in Japanese yen	0.96-2.87	Sep. 2009-Nov. 2026	230,700	373,400
Subordinated floating rate bonds denominated in Japanese yen	0.8-1.564	Sep. 2009-Jan. 2012	<u>80,900</u>	<u>149,100</u>
Total			<u>1,572,345</u>	<u>1,699,731</u>
MHFG and other subsidiaries:				
Senior fixed rate borrowings denominated in Japanese yen	0.5-5.2	Apr. 2007-May 2036	21,616	38,580
Senior floating rate borrowings denominated in Japanese yen	0.595-2.45	Apr. 2007-Jun. 2020	132,800	157,600
Senior fixed rate bonds denominated in Japanese yen	0-14.9	Apr. 2007-Apr. 2037	206,789	278,535
Senior floating rate bonds denominated in Japanese yen	0-19.0	May 2007-Apr. 2037	127,288	197,765
Senior bonds denominated in foreign currency	0-7.5	Jun. 2007-Apr. 2027	12,504	13,301
Subordinated fixed rate borrowings denominated in Japanese yen	1.878-3.5	Jul. 2012-May 2016	50,062	60,000
Subordinated floating rate borrowings denominated in Japanese yen	—	—	7,000	—
Subordinated fixed rate bonds denominated in Japanese yen	1.01-2.76	May 2012-Perpetual	87,800	84,100
Subordinated floating rate bonds denominated in Japanese yen	2.28-4.25	Nov. 2013-Perpetual	73,700	68,100
Fixed rate borrowings of variable interest entities	0.71-1.5	Jul. 2007-Jan. 2012	106,000	110,583
Floating rate borrowings of variable interest entities	0.744-5.204	Apr. 2007-Dec. 2039	179,157	119,994
Floating rate bonds of variable interest entities	—	—	<u>5,074</u>	<u>—</u>
Total			<u>1,009,790</u>	<u>1,128,558</u>
Total (3), (4)			<u>5,215,409</u>	<u>6,360,343</u>

Notes:

- (1) The interest rates shown are the range of contractual rates in effect at March 31, 2007.
- (2) Maturity information shown is the range of maturities at March 31, 2007.
- (3) None of the long-term debt issues listed above is convertible to common stock.
- (4) Certain debt agreements permit the MHFG Group to redeem the related debt, in whole or in part, prior to maturity at the MHFG Group's option on terms specified in the respective agreements.

MIZUHO FINANCIAL GROUP, INC. AND SUBSIDIARIES
NOTES TO CONSOLIDATED FINANCIAL STATEMENTS—(Continued)

The following is a summary of contractual maturities of long-term debt subsequent to March 31, 2007:

	<u>MHCB</u>	<u>MHBK</u>	<u>MHFG and other subsidiaries</u>	<u>Total</u>
	(in millions of yen)			
Fiscal years ending March 31:				
2008	226,793	154,916	99,808	481,517
2009	464,422	168,527	103,549	736,498
2010	502,660	191,207	200,545	894,412
2011	295,062	54,628	86,085	435,775
2012	866,969	178,754	102,562	1,148,285
2013 and thereafter	<u>1,850,258</u>	<u>965,693</u>	<u>561,498</u>	<u>3,377,449</u>
Total	<u>4,206,164</u>	<u>1,713,725</u>	<u>1,154,047</u>	<u>7,073,936</u>

14. Other assets and liabilities

The following table sets forth the details of other assets and liabilities at March 31, 2006 and 2007:

	<u>2006</u>	<u>2007</u>
	(in millions of yen)	
Other assets:		
Collateral provided for derivative transactions	342,568	489,877
Miscellaneous receivables	533,409	473,052
Prepaid pension cost	153,016	357,326
Accounts receivable from brokers, dealers and customers for securities transactions	1,675,386	297,916
Financial Stabilization Funds	274,189	284,564
Loans held for sale	—	213,374
Security deposits	129,459	124,974
Other	<u>576,908</u>	<u>455,107</u>
Total	<u>3,684,935</u>	<u>2,696,190</u>
Other liabilities:		
Accounts payable to brokers, dealers and customers for securities transactions	635,103	811,871
Miscellaneous payables	771,310	468,090
Factoring amounts owed to customers	279,994	348,476
Matured debentures	354,006	289,279
Unearned income	164,674	145,410
Collateral accepted for derivative transactions	163,083	135,736
Other	<u>793,569</u>	<u>704,635</u>
Total	<u>3,161,739</u>	<u>2,903,497</u>

Financial Stabilization Funds

The Financial Stabilization Funds were initiated in 1996 by the Japanese government in connection with the liquidation of certain failed housing-loan companies. Several financial institutions including the BOJ were required by the Japanese government to invest in these Funds in an effort to stabilize the effects on the Japanese economy. The returns from the investment of the Funds are first to be used to make up for a part of the losses

MIZUHO FINANCIAL GROUP, INC. AND SUBSIDIARIES
NOTES TO CONSOLIDATED FINANCIAL STATEMENTS—(Continued)

incurred as the housing-loan companies' loans are collected and disposed of. The Funds are principally invested in Japanese government bonds, but the investment income earned by the Funds does not accrue to the MHFG Group, and as a result, the deposits are noninterest-bearing.

The MHFG Group made deposits with the Funds amounting to ¥359,017 million during the fiscal year ended March 31, 1997. The deposits are expected to mature in 15 years from the deposit date. The deposits were discounted to their present value at the time of the deposit and the discount is being accreted over the expected period to maturity using the interest method. The carrying amount of the deposits as of March 31, 2006 and 2007 was ¥274,189 million and ¥284,564 million, respectively.

Unearned income

Unearned income is primarily comprised of refundable fees received from consumer loan customers at the time the loan was made, which is being deferred and recognized in earnings as earned.

Matured debentures

Matured debentures represent the principal balance of debentures that have reached maturity but have not yet been repaid to customers.

15. Preferred stock

The composition of preferred stock at March 31, 2005, 2006 and 2007 is as follows:

2005 Class of stock	Aggregate amount (in millions of yen)	Number of shares			Liquidation value per share (yen)	Convertible or not
		Authorized	Issued	In treasury		
Second series class II preferred stock	200,000	100,000	100,000	38,600	2,000,000	Yes
Third series class III preferred stock	200,000	100,000	100,000	—	2,000,000	Yes
Fourth series class IV preferred stock	300,000	150,000	150,000	—	2,000,000	No
Sixth series class VI preferred stock	300,000	150,000	150,000	—	2,000,000	No
Seventh series class VII preferred stock	250,000	125,000	125,000	—	2,000,000	Yes
Eighth series class VIII preferred stock	250,000	125,000	125,000	65,700	2,000,000	Yes
Ninth series class IX preferred stock	41,250	33,000	33,000	33,000	1,250,000	Yes
Tenth series class X preferred stock	247,788	140,000	140,000	—	1,250,000	Yes
Eleventh series class XI preferred stock	943,740	1,398,500	943,740	—	1,000,000	Yes
Class XII preferred stock	—	1,500,000	—	—	—	—
Thirteenth series class XIII preferred stock	36,690	1,500,000	36,690	—	1,000,000	No
Total	<u>2,769,468</u>	<u>5,321,500</u>	<u>1,903,430</u>	<u>137,300</u>		

MIZUHO FINANCIAL GROUP, INC. AND SUBSIDIARIES
NOTES TO CONSOLIDATED FINANCIAL STATEMENTS—(Continued)

<u>2006</u>	<u>Class of stock</u>	<u>Aggregate amount</u> (in millions of yen)	<u>Number of shares</u>			<u>Liquidation</u> <u>value per share</u> (yen)	<u>Convertible</u> <u>or not</u>
			<u>Authorized</u>	<u>Issued</u>	<u>In treasury</u>		
	Fourth series class IV preferred stock	300,000	150,000	150,000	—	2,000,000	No
	Sixth series class VI preferred stock	300,000	150,000	150,000	—	2,000,000	No
	Eleventh series class XI preferred stock	943,740	1,398,500	943,740	—	1,000,000	Yes
	Class XII preferred stock	—	1,500,000	—	—	—	—
	Thirteenth series class XIII preferred stock	36,690	1,500,000	36,690	—	1,000,000	No
	Total	<u>1,580,430</u>	<u>4,698,500</u>	<u>1,280,430</u>	<u>—</u>		
<u>2007</u>	<u>Class of stock</u>	<u>Aggregate amount</u> (in millions of yen)	<u>Number of shares</u>			<u>Liquidation</u> <u>value per share</u> (yen)	<u>Convertible</u> <u>or not</u>
			<u>Authorized</u>	<u>Issued</u>	<u>In treasury</u>		
	Eleventh series class XI preferred stock	943,740	1,398,500	943,740	—	1,000,000	Yes
	Class XII preferred stock	—	1,500,000	—	—	—	—
	Thirteenth series class XIII preferred stock	36,690	1,500,000	36,690	—	1,000,000	No
	Total	<u>980,430</u>	<u>4,398,500</u>	<u>980,430</u>	<u>—</u>		

Holders or registered pledgees of preferred stock are entitled to receive annual dividends, and distribution of residual assets of MHFG as set out above as liquidation value per share, in priority to holders of common stock but pari passu among themselves. MHFG may pay up to one-half of the annual dividend payable on each class of preferred stock as an interim dividend. Dividends on preferred stock are not cumulative. Holders of preferred stock are not entitled to vote at a general meeting of shareholders except where the articles of incorporation entitle holders of preferred stock to vote.

Thirteenth series class XIII preferred stock is callable (in full or in part) at the option of the issuer after April 1, 2013. Call price is the sum of the liquidation value per share and the accrued dividend. Accrued dividend is calculated on a daily basis starting on the first day of the fiscal period in which the call date belongs and ending on the call date. If an interim dividend is paid during that fiscal period, the amount of this interim dividend will be subtracted from the accrued dividend.

MIZUHO FINANCIAL GROUP, INC. AND SUBSIDIARIES
NOTES TO CONSOLIDATED FINANCIAL STATEMENTS—(Continued)

Eleventh series class XI preferred stock is convertible into common stock at the option of the holder. Material terms and conditions of conversion are as follows:

	<u>Conversion period (1)</u>	<u>Conversion ratio (2)</u>
Eleventh series class XI preferred stock	July 1, 2008 to June 30, 2016	¥1,000,000/(conversion price), where the conversion price is the higher of (x) the average price of daily closing prices (including closing bid or offered price) of common stock as reported by the Tokyo Stock Exchange (“TSE”) for the 30 consecutive trading days (excluding trading days on which no closing price, closing bid or offered price is reported) commencing on the 45th trading day prior to July 1, 2008 and (y) ¥50,000; to be reset on July 1 of each year between 2009 and 2015 (each, a “Reset Date”) as ¥1,000,000/(conversion price), where the conversion price is the lower of (x) the average price of daily closing prices (including closing bid or offered price) of common stock as reported by the TSE for the 30 consecutive trading days (excluding trading days on which no closing price, closing bid or offered price is reported) commencing on the 45th trading day prior to the Reset Date and (y) the conversion price effective as of the Reset Date, provided that the conversion price shall not be less than 60% of the initial conversion price or ¥50,000.

Notes:

- (1) If the date to determine the shareholders entitled to exercise their voting rights at a general meeting of the shareholders of MHFG (the “Record Date”) is prescribed, the period from and including the date immediately following such Record Date to and including the date on which such general meeting is concluded shall be excluded.
- (2) Subject to adjustment, where issuance or disposal by MHFG of common stock for a price below the “current market price”, a stock split, issuance of securities convertible into common stock at a price below the “current market price” at the time of issuance thereof or determination of the conversion price thereof, merger or amalgamation, or a capital decrease or stock consolidation occurs and in certain other circumstances.

Each share of preferred stock which has not been converted as described above by the end of the relevant conversion period will be converted into common stock on the day following the end of the conversion period on the following terms:

	<u>Conversion date</u>	<u>Conversion ratio</u>
Eleventh series class XI preferred stock	July 1, 2016	¥1,000,000/(current market price), where the current market price is the average price of daily closing prices (including closing bid or offered price) of common stock as reported by the TSE for the 30 consecutive trading days (excluding trading days on which no closing price, closing bid or offered price is reported) commencing on the 45th trading day prior to July 1, 2016, provided that the current market price shall not be less than 60% of the initial conversion price or ¥50,000.

MIZUHO FINANCIAL GROUP, INC. AND SUBSIDIARIES
NOTES TO CONSOLIDATED FINANCIAL STATEMENTS—(Continued)

The changes in the number of shares and the aggregate amount of preferred stock during the fiscal years ended March 31, 2005, 2006, and 2007 were as follows:

Class of stock	Issued at March 31, 2004	Net change	Issued at March 31, 2005	Cancelled	Issued at March 31, 2006	Cancelled	Issued at March 31, 2007
	(number of shares)						
Preferred stock held by the Resolution and Collection Corporation:							
First series class I preferred stock	33,000	(33,000)	—	—	—	—	—
Second series class II preferred stock	100,000	—	100,000	(100,000)	—	—	—
Third series class III preferred stock	100,000	—	100,000	(100,000)	—	—	—
Fourth series class IV preferred stock	150,000	—	150,000	—	150,000	(150,000)	—
Sixth series class VI preferred stock	150,000	—	150,000	—	150,000	(150,000)	—
Seventh series class VII preferred stock	125,000	—	125,000	(125,000)	—	—	—
Eighth series class VIII preferred stock	125,000	—	125,000	(125,000)	—	—	—
Ninth series class IX preferred stock	140,000	(107,000)	33,000	(33,000)	—	—	—
Tenth series class X preferred stock	140,000	—	140,000	(140,000)	—	—	—
Total	<u>1,063,000</u>	<u>(140,000)</u>	<u>923,000</u>	<u>(623,000)</u>	<u>300,000</u>	<u>(300,000)</u>	<u>—</u>
Preferred stock held by other shareholders:							
Eleventh series class XI preferred stock	943,740	—	943,740	—	943,740	—	943,740
Twelfth series class XI preferred stock	5,500	(5,500)	—	—	—	—	—
Thirteenth series class XIII preferred stock	36,690	—	36,690	—	36,690	—	36,690
Total	<u>985,930</u>	<u>(5,500)</u>	<u>980,430</u>	<u>—</u>	<u>980,430</u>	<u>—</u>	<u>980,430</u>
Total preferred stock	<u>2,048,930</u>	<u>(145,500)</u>	<u>1,903,430</u>	<u>(623,000)</u>	<u>1,280,430</u>	<u>(300,000)</u>	<u>980,430</u>

MIZUHO FINANCIAL GROUP, INC. AND SUBSIDIARIES
NOTES TO CONSOLIDATED FINANCIAL STATEMENTS—(Continued)

<u>Class of stock</u>	<u>Aggregate amount at March 31, 2004</u>	<u>Net change (Note)</u>	<u>Aggregate amount at March 31, 2005</u>	<u>Cancelled (Note)</u>	<u>Aggregate amount at March 31, 2006</u>	<u>Cancelled (Note)</u>	<u>Aggregate amount at March 31, 2007</u>
(in millions of yen)							
Preferred stock held by the Resolution and Collection Corporation:							
First series class I preferred stock . . .	99,000	(99,000)	—	—	—	—	—
Second series class II preferred stock . . .	200,000	—	200,000	(200,000)	—	—	—
Third series class III preferred stock . . .	200,000	—	200,000	(200,000)	—	—	—
Fourth series class IV preferred stock	300,000	—	300,000	—	300,000	(300,000)	—
Sixth series class VI preferred stock . . .	300,000	—	300,000	—	300,000	(300,000)	—
Seventh series class VII preferred stock	250,000	—	250,000	(250,000)	—	—	—
Eighth series class VIII preferred stock	250,000	—	250,000	(250,000)	—	—	—
Ninth series class IX preferred stock . . .	175,000	(133,750)	41,250	(41,250)	—	—	—
Tenth series class X preferred stock . . .	247,788	—	247,788	(247,788)	—	—	—
Total	<u>2,021,788</u>	<u>(232,750)</u>	<u>1,789,038</u>	<u>(1,189,038)</u>	<u>600,000</u>	<u>(600,000)</u>	<u>—</u>
Preferred stock held by other shareholders:							
Eleventh series class XI preferred stock	943,740	—	943,740	—	943,740	—	943,740
Twelfth series class XI preferred stock	39,796	(39,796)	—	—	—	—	—
Thirteenth series class XIII preferred stock . . .	36,690	—	36,690	—	36,690	—	36,690
Total	<u>1,020,226</u>	<u>(39,796)</u>	<u>980,430</u>	<u>—</u>	<u>980,430</u>	<u>—</u>	<u>980,430</u>
Total preferred stock	<u>3,042,014</u>	<u>(272,546)</u>	<u>2,769,468</u>	<u>(1,189,038)</u>	<u>1,580,430</u>	<u>(600,000)</u>	<u>980,430</u>

Note: Upon cancellation of preferred stock held by the Resolution and Collection Corporation, different series of preferred stock which were repurchased on the same date were treated as one issue when comparing the repurchase price and the book value, because the cancelled stock was held by one holder. The aggregate book value of the cancelled stock is charged to preferred stock and the aggregate excess amount of purchase price over book value is charged to accumulated deficit.

MIZUHO FINANCIAL GROUP, INC. AND SUBSIDIARIES
NOTES TO CONSOLIDATED FINANCIAL STATEMENTS—(Continued)

16. Common stock

The changes in the number of issued shares of common stock during the fiscal years ended March 31, 2005, 2006, and 2007 were as follows:

	<u>2005</u>	<u>2006</u>	<u>2007</u>
		(shares)	
Balance at beginning of fiscal year	11,926,964	12,003,995	12,003,995
Issuance of new shares of common stock by conversion of Twelfth series class XI preferred stock	77,031	—	—
Cancellation of common stock repurchased from a subsidiary	—	—	(131,800)
Balance at end of fiscal year	<u>12,003,995</u>	<u>12,003,995</u>	<u>11,872,195</u>

17. Dividends

The amount available for dividends under the Company Law is based on the amount recorded in MHFG's non-consolidated general books of account, maintained in accordance with accounting principles generally accepted in Japan ("Japanese GAAP") and adjusted by post period-end changes. Therefore, the consolidated shareholders' equity under U.S. GAAP has no effect on the determination of the amount available for dividends. On March 31, 2007, MHFG's capital stock, capital surplus, and retained earnings were ¥1,540,965 million, ¥385,242 million, and ¥1,252,226 million, respectively, under Japanese GAAP.

In making a distribution of retained earnings, an entity must set aside in its legal reserve an amount equal to one-tenth of the amount of retained earnings so distributed, until its legal reserve reaches to one-quarter of its capital stock. MHFG's legal reserve at March 31, 2007 was ¥389,592 million, of which ¥385,242 million was included in capital surplus and ¥4,350 million in retained earnings.

In addition to the provision that requires an appropriation for legal reserve, the Company Law and the Banking Law impose certain limitations on the amount available for dividends. Under the Company Law, MHFG's maximum amount available for dividends, at March 31, 2007, was ¥1,245,838 million, based on the amount recorded in MHFG's general books of account under Japanese GAAP. Under the Banking Law and related regulations, MHFG has to meet the minimum capital adequacy requirements. Distributions of retained earnings, which are otherwise distributable to shareholders, are restricted in order to maintain the minimum 4.0% Tier 1 capital for capital adequacy purposes. See Note 18 "Regulatory matters" for further discussion of regulatory capital requirements.

Payment of dividends on shares of common stock is also subject to the prior payment of dividends on shares of preferred stock.

MIZUHO FINANCIAL GROUP, INC. AND SUBSIDIARIES
NOTES TO CONSOLIDATED FINANCIAL STATEMENTS—(Continued)

Dividends on preferred stock and common stock during the fiscal years ended March 31, 2005, 2006, and 2007 were as follows:

<u>2005</u> <u>Class of stock</u>	<u>Cash dividends</u>		<u>Non-cash dividends</u>	
	<u>Per share</u> <u>(in yen)</u>	<u>In aggregate</u> <u>(in millions of yen)</u>	<u>Per share</u> <u>(in yen)</u>	<u>In aggregate</u> <u>(in millions of yen)</u>
First series class I preferred stock	22,500	742	—	—
Second series class II preferred stock	8,200	820	—	—
Third series class III preferred stock	14,000	1,400	—	—
Fourth series class IV preferred stock	47,600	7,140	—	—
Sixth series class VI preferred stock	42,000	6,300	—	—
Seventh series class VII preferred stock	11,000	1,375	—	—
Eighth series class VIII preferred stock	8,000	1,000	—	—
Ninth series class IX preferred stock	17,500	2,450	—	—
Tenth series class X preferred stock	5,380	753	—	—
Eleventh series class XI preferred stock	20,000	18,875	—	—
Twelfth series class XI preferred stock (1)	2,500	14	329,314	1,811
Thirteenth series class XIII preferred stock	30,000	1,101	—	—
Common stock (2)	3,000	32,311	—	—
Total		<u>74,281</u>		<u>1,811</u>

<u>2006</u> <u>Class of stock</u>	<u>Cash dividends</u>		<u>Non-cash dividends</u>	
	<u>Per share</u> <u>(in yen)</u>	<u>In aggregate</u> <u>(in millions of yen)</u>	<u>Per share</u> <u>(in yen)</u>	<u>In aggregate</u> <u>(in millions of yen)</u>
Second series class II preferred stock	8,200	504	—	—
Third series class III preferred stock	14,000	1,400	—	—
Fourth series class IV preferred stock	47,600	7,140	—	—
Sixth series class VI preferred stock	42,000	6,300	—	—
Seventh series class VII preferred stock	11,000	1,375	—	—
Eighth series class VIII preferred stock	8,000	474	—	—
Ninth series class IX preferred stock	—	—	—	—
Tenth series class X preferred stock	5,380	753	—	—
Eleventh series class XI preferred stock	20,000	18,875	—	—
Thirteenth series class XIII preferred stock	30,000	1,101	—	—
Common stock (2)	3,500	37,962	—	—
Total		<u>75,884</u>		<u>—</u>

<u>2007</u> <u>Class of stock</u>	<u>Cash dividends</u>		<u>Non-cash dividends</u>	
	<u>Per share</u> <u>(in yen)</u>	<u>In aggregate</u> <u>(in millions of yen)</u>	<u>Per share</u> <u>(in yen)</u>	<u>In aggregate</u> <u>(in millions of yen)</u>
Fourth series class IV preferred stock	47,600	7,140	—	—
Sixth series class VI preferred stock	42,000	6,300	—	—
Eleventh series class XI preferred stock	20,000	18,875	—	—
Thirteenth series class XIII preferred stock	30,000	1,101	—	—
Common stock (2)	4,000	46,434	—	—
Total		<u>79,850</u>		<u>—</u>

MIZUHO FINANCIAL GROUP, INC. AND SUBSIDIARIES
NOTES TO CONSOLIDATED FINANCIAL STATEMENTS—(Continued)

Notes:

- (1) Non-cash dividends of Twelfth series class XI preferred stock during the fiscal year ended March 31, 2005 is the amortized amount of the beneficial conversion feature related to the Twelfth series class XI preferred stockholders, calculated in accordance with EITF Issue No.00-27 “Application of Issue No.98-5 to Certain Convertible Instruments”.
- (2) Dividends paid on treasury stock are excluded.

18. Regulatory matters

Regulatory capital requirements

MHFG, MHCB, MHBK, and MHTB are subject to regulatory capital requirements administered by the Financial Services Agency (“FSA”) in accordance with the provisions of the Banking Law and related regulations. Failure to meet minimum capital requirements may initiate certain mandatory actions by regulators that, if undertaken, could have a direct material effect on the MHFG Group’s consolidated financial statements.

The capital adequacy guidelines applicable to Japanese banks and bank holding companies with international operations supervised by the FSA closely follow the risk-adjusted approach proposed by the Bank for International Settlements (“BIS”) and are intended to further strengthen the soundness and stability of Japanese banks. Effective March 31, 2007, new guidelines were implemented by the FSA to comply with the new capital adequacy requirements set by BIS called Basel II. The framework of Basel II is based on the following three pillars: minimum capital requirements; supervisory review; and market discipline.

Under the first pillar, the capital ratio is calculated by dividing regulatory capital by risk-weighted assets. With respect to the calculation of risk-weighted assets, the MHFG Group adopted the foundation internal ratings-based approach (“FIRB approach”). Under the FIRB approach, balance sheet assets and off-balance sheet exposures, calculated under Japanese GAAP, are assessed in terms of credit risk according to risk components such as probability of default (“PD”) and loss given default. PD is derived by MHFG’s own internal credit experience. In addition to credit risk, banks are required to measure and apply capital charges with respect to their market risks. Market risk is defined as the risk of losses in on- and off-balance-sheet positions arising from movements in market prices. Operational risk, which was introduced under Basel II with respect to regulatory capital requirements, is the risk of loss resulting from inadequate or failed internal processes, people and systems or from external events. The MHFG Group selected the standardized approach for the calculation of operational risk capital charge, which calculates operational risk by dividing its activities into eight business lines and multiplying gross income of each of those business lines by the applicable factor assigned to each of the business line.

With regard to risk-based capital, these guidelines are consistent with the original BIS framework (Basel I) in requiring a target minimum standard capital adequacy ratio of 8%, at least half of which must consist of core capital, on both a consolidated and non-consolidated basis for banks with international operations, such as MHCB and MHTB, or on a consolidated basis for bank holding companies with international operations, such as MHFG.

Risk-based capital, calculated from financial statements prepared under Japanese GAAP, is classified into the following three tiers: core capital (Tier 1 capital); supplementary capital (Tier 2 capital); and junior supplementary capital (Tier 3 capital). Tier 1 capital generally consists of shareholders’ equity less any recorded goodwill and consolidation adjustment accounts. Tier 2 capital generally consists of: general loan-loss reserves; 45% of each of the unrealized gains on valuation of certain securities classified as “other securities” under

MIZUHO FINANCIAL GROUP, INC. AND SUBSIDIARIES
NOTES TO CONSOLIDATED FINANCIAL STATEMENTS—(Continued)

Japanese GAAP which is similar to available-for-sale securities under U.S. GAAP, and the unrealized appreciation in the value of land; the balance of subordinated perpetual debt; and the balance of subordinated term debt with an original maturity of over five years and preferred term shares up to 50% of Tier 1 capital. Tier 2 capital may be included in a bank's risk-based capital up to the amount equivalent to Tier 1 capital, less Tier 3 capital if market risk is taken into account in the capital adequacy ratio calculation. Tier 3 capital consists of the balance of subordinated term debt with original maturity of at least two years. Tier 3 capital may be included in total risk-based capital subject to certain conditions, depending on the measure for market risk and the amount of Tier 1 capital.

Japanese banks are also required to comply with the supervisory review process (second pillar) and disclosure requirements for market discipline (third pillar). Under the second pillar, banks are required to maintain adequate capital to support all of the major risks in their business and are encouraged to develop and use better risk management techniques in monitoring and managing such risks. Under the third pillar, banks are required to enhance disclosure, including disclosure of details of the capital adequacy ratio, the amount of each type of risk and the method of calculation used, so that the market may make more effective evaluations.

Japanese banks with only domestic operations, such as MHBK, are subject to Japanese capital adequacy requirements that are similar to those discussed above, except that domestic banks are required to maintain a minimum capital adequacy ratio of 4%, at least half of which must consist of Tier 1 capital, on both a consolidated and non-consolidated basis.

If the capital adequacy ratio of a financial institution falls below the required level, the FSA may, depending upon the extent of capital deterioration, take certain corrective action including requiring the financial institution to submit an improvement plan to strengthen its capital base, reduce its total assets, restrict its business operations, or other actions that could have a material effect on the MHFG Group's financial statements.

Capital adequacy ratios for March 31, 2006 were calculated according to Basel I, which is similar to the calculation required by the first pillar of Basel II, except that credit risk was calculated using uniform risk-weights and that operational risk was not factored into the calculation.

MIZUHO FINANCIAL GROUP, INC. AND SUBSIDIARIES
NOTES TO CONSOLIDATED FINANCIAL STATEMENTS—(Continued)

Capital adequacy ratios of MHFG, MHCB, MHBK, and MHTB as of March 31, 2006 and 2007 calculated in accordance with Japanese GAAP and guidelines established by the Ministry of Finance and the FSA are set forth in the following table:

	2006 (Note)		2007	
	Amount	Ratio	Amount	Ratio
(in millions of yen, except percentages)				
Consolidated:				
MHFG:				
Tier 1 capital:				
Required	3,101,382	4.00	2,831,820	4.00
Actual	4,555,947	5.87	4,933,562	6.96
Total risk-based capital:				
Required	6,202,764	8.00	5,663,639	8.00
Actual	8,993,255	11.59	8,841,383	12.48
MHCB:				
Tier 1 capital:				
Required	1,629,214	4.00	1,520,976	4.00
Actual	2,809,455	6.89	3,256,830	8.56
Total risk-based capital:				
Required	3,258,427	8.00	3,041,953	8.00
Actual	5,219,643	12.81	5,329,535	14.01
MHBK:				
Tier 1 capital:				
Required	661,112	2.00	581,072	2.00
Actual	1,904,424	5.76	2,067,733	7.11
Total risk-based capital:				
Required	1,322,225	4.00	1,162,144	4.00
Actual	3,399,676	10.28	3,412,842	11.74
MHTB:				
Tier 1 capital:				
Required	178,176	4.00	160,608	4.00
Actual	337,125	7.56	359,840	8.96
Total risk-based capital:				
Required	356,352	8.00	321,216	8.00
Actual	642,548	14.42	630,065	15.69
Non-consolidated:				
MHCB:				
Tier 1 capital:				
Required	1,517,065	4.00	1,425,251	4.00
Actual	2,759,232	7.27	2,922,860	8.20
Total risk-based capital:				
Required	3,034,131	8.00	2,850,502	8.00
Actual	5,311,106	14.00	5,426,210	15.22
MHBK:				
Tier 1 capital:				
Required	653,368	2.00	531,725	2.00
Actual	1,847,813	5.65	1,965,319	7.39
Total risk-based capital:				
Required	1,306,735	4.00	1,063,450	4.00
Actual	3,343,308	10.23	3,223,174	12.12
MHTB:				
Tier 1 capital:				
Required	177,344	4.00	159,238	4.00
Actual	329,982	7.44	353,206	8.87
Total risk-based capital:				
Required	354,688	8.00	318,475	8.00
Actual	633,796	14.29	621,307	15.60

Note: The amount and ratios for March 31, 2006 were calculated according to Basel I.

MIZUHO FINANCIAL GROUP, INC. AND SUBSIDIARIES
NOTES TO CONSOLIDATED FINANCIAL STATEMENTS—(Continued)

MHFG's securities subsidiaries in Japan are also subject to the capital adequacy rules of the FSA under the Securities and Exchange Law. This rule requires securities firms to maintain a minimum capital adequacy ratio of 120% calculated as a percentage of capital accounts less certain assets, as determined in accordance with Japanese GAAP, against amounts equivalent to market, counterparty, and basic risks. Specific guidelines are issued as a ministerial ordinance which details the definition of essential components of the capital ratios, including capital, disallowed assets and risks, and related measures. Failure to maintain a minimum capital ratio will trigger mandatory regulatory actions. A capital ratio of less than 140% will call for regulatory reporting and a capital ratio of 100% or less may lead to a temporary suspension of all or part of the business operations and cancellation of the license to act as a securities broker and dealer.

Management believes, as of March 31, 2007, that MHFG, MHCB, MHBK, MHTB, and their securities subsidiaries in Japan are in compliance with all capital adequacy requirements to which they are subject.

19. Earnings per common share

Basic earnings per common share are computed by dividing net income by the weighted average number of common shares outstanding during the fiscal year. Diluted earnings per common share reflect the assumed conversion to common shares of all convertible securities such as convertible preferred stock.

The following table sets forth the computation of basic and diluted earnings per common share for the fiscal years ended March 31, 2005, 2006 and 2007:

	<u>2005</u>	<u>2006</u>	<u>2007</u>
	(in millions of yen)		
Net income:			
Net income	1,078,061	1,085,672	623,882
Less: Net income attributable to preferred shareholders	<u>57,064</u>	<u>37,953</u>	<u>23,474</u>
Net income attributable to common shareholders	<u>1,020,997</u>	<u>1,047,719</u>	<u>600,408</u>
Effect of dilutive securities:			
Convertible preferred stock	25,192	18,875	18,875
Net income attributable to common shareholders after assumed conversions	<u>1,046,189</u>	<u>1,066,594</u>	<u>619,283</u>
	<u>2005</u>	<u>2006</u>	<u>2007</u>
	(thousands of shares)		
Shares:			
Weighted average common shares outstanding	<u>10,791</u>	<u>11,172</u>	<u>11,608</u>
Effect of dilutive securities:			
Convertible preferred stock (Note)	4,153	1,717	1,106
Weighted average common shares after assumed conversions	<u>14,944</u>	<u>12,889</u>	<u>12,714</u>
	<u>2005</u>	<u>2006</u>	<u>2007</u>
	(in yen)		
Amounts per common share:			
Basic net income per common share	<u>94,616.09</u>	<u>93,778.71</u>	<u>51,725.68</u>
Diluted net income per common share	<u>70,005.52</u>	<u>82,748.82</u>	<u>48,709.38</u>

Note: The number of the dilutive common shares is based on the conversion price as of each fiscal year-end.

MIZUHO FINANCIAL GROUP, INC. AND SUBSIDIARIES
NOTES TO CONSOLIDATED FINANCIAL STATEMENTS—(Continued)

20. Income taxes

The following table presents the components of Income tax expense (benefit) for the fiscal years ended March 31, 2005, 2006 and 2007:

	<u>2005</u>	<u>2006</u>	<u>2007</u>
	(in millions of yen)		
Current:			
Domestic	(125,202)	43,745	27,929
Foreign	<u>19,952</u>	<u>26,655</u>	<u>22,372</u>
Total current tax expense (benefit)	<u>(105,250)</u>	<u>70,400</u>	<u>50,301</u>
Deferred:			
Domestic	230,005	(445,535)	112,444
Foreign	<u>(376)</u>	<u>993</u>	<u>476</u>
Total deferred tax expense (benefit)	<u>229,629</u>	<u>(444,542)</u>	<u>112,920</u>
Total income tax expense (benefit)	<u><u>124,379</u></u>	<u><u>(374,142)</u></u>	<u><u>163,221</u></u>

On December 24, 2004, the Supreme Court of Japan ruled in favor of MHC B, supporting MHC B’s petition for rescission of a corporate tax correction regarding MHC B’s write-off of amounts outstanding from Japan Housing Loan, Inc. (“JHL”), which was followed by the refund of provisional tax payments made in 1996. As a result of the “JHL case judgment”, the amount of the current tax expense decreased by ¥152,388 million for the fiscal year ended March 31, 2005. In addition, the interest on the refund of provisional tax payments of ¥102,106 million was included in Other noninterest income for the period.

The preceding table does not reflect the tax effects of items recorded directly in Shareholders’ equity for the fiscal years ended March 31, 2005, 2006 and 2007. The detailed amounts reducing Shareholders’ equity are as follows:

	<u>2005</u>	<u>2006</u>	<u>2007</u>
	(in millions of yen)		
Unrealized net gains on available-for-sale securities	5,311	591,405	149,726
Minimum pension liability	—	(650)	175
Cumulative effect of change in accounting principle	—	—	1,275
Adjustments to initially apply SFAS No.158	—	—	<u>89,512</u>
Total tax effect	<u><u>5,311</u></u>	<u><u>590,755</u></u>	<u><u>240,688</u></u>

Since the MHFG Group does not have the intention to divest its foreign subsidiaries in the foreseeable future, deferred taxes are not provided on the temporary differences related to foreign currency translation adjustments.

MIZUHO FINANCIAL GROUP, INC. AND SUBSIDIARIES
NOTES TO CONSOLIDATED FINANCIAL STATEMENTS—(Continued)

The following table shows a reconciliation of Income tax expense (benefit) at the effective statutory tax rate to actual income tax expense for the fiscal years ended March 31, 2005, 2006 and 2007:

	<u>2005</u>	<u>2006</u>	<u>2007</u>
	(in millions of yen, except tax rates)		
Income before income tax expense (benefit)	1,202,440	711,530	787,103
Effective statutory tax rate	40.69%	40.69%	40.69%
Income tax calculated at the statutory tax rate	489,273	289,522	320,272
Income not subject to tax	(15,028)	(119,421)	(34,365)
Expenses not deductible for tax purposes	1,729	4,656	1,937
Tax rate differentials of subsidiaries	6,093	5,246	(538)
Change in valuation allowance	(315,760)	650,056	(161,875)
Change in undistributed earnings of subsidiaries	94,885	(79,559)	(38,247)
Change in net operating loss carryforwards resulting from the sale of shares of subsidiaries within the Group	(4,740)	(1,151,222)	32,519
Minority interest in consolidated subsidiaries	12,590	28,097	11,308
Effect of the “JHL case judgment”	(152,388)	—	—
Other	7,725	(1,517)	32,210
Income tax expense (benefit)	<u>124,379</u>	<u>(374,142)</u>	<u>163,221</u>

The components of net deferred tax assets at March 31, 2006 and 2007 are as follows:

	<u>2006</u>	<u>2007</u>
	(in millions of yen)	
Deferred tax assets:		
Investments	1,030,594	1,142,927
Allowance for loan losses	424,364	456,820
Derivative financial instruments	137,219	91,604
Premises and equipment	53,345	41,918
Financial Stabilization Funds	34,459	30,244
Net operating loss carryforwards	2,989,864	2,676,992
Other	259,237	209,864
	<u>4,929,082</u>	<u>4,650,369</u>
Valuation allowance	(2,383,956)	(2,205,187)
Deferred tax assets, net of valuation allowance	<u>2,545,126</u>	<u>2,445,182</u>
Deferred tax liabilities:		
Available-for-sale securities	1,399,910	1,552,740
Undistributed earnings of subsidiaries	75,109	36,927
Prepaid pension cost and accrued pension liabilities	45,727	130,706
Other	50,584	122,512
Deferred tax liabilities	<u>1,571,330</u>	<u>1,842,885</u>
Net deferred tax assets	<u>973,796</u>	<u>602,297</u>

MIZUHO FINANCIAL GROUP, INC. AND SUBSIDIARIES
NOTES TO CONSOLIDATED FINANCIAL STATEMENTS—(Continued)

Deferred tax assets and deferred tax liabilities within the same tax jurisdiction have been netted for presentation in the balance sheets as follows:

	2006	2007
	(in millions of yen)	
Deferred tax assets on the balance sheet	996,533	618,665
Deferred tax liabilities on the balance sheet	22,737	16,368
Net deferred tax assets	973,796	602,297

In assessing the realizability of deferred tax assets, management considered whether it was more likely than not that some portion or all of the deferred tax assets would not be realized. The ultimate realization of deferred tax assets is dependent upon the generation of future taxable income during the periods in which those temporary differences become deductible. Management considered the scheduled reversal of deferred tax liabilities, projected future taxable income, and tax planning strategies available in making this assessment. Based upon the level of historical taxable income and projections for future taxable income over the periods in which the deferred tax assets were deductible, management believed it was more likely than not that the MHFG Group would realize the benefits of these deductible differences, net of the existing valuation allowances at March 31, 2006 and 2007.

At March 31, 2007, the MHFG Group had net operating loss carryforwards totaling ¥6,637,121 million. These net operating losses are scheduled to expire as follows:

	Net operating loss carryforwards
	(in millions of yen)
Fiscal year ending March 31:	
2009	123,800
2010	2,529,718
2011	504,109
2012	534,584
2013 and thereafter	2,944,910
Total	6,637,121

Included in net operating loss carryforwards in the above table are carryforwards of the holding company and a subsidiary of ¥2,786,034 million resulting mainly from the sale of shares of subsidiary companies within the Group. The tax effect of these carryforwards is offset by a full valuation allowance.

21. Pension and other employee benefit plans

Severance indemnity plans

MHFG and certain subsidiaries, including MHBK, MHCN, and MHTB, sponsor and offer their employees other than directors and corporate auditors, lump-sum severance indemnity plans. Under the severance indemnity plans, employees are provided with lump-sum cash payments upon leaving the company. The amount of benefits under the severance indemnity plans is principally determined based on the position, the length of service and the reason for retirement. When employees meet certain conditions including the length of service, they may opt to receive annuity payments instead of lump-sum payments at retirement. MHFG and certain subsidiaries also offer special termination benefits to former employees whose contributions during their career were deemed meritorious and to those with particular circumstances.

MIZUHO FINANCIAL GROUP, INC. AND SUBSIDIARIES
NOTES TO CONSOLIDATED FINANCIAL STATEMENTS—(Continued)

Employees' Pension Funds

MHFG and certain subsidiaries provide funded contributory defined benefit plans, which are known as the Employees' Pension Funds ("EPF"), as defined and regulated by the Japanese Welfare Pension Insurance Law ("JWPIL"). Under the EPF, an employer establishes a special public entity that administers and manages the plan with respect to the employees covered by the EPF. The EPF comprises:

- a. The "substitutional portion" representing a portion of the pay-related part of the elderly pension that the EPF administers on behalf of the state-run welfare pension and;
- b. The "corporate portion" which represents the discretionary benefit arrangement set up by the employer or the EPF.

When an employer establishes the EPF, the portion of the welfare pension premium that represents the substitutional portion, and would otherwise be required to be paid to the government, is contributed to the EPF.

In June 2001, the JWPIL was amended to permit the employer to separate the substitutional portion from the EPF and transfer the obligation and related assets to the Japanese government. After the separation, the entire premium representing the contribution to the welfare pension is transferred to the government. The separation process requires several phases to be completed and is accounted for in accordance with EITF Issue No.03-2 as discussed below.

MHFG and certain subsidiaries submitted an application to the government to transfer the obligation to pay benefits for future employee service related to the substitutional portion and the application was approved in September 2003. MHFG and certain subsidiaries made another application for the transfer to the government of the remaining substitutional portion and the application was approved in March 2005. During the fiscal year ended March 31, 2006, a subsidiary of MHFG completed the transfer of the substitutional portion to the government. In addition, in January 2007, MHFG and certain subsidiaries completed the transfer of the substitutional portion of the benefit obligation and the related government-specified portion of plan assets to the government. The MHFG Group accounted for the entire process of the completion of the transfer as a single settlement transaction in accordance with EITF Issue No.03-2.

The effect of these settlements calculated pursuant to the guidance in EITF Issue No.03-2 was as follows:

	2006	2007
	(in millions of yen)	
Subsidy (representing the difference between the accumulated benefit obligation over the fair value of the related assets)	1,307	177,418
Settlement gain recognized for proportionate amount of net unrecognized loss related to the entire EPF	225	3,434
Effect of the reversal of future salary progression	395	1,589
Total settlement gain	1,927	182,441

The subsidy is included in Other noninterest income and the other components are deducted from Salaries and employee benefits.

During the fiscal year ended March 31, 2005, MHFG and certain subsidiaries amended their defined benefit pension plans under which future benefits for plan participants whose benefits have not been paid would fluctuate with market interest rates.

MIZUHO FINANCIAL GROUP, INC. AND SUBSIDIARIES
NOTES TO CONSOLIDATED FINANCIAL STATEMENTS—(Continued)

Tax-Qualified Pension Plans (closed “TQPPs”)

Some of MHFG’s subsidiaries offer closed TQPPs. These plans are non-contributory defined benefits plans which provide retired employees other than directors and corporate auditors with retirement benefits that are determined based on certain factors that include the length of service. Under the tax-qualified pension plans, employers enter into contracts with financial institutions such as trust banks or life insurers that administer employer contributions and benefit payments.

Defined contribution plans

MHFG and certain subsidiaries have several defined contribution plans. The costs recognized for contributions to the plans for the fiscal years ended March 31, 2005, 2006 and 2007 were ¥690 million, ¥724 million and ¥1,509 million, respectively.

Foreign office benefit plans

Foreign offices and subsidiaries have postemployment and/or postretirement plans for eligible employees and retirees. Foreign offices and subsidiaries also have defined contribution plans and/or defined benefit plans. The costs of such plans charged to earnings for the fiscal years ended March 31, 2005, 2006 and 2007 were ¥1,393 million, ¥1,555 million and ¥2,071 million, respectively.

Implementation of SFAS No.87

SFAS No.87, “Employers’ Accounting for Pensions” (“SFAS No.87”), was effective for the fiscal year beginning after December 15, 1988 for non-US plans. Due to the unavailability of data, the MHFG Group adopted SFAS No.87 from the fiscal year beginning April 1, 2004 for the purpose of the consolidated financial statements. Because the expected future service period of the existing employees as of the adoption date was approximately 11 years assuming that SFAS No.87 had been adopted at its original effective date, the net transition obligation of ¥502,264 million was charged directly to accumulated deficit in its entirety at April 1, 2004.

Implementation of SFAS No.158

On March 31, 2007, the MHFG Group adopted the recognition and disclosure provisions of SFAS No.158, which requires an employer to recognize the overfunded or underfunded status of a defined benefit plan as an asset or liability in its consolidated balance sheets. Under SFAS No.158, actuarial gains or losses and prior service costs or credits that have not yet been recognized through earnings as net periodic benefit cost will be recognized in other comprehensive income, net of tax, until they are amortized as a component of net periodic benefit cost.

MIZUHO FINANCIAL GROUP, INC. AND SUBSIDIARIES
NOTES TO CONSOLIDATED FINANCIAL STATEMENTS—(Continued)

The adoption of SFAS No.158 had no effect on the consolidated statements of income for the year ended March 31, 2007, or for any prior period presented, and it will not affect the MHFG Group's operating results in future periods. The incremental effects of adopting the provisions of SFAS No.158, including additional minimum pension liability, on the accompanying consolidated balance sheets at March 31, 2007, are presented in the following table:

	<u>Before application of SFAS No.158</u>	<u>Adjustments</u>	<u>After application of SFAS No.158</u>
	(in millions of yen)		
Other investments	—	709	709
Prepaid pension cost	133,111	224,215	357,326
Accrued pension liability	27,880	(1,019)	26,861
Deferred tax assets (liabilities)	474	(91,502)	(91,028)
Minority interest	—	2,894	2,894
Accumulated other comprehensive income	(692)	131,547	130,855

Partial withdrawal of assets from employee retirement benefit trusts

During the fiscal year ended March 31, 2007, certain subsidiaries of MHFG partially withdrew assets from employee retirement benefit trusts, which were established for the payment of employees' severance pay and retirement pensions. Overall, the trusts remain in overfunded status as of March 31, 2007. No gains or losses have been recognized as a consequence of this transaction.

Net periodic benefit cost and funded status

Net periodic benefit cost of the severance indemnities and pension plans, net of contributions made by employees, for the fiscal years ended March 31, 2005, 2006 and 2007 includes the following components:

	<u>2005</u>	<u>2006</u>	<u>2007</u>
	(in millions of yen)		
Service cost-benefits earned during the fiscal year	26,454	28,908	23,190
Interest costs on projected benefit obligation	39,566	37,751	37,700
Expected return on plan assets	(54,934)	(62,947)	(77,286)
Amortization of unrecognized prior service benefit	—	(463)	(440)
Amortization of net actuarial loss (gain)	—	71	(16,198)
Special termination benefits	17,761	5,936	5,485
Gain on settlement	—	(620)	(5,023)
Net periodic benefit cost	<u>28,847</u>	<u>8,636</u>	<u>(32,572)</u>
Weighted-average assumptions used:			
Discount rates in determining expense	2.54%	2.45%	2.55%
Discount rates in determining benefit obligation	2.45%	2.55%	2.09%
Rates of increase in future compensation level for determining expense	1.67-5.31%	1.40-5.31%	1.37-5.67%
Rates of increase in future compensation level for determining benefit obligation	1.40-5.31%	1.37-5.67%	1.51-5.76%
Expected rates of return on plan assets	3.43%	3.63%	3.72%

As of March 31, 2007, the amounts in Accumulated other comprehensive income, which will be amortized as prior service benefit and actuarial gain over the next year, are estimated to be ¥441 million and ¥5,864 million, respectively.

MIZUHO FINANCIAL GROUP, INC. AND SUBSIDIARIES
NOTES TO CONSOLIDATED FINANCIAL STATEMENTS—(Continued)

In estimating the discount rate, the MHFG Group used interest rates on high-quality fixed-income governmental and corporate bonds that received a rating of AA(Aa) or higher from rating agencies. The durations of such bonds closely match that of the pension benefit obligation. Assumed discount rates were reevaluated at each measurement date.

The following table sets forth the combined funded status and amounts recognized in the accompanying consolidated balance sheets at March 31, 2006 and 2007 for the plans of MHFG and its subsidiaries. Accordingly, funded status and amounts recognized in the table below show the combined amounts of those presented in the consolidated financial statements of these subsidiaries.

	<u>2006</u>	<u>2007</u>
	(in millions of yen)	
Change in benefit obligation:		
Benefit obligation at beginning of fiscal year	1,551,253	1,543,131
Service cost	28,908	23,190
Interest cost	37,751	37,700
Plan participants' contributions	1,156	1,208
Amendments	(430)	—
Divestitures	(896)	—
Transfer of substitutional portion	(3,432)	(388,368)
Actuarial loss (gain)	(15,401)	125,594
Foreign currency exchange rate changes	1,713	2,472
Benefits paid	(40,140)	(38,476)
Lump-sum payments	(17,351)	(19,318)
Benefit obligation at end of fiscal year	<u>1,543,131</u>	<u>1,287,133</u>
Change in plan assets:		
Fair value of plan assets at beginning of fiscal year	1,601,122	2,072,727
Actual return on plan assets	476,814	42,163
Foreign currency exchange rate changes	1,039	1,807
Divestitures	(389)	—
Transfer of substitutional portion	(1,730)	(209,361)
Partial withdrawal of assets from employee retirement benefit trusts	—	(288,645)
Employer contributions	34,855	36,175
Plan participants' contributions	1,156	1,208
Benefits paid	(40,140)	(38,476)
Fair value of plan assets at end of fiscal year	<u>2,072,727</u>	<u>1,617,598</u>
Funded status	529,596	330,465
Unrecognized net actuarial loss (gain)	(400,196)	—
Unrecognized prior service cost	(4,753)	—
Net amount recognized	<u>124,647</u>	<u>330,465</u>
Amounts recognized in the consolidated balance sheets consist of:		
Prepaid pension cost	153,016	357,326
Accrued pension liability	(29,968)	(26,861)
Accumulated other comprehensive loss (income) before-tax	1,599	(224,068)
Amounts recognized in Accumulated other comprehensive loss (income) before-tax consist of:		
Additional minimum pension liability	1,599	—
Prior service cost (benefit)	—	(4,319)
Net actuarial loss (gain)	—	(219,749)
Net amount recognized	<u>1,599</u>	<u>(224,068)</u>

MIZUHO FINANCIAL GROUP, INC. AND SUBSIDIARIES
NOTES TO CONSOLIDATED FINANCIAL STATEMENTS—(Continued)

Note: The aggregated accumulated benefit obligations of these plans were ¥1,517,356 million and ¥1,246,330 million, respectively, as of March 31, 2006 and 2007. The severance indemnities plans generally employ a multi-variable and non-linear formula based upon compensation at the time of severance, rank and years of service. Employees with service in excess of one year are qualified to receive lump-sum severance indemnities.

The projected benefit obligations, accumulated benefit obligations and fair value of plan assets for the plans of MHFG and its subsidiaries with accumulated benefit obligations in excess of plan assets were ¥43,991 million, ¥43,031 million and ¥25,390 million, respectively, at March 31, 2006 and ¥46,251 million, ¥45,278 million and ¥31,057 million, respectively, at March 31, 2007.

Pension plans are not fully integrated among subsidiaries of MHFG and plan assets are managed separately by each plan.

Asset allocation

Pension plan asset allocations of MHFG and certain subsidiaries at March 31, 2006 and 2007, by asset category are as follows:

<u>Asset category</u>	<u>Fair value of pension plan assets at March 31,</u>	
	<u>2006</u>	<u>2007</u>
The EPF assets:		
Fund for corporate pension:		
Japanese equity securities	6.38%	8.19%
Japanese debt securities	6.72%	9.78%
General account of life insurance companies	3.81%	5.09%
Non-Japanese equity securities	5.35%	7.39%
Non-Japanese debt securities	7.72%	10.91%
Short-term assets	0.38%	0.50%
Total	30.36%	41.86%
Fund for substitutional portion:		
Japanese short-term monetary assets	10.29%	— %
Total EPF assets	40.65%	41.86%
Assets retained in employee retirement benefit trusts:		
Japanese equity securities	59.35%	58.14%
	<u>100.00%</u>	<u>100.00%</u>

Included in Japanese equity securities was ¥56,725 million (2.74% of contributory pension plan assets) and ¥51,720 million (3.30% of contributory pension plan assets) of the MHFG Group common stock at March 31, 2006 and 2007, respectively.

Included in Japanese debt securities was ¥902 million (0.04% of contributory pension plan assets) and ¥666 million (0.04% of contributory pension plan assets) of the MHFG Group debt securities at March 31, 2006 and 2007, respectively.

MIZUHO FINANCIAL GROUP, INC. AND SUBSIDIARIES
NOTES TO CONSOLIDATED FINANCIAL STATEMENTS—(Continued)

Investment policies

MHFG and certain subsidiaries' target asset allocation for funds for the EPF plans is as follows:

<u>Asset category</u>	<u>Asset ratio at March 31, 2007</u>
Japanese equity securities	17.00%
Japanese debt securities	42.00%
Non-Japanese equity securities	15.00%
Non-Japanese debt securities	<u>26.00%</u>
Total	<u>100.00%</u>

In managing assets for the EPF, the MHFG Group determines the appropriate levels of risk that the MHFG Group can assume under the given circumstances to maximize the investment returns from a long-term perspective while ensuring that the sufficient funds will be available to plan participants and beneficiaries. Generally, the investment returns are relative to the risks involved. In considering the maximum levels of risk that the MHFG Group can assume, it primarily considers the following factors: the employers' burden of maintaining the benefit plans based on the design of the plans and future plan contributions, the age distribution of the plan participants and beneficiaries, the financial conditions of the employers, and the employers' ability to absorb future variability in plan premiums. The long-term asset allocation is based on optimal portfolios, which are estimated by expected return and risk according to each asset class. Additionally, the asset allocation is reviewed whenever there are large fluctuations in pension plan liabilities caused by modifications of pension plans, or there are changes in the market environment.

The employee retirement benefit trusts have been established to isolate assets held by employers and designate the separated assets for the settlement of retirement benefits. These assets are primarily Japanese equity securities and have been entrusted directly with qualified trustees including trust banks.

The plan assets designated to the TQPPs have been invested in assets with low investment risk because the plans have already been closed to new participants.

Basis and procedure for estimating long-term return of each asset class

The expected long-term return is 3.70% for funds for the EPF plans. The expected rate of return for each asset class is based primarily on various aspects on long-term prospects for the economy that include historical performance and the market environment.

Cash flows

MHFG and certain subsidiaries expect to contribute approximately ¥35 billion to their pension plans in the fiscal year ending March 31, 2008 based on the current funded status and expected asset return assumptions.

MIZUHO FINANCIAL GROUP, INC. AND SUBSIDIARIES
NOTES TO CONSOLIDATED FINANCIAL STATEMENTS—(Continued)

Estimated future benefit payments

The following table presents forecasted benefit payments including the effect of expected future service for the fiscal year indicated:

	<u>(in millions of yen)</u>
Fiscal year ending March 31:	
2008	56,907
2009	58,621
2010	59,951
2011	60,422
2012	61,039
2013-2017	321,133

22. Derivative financial instruments

The MHFG Group uses derivative financial instruments in response to the diverse needs of customers, to control the risk related to the assets and liabilities of the MHFG Group, as part of its asset and liability management, and for proprietary trading purposes. The MHFG Group is exposed primarily to market risk associated with interest rate, commodity, foreign currency, and equity products and credit risk associated with counterparty default or nonperformance on transactions.

Market risk arises from changes in market prices or indices, interest rates and foreign exchange rates that may result in an adverse change in the market value of the financial instrument or an increase in its funding costs. Exposure to market risk is managed by imposing position limits and monitoring procedures and by initiating hedging transactions.

Credit risk arises from counterparty failure to perform according to the terms and conditions of the contract and the value of the underlying collateral held, if applicable, is not sufficient to recover resulting losses. The exposure to credit risk is measured by the fair value of all derivatives in a gain position and its potential increase at the balance sheet dates. The exposure to credit risk is managed by entering into legally enforceable master netting agreements to mitigate the overall counterparty credit risk, requiring underlying collateral and guarantees based on an individual credit analysis of each obligor and evaluating credit features of each instrument. In addition, credit approvals, limits and monitoring procedures are also imposed.

The Group enters into the following derivative transactions that do not qualify for hedge accounting under SFAS No.133 with a view to implementing risk management hedging strategies: (1) interest-rate swap transactions for the purpose of hedging interest-rate risks in deposits, loans etc. and (2) currency swap transactions for the purpose of hedging the foreign exchange risk of these assets. Hedge accounting is not adopted with respect to these transactions and such derivatives are accounted for as trading positions.

Hedging activities

In order to qualify for hedge accounting under SFAS No.133, a derivative must be considered highly effective at reducing the risk associated with the exposure being hedged. Each derivative must be designated as a hedge, with documentation of the risk management objective and strategy, including identification of the hedging instrument, the hedged item and the risk exposure, and how effectiveness is to be assessed prospectively and retrospectively. The extent to which a hedging instrument is effective at achieving offsetting changes in fair value or cash flows must be assessed at least quarterly. Any ineffectiveness must be reported immediately in earnings. The MHFG Group's hedging activities include fair value and net investment hedges.

MIZUHO FINANCIAL GROUP, INC. AND SUBSIDIARIES
NOTES TO CONSOLIDATED FINANCIAL STATEMENTS—(Continued)

Fair value hedges

The MHFG Group primarily uses bond options to modify exposure to changes in fair value of available-for-sale debt securities. For qualifying fair value hedges, all changes in the fair value of the derivative and the corresponding hedged item relating to the risk being hedged are recognized in earnings in Investment gains—net. The change in fair value of the portion of the hedging instruments excluded from the assessment of hedge effectiveness is recorded in Trading account gains—net. If the hedge relationship is terminated, the fair value adjustment to the hedged item continues to be reported as part of the basis of the item and is amortized to earnings as a yield adjustment.

Net investment hedges

The MHFG Group uses forward foreign exchange contracts and foreign currency-denominated debt instruments to protect the value of net investments in non-Japanese subsidiaries from foreign currency exposure. Under net investment hedge, both derivatives and nonderivative financial instruments qualify as hedging instruments. For net investment hedges, the changes in the fair value of a hedging derivative instrument or nonderivative hedging financial instrument is recorded in Foreign currency translation adjustments within Accumulated other comprehensive income, provided that the hedging instrument is designated and is effective as a hedge of the net investment. The portion of the hedging instruments excluded from the assessment of hedge effectiveness is recorded in Foreign exchange gains (losses)—net in earnings.

The following table summarizes certain information related to the MHFG Group’s hedging activities for the fiscal years ended March 31, 2005, 2006 and 2007:

	2005	2006	2007
	(in millions of yen)		
Fair value hedges:			
Hedge ineffectiveness recognized in earnings	—	—	—
Net loss excluded from assessment of effectiveness	(20,257)	(20,793)	(12,035)
Net investment hedges:			
Net gain (loss) included in foreign currency translation adjustment within accumulated other comprehensive income	25,699	(16,230)	(29,710)

23. Commitments and contingencies

Obligations under guarantees

The MHFG Group provides guarantees or indemnifications to counterparties to enhance their credit standing and enable them to complete a variety of business transactions. The guarantee represents an obligation to make payments to third parties if the counterparty fails to fulfill its obligation under a borrowing arrangement or other contractual obligation.

The Group records all guarantees and similar obligations subject to FIN No.45, “Guarantor’s Accounting and Disclosure Requirements for Guarantees, Including Indirect Guarantees of Indebtedness of Others—an interpretation of FASB Statements No.5, 57, and 107 and rescission of FASB Interpretation No.34” (“FIN No.45”) at fair value on the consolidated balance sheets at the inception of the guarantee. The carrying amount of guarantees and similar obligations at March 31, 2006 and 2007 was ¥29,528 million and ¥30,777 million, respectively, and was included in Other liabilities.

The types of guarantees under FIN No.45 provided by the MHFG Group are described below.

MIZUHO FINANCIAL GROUP, INC. AND SUBSIDIARIES
NOTES TO CONSOLIDATED FINANCIAL STATEMENTS—(Continued)

Performance guarantees

Performance guarantees are issued to guarantee customers' performance under contractual arrangements such as a tender bid on a construction project or the completion of a construction project.

Guarantees on loans

Guarantees on loans include an obligation to guarantee the customer's borrowing contracts. The MHFG Group is required to make payments to the guaranteed parties in the event that customers fail to fulfill obligations under the contracts.

Guarantees on securities

Guarantees on securities include an obligation to guarantee securities, such as bonds issued by customers.

Other guarantees

Other guarantees include an obligation to guarantee customers' payment, such as tax payments.

Guarantees for the repayment of trust principal

The MHFG Group provides certain trust products with guarantees for the repayment of trust principal, e.g., loan trusts and certain jointly operated designated money trusts. Pursuant to Japanese trust-related laws, trustees are prohibited from compensating beneficiaries for any loss in the beneficial interests in each trust. However, under a special condition of the Japanese trust-related laws, trust banks as trustees are allowed to enter into an agreement to compensate for any loss in the principal of the trust. The MHFG Group manages and administers the trust assets to minimize exposures against losses from the guarantees for the repayment of trust principal, including writing-off impaired loans and charging it to the trust account profits. In performing its fiduciary duties, the MHFG Group also manages the trust assets separately from its own proprietary assets on behalf of customers and keeps separate records for the trust activities. The contract amounts of guarantees for repayment of trust principal were ¥1,350 billion and ¥1,160 billion, at March 31, 2006 and 2007, respectively. Part of the trust account profits is set aside as a reserve in trust accounts to absorb losses in the trust asset portfolios in accordance with relevant Japanese laws concerning the trust business and/or trust agreements. Statutory reserves for loan trusts and reserves for jointly operated designated money trusts are calculated based on the trust principal or the balance of loans and other assets in the trust accounts. The amounts of such reserves set aside in the trust accounts were ¥3 billion and ¥1 billion at March 31, 2006 and 2007, respectively. Since the probability of principal indemnification is judged to be remote, the MHFG Group had no related reserve for credit losses recorded in its consolidated financial statements.

Liabilities of trust accounts

The MHFG Group, as trustee, may enter into an agreement with a third party who is not the party to the relevant trust agreement to the extent necessary to handle the trust affairs for the purpose of fulfilling the objectives of the trust and, as such, the trustee shall be allowed to assume certain liabilities. Pursuant to Japanese trust-related laws, the trustee is ultimately liable to pay those liabilities out of its proprietary assets in the event that the trust assets are insufficient to cover those liabilities and the trust beneficiary is unable to compensate the shortfall. To avoid the demand for payment out of the proprietary assets, the trustee can enter into a special covenant of limited liability under which the trust creditors agree to limit the trustee's liability to the value of the trust assets and to waive the right for compulsory execution against the trustee's proprietary assets. The amount of trust liabilities rarely exceeds the amount of trust assets and, therefore, those liabilities are covered by the

MIZUHO FINANCIAL GROUP, INC. AND SUBSIDIARIES
NOTES TO CONSOLIDATED FINANCIAL STATEMENTS—(Continued)

corresponding trust assets. However, in the event that the trust assets cannot cover all the trust liabilities and the trustee has to pay out of its proprietary assets, the trustee can require the trust beneficiary to compensate for such trust liabilities under the Trust Law. The MHFG Group regularly monitors the condition of trust accounts to minimize exposures against making such payment.

At March 31, 2006 and 2007, there were liabilities of ¥6,716 billion and ¥6,074 billion, respectively, in the trust accounts excluding the liabilities with the special covenant of limited liability. Liabilities of trust accounts principally include obligations to return collateral under security lending transactions and others.

Derivative financial instruments

Certain written options and credit default swaps are deemed guarantees pursuant to the definition of guarantees in FIN No.45 if (i) these contracts require the MHFG Group to make payments to counterparties based on changes in an underlying instrument or index, (ii) the contract cannot be cash-settled, and (iii) it is probable that the counterparty held the underlying instrument at inception of the contract. Because it is difficult in practice to determine whether condition (iii) exists, the MHFG Group has decided to include all credit default swaps and certain written options, excluding written options outside the scope of FIN No.45 such as written call options, in the mandatory guarantee disclosures, irrespective of whether the counterparty has the asset or liability relating to the underlying.

Maximum exposure under guarantee contracts

The table below summarizes the remaining term and maximum potential amount of future payments by type of guarantee at March 31, 2006 and 2007. The maximum potential amount of future payments disclosed below represents the contractual amounts that could be repaid in the event of guarantees execution, without consideration of possible recoveries under recourse provisions or from collateral held. With respect to written options included in derivative financial instruments of the table below, in theory, the MHFG Group is exposed to unlimited losses; therefore, the table shows notional amounts of the contracts as a substitute for the maximum exposure.

The MHFG Group, when necessary, requires collateral such as cash, investment securities and real estate or third-party guarantees depending on the amount of credit risk involved, and employs means such as sub-participation to reduce the credit risk associated with guarantees. The maximum exposure or notional amounts below does not represent the expected losses from the execution of the guarantees.

<u>2006</u>	<u>Maximum potential/Contractual or Notional amount</u>	<u>Amount by expiration period</u>		
		<u>One year or less</u>	<u>After one year through five years</u>	<u>After five years</u>
		(in millions of yen)		
Performance guarantees	1,327,584	707,057	529,992	90,535
Guarantees on loans	1,247,128	165,896	100,611	980,621
Guarantees on securities	47,459	18,431	23,014	6,014
Other guarantees	1,056,314	762,961	259,597	33,756
Guarantees for the repayment of trust principal	1,349,561	244,834	574,763	529,964
Liabilities of trust accounts	6,716,288	6,479,646	42,008	194,634
Derivative financial instruments	45,862,247	31,455,068	11,899,386	2,507,793

MIZUHO FINANCIAL GROUP, INC. AND SUBSIDIARIES
NOTES TO CONSOLIDATED FINANCIAL STATEMENTS—(Continued)

<u>2007</u>	<u>Maximum potential/Contractual or Notional amount</u>	Amount by expiration period		
		One year or less	After one year through five years	After five years
		(in millions of yen)		
Performance guarantees	1,678,749	857,718	661,875	159,156
Guarantees on loans	1,126,958	153,488	101,540	871,930
Guarantees on securities	23,977	17,314	4,065	2,598
Other guarantees	1,057,360	764,768	260,787	31,805
Guarantees for the repayment of trust principal	1,159,966	183,163	471,070	505,733
Liabilities of trust accounts	6,073,687	5,838,807	50,618	184,262
Derivative financial instruments	120,008,379	86,819,597	27,545,378	5,643,404

Other off-balance-sheet instruments

In addition to guarantees, the MHFG Group issues other off-balance-sheet instruments to its customers, such as lending-related commitments and commercial letters of credit. Under the terms of these arrangements, the MHFG Group is required to extend credit or make certain payments upon the customers' request.

Commitments to extend credit

Commitments to extend credit are legally binding agreements to lend to customers on demand. They usually have set maturity dates. These agreements differ from guarantees in that they are generally revocable or contain provisions that enable the MHFG Group to avoid payment or reduce the amount of credit extended under certain conditions, such as the deterioration of the borrower's financial condition or other reasonable conditions. The MHFG Group monitors the financial condition of the potential borrowers throughout the commitment period to determine whether additional collateral or changes in the terms of the commitment are necessary. Since many of these commitments to extend credit expire without being drawn upon, the total commitment amounts do not necessarily represent future cash requirements.

Commitments to invest in securities

Commitments to invest in securities include legally binding contracts to make additional contributions to investment funds, such as venture capital funds or corporate recovery funds in accordance with the terms of investment agreements.

Commercial letters of credit

Commercial letters of credit are issued in connection with customers' trade transactions. Normally, the customers cannot receive the goods until they make payment to a bank, and therefore these commercial letters of credit are collateralized by the underlying goods. Upon issuance of commercial letters of credit, the MHFG Group monitors the credit risk associated with these transactions to determine if additional collateral is required.

MIZUHO FINANCIAL GROUP, INC. AND SUBSIDIARIES
NOTES TO CONSOLIDATED FINANCIAL STATEMENTS—(Continued)

The table below summarizes the contractual amounts with regard to these undrawn commitments at March 31, 2006 and 2007:

	<u>2006</u>	<u>2007</u>
	(in millions of yen)	
Commitments to extend credit	44,478,601	47,904,584
Commitments to invest in securities	132,734	136,544
Commercial letters of credit	<u>462,805</u>	<u>535,845</u>
Total	<u>45,074,140</u>	<u>48,576,973</u>

Allowance and provision (credit) for losses on off-balance-sheet instruments

Other liabilities include an allowance for losses on off-balance-sheet instruments. Changes in the allowance for losses on off-balance-sheet instruments for the fiscal years ended March 31, 2006 and 2007 are shown below:

	<u>2005</u>	<u>2006</u>	<u>2007</u>
	(in millions of yen)		
Balance at beginning of fiscal year	77,754	51,981	86,004
Provision (credit) for losses on off-balance-sheet instruments	(25,773)	34,023	(37,821)
Charge-offs	—	—	4,264
Balance at end of fiscal year	<u>51,981</u>	<u>86,004</u>	<u>43,919</u>

Leases

The MHFG Group leases certain office space and equipment under noncancelable agreements. Future minimum rental commitments for noncancelable leases at March 31, 2007 were as follows:

	<u>Capitalized leases</u>	<u>Operating leases</u>
	(in millions of yen)	
Fiscal year ending March 31:		
2008	9,496	39,289
2009	8,454	35,572
2010	6,248	22,978
2011	3,127	22,233
2012	1,061	19,770
2013 and thereafter	<u>373</u>	<u>51,118</u>
Total minimum lease payments	<u>28,759</u>	<u>190,960</u>
Amount representing interest	1,488	
Present value of minimum lease payments	<u>27,271</u>	

Total rental expense for the fiscal years ended March 31, 2005, 2006 and 2007 was ¥26,087 million, ¥34,134 million and ¥38,742 million, respectively.

During prior years, the MHFG Group's major banking subsidiaries sold their head offices (including land, buildings, facilities and equipment) to third parties. Concurrent with the sales, these subsidiaries leased the properties back for periods of 5 and 10 years at total lease payment for the whole period of ¥214,690 million.

MIZUHO FINANCIAL GROUP, INC. AND SUBSIDIARIES
NOTES TO CONSOLIDATED FINANCIAL STATEMENTS—(Continued)

The MHFG Group recorded the transactions as operating leases. The future minimum lease payments under the terms of the related lease agreements were ¥168,945 million, ¥144,182 million and ¥119,419 million at March 31, 2005, 2006 and 2007, respectively.

Legal proceedings

The MHFG Group is involved in normal collection proceedings initiated by the Group and other legal proceedings in the ordinary course of business.

The Group's Indonesian subsidiary acts as collateral agent for the trustee of bond issuances made by subsidiaries of Asia Pulp & Paper Company Ltd. ("APP"). In that role, the subsidiary is involved in disputes between the bondholders and such APP subsidiaries in their capacities as the issuers, guarantors and/or pledgors of security for the bonds relating to foreclosure proceedings on the collateral and has been named as a defendant in lawsuits brought by the obligors under the bonds in Indonesia. The Group's consolidated financial statements do not include a reserve in relation to these disputes because the Group does not believe that the resolution of this matter will have a significant impact on the consolidated financial condition or results of operations of the Group, although there can be no assurance as to the foregoing.

24. Minority interest in consolidated subsidiaries

Minority interest represents the equity for the remaining outstanding voting stock of subsidiaries not owned by the MHFG Group. The changes in minority interest in fiscal years ended March 31, 2005, 2006, and 2007 consisted of minority interest in net income or loss of subsidiaries, minority interest in changes in other comprehensive income of subsidiaries and changes resulting from changes in the ownership percentage of the Group in certain subsidiaries.

On September 29, 2004, MHSC issued and sold 681,000 shares to Norinchukin Bank, a third party, in order to reinforce its business relationships with agricultural and forestry financial institutions, strengthen its capital base and enhance its profitability. The sales price was ¥110,000 per share and Norinchukin Bank's investment in MHSC amounted to ¥75 billion in cash. As a result of the investment, Norinchukin Bank became a minority shareholder in MHSC owning 18.5% of its common stock. The MHFG Group realized a gain of ¥14 billion on the sale of MHSC stock, which is included in Other noninterest income for the fiscal year ended March 31, 2005. As a result of this transaction, the MHFG Group's ownership in MHSC was reduced to 81.5%.

For the fiscal year ended March 31, 2006, the MHFG Group sold 250,000,000 shares of equity interest in MHTB in order to maintain the subsidiary's status as a listed company in compliance with the change in certain delisting rules of the TSE. The Group realized a gain of ¥45 billion on the sale of MHTB stock, which is included in Other noninterest income for the fiscal year ended March 31, 2006. As a result of this transaction, the Group's ownership in MHTB was reduced to 70.0% at March 31, 2006.

25. Variable interest entities and securitizations

Variable interest entities

In the normal course of business, the MHFG Group is involved with VIEs primarily through the following types of transactions: asset-backed commercial paper/loan programs, asset-backed securitizations, investment funds, trust arrangements, and structured finance. These transactions are discussed below. The maximum exposure to loss that is discussed in this section is the contractual or notional amounts of liquidity facilities and other off-balance-sheet credit related support or notional amount of financing, and it is not indicative of the ongoing exposure which is managed within the Group's risk management framework.

MIZUHO FINANCIAL GROUP, INC. AND SUBSIDIARIES
NOTES TO CONSOLIDATED FINANCIAL STATEMENTS—(Continued)

The tables below present the carrying amount and classification of assets that were collateral for the obligations of VIEs where the MHFG Group was the primary beneficiary, as of March 31, 2006 and 2007:

<u>Consolidated assets by type of entity</u>	<u>2006</u>	<u>2007</u>
	<u>(in millions of yen)</u>	
Asset-backed commercial paper/loan programs	2,850,947	3,256,152
Asset-backed securitizations	465,929	650,702
Investments in securitization products	435,524	335,563
Investment funds	832,248	722,398
Total	<u>4,584,648</u>	<u>4,964,815</u>
<u>Consolidated assets by asset classification</u>	<u>2006</u>	<u>2007</u>
	<u>(in millions of yen)</u>	
Cash and due from banks and deposits	118,470	6,602
Call loans	2,169	7,335
Trading account assets	776,140	709,444
Investments	117,464	115,897
Loans	3,482,883	4,056,344
Other	87,522	69,193
Total	<u>4,584,648</u>	<u>4,964,815</u>

Asset-backed commercial paper/loan programs

The MHFG Group manages several asset-backed commercial paper/loan programs that provide its clients' off-balance-sheet and/or cost-effective financing. The VIEs used in the programs purchase financial assets, primarily receivables, from clients participating in the programs and provide liquidity through the issuance of commercial paper or borrowings from the MHFG Group backed by the financial assets. While customers normally continue to service the transferred receivables, the MHFG Group underwrites, distributes, and makes a market in commercial paper issued by the conduits. The MHFG Group also provides liquidity and credit support facilities and financing to the VIEs.

In accordance with the consolidation requirements of FIN No.46R, the MHFG Group consolidated certain of these conduits, where the MHFG Group was deemed to be the primary beneficiary through participation in a majority of expected losses, expected residual returns or both.

Asset-backed securitizations

The MHFG Group acts as an arranger of various types of structured finance to meet clients' various off-balance-sheet financing needs. In substantially all of these structured financing transactions, the transfer of the financial asset by the client is structured to be bankruptcy remote by use of a bankruptcy remote entity, which is deemed to be a VIE because its equity holder does not have decision making rights. The MHFG Group receives fees for structuring and/or distributing the securities sold to investors. In some cases, the MHFG Group itself purchases the securities issued by the entities and/or provides loans to the VIEs.

In addition, the MHFG Group establishes several single-issue and multi-issue special purpose entities that issue collateralized debt obligations ("CDO") or collateralized loan obligations ("CLO"), synthetic CDO/CLO or other repackaged instruments to meet clients' and investors' financial needs. The MHFG Group also arranges

MIZUHO FINANCIAL GROUP, INC. AND SUBSIDIARIES
NOTES TO CONSOLIDATED FINANCIAL STATEMENTS—(Continued)

securitization transactions including commercial mortgage-backed securities (“CMBS”), residential mortgage-backed securities (“RMBS”) and others. In these transactions, the MHFG Group acts as an underwriter, placement agent, asset manager, derivatives counter party, and/or investor to debt and equity instruments.

The MHFG Group consolidated several of the entities discussed above because it participated in a majority of expected losses, expected residual returns or both, through securities it purchases from and/or financing it provides to the entities.

Investments in securitization products

The MHFG Group invests in, among other things, various types of CDO/CLO, synthetic CDO/CLO and repackaged instruments, CMBSs and RMBSs arranged by third parties for the purpose of generating current income or capital appreciation, which all utilize entities that are deemed to be VIEs. In accordance with the consolidation requirements of FIN No.46R, the MHFG Group consolidated certain of these VIEs, where the MHFG Group was deemed to be the primary beneficiary through the participation in a majority of expected losses, expected residual returns or both.

With respect to certain of these three types of VIEs, asset-backed commercial paper/loan programs, asset-backed securitizations and investments in securitization products, the MHFG Group determined that it was not the primary beneficiary but had significant variable interests. As of March 31, 2006 and 2007, total assets of such entities were ¥1,237,943 million and ¥1,522,248 million, respectively, and the MHFG Group’s maximum exposure to loss was ¥143,090 million and ¥87,073 million, respectively.

Investment funds

The MHFG Group invests in various investment funds including securities investment trusts, which collectively invest in equity and debt securities that include listed Japanese securities and investment grade bonds. Investment advisory companies or fund management companies, including the Group’s subsidiaries and affiliates, administer and make investment decisions over such investment funds. In accordance with the consolidation requirements of FIN No.46R, the MHFG Group consolidated certain of these funds, where the MHFG Group was deemed to be the primary beneficiary because it owned a majority of the interests in these funds, and participated in a majority of expected losses, expected residual returns or both.

In certain of these entities, the MHFG Group determined that it was not the primary beneficiary but had significant variable interests. As of March 31, 2006 and 2007, the total assets of these entities were ¥2,985,724 million and ¥1,501,188 million, respectively, and the MHFG Group’s maximum exposure to loss was ¥298,795 million and ¥176,358 million, respectively.

Trust arrangements

The MHFG Group offers a variety of asset management and administration services under trust arrangements including security investment trusts, pension trusts and trusts used in the securitization of assets originated by and transferred to third parties.

As a trustee, the MHFG Group is required to exercise due care in managing and safe-keeping of the assets entrusted. Since the MHFG Group manages and administers entrusted assets in a capacity of an agent or fiduciary on behalf of its customers and is required to segregate trust assets from its proprietary assets, trust accounts are recorded separately from the MHFG Group’s general accounts and are not included in these consolidated financial statements.

MIZUHO FINANCIAL GROUP, INC. AND SUBSIDIARIES
NOTES TO CONSOLIDATED FINANCIAL STATEMENTS—(Continued)

With respect to guaranteed principal money trust products, the MHFG Group assumes certain risks by providing guarantees for the repayment of principal as required by the trust agreements or relevant Japanese legislation. The MHFG Group manages entrusted funds primarily through the origination of high quality loans and other credit-related products, investing in investment grade marketable securities such as Japanese government bonds and placing cash with the MHFG Group's subsidiary trust banks (Refer to Note 12 "Due to trust accounts"). The MHFG Group determined that it does not absorb a majority of expected losses or residual returns in connection with these trust arrangements and, therefore, the trust accounts are not included in the consolidated financial statements of the MHFG Group. The balances of guaranteed principal at March 31, 2006 and 2007 were ¥1,350 billion and ¥1,160 billion, respectively. The trust fees for the fiscal years ended March 31, 2005, 2006 and 2007 were ¥13,348 million, ¥21,612 million and ¥7,547 million, respectively. The asset size at March 31, 2006 and 2007 was ¥1,354 billion and ¥1,162 billion, respectively. The MHFG Group's maximum exposure to loss at March 31, 2006 and 2007 was ¥576 billion and ¥573 billion, respectively.

With respect to non-guaranteed trust arrangements, the MHFG Group manages and administers assets on behalf of its customers (trust beneficiaries) in the capacity of a trustee and fiduciary; it does not assume risks associated with the entrusted assets. For substantially all non-guaranteed trust arrangements, the trust beneficiaries receive the majority of expected residual returns and absorb the majority of expected losses based on the performance of the trust assets. Non-guaranteed trust accounts are not included in the consolidated financial statements of the MHFG Group.

Special purpose entities created for structured finance

The MHFG Group is involved in real estate, commercial aircraft and other vessel and machinery and equipment financing to VIEs. However, the Group's variable interests in these entities are not significant.

Securitization

The MHFG Group had no significant transfers of financial assets in securitization transactions accounted for as sales for the fiscal years ended March 31, 2006 and 2007. The MHFG Group securitized mortgage loans during the fiscal year ended March 31, 2005 and recognized gains of ¥10,847 million on the securitization transactions. In connection with the securitization transactions, the Group provides servicing for and holds retained interests in the securitized mortgage loans. The Group's retained interests consist of subordinated beneficial interests and retained credit exposure. The values of the subordinated beneficial interests are subject to credit risk, interest rate risk and prepayment risk on the securitized financial assets. The retained credit exposure is in the form of a guarantee by a subsidiary of the Group. The carrying amount of this retained credit exposure was not considered material at March 31, 2006 and 2007. No servicing assets or liabilities were recorded as a result of these transactions since the Group received adequate compensation.

Key economic assumptions used in measuring the fair value of the subordinated beneficial interests at the date of securitization were as follows:

Discount rate	0.08-2.57%
Prepayment rate	4.14%
Weighted-average life (in years)	8.18
Expected credit losses	0.18%

MIZUHO FINANCIAL GROUP, INC. AND SUBSIDIARIES
NOTES TO CONSOLIDATED FINANCIAL STATEMENTS—(Continued)

At March 31, 2006 and 2007, key assumptions used in measuring the fair value of the subordinated beneficial interests and the sensitivities of the fair value to an immediate adverse change of 10% and 20% in those assumptions were as follows:

	<u>2006</u>	<u>2007</u>
Discount rate	0.22-2.45%	0.98-2.50%
Prepayment rate	5.68%	6.08%
Weighted-average life (in years)	7.04	6.77
Expected credit losses	0.15%	0.12%
	<u>2006</u>	<u>2007</u>
	(in millions of yen)	
Carrying value of subordinated beneficial interest	26,582	24,109
Discount rate:		
Impact of 10% adverse change	761	741
Impact of 20% adverse change	1,499	1,460
Prepayment rate:		
Impact of 10% adverse change	307	336
Impact of 20% adverse change	566	647
Expected credit losses:		
Impact of 10% adverse change	246	166
Impact of 20% adverse change	492	304

These sensitivities are hypothetical and should be used with caution. As the figures indicate, changes in fair value based on a 10 percent variation in assumptions generally cannot be extrapolated because the relationship of the change in assumption to the change in fair value may not be linear. Also, in this table, the effect of a variation in a particular assumption on the fair value of the subordinated beneficial interest is calculated without changing any other assumption; in reality, changes could be correlated and changes in one factor may result in changes in another (for example, increases in market interest rates may result in lower prepayments and increased credit losses), which might magnify or counteract the sensitivities.

The table below summarizes certain cash flows received from securitization for the fiscal years ended March 31, 2005, 2006 and 2007:

	<u>2005</u>	<u>2006</u>	<u>2007</u>
	(in millions of yen)		
Proceeds from securitization	294,200	—	—
Servicing fees received	164	213	187
Cash flows received on subordinated beneficial interests	3,300	4,033	3,139

The tables below show the reconciliation between managed basis and on-balance-sheet amounts of mortgage loans balances including delinquencies at March 31, 2006 and 2007, and that of net credit losses for the fiscal years ended March 31, 2005, 2006 and 2007:

	<u>2006</u>		<u>2007</u>	
	<u>Principal balance</u>	<u>Delinquencies</u>	<u>Principal balance</u>	<u>Delinquencies</u>
<u>Principal balance and delinquencies</u>	(in millions of yen)			
Total mortgage loans managed together	8,736,157	45,088	9,199,057	42,556
Less:				
Securitized amounts	<u>254,862</u>	<u>1,005</u>	<u>225,028</u>	<u>1,086</u>
On-balance-sheet amounts	<u>8,481,295</u>	<u>44,083</u>	<u>8,974,029</u>	<u>41,470</u>

MIZUHO FINANCIAL GROUP, INC. AND SUBSIDIARIES
NOTES TO CONSOLIDATED FINANCIAL STATEMENTS—(Continued)

<u>Net credit losses</u>	<u>2005</u>	<u>2006</u>	<u>2007</u>
	(in millions of yen)		
Total mortgage loans managed together	15,256	11,249	7,705
Less:			
Securitized amounts	<u>336</u>	<u>578</u>	<u>431</u>
On-balance-sheet amounts	<u>14,920</u>	<u>10,671</u>	<u>7,274</u>

The on-balance-sheet amounts in the tables above do not include separately managed mortgage loans, the principal balance of which were ¥2,174 billion and ¥2,051 billion at March 31, 2006 and 2007, respectively.

26. Fees and commissions income

Details of Fees and commissions income for the fiscal years ended March 31, 2005, 2006 and 2007 are as follows:

	<u>2005</u>	<u>2006</u>	<u>2007</u>
	(in millions of yen)		
Deposits, debentures and lending business	103,005	113,909	116,338
Remittance business	113,777	116,013	115,940
Securities-related business	102,985	133,188	101,861
Trust fees	63,040	75,778	66,329
Fees for other customer services	<u>219,339</u>	<u>249,798</u>	<u>282,531</u>
Total	<u>602,146</u>	<u>688,686</u>	<u>682,999</u>

Securities-related business fees consist of broker's fees and markups on securities underwriting and other securities related activities. Remittance business fees consist of service charges for funds transfer and collections. Trust fees are earned primarily by fiduciary asset management and administration service for corporate pension plans, investment funds, and other. Fees for other customer services include fees related to the MHFG Group's agency business, guarantee related business, and other.

27. Concentrations of credit risk

Credit risk is the possibility that loss may occur from counterparty failure to perform according to the terms of the contract and if the collateral value held, if any, was not adequate to cover such losses. Concentrations of credit risk arise and exist when a number of customers are engaged in similar business activities, or activities in the same geographic region, or have similar economic characteristics that would cause their ability to meet their contractual obligations to be similarly affected by changes in economic or market conditions.

The MHFG Group is one of Japan's largest financial institutions and its main credit exposure is related to Japan-based customers and transactions. Credit risk is controlled through credit approvals, limits and monitoring procedures. The Group regularly monitors various segments of its credit risk portfolio to assess potential concentration risks and to obtain additional collateral when deemed necessary.

While the MHFG Group's credit exposure to customers in certain general industry groups such as construction and real estate, banks and other financial institutions, and wholesale and retail industries is relatively high, the management of the MHFG Group believes that the Group does not have any significant concentration of credit risk in its business for the fiscal years ended March 31, 2006 and 2007. The management monitors concentration of industries by the loan classifications designated by the BOJ and concluded that the Group exposure is broadly diversified along industry lines.

MIZUHO FINANCIAL GROUP, INC. AND SUBSIDIARIES
NOTES TO CONSOLIDATED FINANCIAL STATEMENTS—(Continued)

28. Fair value of financial instruments

SFAS No.107, “Disclosures about Fair Value of Financial Instruments” (“SFAS No.107”) requires the disclosure of estimated fair value of financial instruments. Fair value of financial instruments is the current amount that would be exchanged between willing parties, other than in a forced sale or liquidation. Quoted market prices, if available, are best utilized as estimates of the fair values of financial instruments. However, since no quoted market prices are available for certain financial instruments, fair values for such financial instruments have been estimated based on management’s assumptions, present value cash flow models or other valuation methods. Such estimation methods are described in more detail below. These estimates could be significantly affected by different sets of assumptions. There are certain limitations to management’s best judgment in estimating fair values of financial instruments and inherent subjectivity involved in estimation methodologies and assumptions used to estimate fair value. Accordingly, the net realizable or liquidation values could be materially different from the estimates presented below. In addition, the estimates below are only reflective of the fair value of each category of financial instruments but not reflective of the fair value of the MHFG Group on a consolidated basis.

SFAS No.107 does not require the disclosure of the fair value of nonfinancial instruments.

The carrying amount and fair values of certain financial instruments, excluding the financial instruments outside the scope of SFAS No.107 such as the equity method investments and lease contracts as defined in SFAS No.13, “Accounting for Leases” (“SFAS No.13”), at March 31, 2006 and 2007 are as follows:

	<u>2006</u>		<u>2007</u>	
	<u>Carrying amount</u>	<u>Estimated fair value</u>	<u>Carrying amount</u>	<u>Estimated fair value</u>
	(in billions of yen)			
Financial assets:				
Cash and due from banks, call loans and funds sold, and receivables under resale agreements and securities borrowing transactions	20,451	20,451	22,492	22,492
Trading securities	8,825	8,825	9,505	9,505
Investments	37,795	37,779	37,290	37,282
Loans, net of allowance for loan losses	67,843	68,062	68,179	68,433
Other financial assets	3,896	3,896	2,823	2,823
Derivative financial instruments	3,567	3,567	4,446	4,446
Financial liabilities:				
Noninterest-bearing deposits, call money and funds purchased, and payables under repurchase agreements and securities lending transactions	38,551	38,551	39,364	39,364
Interest-bearing deposits	67,772	67,679	70,234	70,147
Debentures	6,587	6,519	4,724	4,687
Trading securities sold, not yet purchased	6,466	6,466	6,351	6,351
Due to trust accounts	1,355	1,355	1,135	1,135
Commercial paper and other short-term borrowings	7,259	7,259	5,217	5,217
Long-term debt	5,355	5,448	7,047	7,162
Other financial liabilities	3,353	3,353	3,202	3,202
Derivative financial instruments	3,979	3,979	4,959	4,959

The methodologies and assumptions used to estimate the fair value of the financial instruments are summarized below.

MIZUHO FINANCIAL GROUP, INC. AND SUBSIDIARIES
NOTES TO CONSOLIDATED FINANCIAL STATEMENTS—(Continued)

Cash and due from banks, call loans and funds sold, and receivables under resale agreements and securities borrowing transactions

The carrying value of short-term financial assets, such as cash and due from banks, interest-bearing deposits in other banks, call loans and funds sold, and receivables under resale agreements and securities borrowing transactions approximates the fair value of these assets since they generally involve limited losses from credit risk or have short-term maturities with interest rates that approximate market.

Trading securities and trading securities sold, not yet purchased

Trading securities and trading securities sold, not yet purchased have been valued primarily using quoted market prices or using quoted market prices of comparable instruments. The fair values of trading securities and trading securities sold, not yet purchased are disclosed in Note 3 “Trading account assets and trading account liabilities”.

Investments

Available-for-sale and held-to-maturity securities have been valued using quoted market prices or using quoted market prices of comparable instruments. The fair value of investments held by consolidated investment companies is based upon quoted market prices or for non-marketable equity securities, valuations that consider earnings multiples and/or comparisons to recent market transactions. The fair values of investment securities are disclosed in Note 4 “Investments”. The fair values of other equity interests are not readily determinable and their carrying amounts of ¥841 billion and ¥472 billion at March 31, 2006 and 2007, respectively, are not included in the disclosure.

Loans

Performing loans have been fair valued as groups of similar loans based on the type of loan, credit quality, prepayment assumptions and remaining maturity. The fair value of fixed rate loans is estimated based on discount cash flows using interest rates approximating the MHFG Group’s current rates for similar loans, adjusting for inherent credit risk. The carrying value of variable rate loans approximates the fair value since they mature or are repriced within a short period of time. When quoted market prices are available, primarily for loans to refinancing countries, loans held for dispositions or sales and certain other foreign loans, such market prices are utilized as estimates for fair value. Nonperforming loans have been fair valued on a loan by loan basis based on discounted cash flows analysis or appraisal value of underlying collateral as deemed appropriate by management.

Other financial assets

The carrying value of other financial assets, such as accrued interest receivable and accounts receivable from brokers, dealers, and customers for securities transactions, approximates the fair value of these assets since they generally involve limited losses from credit risk or have short-term maturities with interest rates that approximate market.

Derivative financial instruments

All derivatives are recognized on the consolidated balance sheets at fair value. For exchange traded contracts, fair value is based on quoted market prices. For non-exchange traded contracts, fair value is based on dealer quotes or valuation models applied to current market information. The fair values of derivative assets and liabilities are presented in Note 3 “Trading account assets and trading account liabilities”.

MIZUHO FINANCIAL GROUP, INC. AND SUBSIDIARIES
NOTES TO CONSOLIDATED FINANCIAL STATEMENTS—(Continued)

Noninterest-bearing deposits, call money and funds purchased and payables under repurchase agreements and securities lending transactions

The carrying value of financial liabilities, such as noninterest-bearing deposits and call money and funds purchased, approximates the fair value of these liabilities since they generally have short-term maturities with interest rates that approximate market. The carrying value of payables under repurchase agreements and securities lending transactions approximates the fair value since the transactions are based on quoted market prices.

Interest-bearing deposits

The fair value for fixed rate deposits is estimated based on discounted cash flows analysis using current interest rates for instruments with similar maturities. The carrying value for variable rate deposits approximates the fair value since they are repriced within a short period of time.

Debentures

The fair value of debentures is estimated based on quoted market rates when available or discounted cash flow analysis using current interest rates offered for debentures with similar maturities.

Due to trust accounts

The carrying value of due to trust accounts approximates the fair value since they generally have short-term maturities with interest rates that approximate market.

Commercial paper and other short-term borrowings

The carrying value of the majority of other short-term borrowings approximates the fair value since they generally have short-term maturities with interest rates that approximate market. The fair value of certain borrowings is estimated based on discounted cash flows analysis using interest rates approximating the MHFG Group's incremental borrowings with similar maturities.

Long-term debt

The fair value of the majority of long-term debt, such as convertible bonds and certain subordinated debt, is estimated based on quoted market prices of the instruments. The fair value of other long-term debt is estimated using discounted cash flow analysis using interest rates approximating the MHFG Group's incremental borrowings with similar maturities.

Other financial liabilities

The fair value of other financial liabilities, such as accrued interest payable and accounts payable to brokers, dealers, and customers for securities transactions, approximates the carrying amounts.

The fair values of certain off-balance-sheet financial instruments, such as commitments to extend credit and commercial letters of credit, are not considered material to the consolidated balance sheets at March 31, 2006 and 2007.

MIZUHO FINANCIAL GROUP, INC. AND SUBSIDIARIES
NOTES TO CONSOLIDATED FINANCIAL STATEMENTS—(Continued)

29. Related party transactions

Transactions with directors, executive officers, and their associates

The banking subsidiaries of MHFG make loans to the MHFG Group's directors, executive officers, and their associates in their ordinary course of business. At March 31, 2006 and 2007, outstanding loans to such related parties were not considered significant. These related party loans were made on substantially the same terms, including interest rate and collateral, as those prevailing at the same time for comparable transactions with unrelated parties. At March 31, 2006 and 2007, there were no loans to these related parties that were considered impaired.

Other transactions, such as deposits, were entered into between MHFG's subsidiaries and the MHFG Group's directors, executive officers, and their associates during the fiscal years ended March 31, 2005, 2006 and 2007. The outstanding amounts of these transactions, which were made in the ordinary course of business with terms equivalent to those with unrelated parties, were not considered significant.

Transactions with other related parties

A number of transactions were entered into with other related parties, such as MHFG's employees and affiliates accounted for under the equity method. These transactions included loans, deposits, and other banking services. They were not significant in amount and were conducted with substantially the same terms as those for comparable transactions with unrelated parties.

30. Business segment information

Under U.S. GAAP, companies report segment information based on the way management disaggregates the company for making operating decisions. The MHFG Group's operating segments are based on the nature of the products and services provided, the type of customer and the Group's management organization. The business segment information, set forth below, is derived from the internal management reporting systems used by management to measure the performance of the Group's business segments. The management measures the performance of each of the operating segments primarily in terms of "net business profits" in accordance with internal managerial accounting rules and practices. Net business profits is used as a measure of the profitability of core banking operations in Japan, and is defined as gross profits (or the sum of net interest income, fiduciary income, net fee and commission income, net trading income and net other operating income) less general and administrative expenses (excluding non-recurring expenses). Measurement by net business profits is required for regulatory reporting to the FSA. Therefore, the format and information are presented primarily on the basis of Japanese GAAP and is not consistent with the consolidated financial statements prepared in accordance with U.S. GAAP. A reconciliation is provided for the segments' total net business profits with income before income tax expense (benefit) under U.S. GAAP.

Note 31 "Foreign activities" provides financial information relating to the MHFG Group's operations by geographic area.

MHFG manages its business portfolio through the three Global Groups: the Global Corporate Group, the Global Retail Group, and the Global Asset & Wealth Management Group. The Global Corporate Group consists primarily of MHCN and MHSC, the Global Retail Group consists primarily of MHBK and MHIS, and the Global Asset & Wealth Management Group consists primarily of MHTB. Operating segments of MHCN and MHBK are aggregated within each entity based on customer characteristics and functions. Operating segments of MHCN are aggregated into three reportable segments, domestic, international, and trading and others. Operating segments of MHBK are also aggregated into three reportable segments, retail banking, corporate banking, and trading and

MIZUHO FINANCIAL GROUP, INC. AND SUBSIDIARIES
NOTES TO CONSOLIDATED FINANCIAL STATEMENTS—(Continued)

others. In addition to the three Global Groups, subsidiaries which provide services to a wide range of customers and which do not belong to a specific Global Group are aggregated as Others.

The Global Corporate Group

MHCB

MHCB is the main operating company of the Global Corporate Group and provides banking and other financial services to large corporations, financial institutions, public sector entities, foreign corporations, including foreign subsidiaries of Japanese corporations, and foreign governmental entities.

(1) Domestic

This segment consists of the following six units of MHCB: corporate banking, financial institutions & public sector business, global syndicated finance, global financial products, global transaction banking, and corporate restructuring business. This segment provides a variety of financial products and services to large corporations, financial institutions and public sector entities in Japan. The products and services it offers include commercial banking, advisory services, syndicated loan arrangements, leveraged finance and structured finance.

(2) International

This segment primarily offers commercial banking and foreign exchange transaction services to foreign corporations, including foreign subsidiaries of Japanese corporations, through MHCB's overseas network.

(3) Trading and others

This segment consists of the global markets unit and the global portfolio management unit. This segment supports the domestic and international segments in offering derivatives and other risk hedging products to satisfy MHCB's customers' financial and business risk control requirements. It is also engaged in MHCB's proprietary trading, such as foreign exchange and bond trading, and asset and liability management. This segment also includes costs incurred by headquarters functions of MHCB.

(4) *MHSC*

MHSC is the primary investment banking arm in the Global Corporate Group and offers wholesale securities and investment banking services, such as underwriting and trading of bonds and equities, advisory services, and structured finance, to large and international corporations, financial institutions, and public entities.

(5) *Others*

This segment consists of MHCB's subsidiaries other than MHSC. These subsidiaries offer financial products and services in specific areas of business or countries mainly to customers of the Global Corporate Group.

The Global Retail Group

MHBK

MHBK is the main operating company of the Global Retail Group. MHBK provides banking and other financial services primarily to individuals, SMEs and middle-market corporations through its domestic branch and ATM network.

MIZUHO FINANCIAL GROUP, INC. AND SUBSIDIARIES
NOTES TO CONSOLIDATED FINANCIAL STATEMENTS—(Continued)

(6) Retail banking

This segment offers banking products and services, including housing and other personal loans, credit cards, deposits, investment products, and consulting services, to MHBK's individual customers through its nationwide branch and ATM network, as well as telephone and Internet banking services.

(7) Corporate banking

This segment consists of the following two business groups of MHBK: corporate banking and public sector banking. These two business groups provide loans, syndicated loan arrangements, structured finance, advisory services, other banking services, and capital markets financing to SMEs, middle-market corporations, local governmental entities, and other public sector entities in Japan.

(8) Trading and others

The trading and ALM group supports the retail banking and corporate banking segments in offering derivatives and other risk hedging products to satisfy MHBK's customers' financial and business risk control requirements. It is also engaged in MHBK's proprietary trading, such as foreign exchange and bond trading, and asset and liability management. This segment also includes costs incurred by headquarters functions of MHBK.

(9) *MHIS*

MHIS offers securities services to individuals and corporate customers of the Global Retail Group and provides with those corporate customers with support in procuring funds through capital markets.

(10) *Others*

This segment consists of MHBK's subsidiaries other than MHIS. These subsidiaries, such as Mizuho Capital and Mizuho Business Financial Center, offer financial products and services in specific areas of business to customers of the Global Retail Group.

The Global Asset & Wealth Management Group

(11) *MHTB*

MHTB is the main operating company of the Global Asset & Wealth Management Group and offers products and services related to trust, real estate, securitization and structured finance, pension and asset management, and stock transfers.

(12) *Others*

This segment includes companies other than MHTB which are part of the Global Asset & Wealth Management Group. These companies include Mizuho Private Wealth Management, TCSB and asset management companies. They offer products and services related to private banking, trust and custody, and asset management.

(13) *Others*

This segment consists of MHFG and its subsidiaries that do not belong to a specific Global Group but provide

MIZUHO FINANCIAL GROUP, INC. AND SUBSIDIARIES
NOTES TO CONSOLIDATED FINANCIAL STATEMENTS—(Continued)

their services to a wide range of customers. Under this segment, the MHFG Group offers non-banking services including research and consulting services through Mizuho Research Institute, information technology-related services through Mizuho Information & Research Institute and advisory services to financial institutions through Mizuho Financial Strategy.

The information below for reportable segments for the fiscal year ended March 31, 2007 is derived from the internal management reporting system. Information for the fiscal years ended March 31, 2005 and 2006 is also derived from the internal management reporting system reclassified to conform to the 2007 presentation. Management does not use information on segments' assets to allocate resources and assess performance and has not prepared information on segment assets. Accordingly, information on segment assets is not available.

2005	Global Corporate Group							Global Retail Group					Global Asset & Wealth Management Group						
	MHCB							MHBK											
	Total	Total	Domestic (1)	Inter-national (2)	Trading and others (3)	MHSC (4)	Others (5)	Total	Total	Retail banking (6)	Corporate banking (7)	Trading and others (8)	MHIS (9)	Others (10)	Total	MHTB (11)	Others (12)	Others (13)	Total
(in billions of yen)																			
Gross profits: (3)																			
Net interest income (expense)	400.0	387.2	235.0	43.4	108.8	0.2	12.6	662.5	599.3	239.4	338.7	21.2	0.2	63.0	41.6	41.6	(0.0)	2.3	1,106.4
Net noninterest income	336.4	193.6	107.9	42.6	43.1	84.9	57.9	374.4	300.8	49.7	187.1	64.0	43.4	30.2	144.7	106.7	38.0	33.9	889.4
Total	736.4	580.8	342.9	86.0	151.9	85.1	70.5	1,036.9	900.1	289.1	525.8	85.2	43.6	93.2	186.3	148.3	38.0	36.2	1,995.8
General and administrative expenses	306.1	208.6	80.7	46.2	81.7	45.4	52.1	611.5	549.2	206.5	264.0	78.7	35.2	27.1	100.2	71.4	28.8	20.6	1,038.4
Others	(38.5)	—	—	—	—	—	(38.5)	(8.4)	—	—	—	—	—	(8.4)	(3.7)	—	(3.7)	5.7	(44.9)
Net business profits	391.8	372.2	262.2	39.8	70.2	39.7	(20.1)	417.0	350.9	82.6	261.8	6.5	8.4	57.7	82.4	76.9	5.5	21.3	912.5

2006	Global Corporate Group							Global Retail Group					Global Asset & Wealth Management Group						
	MHCB							MHBK											
	Total	Total	Domestic (1)	Inter-national (2)	Trading and others (3)	MHSC (4)	Others (5)	Total	Total	Retail banking (6)	Corporate banking (7)	Trading and others (8)	MHIS (9)	Others (10)	Total	MHTB (11)	Others (12)	Others (13)	Total
(in billions of yen)																			
Gross profits: (3)																			
Net interest income (expense)	402.6	376.6	211.2	56.6	108.8(2)	1.0	25.0	619.9	569.7	240.2	319.0	10.5	0.6	49.6	46.1	45.7	0.4	(6.0)	1,062.6
Net noninterest income (expenses)	334.9	154.4	107.5	55.4	(8.5)	117.7	62.8	417.2	313.3	45.8	233.2	34.3	72.5	31.4	162.6	120.6	42.0	26.5	941.2
Total	737.5	531.0	318.7	112.0	100.3	118.7	87.8	1,037.1	883.0	286.0	552.2	44.8	73.1	81.0	208.7	166.3	42.4	20.5	2,003.8
General and administrative expenses	334.1	215.8	82.0	51.7	82.1	55.2	63.1	583.0	517.3	201.4	253.7	62.2	40.0	25.7	110.4	77.9	32.5	13.8	1,041.3
Others	(36.9)	—	—	—	—	—	(36.9)	(7.8)	—	—	—	—	—	(7.8)	(1.2)	—	(1.2)	5.9	(40.0)
Net business profits	366.5	315.2	236.7	60.3	18.2	63.5	(12.2)	446.3	365.7	84.6	298.5	(17.4)	33.1	47.5	97.1	88.4	8.7	12.6	922.5

MIZUHO FINANCIAL GROUP, INC. AND SUBSIDIARIES
NOTES TO CONSOLIDATED FINANCIAL STATEMENTS—(Continued)

2007	Global Corporate Group							Global Retail Group					Global Asset & Wealth Management Group						
	MHC B							MHBK											
	Total	Total	Domestic (1)	Inter-national (2)	Trading and others (3)	MHSC (4)	Others (5)	Total	Total	Retail banking (6)	Corporate banking (7)	Trading and others (8)	MHIS (9)	Others (10)	Total	MHTB (11)	Others (12)	Others (13)	Total
	(in billions of yen)																		
Gross profits: (3)																			
Net interest income (expense)	407.7	306.5	202.4	73.4	30.7	(0.2)	101.4	640.6	593.8	262.6	326.6	4.6	1.2	45.6	53.8	52.2	1.6	(11.8)	1,090.3
Net noninterest income	377.6	241.4	108.2	59.6	73.6	105.9	30.3	464.8	384.7	53.4	233.3	98.0	61.0	19.1	169.8	121.7	48.1	14.9	1,027.1
Total	785.3	547.9	310.6	133.0	104.3	105.7	131.7	1,105.4	978.5	316.0	559.9	102.6	62.2	64.7	223.6	173.9	49.7	3.1	2,117.4
General and administrative expenses	377.0	241.0	88.3	61.5	91.2	61.1	74.9	588.5	527.0	199.3	245.2	82.5	43.4	18.1	126.2	87.8	38.4	(15.8)	1,075.9
Others	(44.3)	—	—	—	—	—	(44.3)	(11.5)	—	—	—	—	—	(11.5)	(1.2)	—	(1.2)	7.1	(49.9)
Net business profits	364.0	306.9	222.3	71.5	13.1	44.6	12.5	505.4	451.5	116.7	314.7	20.1	18.8	35.1	96.2	86.1	10.1	26.0	991.6

Notes:

- (1) (5) Others, (10) Others, and (12) Others include elimination of transactions between companies within the Global Corporate Group, the Global Retail Group, and the Global Asset & Wealth Management Group, respectively. (13) Others include elimination of transactions between the Global Groups.
- (2) Dividends of ¥120.0 billion received by MHC B from its financial subsidiaries for corporate revitalization are excluded.
- (3) Credit-related costs for trust accounts are excluded from gross profits.

Reconciliation

As explained above, the measurement base for the internal management reporting system and the income and expenses items covered are different from the accompanying consolidated statements of income. Therefore, it is impracticable to present reconciliations of all the business segments' information, other than net business profits, to corresponding items in the accompanying consolidated statements of income.

A reconciliation of total net business profits under the internal management reporting system for the fiscal years ended March 31, 2005, 2006 and 2007 presented above to income before income tax expense (benefit) shown on the consolidated statements of income is as follows:

	2005	2006	2007
	(in billions of yen)		
Net business profits	912.5	922.5	991.6
U.S. GAAP adjustments	(144.3)	(574.4)	(144.4)
(Provision) credit for loan losses	(55.0)	157.7	(182.1)
Net gains related to equity investments	419.9	302.6	(75.2)
Credit-related costs for trust accounts	(2.7)	(1.4)	—
Non-recurring personnel expense	(7.0)	(10.0)	(20.4)
Gains on disposal of premises and equipment	80.6	65.5	64.6
(Provision) credit for losses on off-balance sheet instruments	25.8	(34.0)	37.8
Minority interest in consolidated subsidiaries	(30.9)	(69.1)	(27.8)
Others—net (Note)	3.5	(47.9)	143.0
Income before income tax expense (benefit)	1,202.4	711.5	787.1

Note: Amount for the fiscal year ended March 31, 2006 includes a loss of ¥40.7 billion caused by an erroneous stock brokerage order by an employee of MHSC which is included in Other noninterest expenses. Amount for the fiscal year ended March 31, 2007 includes a subsidy of ¥177.4 billion related with the substitutional portion of the employee pension funds which is included in Other noninterest income.

MIZUHO FINANCIAL GROUP, INC. AND SUBSIDIARIES
NOTES TO CONSOLIDATED FINANCIAL STATEMENTS—(Continued)

31. Foreign activities

The following table presents consolidated income statement and total assets information by major geographic area. Foreign activities are defined as business transactions that involve customers residing outside of Japan. However, as the MHFG Group's operations are highly integrated globally, estimates and assumptions have been made for an allocation among the geographic areas.

	<u>Japan</u>	<u>Americas</u>	<u>Europe</u>	<u>Asia/Oceania excluding Japan, and others</u>	<u>Total</u>
	(in millions of yen)				
Fiscal year ended March 31, 2005:					
Total revenue (1)	2,616,599	323,029	188,524	86,949	3,215,101
Total expenses (2)	1,667,733	155,658	149,926	39,344	2,012,661
Income before income tax expense (benefit)	948,866	167,371	38,598	47,605	1,202,440
Net income	844,062	157,357	34,843	41,799	1,078,061
Total assets at end of fiscal year	118,471,292	11,221,033	6,386,197	3,530,018	139,608,540
Fiscal year ended March 31, 2006:					
Total revenue (1)	1,881,447	631,616	327,827	112,173	2,953,063
Total expenses (2)	1,474,765	369,766	296,962	100,040	2,241,533
Income before income tax expense (benefit)	406,682	261,850	30,865	12,133	711,530
Net income	808,473	247,720	25,948	3,531	1,085,672
Total assets at end of fiscal year	119,543,382	12,504,917	9,175,911	4,298,182	145,522,392
Fiscal year ended March 31, 2007:					
Total revenue (1)	2,249,478	843,056	495,353	247,368	3,835,255
Total expenses (2)	1,854,864	641,545	387,477	164,266	3,048,152
Income before income tax expense (benefit)	394,614	201,511	107,876	83,102	787,103
Net income	254,240	192,602	104,817	72,223	623,882
Total assets at end of fiscal year	111,842,599	17,390,251	13,003,340	5,145,089	147,381,279

Notes:

- (1) Total revenue is comprised of Interest and dividend income and Noninterest income.
- (2) Total expenses are comprised of Interest expense, Provision (credit) for loan losses and Noninterest expenses.

MIZUHO FINANCIAL GROUP, INC. AND SUBSIDIARIES
NOTES TO CONSOLIDATED FINANCIAL STATEMENTS—(Continued)

The following are certain asset and liability accounts related to foreign activities at March 31, 2006 and 2007:

	<u>2006</u>	<u>2007</u>
	(in millions of yen)	
Cash and due from banks	93,115	180,636
Interest-bearing deposits in other banks	571,272	583,192
Trading account assets	2,888,835	2,968,798
Investments	6,740,098	10,656,263
Loans	8,214,629	10,399,813
Deposits, principally time deposits and CDs by foreign banks	7,202,967	9,571,899
Short-term borrowings	9,141,127	13,129,328
Trading account liabilities	2,034,343	2,822,727
Long-term debt	517,556	481,747

32. Mizuho Financial Group, Inc., parent company

The following tables present the parent company only financial information of MHFG:

Condensed balance sheets

	<u>2006</u>	<u>2007</u>
	(in millions of yen)	
Assets:		
Cash and due from banks	85	100
Interest-bearing deposits in other banks	2,276	2,627
Investments in subsidiaries and affiliated companies	6,098,678	5,982,726
Other	285,416	264,879
Total	<u>6,386,455</u>	<u>6,250,332</u>
Liabilities and shareholders' equity:		
Short-term borrowings	2,037,000	1,583,000
Other liabilities	3,741	4,632
Shareholders' equity	4,345,714	4,662,700
Total	<u>6,386,455</u>	<u>6,250,332</u>

MIZUHO FINANCIAL GROUP, INC. AND SUBSIDIARIES
NOTES TO CONSOLIDATED FINANCIAL STATEMENTS—(Continued)

Condensed statements of income

	<u>2005</u>	<u>2006</u>	<u>2007</u>
	(in millions of yen)		
Income:			
Dividends from subsidiaries	13,737	112,528	1,220,998
Management fees from subsidiaries	12,757	16,462	29,102
Gain on sales of securities of subsidiaries	29	36,304	—
Other income	147	4,187	828
Total	<u>26,670</u>	<u>169,481</u>	<u>1,250,928</u>
Expenses:			
Operating expenses	11,799	13,478	19,206
Interest expense	174	1,999	12,309
Other expense	580	6,468	3,971
Total	<u>12,553</u>	<u>21,945</u>	<u>35,486</u>
Equity in undistributed net income (loss) of subsidiaries	1,064,505	938,128	(591,633)
Income before income tax expense (benefit)	1,078,622	1,085,664	623,809
Income tax expense (benefit)	561	(8)	(73)
Net income	<u>1,078,061</u>	<u>1,085,672</u>	<u>623,882</u>

Condensed statements of cash flows

	<u>2005</u>	<u>2006</u>	<u>2007</u>
	(in millions of yen)		
Cash flows from operating activities:			
Net income	1,078,061	1,085,672	623,882
Adjustments and other	(1,100,318)	(1,211,343)	614,770
Net cash provided by (used in) operating activities	<u>(22,257)</u>	<u>(125,671)</u>	<u>1,238,652</u>
Cash flows from investing activities:			
Proceeds from sales of securities of subsidiaries	516,451	2,198,053	33,000
Payments for purchases of securities of subsidiaries	—	(2,932,184)	(5)
Net change in other investing activities	(3,113)	(1,054)	(2,065)
Net cash provided by (used in) investing activities	<u>513,338</u>	<u>(735,185)</u>	<u>30,930</u>
Cash flows from financing activities:			
Net change in commercial paper	87,000	(152,000)	—
Net change in short-term borrowings	—	2,037,000	(454,000)
Purchases of treasury stock	(500,477)	(944,321)	(734,285)
Dividends paid	(77,652)	(79,867)	(81,365)
Net change in other financing activities	85	61	83
Net cash provided by (used in) financing activities	<u>(491,044)</u>	<u>860,873</u>	<u>(1,269,567)</u>
Net increase in cash and due from banks	37	17	15
Cash and due from banks at beginning of fiscal year	<u>31</u>	<u>68</u>	<u>85</u>
Cash and due from banks at end of fiscal year	<u>68</u>	<u>85</u>	<u>100</u>

MIZUHO FINANCIAL GROUP, INC. AND SUBSIDIARIES
NOTES TO CONSOLIDATED FINANCIAL STATEMENTS—(Continued)

33. Subsequent events

Approval of dividends

On June 26, 2007, the shareholders approved payment of cash dividends to the shareholders of record on March 31, 2007, of ¥20,000 per share of Eleventh series class XI preferred stock, totaling ¥18,875 million, of ¥30,000 per share of Thirteenth series class XIII preferred stock, totaling ¥1,101 million, and of ¥7,000 per share of common stock, totaling ¥83,081 million.

Repurchase and cancellation of treasury stock

MHFG repurchased and cancelled treasury stock held by its subsidiary on May 28, 2007. The details were as follows.

	<u>Number of shares repurchased and cancelled</u>	<u>Total amount of repurchase</u>	<u>Repurchased from</u>	<u>Repurchase and cancellation date</u>
	(shares)	(in millions of yen)		
Common stock	261,040	221,101	Mizuho Financial Strategy Co., Ltd.	May 28, 2007

Since this was a transaction within the consolidated group, no gains or losses were recorded on a consolidated basis. As a result of the cancellation, common stock and treasury stock each decreased by ¥30,236 million.

Repurchase of common stock

On May 22, 2007, the board of directors of MHFG resolved to repurchase common stock. The details were as follows.

	<u>Number of shares to be repurchased</u>	<u>Total amount of repurchase</u>	<u>Period of repurchase</u>
	(shares)	(in millions of yen)	
Common stock	Up to a maximum of 250,000	Up to a maximum of 150,000	From: June 1, 2007 To: November 30, 2007

The repurchase will offset the potential dilutive effect of the conversion of Eleventh series class XI preferred stock in consideration of the possibility that the number of shares of common stock will increase after the commencement of the conversion period from July 1, 2008. All common stock repurchased are planned to be cancelled.

MIZUHO FINANCIAL GROUP, INC. AND SUBSIDIARIES
NOTES TO CONSOLIDATED FINANCIAL STATEMENTS—(Continued)

Redemption of preferred securities

On April 20, 2007, the board of directors of MHFG resolved to redeem non-cumulative perpetual preferred securities issued by overseas special purpose companies whose voting rights are wholly owned by MHFG. Those entities are not consolidated in accordance with FIN No.46R since the Group is not the primary beneficiary. Thus, the redemption of preferred securities did not reduce Minority interest in consolidated subsidiaries, but Long-term debt in the Group's consolidated balance sheets. However, on June 29, 2007, when the preferred securities were redeemed, it had a decreasing effect on Tier 1 capital. The following table describes the details of the redeemed preferred securities.

<u>Issuer</u>	<u>Aggregate redemption amount</u> (in millions of yen)	<u>Reason for the redemption</u>
Mizuho Preferred Capital (Cayman) 1 limited	112,500	Arrival of optional redemption date
Mizuho Preferred Capital (Cayman) 2 limited	73,000	Arrival of optional redemption date

Signature

The registrant hereby certifies that it meets all of the requirements for filing on Form 20-F and that it has duly caused and authorized the undersigned to sign this annual report on its behalf.

MIZUHO FINANCIAL GROUP, INC.

By: /s/ Terunobu Maeda

Name: Terunobu Maeda

Title: President & CEO

August 10, 2007

EXHIBIT INDEX

<u>Exhibit Number</u>	<u>Description of Exhibits</u>
1.1	Articles of Incorporation of Mizuho Financial Group, Inc., dated June 26, 2007 (English Translation)
1.2	Bylaws Regarding the Board of Directors of Mizuho Financial Group, Inc., effective from January 8, 2003 and as amended on June 27, 2006 (English Translation)*
1.3	Regulations of Board of Corporate Auditors of Mizuho Financial Group, Inc., effective from January 9, 2003 and as amended on September 25, 2006 (English Translation)*
1.4	Share Handling Regulations of Mizuho Financial Group, Inc., dated June 15, 2007 (English Translation)
2.1	Specimen of common stock certificates*
2.2	Form of American Depositary Receipt*
2.3	Form of Deposit Agreement among the registrant, The Bank of New York as Depositary and all owners and holders from time to time of American Depositary Receipts issued thereunder*
8	List of significant subsidiaries of Mizuho Financial Group, Inc.—see “Item 4.C. Information on the Company—Organizational Structure.”
11	Code of Ethics of Mizuho Financial Group, Inc.
12.1	CEO Certification required by Rule 13a-14(a) (17 CFR 240.13a-14(a)).
12.2	CFO Certification required by Rule 13a-14(a) (17 CFR 240.13a-14(a)).
13	Certification required by Rule 13a-14(b) (17 CFR 240.13a-14(b)) and Section 1350 of Chapter 63 of Title 18 of the United States Code (18 U.S.C. 1350).

* Incorporated by reference to our registration statement on Form 20-F (No. 001-33098) filed on October 19, 2006.

**Articles of Incorporation
of
Mizuho Financial Group, Inc.**

June 26, 2007

[Translation]

**ARTICLES OF INCORPORATION
OF
MIZUHO FINANCIAL GROUP, INC.**

**CHAPTER I
GENERAL PROVISIONS**

Article 1. *(Trade Name)*

The company shall be called “Kabushiki Kaisha Mizuho Financial Group” and in English, “Mizuho Financial Group, Inc.”(hereinafter referred to as the “Company”).

Article 2. *(Purpose)*

The purpose of the Company shall be to engage in the following businesses as a bank holding company:

- (1) Operation and management of bank holding companies, banks, long-term credit banks, specialized securities companies and other companies which may be owned by the Company as its subsidiaries under the Banking Law; and
- (2) Any other business incidental to the foregoing.

Article 3. *(Head Office)*

The Company shall have its head office in Chiyoda-ku, Tokyo.

Article 4. *(Organizations)*

The Company shall establish the following organizations, in addition to the general meeting of shareholders and Directors.

- (1) Board of Directors;
- (2) Corporate Auditors;
- (3) Board of Corporate Auditors; and
- (4) Accounting Auditors.

Article 5. *(Method of Public Notices)*

Public notices by the Company shall be given in the *Nihon Keizai Shimbun*.

**CHAPTER II
SHARES**

Article 6. *(Total Number of Authorized Shares)*

The total number of shares which the Company is authorized to issue shall be 29,266,700 shares, and each total number of the classes of shares which the Company is authorized to issue shall be as set forth below;

provided, however, that in the case where a cancellation of shares is made, the number of shares which the Company is authorized to issue shall be reduced by the number of shares so canceled:

Common stock:	24,868,200 shares
Class XI preferred stock:	1,398,500 shares
Class XII preferred stock:	1,500,000 shares
Class XIII preferred stock:	1,500,000 shares

Article 7. (*Issuance of Share Certificates*)

The Company shall issue share certificates representing its issued stock.

Article 8. (*Acquisition of Own Shares*)

The Company may, by a resolution of the Board of Directors, acquire its own stock through market transactions or other methods pursuant to the provisions of Article 165, Paragraph 2 of the Company Law of Japan (the “Law”).

Article 9. (*Additional Purchase of Fractional Shares*)

As provided for in the Share Handling Regulations, any holder of fractional share shall be entitled to demand that the Company sell to the holder of fractional share the fraction of a share that would, together with the fractional share owned by such holder of fractional share, constitute one share.

Article 10. (*Record Date*)

1. The Company shall deem shareholders having voting rights appearing in writing or electronically in the register of shareholders (including the register of beneficial shareholders; the same shall apply hereinafter) as of the end of March 31 of each year as the shareholders who are entitled to exercise their rights at the ordinary general meeting of shareholders for the relevant business year.

2. In addition to the preceding paragraph, the Company may temporarily set the record date whenever necessary, by a resolution of the Board of Directors and upon giving a prior public notice thereof.

Article 11. (*Shareholder Register Manager, etc.*)

1. The Company shall appoint a shareholder register manager.

2. The shareholder register manager and its handling office shall be determined by a resolution of the Board of Directors, and a public notice shall be given with respect thereto.

3. The preparation and keeping of, and other operations relating to the register of shareholders, the register of stock acquisition rights and the register of lost share certificates of the Company shall be entrusted to the shareholder register manager and shall not be handled by the Company.

4. The Company shall appoint a transfer agent with respect to fractional shares, to which the preceding two (2) paragraphs shall apply *mutatis mutandis*.

Article 12. (*Share Handling Regulations*)

Denominations of share certificates of the Company and, entry, whether written or electronic, in the register of shareholder and the register of fractional share, purchase and additional purchase of fractional shares, and other operations relating to shares and fractional shares and handling fees therefor and the method of request or notice by shareholders with respect to general meetings of shareholders shall be governed by the Share Handling Regulations prescribed by the Board of Directors, in addition to laws and regulations and these Articles of Incorporation.

CHAPTER III
PREFERRED STOCK

Article 13. (*Preferred Stock Dividends*)

1. In respect of dividends from its surplus provided for in Article 52, the Company shall distribute dividends from its surplus by cash on preferred stock (hereinafter referred to as the “Preferred Stock Dividends”) in such amount as provided for below to shareholders of preferred stock (hereinafter referred to as the “Shareholders of Preferred Stock”) or registered stock pledgees in respect of preferred stock (hereinafter referred to as the “Registered Preferred Stock Pledgees”) in priority to holders of common stock (hereinafter referred to as the “Shareholders of Common Stock”), registered stock pledgees in respect of common stock (hereinafter referred to as the “Registered Common Stock Pledgees”) or holders of fractional shares in respect of common stock; provided, however, that in the case where all or a part of the Preferred Stock Interim Dividends provided for in Article 14 have been paid in the relevant business year, the amount so paid shall be reduced accordingly:

Class XI preferred stock:	amount decided by the resolution of the Board of Directors on the issuance of such stock, which amount shall not exceed 50,000 yen per share
Class XII preferred stock:	amount decided by the resolution of the Board of Directors on the issuance of such stock, which amount shall not exceed 50,000 yen per share
Class XIII preferred stock:	amount decided by the resolution of the Board of Directors on the issuance of such stock, which amount shall not exceed 100,000 yen per share

2. In a given business year, if all or a part of the Preferred Stock Dividends have not been paid to the Shareholders of Preferred Stock or Registered Preferred Stock Pledgees, the unpaid amount shall not be accumulated for the subsequent business years.

3. The Company shall not distribute dividends from its surplus to any Shareholder of Preferred Stock or Registered Preferred Stock Pledgee, any amount in excess of the amount of the relevant Preferred Stock Dividends.

Article 14. (*Preferred Stock Interim Dividends*)

In respect of interim dividends provided for in Article 53, the Company shall distribute dividends from its surplus by cash in one half of the amount of the Preferred Stock Dividends provided for in the main clause of Paragraph 1 of the preceding article (referred to as the “Preferred Stock Interim Dividends”) in these Articles of Incorporation) to the Shareholders of Preferred Stock or Registered Preferred Stock Pledgees in priority to the Shareholders of Common Stock, Registered Common Stock Pledgees or holders of fractional share in respect of common stock.

Article 15. *(Distribution of Residual Assets)*

1. In respect of distribution of residual assets, the Company shall pay to the Shareholders of Preferred Stock or Registered Preferred Stock Pledgeses in priority to the Shareholders of Common Stock, Registered Common Stock Pledgeses or holders of fractional share in respect of common stock in such amount as provided for below:

Classes XI through XIII preferred stock: 1,000,000 yen per share

2. No distribution of residual assets other than those provided for in the preceding paragraph shall be made to any Shareholder of Preferred Stock or Registered Preferred Stock Pledgee.

Article 16. *(Voting Rights)*

The Shareholders of Preferred Stock shall not have voting rights at a general meeting of shareholders; provided, however, that the Shareholders of Preferred Stock may have voting rights from the date of a general meeting of shareholders, in the case where a proposal on the Preferred Stock Dividends is not submitted to such general meeting of shareholders, or immediately after the closing of a general meeting of shareholders, in the case where a proposal on the Preferred Stock Dividends is rejected at such general meeting of shareholders, until, in either case, such time as the resolution of a general meeting of shareholders is passed to grant the Preferred Stock Dividends.

Article 17. *(Consolidation or Split of Preferred Stock, Free Allotment of Stock and Rights to Receive Allotment of Offered Stock, etc.)*

1. The Company shall not consolidate or split any preferred stock, and shall not make any free allotment of any stock for the Shareholders of Preferred Stock.

2. The Company shall not grant the Shareholders of Preferred Stock any rights to receive allotment of offered stock, offered stock acquisition rights, bonds with stock acquisition rights, or offered stock acquisition rights and bonds, either of which are capable of being transferred separately from the others and shall not make any free allotment of any stock acquisition rights for the Shareholder of Preferred Stock.

Article 18. *(Acquisition of Preferred Stock)*

1. In respect of Classes XII and XIII preferred stock, the Company may acquire each such class of preferred stock, in whole or in part, on the date separately determined by a resolution of a general meeting of shareholders, after such time and at such acquisition price as respectively determined by a resolution of the Board of Directors relating to the issuance of the relevant preferred stock.

2. In the case of a partial acquisition pursuant to the preceding paragraph, such redemption shall be made by way of lot or pro rata allocation.

Article 19. *(Request for Acquisition of Preferred Stock)*

Any holder of Classes XI and XII preferred stock may request to the Company to acquire the relevant preferred stock held by such Shareholder of Preferred Stock during the period in which such Shareholder of Preferred Stock is entitled to request such acquisition as determined by a resolution of the Board of Directors relating to the issuance of the relevant preferred stock (hereinafter referred to as the "Period for Acquisition Request"). The Company shall deliver its own common stock to such Shareholder of Preferred Stock, in exchange for the Company's acquisition of the relevant preferred stock. The terms of acquisition, including the number of the common stock to be delivered per one (1) share of the relevant preferred stock upon such request for acquisition, shall be determined by a resolution of the relevant Board of Directors.

Article 20. (*Mandatory Acquisition of Preferred Stock*)

1. The Company may acquire any of Classes XI and XII preferred stock, in respect of which a request for acquisition has not been made during the Period for Acquisition Request, on the day immediately following the last day of such period (hereinafter referred to as the “Mandatory Acquisition Date”) and instead, the Company shall deliver its own common stock to holders of the relevant preferred stock. In this case, the number of the common stock to be delivered in exchange for the acquisition of one (1) share of the relevant preferred stock shall be obtained by dividing the amount equivalent to the subscription money per one (1) share of the relevant preferred stock by the current market price of the common stock of the Company; provided, however, that such current market price of the common stock shall be the daily average price of closing prices (including the closing bid or offered price) of the common stock of the Company (in regular trading) as reported by the Tokyo Stock Exchange for the 30 consecutive trading days (excluding any trading day or days on which no closing prices or closing bids or offered prices are reported) commencing on the 45th trading day prior to the Mandatory Acquisition Date, and such calculation shall be made to units of ten (10) yen, and by rounding up to the nearest 100 yen when equal to or more than fifty (50) yen and disregarding amounts less than fifty (50) yen.

2. In respect of Classes XI and XII preferred stock, the number of common stock referred to in the preceding paragraph shall not exceed the number of shares obtained by dividing the amount equivalent to the subscription money per one (1) share of each such class of preferred stock by the minimum acquisition price determined by the resolution of the Board of Directors relating to the relevant issuance of the preferred stock.

3. In the calculation of the number of common stock provided for in the preceding two (2) paragraphs, any number less than one (1) share shall be treated pursuant to the provisions provided for in Article 234 of the Law.

Article 21. (*Order of Priority*)

All classes of preferred stock authorized to be issued by the Company shall rank *pari passu* with each other in respect of the payment of the Preferred Stock Dividends and the Preferred Stock Interim Dividends, and the distribution of residual assets.

CHAPTER IV

GENERAL MEETINGS OF SHAREHOLDERS

Article 22. (*Convocation of General Meetings of Shareholders*)

An ordinary general meeting of shareholders of the Company shall be convened no later than 3 months from the last day of each business year and an extraordinary general meeting of shareholders shall be convened whenever necessary.

Article 23. (*Place where General Meetings of Shareholders shall be Convened*)

General meetings of shareholders shall be convened within the wards of Tokyo.

Article 24. (*Person Authorized to Convene General Meetings of Shareholders and the Chairman of the Meeting*)

1. The President shall convene and preside over the general meeting of shareholders.

2. In the case where the President is unable so to act, one of the other Director(s) in the order previously determined by the Board of Directors shall take such person’s place.

Article 25. (*Disclosure of Reference Materials, etc. for General Meetings of Shareholders via Internet*)

The Company may, at the time of convocation of a general meeting of shareholders, deem to have provided shareholders with information with respect to matters which shall be stated or indicated in the reference materials for a general meeting of shareholders, business reports, non-consolidated financial documents and consolidated financial documents by disclosing those by way of using the Internet as provided for in the ordinances of the Ministry of Justice.

Article 26. (*Method of Adopting Resolutions*)

1. Unless otherwise provided for by laws or regulations or these Articles of Incorporation, resolutions of a general meeting of shareholders shall be adopted by an affirmative vote of a majority of the voting rights held by the shareholders present at the meeting who are entitled to exercise their voting rights.

2. Resolutions of a meeting of shareholders governed by Article 309, Paragraph 2 of the Law shall be adopted by an affirmative vote of not less than two-thirds (2/3) of the voting rights held by the shareholders present at the relevant meeting who shall hold in aggregate not less than one-third (1/3) of the voting rights of the shareholders entitled to exercise their voting rights.

Article 27. (*Voting by Proxy*)

1. Shareholders may exercise their voting rights at the relevant general meeting of shareholders by a proxy who shall also be a shareholder of the Company holding voting rights at such meeting.

2. The shareholder or his/her proxy shall submit to the Company a document evidencing the authority of such proxy to act as such at each general meeting of shareholders.

Article 28. (*Minutes of General Meetings*)

The minutes of general meetings of shareholders shall be prepared in writing or by electromagnetic file as provided for in laws and regulations.

Article 29. (*General Meetings of Holders of Classes of Stock*)

1. Unless otherwise provided for by laws or regulations or these Articles of Incorporation, resolutions of a general meeting of holders of classes of stock shall be adopted by an affirmative vote of a majority of the voting rights held by the holders present at the meeting who are entitled to exercise their voting rights.

2. Resolutions provided for in Article 324, Paragraph 2 of the Law shall be adopted by an affirmative vote of not less than two-thirds (2/3) of the voting rights held by the holders present at the relevant meeting who shall hold in aggregate not less than one-third (1/3) of the voting rights of the holders entitled to exercise their voting rights.

3. The provisions of Articles 23 through 25 and 27 and the preceding Article shall apply *mutatis mutandis* to the general meetings of holders of classes of stock.

CHAPTER V

DIRECTORS AND BOARD OF DIRECTORS

Article 30. (*Number*)

The Company shall have not more than fifteen (15) Directors.

Article 31. *(Method of Appointment)*

1. The Director(s) shall be appointed at a general meeting of shareholders.
2. A resolution for the appointment of Director(s) shall be adopted by an affirmative vote of a majority of the voting rights held by the shareholders present at the relevant meeting who shall hold in aggregate not less than one-third (1/3) of the voting rights of the shareholders entitled to exercise their voting rights.
3. Cumulative voting shall not be used for the appointment of Director(s).

Article 32. *(Method of Dismissal)*

A resolution for the dismissal of Director(s) shall be adopted by an affirmative vote of a majority of the voting rights held by the shareholders present at the relevant general meeting of shareholders who shall hold in aggregate not less than one-third (1/3) of the voting rights of the shareholders entitled to exercise their voting rights.

Article 33. *(Term of Office)*

The term of office of Director(s) shall expire at the closing of the ordinary general meeting of shareholders concerning the last business year ending within two (2) years after their appointment.

Article 34. *(Representative Director(s) and Director(s) with Titles)*

1. The Representative Director(s) shall be designated by a resolution of the Board of Directors.
2. The President shall be appointed by a resolution of the Board of Directors.
3. The Board of Directors may, by its resolutions, appoint Chairman, Deputy Chairman, Deputy President(s), Senior Managing Director(s) and Managing Director(s).

Article 35. *(Duties of the President)*

The President shall oversee the operations of the Company.

Article 36. *(Person Authorized to Convene Meetings of the Board of Directors and Chairman of the Meeting)*

1. Unless otherwise provided for by laws or regulations, the President shall convene and preside over the meeting of the Board of Directors.
2. In the case where the President is unable so to act, one of the other Director(s) in the order previously determined by the Board of Directors shall take such person's place.

Article 37. *(Notice to Convene Meetings of the Board of Directors)*

1. Notice to convene a meeting of the Board of Directors shall be given to each Director and Corporate Auditor not less than three (3) days prior to the date set for such meeting; provided, however, that in case of emergency, such period may be shortened.
2. A meeting of the Board of Directors may be held without taking the procedures of convocation with the consent of all the Directors and Corporate Auditors.

Article 38. *(Method of Adopting Resolutions of the Board of Directors)*

Resolutions of a meeting of the Board of Directors shall be adopted by an affirmative vote of a majority of the Directors present at the relevant meeting who shall constitute a majority in number of all the Directors entitled to take part in the vote.

Article 39. *(Minutes of Meetings of the Board of Directors)*

The minutes of the meetings of the Board of Directors shall be prepared in writing or by electromagnetic file as provided for in laws and regulations, the Director(s) and Corporate Auditors present thereat shall affix their names and seals thereon, or electronic signatures thereto.

Article 40. *(Regulations of the Board of Directors)*

Matters concerning the Board of Directors shall be governed by the Regulations of the Board of Directors prescribed by the Board of Directors, in addition to laws and regulations and these Articles of Incorporation.

Article 41. *(Liability Limitation Agreements with Outside Director(s))*

Pursuant to the provisions provided for in Article 427, Paragraph 1 of the Law, the Company may enter into liability limitation agreements with any Outside Director which limit the liability provided for in Article 423, Paragraph 1 of the Law to the higher of either (i) the pre-determined amount not less than twenty million (20,000,000) yen or (ii) the amount prescribed in laws and regulations, provided that such Outside Director is bona fide and without gross negligence in performing his/her duty.

CHAPTER VI

CORPORATE AUDITORS AND BOARD OF CORPORATE AUDITORS

Article 42. *(Number)*

The Company shall have not more than six (6) Corporate Auditors.

Article 43. *(Method of Appointment)*

1. The Corporate Auditors shall be appointed at a general meeting of shareholders.

2. A resolution for appointment of Corporate Auditors shall be adopted by an affirmative vote of a majority of the voting rights held by the shareholders present at the relevant meeting who shall hold in aggregate not less than one-third (1/3) of the voting rights of the shareholders entitled to exercise their voting rights.

Article 44. *(Term of Office)*

The term of office of Corporate Auditors shall expire at the closing of the ordinary general meeting of shareholders concerning the last business year ending within four (4) years after their appointments.

Article 45. *(Full-Time Corporate Auditor(s))*

The Board of Corporate Auditors shall, by its resolution, designate full-time Corporate Auditor(s).

Article 46. *(Notice to Convene Meetings of the Board of Corporate Auditors)*

1. Notice to convene a meeting of the Board of Corporate Auditors shall be given to each Corporate Auditor not less than three (3) days prior to the date set for such meeting; provided, however, that in case of emergency, such period may be shortened.

2. A meeting of the Board of Corporate Auditors may be held without taking the procedures of convocation with the consent of all the Corporate Auditors.

Article 47. *(Method of Adopting Resolutions of the Board of Corporate Auditors)*

Resolutions of a meeting of the Board of Corporate Auditors shall be adopted by an affirmative vote of a majority of the Corporate Auditors, unless otherwise provided for by laws or regulations.

Article 48. *(Minutes of Meetings of the Board of Corporate Auditors)*

The minutes of the meetings of the Board of Corporate Auditors shall be prepared in writing or by electromagnetic file as provided for in laws and regulations, and the Directors and Corporate Auditors present thereat shall affix their names and seals thereon or electronic signatures thereto.

Article 49. *(Regulations of the Board of Corporate Auditors)*

Matters concerning the Board of Corporate Auditors shall be governed by the Regulations of the Board of Corporate Auditors prescribed by the Board of Corporate Auditors, in addition to laws and regulations and these Articles of Incorporation.

Article 50. *(Liability Limitation Agreements with Outside Corporate Auditor(s))*

Pursuant to the provisions provided for in Article 427, Paragraph 1 of the Law, the Company may enter into liability limitation agreements with any Outside Corporate Auditor which limit the liability provided for in Article 423, Paragraph 1 of the Law to the higher of either (i) the pre-determined amount not less than twenty million (20,000,000) yen or (ii) the amount prescribed in laws and regulations, provided that such Outside Corporate Auditor is bona fide and without gross negligence in performing his/her duty.

CHAPTER VII
ACCOUNTING

Article 51. *(Business Year)*

The business year of the Company shall be the one-year period from April 1 of each year through March 31 of the following year.

Article 52. *(Dividends from Surplus Approved by Resolution of Ordinary General Meeting of Shareholders)*

Dividends from the surplus approved by a resolution of an ordinary general meeting of shareholders shall be distributed to the shareholders or registered stock pledgees appearing in writing or electronically in the register of shareholders as of the end of March 31 of each year or to the holders of fractional share appearing in writing or electronically in the register of fractional share as of the end of March 31 of each year.

Article 53. *(Interim Dividends)*

The Company may, by a resolution of the Board of Directors, distribute interim dividends provided for in Article 454, Paragraph 5 of the Law to the shareholders or registered stock pledgees appearing in writing or electronically in the register of shareholders as of the end of September 30 of each year or to the holders of fractional share appearing in writing or electronically in the register of fractional share as of the end of September 30 of each year.

Article 54. *(Prescription for Payment of Dividends)*

In the case where the dividends from its surplus are distributed by cash, the Company shall be released from the obligation to pay such dividends from the surplus which have not been received after the lapse of five (5) years from the date of commencement of payment thereof.

[Translation]

This is a translation of a document written in Japanese, and has been prepared for reference purpose only.

Share Handling Regulations

(as of June 15, 2007)

Mizuho Financial Group, Inc.

**SHARE HANDLING REGULATIONS
OF
MIZUHO FINANCIAL GROUP, INC.**

**CHAPTER I
GENERAL PROVISIONS**

Article 1. *(Purposes)*

Denominations of share certificates of the Company, and operations relating to shares and fractional shares and handling fees therefor shall be governed by these Regulations pursuant to the provisions of Article 12 of the Articles of Incorporation; provided, however, that operations of the beneficial shareholders shall be governed by the rules of Japan Securities Depository Center, Incorporated (hereinafter referred to as the “JASDEC”) as well as these Regulations.

Article 2. *(Shareholder Register Manager, etc.)*

The shareholder register manager and the transfer agent for fractional shares of the Company (hereinafter referred to as the “Shareholder Register Manager, etc.”) and their handling offices and liaison offices shall be as follows:

Shareholder Register Manager and Transfer Agent for fractional shares:
Mizuho Trust & Banking Co., Ltd.
2-1, Yaesu 1-chome, Chuo-ku, Tokyo

Handling Office:
Stock Transfer Agency Department of the Head Office of Mizuho Trust & Banking Co., Ltd.
2-1, Yaesu 1-chome, Chuo-ku, Tokyo

Liaison Offices:
All branches in Japan of Mizuho Trust & Banking Co., Ltd.
Head office and all branches in Japan of Mizuho Investors Securities.

Article 3. *(Denominations of Share Certificates)*

Denominations of share certificates issued by the Company shall be for one (1), ten (10), and one hundred (100) shares; provided, however, that, if necessary, the Company may issue share certificates for any number of shares exceeding one hundred (100) shares.

Article 4. *(Method of Requests and Reports, etc.)*

1. All procedures including requests and reports with respect to the business delegated to the Shareholder Register Manager, etc. by the Company shall be made to the Shareholder Register Manager, etc.

2. All procedures including requests, reports, applications and petitions provided for in this Article shall be made in the form prescribed by the Company with the seal impression affixed which has been reported in accordance with the provisions of Article 15.

3. If any requests, reports, applications and petitions provided for in the preceding paragraph shall be made by a proxy, a document certifying the authorization of such proxy shall be submitted.

4. If any requests, reports, applications and petitions provided for in the second paragraph shall be required to be made with the consent of a curator (*hosanin*) or an assistant (*hojonin*), a document certifying such consent shall be submitted.

CHAPTER II
REGISTRATION, ETC. OF TRANSFER OF SHARES

Article 5. *(Registration of Transfer of Shares)*

1. In the case of a request for the written or electronic records on the register of shareholders (hereinafter referred to as the “Registration of Transfer of Shares”), a designated written request therefor shall be submitted, together with the share certificates concerned setting forth the name of the person so requesting.

2. In the case of a request for the Registration of Transfer of Shares acquired as the result of inheritance, testament or merger of companies, etc. other than assignment, a document certifying such acquisition shall be submitted, in addition to the procedures provided for in the preceding paragraph; provided, however, that if no share certificates have been issued for such shares, submission of share certificates shall not be required.

Article 6. *(Registration of Transfer of Shares Where Special Procedures Shall be Required by Laws or Regulations)*

In case the special procedures shall be required by laws or regulations for the Registration of Transfer of Shares, a designated written request therefor shall be submitted, together with the share certificates concerned setting forth the name of the person so requesting and a document certifying the completion of such procedures.

Article 7. *(Register of Fractional Share)*

The provisions of the second paragraph of Article 5 shall apply *mutatis mutandis* to a request for any change in entry, whether written or electronic, in the register of fractional shares as the result of inheritance, testament or merger of companies, etc. other than assignment.

Article 8. *(Written or Electronic Records in the Register of Beneficial Shareholders)*

The written or electronic records in the register of beneficial shareholders shall be made, based upon a notice with respect to beneficial shareholders submitted by the JASDEC and a beneficial shareholder’s card.

Article 9. *(Beneficial Shareholders’ Cards)*

Beneficial shareholders shall submit a beneficial shareholder’s card through a participant of JASDEC.

Article 10. *(Integration)*

In case a shareholder recorded in writing or electronically in the register of shareholders and a beneficial shareholder recorded in writing or electronically in the register of beneficial shareholders are deemed to be the same person according to his/her address and names recorded therein, the number of shares recorded in each register shall be integrated with respect to the exercise of shareholders’ rights.

CHAPTER III
REGISTRATION OF PLEDGES AND INDICATION OF TRUST ASSETS

Article 11. *(Registration of Pledges and Cancellation Thereof)*

In case registration of a pledge or change or cancellation thereof is requested in respect of shares, a designated written request therefor bearing signatures of both the pledgor and the pledgee shall be submitted, together with the share certificates concerned setting forth the name of such pledgee.

Article 12. (*Indication of Trust Assets and Cancellation Thereof*)

In case indication of trust assets or cancellation thereof is requested in respect of shares, a designated written request therefor shall be submitted either by the trustor or the trustee, together with the share certificates concerned.

CHAPTER IV

NON-POSSESSION OF SHARE CERTIFICATES

Article 13. (*Application for Non-possession of Share Certificates*)

1. In case non-possession of share certificates by a shareholder is applied for, a designated written application therefor shall be submitted, together with the share certificates concerned; provided, however, that, if no share certificates have been issued for such shares, submission of share certificates shall not be required.

2. All share certificates in regard to which an application referred to in the preceding paragraph has been made shall be placed in non-possession status.

Article 14. (*Request for Issuance of Share Certificates Placed in Non-possession Status*)

In case a shareholder who has applied for non-possession of share certificates subsequently requests the issuance of the share certificates, a designated written request therefor shall be submitted.

CHAPTER V

NOTIFICATIONS

Article 15. (*Reports of Addresses, Names, and Seal Impressions of Shareholders, etc.*)

1. Shareholders, beneficial shareholders and registered stock pledgees or their legal representatives shall report their addresses, names and seal impressions by submitting shareholders' cards or beneficial shareholders' cards, etc.; provided, however, that a foreigner who has the custom of affixing his/her signature may substitute his/her specimen signature for such seal impression.

2. The same procedures shall be taken in the case of any change in the matters referred to in the preceding paragraph.

Article 16. (*Reports of an Address to Which Notices Shall Be Sent to Shareholders, etc. Residing Overseas*)

1. Shareholders, beneficial shareholders and registered stock pledgees or their legal representatives who reside outside Japan shall, either appoint a standing proxy in Japan or designate an address to which notices shall be sent, and report thereof, in addition to the procedures provided for in the preceding Article.

2. The provisions of the preceding Article shall apply *mutatis mutandis* to the standing proxy.

Article 17. (*Representative of a Corporation*)

1. In case a shareholder, a beneficial shareholder and a registered stock pledgee is a corporation, the name of one (1) of the representatives of such corporation shall be notified.

2. In the case of any change in the representative provided for in the preceding paragraph, a designated written report therefor shall be submitted, together with such certificate of matters to be registered, etc.

Article 18. (*Representative of Shareholders Who Jointly Own Shares*)

1. Shareholders or beneficial shareholders who jointly own shares shall appoint one (1) representative and report thereof.

2. The same procedures shall be taken in the case of any change in the representative provided for in the preceding paragraph.

Article 19. (*Representative of Unincorporated organization*)

1. In case a shareholder, a beneficial shareholder or a registered stock pledgee is an unincorporated organization, the name of one (1) of the representatives of such organization shall be notified.

2. The same procedures shall be taken in the case of any change in the representative provided for in the preceding paragraph.

Article 20. (*Change in the Register of Shareholders and the Register of Beneficial Shareholders, or Change of Indication of Share Certificates*)

In case any changes in entry are made in the register of shareholders and the register of beneficial shareholders, or any change is made of the indication of share certificates for any of the following reasons, a designated report therefor shall be submitted, together with the share certificates concerned and a certified copy of extract of the family register or a certificate of matters to be registered, etc. ,as the case may be.; provided, however, that no share certificates are required to be submitted if such share certificates have not been issued or in the case of any change in entry in the register of beneficial shareholders and the register of fractional shares.

- (1) Change of family name or given name;
- (2) Appointment, change or removal of a legal representative such as an agent of a person having parental authority, guardian, etc.;
- (3) Change of trade name or name of a juridical person; and
- (4) Change of corporate organization.

Article 21. (*Special Exception for Notifications of Beneficial Shareholders*)

In case a report is submitted by a beneficial shareholder or a legal representative in accordance with the provisions in this chapter, such report shall be submitted through a participant of JASDEC; provided, however, that if any change of registered seal impression only shall be made, reports through a participant of JASDEC shall not be required.

Article 22. (*Mutatis Mutandis*)

1. The provisions in this Chapter shall apply *mutatis mutandis* to the trustor and the trustee of trust assets.
2. The provisions of Articles 15 through 19 shall apply *mutatis mutandis* to the holder of fractional shares, and the provision of Article 20 shall apply *mutatis mutandis* to the register of fractional shares.

CHAPTER VI

REISSUANCE OF SHARE CERTIFICATES DUE TO REASONS OTHER THAN LOSS

Article 23. (*Reissuance due to Stock Split or Consolidation*)

In case issuance of new share certificates shall be requested for the purpose of stock split or consolidation of share certificates, a designated written request therefor shall be submitted, together with the share certificates concerned.

Article 24. *(Reissuance due to Defacement or Mutilation)*

In case a request for reissuance of share certificates due to defacement or mutilation of any share certificate shall be made, a designated written request therefor shall be submitted, together with the share certificate concerned; provided, however, if it is difficult to discern whether such share certificate is genuine or not, the procedures provided for in Chapter VII (*Registration of Loss of Share Certificates, etc.*) shall be taken.

Article 25. *(Reissuance due to Completion of Columns)*

In the case of completion of columns regarding acquirers of any share certificate, the Company shall collect such share certificate and issue a new share certificate.

CHAPTER VII
REGISTRATION OF LOSS OF SHARE CERTIFICATES, ETC.

Article 26. *(Request for Registration of Loss of Share Certificates)*

1. A person who requests for the registration of loss of share certificates (hereinafter referred to as “Person Requesting Registration of Lost Share Certificates”) shall submit a designated written application therefor, together with a document certifying acquisition of the share certificates, a document certifying loss of the share certificates, and a written identification of the applicant; provided, however, that, if the Person Requesting Registration of Lost Share Certificates is a registered holder thereof, such person shall submit a document certifying loss of the share certificates only, in addition to the designated written application.

Article 27. *(Application for Cancellation by the Registrant Regarding Loss of Share Certificates)*

In case the registrant regarding loss of share certificates shall apply for a cancellation of the registration provided for in the preceding Article, a designated written application therefor shall be submitted.

Article 28. *(Application for Cancellation of the Registration of Loss of Share Certificates by the Holders of Such Share Certificates)*

In case a person holding share certificates, which have been registered as lost, shall apply for the cancellation of such registration of loss of share certificates, a designated written application therefor shall be submitted, together with the share certificates concerned and a written identification of the applicant; provided, however, that, if an application for cancellation is made by a shareholder or a registered stock pledgee of the lost share certificates, submission of a written identification of the applicant shall not be required.

Article 29. *(Mutatis Mutandis Application to Provisions Concerning Notifications)*

In case the registrant regarding loss of share certificates who is a person other than a shareholder or a registered stock pledgee shall request for any change in the written or electronic records in the register of lost share certificates, the provisions of Articles 15 through 20 shall apply *mutatis mutandis*.

CHAPTER VIII
PURCHASE OF FRACTIONAL SHARES

Article 30. *(Method of Request for Purchase)*

In the case of a request to purchase fractional shares, a designated written request (hereinafter referred to as the “Written Request for Purchase”) therefor shall be submitted at the handling office or any of the liaison offices of the transfer agent provided for in Article 2.

Article 31. *(Method of Determination of Purchase Price)*

The purchase price per share of fractional shares requested for purchase shall be the amount obtained by multiplying the last reported price per share on the market established by the Tokyo Stock Exchange on the day on which the Written Request for Purchase provided for in the preceding Article is received at the share handling office or at any of the liaison offices of the transfer agent by the ratio of such fractional shares requested for purchase to one (1) share, provided, however, that if the shares are not traded on the market established by the Tokyo Stock Exchange on such day, or such day falls on a holiday of the said Stock Exchange, the purchase price per share of fractional shares shall be the amount obtained by multiplying the price per share at which the shares are first sold on the market established by the Tokyo Stock Exchange by the ratio of such fractional shares requested for purchase to one (1) share.

Article 32. *(Payment of Purchase Price)*

1. Unless otherwise provided by the Company, the Company shall pay to the person who has requested for purchase, the purchase price determined pursuant to the preceding Article after deducting therefrom the handling fees provided for in the third paragraph of Article 46, no later than the fourth (4th) business day commencing on the day (in case the purchase price pursuant to the preceding Article has not yet been decided up to such day, the day shall be the decision date of the purchase price pursuant to the same Article) on which the Written Request for Purchase provided for in Article 30 is received at the share handling office of the transfer agent, at the place where the request for purchase is received; provided, however, that if the purchase price reflects the ex-dividends from surplus (including interim dividends, the same shall apply hereinafter) price or ex-rights price, and the fourth (4th) business day described in this Article falls under the fixed date to receive dividends from surplus or rights, the payment shall be made on the following business day.

2. The person who has requested for purchase may request that the payment be made by way of transfer to a bank account designated by him/her or by cash payment by postal transfer to the address of such person. If this is the case, the payment of the purchase price shall be deemed to be completed, concurrently with arrangement for payment by transfer or by voucher for disbursement through postal transfer.

Article 33. *(Transfer of Purchased Shares)*

The title to the fractional shares, for which a Request for Purchase has been made, shall be transferred to the Company on the day on which the payment procedures provided for in the preceding Article have been completed.

CHAPTER IX

ADDITIONAL PURCHASE OF FRACTIONAL SHARES

Article 34. *(Method for Request for Additional Purchase)*

In case a holder of fractional shares requests that the Company sell to the holder of fractional shares the fraction of a share that would, together with the fractional shares owned by such holder of fractional shares, constitute one share (hereinafter referred to as the “Request for Additional Purchase”), a designated written request (hereinafter referred to as the “Written Request for Additional Purchase”) therefor shall be submitted, together with the advanced payment provided for in the following Article, at the handling office or any of the liaison offices of the transfer agent provided for in Article 2.

Article 35. *(Advanced payment)*

1. The advanced payment shall be the amount obtained by multiplying the last reported price per share on the market established by the Tokyo Stock Exchange on the preceding business day on which the Written

Request for Additional Purchase provided for in the preceding Article is received at the share handling office or at any of the liaison offices of the transfer agent by the ratio of such fractional shares requested for additional purchase to one (1) share, and multiplying the result by 1.3, provided, however, that if the shares are not traded on the market established by the Tokyo Stock Exchange on such day, the advanced payment shall be the amount obtained by multiplying the last reported price per share at which the shares are sold on the market established by such Stock Exchange on the nearest preceding day prior to such day by the ratio of such fractional shares requested for additional purchase to one (1) share, and multiplying the result by 1.3. Any fraction less than one thousand (1,000) yen as a result of such calculation shall be rounded up.

2. If the Request for Additional Purchase provided for in the preceding Article is made but the amount of the advanced payment is less than the amount determined in accordance with the preceding paragraph, the Company shall not handle such Request for Additional Purchase.

Article 36. (*Request for Additional Purchase of Number of Shares Exceeding the Remaining Number of Treasury Stock, etc.*)

If an aggregate number of fractional shares for which the Request for Additional Purchase is made on the same day exceeds the number of shares reserved by the Company as treasury stock and treasury fractional shares for sale, none of such Request for Additional Purchase made on such day shall become effective.

Article 37. (*Effective Date of Request for Additional Purchase*)

The Request for Additional Purchase shall become effective as of the date on which the Written Request for Additional Purchase provided for in Article 34 and the advanced payment provided for in Article 35 are received at the handling office or any of the liaison offices of the transfer agent.

Article 38. (*Suspension Period of Request for Additional Purchase*)

1. The Company shall suspend acceptance of the Requests for Additional Purchase during the period from the twelfth (12th) business day preceding March 31 through to March 31 and the period from the twelfth (12th) business day preceding September 30 through to September 30 every year.

2. Notwithstanding the preceding paragraph, the Company may, whenever it deems necessary, establish any other periods during which the Company shall suspend acceptance of the Requests for Additional Purchase.

Article 39. (*Method of Determination of Additional Purchase Price*)

1. The additional purchase price per share of fractional shares requested for additional purchase shall be the amount obtained by multiplying the last reported price per share on the market established by the Tokyo Stock Exchange on the effective date of the Request for Additional Purchase by the ratio of such fractional shares requested for additional purchase to one (1) share, provided, however, that if the shares are not traded on the market established by the Tokyo Stock Exchange on such day, or such day falls on a holiday of the said Stock Exchange, the purchase price per share of fractional shares shall be the amount obtained by multiplying the price per share at which the shares are first sold on the market established by the Tokyo Stock Exchange thereafter by the ratio of such fractional shares requested for additional purchase to one (1) share.

2. In case the amount of the advanced payment provided for in Article 35 is less than the total amount of the additional purchase price for shares provided for in the preceding paragraph and the handling fees provided for in the third paragraph of Article 46 (hereinafter referred to as the "Additional Purchase Proceeds"), the Company shall request the shareholder who made such Request for Additional Purchase to pay such shortfall. In this case, if such shortfall remains unpaid for the period of five (5) business days from the day following the day on which the Company has made a request for payment thereof, such Request for Additional Purchase shall become invalid.

Article 40. *(Receipt of Additional Purchase Proceeds)*

1. The Company shall receive the Additional Purchase Proceeds from the advanced payment on the date on which is the sixth (6th) business day from the day following the day on which the additional purchase price has been determined, or on which the shortfall referred to in paragraph 2 of the preceding Article has been paid; provided, however, that if the additional purchase price reflects the ex-dividends from surplus (including interim dividends, the same shall apply hereinafter) price or ex-rights price, and such sixth (6th) business day described in this Article falls under the fixed date to receive dividends from surplus or rights, the payment shall be made on the following business day.

2. The balance obtained by deducting the Additional Purchase Proceeds provided for in the preceding paragraph from the advanced payment shall be refunded to the holder of fractional shares who made the relevant Request for Additional Purchase by way of transfer to a bank account designated by him/her or by cash payment by postal transfer.

Article 41. *(Transfer of Title to Fractional Shares Purchased Additionally)*

The title to the fractional shares regarding which a Request for Additional Purchase has been made shall be transferred to the holder of fractional shares who made such Request for Additional Purchase on the day on which the Company duly receives the Additional Purchase Proceeds provided for in the preceding Article.

Article 42. *(Delivery of Share Certificates)*

The Company shall, without delay, issue share certificates for the shares which become a full share as a result of the Request for Additional Purchase, and deliver such share certificates to the person who made such Request for Additional Purchase.

CHAPTER X
PREFERRED STOCK

Article 43. *(Method for Request for Acquisition)*

1. In case an acquisition of preferred stock shall be requested, a designated written request therefor shall be submitted, together with the preferred share certificates concerned, at the handling office or any of the liaison offices of the shareholder register manager provided for in Article 2; provided, however, that, if no preferred share certificates have been issued for such shares, submission of preferred share certificates shall not be required.

2. In case a request for acquisition provided for in the preceding paragraph is made by a beneficial shareholder, such request shall be submitted through a participant of JASDEC and JASDEC.

3. The request for acquisition may not be withdrawn after submission of such request.

Article 44. *(Effectiveness of Acquisition)*

The acquisition shall be effective concurrently with arrival of the request and the certificates of preferred stock concerned provided for in the preceding Article at the handling office or any of the liaison offices of the shareholder register manager provided for in Article 2.

Article 45. *(Request for Issuance of New Shares at Mandatory Acquisition)*

1. If a mandatory acquisition of preferred stock as provided for in Article 20 of the Articles of Incorporation of the Company shall be made, a request for issuance of certificates of common stock shall be made, and a

designated written request shall be submitted, together with the preferred share certificates concerned; provided, however, that if no preferred share certificates have been issued for such shares, submission of preferred share certificates shall not be required.

2. The provision of the second paragraph of Article 43 shall apply *mutatis mutandis* to the case of the preceding paragraph.

CHAPTER XI HANDLING FEES

Article 46. (*Handling Fees*)

Handling fees in connection with shares of the Company shall be as follows (not including consumption tax):

1. In the case of issuance of share certificates pursuant to Article 14 (*Request for Issuance of Share Certificates Placed in Non-possession Status*), Article 23 (*Reissuance due to Stock Split or Consolidation*) or Article 24 (*Reissuance due to Defacement or Mutilation*);

250 yen per one share certificate.

2. In the case of a request for registration of loss of share certificates pursuant to Article 26 (*Request for Registration of Loss of Share Certificates*):

10,000 yen per one application for registration of loss of share certificates; 500 yen per one lost share certificate.

3. In the case of purchase of fractional shares pursuant to Article 30 (*Method of Request for Purchase*) and sale of fractional shares pursuant to Article 34 (*Method for Request for Additional Purchase*):

The fees shall be calculated by dividing proportionally the amount of handling fees per share calculated by the following formula (In case of any amount less than one yen, such amount shall be disregarded) by the relevant number of fractional shares so purchased or sold (In case of any amount less than one yen, such amount shall be disregarded);

(1) In case the purchase price or additional purchase price per share shall be: Not more than one million yen (¥1,000,000):

1.15% of the amount involved (If the amount per share obtained by the above formula is less than two thousand five hundred yen (¥2,500), the fees shall be two thousand five hundred yen (¥2,500).)

(2) In case the purchase price or additional purchase price per share shall be : More than one million yen (¥1,000,000):

0.9% of the amount involved + ¥2,500

CHAPTER XII
METHOD OF REQUEST OR NOTICE
WITH RESPECT TO GENERAL MEETINGS OF SHAREHOLDERS

Article 47. *(Method to Exercise Shareholders' Proposal Rights)*

1. In case shareholders, pursuant to laws and ordinances, shall exercise their rights to Director(s), which includes the right to (a) request to convene a general meeting of shareholders, (b) request to add certain matters to the agenda for a general meeting of shareholders or (c) request the summary of proposals, which are planned to be submitted to a general meeting of shareholders, with regard to the agenda for such meeting, to be notified to the shareholders, such execution of rights shall be made in writing.

2. If the Company, pursuant to the request provided for in the preceding paragraph, shall set forth a description with regard to reasons for proposal or matters concerning the appointment of Director(s) or Corporate Auditor(s), etc., in the reference materials for a general meeting of shareholders, and such description exceeds 400 characters, such description may be set forth in an outline thereof.

3. Notification by shareholders to the Company of matters they request to be explained at a general meeting of shareholders, pursuant to applicable laws and regulations, shall be made in written form.

Code of Ethics for Financial Professionals

Article 1. *(Purpose)*

The purpose of this Code of Ethics for Financial Professionals is to provide standards and guidelines with which all Financial Professionals of the Mizuho Financial Group, Inc. (the Company) should comply.

Article 2. *(Definition)*

In this Code of Ethics, Financial Professionals mean all directors and executive officers, as well as all managers and other employees of the Company who engage in financial reporting, accounting or disclosure.

Article 3. *(Conflicts of Interest)*

Financial Professionals shall act honestly and ethically in carrying out their respective responsibilities, including with respect to the handling of actual or apparent conflicts of interest between personal and professional relationships.

Article 4. *(Disclosure)*

Financial Professionals shall perform full, fair, accurate, timely, and understandable disclosure in financial reports and documents that the Company files with, or submits to, the supervisory authorities and in other public communications made by the Company.

Article 5. *(Compliance)*

Financial Professionals shall comply with all applicable laws, regulations and accounting principles in performing their activities.

Article 6. *(Prohibited Activities)*

No Financial Professionals shall take any action to fraudulently influence, coerce, manipulate or mislead any independent public or certified public accountant in the performance of an audit of the financial statements of the Company for the purpose of rendering such financial statements misleading.

Article 7. *(Reporting)*

Financial Professionals shall promptly report actual or apparent violations of this Code of Ethics according to the Compliance Manual of the Company and other applicable Company regulations.

Article 8. *(Accountability)*

1. Financial Professionals shall be held accountable for their adherence to this Code of Ethics.

2. The failure of Financial Professionals to comply with this Code of Ethics will be subject to disciplinary action. Violations of this Code of Ethics may also constitute violations of laws or regulations and may result in civil or criminal liabilities of the relevant Financial Professional.

Article 9. *(Amendment)*

The amendment and repeal of this Code of Ethics shall require approval of the Board of Directors of the Company.

CERTIFICATIONS PURSUANT TO SECTION 302 OF THE SARBANES-OXLEY ACT OF 2002

I, Terunobu Maeda, Chief Executive Officer of Mizuho Financial Group, Inc. (the “company”), certify that:

1. I have reviewed this annual report on Form 20-F of the company;
2. Based on my knowledge, this report does not contain any untrue statement of a material fact or omit to state a material fact necessary to make the statements made, in light of the circumstances under which such statements were made, not misleading with respect to the period covered by this report;
3. Based on my knowledge, the financial statements, and other financial information included in this report, fairly present in all material respects the financial condition, results of operations and cash flows of the company as of, and for, the periods presented in this report;
4. The company’s other certifying officer(s) and I are responsible for establishing and maintaining disclosure controls and procedures (as defined in Exchange Act Rules 13a-15(e) and 15d-15(e)) for the company and have:
 - (a) Designed such disclosure controls and procedures, or caused such disclosure controls and procedures to be designed under our supervision, to ensure that material information relating to the company, including its consolidated subsidiaries, is made known to us by others within those entities, particularly during the period in which this report is being prepared;
 - (b) **[Reserved]**;
 - (c) Evaluated the effectiveness of the company’s disclosure controls and procedures and presented in this report our conclusions about the effectiveness of the disclosure controls and procedures, as of the end of the period covered by this report based on such evaluation; and
 - (d) Disclosed in this report any change in the company’s internal control over financial reporting that occurred during the period covered by the annual report that has materially affected, or is reasonably likely to materially affect, the company’s internal control over financial reporting; and
5. The company’s other certifying officer(s) and I have disclosed, based on our most recent evaluation of internal control over financial reporting, to the company’s auditors and the audit committee of the company’s board of directors (or persons performing the equivalent functions):
 - (a) All significant deficiencies and material weaknesses in the design or operation of internal control over financial reporting which are reasonably likely to adversely affect the company’s ability to record, process, summarize and report financial information; and
 - (b) Any fraud, whether or not material, that involves management or other employees who have a significant role in the company’s internal control over financial reporting.

Date: August 10, 2007

By: /s/ Terunobu Maeda

Name: Terunobu Maeda

Title: Chief Executive Officer

CERTIFICATIONS PURSUANT TO SECTION 302 OF THE SARBANES-OXLEY ACT OF 2002

I, Satoru Nishibori, Chief Financial Officer of Mizuho Financial Group, Inc. (the “company”), certify that:

1. I have reviewed this annual report on Form 20-F of the company;
2. Based on my knowledge, this report does not contain any untrue statement of a material fact or omit to state a material fact necessary to make the statements made, in light of the circumstances under which such statements were made, not misleading with respect to the period covered by this report;
3. Based on my knowledge, the financial statements, and other financial information included in this report, fairly present in all material respects the financial condition, results of operations and cash flows of the company as of, and for, the periods presented in this report;
4. The company’s other certifying officer(s) and I are responsible for establishing and maintaining disclosure controls and procedures (as defined in Exchange Act Rules 13a-15(e) and 15d-15(e)) for the company and have:
 - (a) Designed such disclosure controls and procedures, or caused such disclosure controls and procedures to be designed under our supervision, to ensure that material information relating to the company, including its consolidated subsidiaries, is made known to us by others within those entities, particularly during the period in which this report is being prepared;
 - (b) **[Reserved]**;
 - (c) Evaluated the effectiveness of the company’s disclosure controls and procedures and presented in this report our conclusions about the effectiveness of the disclosure controls and procedures, as of the end of the period covered by this report based on such evaluation; and
 - (d) Disclosed in this report any change in the company’s internal control over financial reporting that occurred during the period covered by the annual report that has materially affected, or is reasonably likely to materially affect, the company’s internal control over financial reporting; and
5. The company’s other certifying officer(s) and I have disclosed, based on our most recent evaluation of internal control over financial reporting, to the company’s auditors and the audit committee of the company’s board of directors (or persons performing the equivalent functions):
 - (a) All significant deficiencies and material weaknesses in the design or operation of internal control over financial reporting which are reasonably likely to adversely affect the company’s ability to record, process, summarize and report financial information; and
 - (b) Any fraud, whether or not material, that involves management or other employees who have a significant role in the company’s internal control over financial reporting.

Date: August 10, 2007

By: /s/ Satoru Nishibori

Name: Satoru Nishibori

Title: Chief Financial Officer

CERTIFICATION PURSUANT TO SECTION 906 OF THE SARBANES-OXLEY ACT OF 2002

The certification set forth below is being submitted in connection with the annual report of Mizuho Financial Group, Inc. on Form 20-F for the year ended March 31, 2007 as filed with the U.S. Securities and Exchange Commission on the date hereof (the "Report") for the purpose of complying with Rule 13a-14(b) or Rule 15d-14(b) of the United States Securities Exchange Act of 1934 (the "Exchange Act") and Section 1350 of Chapter 63 of Title 18 of the United States Code.

Terunobu Maeda, the Chief Executive Officer, and Satoru Nishibori, the Chief Financial Officer of Mizuho Financial Group, Inc., each certifies that, to the best of his knowledge:

1. The Report fully complies with the requirements of Section 13(a) or 15(d) of the Exchange Act; and
2. The information contained in the Report fairly presents, in all material respects, the financial condition and results of operations of Mizuho Financial Group, Inc.

Date: August 10, 2007

By: /s/ Terunobu Maeda
Name: Terunobu Maeda
Title: Chief Executive Officer

By: /s/ Satoru Nishibori
Name: Satoru Nishibori
Title: Chief Financial Officer