



MOTORCYCLE AND SCOOTER BRAKE SYSTEM COMPONENTS
COMPOSANTS DE SYSTÈME DE FREINAGE MOTO ET SCOOTERS



**PARTNERS IN
MX RACING
WORLD CHAMPIONSHIP**

**FIM MOTOCROSS
MX1**

- RED BULL KTM FACTORY
- HONDA LS RACING
- KAWASAKI FACTORY RACING
- CLS KAWASAKI PRO-CIRCUIT RACING
- BEURSFON SUZUKI MX TEAM

**FIM MOTOCROSS
MX2**

- RED BULL KTM FACTORY
- CLS KAWASAKI PRO-CIRCUIT RACING
- KTM JM RACING
- BEURSFON SUZUKI MX TEAM

**FIM MOTOCROSS
WOMEN'S**

- RED BULL KTM FACTORY

**FIM MOTOCROSS
JUNIOR**

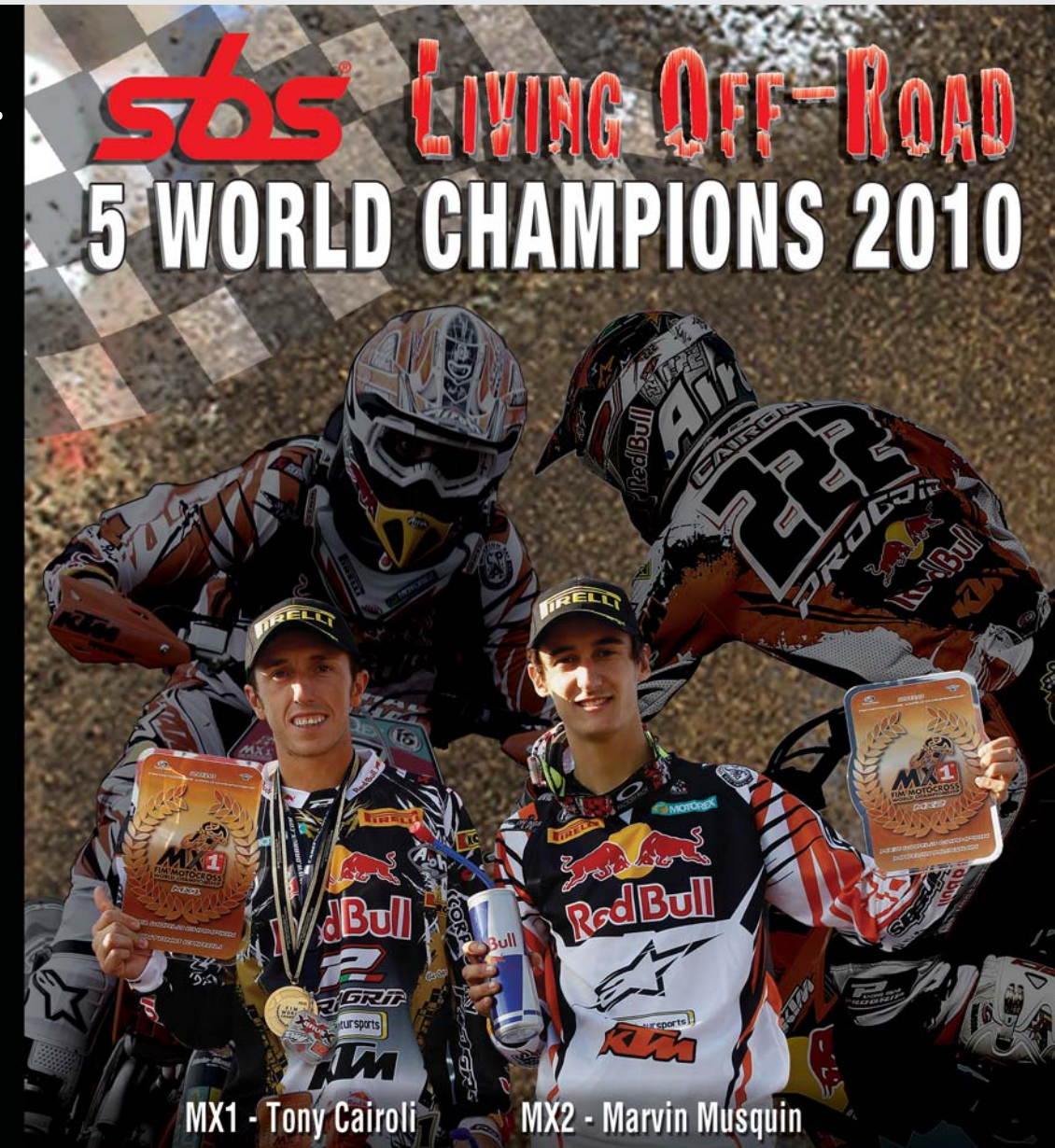
- KTM JM RACING

FIM ENDURO

- JEFF GOBLET RACING
- HANS VOGELS RACING

SIDECAR MX

- TEAM WILLEMSEN



World Champion - 125 Junior
Jordi Tixier



World Champion - WMX
Steffi Laier



World Champion - Sidecar
Daniel Willemssen & Gertie Eggink

Photos by: R. Archer & E. Koedijk

THE SBS FAMILY

Choice of Compound



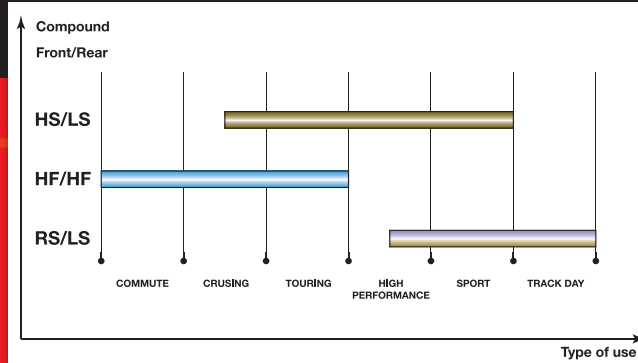
CHOICE OF CHAMPIONS

ROAD RACING PARTNERS IN RACING

STREET BRAKE PADS



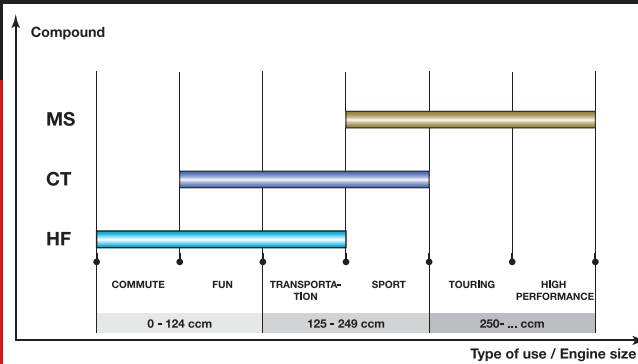
SBS STREET / CHOICE OF COMPOUND



SCOOTER BRAKE PADS



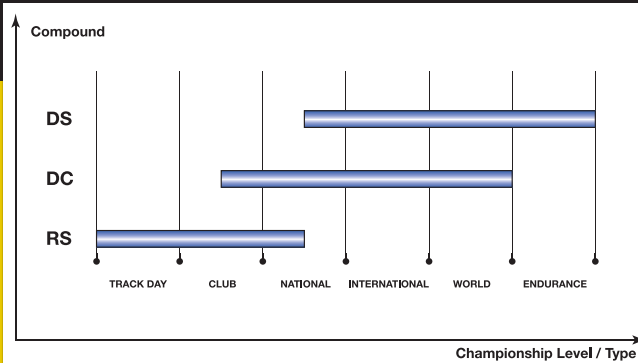
SBS SCOOTER / CHOICE OF COMPOUND



RACING BRAKE PADS



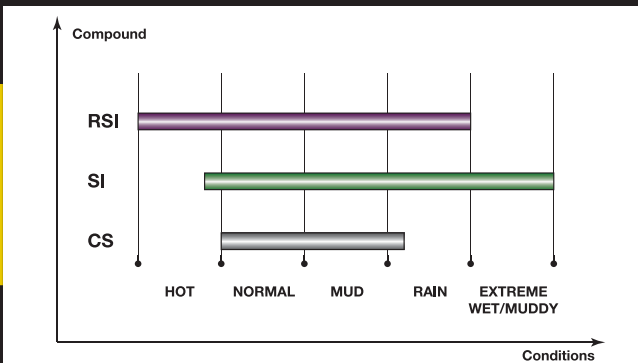
SBS ROAD RACING / CHOICE OF COMPOUND



OFF ROAD BRAKE PADS



SBS OFF ROAD / CHOICE OF COMPOUND



TOP 5 RESULTS 2010

World Champion
Supersport 600
Kenan Sofuoglu

World Champion
Endurance STK
Qatar Endurance Racing Team

World Cup Champion
Superstock 600
Jeremy Guarnoni

6 Hours Phillip Island - WINNER
Josh Brookes & Wayne Maxwell

Macau Grand Prix - WINNER
Stuart Easton

PARTNERS IN RACING

SUPERBIKE WORLD CHAMPIONSHIP

- TEN KATE HONDA RACING
- KAWASAKI RACING TEAM
- ALTHEA RACING DUCATI
- SUPERSONIC RACING DUCATI

SUPERSPORT WORLD CHAMPIONSHIP

- TEN KATE HONDA RACING
- KAWASAKI RACING TEAM
- HARMS BENJAN RACING

MOTO2 GP WORLD CHAMPIONSHIP

- TECNOMAP CIP RACING
- TEAM JACK & JONES

WORLD ENDURANCE CHAMPIONSHIP

- TEAM BOLLIGER KAWASAKI
- QATAR ENDURANCE RACING TEAM
- TEAM RAC41 RACING
- TEAM PHASE ONE ENDURANCE

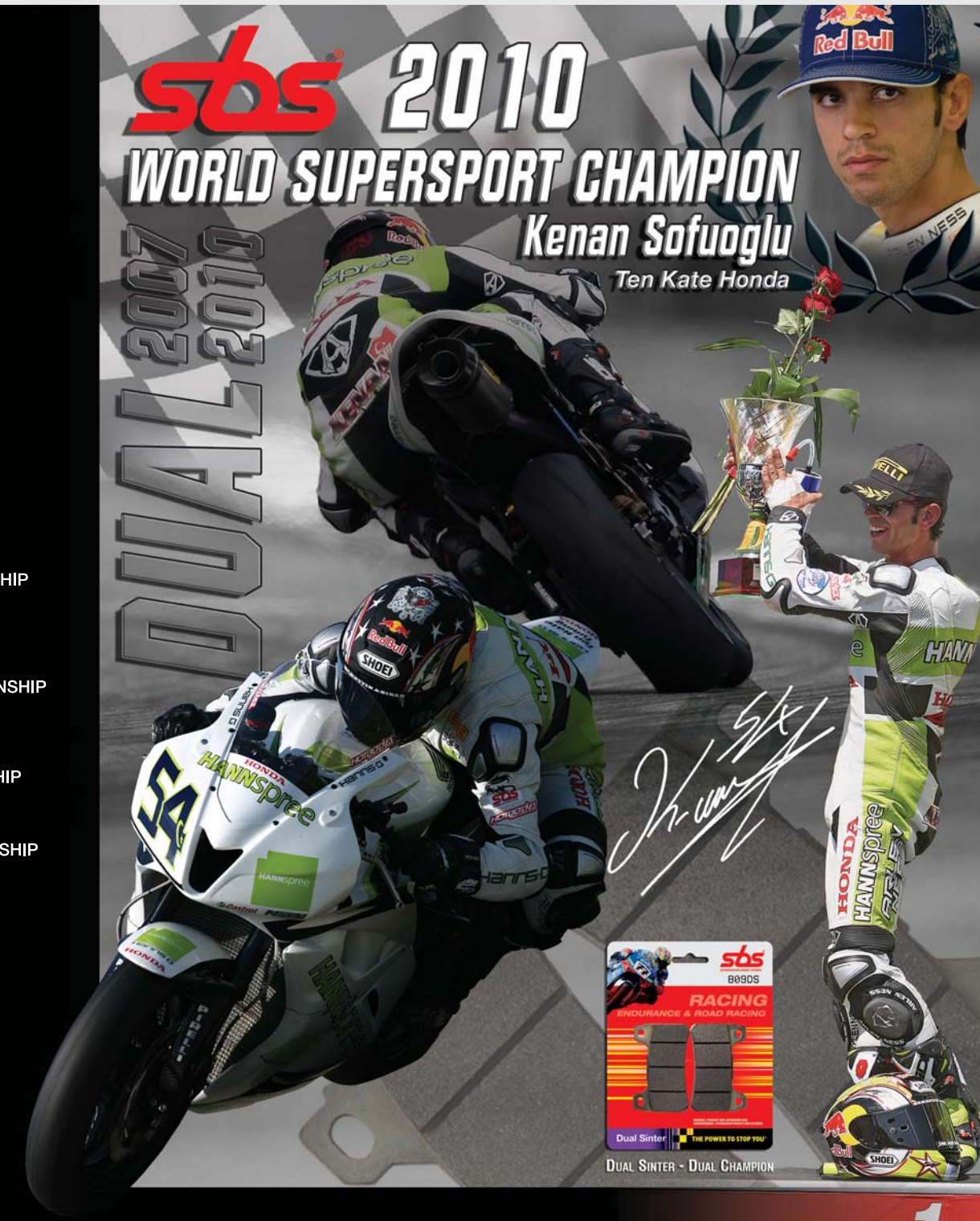
SUPERSTOCK 1000 WORLD CUP

- TEN KATE HONDA JUNIOR RACING
- YAMAHA MOTOR ITALIA
- YAMAHA MRS MOTOR FRANCE
- BMW GARNIER JUNIOR RACING
- TEAM LORINI RACING
- MTM & RT MOTORSPORTS
- ALL SERVICE SYSTEM

SUPERSTOCK 600 WORLD CUP

- TEN KATE HONDA JUNIOR RACING
- YAMAHA MOTOR ITALIA
- YAMAHA MRS MOTOR FRANCE
- MTM & RT MOTORSPORTS
- ALL SERVICE SYSTEM

sbs 2010
WORLD SUPERSPORT CHAMPION
Kenan Sofuoglu




Photos by: Graeme Brown

THE POWER TO STOP YOU®

www.sbs.dk

CONTENTS


3	<i>0 – 100 is exciting, 100 – 0 is crucial</i>
4-5	<i>Ultimate braking power: Tested to meet all conditions</i>
7	<i>Friction technology is our world</i>
9	<i>Every day all year round, motorcycle enthusiasts appreciate “The Power to Stop you”</i>
10-21	<i>Information about Disc Pad Materials</i>
	10-11 Street - HS/LS/HF
	12-13 American motorcycles - H.HS/H.LS/H.CT/H.HF
	13-14 Scooter - MS/CT/HF
	15-16 Racing - DS/DC/RS/RQ/LS
	18-19 Off Road - RSI/SI/CS/ATS
20	<i>Motorcycle Brake Shoes Complete with Springs</i>
21	<i>Accessories</i>
22	<i>Sales Display Rack</i>
23	<i>Family Display</i>
23	<i>Posters</i>
24	<i>Packing System</i>
25-26	<i>Promotion Materials</i>
27	<i>Motorcycle Model Applications</i>
	27 Motorcycles, Scooters, Off-Road and ATV
	127 Motocross
	131 Road Racing
	137 Disc Pads for Brake Calipers
141	<i>Cross Reference List</i> <i>Same shape / different thickness</i>
145	<i>Brake Pad Drawings, incl. Applications</i>
	146 1xx = Scooter Pads
	180 5xx = Street, Off Road & Racing Pads
289	<i>Brake Shoe Applications by part no.</i>
309	<i>Brake Shoe Drawings</i>




Motorcycles, Scooters, Off Road and ATV




Motocross



Road Racing



Disc Pads for Brake Calipers



Brake Pad Drawings



Brake Shoe Applications and Drawings





0 – 100 is exciting, 100 – 0 is crucial

Scandinavian Brake Systems A/S is the world's leading manufacturer of motorcycle brake pads supplied under the worldwide recognized brand, SBS.

We offer the market's most complete range of motorcycle disc brake pads in a variety of friction materials developed to specific purposes: Street use, off-road, racing and scooter.

Our brake pad range is 100% "Made in Denmark" – European quality at its best.

We are fully dedicated to quality, and the ultimate brake performance is our focus. No matter whether you are competing for championships in World Superbike or you are just cruising around for fun on your scooter, we can ensure you a quality product that you can fully trust.

But SBS is more than a motorcycle brake pad specialist.

Based on our vast know-how and experience built up through decades of involvement in the motorcycle business, we also develop and manufacture friction materials for special purposes, where efficient and durable brake power is required, such as wind turbines, industrial applications, and automotive sport.

Furthermore, SBS is one of Europe's leading re-manufacturers of automotive brake calipers and a significant distributor of other automotive brake and wear parts.

Scandinavian Brake Systems A/S est le premier fabricant mondial de plaquettes de frein pour motos commercialisées sous la marque SBS mondialement connue.

Nous offrons la gamme la plus complète du marché de plaquettes de frein moto dans différents matériaux de friction conçus à des fins spécifiques : conduite sur route, conduite tout-terrain, course et scooter.

Notre gamme de plaquettes est 100% « Fabriquée au Danemark » – la meilleure qualité européenne.

Nous sommes totalement dévoués à la qualité et nous focalisons sur la performance optimale de freinage. Que vous participiez au championnat du monde de Superbike ou que vous pratiquiez simplement la moto pour les loisirs, nous pouvons vous garantir un produit de qualité sur lequel vous pouvez entièrement compter.

Mais SBS est plus qu'un spécialiste de plaquettes de frein pour motos.

Riche d'un vaste savoir-faire et de plusieurs décennies d'expérience dans la moto, nous développons et fabriquons également des matériaux de friction pour des applications spéciales (éoliennes, applications industrielles, sport automobile) demandant une puissance de freinage performante et durable.

De plus, SBS est l'un des premiers rénovateurs européens d'étriers de frein pour auto et un important distributeur d'autres types de freins et pièces d'usure pour auto.







Ultimate braking power: Tested to meet all conditions

It is the “Choice of Champions” – well known in the motorcycle racing world. It is also the choice of the touring rider, the off-road enthusiast or the scooter city cruiser, due to its excellent brake performance and durability under all riding conditions.

The excellent brake performance is the result of our continuous and persistent product development. At SBS' R&D department, our team of dedicated engineers specialized in friction technology are committed to the development of new friction materials that meet even the most demanding requirements for performance, safety and durability.

Before the market introduction we test our friction materials under different conditions:

Dyno testing

Full racetrack and street bike simulation tests on dynamometer.

Road testing

Made by SBS's own test riders on test vehicles equipped with data-logging and wet condition testing gear.

Test vehicles: Ducati ST4s, Honda CBR 600, Aprilia Tuono, Suzuki 650 Burgman.

Race team testing

Race tests made by some of the best teams and riders in Road Racing and MX under the toughest conditions. This ensures SBS a position at the cutting edge of motorcycle brake pad technology.

SBS est le « Choix des champions » – la marque est réputée dans le monde de la course moto. C'est également le choix du pilote de touring, du passionné de la conduite tout-terrain mais aussi du citadin en scooter grâce à ses excellentes performances de freinage et de longévité quelles que soient les conditions.

Les excellentes performances de freinage sont le résultat de notre travail constant de recherche et de développement. Dans le département R&D de SBS, les ingénieurs spécialistes de la technologie de friction travaillent sans relâche à la réalisation de nouveaux matériaux de friction capables de satisfaire aux exigences de performance, de sécurité et de durabilité les plus sévères.

Nos matériaux de friction subissent de nombreux tests avant d'être commercialisés :

Essais dynamométriques

Simulations complètes sur dynamomètre de courses sur circuit et de pilotage sur route.


Essais sur routes

Les essais sur routes sont réalisés sur des véhicules d'essai par les pilotes d'essai de SBS, équipés d'enregistreurs informatiques de données et de dispositifs de contrôle de performances sur chaussée mouillée.

Véhicules d'essai : Ducati ST4s, Honda CBR 600, Aprilia Tuono et Suzuki 650 Burgman.

Essais effectués par des teams de course

Les essais en course sont réalisés par les meilleurs pilotes et équipes de course sur route et MX dans les conditions les plus sévères. Cela permet à SBS d'être toujours à la pointe de la technologie des plaquettes de freins moto.





Friction technology is our world

We find that friction is too important to leave to others. Therefore we manage all crucial processes, such as product development, testing, mixing, pressing, controlling, packing etc. "in-house".

We consider innovation and productivity as our core competencies. We invest continually in new products, new production methods and advanced process technology.

The SBS production lines are state-of-the-art, with robot technology and advanced production machinery in all operations.

All workflows are based on LEAN principles, focusing on the needs of our customers for high quality, full flexibility, and excellent delivery performance. Our experienced and well trained staff ensures high efficiency in all processes – from compound mixing to packaging.

SBS' production plant in Svendborg, Denmark, features 11,500 m² with production lines for ceramic, sintered and carbon material compounds.

The production processes are supported by quality assurance systems based on the ISO standards.

NRS technology :

As a unique feature SBS ceramic and racing product lines features NRS technology based on a matrix of hooks raised on the backing plate that mold into the friction material, creating an indestructible mechanical bond without any use of adhesives.

In our production we also make use of unified composite technology that ensures consistent friction powder blend and dynamic energy surface treatment (DEST) that ensures degassing of the material to eliminate brake fade under high operating temperatures.

Nous pensons que la friction est une question trop importante pour la laisser aux autres. C'est pourquoi nous gérons sur place tous les processus essentiels tels que développement des produits, essais, mélanges, compression, contrôle, conditionnement, etc.

Nous considérons l'innovation et la productivité comme le cœur de notre métier. Nous investissons en permanence dans de nouveaux produits, de nouvelles méthodes de production et la technologie de process à la pointe du progrès.

SBS dispose de lignes de production de pointe, dotées de la technologie robotique et de machines de production avancées.

Tous nos flux de travail reposent sur les principes LEAN axés sur les besoins de nos clients en qualité élevée, flexibilité totale et excellentes performances de livraison. Notre personnel formé et expérimenté assure l'efficacité de tous nos processus – du mélange des composés au conditionnement.

Les 11 500 m² de l'usine SBS située à Svendborg, au Danemark, sont dédiés aux lignes de production de composés céramiques, sintérisés et carbone.

Les processus de production sont soutenus par des systèmes d'assurance qualité certifiés selon les normes ISO.

Technologie NRS :

Caractéristique exceptionnelle : Les lignes de produits SBS céramique et racing mettent en œuvre la technologie NRS qui repose sur une matrice de crochets redressés sur le plateau de frein qui se moule dans le matériau de friction, créant ainsi, sans utilisation d'adhésifs, un lien mécanique indestructible.

Notre production met en œuvre également la technologie garantissant l'homogénéité du composé de friction et le traitement Dynamic Energy Surface Treatment (DEST) consistant à dégazer le matériau de friction pour éliminer le fading à de très hautes températures de fonctionnement.





Every day all year round, motorcycle enthusiasts appreciate “The Power to Stop you”

SBS's motorcycle brake pad range comprises friction materials that meet the need of all types of motorcycle riders: From commuter and touring riders to motocross enthusiasts and professional world class racers.

No matter whether you are riding the latest new model or prefer vintage, whether you go for American, European or Japanese makes – you can always find the suitable disc brake pad in our range.

Our range is one of the widest in the market covering almost all models produced from the 70s and until today. New SBS reference numbers are launched parallel with the market introduction of a new motorcycle model.

To find the right brake pad information is easy. SBS's classic-style yearly paper catalogue comprises all what you need: Comprehensive information on models, compounds, approvals and measures, as well as drawings and thorough descriptions of our different product groups. You can also use our product database on our website (www.sbs.dk or cat.sbs.dk).

SBS brake linings are tested by TÜV and approved by Kraftfahrt Bundesamt for relevant motorcycle models according to the German ABE approval system. For documentation and further information on the ABE approvals, we refer to www.sbs.dk.

La gamme de plaquettes de frein moto SBS comporte des matériaux de friction qui satisfont les besoins de tous les types de motocyclistes : transport quotidien, tourisme, passionnés de motocross et coureurs professionnels de classe mondiale.

Peu importe si vous roulez sur le tout dernier modèle ou si vous préférez les modèles anciens, que vous soyez attiré par les marques américaines, européennes ou japonaises – vous trouverez toujours dans notre gamme la plaquette de frein qui convient.

Notre gamme, l'une des plus étendues du marché, couvre presque tous les modèles produits à partir des années 70 jusqu'à aujourd'hui. De nouvelles références SBS sont lancées parallèlement à l'introduction sur le marché d'un nouveau modèle de moto.

Il est facile de trouver les bonnes informations sur les plaquettes de frein. Le classique catalogue annuel imprimé SBS comprend tout ce dont vous avez besoin : des informations complètes sur les modèles, composés, homologations et mesures ainsi que les schémas et descriptions détaillées de nos différents groupes de produits. Vous pouvez également utiliser notre base de données produit sur notre site web (www.sbs.dk ou cat.sbs.dk).

Les garnitures de freins SBS sont testées par l'Institut TÜV et approuvées par le Kraftfahrt Bundesamt pour les modèles de moto concernés, conformément au système allemand d'homologation ABE. Pour toute documentation ou toute autre information sur les homologations ABE, prière de consulter le site www.sbs.dk.

STREET EXCEL

HS - Sinter

FRONT/AVANT



The perfect combination of fade-free brake performance, brake feel and thermal stability. Especially developed for sport riding and high loads from heavy motorcycles. The HS lining is rotor friendly, the performance is stable under dry as well as wet conditions and no thermal bedding-in is required. Recommended for new-generation, high performance sports, touring and custom motorcycles which are originally equipped with sinter metal brake pads such as: Honda CBR & VT, Kawasaki ZX & VN, Suzuki GSX-R & VL, Yamaha YZF & XV, and Harley Davidson.

LS - Sinter

REAR/ARRIÈRE

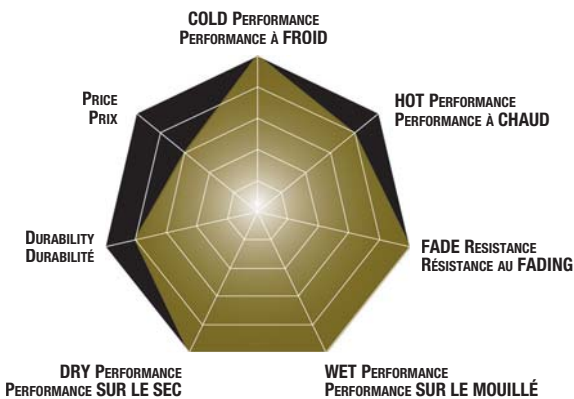


The sinter metal brake lining LS is made for the rear brake. It features high thermal stability which in combination with HS for the front brake provides the necessary and expected brake performance. To avoid excessive braking of the rear wheel, the friction level of the LS lining is adjusted to match the friction characteristics of the HS lining, according to the concept of the originally equipped sinter metal brake pads.

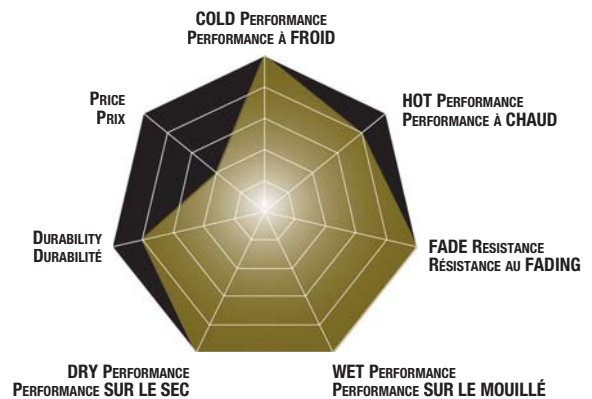
Associant parfaitement absence de fading, bon feeling de freinage et stabilité thermique, cette garniture a été spécialement développée pour la conduite sportive et pour supporter les fortes charges induites par le poids des grosses cylindrées. La plaquette HS n'abîme pas le disque, sa performance reste stable qu'il fasse sec ou humide et elle ne nécessite pas de rodage thermique. Recommandée pour les nouvelles générations de motos sportives, GT et custom haute performance équipées d'origine de plaquettes sintérisées. Exemples : Honda CBR & VT, Kawasaki ZX & VN, Suzuki GSX-R & VL, Yamaha YZF & HV et Harley Davidson.

La garniture LS en métal sintérisé pour frein AR se distingue par sa haute stabilité thermique. Associée à la garniture HS sur frein AV, elle fournit la puissance de freinage nécessaire et attendue. Conformément au concept de plaquettes en métal sintérisé montées d'origine, son niveau de friction est ajusté sur les caractéristiques frictionnelles de la garniture HS pour éviter tout freinage excessif de la roue AR.

STREET EXCEL SINTER - HS



STREET EXCEL SINTER - LS



STREET

HF - Ceramic

FRONT/REAR • AVANT/ARRIÈRE



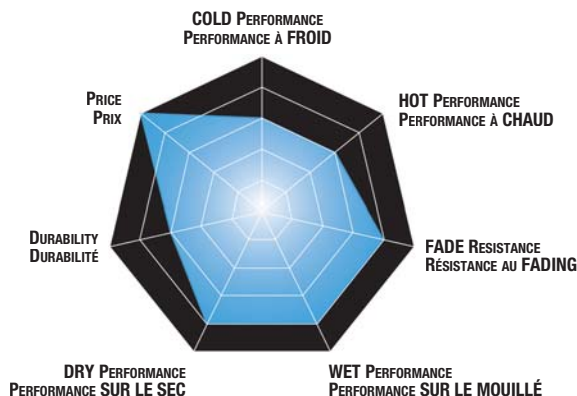
Stable brake performance for front and rear brake. High level of comfort and long lasting brake pads and rotor friendliness under various conditions such as wet roads, changing temperatures and different brake pressures.

Recommended for earlier Sport, Touring and Custom models as well as daily transport and touring on small motorcycles which are mainly not originally equipped with sinter metal brake pads. Examples: Honda CN & CB, Kawasaki EN & KZ, Suzuki GN & GS, Yamaha XS & XJ and Harley Davidson.

Freinage stable à l'avant comme à l'arrière. Haut niveau de confort, grande durée de vie des plaquettes et protection des disques dans différentes conditions (chaussée mouillée, température et pression de freinage variables, etc.). Garniture recommandée pour les anciens modèles Sport, Touring et Custom ainsi que pour les petites cylindrées utilisées pour le transport quotidien et le tourisme, non-équipées d'origine de plaquettes en métal sinterisé. Exemples : Honda CN & CB, Kawasaki EN & KZ, Suzuki GN & GS, Yamaha XS & XJ et Harley Davidson.



STREET CERAMIC - HF



Note:

"LF" brake pads were discontinued in the SBS range from January 2010. All applications are replaced by the "HF". When your "LF" stock is used, please order "HF" compound instead.

Note :

Les plaquettes « LF » ne sont plus disponibles dans la gamme SBS. Toutes les applications sont remplacées par le composé « HF ». Lorsque votre stock « LF » sera épuisé, commandez le composé « HF ».

STREET BRAKE PADS FOR AMERICAN MOTORCYCLES



STREET EXCEL

H.HS - Sinter

FRONT/AVANT



The perfect combination of fade-free brake performance, brake feel and thermal stability.

Especially developed for sport riding and high loads from heavy motorcycles.

The HS lining is rotor friendly, the performance is stable under dry as well as wet conditions and no thermal bedding-in is required.

Recommended for newer Harley Davidson models (00-) like XL, FLH, FLS, FXD and V-Rod, and all Buell and Victory models, all originally equipped with sinter brake pads.

H.LS - Sinter

REAR/ARRIÈRE



Sinter metal brake lining LS for the rear brake with high thermal stability which in combination with HS for the front brake provides the necessary and expected brake performance.

To avoid excessive braking of the rear wheel, the friction level of the LS lining is adjusted to match the friction characteristics of the HS lining.

Recommended for newer Harley Davidson models (00-) like XL, FLH, FLS, FXD and V-Rod and all Buell and Victory models

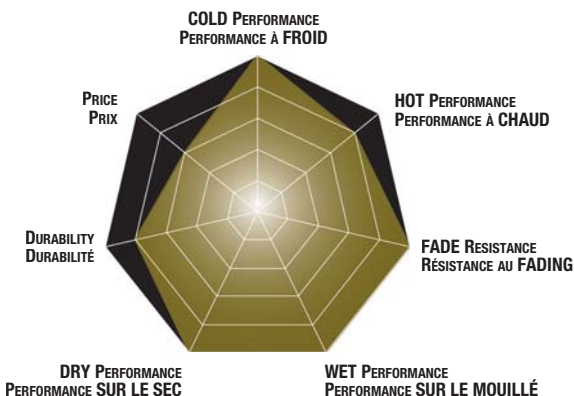
Associant parfaitement absence de fading, bon feeling de freinage et stabilité thermique, cette garniture a été spécialement développée pour la conduite sportive et pour supporter les fortes charges induites par le poids des grosses cylindrées. La plaquette HS n'abîme pas le disque, sa performance reste stable qu'il fasse sec ou humide et elle ne nécessite pas de rodage thermique.

Recommandées pour les modèles récents de Harley Davidson (00-) comme XL, FLH, FLS, FXD et V-Rod et pour tous les modèles de Buell et Victory, tous équipés d'origine de plaquettes sintérisées.

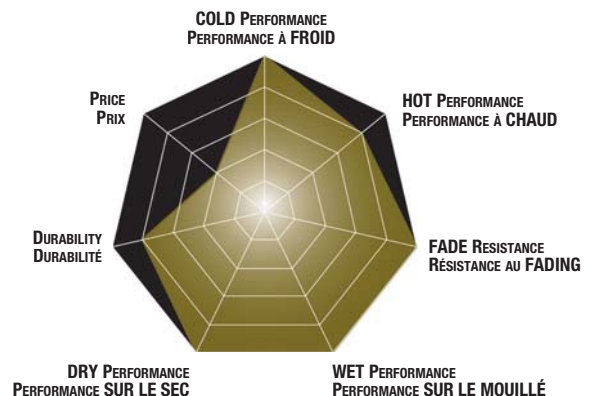
La garniture LS en métal sintérisé pour frein AR se distingue par sa haute stabilité thermique. Associée à la garniture HS sur frein AV, elle fournit la puissance de freinage nécessaire et attendue. Son niveau de friction est ajusté sur les caractéristiques frictionnelles de la garniture HS pour éviter tout freinage excessif de la roue arrière.

Recommandées pour les modèles récents de Harley Davidson (00-) comme XL, FLH, FLS, FXD et V-Rod et pour tous les modèles de Buell et Victory.

STREET EXCEL SINTER - H.HS



STREET EXCEL SINTER - H.LS



STREET BRAKE PADS FOR AMERICAN MOTORCYCLES



STREET

H.CT - Carbon Tech

FRONT/REAR • AVANT/ARRIÈRE



SBS Carbontech is a reliable and stable brake pad which is a good and affordable choice to upgrade your ceramic brake pad set-up for increased performance and temperature stability. Especially recommended for older Harley Davidson models (-00) like XL, FLH, FLS and FXD.

La plaquette de frein SBS Carbontech, fiable et stable, est un bon choix abordable pour améliorer vos garnitures de frein céramique afin d'accroître les performances et la stabilité à température élevée. Spécialement recommandée pour les anciens modèles de Harley Davidson (-00) comme XL, FLH, FLS et FXD.

STREET

H.HF - Ceramic

FRONT/REAR • AVANT/ARRIÈRE



Stable brake performance for front and rear brake. High level of comfort, long life time and rotor friendliness under various conditions such as wet roads, changing temperatures and different brake pressures.

Recommended for earlier Sport, Touring and Custom models as well as for commuting and touring motorcycles which are mainly not originally equipped with sinter metal brake pads.

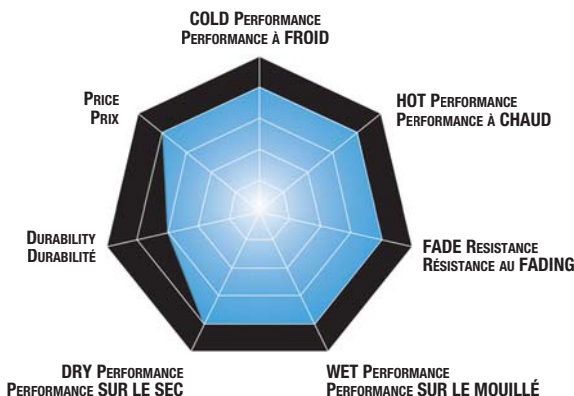
Recommended for older Harley Davidson models (-00) like XL, FLH, FLS and FXD.

Freinage stable à l'avant comme à l'arrière. Haut niveau de confort, grande durée de vie des plaquettes et protection des disques dans différentes conditions (chaussée mouillée, température et pression de freinage variables, etc.).

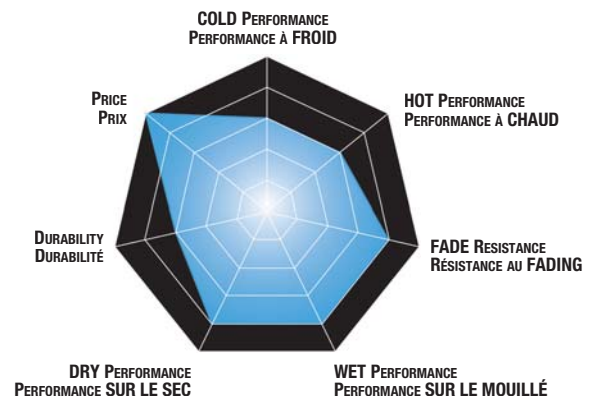
Garniture recommandée pour les anciens modèles Sport, Touring et Custom utilisés pour le transport quotidien et le tourisme, non-équipés d'origine de plaquettes en métal sintérisé.

Recommandées pour les anciens modèles de Harley Davidson (-00) comme XL, FLH, FLS et FXD.

STREET CARBON TECH - H.CT



STREET CERAMIC - H.HF



MAXI SINTER

MS - Sinter



SBS Maxi Sinter is for powerful Maxi scooters equipped with motorcycle technique. Our state-of-the-art sintered compound technology delivers outstanding braking performance in combination with long lifetime.

SBS Maxi Sinter pour les maxi-scooters puissants et équipés en technologie moto. La toute dernière technologie de pointe à composants frittés offre à la fois des performances de freinage remarquables et une excellente longévité.

MAXI CARBON

CT- Carbontech



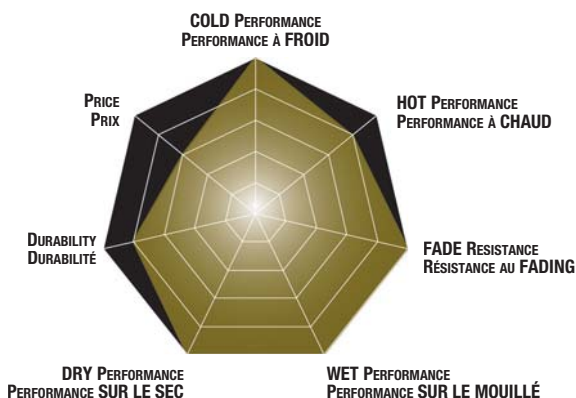
SBS Carbontech for medium displacement to high performance scooters used for sporty everyday transportation and fun.

SBS Carbontech pour scooters destinés à des déplacements sur moyenne distance et jusqu'aux scooters haute performance utilisés pour les trajets quotidiens en « conduite sportive » et pour les loisirs.

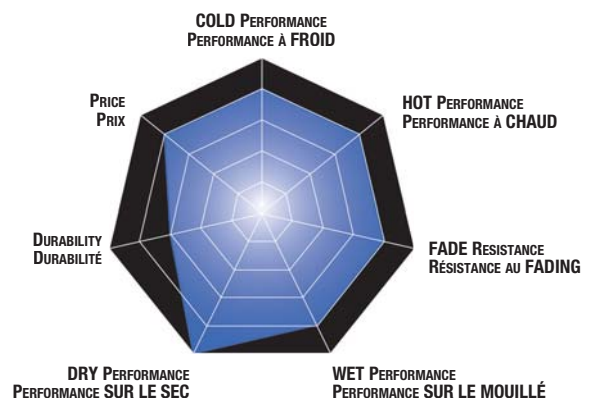
Recommended for 250 – ... ccm scooters
Recommandé pour scooters de 250 – ... cc

Recommended for 125 – 249 ccm scooters
Recommandé pour scooters de 125 – 249 cc

MAXI SINTER - MS



MAXI CARBON CARBONTECH - CT



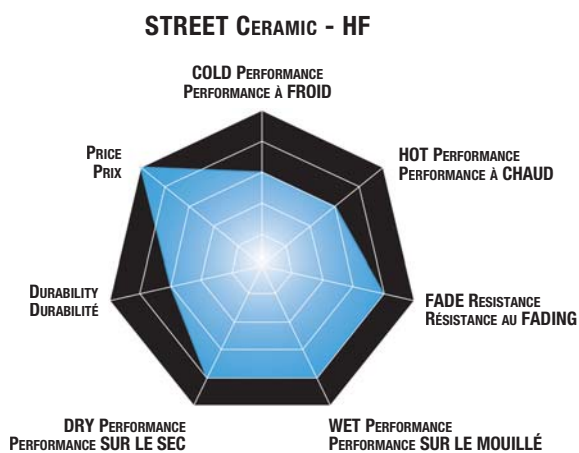
STREET HF- Ceramic



SBS Street Ceramic for small and medium displacement scooters used for commuting and driving around in the neighbourhood.

SBS Street Ceramic pour scooters destinés à des déplacements sur faible ou moyenne distance pour se rendre au travail et se déplacer dans le voisinage.

Recommended for 0 – 124 ccm scooters
Recommandé pour scooters de 0 – 124 cc



RACING

DS - Dual Sinter

FRONT/AVANT



The top-winning race compound setting new standards for brake pads in World Superbike, Supersport & Endurance. Since the introduction in 2007, DS brake pads have been used to win championships and achieve podium positions by many of the world's top riders and champions in World Championship Superbike, Supersport, Moto2 and Endurance, such as Kenan Sofuoglu, Andrew Pitt, Sébastien Charpentier, James Toseland and Jonathan Rea.

Le composé multiple vainqueur qui fixe de nouvelles normes pour les plaquettes de frein dans les championnats du monde de Superbike, Supersport et Endurance. Depuis leur lancement en 2007, les plaquettes de frein DS ont permis de remporter des championnats et de monter sur le podium à de nombreux champions et coureurs parmi les meilleurs du monde dans les championnats du monde de Superbike, Supersport, Moto2 et Endurance, comme par exemple Kenan Sofuoglu, Andrew Pitt, Sébastien Charpentier, James Toseland et Jonathan Rea.

RACING

DC - Dual Carbon

FRONT/AVANT



Since 2001 the DC compound has been used to win many world championship titles and national championships. Through continuous development based on results and feed back from the World Superbike Championship and the new Moto2 GP class, the DC compound is now introduced in an upgraded version pronounced DC-10. Improved features like initial bite, overall performance and durability are highly praised by our top riders.

DC has for a decade proven its position as the "Choice of Champions" in Superstock, Supersport

and Superbike. With the new DC-10 compound we look forward to welcome new champions.

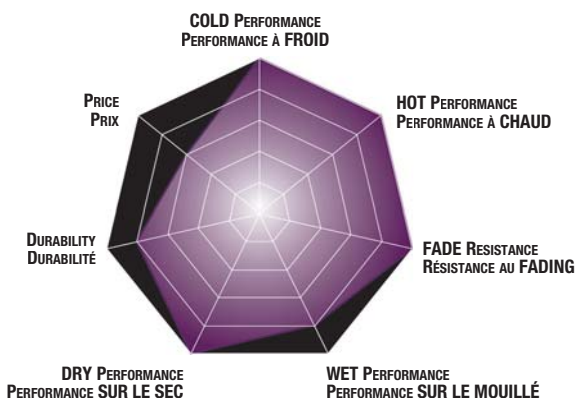
Find DC bedding-in instruction and technical information at www.sbs.dk.

Depuis 2001, le composé DC a permis de remporter de nombreux titres de championnats du monde et de championnats nationaux. Grâce au développement continu basé sur les résultats et retours du championnat du monde de Superbike et de la nouvelle classe Moto2 GP, le composé DC est désormais lancé dans une version perfectionnée appelée DC-10. Les caractéristiques améliorées telles que le mordant initial, la performance générale et la longévité sont très appréciées par nos meilleurs pilotes.

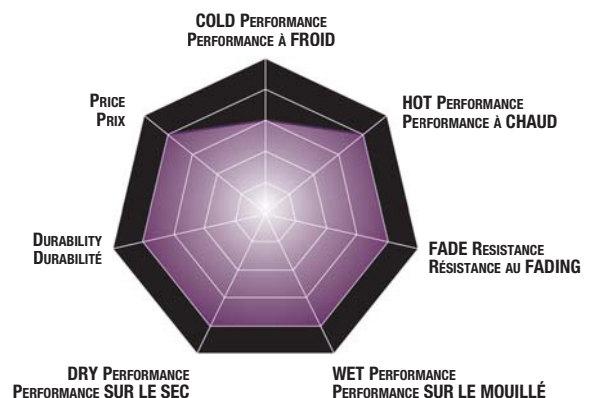
Pendant une décennie, le DC a confirmé sa position de « Choix des champions » dans les championnats Superstock, Supersport et Superbike. Avec le nouveau composé DC-10, nous sommes impatients d'accueillir de nouveaux champions.

Vous trouverez des instructions de rodage des plaquettes DC et des informations techniques sur www.sbs.dk.

RACING DUAL SINTER - DS



RACING DUAL CARBON - DC



TRACK & SPORT

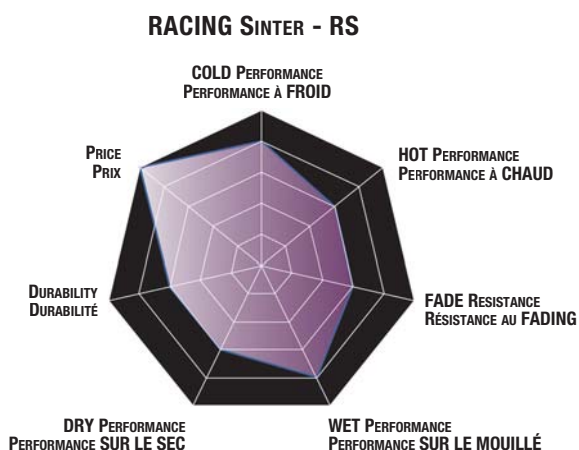
RS - Sinter

FRONT/AVANT



RS - Sinter is the ideal and affordable choice for Track Days on your road & track bike. For an upgrade to pads for race use ONLY, please consult the SBS ROAD RACING flyer or www.sbs.dk.

RS - Sinter, le choix idéal et abordable pour, notamment, les journées circuit (Trackdays) sur piste ou sur route. Pour les plaquettes réservées à une utilisation sur circuit, veuillez consulter le dépliant SBS ROAD RACING ou visiter www.sbs.dk.



RACING

RQ - Carbon Tech

REAR/ARRIÈRE



For riders using the rear brake to help steering into turns and handle the bike out of turns

Recommandées aux pilotes qui sollicitent fortement le frein arrière en entrée et sortie de virage.

RACING

LS - Sinter

REAR/ARRIÈRE



For riders using the rear brake occasionally or only slightly, when going into curves.

Recommandées aux pilotes qui ne se servent du frein AR que de manière occasionnelle ou légère dans les entrées de virages.

OFF ROAD RACING RSI - Sinter



If you are racing for the podium in motocross, SBS RSI Sinter Off-Road Racing should be your choice. RSI provides a powerful, predictable, and fade-free brake performance, even under the most extreme racetrack conditions and challenging demands of Grand Prix racing.

Votre objectif, la course et les podiums en motocross ? La RSI Sinter Off-Road Racing se doit d'être votre choix performance, endurance, freinage d'exception ; elle répondra à vos attentes là où le challenge est la règle quotidienne – comme en Grand Prix par exemple.

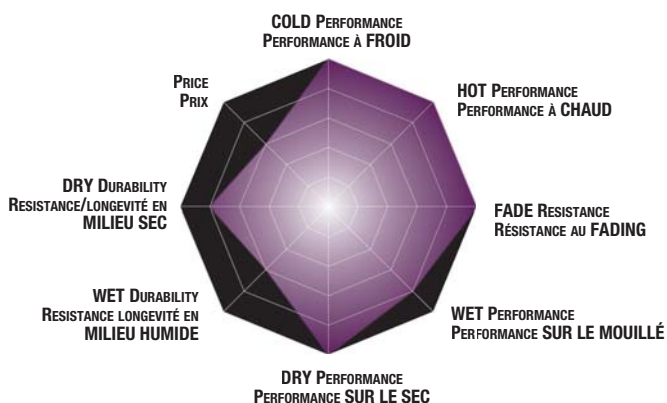
OFF ROAD SI - Sinter



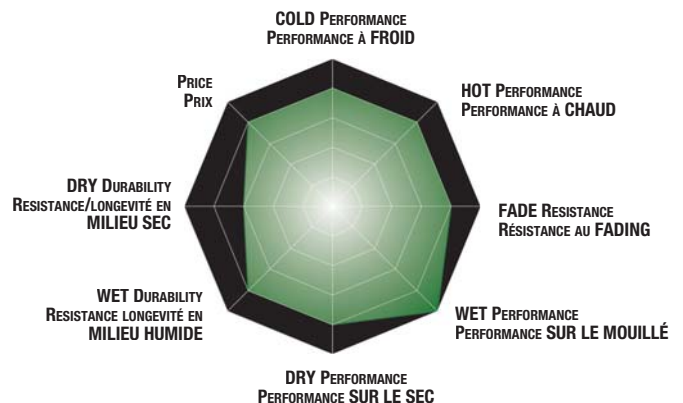
Mud or sand, heavy rains and grinding conditions. When it gets tough and extreme SBS SI Sinter Off-Road offers pad life durability and ultimate brake power.

Boue, sable, humidité, environnement hostile et abrasion, la SBS SI SINTER off road vous assure performance et longévité dans les conditions extrêmes sans oublier un freinage de haut niveau.

OFF ROAD RACING SINTER -RSI



OFF ROAD SINTER - SI



OFF ROAD BRAKE PADS



OFF ROAD CS - Carbon Silver



For everyday motocross practice and competition. Carbon Silver features smooth, powerful, quiet and non grabbing performance. The affordable choice to experience the combination of Carbon compound performance and NRS technology (see page 7)

Pour la compétition et la pratique quotidienne du motocross. La plaquette Carbon Silver se distingue par ses performances régulières, puissantes, silencieuses et non broutantes. Le choix abordable pour faire l'expérience de la combinaison des performances du carbone et de la technologie NRS (voir page7).

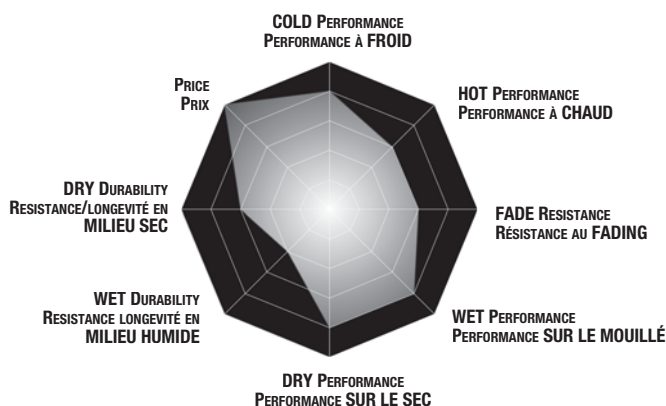
OFF ROAD ATS - Sinter



ATS sintered material has been developed to achieve the perfect match for best performance and pad/disc durability, where ATV manufacturers such as Arctic Cat and Polaris are using plain steel brake discs instead of stainless steel.

Le matériau sintérisé ATS a été conçu pour donner aux plaquettes et disques les meilleures caractéristiques de performance et de durée sachant que des constructeurs comme Arctic Cat et Polaris équipent leurs motos de disques de frein en acier et non plus en acier inoxydable.

OFF ROAD CARBON SILVER - CS



STREET BRAKE SHOES



Asbestos-free brake lining for superior performance and durability under all weather conditions. High grade aluminium alloy for superior strength. Surface treated against corrosion. Brake shoe springs made of high quality spring wire steel according to DIN 17223 specifications for max. flexibility.

Garniture sans amiante extrêmement performante et résistante quelles que soient les conditions météo. Alliage spécial aluminium extrêmement robuste. Surface traitée anti-corrosion. Ressorts en acier spécial de qualité supérieure conforme à la norme DIN 17223 pour un maximum de souplesse.

Motorcycle Brake System Bleeder

The bleeder allows quick, safe and clean exchange of brake fluid. Access to min. 6 bar air pressure is necessary. The bleeder is made of the best and most durable brake fluid resistant materials which means that it handles the highly corrosive brake fluid in a closed circuit. A special safety and "tip-over" valve, prevents the fluid to atomize when the container is full.

Characteristics:

- Built-in "tip-over" valve
- Turnable line fitting
- Additional 2-nipple line included
- Manual in 12 languages

Part number 3908

EPDM rubber units

Art. number 3916.10 (10 pcs.)

Purgeur de Frein

Vous permet de changer votre liquide de frein rapidement, proprement et en toute sécurité. Fonctionne à l'air comprimé à 6 bar minimum. Fabriqué avec des matériaux ultra-résistants (supporte le liquide hautement corrosif qui circule dans le circuit de frein).

Une valve spéciale de sécurité « anti-refoulement » empêche le liquide de se vaporiser lorsque le réservoir est plein.

Caractéristiques

- Valve « anti-refoulement » intégrée
- Robinet
- Fourni avec 2 embouts supplémentaires
- Manuel technique en 12 langues

Réf. 3908

Embouts caoutchouc EPDM

Réf. 3916.10 (10 pièces)

Brake Pad Shim

Product advantages:

- Vibration/noise resistant
- Temperature transfer resistant
- Piston protective
- Better brake feel

Part number 9500 (pcs.)

Shim pour plaquettes de frein

Avantages:

- Résiste aux vibrations / bruits
- Résiste au transfert de température
- Protège le piston
- Améliore le feeling du freinage

Réf. 9500 (pcs)



SALES DISPLAY RACK

SBS offers a fast and reliable product supply system which meets the demands of both professionals and consumers.

Choosing the right set of SBS brake pads is never a problem. Identify the part number and compound from the SBS catalogue.

Colour code and illustration on the packaging specifies the general field of application for the specific compound. Part number and exact model application are printed on the packaging.



Art. no. 9833
10 hooks for display rack

Le présentoir SBS vous permet de présenter les produits SBS de manière rapide et pratique, répondant ainsi aux demandes tant des professionnels que des consommateurs.

Plus de problème pour choisir le jeu de plaquettes SBS qui convient. Il suffit de repérer le n° de référence et le composé dans le catalogue SBS.

Un code couleur et une illustration sur l'emballage indiquent le champ d'application générale du composé spécifique. Le n° de référence et l'application précise du modèle sont indiqués sur l'emballage.



Art. no. 9834
10 ref. cards for display rack

572 mm



Art. no. 9899 SBS display rack complete with:
Wall mountings and instruction
6 screws with raw plugs
12 hooks, 20 ref. cards.

865 mm



174 cm

229 cm

Art. no. 9832 SBS display rack complete with:
Wall mountings and instruction
6 screws with raw plugs
36 hooks, 40 ref. cards.
Width 40 cm, depth 30 cm.

FAMILY DISPLAY

LIVING ON-ROAD




Flyer 99 x 210 mm.
 Art. no. Language
 9992 UK
 99922 D
 99923 F
 99924 E
 99926 I

ENJOY LIVING



Flyer 99 x 210 mm.
 Art. no. Language
 9993 UK
 99932 D
 99933 F
 99934 E
 99936 I

LIVING IN THE FAST LANE



Flyer 99 x 210 mm.
 Art. no. Language
 9996 UK
 99962 D
 99963 F
 99964 E
 99966 I

LIVING OFF-ROAD



Flyer 99 x 210 mm.
 Art. no. Language
 9991 UK
 99912 D
 99913 F
 99914 E
 99916 I




Art. no. 9950
 72 x 415 x 1820 mm.

POSTERS



Art. no. 9940 500 x 700 mm.



Art. no. 9941 500 x 700 mm.

PROMOTION MATERIALS



Art. no.:
9826 Bunting 10 m.



Art. no.:
982401 Banner 2 logos
982501 Banner 4 logos




Art. no.:
9875 Flag 150 x 200 cm



Art. no.:
983510 Umbrella ø100 cm



Art. no.:
983512 Umbrella ø120 cm



Art. no.:
9930 Plastic bag 45 x 35 cm
(500 pcs.)



Art. no.	Label
981300	60 x 95 mm
981301	60 x 145 mm
981303	200 x 430 mm
9845	90 x 145 mm



Art. no.
9856 Badge 65 x 105 mm



Art. no.
9814 3M adhesive type
especially for motocross
Label 90 x 55 mm

PROMOTION MATERIALS



Art. no.
991410 - Small
991411 - Medium
991412 - Large
991413 - X Large
991414 - XX Large
T-shirt



Art. no.
9933
Pins



Art. no.
9932
Business card wallet

Art. no.
9800
Fluid Caps
(10 pcs.)



Art. no.
991811 - Medium
991812 - Large
Beanie



Art. no.
981211 - Medium
981212 - Large
981213 - X Large
Gloves

Art. no.
9995
Cap



Art. no.
984110 - Small
984111 - Medium
984112 - Large
984113 - X Large
984114 - XX Large
Softshell jacket

Art. no.
9850
Ball Pens
(100 pcs.)

Art. no.
9808
Cap



Art. no.
9922
Laptop Mouse



Art. no.
9913
USB Key



PACKING SYSTEM



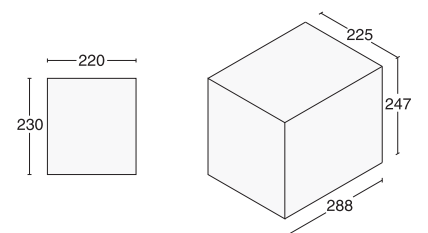
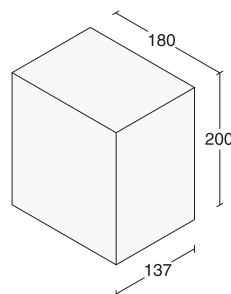
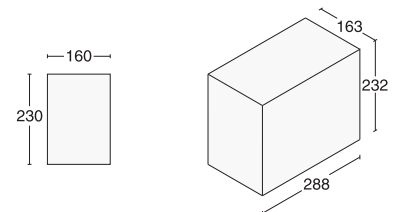
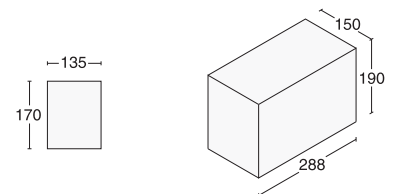
6 sets



8 x 6 sets = 48 sets



20 x 48 sets = 960 sets



MOTORCYCLE SCOOTER OFF-ROAD ATV





RECOMMENDED

1xx = Scooter Pads
5xx = Street, Off Road & Racing Pads
2xxx = Brake Shoes



STREET



STREET EXCEL



CARBON TECH



MAXI SINTER



OFF ROAD



RACING OFF ROAD



RACING ROAD RACING



ADLY				HF	HF	HS	LS	CT	CT	MS	MS	SI	SI	RSI	RSI	DC	RS
	25 Silver Fox	00- 05	111 HF	2028	▲			△									
	50 Cat	01-	111 HF		▲			△									
	50 Cosy	01-	111 HF		▲			△									
	50 Fox	00-	111 HF	2028	▲			△									
	50 Fox Plus	01-	111 HF		▲			△									
	50 Jet	96-	111 HF	2028	▲			△									
	50 Panther	01-	102 HF		▲			△									
	50 Pista, Pista Twin Light	96-	111 HF	2028	▲												
	50 Silver Fox	00- 05	111 HF	2028	▲			△									
	50 Silver Fox	06-	102 HF	2028	▲			△									
	50 Super Sonic	00-	102 HF*		▲			△									
	50 Thunderbike	97-	102 HF		▲			△									
RS	50 Super Sonic	06-	102 HF	102 HF	▲	▲		△	△								
RT	50 Road Tracer	02-	111 HF		▲			△									
	70 Fox Plus	01-	111 HF		▲			△									
	70 Pista, Pista Twin Light	01-	111 HF		▲			△									
	80 Cosy	01-	111 HF		▲			△									
RT	90 Road Tracer	02-	111 HF		▲			△									
	100 Cat	01-	111 HF		▲			△									
	100 Jet	96-	111 HF	2028	▲			△									
	100 Panther	01-	102 HF		▲			△									
	100 Silver Fox	01- 05	111 HF		▲			△									
	100 Silver Fox	06-	102 HF	2028	▲			△									
	100 Super Sonic	01-	102 HF*		▲			△									
	100 Thunderbike	01-	102 HF*	102 HF	▲	▲		△	△								
RT	100 Road Tracer	02-	111 HF		▲			△									
	125 Cat	01-	111 CT		▲			△									
	125 Super Sonic	01-	102 CT*		▲			△									
	125 Thunderbike	01-	102 CT*	102 CT	▲	▲		△	△								
	150 ATV	05-	544 SI*	544 SI	▲	▲						▲	▲	△	△		
	150 Interceptor	05-	544 SI*	544 SI	▲	▲						▲	▲	△	△		
	300 ATV	05-	544 SI*	544 SI	▲	▲						▲	▲	△	△		
	300 Cross X Over	07-	810 SI*									▲	▲	△			
	300 Cross X Road	07-	810 SI*									▲	▲	△			
ATV	300 Sport	07-	810 SI*	848 SI		▲						▲	▲	△			
	320 S	07-	810 SI*									▲	▲	△			
	320 U	07-	810 SI*									▲	▲	△			
AEON																	
	50 Aero	06-	101 HF		▲			△									
	50 Regal	06-	101 HF		▲			△									
	50 Torch	06-	101 HF		▲			△									
	90 Regal	06-	101 HF		▲			△									
	100 Pulsar	06-	101 HF		▲			△									
	100 Revo 2	04-		544 SI		△								△		△	
	110 Aero	06-	101 HF		▲			△									
	110 Pulsar	06-	101 HF		▲			△									
	125 Overland	02-		638 SI		△								△		△	
	125 Pulsar	06-	544 HF		▲												
	150 Pulsar	06-	101 CT		▲			△									
	180 Overland	02-		638 SI		△								△		△	
	180 Roadster	02-		638 SI		△								△		△	
AJP																	
PR3	125 Enduro	08-	774 HF	802 HF	△	△											
PR3	125 Supermotard	08-	774 HF	802 HF	△	△											
PR4	125 Enduro	04-	817 HF	802 HF	△	△											
PR4	125 Supermotard	04-	817 HF	802 HF	△	△											
MX	200	09-	774 HF	559 HF	△	△											
PR3	200 Enduro	08-	774 HF	802 HF	△	△											
PR3	200 Supermotard	08-	774 HF	802 HF	△	△											
PR4	200 Enduro	04-	817 HF	802 HF	△	△											
PR4	200 Supermotard	04-	817 HF	802 HF	△	△											
PR5	250 Enduro	09-	694 SI	604 SI	△	△						△	△	△	△		
PR5	250 Supermotard	09-	694 SI	604 SI	△	△						△	△	△	△		
ALFER																	
MC	80	87-	519 HF	559 HF	▲	▲						▲	▲	△			
MC	125	87	519 HF		▲							▲		△			
MC	125	88	601 HF	519 HF	△	△							△		△		
VRE	125 4-stroke	00-	671 SI	675 SI	▲	▲						▲	▲	△	△		
GR	250 Enduro	85	519 HF		▲							▲		△			

ALWAYS choose quality as **"RECOMMENDED"** / Choisissez **TOUJOURS** la qualité **"RECOMMANDÉE"**.

* = 2 sets required / 2 jeux pour l'Avant.

△ = Available quality / Qualité disponible. ▲ = Available quality mit ABE / Qualité disponible avec ABE.

▲ = Mit ABE vorne und hinten. TÜV-Abnahme entfällt (gilt nur für Scheibenbremsbeläge).



RECOMMENDED

1xx = Scooter Pads
5xx = Street, Off Road & Racing Pads
2xxx = Brake Shoes

STREET

STREET EXCEL

CARBON TECH

MAXI SINTER

OFF ROAD

RACING OFF ROAD

RACING ROAD RACING

ALFER			1xx	5xx	2xxx	1xx	5xx	2xxx	1xx	5xx	2xxx	1xx	5xx	2xxx	1xx	5xx	2xxx	1xx	5xx	2xxx	
Model	Year	Category	HF	HF	HS	LS	CT	CT	MS	MS	SI	SI	RSI	RSI	DC	RS					
GR	250	Enduro	88	601 HF	519 HF	△	△														
MC	250		85	519 HF		▲															
MC	250		87	519 HF	519 HF	▲	▲														
MC	250		88	601 HF	519 HF	△	△														
VR	250	Cross	99-	671 RSI	675 RSI	▲	▲														
VR	250	Enduro	99-	671 SI	675 SI	▲	▲														
VR	250	No Limit	99-	671 RSI	675 RSI	▲	▲														
VR	250	Supermotard	99-	671 RSI	675 RSI	▲	▲														
GR	300		85	519 HF		▲															
GR	300	Enduro	88	601 HF	519 HF	△	△														
APRILIA																					
AF-1			88	608 HF	574 HF	△	△														
	50 Amico		90- 91	2012																	
	50 Amico, Scooter		92	123 HF	2050	▲						△									
	50 Amico, GL, GLE		93-	123 HF	2012	▲						△									
	50 Area 51		99-	143 HF	143 HF	▲	▲					△	△								
	50 Business		97-	123 HF		△						△									
	50 Classic		96-	123 HF		▲						△									
	50 Club		97-	123 HF		△						△									
	50 Gulliver		96-	123 HF	2012	▲						△									
	50 Habana/Custom		99-	143 HF	2201	▲						△									
	50 McGulliver		00-	123 HF		▲						△									
	50 Mini RX		04-	803 HF		△															
	50 Mojito, Mojito Custom		02-	143 HF	2201	▲						△									
	50 Rally		95-	123 HF	2012	▲						△									
	50 Red Rose		88- 89	132 HF		△						△									
	50 Red Rose		90-	109 HF		△						△									
	50 Red Rose Classic		92-	607 HF		△															
	50 Scarabeo 4T		04-	153 HF		△						△	△								
	50 Scarabeo Ditech		02-	123 HF	152 HF	▲	▲					△	△								
	50 Scarabeo Street		00-	123 HF	2012	▲						△									
	50 Scarabeo, 2nd series		94- 99	123 HF	2012	▲						△									
	50 Sonic, GP		99-	123 HF	2012	▲						△									
	50 Tuareg		85-	519 HF		△															
	50 Tuareg		86-	607 HF	574 HF	△	△														
	50 Tuareg Rally		90-	607 HF	574 HF	△	△														
	50 Tuono		04-	168 HF	138 HF	△	△					△	△								
	50 Younger		97-	123 HF		△						△									
AC	50 Rally		97-	123 HF	2012	▲						△									
AF1	50 AE		86-	109 HF	106 HF	△	△					△	△								
AF1	50 Europa, Futura		90-	109 HF	106 HF	△	△					△	△								
ET	50		85-	138 HF		△						△									
LC	50 Rally		97-	123 HF	123 HF	▲	▲					△	△								
LX	50 Amico, Sport		92-	114 HF	2012	△						△									
MX	50		03-	120 HF	106 HF	△	△					△	△								
RS	50		93- 95	138 HF	138 HF	▲	▲					△	△								
RS	50		96- 99	138 HF	106 HF	▲	▲					△	△								
RS	50		06-	157 HF	105 HF	▲	▲					△	△								
RS	50 , Replica		00- 02	120 HF	106 HF	▲	▲					△	△								
RS	50 , Replica		03- 05	120 HF	106 HF	▲	▲					△	△								
RX	50		90-	120 HF	106 HF	△	△					△	△								
RX	50		06-	186 HF	105 HF	▲	▲					△									
RX	50 Racing		04- 06	120 HF	106 HF	▲	▲					△	△								
SR	50 Ditech		01-	123 HF	152 HF	▲	▲					△	△								
SR	50 Europa		93-	114 HF	2012	△						△									
SR	50 Racing		00-	123 HF	152 HF	▲	▲					△	△								
SR	50 Replica		94-	117 HF	2012	△						△									
SR	50 Replica (Liquid Cooled)		96-	123 HF	2012	▲						△									
SR	50 Stealth, Racing		97-	123 HF	123 HF	▲	▲					△	△								
SR	50 Street		05-	123 HF	152 HF	▲	▲					△	△								
SR	50 Urban Kid		93-	114 HF	2012	△						△									
SR	50 Viper		93-	114 HF	2012	△						△									
SR	50 WWW, Netscaper		97-	149 HF	2012	▲						△									
	100 Scarabeo		00-	153 HF		△						△									
	100 Scarabeo 4T		03-	153 HF		△						△									
	100 Scarabeo Net		10-	153 HF		△						△									
RS-4	125		11-	821 HS	559 HF		△														
	125 Atlantic		03-	159 CT	152 CT	▲	▲					△	△								
	125 Classic		96-	652 HF	519 HF	▲	▲														
	125 Habana/Custom		00-	153 CT	2205	▲						△									
	125 Leonardo		96	123 CT	106 CT	▲	▲					△	△								

ALWAYS choose quality as "RECOMMENDED" / Choisissez TOUJOURS la qualité "RECOMMANDÉE".

* = 2 sets required / 2 jeux pour l'Avant.

△ = Available quality / Qualité disponible. ▲ = Available quality mit ABE / Qualité disponible avec ABE.

▲ = Mit ABE vorne und hinten. TÜV-Abnahme entfällt (gilt nur für Scheibenbremsbeläge).



RECOMMENDED

1xx = Scooter Pads
5xx = Street, Off Road & Racing Pads
2xxx = Brake Shoes



STREET

HF HF



STREET EXCEL

HS LS



CHARLON CAPREON

CT CT



MAXI SINTER

MS MS



OFF ROAD

SI SI



RACING OFF ROAD

RSI RSI



RACING ROAD RACING

DC RS



APRILIA				HF	HF	HS	LS	CT	CT	MS	MS	SI	SI	RSI	RSI	DC	RS
	125 Leonardo	97- 98	149 CT	143 CT	▲	▲			△	△							
	125 Leonardo	99-	153 CT	153 CT	▲	▲			△	△	▲	▲					
	125 Leonardo (Grimeca cal.)	99-	108 CT	153 CT	▲	▲			△	△	▲	▲					
	125 Mojito, Mojito Custom	02-	153 CT	2205	▲	▲			△		▲						
	125 Pegaso	90- 91	652 HF	692 HF	▲	▲							▲		△		
	125 Pegaso	92-	689 HF	651 HF	▲	▲											
	125 Red Rose	89	588 HF	519 HF	▲	▲											
	125 Red Rose	90-	652 HF	519 HF	▲	▲							▲		△		
	125 Scarabeo, Scarabeo GT	99- 02	108 CT	152 CT	▲	▲			△	△	▲	▲					
	125 Scarabeo, Scarabeo GT	03	108 CT	152 CT	▲	▲			△	△	▲	▲					
	125 Scarabeo, Scarabeo GT	04-	159 CT	152 CT	▲	▲			△	△	▲	▲					
	125 Sport Pro.	92	601 HF	519 HF	△	△											
	125 Sportcity	05-	108 CT	152 CT	▲	▲			△	△	▲	▲					
	125 Strada	85	574 HF		△												
	125 Tuareg	- 86	588 HF		△												
	125 Tuareg	87-	605 HF	519 HF	△	△								△		△	
	125 Tuareg AS		605 HF	519 HF	△	△								△		△	
	125 Tuareg Rally	86-	588 HF		△												
	125 Tuareg Rally	89	588 HF	519 HF	△	△											
	125 Tuareg Rally	90-	641 HF	519 HF	△	△							△		△		
	125 Tuareg Rally	92	652 HF	651 HF	△	△											
	125 Tuareg Wind	88	607 HF	574 HF	△	△											
	125 Tuareg Wind	90-	652 HF	692 HF	△	△							△		△		
	125 Tuono	04-	601 HF	519 HF	▲	▲											
AF1	125	87-	608 HF	519 HF	△	△											
AF1	125 Europa, Futura	90- 91	601 HF	519 HF	△	△											
AF1	125 Replica, Sintesi	89- 91	601 HF	519 HF	△	△											
ETX	125	- 86	588 HF		△												
ETX	125	99-	120 CT		▲				△		▲						
ETX	125 PV	86-	606 HF		△												
ETX	125 Tuareg	86- 87	588 HF	519 HF	△	△											
MX	125	04-	671 HF	651 HF	▲	▲											
MX	125 Cross	85	588 HF		△												
MX	125 Supermoto	07-	671 HF	651 HF	▲	▲											
RS	125	99- 05	601 HF	824 HF	▲	▲											△
RS	125	06-	844 HF	747 HF	▲	▲	▲									△	△
RS	125 , Extrema	93- 98	601 HF	824 HF	▲	▲											△
RS	125 Pista	05-	601 HF	824 HF	▲	▲											△
RX	125	86-	606 HF		△												
RX	125	90-	641 HF	586 HF	△	△							△		△		
RX	125	91	641 HF	692 HF	△	△							△		△		
RX	125	91- 92	641 HF	684 HF	△	△											
RX	125	92	120 CT	113 CT	△	△			△	△	△						
RX	125	97-	671 HF	692 HF	▲	▲							▲	▲	△	△	
RX	125 Enduro	08-	671 HF	544 HF	▲	▲											
RX	125 Supermotard	08-	671 HF	544 HF	▲	▲											
SR	125	99-	153 CT	2205	▲				△		▲						
STX	125	84-	605 HF		△												
SX	125	08-	671 HF	651 HF	▲	▲											
TX	125	86	606 HF		△												
	150 Leonardo	97- 98	149 CT	143 CT	▲	▲			△	△							
	150 Leonardo	99-	153 CT	153 CT	▲	▲			△	△	▲	▲					
	150 Leonardo (Grimeca cal.)	99-	108 CT	153 CT	▲	▲			△	△	▲	▲					
	150 Scarabeo	99-	108 CT	152 CT	▲	▲			△	△	▲	▲					
	150 Scarabeo, Scarabeo GT	04-	159 CT	152 CT	△	△			△	△	△	△					
SR	150	00-	153 CT	2205	▲				△		▲						
	200 Atlantic	03-	159 CT	152 CT	▲	▲			△	△	▲	▲					
	200 Climber	93-	519 RSI	519 RSI	△	△								△	△		
	200 Scarabeo	07-	159 CT	152 CT	▲	▲			△	△	▲	▲					
	200 Scarabeo Class	10-	159 CT	152 CT	△	△			△	△	△	△					
	200 Scarabeo, Scarabeo GT	02	108 CT	152 CT	▲	▲			△	△	▲	▲					
	200 Scarabeo, Scarabeo GT	03	108 CT	152 CT	▲	▲			△	△	▲	▲					
	200 Sportcity	05-	108 CT	152 CT	▲	▲			△	△	▲	▲					
	240 Climber	89- 90	607 HF	574 HF	△	△											
TX	240	86-	559 RSI		△										△		
	250 Atlantic ie	07-	159 MS	152 MS	▲	▲			△	△	▲	▲					
	250 Leonardo	99- 01	153 MS	152 MS	▲	▲			△	△	▲	▲					
	250 Leonardo	02-	153 MS	152 MS	▲	▲			△	△	▲	▲					
	250 Leonardo (Grimeca cal.)	99- 01	108 MS	152 MS	▲	▲			△	△	▲	▲					
	250 Leonardo (Grimeca cal.)	02-	108 MS	152 MS	▲	▲			△	△	▲	▲					
	250 Scarabeo, Scarabeo ie	06-	159 MS	152 MS	▲	▲			△	△	▲	▲					
	250 Sportcity ie	07-	108 MS*	152 MS	▲	▲			△	△	▲	▲					

ALWAYS choose quality as **“RECOMMENDED”** / Choisissez **TOUJOURS** la qualité **“RECOMMANDÉE”**.

* = 2 sets required / 2 jeux pour l'Avant.

△ = Available quality / Qualité disponible. ▲ = Available quality mit ABE / Qualité disponible avec ABE.

▲ = Mit ABE vorne und hinten. TÜV-Abnahme entfällt (gilt nur für Scheibenbremsbeläge).



RECOMMENDED

1xx = Scooter Pads
5xx = Street, Off Road & Racing Pads
2xxx = Brake Shoes

STREET

STREET EXCEL

CARBON TECH

MAXI SINTER

OFF ROAD

RACING OFF ROAD

RACING ROAD RACING

APRILIA					HF	HF	HS	LS	CT	CT	MS	MS	SI	SI	RSI	RSI	DC	RS
	250 Tuareg Rally	86-	588 HF	519 HF	△	△												
AF1	250 Replica		601 HF	506 HF	△	△												
MX	250 Cross	85	519 SI		▲									▲		△		
RS	250	95- 96	566 HF	519 HF	▲	▲												
RS	250	97- 02	706 HF*	519 HF	▲	▲	▲	▲										△ △
RS	250 Pista	04-	706 HF*	519 HF	△	△	△	△										△ △
RX	250	86-	519 HF		▲									▲		△		
	275 Climber	89- 90	607 HF	574 HF	△	△												
	280 R, Climber	92	559 RSI	559 RSI	△	△										△	△	
	300 Leonardo (Grimeca cal.)	05-	108 MS	153 MS	▲	▲			△	△	▲	▲						
	300 Scarabeo Special	10-	159 MS	152 MS	▲	▲			△	△	▲	▲						
TX	311	86	559 RSI		△											△		
TX	312 M	88	559 RSI	559 RSI	△	△										△	△	
TXR	312 M	88	559 RSI	559 RSI	△	△										△	△	
	350 Tuareg	86-	588 HF	519 HF	△	△												
	350 Tuareg	88- 89	641 HF	519 HF	△	△												
	350 Tuareg Wind	87	588 HF	519 HF	△	△												
	350 Tuareg Wind	88	594 HF	519 HF	△	△									△		△	
	350 Tuareg Wind	90-	641 HF	586 HF	△	△								△		△		
ETX	350	- 86	588 HF	519 HF	△	△												
ETX	350	86-	605 HF	519 SI	△										△		△	
	400 Scarabeo ie	07-	108 MS*	152 MS	▲	▲			△	△	▲	▲						
MXV	450	09-	694 RSI	790 RSI	△									△	△	△	△	
RXV	450	06-	694 SI	790 SI	▲									▲	▲	△	△	
SXV	450	06-	842 RSI	790 RSI			▲								▲	△	△	
SXV	450 Van den Bosch Rep.	08-	695 RS	790 RSI											▲	△	△	△ △
	500 Atlantic Left/Rear	02- 05	108 MS	152 MS	▲	▲			△	△	▲	▲						
	500 Atlantic Right	02- 05	179 MS		▲				△		▲							
	500 Atlantic Sprint	06-	159 MS	152 MS	▲	▲			△	△	▲	▲						
	500 Scarabeo	03- 06	108 MS*	152 MS	▲	▲			△	△	▲	▲						
	500 Scarabeo Class	10-	108 MS*	152 MS	▲	▲			△	△	▲	▲						
	500 Scarabeo ie	07-	108 MS*	152 MS	▲	▲			△	△	▲	▲						
RXV	550	06-	694 SI	790 SI	▲									▲	▲	△	△	
SXV	550	06-	842 RSI	790 RSI			▲								▲	△	△	
SXV	550 Van den Bosch Rep.	08-	695 RS	790 RSI											▲	△	△	△ △
	600 Pegaso	90-	641 HF	651 HF	△	△												
	600 Tuareg	86-	588 HF	519 HF	△	△												
	600 Tuareg	88-	641 HF	692 HF	△	△												
	600 Tuareg Wind	88	594 HF	519 HF	△	△									△		△	
	600 Tuareg Wind	90-	641 HF	692 HF	△	△									△		△	
ETX	600	86-	588 HF	519 HF	△	△												
	650 Moto	95-	674 HF	692 HF	▲	▲	▲											
	650 Pegaso	92- 94	681 HF	651 HF	▲	▲												
	650 Pegaso	95-	674 HS	692 HF	▲	▲	▲											
	650 Pegaso Factory	07-	842 HS	675 LS		▲	▲	▲										
	650 Pegaso i.e.	01-	674 HS	675 LS	▲	▲	▲	▲										
	650 Pegaso i.e. Tuscany Tibet Raid	04-	674 HS	675 LS	▲	▲	▲	▲										
	650 Pegaso Strada	05-	706 HS	675 LS	▲	▲	▲	▲										
	650 Pegaso Trail	06-	674 HS	675 LS	▲	▲	▲	▲										
	650 Starck	96-	674 HF	692 HF	△	△	△											
SL	750 Shiver	07-	844 HS*	675 LS	▲	▲	▲	▲										
SL	750 Shiver GT	09-	844 HS*	675 LS	▲	▲	▲	▲										
SMV	750 Dorsoduro	08	706 HS*	675 HF	▲	▲	▲	▲										
SMV	750 Dorsoduro	09-	844 HS*	675 LS	▲	▲	▲	▲										
NA	850 Mana	07	844 HS*	675 LS	▲	▲	▲	▲										
NA	850 Mana	08-	844 HS*	588 HF	▲	▲	▲											
NA	850 Mana GT	09-	844 HS*	588 HF	▲	▲	▲											
NA	850 Mana GT (Parking Brake)	09-		879 HF		△												
	1000 Blue Marlin	02-	706 HS*	730 LS	△	△	△	△										
ETV	1000 Caponord	01-	674 HS*	730 LS	▲	▲	▲	▲										
ETV	1000 Caponord Rally Raid	04-	674 HS*	730 LS	▲	▲	▲	▲										
RST	1000 Futura	01-	706 HS*	671 LS	▲	▲	▲	▲										
RSV	1000 Factory Pista (Rad.cal)	04-	762 HS*	730 LS	▲	▲	▲	▲										△ △
RSV	1000 Falco SL, R	00-	706 HS*	730 LS	▲	▲	▲	▲										△ △
RSV	1000 Mille	97- 01	706 HS*	730 LS	▲	▲	▲	▲										△ △
RSV	1000 Mille	02-	762 HS*	730 LS	▲	▲	▲	▲										△ △
RSV	1000 Mille Nera (Rad.cal)	04-	762 HS*	730 LS	▲	▲	▲	▲										△ △
RSV	1000 Mille R	00	706 HS*	730 LS	▲	▲	▲	▲										△ △
RSV	1000 Mille R	01- 02	762 HS*	730 LS	▲	▲	▲	▲										△ △
RSV	1000 Mille R	04	762 HS*	730 LS	▲	▲	▲	▲										△ △
RSV	1000 Mille R (Rad.cal)	03	762 HS*	730 LS	▲	▲	▲	▲										△ △
RSV	1000 Mille R (Rad.cal)	05-	762 HS*	730 LS	▲	▲	▲	▲										△ △

ALWAYS choose quality as "RECOMMENDED" / Choisissez TOUJOURS la qualité "RECOMMANDÉE".

* = 2 sets required / 2 jeux pour l'Avant.

△ = Available quality / Qualité disponible. ▲ = Available quality mit ABE / Qualité disponible avec ABE.

▲ = Mit ABE vorne und hinten. TÜV-Abnahme entfällt (gilt nur für Scheibenbremsbeläge).



RECOMMENDED

1xx = Scooter Pads
5xx = Street, Off Road & Racing Pads
2xxx = Brake Shoes



STREET



STREET EXCEL



CARBON TECH



MAXI SINTER



OFF ROAD



RACING OFF ROAD



RACING ROAD RACING



APRILIA

				HF	HF	HS	LS	CT	CT	MS	MS	SI	SI	RSI	RSI	DC	RS
RSV	1000 Mille R Factory (Rad.cal)	04-	762 HS*	730 LS	▲	▲	▲	▲								△	△
RSV	1000 Mille SP	00	706 HS*	730 LS	▲	▲	▲	▲								△	△
RSV	1000 Tuono Fighter	03- 05	706 HS*	730 LS	▲	▲	▲	▲									
RSV	1000 Tuono R	03	762 HS*	730 LS	▲	▲	▲	▲									
RSV	1000 Tuono R (Rad.cal)	04-	706 HS*	730 LS	▲	▲	▲	▲									
RSV	1000 Tuono R Factory	06-	762 HS*	730 LS	▲	▲	▲	▲									
RSV	1000 Tuono V4 R	11-	706 HS*	730 LS	△	△	△	△									
RSV4	1000	09-	841 HS*	730 LS		▲	▲	▲								△	△
RSV4-R	1000	10-	841 HS*	730 LS		▲	▲	▲								△	△
	1200 Dorsoduro	11-	706 HS*	675 LS	△	△	△	△									

ARCTIC CAT

	Bear Cat	96- 97		758 ATS										△		△	
	50 2WD	04-	2048														
	50 DVX	06-	2048	638 SI		▲								▲		△	
	90 2WD	02-	2048														
	90 DVX	06-	2048	638 SI		▲								▲		△	
	250 2x4	05-	822 ATS*	822 ATS										▲	▲	△	△
	250 2x4 (Man. Hand Brake)	99-		827 ATS													
	250 2x4/4x4	99- 04	758 ATS*	758 ATS										▲	▲	△	△
	250 4x4 (Man. Hand Brake)	00-		827 ATS													
	300 2x4 (Man. Hand Brake)	98- 04		827 ATS													
	300 2x4/4x4	98- 04	758 ATS*	758 ATS										▲	▲	△	△
	300 4x4	05-	822 ATS*	822 ATS										▲	▲	△	△
	300 4x4 (Man. Hand Brake)	98-		827 ATS													
	375 2x4/4x4	02	758 ATS*	758 ATS										△	△	△	△
	375 2x4/4x4 (Man. Hand Brake)	02		827 ATS													
	400 2x4 (Man. Hand Brake)	98- 02		827 ATS													
	400 2x4/4x4	98- 04	758 ATS*	758 ATS										▲	▲	△	△
	400 2x4/4x4 (FIS)	02- 04	758 ATS*	758 ATS										▲	▲	△	△
	400 2x4/4x4 (FIS)	05-	822 ATS*	822 ATS										▲	▲	△	△
	400 2x4/4x4 (FIS) Aut. (Man. Hand Brake)	03- 04		827 ATS													
	400 2x4/4x4 (FIS) (Man. Hand Brake)	02- 04		827 ATS													
	400 2x4/4x4 (FIS) (Man. Hand Brake)	05-		758 ATS													△
	400 4x4 (Man. Hand Brake)	98- 04		827 ATS													
	400 DVX	04-	592 SI*	649 SI	▲	▲								▲	▲	△	△
	400 TBX 4x4	04	758 ATS*	758 ATS										△	△	△	△
	400 TBX 4x4 (Man. Hand Brake)	04		827 ATS													
	454 Arctic Cat 4x4	98	758 ATS*	758 ATS										△	△	△	△
	454 Bear Cat 2x4/4x4	96- 98	758 ATS*	758 ATS										△	△	△	△
	454 Bear Cat 2x4/4x4 (Man. Hand Brake)	98		827 ATS													
	500 2x4 (FIS)(Man. Hand Brake)	02		827 ATS													
	500 2x4 (Man. Hand Brake)	02		827 ATS													
	500 2x4/4x4	98- 04	758 ATS*	758 ATS										▲	▲	△	△
	500 2x4/4x4 (FIS)	02- 04	758 ATS*	758 ATS										△	△	△	△
	500 2x4/4x4 (FIS)	05-	822 ATS*	822 ATS										▲	▲	△	△
	500 4x4 (FIS) Aut. (Man. Hand Brake)	02- 03		827 ATS													
	500 4x4 (FIS)(Man. Hand Brake)	02- 03		827 ATS													
	500 4x4 (Man. Hand Brake)	98- 02		827 ATS													
	500 TBX 4x4	02- 04	758 ATS*	758 ATS										▲	▲	△	△
	500 TBX 4x4	05-	822 ATS*	822 ATS										▲	▲	△	△
	500 TBX 4x4 (Man. Hand Brake)	03- 04		827 ATS													
	500 TBX 4x4 Aut.(Man. Hand Brake)	02		827 ATS													
	500 TRV 4x4	03- 04	758 ATS*	758 ATS										▲	▲	△	△
	500 TRV 4x4	05-	822 ATS*	822 ATS										▲	▲	△	△
	500 TRV 4x4 (Man. Hand Brake)	03- 04		827 ATS													
TRV	550	09-	822 ATS*	822 ATS										△	△	△	△
	650 H1 4x4 Aut.	05-	822 ATS*	822 ATS										▲	▲	△	△
	650 V2 4x4 Aut.	05-	822 ATS*	822 ATS										▲	▲	△	△
	650 V2 4x4 Aut. LE	05-	822 ATS*	822 ATS										▲	▲	△	△
TRV	700	09-	822 ATS*	822 ATS										△	△	△	△
	1000 Thundercat	09-	822 ATS*	822 ATS										△	△	△	△
TRV	1000	09-	822 ATS*	822 ATS										△	△	△	△

ARMSTRONG

MX	500	86-	519 SI											▲		△	
MX	600	86-	519 SI											▲		△	

ALWAYS choose quality as **"RECOMMENDED"** / Choisissez **TOUJOURS** la qualité **"RECOMMANDÉE"**.

* = 2 sets required / 2 jeux pour l'Avant.

△ = Available quality / Qualité disponible. ▲ = Available quality mit ABE / Qualité disponible avec ABE.

▲ = Mit ABE vorne und hinten. TÜV-Abnahme entfällt (gilt nur für Scheibenbremsbeläge).



RECOMMENDED

1xx = Scooter Pads
5xx = Street, Off Road & Racing Pads
2xxx = Brake Shoes

STREET

STREET EXCEL

CARBON TECH

MAXI SINTER

OFF ROAD

RACING OFF ROAD

RACING ROAD RACING

			HF	HF	HS	LS	CT	CT	MS	MS	SI	SI	RSI	RSI	DC	RS	
ASPES																	
	125 Sintesi	88-	601 HF	519 HF													
	125 Yuma	76-	560 HF														
ATALA																	
	25 Carosello	97-	123 HF														
AT10	25	97-	114 HF														
	50 Carosello	97-	123 HF														
	50 Hacker	95-	123 HF	2181													
	50 Skeggia	98-	114 HF														
AT10	50	97-	114 HF														
	125 Hacker	98-	123 CT														
ATK																	
	all models	94	611 SI	611 SI													
ATK	250 CC,MX	91 - 92	601 HF	519 SI*													
ATK	350 ES CC,MX,STD	91 - 92	601 HF	519 SI*													
ATK	350 GS	93-	519 SI	519 SI*													
ATK	406 CC,MX	91 - 92	601 HF	519 SI													
ATK	560	84- 85	519 SI	2122													
ATK	560	86	519 SI	532 HF													
ATK	560	87 - 88	519 SI	559 HF													
ATK	560	89 - 91	601 HF	607 HF													
ATK	604	91 -	601 HF	607 HF													
ATK	604 ES CC,MX,STD	91 - 92	601 HF	519 SI													
ATK	604 Quadracer	90 -	601 HF	607 HF													
ATK	640	93 -	519 SI	519 SI*													
BAOXIN																	
BX	125 L	97 -	691 HF														
BARIGO																	
	Scooter electric	97 -	105 HF	2028													
BATAVUS																	
	Grand Prix	80 -	546 HF														
BENELLI																	
	50 49X (Quattro Nove)	08 -	141 HF														
	50 Chrono	92 - 93	109 HF	2012													
	50 Chrono	94 -	123 HF	2012													
	50 Devil	92	601 HF	595 HF													
	50 Naked	02 -	143 HF	2028													
	50 Nemo, Quadra	94 -	123 HF	2012													
	50 Pepe	99 -	123 HF	2012													
	50 Spring	92	601 HF	595 HF													
491	50 GT, Sport	98 -	123 HF	2012													
491	50 Naked	99 -	123 HF	2012													
491	50 Racing	99 -	123 HF	123 HF													
491	50 RR, -GP	00 -	123 HF	123 HF													
491	50 ST	01 -	123 HF	2012													
491	50 Superbike	99 -	123 HF	123 HF													
K2	50 Air	98 -	123 HF	123 HF													
K2	50 LC	99 -	123 HF	123 HF													
K2	50 Namur	99 -	123 HF	123 HF													
KB-X	50 Race		619 HF														
	100 Naked	02 -	123 HF														
K2	100 Biposto	99 -	123 HF														
LX	100 Pepe	02 -	123 HF	2028													
	124 T	83 -	519 HF														
	125 2CE	76 - 78	519 HF														
	125 Adiva	00 -	123 CT	166 CT													
	125 Caffenero Left/Rear	08 -	197 CT	197 CT													
	125 Caffenero Right	08 -	134 CT														
	125 Custom	85	519 HF														
	125 Jarno	89	601 HF*	519 HF													
	125 Macis	10 -	197 CT	197 CT													
	125 Sport		519 HF														
	125 T	76 -	519 HF														
	125 TT		519 HF														
	125 Velvet, Velvet Touring	99 -	123 CT	164 CT													
666	125 Born in Hell	98 -	706 HF	697 HF													
BX	125	89	601 HF	519 SI													

ALWAYS choose quality as **"RECOMMENDED"** / Choisissez **TOUJOURS** la qualité **"RECOMMANDÉE"**.

* = 2 sets required / 2 jeux pour l'Avant.

△ = Available quality / Qualité disponible. ▲ = Available quality mit ABE / Qualité disponible avec ABE.

▲ = Mit ABE vorne und hinten. TÜV-Abnahme entfällt (gilt nur für Scheibenbremsbeläge).



RECOMMENDED

1xx = Scooter Pads
5xx = Street, Off Road & Racing Pads
2xxx = Brake Shoes



STREET



STREET EXCEL



CARBON TECH



MAXI SINTER



OFF ROAD



RACING OFF ROAD



RACING ROAD RACING



BENELLI

				HF	HF	HS	LS	CT	CT	MS	MS	SI	SI	RSI	RSI	DC	RS
BXK	125	88	519 HF	559 HF	△	△											
E	125 L.C.	85	519 HF		△												
	150 Adiva	00-	123 CT	166 CT	▲	▲		△	△		▲						
	150 Macis	10-	197 CT	197 CT	△	△		△	△	△	△						
	150 Velvet, Velvet Touring	00-	123 CT	164 CT	△	△		△	△								
	250 2CE		519 HF		▲												
	250 Caffenero Left/Rear	08-	197 MS	196 MS	△	△		△	△	△	△						
	250 Caffenero Right	08-	134 MS		△			△		△							
	250 Disc	76-	519 HF		△												
	250 Velvet, Velvet Touring	99-	123 CT	164 CT	▲	▲		△	△								
	254	83	532 HF		△												
	304	83-	519 HF		△												
	350 4T Turismo		519 HF	506 HF	△	△											
	354	78- 82	519 HF*	506 HF	△	△											
	354 Sport	83-	519 HF*	519 HF	△	△											
	400 Velvet Dusk	03-	120 CT	123 CT	△	△		△	△	△							
BX	449 Cross	07-	671 RSI	675 RSI	▲	▲						▲	▲	△	△		
BX	449 Supermotard	08-	762 RS	675 RSI	△	△							△		△		△
	500 -4	76-	519 HF*		△												
	500 4T	- 76	519 HF	506 HF	△	△											
BX	505 Enduro	08-	671 SI	675 SI	△	△						△	△	△	△		
	654 Sport	83	519 HF*	519 HF	△	△											
	750 Sei	75-	506 HF*		▲												
	756 Cue	07- 09	762 HS*	730 LS	▲	▲	▲	▲									
	756 Cue	10-	706 HS*	730 LS	▲	▲	▲	▲									
	899 Trek	07-	706 HS*	730 LS	▲	▲	▲	▲									
TnT	899	07-	706 HS*	730 LS	▲	▲	▲	▲									
TnT	899 Century Racer	11-	762 HS*	730 LS	△	△	△	△									
	900 Sei	81-	554 HF*		△												
	900 Sei	84-	506 HF*	506 HF	△	△											
	900 Tornado 3	00- 02	706 HS*	519 LS	△	△	△	△									
	900 Tornado TRE	03-	762 HS*	730 LS	▲	▲	▲	▲									
	900 Tornado TRE RS (Rad.cal)	04-	762 HS*	730 LS	△	△	△	△								△	△
TnT	1100	04	706 HS*	519 LS	△	△	△	△									
TnT	1130	05-	706 HS*	730 LS	▲	▲	▲	▲									
TnT	1130 Cafe Racer	05-	762 HS*	730 LS	▲	▲	▲	▲									
TnT	1130 Century Racer	11-	762 HS*	730 LS	△	△	△	△									
TnT	1130 Officine	07-	762 HS*	730 LS	▲	▲	▲	▲									
TnT	1130 Sport	05-	762 HS*	730 LS	▲	▲	▲	▲									
TnT	1130 Titanium	05-	762 HS*	730 LS	▲	▲	▲	▲									
TnT	1130 Trek	06-	706 HS*	730 LS	▲	▲	▲	▲									
TnT	1130 Trek Amazonas	07-	706 HS*	730 LS	▲	▲	▲	▲									

BETA

	AJP Caliper incl. pin/spring		188 HF		△												
ALP		90	595 HF	607 HF	△	△											
MG		83-	532 HF		△												
SR	34	89	559 HF	636 HF	△	△											
TR	34	92-	672 HF	636 HF	△	△											
TR	36	92-	672 HF	636 HF	△	△											
	50 Ark AirCooled	99- 01	123 HF		▲			△									
	50 Ark AirCooled	02-	123 HF		▲			△									
	50 Ark K Series	97-	123 HF	123 HF	▲	▲		△	△								
	50 Ark LC	99-	123 HF	123 HF	▲	▲		△	△								
	50 Chrono 13	94-	123 HF	2012	△			△									
	50 Crono 502	97-	138 HF		▲			△									
	50 Eikon	99-	105 HF	105 HF	▲	▲		△	△								
	50 Eikon	04-	123 HF	152 HF	△	△		△	△		△						
	50 ProRace 12/10	04-	803 HF	803 HF	△	△											
	50 Quadra	95- 96	123 HF	2012	▲			△									
	50 Quadra	97-	138 HF		▲			△									
	50 Rev	00-	559 HF	559 HF	△	△											
	50 Squirrel	83-	532 HF		△												
	50 Super Trial	92	559 HF	636 HF	△	△											
	50 Techno	96-	105 HF	105 HF	△	△		△	△								
	50 Tempo	92- 96	105 HF	2012	△			△									
	50 Tempo	97- 98	138 HF		▲			△									
	50 Tempo	99	123 HF		△			△									
	50 Tempo (13" wheels)	00-	123 HF		△			△									
	50 Tempo (16" wheels)	00-	123 HF		△			△									
AE	50 Four Twin	88-	595 HF		△												
ALP	50	91-	595 HF	607 HF	△	△											

ALWAYS choose quality as **"RECOMMENDED"** / Choisissez **TOUJOURS** la qualité **"RECOMMANDÉE"**.

* = 2 sets required / 2 jeux pour l'Avant.

△ = Available quality / Qualité disponible. ▲ = Available quality mit ABE / Qualité disponible avec ABE.

▲ = Mit ABE vorne und hinten. TÜV-Abnahme entfällt (gilt nur für Scheibenbremsbeläge).



RECOMMENDED

1xx = Scooter Pads
5xx = Street, Off Road & Racing Pads
2xxx = Brake Shoes

STREET

STREET EXCEL

CARBON TECH

MAXI SINTER

OFF ROAD

RACING OFF ROAD

RACING ROAD RACING

BETA			RECOMMENDED		STREET		STREET EXCEL		CARBON TECH		MAXI SINTER		OFF ROAD		RACING OFF ROAD		RACING ROAD RACING	
					HF	HF	HS	LS	CT	CT	MS	MS	SI	SI	RSI	RSI	DC	RS
KR	50	86- 87	519 HF		△													
KR	50 Twin	88	519 HF	519 HF	△	△												
MX	50 Enduro	92	607 HF	636 HF	△	△												
RR	50 Enduro	99-	148 HF	105 HF	▲	▲			△	△								
RR	50 Enduro	10-	168 HF	199 HF	△	△			△	△								
RR	50 Enduro Alu	04- 07	120 HF		△				△		△							
RR	50 Pro Race	98-	148 HF	105 HF	△	△			△	△								
RR	50 Standard	99-	148 HF	105 HF	△	△			△	△								
RR	50 Supermotard	99- 03	148 HF	105 HF	△	△			△	△								
RR	50 Supermotard	04- 07	105 HF	105 HF	△	△			△	△								
RR	50 Supermotard	08-	168 HF	199 HF	△	△			△	△								
RR	50 Supermotard Alu	04- 05	120 HF		△				△		△							
RV	50	88	595 HF		△													
RX	50	84	605 HF		△													
ST	50	97-	559 HF	559 HF	△	△												
VRS	50	86-	595 HF		△													
	80 EVO	09-	802 HF		△													
	80 EVO Junior	10-	559 HF	559 HF	△	△									△	△		
	80 Rev	00-	559 HF	559 HF	△	△												
	125 Eikon	99- 03	105 CT	105 CT	▲	▲			△	△								
	125 Eikon	04-	123 CT	152 CT	△	△			△	△		△						
	125 EVO	09-	802 HF		△													
	125 Jonathan	99-	566 HF	675 HF	△	△												
	125 M4	06-	774 HF	861 HF	▲	▲												
	125 Rev 3	00-	802 HF	802 HF	△	△												
	125 TS, Custom	83-	560 HF		△													
	125 Urban	10-	774 HF	861 HF	△	△												
ALP	125	99-	559 RSI	559 RSI	▲	▲									△	△		
ALP	125 4-stroke	00- 05	559 RSI	559 RSI	▲	▲									△	△		
ALP	125 4-stroke	06-	774 HF	861 HF	▲	▲												
RR	125 Enduro	10-	774 HF	861 HF	△	△												
RR	125 Supermotard	08-	774 HF	861 HF	△	△												
RX	125	84-	605 HF		△													
TR	125 32,33	86- 87	595 HF		△													
TR	125 34	88	595 HF	607 HF	△	△												
TR	125 34,35	89- 90	559 RSI	559 RSI	△	△									△	△		
TRIAL	125	97-	559 RSI	636 HF	△	△									△			
	150 Eikon	99- 03	105 CT	105 CT	▲	▲			△	△								
	150 Eikon	04-	123 CT	152 CT	△	△			△	△		△						
R	150	10-	814 HF		△													
	200 EVO	09-	802 HF		△													
	200 Urban	10-	774 HF	861 HF	△	△												
ALP	200 4-stroke	00- 05	559 RSI	559 RSI	▲	▲									△	△		
ALP	200 4-stroke	06-	774 HF	861 HF	▲	▲												
	240 Super Trial	92	559 RSI	636 HF	△	△									△			
ALP	240	92	559 RSI	636 HF	▲	▲									△			
ALP	240	96-	559 RSI	519 RSI	▲	▲									△	△		
TR	240 33	86- 88	595 HF		△													
	250 Eikon	99-	105 CT	105 CT	△	△			△	△								
	250 EVO (2 stroke & 4 stroke)	09-	802 HF		△													
	250 Rev 3	00-	802 HF	802 HF	△	△												
	250 Techno	96-	559 RSI	559 RSI	△	△									△	△		
	250 Techno	99-	559 RSI	559 RSI	△	△									△	△		
	250 Zero	91-	559 RSI	636 HF	△	△									△			
ALP	250	92	559 RSI	636 HF	▲	▲									△			
ALP	250	97-	559 RSI	559 RSI	▲	▲									△	△		
CR	250	83-	519 SI		▲								▲		△			
RR	250 Enduro	05-	694 SI	790 SI	▲								▲	▲	△	△		
	260 Synt	92	595 HF	636 HF	△	△												
	260 Zero	91-	559 RSI	636 HF	△	△									△			
ALP	260	96-	559 RSI	519 RSI	▲	▲									△	△		
TR	260 34	86- 88	595 HF	607 HF	△	△												
TR	260 34,35,ZERO	89- 92	559 RSI	636 HF	△	△									△			
	270 Rev 3	00-	802 HF	802 HF	△	△												
	290 EVO	09-	802 HF		△													
	300 EVO	09-	802 HF		△													
	350 4.0 Motard	04-	566 RSI	574 RSI	△	△	△							△	△	△		
	350 Euro	99-	566 HF	675 HF	△	△												
	350 Jonathan	02-	566 HF	675 HF	△	△												
	350 M4	06-	566 HF	861 HF	▲	▲	▲											
ALP	350 4.0	04- 05	774 HF	574 RSI	▲	▲								▲		△		
ALP	350 4.0	06-	774 HF	861 HF	▲	▲												

ALWAYS choose quality as "RECOMMENDED" / Choisissez TOUJOURS la qualité "RECOMMANDÉE".

* = 2 sets required / 2 jeux pour l'Avant.

△ = Available quality / Qualité disponible. ▲ = Available quality mit ABE / Qualité disponible avec ABE.

▲ = Mit ABE vorne und hinten. TÜV-Abnahme entfällt (gilt nur für Scheibenbremsbeläge).



RECOMMENDED

1xx = Scooter Pads
5xx = Street, Off Road & Racing Pads
2xxx = Brake Shoes



STREET

EXCEL

CARBON TECH

MAXI SINTER

OFF ROAD

RACING OFF ROAD

RACING ROAD RACING

HF HF HS LS CT CT MS MS SI SI RSI RSI DC RS

			RECOMMENDED		STREET		STREET EXCEL		CARBON TECH		MAXI SINTER		OFF ROAD		RACING OFF ROAD		RACING ROAD RACING	
BETA					HF	HF	HS	LS	CT	CT	MS	MS	SI	SI	RSI	RSI	DC	RS
RR	400 Enduro	05-	694 SI	790 SI	▲								▲	▲	△	△		
RR	450 Enduro	05-	694 SI	790 SI	▲								▲	▲	△	△		
	500 GS, RV	84-	519 HF		△													
RR	525 Enduro	05-	694 SI	790 SI	▲								▲	▲	△	△		
BIMOTA																		
	all models	82- 88	506 HF*	506 HF	△	△												
	Furano	92-	566 HF*	519 HF	△	△												
1D	Tesi	93-	566 HF*	519 HF	△	△												
SB3	D	83-	506 HF*	506 HF	▲	▲												
YB7	400	89	566 HF*	519 HF	△	△												
	500 Vdue	97-	566 HF*	519 HF	△	△	△	△									△	△
	600 Bellaria	91-	566 HF*	519 HF	△	△												
YB9	600 SRI	97-	566 HF*	519 HF	△	△	△	△									△	△
	650 Supermono	97-	566 HF*	519 HF	△	△	△	△									△	△
SB7	750	96-	566 HF*	519 HF	△	△												
YB4	750	89	566 HF*	519 HF	△	△												
1D	851 Tesi	91-	566 HF*	519 HF	△	△												
	900 Mantra	97-	566 HF*	519 HF	△	△												
DB2	900	92-	566 HF*	519 HF	△	△												
DB4	900	99-	706 HS*	519 LS	▲	▲	▲	▲										
1D	906 Tesi	91-	566 HF*	519 HF	△	△												
2D	1000 Tesi	04- 06	566 HS*	519 LS	△	△	△	△										
DB5	1000 Mille (Rad.cal)	05-	762 HS*	730 LS	▲	▲	▲	▲									△	△
DB5	1000 S (Rad.cal)	07-	762 HS*	730 LS	▲	▲	▲	▲									△	△
DB6	1000 Delirio (Rad.cal)	07-	762 HS*	730 LS	▲	▲	▲	▲										
SB8	1000 R	98-	706 HS*	519 LS	▲	▲	▲	▲									△	△
SB8K	1000	06-	706 HS*	519 LS	▲	▲	▲	▲									△	△
SB8K	1000 Santamonica	07-	762 HS*	519 LS	▲	▲	▲	▲									△	△
YB11	1000	97-	566 HF*	519 HF	△	△	△	△									△	△
YB6	1000	89	566 HF*	519 HF	△	△												
YB8	1000	90	566 HF*	519 HF	△	△												
	1002 Dieci	91-	566 HF*	519 HF	△	△												
DB7	1098 (Rad.cal)	08	762 HS*	730 LS	△	△	△	△									△	△
DB7	1099 (Rad.cal)	09-	841 HS*	519 LS	△	△	△	△									△	△
3D	1100 Tesi (Rad.cal)	07-	762 HS*	730 LS	▲	▲	▲	▲									△	△
DB6R	1100 Delirio (Rad.cal)	08-	762 HS*	730 LS	▲	▲	▲	▲										
SB6	1100	97-	566 HF*	519 HF	△	△	△	△									△	△
DB8	1198 (Rad.cal)	10-	841 HS*	730 LS	△	△	△	△									△	△
BLATA																		
	125 Enduro	07-	821 HS	559 HF		▲	▲											
	125 Motard	07-	821 HS	559 HF		▲	▲											
BMW																		
	125 C1	00-	176 CT	175 CT	▲	▲			△	△								
	200 C1	02-	176 CT	175 CT	▲	▲			△	△								
G	450 SMR	09-	762 RS	791 RSI	△	△											△	△
G	450 X	08-	671 SI	791 SI	▲								▲	▲	△	△		
R45	450	78- 80	527 HF*	2139	▲													
R45	450	80-	527 HF*	2140	▲													
R60	600 Series	74- 80		2139														
R60/7	600	76- 77	520 HF	2139	▲													
F	650 , ST	94- 00	674 HF	675 HF	▲	▲												
F	650 CS Scarver	02- 06	674 HS	675 LS	▲	▲	▲	▲										
F	650 GS	08-	674 HS	675 LS	▲	▲	▲	▲										
F	650 GS Dakar	01- 07	674 HF	675 HF	▲	▲												
F	650 GS, Rallye	01- 07	674 HF	675 HF	▲	▲												
G	650 GS	09-	674 HS	675 LS	△	△	△	△										
G	650 Xchallenge	07-	674 HS	675 LS	▲	▲	▲	▲										
G	650 Xcountry	07-	674 HS	675 LS	▲	▲	▲	▲										
G	650 Xmoto	07-	706 HS	675 LS	▲	▲	▲	▲										
R65	650	78- 80	527 HF	2139	▲													
R65	650	80-		2140														
R65	650	86-		2140														
R65	650 GS	87-	506 HF	2140	▲													
R65	650 GS	91-	506 HS		▲		▲											
R65	650 LS	82-	506 HF*	2141	▲													
R65/1	650	86-	554 HF*	506 HF	▲	▲												
R70	700 Series	74- 80		2139														
K75	750	90	640 HS	506 LS	▲	▲	▲	▲										
K75	750 C	85-	506 HF*	2140	▲													

ALWAYS choose quality as **"RECOMMENDED"** / Choisissez **TOUJOURS** la qualité **"RECOMMANDÉE"**.

* = 2 sets required / 2 jeux pour l'Avant.

△ = Available quality / Qualité disponible. ▲ = Available quality mit ABE / Qualité disponible avec ABE.

▲ = Mit ABE vorne und hinten. TÜV-Abnahme entfällt (gilt nur für Scheibenbremsbeläge).



RECOMMENDED

1xx = Scooter Pads
5xx = Street, Off Road & Racing Pads
2xxx = Brake Shoes

STREET



STREET EXCEL



CARBON TECH



MAXI SINTER



OFF ROAD



RACING OFF ROAD



RACING ROAD RACING



BMW			1xx	5xx	2xxx	HF	HF	HS	LS	CT	CT	MS	MS	SI	SI	RSI	RSI	DC	RS
K75	750 RT	91-	640 HS*	506 LS		▲	▲	▲	▲										
K75	750 S, C	85-	506 HF*	506 HF		▲	▲												
R75	750	86-		2140															
R75/6	750	74- 76	520 HF	2139		▲													
R75/7	750	76- 77	520 HF	2139		▲													
	800 Touring	87-		2140															
F	800 GS	08-	674 HS*	675 LS		▲	▲	▲	▲										
F	800 R	09-	706 HS*	675 LS		▲	▲	▲	▲										
F	800 S	06-	706 HS*	675 LS		▲	▲	▲	▲										
F	800 ST	06-	706 HS*	675 LS		▲	▲	▲	▲										
F	800 ST Touring	11-	706 HS*	675 LS		△	△	△	△										
R80	800	- 81		2139															
R80	800	85	506 HF	2140		▲													
R80	800	86-		2140															
R80	800 G/S P.-D.	86	506 HF	2140		▲													
R80	800 GS	81-	506 HF	2140		▲													
R80	800 GS	91-	506 HS	2140		▲		▲											
R80	800 GS Mystic	91-	554 HS*	2140		▲		▲											
R80	800 GS Paris Dakar	88-	554 HS			▲		▲											
R80	800 R	91-	644 HS*	506 LS		▲	▲	▲	▲										
R80	800 R	93-	640 HS	2143		▲		▲											
R80	800 RT	83	506 HF*	2140		▲													
R80	800 RT	85	554 HF*	2140		▲													
R80/7	800	77- 78	520 HF	2139		▲													
R80/7	800	79- 81	520 HF	506 HF		▲	▲												
R	850 C	99-	703 HS*	742 LS		▲	▲	▲	▲										
R	850 GS	99-	703 HS*	742 LS		▲	▲	▲	▲										
R	850 R	96-	703 HS*	742 LS		▲	▲	▲	▲										
R	850 R	03-	778 HS*	742 LS		▲	▲	▲	▲										
R	850 RT	98- 00	703 HS*	675 LS		▲	▲	▲	▲										
R	850 RT With Integral ABS	01-	796 HS*	742 LS		▲	▲	▲	▲										
R90	900 S	73- 76	520 HF*	2139		▲													
R90	900 Series	74- 80		2139															
R90/6	900	73- 76	520 HF	2139		▲													
K1	1000	89	644 HS*	506 LS		▲	▲	▲	▲										
K100	1000 LT	87	506 HF*	506 HF		▲	▲												
K100	1000 LT	92-	644 HS*	506 LS		▲	▲	▲	▲										
K100	1000 LT ABS	89	640 HS*	506 LS		▲	▲	▲	▲										
K100	1000 RS	90-	644 HS*	506 LS		▲	▲	▲	▲										
K100	1000 RS ABS	88- 89	640 HS*	506 LS		▲	▲	▲	▲										
K100	1000 RS, RT	83-	506 HF*	506 HF		▲	▲												
R100	1000	- 81		2139															
R100	1000	81-	506 HF*	506 HF		▲	▲												
R100	1000 all models	81-		2140															
R100	1000 CS,RS, RT	81-	506 HF*	506 HF		▲	▲												
R100	1000 GS	87-	554 HF	2140		▲													
R100	1000 GS Mystic	91-	554 HS*	2140		▲		▲											
R100	1000 R	91-	644 HS*	506 LS		▲	▲	▲	▲										
R100	1000 R	92-	644 HS*	2143		▲		▲											
R100	1000 RS	76- 77	520 HF*	506 HF		▲	▲												
R100	1000 RS	78- 80	520 HF*	506 HF		▲	▲												
R100	1000 RS	93-	640 HS*	506 LS		▲	▲	▲	▲										
R100	1000 RT	91- 95	554 HS*	2143		▲		▲											
R100	1000 S	76- 77	520 HF*	2139		▲													
R100	1000 S	78- 80	520 HF*	506 HF		▲	▲												
R100	1000 T	79-	520 HF*	506 HF		▲	▲												
R100/7	1000	78- 80	520 HF	2139		▲													
S	1000 RR	09-	870 HS*	675 LS			▲	▲	▲									△	△
K1100	1100 LT/SE	92-	644 HS*	506 LS		▲	▲	▲	▲										
K1100	1100 RS	93-	644 HS*	506 LS		▲	▲	▲	▲										
R	1100 GS	99	703 HS*	742 LS		▲	▲	▲	▲										
R	1100 R	99-	703 HS*	742 LS		▲	▲	▲	▲										
R	1100 RT	95-	703 HS*	742 LS		▲	▲	▲	▲										
R	1100 S	99- 00	703 HS*	742 LS		▲	▲	▲	▲										
R	1100 S With Integral ABS	01-	778 HS*	742 LS		▲	▲	▲	▲										△
R	1100 S Without Integral ABS	01-	796 HS*	742 LS		▲	▲	▲	▲										△
R1100	1100 GS	94-	703 HS*	742 LS		▲	▲	▲	▲										
R1100	1100 RS	93	644 HS*	506 LS		▲	▲	▲	▲										
R1100	1100 RS	94-	703 HS*	506 LS		▲	▲	▲	▲										
R	1150 GS	00- 01	703 HS*	742 LS		▲	▲	▲	▲										
R	1150 GS, GS Adventurer	02-	796 HS*	742 LS		▲	▲	▲	▲										
R	1150 R	01-	778 HS*	742 LS		▲	▲	▲	▲										

ALWAYS choose quality as "RECOMMENDED" / Choisissez **TOUJOURS** la qualité "RECOMMANDÉE".

* = 2 sets required / 2 jeux pour l'Avant.

△ = Available quality / Qualité disponible. ▲ = Available quality mit ABE / Qualité disponible avec ABE.

▲ = Mit ABE vorne und hinten. TÜV-Abnahme entfällt (gilt nur für Scheibenbremsbeläge).



RECOMMENDED

1xx = Scooter Pads
5xx = Street, Off Road & Racing Pads
2xxx = Brake Shoes



STREET



STREET EXCEL



CARBON TECH



MAXI SINTER



OFF ROAD



RACING OFF ROAD



RACING ROAD RACING



BMW					HF	HF	HS	LS	CT	CT	MS	MS	SI	SI	RSI	RSI	DC	RS
R	1150 R Rockster	03-	778 HS*	742 LS	▲	▲	▲	▲										
R	1150 RS	01-	778 HS*	742 LS	▲	▲	▲	▲										
R	1150 RT With Integral ABS	01-	796 HS*	742 LS	▲	▲	▲	▲										
	1200 HP2 Enduro	06-	674 HS*	671 LS	▲	▲	▲	▲										
	1200 HP2 Megamoto	07-	796 HS*	742 LS	▲	▲	▲	▲										
	1200 HP2 Sport	08-	841 HS*	671 LS		▲	▲	▲									△	△
K	1200 GT With Integral ABS	02- 07	796 HS*	506 LS	▲	▲	▲	▲										
K	1200 GT With Integral ABS	08	796 HS*	671 LS	▲	△	▲	△										
K	1200 LT	99- 00	703 HS*	746 HF	▲	▲	▲											
K	1200 LT With Integral ABS	01-	778 HS*	746 HF	▲	▲	▲											
K	1200 R	05- 08	778 HS*	742 LS	▲	▲	▲	▲										△
K	1200 R Sport	07-	778 HS*	742 LS	▲	▲	▲	▲										△
K	1200 RS	97- 00	703 HS*	506 LS	▲	▲	▲	▲										
K	1200 RS	01- 02	796 HS*	506 LS	▲	▲	▲	▲										
K	1200 RS	03-	796 HS*	506 LS	▲	▲	▲	▲										
K	1200 S	05- 08	796 HS*	742 LS	▲	▲	▲	▲										
R	1200 C	98- 02	703 HS*	742 LS	▲	▲	▲	▲										
R	1200 C Classic	03- 04	778 HS*	742 LS	▲	▲	▲	▲										
R	1200 C Independent	03-	778 HS*	742 LS	▲	▲	▲	▲										
R	1200 C Montauk	04-	778 HS*	742 LS	▲	▲	▲	▲										
R	1200 CL	03-	778 HS*	746 HF	▲	▲	▲											
R	1200 GS	04-	796 HS*	742 LS	▲	▲	▲	▲										
R	1200 GS Tripple Black	11-	796 HS*	742 LS	△	△	△	△										
R	1200 R	07-	778 HS*	742 LS	▲	▲	▲	▲										
R	1200 RT	06-	796 HS*	742 LS	▲	▲	▲	▲										
R	1200 S	06-	796 HS*	742 LS	▲	▲	▲	▲										
R	1200 ST	06-	796 HS*	742 LS	▲	▲	▲	▲										
K	1300 GT	09-	796 HS*	742 LS	▲	▲	▲	▲										
K	1300 R	09-	778 HS*	742 LS	▲	▲	▲	▲										△
K	1300 R Dynamic	11-	778 HS*	742 LS	△	△	△	△										△
K	1300 S	09-	796 HS*	742 LS	▲	▲	▲	▲										
K	1600 GT	11-	778 HS*	742 LS	△	△	△	△										
K	1600 GTL	11-	778 HS*	742 LS	△	△	△	△										
BOMBARDIER																		
	50 Quest	03- 04	2048	2041														
DS	50	02- 06	2048	2041														
	90 Quest	03- 04	2048	2041														
DS	90	02- 06	2048	2041														
	200 Rally 2x4	03- 04	544 SI*										▲			△		
	200 Rally 2x4	05- 06	544 SI*	546 SI									▲	▲	△	△		
DS	250 Left/Rear	06	754 SI	754 SI									▲	▲	△	△		
DS	250 Right	06	767 SI										▲		△			
	330 Outlander Left/Rear	04- 06	754 SI	754 SI									▲	▲	△	△		
	330 Outlander Right	03- 06	767 SI										▲		△			
	400 Outlander Left/Rear	03- 06	754 SI	754 SI									▲	▲	△	△		
	400 Outlander Max Left/Rear	03- 06	754 SI	754 SI									△	△	△	△		
	400 Outlander Max Right	03- 06	767 SI										△		△			
	400 Outlander Right	03- 06	767 SI										▲		△			
	500 Quest Left/Rear	02- 06	754 SI	754 SI									▲	▲	△	△		
	500 Quest Right	02- 06	767 SI										▲		△			
	500 Traxter 4x4	99- 00	730 HF*	730 HF	▲	▲												
	500 Traxter 4x4 Left/Rear	01- 06	754 SI	767 SI									▲	▲	△	△		
	500 Traxter 4x4 Right	01- 06	767 SI										▲		△			
	500 Traxter Max Left/Rear	03- 05	754 SI	767 SI									△	△	△	△		
	500 Traxter Max Right	03- 05	767 SI										△		△			
	650 Quest Left/Rear	02- 06	754 SI	754 SI									▲	▲	△	△		
	650 Quest Max Left/Rear	03- 06	754 SI	767 SI									△	△	△	△		
	650 Quest Max Right	03- 06	767 SI										△		△			
	650 Quest Right	02- 06	767 SI										▲		△			
	650 Traxter Max Left/Rear	03- 05	754 SI	767 SI									△	△	△	△		
	650 Traxter Max Right	03- 05	767 SI										△		△			
DS	650 Left/Rear	01- 06	754 SI	754 SI									▲	▲	△	△		
DS	650 Right	01- 06	767 SI										▲		△			
	800 Outlander Left/Rear	06	754 SI	754 SI									▲	▲	△	△		
	800 Outlander Right	06	767 SI										▲		△			
	800 Outlander XT Left/Rear	06	754 SI	754 SI									▲	▲	△	△		
	800 Outlander XT Right	06	767 SI										▲		△			
BORILE																		
B	500 CR, MT	02-	566 HF	675 HF	△	△												

ALWAYS choose quality as **"RECOMMENDED"** / Choisissez **TOUJOURS** la qualité **"RECOMMANDÉE"**.

* = 2 sets required / 2 jeux pour l'Avant.

△ = Available quality / Qualité disponible. ▲ = Available quality mit ABE / Qualité disponible avec ABE.

▲ = Mit ABE vorne und hinten. TÜV-Abnahme entfällt (gilt nur für Scheibenbremsbeläge).



RECOMMENDED

1xx = Scooter Pads
5xx = Street, Off Road & Racing Pads
2xxx = Brake Shoes

STREET

STREET EXCEL

CARBON TECH

MAXI SINTER

OFF ROAD

RACING OFF ROAD

RACING ROAD RACING

			HF	HF	HS	LS	CT	CT	MS	MS	SI	SI	RSI	RSI	DC	RS	
BS VILLA																	
AX	50	93-	111 HF	2012	△			△									
GZ	50	93-	111 HF	2012	△			△									
ZX	50	93-	115 HF	2057	△			△									
BUELL																	
	all models	94- 97	658 HF	692 HF	△	△		△	△								
	500 Blast	01- 09	627 HF	614 HF	△	△		△	△								
XB9R	984 Firebolt	02- 10	795 HS	614 LS	▲	▲		▲	▲								△
XB9S	984 Lightning	03- 10	795 HS	614 LS	▲	▲		▲	▲								△
XB9SX	984 CityX	05- 10	795 HS	614 LS	▲	▲		▲	▲								△
	1125 CR	09- 10	856 HS	857 LS				▲	▲								△
	1125 R	08- 10	856 HS	857 LS				▲	▲								△
M2	1200 Cyclone	98- 02	676 HS	614 LS	▲	▲		▲	▲								
RS	1200		658 HF	692 HF	△	△		△	△								
S1	1200 Lightning	98- 02	676 HS	614 LS	▲	▲		▲	▲								
S1	1200 Whitelightning	98- 02	676 HS	614 LS	▲	▲		▲	▲								
S3	1200 Thunderbolt	98- 02	676 HS	614 LS	▲	▲		▲	▲								
X1	1200 Lightning	01- 02	676 HS	614 LS	▲	▲		▲	▲								
XB12R	1200 Firebolt	04- 08	795 HS	614 LS	▲	▲		▲	▲								△
XB12R	1200 Firebolt	09- 10	856 HS	614 LS	▲	▲		▲	▲								△
XB12S	1200 Lightning	04- 08	795 HS	614 LS	▲	▲		▲	▲								△
XB12Scg	1200 Lightning	06- 08	795 HS	614 LS	▲	▲		▲	▲								
XB12Scg	1200 Lightning	09- 10	856 HS	614 LS				△	△								
XB12Ss	1200 Lightning Long	06- 08	795 HS	614 LS	▲	▲		▲	▲								△
XB12Ss	1200 Lightning Long	09- 10	856 HS	614 LS				▲	▲								
XB12STT	1200 Super TT	07- 10	795 HS	614 LS	▲	▲		▲	▲								
XB12X	1200 Ulysses	06- 10	795 HS	614 LS	▲	▲		▲	▲								
BULTACO																	
	50 Astro	01-	148 HF	105 HF	△	△		△	△								
	50 Lobito	99-	148 HF	105 HF	△	△		△	△								
CAGIVA																	
	AJP Caliper incl. pin/spring		188 HF		△												
	50 Blues	89	108 HF	106 HF	△	△		△	△		△						
	50 City	92- 94	115 HF	2012	△			△									
	50 City	95-	140 HF	2012	▲			△									
	50 City	08-	111 HF		△			△									
	50 Cocis	88-	138 HF	106 HF	△	△		△	△								
	50 Cocis	89	519 HF	519 HF	△	△											
	50 Corsa	98-	105 HF		△			△									
	50 Cucciolo	97-	138 HF		△			△									
	50 Lucky Explorer	88-	519 HF	574 HF	▲	▲							▲	▲	△		
	50 Mantis	99-	105 HF	2181	△			△									
	50 Mito	99-	103 HF	105 HF	△	△		△	△								
	50 Nag	08-	141 HF		△			△									
	50 Nuvola	00-	138 HF		△			△									
	50 Prima	92-	519 HF	519 HF	△	△											
	50 Prima	93-	672 HF	680 HF	△	△											
	50 Progress	98-	105 HF		△			△									
	50 Super City	93-	641 HF	519 HF	△	△											
	50 Supercity	92	519 HF	519 HF	△	△											
	50 W 4	92	519 HF	519 HF	△	△											
WMX	50	89-	608 HF	651 HF	△	△											
	80 City	93-	126 HF	117 HF	△	△		△	△								
	80 Cocis	91-	519 HF	574 HF	△	△											
	80 Prima	92-	672 HF	680 HF	△	△											
	80 Super City	94-	641 HF	519 HF	△	△											
	80 Supercity	92- 93	519 HF	519 HF	△	△											
	80 W 4	92-	519 HF	519 HF	△	△											
LR	80	83-	519 HF		△												
SST	80	83-	519 HF		△												
SXT	80	83-	519 HF		△												
	110 Passing	94-	611 HF		△												
	125 Aletta Electra	83- 86	574 HF		△												
	125 Aletta Electra	87-	519 HF		△												
	125 Aletta Oro		574 HF	574 HF	△	△											
	125 Aletta Oro	86-	519 HF*	519 HF	△	△											
	125 Blues		588 HF	519 HF	△	△											
	125 Blues	93-	519 HF	519 HF	△	△											
	125 Brillo	08-	723 HF		△												
	125 Cross	86-	608 SI	692 SI	▲	▲								▲	▲	△	△

ALWAYS choose quality as "RECOMMENDED" / Choisissez TOUJOURS la qualité "RECOMMANDÉE".

* = 2 sets required / 2 jeux pour l'Avant.

△ = Available quality / Qualité disponible. ▲ = Available quality mit ABE / Qualité disponible avec ABE.

▲ = Mit ABE vorne und hinten. TÜV-Abnahme entfällt (gilt nur für Scheibenbremsbeläge).



RECOMMENDED

1xx = Scooter Pads
5xx = Street, Off Road & Racing Pads
2xxx = Brake Shoes



STREET

EXCEL

CARBON TECH

MAXI SINTER

OFF ROAD

RACING OFF ROAD

RACING ROAD RACING

HF HF HS LS CT CT MS MS SI SI RSI RSI DC RS

1 1 1 1 1 1 1 1 1 1 1 1 1 1 1 1

CAGIVA																			
				HF	HF	HS	LS	CT	CT	MS	MS	SI	SI	RSI	RSI	DC	RS		
125 Cruiser			608 HF	574 HF	△	△													
125 Cruiser	88-		594 HF	519 HF	△	△													
125 Cucciolo	00-		138 CT		△				△										
125 Dakar	86		519 HF		▲								▲		△				
125 E2	86-		574 HF		△														
125 Elefant	81-		574 HF		△														
125 Elefantre	87-		519 HF		▲								▲		△				
125 Enduro	86-		519 HF		▲								▲		△				
125 Freccia	89		608 HF	519 HF	△	△													
125 Freccia C 12 R	91-		641 HF	519 HF	△	△													
125 Mito	91- 92		641 HF	519 HF	△	△													
125 Mito	93-		566 HF	519 HF	△	△													
125 Nuvola	00-		138 CT		△				△										
125 Planet	97-		566 HF	519 HF	▲	▲													
125 Raptor	03-		566 HF	519 HF	△	△	△	△											
125 Roadster	94-		588 HF		△														
125 Roadster	96-		588 HF		△														
125 SST	81-		574 HF		△														
125 Stella	97-		103 CT		△				△										
125 Supercity	92-		608 HF	519 HF	△	△													
125 Tamanaco			608 HF	574 HF	△	△													
125 Tamanaco	89		608 HF	519 HF	△	△													
125 W 8	92- 95		519 HF	519 HF	△	△													
125 W 8	96-		641 HF	692 HF	▲	▲													
125 WSTX Aletta Rossa	83-		574 HF		△														
K7 125	91-		641 HF	519 HF	△	△													
N1 125	96-		641 HF	519 HF	△	△													
N90 125	91-		641 HF	574 HF	△	△													
WMX 125	88		608 SI		▲								▲		△				
WMX 125	89- 90		608 SI	692 SI	▲	▲							▲	▲	△	△			
WMX 125 GP-Replica	86-		519 SI		▲								▲		△				
WRX 125			519 HF		▲								▲		△				
200 Aletta Electra	83-		574 HF		△														
200 Cross	83-		574 HF		△														
200 Elefant	86-		519 HF		▲								▲		△				
200 Roadster	96-		588 HF		△														
250 Cross	86-		608 SI		▲								▲		△				
MXR 250	82-		519 HF		△														
SST 250 Ala Verde	81-		519 HF		△														
WMX 250	88		608 SI		▲								▲		△				
WMX 250	89- 90		608 SI	692 SI	▲	▲							▲	▲	△	△			
WMX 250 GP	82		519 SI		▲								▲		△				
350 Alazzurra	85-		519 HF	519 HF	△	△													
350 Alazzurra	87-		519 HF*	519 HF	△	△													
350 Elefant	86-		594 HF	519 HF	△	△								△		△			
350 W 12	92-		641 HF	519 HF	△	△													
SST 350	83-		519 HF		△														
SST 350 Ala Verde	81-		519 HF		△														
SXT 350 Ala Rosa	82-		519 HF		△														
T4 350 E	87-		519 HF		△														
T4 350 R	87-		519 HF	2026	△														
MXR 400	82-		519 HF		△														
500 Canyon	99-		647 HS	638 LS	△	△	△	△											
500 Mito	07		566 HS	519 LS	▲	▲	▲	▲									△	△	
500 River	00-		566 HF	519 HF	△	△													
MXR 500	82-		519 HF		△														
T4 500 E	87-		519 HF	2026	△														
WMX 500	85- 86		519 SI		▲								▲		△				
WMX 500 Cross	87		519 SI	519 SI	▲	▲							▲	▲	△	△			
SP 525 Mito	08-		566 HS	519 LS	△	△	△	△										△	△
600 Canyon	95-		611 HS	638 LS	▲	▲	▲	▲											
600 River	94-		566 HF	519 HF	△	△													
600 W 16	95-		641 HF	692 HF	▲	▲													
650 Alazzurra			519 HF	519 HF	△	△													
650 Alazzurra	85-		560 HF*	560 HF	△	△													
650 Elefant	86-		594 HF	519 HF	△	△								△		△			
650 Raptor	01-		706 HS*	730 LS	△	△	△	△											
650 V-Raptor	01-		706 HS*	730 LS	△	△	△	△											
750 Elefant	88		519 HF	519 HF	△	△													
750 Elefant Bifaro	90-		594 HF	641 HF	△	△													
750 Lucky Explorer	88		594 HF	519 HF	△	△													
900 Canyon I.E.	97-		647 HS	638 LS	▲	▲	▲	▲											

ALWAYS choose quality as **"RECOMMENDED"** / Choisissez **TOUJOURS** la qualité **"RECOMMANDÉE"**.

* = 2 sets required / 2 jeux pour l'Avant.

△ = Available quality / Qualité disponible. ▲ = Available quality mit ABE / Qualité disponible avec ABE.

▲ = Mit ABE vorne und hinten. TÜV-Abnahme entfällt (gilt nur für Scheibenbremsbeläge).



RECOMMENDED

1xx = Scooter Pads
5xx = Street, Off Road & Racing Pads
2xxx = Brake Shoes

STREET



STREET EXCEL



CARBON TECH



MAXI SINTER



OFF ROAD



RACING OFF ROAD



RACING ROAD RACING



CAGIVA					HF	HF	HS	LS	CT	CT	MS	MS	SI	SI	RSI	RSI	DC	RS
900 Elefant		93-	671 HF*	671 HF	△	△												
900 Elefant I.E.		91-	647 HS	638 LS	△	△	△	△										
900 Gran Canyon		99-	627 HS*	638 LS	▲	▲	▲	▲										
1000 Navigator, T		00-	627 HS*	638 LS	▲	▲	▲	▲										
1000 Raptor		00-	706 HS*	730 LS	▲	▲	▲	▲										
1000 V-Raptor		00-	706 HS*	730 LS	△	△	△	△										
1000 X3 Raptor		04-	762 HS*	730 LS	△	△	△	△										
1000 X-Raptor		03-	762 HS*	730 LS	△	△	△	△										
1000 Xtra Raptor		02-	706 HS*	730 LS	△	△	△	△										
CAN-AM																		
DS 50		07-	2048	2041														
DS 70		08-	2048	2041														
DS 90		07-	2048	2041														
DS 90 X		08-	544 SI*	544 SI									△	△	△	△		
200 ASE		86-	519 SI		▲								▲		△			
250 ASE		86-	519 SI		▲								▲		△			
250 MX LC		86-	519 SI		▲								▲		△			
DS 250		08-	810 SI*	810 SI									△	△	△	△		
350 ASE		86-	519 SI		▲								▲		△			
400 Outlander EFi Left/Rear		09-	754 SI	767 SI									△	△	△	△		
400 Outlander EFi Right		09-	767 SI										△		△			
400 Outlander MAX STD Left/Rear		07-	754 SI	767 SI									△	△	△	△		
400 Outlander MAX STD Right		07-	767 SI										△		△			
400 Outlander MAX XT Left/Rear		07-	754 SI	767 SI									△	△	△	△		
400 Outlander MAX XT Right		07-	767 SI										△		△			
400 Outlander STD Left/Rear		07-	754 SI	767 SI									△	△	△	△		
400 Outlander STD Right		07-	767 SI										△		△			
400 Outlander XT Left/Rear		07-	754 SI	767 SI									△	△	△	△		
400 Outlander XT Right		07-	767 SI										△		△			
406 ASE		87-	519 SI		▲								▲		△			
DS 450		08-		642 SI										△		△		
500 ASE		86-	519 SI		▲								▲		△			
500 MX		86-	519 SI		▲								▲		△			
500 Outlander MAX STD Left/Rear		07-	754 SI	767 SI									△	△	△	△		
500 Outlander MAX STD Right		07-	767 SI										△		△			
500 Outlander MAX XT Left/Rear		07-	754 SI	767 SI									△	△	△	△		
500 Outlander MAX XT Right		07-	767 SI										△		△			
500 Outlander STD Left/Rear		07-	754 SI	767 SI									△	△	△	△		
500 Outlander STD Right		07-	767 SI										△		△			
500 Outlander XT Left/Rear		07-	754 SI	767 SI									△	△	△	△		
500 Outlander XT Right		07-	767 SI										△		△			
500 Renegade Left/Rear		08-	754 SI	767 SI									△	△	△	△		
500 Renegade Right		08-	767 SI										△		△			
560 Sonic		86-	519 SI		▲								▲		△			
650 Outlander MAX STD Left/Rear		07-	754 SI	767 SI									△	△	△	△		
650 Outlander MAX STD Right		07-	767 SI										△		△			
650 Outlander MAX XT Left/Rear		07-	754 SI	767 SI									△	△	△	△		
650 Outlander MAX XT Right		07-	767 SI										△		△			
650 Outlander STD Left/Rear		07-	754 SI	767 SI									△	△	△	△		
650 Outlander STD Right		07-	767 SI										△		△			
650 Outlander XT Left/Rear		07-	754 SI	767 SI									△	△	△	△		
650 Outlander XT Right		07-	767 SI										△		△			
800 Outlander MAX LTD Left/Rear		07-	754 SI	767 SI									△	△	△	△		
800 Outlander MAX LTD Right		07-	767 SI										△		△			
800 Outlander MAX STD Left/Rear		07-	754 SI	767 SI									△	△	△	△		
800 Outlander MAX STD Right		07-	767 SI										△		△			
800 Outlander MAX XT Left/Rear		07-	754 SI	767 SI									△	△	△	△		
800 Outlander MAX XT Right		07-	767 SI										△		△			
800 Outlander STD Left/Rear		07-	754 SI	767 SI									▲	▲	△	△		
800 Outlander STD Right		07-	767 SI										▲		△			
800 Outlander XT Left/Rear		07-	754 SI	767 SI									△	△	△	△		
800 Outlander XT Right		07-	767 SI										△		△			
800 Renegade EFi Left/Rear		07-	754 SI	767 SI									△	△	△	△		
800 Renegade EFi Right		07-	767 SI										△		△			
800 Renegade Left/Rear		08-	754 SI	767 SI									△	△	△	△		
800 Renegade Right		08-	767 SI										△		△			
800 Renegade X Left/Rear		08-	754 SI	767 SI									△	△	△	△		
800 Renegade X Right		08-	767 SI										△		△			
CANNONDALE																		
MX 400		00-	694 RSI	632 RSI	▲	▲							▲	▲	△	△		

ALWAYS choose quality as "RECOMMENDED" / Choisissez TOUJOURS la qualité "RECOMMANDÉE".

* = 2 sets required / 2 jeux pour l'Avant.

△ = Available quality / Qualité disponible. ▲ = Available quality mit ABE / Qualité disponible avec ABE.

▲ = Mit ABE vorne und hinten. TÜV-Abnahme entfällt (gilt nur für Scheibenbremsbeläge).



RECOMMENDED

1xx = Scooter Pads
5xx = Street, Off Road & Racing Pads
2xxx = Brake Shoes



STREET

HF HF



STREET EXCEL

HS LS



CARBON TECH

CT CT



MAXI SINTER

MS MS



OFF ROAD

SI SI



RACING OFF ROAD

RSI RSI



RACING ROAD RACING

DC RS



CANNONDALE

	440 Blaze Left/Rear	03-	754 SI	754 SI															
	440 Blaze Right	03-	767 SI																
	440 Cannibal Left/Rear	03-	754 SI	754 SI															
	440 Cannibal Right	03-	767 SI																
	440 Glamis Left/Rear	03-	754 SI	754 SI															
	440 Glamis Right	03-	767 SI																
	440 Moto Left/Rear	03-	754 SI	754 SI															
	440 Moto Right	03-	767 SI																
	440 Speed Left/Rear	03-	754 SI	754 SI															
	440 Speed Right	03-	767 SI																
C	440 R	03-	694 RSI	632 RSI	▲	▲													
E	440 , A, R	03-	694 RSI	632 RSI	▲	▲													
S	440	03-	566 HF	632 HF	△	△	△												
X	440	03-	694 RSI	632 RSI	▲	▲													

CASAL

RZ	50		532 HF		△														
----	----	--	--------	--	---	--	--	--	--	--	--	--	--	--	--	--	--	--	--

CCM

	450 MX	08-	671 RSI	790 RSI	△														
604	600 RS	01	671 HF	675 HF	△	△													
604E	600 Sport	99- 01	671 SI	675 SI	▲	▲													
604E	600 Supermoto	99- 01	671 SI	675 SI	▲	▲													
C25	600	96- 98	671 SI	675 SI	▲	▲													
	644 DS	02-	671 HF	675 HF	▲	▲													
	644 R30	02-	671 HF	675 HF	▲	▲													

CECTEK

	500 EFI Gladiator	09-	810 HF*	544 HF	△	△													
	500 EFI King Cobra	09-	878 HF*	544 HF	△	△													
	500 EFI Quadrift	09-	878 HF*	544 HF	△	△													
	500 i Estoc	10-	878 HF*	544 HF	△	△													

CIMATTI

	Gringo		532 HF		△														
--	--------	--	--------	--	---	--	--	--	--	--	--	--	--	--	--	--	--	--	--

CPI

	50 Aragon GP	06-	141 HF		▲														
	50 Freaky	07-	141 HF		▲														
	50 GTR	02	120 HF		△														
	50 GTR	03-	157 HF	123 HF	△	△													
	50 GTS	02-	120 HF	145 HF	△	△													
	50 Hussar	01- 02	101 HF	2028	△														
	50 Hussar	03-	141 HF	2028	△														
	50 Mars	01-	101 HF	2028	△														
	50 Oliver	03-	141 HF	2028	△														
	50 Popcorn	01- 02	101 HF	2028	△														
	50 Popcorn	03-	141 HF	2032	△														
	50 Supermoto, Supercross	03-	105 HF	105 HF	△	△													
	125 Aragon GP	07-	141 CT		▲														
	125 GTR, GTS	02-	120 CT	143 CT	△	△													
	125 Sahel	02-	694 HF	604 HF	△	△													
	125 Supermoto	07-	559 HF		▲														
	125 X-Large	02-	157 CT*	157 CT	△	△													
	200 GTR, GTS	02-	120 CT	143 CT	△	△													
	200 X-Large	02-	157 CT*	157 CT	△	△													
	250 XS ATV	07-	810 SI*		▲														
XS	250 Quad	06-	544 SI*	848 SI	△	△													

CZ

CZ	180	93-	506 HF		△														
----	-----	-----	--------	--	---	--	--	--	--	--	--	--	--	--	--	--	--	--	--

DAELIM

	50 a Four	06-	163 HF		▲														
	50 Besbi	07-	121 HF		▲														
	50 Bonita	09-	115 HF		△														
	50 Delfino	99-	100 HF	2069	△														
	50 E-Five	03-	100 HF		△														
	50 History, S-Five	01-	100 HF	100 HF	▲	▲													
	50 Message II	02-	100 HF		△														
	50 Tapo	99-	100 HF	2069	△														
	50 Vivo	99-	100 HF	2069	△														

ALWAYS choose quality as **“RECOMMENDED”** / Choisissez **TOUJOURS** la qualité **“RECOMMANDÉE”**.

* = 2 sets required / 2 jeux pour l'Avant.

△ = Available quality / Qualité disponible. ▲ = Available quality mit ABE / Qualité disponible avec ABE.

▲ = Mit ABE vorne und hinten. TÜV-Abnahme entfällt (gilt nur für Scheibenbremsbeläge).


RECOMMENDED

 1xx = Scooter Pads
 5xx = Street, Off Road & Racing Pads
 2xxx = Brake Shoes

STREET
STREET EXCEL
CARBON TECH
MAXI SINTER
OFF ROAD
RACING OFF ROAD
RACING ROAD RACING

DAELIM					HF	HF	HS	LS	CT	CT	MS	MS	SI	SI	RSI	RSI	DC	RS
GZ	50 G Message	98-	115 HF		▲				△									
SE	50 Cordi	06-	100 HF		▲				△									
SJ	50 S-Five	06-	115 HF		▲				△									
	100 Altino	99-	536 HF		△													
	100 Delfino	99-	100 HF	2069	△				△									
	110 City Ace	03-	103 HF		△				△									
	125 Altino	02-	100 CT		△				△									
	125 Delfino	08-	163 CT		△				△									
	125 DLX, Otello DLX	01-	100 CT	100 CT	▲	▲			△	△								
	125 History	01-	100 CT	100 CT	▲	▲			△	△								
	125 Message II	00-	100 CT		△				△									
	125 Otello	99-	100 CT		▲				△									
	125 Otello	08-	146 CT	100 CT	△	△			△	△	△							
	125 Roadwin	04-	630 HF	688 HF	△	△												
	125 Rocket	99-	630 HF	2069	△													
	125 S2	06-	183 CT	100 CT	△	△			△	△	△							
	125 S2 FI	07-	146 CT	100 CT	▲	▲			△	△	▲							
	125 S3	11-	146 CT	119 CT	△	△			△	△	△	△						
NF	125	03-	536 HF		△													
NS	125 II	00-	100 CT	2069	▲				△									
SL	125 U3 FI	07-	146 CT	100 CT	▲	▲			△	△	▲							
VL	125 Daystar	00-	630 HF		▲													
VS	125 , Evolution	95-	536 HF		▲													
VT	125 Evolution	00-	630 HF	2069	▲													
VT	125 Magna	97-	630 HF		▲													
	250 Roadwin	08-	630 HF	688 HF	△	△												
	250 S2	06-	183 CT	100 CT	▲	▲			△	△	▲							
ST	250 Sector Quad	05- 06	544 SI*	847 HF	△	△								△		△		
DB MOTORS																		
ZZ	50 Pirat	00-	519 HF	519 HF	△	△												
ZZ	50 Sport	00-	519 HF		△													
DERBI																		
	1001, 1002	- 81	625 HF	625 HF	△	△												
	AJP Caliper incl. pin/spring		188 HF		△													
FD	Yumbo	- 84	625 HF		△													
FD	Yumbo	84-	559 HF		△													
FD	Yumbo Extra	- 84	625 HF		△													
FD	Yumbo Extra	87-	559 HF		△													
FDS		- 84	625 HF		△													
FDS		87-	559 HF		△													
FDT		- 84	625 HF		△													
FDT		87-	559 HF		△													
FDT	Coppa	85	559 HF		△													
	50 Atlantis	99-	105 HF	2181	▲				△									
	50 Atlantis 4T	04-	105 HF		△				△									
	50 Atlantis Bullet	04-	105 HF		△				△									
	50 Atlantis H2O	01-	105 HF		▲				△									
	50 Atlantis H2O Wave	01-	105 HF		▲				△									
	50 Atlantis Wave	01-	105 HF		▲				△									
	50 Aventura	96-	105 HF	2206	▲				△									
	50 Black Devil	04-	168 HF	105 HF	△	△			△	△	▲							
	50 DRD Pro corse	06-	189 MS	105 HF		▲												
	50 DRD Racing R	05-	168 HF	105 HF	▲	▲			△	△								
	50 DRD Racing R Ltd.	05-	168 HF	105 HF	▲	▲			△	△								
	50 DRD Racing SM	05-	168 HF	105 HF	▲	▲			△	△								
	50 DRD Racing SM Ltd.	05-	168 HF	105 HF	▲	▲			△	△								
	50 Easy	96-	138 HF	2181	△				△									
	50 Fenix	94-	105 HF	105 HF	△	△			△	△								
	50 Furax	96-	105 HF	105 HF	▲	▲			△	△								
	50 Hunter	97-	105 HF	2181	△				△									
	50 Manhattan	99-	105 HF	2181	△				△									
	50 Predator LC	99-	105 HF	105 HF	▲	▲			△	△								
	50 Predator O2	00-	105 HF	105 HF	▲	▲			△	△								
	50 Rambla	06-	105 HF	105 HF	▲	▲			△	△								
	50 Savannah	91-	105 HF		△				△									
	50 Senda L	99-	105 HF	105 HF	▲	▲			△	△								
	50 Senda R DRD	03- 04	148 HF*	105 HF	△	△			△	△								
	50 Senda R, X-Treme	94- 04	105 HF	105 HF	△	△			△	△								
	50 Senda SM DRD	03- 04	105 HF*	105 HF	△	△			△	△								
	50 Senda SM DRD Black Edition	03-	168 HF	105 HF	△	△			△	△								

ALWAYS choose quality as **"RECOMMENDED"** / Choisissez **TOUJOURS** la qualité **"RECOMMANDÉE"**.

* = 2 sets required / 2 jeux pour l'Avant.

△ = Available quality / Qualité disponible. ▲ = Available quality mit ABE / Qualité disponible avec ABE.

▲ = Mit ABE vorne und hinten. TÜV-Abnahme entfällt (gilt nur für Scheibenbremsbeläge).



RECOMMENDED

1xx = Scooter Pads
5xx = Street, Off Road & Racing Pads
2xxx = Brake Shoes



STREET

1x 1x



STREET EXCEL

1x 1x



CARBON TECH

1x 1x



MAXI SINTER

1x 1x



OFF ROAD

1x 1x



RACING OFF ROAD

1x 1x



RACING ROAD RACING

1x 1x



DERBI				HF	HF	HS	LS	CT	CT	MS	MS	SI	SI	RSI	RSI	DC	RS
	50 Senda SM, X-Treme	99-	105 HF	105 HF	△	△			△	△							
	50 Stinger	96-	105 HF		△				△								
	50 Vamos FL	95-	105 HF	2181	▲				△								
	50 Vamos L	95-	105 HF	2181	▲				△								
	50 Vamos R (A.J.P. cal.)	95-	105 HF	2206	▲				△								
	50 Vamos R (Brembo cal.)	95-	123 HF	2206	▲				△								
	50 Variant Sport-R	01-	105 HF	2206	△				△								
	50 X-Race R	05-	105 HF	105 HF	▲	▲			△	△							
	50 X-Treme R	05-	105 HF	105 HF	▲	▲			△	△							
DS	50	88	559 HF		△												
FDX	50	89	559 HF		△												
GP	50	01-	105 HF		▲				△								
GP1	50	01-	105 HF	105 HF	▲	▲			△	△							
GP1	50	05-	730 HF	559 HF	▲	▲											
GPR	50 Nude	04-	730 HF	559 HF	△	△											
GPR	50 R	98-	148 HF	105 HF	▲	▲			△	△							
GPR	50 Racing	04-	730 HF	559 HF	△	△											
GPX1	50	06-	189 MS	105 HF		▲			△	▲							
ST	50 Paddock	96-	105 HF	2181	▲				△								
	75 GPR	89	607 HF	559 HF	△	△											
	75 Sport, Coppa	- 84	625 HF		△												
	75 Sport, Coppa	84-	559 HF		△												
GPR	75 Sport		607 HF	559 HF	△	△											
GPR	80 Cup	04-	821 HS	559 HF		△	△										
	100 Atlantis 4T	04-	105 HF		△				△								
	100 Atlantis O2/H2O	01-	105 HF		△				△								
	125 Atmosphere	99-	148 CT		△				△								
	125 Boulevard	03-	167 CT	2205	△				△								
	125 Mulhacen	07	774 HF	519 HF	▲	▲											
	125 Mulhacen	08-	859 HF	585 HF	△	△											
	125 Predator	99-	105 CT		▲				△								
	125 Senda R 4T	04-	774 HF	559 HF	△	△											
	125 Senda X-Treme SM 4T	04-	774 HF	559 HF	△	△											
	125 Terra	07	559 HF	519 HF	▲	▲											
	125 Terra	08-	859 HF	585 HF	△	△											
	125 Terra Adventure	08-	859 HF	585 HF	△	△											
GP1	125	05-	730 HF	559 HF	▲	▲											
GPR	125	05-	821 HS	559 HF		△	△										
GPR	125 Nude	05-	821 HS	559 HF		△	△										
GPR	125 Racing	09-	821 HS	559 HF		△	△										
	150 Boulevard	03-	167 CT	2205	△				△								
	180 Predator	99-	148 CT		△				△								
DXR	200 Quad (Front disc)	04-	544 SI*	586 SI	△	△							△	△	△	△	
DXR	200 Quad (Front drum)	04-	2028	586 SI		△								△		△	
DXR	200 Quad (Front drum)	04-	2028	611 SI		△										△	
	250 RC	85	519 HF		△												
	250 T	- 82	625 HF		△												
DXR	250 Quad (Front disc)	04-	544 SI*	586 SI	△	△							△	△	△	△	
DXR	250 Quad (Front drum)	04-	2028	586 SI		△								△		△	
DXR	250 Quad (Front drum)	04-	2028	611 SI		△								△		△	
GP1	250	05-	730 HF	772 HF	▲	▲											
	659 Mulhacen	05	788 HS	730 LS			▲	▲									
	659 Mulhacen	06- 07	762 HS	730 LS	▲	▲	▲	▲									
	659 Mulhacen Cafe	08-	762 HS	730 LS	△	△	△	△									
DUCATI																	
	250 Desmo	- 77	506 HF		△												
	350	75-	519 HF		△												
	350 Desmo	- 77	506 HF		△												
	350 F3		506 HF*	506 HF	△	△											
	350 F3	86-	519 HF*	519 HF	△	△											
	350 GTV	77	519 HF	519 HF	△	△											
	350 Indiana	86-	594 HF	519 HF	△	△											
	350 Paso	86	519 HF*	519 HF	△	△											
	350 Sport	77-	519 HF*	519 HF	△	△											
	400 Monster (Japan)	01-	706 HS	519 LS	▲	▲	▲	▲									
	400 SS, Junior	92	566 HF*	519 HF	▲	▲											
	400 SS, Nuda	92-	566 HF	519 HF	▲	▲											
	500 GTV	77-	519 HF*	519 HF	△	△											
	500 Pantah	85-	519 HF*	519 HF	△	△											
	500 Sport	77-	506 HF*	506 HF	△	△											
	500 Sport Desmo	77-	519 HF*		△												

ALWAYS choose quality as **"RECOMMENDED"** / Choisissez **TOUJOURS** la qualité **"RECOMMANDÉE"**.

* = 2 sets required / 2 jeux pour l'Avant.

△ = Available quality / Qualité disponible. ▲ = Available quality mit ABE / Qualité disponible avec ABE.

▲ = Mit ABE vorne und hinten. TÜV-Abnahme entfällt (gilt nur für Scheibenbremsbeläge).



RECOMMENDED

1xx = Scooter Pads
5xx = Street, Off Road & Racing Pads
2xxx = Brake Shoes

STREET

STREET EXCEL

CARBON TECH

MAXI SINTER

OFF ROAD

RACING OFF ROAD

RACING ROAD RACING

DUCATI					HF	HF	HS	LS	CT	CT	MS	MS	SI	SI	RSI	RSI	DC	RS
500 Twin GTL	75-	519 HF			△													
502 Single	93	566 HF*	519 HF		△	△												
502 Supermono	93	566 HF*	519 HF		△	△												
600 Monster	00- 01	706 HS	519 LS		▲	▲	▲	▲										
600 Pantah TL, SL		506 HF*	506 HF		△	△												
600 SL, TL Pantah	76-	506 HF*	519 HF		△	△												
600 SS Supersport	95-	566 HF	519 HF		▲	▲	▲	▲										
M 600 Monster	94- 99	566 HF	519 HF		▲	▲	▲	▲									△	△
620 Monster Dark i.e.	02-	706 HS	519 LS		▲	▲	▲	▲										
620 Monster i.e., s i.e.	02-	706 HS*	519 LS		▲	▲	▲	▲										
620 Multistrada	05-	674 HS*	730 LS		▲	▲	▲	▲										
620 Multistrada Dark	05-	706 HS	730 LS		▲	▲	▲	▲										
620 Sport	03-	706 HS*	730 LS		▲	▲	▲	▲										
650 Indiana	86-	594 HF	519 HF		△	△												
650 Pantah	84-	506 HF*	506 HF		△	△												
695 Monster	07-	674 HS*	519 LS		▲	▲	▲	▲										
696 Monster (Rad.cal)	08-	706 HS*	730 LS		▲	▲	▲	▲										
748 , S	99- 02	706 HS*	519 LS		▲	▲	▲	▲										
748 Biposto	95- 98	566 HF*	519 HF		▲	▲												
748 R	00	706 HS*	519 LS		▲	▲	▲	▲									△	△
748 R	01- 02	762 HS*	519 LS		▲	▲	▲	▲									△	△
748 SP	95- 97	566 HF*	519 HF		▲	▲	▲	▲									△	△
748 SPS	98- 99	706 HS*	519 LS		▲	▲	▲	▲									△	△
749 , S	03-	762 HS*	730 LS		▲	▲	▲	▲									△	△
749 R (Rad.cal)	04-	762 HS*	730 LS		▲	▲	▲	▲									△	△
750 F1	86-	506 HF*	506 HF		△	△												
750 GT	74- 76	506 HF*			△													
750 Indiana		594 HF	519 HF		△	△												
750 Monster	96- 99	566 HF*	519 HF		▲	▲												
750 Monster	00- 01	706 HS*	519 LS		▲	▲	▲	▲										
750 Monster i.e.	02	706 HS*	519 LS		▲	▲	▲	▲										
750 Paso	86-	519 HF*	519 HF		△	△												
750 Paso	87	506 HF*	519 HF		△	△												
750 Paso	88	519 HF*	519 HF		△	△												
750 Sport	74- 76	523 HF*			△													
750 Sport	90	506 HS*	506 LS		△	△	△	△										
750 Sport	00-	706 HS	730 LS		▲	▲	▲	▲										
750 SS	74- 76	506 HF*	506 HF		△	△												
750 SS	76-	506 HF*	506 HF		△	△												
750 SS	91-	566 HF	506 HF		△	△												
750 SS Supersport	95- 99	566 HF	519 HF		▲	▲	▲	▲									△	△
750 SS, Carenara	92-	566 HF	519 HF		▲	▲												
750 SS, Nuda	92	566 HF	519 HF		▲	▲												
750 Super Sport	92- 94	566 HF*	519 HF		▲	▲												
750 Super Sport	00-	706 HS*	730 LS		▲	▲	▲	▲										
796 Hypermotard	10-	706 HS*	730 LS		▲	▲	▲	▲										
796 Monster	11-	706 HS*	730 LS		△	△	△	△										
800 Monster Dark i.e., s i.e.	03-	706 HS*	519 LS		▲	▲	▲	▲										
800 Monster i.e., s i.e.	03-	706 HS*	519 LS		▲	▲	▲	▲										
800 Monster S2R	05-	674 HS*	519 LS		▲	▲	▲	▲										
800 Sport	03-	706 HS*	730 LS		▲	▲	▲	▲										
800 Supersport	03-	706 HS*	730 LS		▲	▲	▲	▲										
848 (Rad.cal)	08- 10	706 HS*	730 LS		▲	▲	▲	▲									△	△
848 EVO (Rad.cal)	11-	841 HS*	730 LS			△	△	△									△	△
851 Strada	89	566 HF*	519 HF		△	△												
851 Strada	91-	566 HF*	506 HF		△	△												
851 Superbike	90	566 HF*	519 HF		△	△												
860 GT		506 HF	506 HF		△	△												
860 GT	75- 77	506 HF			△													
888 Roche Replica	91-	566 HF*	506 HF		▲	▲												
888 SP V	93	566 HF*	519 HF		▲	▲												
888 SP4	92-	566 HF*	519 HF		▲	▲												
888 SPO		566 HF*	519 HF		▲	▲												
888 SPS	92-	566 HF*	519 HF		▲	▲												
888 Strada	93	566 HF*	519 HF		▲	▲												
888 Superbike	93	566 HF*	519 HF		▲	▲												
900 FE	97-	566 HF*	519 HF		▲	▲												
900 GTS	77-	506 HF			△													
900 M, IL Monster	93- 99	566 HF*	519 HF		▲	▲	▲											
900 Mike Hailwood Replica	85-	506 HF*	506 HF		△	△												
900 Monster	00- 01	706 HS*	519 LS		▲	▲	▲	▲										
900 Monster i.e.	02	706 HS*	519 LS		▲	▲	▲	▲										

ALWAYS choose quality as "RECOMMENDED" / Choisissez TOUJOURS la qualité "RECOMMANDÉE".

* = 2 sets required / 2 jeux pour l'Avant.

△ = Available quality / Qualité disponible. ▲ = Available quality mit ABE / Qualité disponible avec ABE.

▲ = Mit ABE vorne und hinten. TÜV-Abnahme entfällt (gilt nur für Scheibenbremsbeläge).



RECOMMENDED

1xx = Scooter Pads
5xx = Street, Off Road & Racing Pads
2xxx = Brake Shoes



STREET

HF HF



STREET EXCEL

HS LS



CARBON TECH

CT CT



MAXI SINTER

MS MS



OFF ROAD

SI SI



RACING OFF ROAD

RSI RSI



RACING ROAD RACING

DC RS



DUCATI

				HF	HF	HS	LS	CT	CT	MS	MS	SI	SI	RSI	RSI	DC	RS
	900 S2 Desmo	85-	506 HF*	506 HF	△	△											
	900 SL	92-	566 HF*	519 HF	▲	▲											
	900 Sport	77-	506 HF*	506 HF	▲	▲											
	900 SS	78- 89	506 HF*	506 HF	▲	▲											
	900 SS	90- 94	566 HF*	519 HF	▲	▲											
	900 SS Supersport	95- 97	566 HF	519 HF	▲	▲	▲	▲								△	△
	900 SSR	92	566 HF*	519 HF	▲	▲	▲	▲									
	900 Super Sport	98-	706 HS*	730 LS	▲	▲	▲	▲									
906	900 Paso	89	506 HF*	519 HF	▲	▲											
907	900 I. E.	92	566 HF*	519 HF	▲	▲	▲										
M	900 Street Monster	94- 99	566 HF*	519 HF	▲	▲	▲										
MH	900	00-	706 HS*	519 LS	▲	▲	▲	▲									
	916 Biposto	94-	566 HF*	519 HF	▲	▲	▲	▲									
	916 Monster S4	01- 03	706 HS*	519 LS	▲	▲	▲	▲									
	916 Sport Touring 4	99- 01	706 HS*	730 LS	▲	▲	▲	▲									
	916 SPS	97- 98	706 HS*	519 LS	▲	▲	▲	▲								△	△
	944 Sport Touring	98-	706 HS*	730 LS	▲	▲	▲	▲									
	944 ST2	97-	706 HS*	730 LS	▲	▲	▲	▲									
D16RR	990 Desmosedici RR	07-	841 HS*	730 LS	▲	▲	▲	▲								△	△
	992 ST3	04-	706 HS*	730 LS	▲	▲	▲	▲									
	992 ST3s ABS	06-	706 HS*	730 LS	▲	▲	▲	▲									
	996 , SPS	99- 01	706 HS*	519 LS	▲	▲	▲	▲								△	△
	996 Monster S4R	04-	706 HS*	519 LS	▲	▲	▲	▲									
	996 R	01	762 HS*	519 LS	▲	▲	▲	▲								△	△
	996 ST4s	02-	706 HS*	730 LS	▲	▲	▲	▲									
	996 ST4s ABS	03-	706 HS*	730 LS	▲	▲	▲	▲									
	998 , S	02	706 HS*	519 LS	▲	▲	▲	▲								△	△
	998 Monster S4Rs	06	762 HS*	730 LS	▲	▲	▲	▲									
	998 R	02	762 HS*	519 LS	▲	▲	▲	▲								△	△
	999 , S	03-	762 HS*	730 LS	▲	▲	▲	▲								△	△
	999 Monster S4R	07-	762 HS*	730 LS	▲	▲	▲	▲									
	999 Monster S4RS	07-	762 HS*	730 LS	▲	▲	▲	▲									
	999 R (Rad.cal)	03-	762 HS*	730 LS	▲	▲	▲	▲								△	△
	1000 /6 Mike Hailwood Replica	85-	506 HF*	506 HF	△	△											
	1000 Biposto	07-	674 HS*	675 LS	▲	▲	▲	▲									
	1000 GT	05-	674 HS*	675 LS	▲	▲	▲	▲									
	1000 GT Touring	09-	674 HS*	675 LS	▲	▲	▲	▲									
	1000 Hypermotard	06	762 HS*	730 LS	▲	▲	▲	▲									
	1000 Mille Replica	84-	506 HF*	506 HF	△	△											
	1000 Monster Dark i.e., s i.e.	03-	706 HS*	519 LS	▲	▲	▲	▲									
	1000 Monster i.e., s i.e.	03-	706 HS*	519 LS	▲	▲	▲	▲									
	1000 Monster S2R	06-	706 HS*	730 LS	▲	▲	▲	▲									
	1000 Multistrada	07-	706 HS*	730 LS	▲	▲	▲	▲									
	1000 Multistrada DS	03- 06	706 HS*	730 LS	▲	▲	▲	▲									
	1000 Multistrada S DS	05-	706 HS*	730 LS	▲	▲	▲	▲									
	1000 Paul Smart	05-	674 HS*	675 LS	▲	▲	▲	▲									
	1000 S2 Desmo	85-	506 HF*	506 HF	△	△											
	1000 Sport	05-	674 HS*	675 LS	▲	▲	▲	▲									
	1000 Supersport DS	03-	706 HS*	730 LS	▲	▲	▲	▲									
	1098 (Rad. cal)	07- 08	841 HS*	730 LS	▲	▲	▲	▲									
	1098 R (Rad.cal)	08-	841 HS*	730 LS	▲	▲	▲	▲								△	△
	1098 R Bayliss LE (Rad.cal)	09-	841 HS*	730 LS	▲	▲	▲	▲								△	△
	1098 S (Rad. cal)	07- 08	841 HS*	730 LS	▲	▲	▲	▲								△	△
	1098 Streetfighter (Rad.cal)	09-	841 HS*	730 LS	▲	▲	▲	▲									
	1098 Streetfighter S (Rad.cal)	09-	841 HS*	730 LS	▲	▲	▲	▲									
	1100 Hypermotard	07-	841 HS*	730 LS	▲	▲	▲	▲									
	1100 Hypermotard EVO	10-	706 HS*	730 LS	▲	▲	▲	▲									
	1100 Hypermotard EVO SP	10-	841 HS*	730 LS	▲	▲	▲	▲									
	1100 Monster (Rad.cal)	09-	706 HS*	730 LS	▲	▲	▲	▲									
	1100 Monster EVO (Rad.cal)	11-	706 HS*	730 LS	△	△	△	△									
	1100 Monster S (Rad.cal)	09-	706 HS*	730 LS	▲	▲	▲	▲									
	1198 (Rad.cal)	09-	841 HS*	730 LS	▲	▲	▲	▲								△	△
	1198 S (Rad.cal)	09-	841 HS*	730 LS	▲	▲	▲	▲								△	△
	1198 SP (Rad.cal)	11-	841 HS*	730 LS	△	△	△	△								△	△
	1200 Diavel	11-	841 HS*	671 LS		△	△	△									
	1200 Multistrada	10-	706 HS*	730 LS	▲	▲	▲	▲									

EASY RIDER

	50 Easy Rider	99-	102 HF	2028	△												
--	---------------	-----	--------	------	---	--	--	--	--	--	--	--	--	--	--	--	--

ENDRESS

EMR	50	95-	121 HF		△												
-----	----	-----	--------	--	---	--	--	--	--	--	--	--	--	--	--	--	--

ALWAYS choose quality as **“RECOMMENDED”** / Choisissez **TOUJOURS** la qualité **“RECOMMANDÉE”**.

* = 2 sets required / 2 jeux pour l'Avant.

△ = Available quality / Qualité disponible. ▲ = Available quality mit ABE / Qualité disponible avec ABE.

▲ = Mit ABE vorne und hinten. TÜV-Abnahme entfällt (gilt nur für Scheibenbremsbeläge).


RECOMMENDED

 1xx = Scooter Pads
 5xx = Street, Off Road & Racing Pads
 2xxx = Brake Shoes

STREET

STREET EXCEL

CARBON TECH

MAXI SINTER

OFF ROAD

RACING OFF ROAD

RACING ROAD RACING


			RECOMMENDED		STREET		STREET EXCEL		CARBON TECH		MAXI SINTER		OFF ROAD		RACING OFF ROAD		RACING ROAD RACING	
E-TON					HF	HF	HS	LS	CT	CT	MS	MS	SI	SI	RSI	RSI	DC	RS
RXL	150 Viper	07-	2012	847 HF		△												
VXL	250 Vector, ST Vector	06-	544 SI*	847 HF	△	△									△			
VTX	300 Vortex, ST Vortex	07-	544 SI*	847 HF	△	△									△			
VXL	300 Vector, ST Vector	07-	544 SI*	847 HF	△	△									△			
EXCELSIOR-HENDERSON																		
	1386 Deadwood Special	00-	739 HS	739 LS			△	△										
	1386 Super X all models	99-	739 HS	739 LS			△	△										
FACTORY																		
	50 Helix	04-		544 SI		△									△			△
	50 Rex	04-		544 SI		△									△			△
R12	50 Phantom Agua	06-	803 HF	559 RSI	▲	▲									▲			▲
R14	50 Phantom Agua	04-	803 HF	559 RSI	▲	▲									▲			▲
R14	50 Phantom Aire	03-	559 RSI		▲										▲			▲
RP	50 Desert	04-	120 HF	105 HF	△	△			△	△	△							
SM	50 Chrono	04-	120 HF	105 HF	△	△			△	△	△							
SP	50 Chrono	04-	120 HF	105 HF	△	△			△	△	△							
YR	50 Desert	04-	120 HF	105 HF	△	△			△	△	△							
R2	65 Phantom	04-	803 HF	559 RSI	△	△									△			△
	100 Helix	04-		544 SI		△									△			△
	100 Rex	04-		544 SI		△									△			△
YR	125	06-	551 HF	559 HF	▲	▲												
YR	250	99-	671 SI	675 SI	▲	▲									▲	▲	△	△
FANTIC																		
	Super SIX	83-	532 HF			△												
	50 Caballero Motard	10-		777 HF		△												
	50 Caballero Regularita	10-		777 HF		△												
	50 .1 Oasis	87-	574 HF	574 HF	△	△												
	50 .1 Raider	87-	692 HF		△													
	50 .1 Raider Rally	87-	574 HF		△													
	50 Big Wheel	93-	111 HF	118 HF	△	△			△									
	50 Fast		607 HF		△													
	50 Grinta	95-	111 HF	118 HF	△	△			△									
	50 Koala	88-	519 HF	519 HF	△	△												
	50 Koala	90-	574 HF	574 HF	△	△												
	50 Leader	95-	111 HF	118 HF	△	△			△									
	50 Oasis	90-	607 HF	574 HF	△	△												
	50 Pony	93-	2028	2028														
	50 Pony SR	93-	111 HF	2028	△				△									
	50 Queenie	95-	111 HF	2028	△				△									
	50 Regolarna Casa	08-	168 HF	101 HF	△	△			△	△								
	50 Regolarna Competizione	08-	694 HF	604 HF	△	△												
	50 Strada	83	692 HF		△													
	50 Supersei Motard	08-	168 HF	101 HF	△	△			△	△								
	50 Trial		595 HF		△													
	50 Trial .5 .7 .9	89-	105 HF	105 HF	△	△			△	△								
MX	50 Regolarna Competizione	08-	694 RSI	604 RSI	△	△								△	△	△	△	
RC	50 Caballero	91-	519 HF	519 HF	△	△												
RS	50 Caballero	91-	519 HF	519 HF	△	△												
MX	65 Regolarna Competizione	08-	694 RSI	604 RSI	△	△								△	△	△	△	
	75 Oasis	89-	607 HF	574 HF	△	△												
	80 Regolarna Competizione	08-	694 HF	604 HF	△	△												
MX	85 Regolarna Competizione	08-	694 RSI	604 RSI	△	△								△	△	△	△	
	125 Caballero Motard	10-		777 HF		△												
	125 Caballero Regularita	10-		777 HF		△												
	125 Caballero Motard Aircooled	10-	774 HF	544 HF	△	△												
	125 Raider		574 HF		△													
	125 Regolarna Casa	08-	774 HF	544 HF	△	△												
	125 Regolarna Competizione	08-	694 HF	604 HF	△	△												
	125 Strada	- 83	560 HF		△													
	125 Supersei Motard	08-	774 HF	544 HF	△	△												
	125 Trial		595 HF		△													
	125 Trial Professional	87	595 HF	595 HF	△	△												
	125 Trial Progress 1	87-	595 HF		△													
HP1	125 Sport	86-	560 HF*		△													
HP1	125 Sport	87-	574 HF*		△													
HP1	125 Strada	85-	595 HF		△													
	200 Caballero Motard	10-		777 HF		△												
	200 Caballero Regularita	10-		777 HF		△												
	201 Trial		595 HF		△													

ALWAYS choose quality as **"RECOMMENDED"** / Choisissez **TOUJOURS** la qualité **"RECOMMANDÉE"**.

* = 2 sets required / 2 jeux pour l'Avant.

△ = Available quality / Qualité disponible. ▲ = Available quality mit ABE / Qualité disponible avec ABE.

▲ = Mit ABE vorne und hinten. TÜV-Abnahme entfällt (gilt nur für Scheibenbremsbeläge).



RECOMMENDED

1xx = Scooter Pads
5xx = Street, Off Road & Racing Pads
2xxx = Brake Shoes

STREET

STREET EXCEL

CARBON TECH

MAXI SINTER

OFF ROAD

RACING OFF ROAD

RACING ROAD RACING



FANTIC					HF	HF	HS	LS	CT	CT	MS	MS	SI	SI	RSI	RSI	DC	RS
	201 Trial Progress 2	87 -	595 HF		△													
	241 Trial Progress 2	87 -	595 HF		△													
	243 Trial	87 -	595 HF	595 HF	△	△												
	250 Coach	91 -	519 HF		△													
	250 K-Roo	93 -	559 RSI	559 RSI	△	△									△	△		
	250 Raider	85 -	588 HF		△													
	301 Trial	85 -	595 HF		△													
	301 Trial Progress 2	87 -	595 HF		△													
	303 Trial Professional	87 -	595 HF	595 HF	△	△												
	305	89	559 RSI	559 RSI	△	△									△	△		
	307 Trial	91 -	559 RSI	559 RSI	△	△									△	△		
	343 Trial Progress 2	87 -	595 HF	595 HF	△	△												
GAC																		
	New T.T.	87	559 HF		△													
GARELLI																		
	Ciclone LC, SM	86	559 HF		△													
	Urka	91 -	519 HF		△													
	40 S, Sport		532 HF		△													
	50 Flo'	00 -	123 HF		△					△								
	50 Sahel	91 -	607 HF	559 HF	△	△												
	50 Starter	02 -	111 HF		△					△								
	50 Tiger XLE	86 -	519 HF	519 HF	△	△												
CPR	50	02 -	111 HF		△					△								
FX	50	02 -	111 HF		△					△								
KRS	50	02 -	140 HF		△					△								
PMX	50 Rally	00 -	111 HF		△					△								
PMX	50 Sport	00 -	140 HF		△					△								
SR	50 Pony	95 -	111 HF	2032	△					△								
	80 Sport	83 -	532 HF		△													
	125 Freeland	02 -	140 CT		△					△								
	125 Joker 2	02 -	103 CT		△					△								
	125 Panther	02 -	115 CT	123 CT	△	△				△	△							
	125 Raider	02 -	101 CT		△					△								
	125 Tiger XLE	86 -	588 HF	574 HF	△	△												
	125 T-Rex	00 -	140 CT		△					△								
GTA	125		519 HF*	519 HF	△	△												
GTA	125	83 - 85	519 HF		△													
GTA	125	86 -	560 HF*		△													
TSR	125	83 -	560 HF		△													
XR	125 Tiger XRD	85	519 HF		△													
	150 Freeland	02 -	140 CT		△					△								
	150 Joker 2	02 -	103 CT		△					△								
	150 Panther	02 -	115 CT	123 CT	△	△				△	△							
	250 Panther	02 -	115 CT	123 CT	△	△				△	△							
	323 Trial	86 -	595 HF		△													
GAS GAS																		
	50 Wild HP	04 -	671 SI*	671 SI	▲	▲								▲	▲	△	△	
EC	50 Boy	01 -	815 HF	815 HF	▲	▲												
EC	50 Rookie	01 - 04	148 HF		▲					△								
EC	50 Rookie	05 -	168 HF		▲					△								
SM	50 Rookie	01 -	148 HF		▲					△								
TXT	50 Boy	01	815 HF	815 HF	▲	▲												
TXT	50 Boy	04 -	559 RSI	559 RSI	▲	▲									△	△		
TXT	50 Rookie	02 - 03	815 HF	815 HF	▲	▲												
MC	65	05 -	815 HF	815 HF	▲	▲												
TXT	80 Rookie	02 - 03	815 HF	815 HF	▲	▲												
	125 Delta	91	559 HF		△													
	125 Enducross	93 -	694 SI	586 SI	▲	▲								▲	▲	△	△	
	125 Pampera	96 - 03	559 RSI	559 RSI	▲	▲									△	△		
	125 Pampera	04 -	774 HF	815 HF	▲	▲												
	125 Trial	91	559 RSI		△													
EC	125	97 - 99	671 SI	675 SI	▲	▲								▲	▲	△	△	
EC	125	00 -	694 SI	604 SI	▲	▲								▲	▲	△	△	
MC	125	03 -	694 RSI	604 RSI	▲	▲								▲	▲	△	△	
SM	125	02 -	566 HF	604 HF	▲	▲	▲								△	△		
TXT	125	04 -	802 HF	803 HF	△	△												
	200 Pampera	99 -	559 RSI	559 RSI	▲	▲												
	200 Wild HP	08 -	671 SI*	671 SI	▲	▲								▲	▲	△	△	
EC	200	99	671 SI	675 SI	▲	▲								▲	▲	△	△	

ALWAYS choose quality as "RECOMMENDED" / Choisissez **TOUJOURS** la qualité "RECOMMANDÉE".

* = 2 sets required / 2 jeux pour l'Avant.

△ = Available quality / Qualité disponible. ▲ = Available quality mit ABE / Qualité disponible avec ABE.

▲ = Mit ABE vorne und hinten. TÜV-Abnahme entfällt (gilt nur für Scheibenbremsbeläge).



RECOMMENDED

1xx = Scooter Pads
5xx = Street, Off Road & Racing Pads
2xxx = Brake Shoes

STREET

STREET EXCEL

CARBON TECH

MAXI SINTER

OFF ROAD

RACING OFF ROAD

RACING ROAD RACING

GAS GAS					HF	HF	HS	LS	CT	CT	MS	MS	SI	SI	RSI	RSI	DC	RS	
EC	200	00-	694 SI	604 SI	▲	▲								▲	▲	△	△		
EC	200 Hobby	07-	694 SI	604 SI	▲	▲								▲	▲	△	△		
TX	200	97-	559 RSI	559 RSI	▲	▲										△	△		
TXT	200	04-	802 HF	803 HF	▲	▲													
	240 Wild HP	04-	671 SI*	671 SI	▲	▲								▲	▲	△	△		
	250 Pampera	96- 99	559 RSI	559 RSI	▲	▲										△	△		
	250 Pampera	02-	774 HF	815 HF	▲	▲													
	250 Trial	89-	559 RSI	559 RSI	▲	▲										△	△		
	250 Wild HP	08-	671 SI*	671 SI	▲	▲								▲	▲	△	△		
EC	250	97- 99	671 SI	675 SI	▲	▲								▲	▲	△	△		
EC	250	00-	694 SI	604 SI	▲	▲								▲	▲	△	△		
EC	250 fse	02-	694 SI	604 SI	▲	▲								▲	▲	△	△		
GT	250 Contact		559 RSI	559 RSI	▲	▲										△	△		
MC	250	97- 99	671 RSI	675 RSI	▲	▲								▲	▲	△	△		
MC	250	00-	694 SI	604 SI	▲	▲								▲	▲	△	△		
SM	250	02-	566 HF	604 HF	▲	▲	▲									△	△		
TXT	250	04-	802 HF	803 HF	▲	▲													
TX	270	97-	559 RSI	559 RSI	▲	▲										△	△		
	280 Pampera	04-	774 HF	815 HF	▲	▲													
TXT	280	04-	802 HF	803 HF	▲	▲													
	300 Wild HP	03-	671 SI*	671 SI	▲	▲								▲	▲	△	△		
EC	300	99	671 SI	675 SI	▲	▲								▲	▲	△	△		
EC	300	00-	694 SI	604 SI	▲	▲								▲	▲	△	△		
TXT	300	04-	802 HF	803 HF	▲	▲													
TXT	300 Pro	07-	802 HF	803 HF	▲	▲													
TX	320	97-	559 RSI	559 RSI	▲	▲										△	△		
	325 Halley PXC		559 RSI	559 RSI	▲	▲										△	△		
	327 Trial		559 RSI	559 RSI	▲	▲										△	△		
GT	327 Contact		559 RSI	559 RSI	▲	▲										△	△		
	370 Pampera	96-	559 RSI	559 RSI	▲	▲										△	△		
	370 Pampera	98-	559 RSI	559 RSI	▲	▲										△	△		
	400 Pampera	06-	694 SI	604 SI	▲	▲								▲	▲	△	△		
EC	400 fse	02	694 SI	604 SI	▲	▲								▲	▲	△	△		
SM	400 fse	02	566 HF	604 HF	▲	▲	▲									△	△		
	450 Wild HP	03-	671 SI*	671 SI	▲	▲								▲	▲	△	△		
EC	450 fse	03-	694 SI	604 SI	▲	▲								▲	▲	△	△		
EC	450 FSR	07-	694 SI	604 SI	▲	▲								▲	▲	△	△		
SM	450 fse	03- 06	566 HF	604 HF	▲	▲	▲									△	△		
SM	450 FSR	07-	566 HF	604 HF	▲	▲	▲									△	△		
	515 Wild HP	09-	671 SI*	671 SI	▲	▲								▲	▲	△	△		
EC	515 fsr	08-	694 SI	604 SI	▲	▲								▲	▲	△	△		
GENERIC																			
	50 Ideo	06-	141 HF	2028	▲					△									
	50 ROC	08-	141 HF		△					△									
	50 Stroke	08-	141 HF		△					△									
	50 Toxic	07-	168 HF	123 HF	▲	▲				△	△								
	50 Trigger SM	06-	168 HF	123 HF	▲	▲				△	△								
	50 Trigger SM Competition	08-	168 HF	123 HF	△	△				△	△								
	50 Trigger X	06-	168 HF	123 HF	▲	▲				△	△								
	50 Trigger X Competition	08-	168 HF	123 HF	△	△				△	△								
	50 XOR	06-	141 HF	2028	▲					△									
	125 Soho	07-	141 CT		▲					△									
	125 Soho	08-	141 CT		△					△									
	125 Stroke	08-	141 CT		△					△									
	125 XOR	07-	141 CT		▲					△									
	125 Zion	08-	163 CT		△					△									
GILERA																			
	AJP Caliper incl. pin/spring		188 HF		△														
SP	01	90	601 HF	519 HF	△	△													
	50 503	91-	132 HF	132 HF	△	△				△	△								
	50 Bullit	90-	595 HF		△														
	50 DNA	01-	120 HF	143 HF	▲	▲				△	△	▲							
	50 Eaglet	96	131 HF	2195	△														
	50 Eaglet	97-	123 HF	102 HF	▲	▲				△	△								
	50 Easy Moving	96-	130 HF	2187	△					△	△								
	50 H@k	99-	105 HF	105 HF	▲	▲				△	△								
	50 Ice	02-	123 HF		▲					△									
	50 Rally	87-	131 HF		△														
	50 Rally, R1		519 HF		▲											▲		△	
	50 Runner	97- 05	143 HF	2195	▲					△									

ALWAYS choose quality as "RECOMMENDED" / Choisissez TOUJOURS la qualité "RECOMMANDÉE".

* = 2 sets required / 2 jeux pour l'Avant.

△ = Available quality / Qualité disponible. ▲ = Available quality mit ABE / Qualité disponible avec ABE.

▲ = Mit ABE vorne und hinten. TÜV-Abnahme entfällt (gilt nur für Scheibenbremsbeläge).



RECOMMENDED

1xx = Scooter Pads
5xx = Street, Off Road & Racing Pads
2xxx = Brake Shoes



STREET

STREET EXCEL

CARBON TECH

MAXI SINTER

OFF ROAD

RACING OFF ROAD

RACING ROAD RACING

HF HF HS LS CT CT MS MS SI SI RSI RSI DC RS

GILERA																			
	50 Runner PJ	06-	177 HF	202 HF	▲	▲				△	△	▲	▲						
	50 Runner SP	06-	177 HF	202 HF	▲	▲				△	△	▲	▲						
	50 Runner SP, Purejet	98- 05	143 HF	202 HF	▲	▲				△	△		▲						
	50 Sioux	92	519 HF	519 HF	△	△													
	50 Stalker	97-	123 HF	202 HF	▲	▲				△	△		▲						
	50 Storm	94-	143 HF	2187	△					△									
	50 Typhoon	93- 95	143 HF	2187	△					△									
	50 Typhoon	96- 00	130 HF	2200	▲					△									
	50 Typhoon	01-	130 HF	2200	▲					△									
	50 Zulu	01-	105 HF	105 HF	▲	▲				△	△								
DT	50 Stalker	01-	123 HF	202 HF	△	△				△	△		△						
GSM	50 Supermotard	01-	105 HF	105 HF	△	△				△	△								
NRG	50	94-	123 HF	2187	△					△									
R	50	96-	132 HF		△					△									
RC	50 Top Rally	90	519 HF	519 HF	▲	▲								▲	▲	△	△		
RCR	50	04-	105 HF	105 HF	△	△				△	△								
RI	50	91-	131 HF		△														
SMT	50	04-	105 HF	105 HF	△	△				△	△								
	70 Runner Malossi	98-	123 HF		△					△									
	80 TG 1, 2, 3		560 HF		△														
	80 Typhoon	95-	143 HF	2187	△					△									
	125 Apache	91-	608 HF	575 HF	△	△													
	125 Arizona Hawk	86-	519 HF		△														
	125 Cougar	99-	108 CT		▲					△		▲							
	125 Crono	92-	601 HF	519 HF	△	△													
	125 DNA	01-	120 CT	143 CT	▲	▲				△	△	▲							
	125 Fast Bike	88-	588 HF		△														
	125 Freestyle	92-	601 HF	519 HF	△	△													
	125 GSM	00-	105 CT	105 CT	△	△				△	△								
	125 HX, HE	83	519 HF		△														
	125 KK, KR, KZ	86-	588 HF	519 HF	△	△													
	125 MX1, MRX, SP01		601 HF	519 HF	△	△													
	125 Nexus	07-	177 CT	177 CT	▲	▲				△	△	▲	▲						
	125 R1, R1S	90-	588 HF	519 HF	△	△													
	125 SP02	90-	601 HF	519 HF	△	△													
	125 Surfer	00-	559 HF	559 HF	△	△													
	125 TG 1, 2, 3 (alu wheels)		560 HF		▲														
	125 TG1, GR1, RTX		560 HF		△														
	125 Typhoon	96-	130 CT	2195	▲					△									
CX	125	91-	601 HF	519 HF	△	△									△			△	
ER	125 Rally	87	588 HF		△														
FX	125 Runner	97- 99	148 CT	2205	▲					△									
FX	125 Runner (Grimeca cal.)	00-	120 CT	202 CT	▲	▲				△	△	▲	▲						
FX	125 Runner (Hengtong cal.)	00-	177 CT	202 CT	▲	▲				△	△	▲	▲						
FX	125 Runner SP (Grimeca cal.)	00-	120 CT	202 CT	▲	▲				△	△	▲	▲						
FX	125 Runner SP (Hengtong cal.)	00-	177 CT	202 CT	▲	▲				△	△	▲	▲						
MXR	125	90	588 HF	519 HF	△	△													
RC	125 Top Rally	90-	608 HF	575 HF	△	△													
RRT	125 Nebraska	87	588 HF		△														
RTX	125	86	588 HF		△														
RV	125	86-	560 HF*		△														
RX	125	83	519 HF		△														
RX	125 Arizona Hawk	85	588 HF		△														
SC	125	06-	189 MS	105 CT		▲						△	▲						
ST	125 Runner	08-	177 CT	166 CT	▲	▲				△	△	▲	▲						
VX	125 Runner 4T (Grimeca cal.)	01-	120 CT	166 CT	▲	▲				△	△	▲	▲						
VX	125 Runner 4T (Hengtong cal.)	01-	177 CT	166 CT	▲	▲				△	△	▲	▲						
X1	125	89	588 HF	574 HF	△	△													
XR2	125	90	588 HF	519 HF	△	△									△			△	
FX	150 Runner	97-	148 CT	2205	△					△									
	175 Mad Mud	02-	120 CT	143 CT	△	△				△	△	△							
	180 DNA	01-	120 CT	143 CT	▲	▲				△	△	▲							
FXR	180 Runner	97	148 CT		▲					△									
FXR	180 Runner	98- 99	120 CT		▲					△		▲							
FXR	180 Runner (Grimeca cal.)	00-	120 CT	202 CT	▲	▲				△	△	▲	▲						
FXR	180 Runner (Hengtong cal.)	00-	177 CT	202 CT	▲	▲				△	△	▲	▲						
FXR	180 Runner SP (Grimeca cal.)	00-	120 CT	202 CT	▲	▲				△	△	▲	▲						
FXR	180 Runner SP (Hengtong cal.)	00-	177 CT	202 CT	▲	▲				△	△	▲	▲						
VXR	180 Runner	01-	177 CT		▲					△		▲							
VXR	180 Runner 4T (Grimeca cal.)	01-	120 CT	166 CT	△	△				△	△	△	△						
VXR	180 Runner 4T (Hengtong cal.)	01-	177 CT	166 CT	△	△				△	△	△	△						
	200 Arizona Hawk	85	588 HF		△														

ALWAYS choose quality as **“RECOMMENDED”** / Choisissez **TOUJOURS** la qualité **“RECOMMANDÉE”**.

* = 2 sets required / 2 jeux pour l'Avant.

△ = Available quality / Qualité disponible. ▲ = Available quality mit ABE / Qualité disponible avec ABE.

▲ = Mit ABE vorne und hinten. TÜV-Abnahme entfällt (gilt nur für Scheibenbremsbeläge).



RECOMMENDED

1xx = Scooter Pads
5xx = Street, Off Road & Racing Pads
2xxx = Brake Shoes

STREET

STREET EXCEL

CARBON TECH

MAXI SINTER

OFF ROAD

RACING OFF ROAD

RACING ROAD RACING

GILERA					HF	HF	HS	LS	CT	CT	MS	MS	SI	SI	RSI	RSI	DC	RS
200 ER		87	588 HF		△													
200 Fast Bike			588 HF	519 HF	△	△												
200 FX		83	519 HF		▲													
200 Stalker		97-	123 CT	202 CT	△	△			△	△			△					
200 T4, T4C, T4S			560 HF		△													
FX 200 Runner		97- 98	148 CT	2205	△				△									
FX 200 Runner SP		98-	120 CT	202 CT	△	△			△	△		△	△					
RV 200			605 HF*	519 HF	▲	▲												
RV 200		85-	560 HF*		▲													
ST 200 Runner		08-	177 CT	166 CT	▲	▲			△	△		▲	▲					
VXR 200 Runner 4T (Grimeca cal.)		01-	120 CT	166 CT	▲	▲			△	△		▲	▲					
VXR 200 Runner 4T (Hengtong cal.)		01-	177 CT	166 CT	▲	▲			△	△		▲	▲					
250 Arizona Hawk		86-	519 HF		△													
250 Arizona Rally			588 HF	519 HF	△	△												
250 Arizona Rally		86-	519 HF		▲									▲		△		
250 Nexus		07-	177 MS	177 MS	▲	▲			△	△		▲	▲					
250 Oregon Quad		07-	575 SI*	775 SI	△									△	△	△	△	
NGR 250		85-	574 HF*	519 HF	△	△												
350 Dakota			588 HF		△													
350 Dakota		86-	594 HF		△													
350 Saturno Bialbero			566 HF	519 HF	△	△												
XRT 350		90-	588 HF	519 HF	△	△												
500 Dakota		86	588 HF		△													
500 Nexus		04-	151 MS*	157 MS	▲	▲			△	△		▲	▲					
500 Saturno Bialbero		90	566 HF	519 HF	▲	▲												
500 Saturno Piuma		90-	566 HF	519 HF	▲	▲												
RC 500 Fuoco ie		08-	202 MS*	191 MS	▲	▲			△	△		▲	▲					
RC 500 Fuoco ie (Parking Brake)		08-		209 HF		△												
600 Northwest		91-	601 HF*	519 HF	△	△												
600 Supersport		02-	762 HS*	730 LS	△	△		△	△								△	△
RC 600		88	588 HF	519 HF	▲	▲												
RC 600 Top Rally		90-	608 HF	575 HF	▲	▲												
XRT 600		89	588 HF	519 HF	▲	▲												
GP 800		08-	151 MS*	177 MS	▲	▲			△	△		▲	▲					
GP 800 (Parking Brake)		08-		209 HF		△												
HAO-QING																		
125 2C		02-	585 HF		△													
HARLEY DAVIDSON																		
FLT Series		88- 99	579 HS*	668 LS	▲	▲		▲	▲	△	△							
FLT/H Series		86- 87	579 HS*	668 LS	▲	▲		▲	▲	△	△							
FXB Series		74- 77	679 HF		▲					△								
FXE Series		74- 77	679 HF	513 HF	▲	▲				△	△							
XL Series		74- 77	679 HF		▲					△								
XLH Series		88- 99	579 HS*	669 LS	▲	▲		▲	▲	△	△							
XL 883 C Sportster Custom		04-	807 HS	808 LS						▲	▲							
XL 883 L Sportster Low		06-	807 HS	808 LS						▲	▲							
XL 883 L Super Low		11-	807 HS	808 LS						△	△							
XL 883 R Roadster		10-	807 HS*	808 LS						△	△							
XL 883 R Sportster		00- 03	826 HS	826 LS	△	△				▲	▲		△	△				
XL 883 Sportster		04-	807 HS	808 LS						▲	▲							
XL 883 Sportster Custom		00- 03	826 HS	826 LS	△	△				▲	▲		△	△				
XL 883 Sportster R		05-	807 HS*	808 LS						▲	▲							
XLH 883		70- 83	537 HF		▲					△								
XLH 883 Sportster		85- 86	579 HF	549 HF	▲	▲				△	△							
XLH 883 Sportster		87- 89	579 HF	669 HF	▲	▲				△	△							
XLH 883 Sportster		90- 99	579 HF	669 HF	▲	▲				△	△							
XLH 883 Sportster		00- 03	826 HS	826 LS	△	△				▲	▲		△	△				
XLH 883 Sportster Hugger		00- 03	826 HS	826 LS	△	△				▲	▲		△	△				
XL 1000		78	537 HF	543 HF	△	△				△	△							
XLCH 1000		73	513 HF		△					△								
XLCH 1000		78- 80	537 HF	543 HF	△	△				△	△							
XLH 1000 Sportster		79- 82	537 HF*	543 HF	▲	▲				△	△							
XLH 1000 Sportster		83- 85	537 HF*	549 HF	▲	▲				△	△							
XLS 1000 Anniversary		82	537 HF*	549 HF	▲	▲				△	△							
XLS 1000 Roadster		79- 82	537 HF*	543 HF	▲	▲				△	△							
XLS 1000 Sportster		83	537 HF*	549 HF	▲	▲				△	△							
XLX 1000 61		83	537 HF*	549 HF	▲	▲				△	△							
XLX 1000 61		84	537 HF	549 HF	▲	▲				△	△							
XR 1000		85	537 HF*	549 HF	▲	▲				△	△							
XLH 1100		87- 88	579 HS	669 LS	▲	▲		▲	▲	△	△							

ALWAYS choose quality as "RECOMMENDED" / Choisissez TOUJOURS la qualité "RECOMMANDÉE".

* = 2 sets required / 2 jeux pour l'Avant.

△ = Available quality / Qualité disponible. ▲ = Available quality mit ABE / Qualité disponible avec ABE.

▲ = Mit ABE vorne und hinten. TÜV-Abnahme entfällt (gilt nur für Scheibenbremsbeläge).



RECOMMENDED

1xx = Scooter Pads
5xx = Street, Off Road & Racing Pads
2xxx = Brake Shoes



STREET



STREET EXCEL



CARBON TECH



MAXI SINTER



OFF ROAD



RACING OFF ROAD



RACING ROAD RACING



HARLEY DAVIDSON			HF	HF	HS	LS	CT	CT	MS	MS	SI	SI	RSI	RSI	DC	RS
XLH	1100 Sportster	85- 86	579 HF	549 HF	▲	▲										
XLX	1100	86	579 HF	549 HF	▲	▲										
VRSCA	1130 V-Rod	02- 05	826 HS*	826 LS	▲	▲	▲	▲								
VRSCA	1130 V-Rod	06-	830 HS*	830 LS			▲	▲								
VRSCAW	1130 V-Rod	08-	830 HS*	830 LS			▲	▲								
VRSCB	1130 V-Rod	04	826 HS*	826 LS	△	△	▲	▲	△	△						
VRSCD	1130 Night Rod	06-	830 HS*	830 LS			▲	▲								
VRSCDX	1130 Night Rod Special	08-	830 HS*	830 LS			▲	▲								
VRSCF	1130 Muscle	09-	830 HS	830 LS			▲	▲								
VRSCR	1130 Street Rod	06-	830 HS*	830 LS			▲	▲								
VRSCX	1130 V-Rod	08-	830 HS*	830 LS			▲	▲								
FL	1200 FLH Police	75- 79	513 HF	513 HF	▲	▲					△	△				
FLH	1200	74- 76	513 HF	513 HF	▲	▲					△	△				
FLH	1200	80	513 HF	553 HF	▲	▲					△	△				
FLH	1200 Anniversary	78	513 HF	513 HF	▲	▲					△	△				
FLH	1200 Touring	77- 78	513 HF	513 HF	▲	▲					△	△				
FLHS	1200	77- 80	513 HF	513 HF	▲	▲					△	△				
FX	1200	74- 80	537 HF	513 HF	▲	▲					△	△				
FXE	1200	74- 80	537 HF	513 HF	▲	▲					△	△				
FXS	1200	78- 79	537 HF	513 HF	▲	▲					△	△				
XL	1200 C Sportster Custom	04-	807 HS	808 LS			▲	▲								
XL	1200 L Sportster Low	07-	807 HS	808 LS			▲	▲								
XL	1200 N Nightster	07-	807 HS	808 LS			▲	▲								
XL	1200 R Sportster Roadster	04-	807 HS*	808 LS			▲	▲								
XL	1200 Sportster Custom	00- 03	826 HS	826 LS	△	△	▲	▲	△	△						
XL	1200 Sportster Sport	00- 03	826 HS*	826 LS	△	△	▲	▲	△	△						
XLH	1200 Sportster	90- 99	579 HS	669 LS	▲	▲	▲	▲	△	△						
XLH	1200 Sportster	00- 03	826 HS	826 LS	△	△	▲	▲	△	△						
XR	1200	08-	860 HS*	808 LS			▲	▲								△
XR	1200 X	10-	860 HS*	808 LS			△	△								
FLH	1340 80	78- 80	513 HF	513 HF	▲	▲					△	△				
FLH	1340 80	81	513 HF	553 HF	▲	▲					△	△				
FLH	1340 Classic	82- 83	543 HF*	553 HF	▲	▲					△	△				
FLH	1340 Electra Glide	82- 83	543 HF*	513 HF	▲	▲					△	△				
FLH	1340 Electra Glide Spec.	84	513 HF	553 HF	▲	▲					△	△				
FLH	1340 Heritage	81	543 HF*	553 HF	▲	▲					△	△				
FLHS	1340 Electra Glide Sport	90	579 HS*	668 LS	▲	▲	▲	▲	△	△						
FLHT	1340 Electra Glide	85- 86	579 HF*	549 HF	▲	▲					△	△				
FLHT	1340 Electra Glide Classic	87- 99	579 HS*	669 LS	▲	▲	▲	▲	△	△						
FLHTC	1340 Electra Glide Classic	85- 86	579 HF*	549 HF	▲	▲					△	△				
FLHTC	1340 Electra Glide Classic	90- 99	579 HS*	668 LS	▲	▲	▲	▲	△	△						
FLHTC	1340 Electra Glide Classic	93	579 HS*	669 LS	▲	▲	▲	▲	△	△						
FLHTC	1340 Ultra Classic	90- 99	579 HS*	668 LS	▲	▲	▲	▲	△	△						
FLST	1340 Heritage Softail	86- 87	579 HF	549 HF	▲	▲					△	△				
FLST	1340 Heritage Softail	88- 99	579 HS	668 LS	▲	▲	▲	▲	△	△						
FLSTC	1340 Heritage Softail Cl.	90- 99	579 HS	669 LS	▲	▲	▲	▲	△	△						
FLSTF	1340 Fat Boy	90- 99	579 HS	669 LS	▲	▲	▲	▲	△	△						
FLSTN	1340 Heritage Softail Nost.	93- 99	579 HS*	669 LS	▲	▲	▲	▲	△	△						
FLT	1340	84- 85	579 HF	553 HF	▲	▲					△	△				
FLT	1340 80	80- 81	543 HF*	553 HF	▲	▲					△	△				
FLT	1340 80 Classic	81	543 HF*	553 HF	▲	▲					△	△				
FLT	1340 Classic	82- 83	543 HF*	553 HF	▲	▲					△	△				
FLT	1340 Tour Glide	82	543 HF*	553 HF	▲	▲					△	△				
FLTC	1340 Tour Glide Classic	85- 86	579 HF	549 HF	▲	▲					△	△				
FLTC	1340 Tour Glide Classic	90	579 HS*	668 LS	▲	▲	▲	▲	△	△						
FLTH	1340 Tour Glide	84	537 HF*	553 HF	▲	▲					△	△				
FXB	1340 80	80- 81	537 HF	513 HF	▲	▲					△	△				
FXB	1340 Sturgis	82	537 HF*	513 HF	▲	▲					△	△				
FXDB	1340 Dyna Glide Daytona	91- 99	579 HS*	669 LS	▲	▲	▲	▲	△	△						
FXDB	1340 Dyna Glide Sturgis	91- 99	579 HF	669 HF	▲	▲					△	△				
FXDB	1340 Sturgis	91- 99	579 HS	669 LS	▲	▲	▲	▲	△	△						
FXDL	1340 Dyna Low Rider	93- 99	579 HS*	669 LS	▲	▲	▲	▲	△	△						
FXDWG	1340 Dyna Wide Glide	93- 99	579 HS	669 LS	▲	▲	▲	▲	△	△						
FXE	1340	82	537 HF	669 HF	▲	▲					△	△				
FXE	1340	85- 86	579 HF	549 HF	▲	▲					△	△				
FXE	1340 80	78- 81	537 HF	513 HF	▲	▲					△	△				
FXE	1340 Super Glide	83- 84	537 HF*	513 HF	▲	▲					△	△				
FXEF	1340 80 Fat Bob	79- 81	537 HF	513 HF	▲	▲					△	△				
FXLR	1340 Low Rider Custom	87- 88	579 HS	669 LS	▲	▲	▲	▲	△	△						
FXLR	1340 Low Rider Custom	93- 99	579 HS	669 LS	▲	▲	▲	▲	△	△						
FXR	1340	78- 81	537 HF	513 HF	▲	▲					△	△				
FXR	1340	87- 88	579 HS	669 LS	▲	▲	▲	▲	△	△						

ALWAYS choose quality as **"RECOMMENDED"** / Choisissez **TOUJOURS** la qualité **"RECOMMANDÉE"**.

* = 2 sets required / 2 jeux pour l'Avant.

△ = Available quality / Qualité disponible. ▲ = Available quality mit ABE / Qualité disponible avec ABE.

▲ = Mit ABE vorne und hinten. TÜV-Abnahme entfällt (gilt nur für Scheibenbremsbeläge).



RECOMMENDED

1xx = Scooter Pads
5xx = Street, Off Road & Racing Pads
2xxx = Brake Shoes



STREET



STREET EXCEL



CARBON TECH



MAXI SINTER



OFF ROAD



RACING OFF ROAD



RACING ROAD RACING



HARLEY DAVIDSON					HF	HF	HS	LS	CT	CT	MS	MS	SI	SI	RSI	RSI	DC	RS
FXR	1340 Super Glide	82 - 83	537 HF	549 HF	▲	▲			△	△								
FXR	1340 Super Glide	85 - 86	579 HF	549 HF	▲	▲			△	△								
FXR	1340 Super Glide	90 - 99	579 HS	669 LS	▲	▲	▲	▲	△	△								
FXRD	1340 Sport Glide GTE	85 - 86	579 HF*	549 HF	▲	▲			△	△								
FXRS	1340 Low Glide	82 - 84	537 HF*	549 HF	▲	▲			△	△								
FXRS	1340 Low Rider	85 - 86	579 HF*	549 HF	▲	▲			△	△								
FXRS	1340 Low Rider Sport	87 - 99	579 HS*	669 LS	▲	▲	▲	▲	△	△								
FXRS	1340 Low Rider Sport Ed.	90 - 99	579 HS*	669 LS	▲	▲	▲	▲	△	△								
FXRS	1340 Low Rider, Convert.	90 - 99	579 HS*	669 LS	▲	▲	▲	▲	△	△								
FXRS	1340 Super Glide II	82 - 83	537 HF*	549 HF	▲	▲			△	△								
FXRT	1340 Sport Glide	85 - 86	579 HF*	549 HF	▲	▲			△	△								
FXRT	1340 Sport Glide	90 - 99	579 HS*	669 LS	▲	▲	▲	▲	△	△								
FXRT	1340 Super Glide II	83	537 HF	549 HF	▲	▲			△	△								
FXS	1340 80	79 - 81	537 HF	513 HF	▲	▲			△	△								
FXS	1340 Low Rider	82	537 HF*	513 HF	▲	▲			△	△								
FXSB	1340 Low Rider	83	537 HF*	549 HF	▲	▲			△	△								
FXST	1340 Softail	84 - 86	579 HF	549 HF	▲	▲			△	△								
FXSTC	1340 Softail Custom	85 - 86	579 HF	549 HF	▲	▲			△	△								
FXSTC	1340 Softail Custom	88 - 99	579 HS	669 LS	▲	▲	▲	▲	△	△								
FXSTS	1340 Springer Softail	90 - 99	579 HS	669 LS	▲	▲	▲	▲	△	△								
FXWG	1340	87 - 88	579 HS	669 LS	▲	▲	▲	▲	△	△								
FXWG	1340 80	80 - 81	537 HF	513 HF	▲	▲			△	△								
FXWG	1340 Wide Glide	82	537 HF*	513 HF	▲	▲			△	△								
FXWG	1340 Wide Glide	83	537 HF*	549 HF	▲	▲			△	△								
FXWG	1340 Wide Glide	84	537 HF	549 HF	▲	▲			△	△								
FXWG	1340 Wide Glide	85 - 86	579 HF	549 HF	▲	▲			△	△								
FLHR/I	1450 Road King	00 - 04	826 HS*	826 LS	△	△	▲	▲	△	△								
FLHR/I	1450 Road King	05 - 06	826 HS*	826 LS	△	△	▲	▲	△	△								
FLHRCI	1450 Road King Classic	00 - 04	826 HS*	826 LS	△	△	▲	▲	△	△								
FLHRCI	1450 Road King Classic	05 - 06	826 HS*	826 LS	△	△	▲	▲	△	△								
FLHRS/I	1450 Road King Custom	04	826 HS*	826 LS	△	△	▲	▲	△	△								
FLHRS/I	1450 Road King Custom	05 - 06	826 HS*	826 LS	△	△	▲	▲	△	△								
FLHT/I	1450 Electra Glide Standard	00 - 04	826 HS*	826 LS	△	△	▲	▲	△	△								
FLHT/I	1450 Electra Glide Standard	05 - 06	826 HS*	826 LS	△	△	▲	▲	△	△								
FLHTC/I	1450 Electra Glide Classic	00 - 04	826 HS*	826 LS	△	△	▲	▲	△	△								
FLHTC/I	1450 Electra Glide Classic	05 - 06	826 HS*	826 LS	△	△	▲	▲	△	△								
FLHTCUI	1450 Ultra Classic Electra Glide	00 - 04	826 HS*	826 LS	△	△	▲	▲	△	△								
FLHTCUI	1450 Ultra Classic Electra Glide	05 - 06	826 HS*	826 LS	△	△	▲	▲	△	△								
FLHXI	1450 Street Glide	06	826 HS*	826 LS	△	△	▲	▲	△	△								
FLSTC	1450 Softail	06 - 07	826 HS	826 LS	△	△	▲	▲	△	△								
FLSTC/I	1450 Heritage Softail Classic	00 - 04	826 HS	826 LS	△	△	▲	▲	△	△								
FLSTCI	1450 Softail	06	826 HS	826 LS	△	△	▲	▲	△	△								
FLSTF	1450 Fat Boy	06 - 07	826 HS	826 LS	△	△	▲	▲	△	△								
FLSTF/I	1450 Fat Boy	00 - 04	826 HS	826 LS	△	△	▲	▲	△	△								
FLSTFI	1450 Fat Boy	06	826 HS	826 LS	△	△	▲	▲	△	△								
FLSTI	1450 Heritage Softail	06	826 HS	846 LS	△	△	▲	▲	△	△								
FLSTN/I	1450 Softail Deluxe	06	826 HS	826 LS	△	△	▲	▲	△	△								
FLSTS/I	1450 Heritage Springer	00 - 03	579 HS	826 LS	▲	▲	▲	▲	△	△								
FLSTSC/I	1450 Springer Softail Classic	06	579 HS	826 LS	▲	▲	▲	▲	△	△								
FLTR/I	1450 Road Glide Classic	00 - 06	826 HS*	826 LS	△	△	▲	▲	△	△								
FXD	1450 Dyna Super Glide	00 - 03	826 HS	826 LS	△	△	▲	▲	△	△								
FXDBI	1450 Dyna Street Bob	06	826 HS	826 LS	△	△	▲	▲	△	△								
FXDC/I	1450 Dyna Super Glide Custom	05 - 06	826 HS	826 LS	△	△	▲	▲	△	△								
FXDI	1450 35th Anniversary Super Glide	06	826 HS	846 LS	△	△	▲	▲	△	△								
FXDI	1450 Dyna Super Glide	04	826 HS	826 LS	△	△	▲	▲	△	△								
FXDI	1450 Dyna Super Glide	05 - 06	826 HS	826 LS	△	△	▲	▲	△	△								
FXDL	1450 Dyna Low Rider	00 - 03	826 HS*	826 LS	△	△	▲	▲	△	△								
FXDLI	1450 Dyna Low Rider	04	826 HS	826 LS	△	△	▲	▲	△	△								
FXDLI	1450 Dyna Low Rider	05 - 06	826 HS	826 LS	△	△	▲	▲	△	△								
FXDS	1450 Dyna Convertible	00 - 02	826 HS*	826 LS	△	△	▲	▲	△	△								
FXDWG	1450 Dyna Wide Glide	00 - 03	826 HS	826 LS	△	△	▲	▲	△	△								
FXDWGI	1450 Dyna Wide Glide	04	826 HS	826 LS	△	△	▲	▲	△	△								
FXDWGI	1450 Dyna Wide Glide	05 - 06	826 HS	826 LS	△	△	▲	▲	△	△								
FXDX	1450 Dyna Super Glide Sport	00 - 03	826 HS*	826 LS	△	△	▲	▲	△	△								
FXDXI	1450 Dyna Super Glide Sport	04	826 HS	826 LS	△	△	▲	▲	△	△								
FXDXI	1450 Dyna Super Glide Sport	05 - 06	826 HS	826 LS	△	△	▲	▲	△	△								
FXDXT	1450 Dyna Super Glide T-Sport	00 - 03	826 HS*	826 LS	△	△	▲	▲	△	△								
FXST/I	1450 Softail Standard	00 - 04	826 HS	826 LS	△	△	▲	▲	△	△								
FXST/I	1450 Softail Standard	05	826 HS	826 LS	△	△	▲	▲	△	△								
FXST/I	1450 Softail Standard	06	826 HS	846 LS	△	△	▲	▲	△	△								
FXSTB/I	1450 Night Train	00 - 04	826 HS	826 LS	△	△	▲	▲	△	△								
FXSTB/I	1450 Night Train	05	826 HS	826 LS	△	△	▲	▲	△	△								

ALWAYS choose quality as **"RECOMMENDED"** / Choisissez **TOUJOURS** la qualité **"RECOMMANDÉE"**.

* = 2 sets required / 2 jeux pour l'Avant.

△ = Available quality / Qualité disponible. ▲ = Available quality mit ABE / Qualité disponible avec ABE.

▲ = Mit ABE vorne und hinten. TÜV-Abnahme entfällt (gilt nur für Scheibenbremsbeläge).



RECOMMENDED

1xx = Scooter Pads
5xx = Street, Off Road & Racing Pads
2xxx = Brake Shoes



STREET

HF HF



STREET EXCEL

HS LS



CARBON TECH

CT CT



MAXI SINTER

MS MS



OFF ROAD

SI SI



RACING OFF ROAD

RSI RSI



RACING ROAD RACING

DC RS



HARLEY DAVIDSON

Model	Year	Year	826 HS	846 LS	HF	HF	HS	LS	CT	CT	MS	MS	SI	SI	RSI	RSI	DC	RS
FXSTB/I 1450 Night Train	06		826 HS	846 LS	△	△	▲	▲	△	△								
FXSTD/I 1450 Softail Deuce	00- 04		826 HS	826 LS	△	△	▲	▲	△	△								
FXSTD/I 1450 Softail Deuce	05		826 HS	826 LS	△	△	▲	▲	△	△								
FXSTD/I 1450 Softail Deuce	06		826 HS	846 LS	△	△	▲	▲	△	△								
FXSTS/I 1450 Softail	05		579 HS	826 LS	▲	△	▲	▲	△	△								
FXSTS/I 1450 Softail	06		579 HS	846 LS	▲	△	▲	▲	△	△								
FXSTS/I 1450 Springer Softail	00- 04		579 HS	826 LS	▲	△	▲	▲	△	△								
FLHR 1584 Road King	07		826 HS*	826 LS	△	△	▲	▲	△	△								
FLHR 1584 Road King	08-		830 HS*	830 LS			▲	▲										
FLHRC 1584 Road King Classic	07		826 HS*	826 LS	△	△	▲	▲	△	△								
FLHRC 1584 Road King Classic	08-		830 HS*	830 LS			▲	▲										
FLHRS 1584 Road King Custom	07-		826 HS*	826 LS	△	△	▲	▲	△	△								
FLHT 1584 Electra Glide Standard	07		826 HS*	826 LS	△	△	▲	▲	△	△								
FLHT 1584 Electra Glide Standard	08-		830 HS*	830 LS			▲	▲										
FLHTC 1584 Electra Glide Classic	07		826 HS*	826 LS	△	△	▲	▲	△	△								
FLHTC 1584 Electra Glide Classic	08-		830 HS*	830 LS			▲	▲										
FLHTCi 1584 Ultra Electra Glide Classic	08-		830 HS*	830 LS			▲	▲										
FLHTCU 1584 Ultra Classic Electra Glide	07-		826 HS*	826 LS	△	△	▲	▲	△	△								
FLHTK 1584 Electra Glide Ultra LTD	10-		830 HS*	830 LS			△	△										
FLHX 1584 Street Glide	07		826 HS*	826 LS	△	△	▲	▲	△	△								
FLHX 1584 Street Glide	08-		830 HS*	830 LS			▲	▲										
FLSTC 1584 Heritage Softail Classic	07		826 HS	846 LS	△	△	▲	▲	△	△								
FLSTC 1584 Heritage Softail Classic	08-		853 HS	854 LS			▲	▲										
FLSTF 1584 Fat Boy	07		826 HS	846 LS	△	△	▲	▲	△	△								
FLSTF 1584 Fat Boy	08-		853 HS	854 LS			▲	▲										
FLSTFB 1584 Fat Boy Special	10-		853 HS	854 LS			△	△										
FLSTN 1584 Softail Deluxe	07		826 HS	846 LS	△	△	▲	▲	△	△								
FLSTN 1584 Softail Deluxe	08-		853 HS	854 LS			▲	▲										
FLSTSC/I 1584 Softail	07		579 HS	846 LS	▲	△	▲	▲	△	△								
FLTR 1584 Road Glide	08-		830 HS*	830 LS			▲	▲										
FLTRX 1584 Road Glide Custom	10-		830 HS*	830 LS			△	△										
FXCW 1584 Rocker	08-		853 HS	854 LS			▲	▲										
FXCWC 1584 Rocker C	08-		853 HS	854 LS			▲	▲										
FXD 1584 Dyna Super Glide	07		826 HS	826 LS	△	△	▲	▲	△	△								
FXD 1584 Dyna Super Glide	08-		853 HS	854 LS			▲	▲										
FXDB 1584 Dyna Street Bob	07		826 HS	826 LS	△	△	▲	▲	△	△								
FXDB 1584 Dyna Street Bob	08-		853 HS	854 LS			▲	▲										
FXDC 1584 Dyna Super Glide Custom	07		826 HS	826 LS	△	△	▲	▲	△	△								
FXDC 1584 Dyna Super Glide Custom	08-		853 HS	854 LS			▲	▲										
FXDF 1584 Fat Bob	08-		853 HS	854 LS			▲	▲										
FXDL 1584 Dyna Low Rider	07		826 HS	826 LS	△	△	▲	▲	△	△								
FXDL 1584 Dyna Low Rider	08-		853 HS	854 LS			▲	▲										
FXDWG 1584 Dyna Wide Glide	07		826 HS	826 LS	△	△	▲	▲	△	△								
FXDWG 1584 Dyna Wide Glide	08-		853 HS	854 LS			▲	▲										
FXST 1584 Softail Standard	07		826 HS	846 LS	△	△	▲	▲	△	△								
FXST 1584 Softail Standard	08-		853 HS	854 LS			▲	▲										
FXSTB 1584 Night Train	07		826 HS	846 LS	△	△	▲	▲	△	△								
FXSTB 1584 Night Train	08-		853 HS	854 LS			▲	▲										
FXSTC 1584 Softail Custom	07		826 HS	846 LS	△	△	▲	▲	△	△								
FXSTC 1584 Softail Custom	08-		853 HS	854 LS			▲	▲										
FXSTD 1584 Softail Deuce	07		826 HS	846 LS	△	△	▲	▲	△	△								
FLHTCUTG 1690 Tri Glide Ultra Classic Trike	09-		830 HS*				△											
FLHXXX 1690 Street Glide Trike	10-		830 HS*				△											

HERCULES

	Silver Star Classic	93	506 HF		△													
GP	Supra	80-	541 HF		▲													
KX-5		87-	532 HF		△													
ZX		86-	519 HF		△													
	50 Gipsy, Splinter, Reggae	95-	123 HF	2012	▲			△										
	50 Limbo	95-	2011	2012														
	50 Ultra	79- 83	532 HF*		▲													
RS	50	79- 83	532 HF*		▲													
SR	50 Samba	93-	2012	2012														
	80 Ultra AC	81	532 HF*		▲													
	80 Ultra AC Ch.	81- 83	532 HF*		▲													
	80 Ultra Chopper	81- 83	532 HF*		▲													
RX-9	80	82- 83	532 HF		▲													
RX-9	80 Aircooled	82- 83	532 HF		▲													
SR	80 Samba	93-	2012	2012														
	280 ATV	07-	810 SI*		▲								▲			△		
	300 ATV Sport	07-	810 SI*		▲								▲			△		

ALWAYS choose quality as **“RECOMMENDED”** / Choisissez **TOUJOURS** la qualité **“RECOMMANDÉE”**.

* = 2 sets required / 2 jeux pour l'Avant.

△ = Available quality / Qualité disponible. ▲ = Available quality mit ABE / Qualité disponible avec ABE.

▲ = Mit ABE vorne und hinten. TÜV-Abnahme entfällt (gilt nur für Scheibenbremsbeläge).


RECOMMENDED

 1xx = Scooter Pads
 5xx = Street, Off Road & Racing Pads
 2xxx = Brake Shoes

STREET

STREET EXCEL

CARBON TECH

MAXI SINTER

OFF ROAD

RACING OFF ROAD

RACING ROAD RACING


HERO ENVOY			RECOMMENDED		STREET		STREET EXCEL		CARBON TECH		MAXI SINTER		OFF ROAD		RACING OFF ROAD		RACING ROAD RACING	
					HF	HF	HS	LS	CT	CT	MS	MS	SI	SI	RSI	RSI	DC	RS
50		99-	105 HF		△				△									
HIGHLAND																		
450 MX		06-	671 RSI	675 RSI	▲	▲								▲	▲	△	△	
950 V2 Motard		00-	671 HF	675 HF	△	△								△	△	△	△	
950 V2 Outback		99-	671 HF	675 HF	▲	▲								▲	▲	△	△	
HM																		
CRE	50	98-	608 HF	548 HF	△	△												
CRE	50	06-	774 HF	604 HF	▲	▲												
CRE	50 Baja	97-	548 HF	548 HF	△	△												
	125 Supermotard	00- 02	694 HF	604 HF	△	△								△	△	△	△	
CR	125 Supermotard	04- 06	694 HF	777 RSI	△	△								△	△	△	△	
CRE	125 Enduro	95- 01	694 SI	604 SI	△	△								△	△	△	△	
CRE	125 Enduro	02-	694 SI	777 SI	△									△	△	△	△	
CRE	125 Supermotard	03	694 HF	604 HF	△	△								△	△	△	△	
CRM	125 X Supermotard	07	843 RSI	777 RSI			△								△	△	△	△
	250 Supermotard	00- 02	694 HF	604 HF	△	△								△	△	△	△	
CRE	250 Enduro	95- 01	694 SI	604 SI	△	△								△	△	△	△	
CRE	250 Enduro	02-	694 SI	777 SI	△									△	△	△	△	
CRE	250 F Enduro	04-	694 SI	777 SI	△									△	△	△	△	
CRE	250 Supermotard	03	694 HF	604 HF	△	△								△	△	△	△	
CRE	250 Supermotard	04- 07	694 HF	777 RSI	△									△	△	△	△	
CRE	250 X Enduro	04-	694 SI	777 SI	△									△	△	△	△	
CRF	250 Supermotard	04- 06	694 HF	777 RSI	△									△	△	△	△	
CRM	250 X Supermotard	07-	843 RSI	777 RSI			△								△	△	△	△
CRE	450 F Enduro	02-	694 SI	777 SI	△									△	△	△	△	
CRE	450 X Enduro	04-	694 SI	777 SI	△									△	△	△	△	
CRF	450 Supermotard	02- 06	694 HF	777 RSI	△									△	△	△	△	
CRM	450 X Supermotard	07-	843 RSI	777 RSI			△								△	△	△	△
CRM	500 X Supermotard	07-	843 RSI	777 RSI			△								△	△	△	△
HONDA																		
QA	K1-K3	87-	2074	2074														
	50 Dio, Life	94-	2057	2057														
	50 Formula	94-	123 HF		△				△									
	50 Giorno	92- 94	670 HF		△													
	50 Jazz	92-	670 HF		△													
	50 Sky Classic	00-	123 HF	2012	▲				△									
	50 Sky Vetro	00-	123 HF	2012	△				△									
	50 Super Dio (Japan)	94-	2057	2057														
	50 Tact S	93-	115 HF	2057	△				△									
C	50 all models	75- 93	2012	2012														
CB	50 all models	80- 81	100 HF	2013	▲				△									
CB	50 all models	81	2013	2013														
CB	50 J, K1	75- 79	525 HF	2013	△													
CB	50 Replica	99-		144 HF		△				△								
CF	50 Chaly	79	2012	2012														
CR	50 RE, RF	84- 85	2057	2057														
CRF	50	04-	2010	2010														
CRM	50	88- 92	100 HF	121 HF	△	△			△									
CRM	50	93- 96	115 HF	121 HF	△	△			△									
CRM	50 (Made in Spain)	93- 96	139 HF		△				△									
GP	50 Dio	89- 90	670 HF	2011	△													
GP	50 Dio	91-	115 HF	2057	△				△									
HSC	50 ZR, 01 Scooter	92-	115 HF	2057	△				△									
MB	50 S	80- 82	100 HF	2013	▲				△									
MBX	50	80- 82	100 HF	2013	▲				△									
MBX	50 S	83- 85	103 HF	2013	▲				△									
MRX	50	88-	100 HF	2013	△				△									
MT	50 S	80- 93	2013	2013														
MTX	50 SC-SD	83- 84	2013	2013														
NA	50 Express	79- 81	2010	2011														
NB	50 ME, Aero	83- 87	2010	2011														
NC	50 Express	77- 80	2010	2010														
NC	50 Express	81- 83	2010	2011														
ND	50 C, ML Melody	82-	2010	2011														
NE	50 MF, MG, TH Vision	85- 87	2010	2011														
NH	50 Lead	- 83	2012	2011														
NH	50 Lead	86- 93	110 HF	2011	▲				△									
NH	50 Lead	94-	121 HF	2011	▲													
NH	50 Lead (Drum vers.)	94-	2012	2011														

ALWAYS choose quality as "RECOMMENDED" / Choisissez **TOUJOURS** la qualité "RECOMMANDÉE".

* = 2 sets required / 2 jeux pour l'Avant.

△ = Available quality / Qualité disponible. ▲ = Available quality mit ABE / Qualité disponible avec ABE.

▲ = Mit ABE vorne und hinten. TÜV-Abnahme entfällt (gilt nur für Scheibenbremsbeläge).



RECOMMENDED

1xx = Scooter Pads
5xx = Street, Off Road & Racing Pads
2xxx = Brake Shoes



STREET



STREET EXCEL



CARBON TECH



MAXI SINTER



OFF ROAD



RACING OFF ROAD



RACING ROAD RACING



HONDA					HF	HF	HS	LS	CT	CT	MS	MS	SI	SI	RSI	RSI	DC	RS
NH	50 Lead SS,MR,MSE	84- 85	112 HF	2011	▲				△									
NN	50 MD Gyro	84	2010	2010														
NP	50 Melody D Mini	83-	2010	2011														
NPS	50 Zoomer	01-	2057	2057														
NQ	50 D, Spree	84- 87	2010	2010														
NS	50 F, Aero	88-	103 HF	2011	△				△									
NS-1	50	91-	103 HF	2011	△				△									
NSR	50	89- 90	103 HF	2013	▲				△									
NT	50 F, G, H Melody Mini	85- 87	2010	2010														
NU	50 MC Runaway, Express	82- 83	2057	2011														
NV	50 MSD Stream	84-	2011	2011														
NX	50 A, B, MC Caren	82	2010	2011														
OR	50	93-	2010	2011														
PA	50	78- 81	2010	2074														
PA	50	82- 83	2010	2010														
PA	50 Camino	80-	2074	2074														
PC	50 K1	79-	2010	2010														
PF	50 M Nocio	75-	2074	2074														
PK	50 Walaroo DX-STD	90- 01	2057	2012														
PX	50	82- 83	2074	2011														
PX	50	84-	2074															
PXR	50 all models	85-	2193	2194														
QR	50	93- 03	2010	2057														
QR	50 ED, EF	82- 92	2010	2011														
R	50 Monkey	88-	618 HF	2012	△													
SA	50 Elite LX, SR	88- 93	2010	2011														
SA	50 J Vision	88- 94	2057	2057														
SB	50	88- 89	2010	2010														
SC	50 1-ZX	92-	670 HF		△													
SFX	50 Sport	96-	123 HF	2012	▲				△									
SGX	50 Sky DX	97-	123 HF	2012	▲				△									
SH	50 City Express	84- 96	2080	2012														
SH	50 City Express	85- 96		2012														
SH	50 Fifty, Scoopy	00-	123 HF		▲				△									
SH	50 Scoopy	88-	2012	2080														
SH	50 T	97	123 HF	2012	▲				△									
SJ	50 Bali	93- 98	124 HF	2012	▲				△									
SP	50	- 91	100 HF		△				△									
SP	50	92-	670 HF		△													
SR	50 Dio	93-	115 HF	2057	△				△									
SR	50 Super Dio	91- 92	115 HF	2057	△				△									
SRX	50 Shadow	98-	144 HF		▲				△									
SS	50 K2	75- 77	2012	2012														
SS	50 ZB2	75- 80	525 HF	2012	△													
ST	50 Dax	78- 93	2012	2012														
SXR	50	98-	123 HF		△				△									
SZX	50 X8R-S	98-	123 HF	129 HF	▲	▲			△	△								
SZX	50 X8R-X	98-	123 HF	129 HF	▲	▲			△	△								
TG	50 M Gyro S	85- 86	2010	2010														
TLM	50 F	85-	2057	2057														
XL	50		2013	2013														
XR	50 R	00-	2010	2010														
Z	50 R, RD	80- 99	2010	2010														
ZX	50 Super Dio	92-	115 HF	2057	△				△									
CR	60 RF, RG	85- 86	2057	2057														
ATC	70 all models	78- 85		2069														
C	70 all models	75- 83	2012	2012														
CF	70 K2, C	78	2012	2012														
CRF	70	04-	2057	2057														
CT	70	91- 94	2010	2010														
ST	70 Dax	78- 93	2012	2012														
TRX	70	86- 87	2048	2041														
XR	70	97-	2057	2057														
	75 Yupy	90-	121 HF	2012	△													
CRM	75 R	90- 94	603 HF	604 HF	△	△												
NF	75	79	2012	2012														
NS-1	75	92-	119 HF	121 HF	△	△			△		△							
NSR	75 Fil	88- 00	103 HF	2013	△				△									
SA	75 Vision	89-	2012	2057														
SH	75 Scoopy	88- 95	2012	2080														
XR	75 K4	75- 79	2013	2013														
XR	75 K5	79-	2012	2013														

ALWAYS choose quality as **"RECOMMENDED"** / Choisissez **TOUJOURS** la qualité **"RECOMMANDÉE"**.

* = 2 sets required / 2 jeux pour l'Avant.

△ = Available quality / Qualité disponible. ▲ = Available quality mit ABE / Qualité disponible avec ABE.

▲ = Mit ABE vorne und hinten. TÜV-Abnahme entfällt (gilt nur für Scheibenbremsbeläge).



RECOMMENDED

1xx = Scooter Pads
5xx = Street, Off Road & Racing Pads
2xxx = Brake Shoes

STREET

STREET EXCEL

CARBON TECH

MAXI SINTER

OFF ROAD

RACING OFF ROAD

RACING ROAD RACING

HONDA																	
			HF	HF	HS	LS	CT	CT	MS	MS	SI	SI	RSI	RSI	DC	RS	
CB	80	80 - 81	100 HF	▲			△										
CH	80 Elite	85 -	2012														
CR	80 R	86 - 91	584 SI	2043	▲							▲		△			
CR	80 R, RB	92 - 95	584 RSI	604 RSI	▲	▲						▲	▲	△	△		
CR	80 R, RB	96 - 02	584 RSI	604 RSI	▲	▲						▲	▲	△	△		
CR	80 R2	85	2013	2013													
CR	80 RA, RB	80 - 81	2013	2013													
CR	80 RC	82	2013	2057													
CR	80 RD, RE	83 - 84	2057	2057													
CR	80 RF	85	2057	2043													
CRF	80	04 -	2057	2057													
CRM	80	89 -	584 HF	604 HF	▲	▲							▲	▲	△	△	
Lead	80 SS	85	628 HF	2011	△												
MB	80	80 -	548 HF	2043	▲												
MBX	80	83 - 86	551 HF	2013	▲												
MBX	80	86 -	558 HF	2013	▲												
MBX	80 DX	82 -	551 HF	2013	▲												
MBX	80 FWD	83 - 86	536 HF*	2013	▲												
MBX	80 SW, SWD	83 -	551 HF	2013	▲												
MCX	80	82 -	548 HF	2013	▲												
MTX	80 R	87 -	558 HF	2013	▲												
MTX	80 RF	83 - 84	2013	2013													
NH	80 Aero	85 -	2012	2057													
NH	80 Lead Scooter	85	112 HF	2011	▲			△									
NH	80 Lead Scooter	86 -	110 HF	2011	▲			△									
NH	80 MD Lead, Aero	83 - 84	2012	2011													
NSR	80 R	87 - 92	103 HF	121 HF	△	△		△									
NSR	80 R	93 -	119 HF	121 HF	△	△		△		△							
R	80 Lead	88 -	618 HF	2011	△												
SH	80 Scoopy	88 -	2012	2080													
XR	80	79 - 84	2013	2013													
XR	80 R	85 - 88	2057	2057													
CR	85 R, R Expert	03 -	592 RSI	604 RSI	▲	▲							▲	▲	△	△	
C	90	93 - 02	2013	2013													
C	90 all models	75 - 92	2012	2012													
CB	90	79 -	525 HF		△												
EZ	90 Cub	90 - 95	2012	2012													
NH	90 Yupy	90 - 94	121 HF	2013	▲												
SRX	90 Shadow	99 -	144 HF		▲			△									
	100 Lead	00 -	104 HF		▲			△		▲							
CB	100 N	79 - 80	529 HF	2013	△												
CRF	100	04 -	2057	2057													
EX	100 Bali	96 -	124 HF		▲			△									
H	100 A, SD, SG, SJ	82 - 92	2012	2012													
NSF	100	06 -	688 RS	604 HF	△	△										△	
SJ	100 Bali	97 -	124 HF	2012	▲			△									
XL	100 all models	78 - 85	2013	2013													
XR	100	81 - 84	2013	2013													
XR	100 R	85 -	2057	2057													
ATC	110 all models	79 - 85		2019													
CG	110	77 - 79	525 HF		△												
NHX	110	10 -	104 CT		△			△		△							
SCV	110	08 -	125 HF		△			△		△							
ANF	125 i Innova	07 -	180 CT		▲			△									
ANF	125 Innova	03 - 06	180 CT	2012	▲			△									
ATC	125 ME, MF, MG, MH	84 - 87	2012	2019													
CA	125 Rebel	95 - 96	713 HF	2026	▲												
CA	125 Rebel	97 -	588 HF	2026	▲												
CB	125	72 - 74	2012	2012													
CB	125 J	79 -	525 HF	2013	△												
CB	125 RS	83 -	536 HF	2069	△												
CB	125 S	76 - 78	525 HF	2013	△												
CB	125 S	79 - 82	2013	2013													
CB	125 S	84 - 85	2041	2012													
CB	125 T	85 -	529 HF	2069	▲												
CB	125 T, Superdream	82 -	572 HF	2069	▲												
CB	125 T, T1, T2, TZ	77 -	529 HF	2069	▲												
CB	125 TDC	83 - 89	542 HF	2069	▲												
CB	125 TT	90	647 HF	2069	▲												
CBF	125	09 -	797 HF		▲												
CBR	125 R	04 -	797 HF	784 HF	▲	▲											
CBX	125 Custom	88	551 HF	2013	▲												

ALWAYS choose quality as "RECOMMENDED" / Choisissez TOUJOURS la qualité "RECOMMANDÉE".

* = 2 sets required / 2 jeux pour l'Avant.

△ = Available quality / Qualité disponible. ▲ = Available quality mit ABE / Qualité disponible avec ABE.

▲ = Mit ABE vorne und hinten. TÜV-Abnahme entfällt (gilt nur für Scheibenbremsbeläge).



RECOMMENDED

1xx = Scooter Pads
5xx = Street, Off Road & Racing Pads
2xxx = Brake Shoes

STREET

HF HF



STREET EXCEL

HS LS



CARBON TECH

CT CT



MAXI SINTER

MS MS



OFF ROAD

SI SI



RACING OFF ROAD

RSI RSI



RACING ROAD RACING

DC RS



HONDA			HF	HF	HS	LS	CT	CT	MS	MS	SI	SI	RSI	RSI	DC	RS
CBX	125 F	84- 88	572 HF	2020	▲											
CD	125	82-	2023	2069												
CG	125	04-	536 HF		△											
CG	125 A, B, C	77- 84	2012	2012												
CG	125 E, F, J	85-	2041	2012												
CH	125 D, E, Spacy, Elite	83- 84	2012	2012												
CH	125 Spacy	94-	125 CT	2041	▲			△		▲						
CLR	125 Cityfly	99-	588 HF		▲											
CM	125	82- 85	2023	2069												
CR	125	02-	694 RSI	777 RSI	▲							▲	▲	△	△	
CR	125 M2, M3, M4	76- 78	2013	2013												
CR	125 R	79- 81	2031	2041												
CR	125 R	95- 01	694 RSI	604 RSI	▲	▲						▲	▲	△	△	
CR	125 RC	82	2041	2041												
CR	125 RD	83	2042	2042												
CR	125 RE, RF	84- 85	558 SI	2042	▲							▲		△		
CR	125 RG	86	558 SI	2047	▲							▲		△		
CR	125 RH, RJ, RK	87- 94	603 RSI	604 RSI	▲	▲						▲	▲	△	△	
CRE	125	02-	694 SI	777 SI	▲							▲	▲	△	△	
CRM	125 , R	90- 98	588 HF	646 HF	▲	▲										
CT	125 C	85	2013	2013												
FES	125 Pantheon	98- 02	147 CT	2198	▲			△		▲						
FES	125 Pantheon	03-	147 CT	161 CT	▲	▲		△	△	▲	▲					
FES	125 S-Wing	08-	192 CT	193 CT	▲	▲		△	△	▲	▲					
FS	125 Sonic	03-	551 HF		△											
MBX	125 RWB	84-	551 HF	2042	△											
MT	125 R	- 77	525 HF	2013	△											
MT	125 R	78-	517 HF	2013	△											
MTX	125 Camel, Italy	88-	588 HF	2012	▲											
MTX	125 R	84- 95	588 HF	2013	▲											
MTX	125 R, Italy	86	588 HF	2013	▲											
MTX	125 RWD	83- 84	2013	2013												
NES	125 @	01-	104 CT		▲			△		▲						
NH	125 Lead Scooter	86- 87	112 CT	2012	▲			△								
NH	125 Lead, Aero	83- 84	2012	2012												
NS	125	89	622 HF	618 HF	▲	▲										
NS	125 Italy	85- 88	588 HF	2012	▲											
NSR	125 F	88- 89	558 HF	2012	▲											
NSR	125 F, R	90- 92	588 HF	646 HF	▲	▲										
NSR	125 R, Italy	89-	588 HF	646 HF	▲	▲										
NX	125 , Transcity	90- 98	588 HF	2013	▲											
PCX	125	09-	205 CT		△			△								
PS	125 i	07-	125 CT		▲			△		▲						
R	125 Lead	88-	618 HF	2013	△											
RS	125	95-	566 DC	618 RQ	△	△	△								△	△
RS	125 R	91- 94	627 HF*	618 HF	△	△										
RTV	125 NRS, Italy	87-	588 HF	2012	△											
SES	125 Dylan	02-	125 CT		▲			△		▲						
SH	125	02- 08	104 CT		▲			△		▲						
SH	125 i	09-	192 HF	193 HF	▲	▲		△	△	▲	▲					
SL	125 K1A	76	2012	2012												
SL	125 K1D, E, F, G, K2A	76- 80	2013	2013												
TL	125	76	2013	2013												
TRX	125	85- 88	2012	2019												
VT	125 C1 Shadow	99-	688 HF	2026	▲											
VT	125 C2 Shadow	99- 00	688 HF	2026	▲											
VT	125 C2 Shadow	01-	688 HF	2026	▲											
XL	125 K2	78	2013	2013												
XL	125 K3	79	2012	2013												
XL	125 R	86	558 HF	2013	△											
XL	125 R, P.D., Italy	85	588 HF	2013	△											
XL	125 R, P.D., Italy, EX	87-	588 HF	2013	△											
XL	125 S	79- 84	2013	2013												
XLR	125 R	98-	627 HF	2013	▲											
XLV	125 Varadero	01-	688 HF	784 HF	▲	▲										
XR	125 L	03-	694 HF	2013	▲											
CBR	150 R	00- 03	797 HF	784 HF	△	△										
CBR	150 R	04-	797 HF	784 HF	▲	▲										
CG	150	04-	536 HF		△											
CH	150 D Elite	85- 87	2012	2012												
CRF	150 F	03-	694 SI	2013	△							△				
CRF	150 R	07-	592 RSI	777 RSI	▲							▲	▲	△	△	

ALWAYS choose quality as **“RECOMMENDED”** / Choisissez **TOUJOURS** la qualité **“RECOMMANDÉE”**.

* = 2 sets required / 2 jeux pour l'Avant.

△ = Available quality / Qualité disponible. ▲ = Available quality mit ABE / Qualité disponible avec ABE.

▲ = Mit ABE vorne und hinten. TÜV-Abnahme entfällt (gilt nur für Scheibenbremsbeläge).



RECOMMENDED
 1xx = Scooter Pads
 5xx = Street, Off Road & Racing Pads
 2xxx = Brake Shoes

STREET

STREET EXCEL

CARBON TECH

MAXI SINTER

OFF ROAD

RACING OFF ROAD

RACING ROAD RACING

HONDA					HF	HF	HS	LS	CT	CT	MS	MS	SI	SI	RSI	RSI	DC	RS
FES	150 Pantheon	99- 02	147 CT	2198	▲				△		▲							
FES	150 Pantheon	03-	147 CT	161 CT	▲	▲			△	△	▲	▲						
FES	150 S-Wing	08-	192 CT	193 CT	▲	▲			△	△	▲	▲						
NES	150 @	01-	104 CT		▲				△		▲							
NS	150	92-	121 HF		△													
NSR	150	02-	688 HF	611 HF	△	△												
PS	150 i	07-	125 CT		▲				△		▲							
SES	150 Dylan	02-	125 CT		▲				△		△							
SH	150	02- 08	104 CT		▲				△		▲							
SH	150 i	09-	192 HF	193 HF	△	△			△	△	△	△						
CB	175 K3-K7	74- 76		2068														
CD	175 all models	71- 78	2019															
ATC	185 A, S, SB	80- 83	2012	2019														
CBX	185 Custom	88-		2013														
CBX	185 F	84-		2026														
CD	185 T	78-	2023	2069														
CM	185 T	78- 79	2023	2069														
XL	185 S	79- 83	2013	2013														
ATC	200	81- 83	2012	2019														
ATC	200 X	83- 85	592 SI	562 SI	△	△							△	△	△	△		
CB	200 B, T	74- 79	521 HF	2068	△													
CD	200 T	79	2023	2069														
CM	200 TA, TB	80- 82	2023	2069														
CTX	200	04-	694 SI	2013	△								△					
MTX	200 R	85-	558 HF	2013	▲													
MTX	200 RWD	83- 84	2013	2013														
TL	200 J, Y	76- 78	2013	2013														
TLR	200 D, E, F	83- 85	2057	2057														
TLR	200 G, H	86- 87	2013	2057														
TRX	200	84	2044	2019														
TRX	200	90- 91	2083	2019														
TRX	200 D Type II	91- 97	2083	2019														
TRX	200 SX	86- 88	2083	2019														
XL	200 R	83- 84	2013	2013														
XL	200 R, P.D., Italy	85-	588 HF	2012	△													
XR	200	80- 84	2013	2013														
XR	200 R	84- 02	2013	2013														
XR	200 R, Pro Link	81- 83	2013	2013														
TLM	220	89-	664 HF	629 HF	△	△												
CRF	230	04- 09	694 SI	2013	▲									▲		△		
CRF	230 L	08-	694 SI	604 SI	△	△								△	△	△	△	
CRF	230 M	09-	694 SI	604 SI	△	△								△	△	△	△	
SL	230	97-	694 HF	604 HF	▲	▲												
	250 Cota 4RT	05-	802 HF	803 HF	▲	▲												
	250 Forza	00- 04	156 MS	158 MS	▲	▲			△	△	▲	▲						
	250 Forza	05-	192 MS	193 MS	▲	▲			△	△	▲	▲						
	250 Jazz	01-	156 MS	158 MS	▲	▲			△	△	▲	▲						
	250 Steed	93-	627 HF		△													
ATC	250 ES, SX	85- 87	2019	2024														
ATC	250 R	81	536 SI	2014	△									△		△		
ATC	250 R	82- 84	584 SI	562 SI	△	△								△	△	△	△	
ATC	250 R	85- 86	558 SI	558 SI	△	△								△	△	△	△	
ATC	250 X	85	558 SI	562 SI	△	△								△	△	△	△	
AX-1	250	90	603 HF	629 HF	▲	▲												
CA	250 Rebel	90-	638 HF	2058	△													
CB	250	88-	600 HF	2058	△													
CB	250	92- 05	627 HF	2058	▲													
CB	250 G, T	74- 76	501 HF	2024	△													
CB	250 K3-K5	73- 75	2071	2024														
CB	250 N	78-	526 HF	2058	▲													
CB	250 NA, NB, T, TZ	77-	526 HF	2058	▲													
CB	250 Nighthawk	91- 02	2023	2069														
CB	250 Rebel	86-	551 HF		▲													
CB	250 RS	80- 84	526 HF	2068	▲													
CB	250 RS	85-	558 HF	2068	▲													
CBF	250	04-	688 HF		▲													
CBR	250 F	86-	593 HF*		▲													
CBR	250 Hurricane	87-	593 HF*	614 HF	△	△												
CBR	250 Nighthawk	92-	627 HF		△													
CBR	250 R	11-	627 HS		△	△	△	△									△	△
CBR	250 R ABS	11-	828 HS		△	△	△	△										
CBR	250 R, RR	90	627 HF*	614 HF	▲	▲												

ALWAYS choose quality as "RECOMMENDED" / Choisissez TOUJOURS la qualité "RECOMMANDÉE".

* = 2 sets required / 2 jeux pour l'Avant.

△ = Available quality / Qualité disponible. ▲ = Available quality mit ABE / Qualité disponible avec ABE.

▲ = Mit ABE vorne und hinten. TÜV-Abnahme entfällt (gilt nur für Scheibenbremsbeläge).



RECOMMENDED

1xx = Scooter Pads
5xx = Street, Off Road & Racing Pads
2xxx = Brake Shoes

STREET

STREET EXCEL

CARBON TECH

MAXI SINTER

OFF ROAD

RACING OFF ROAD

RACING ROAD RACING



HONDA					HF	HF	HS	LS	CT	CT	MS	MS	SI	SI	RSI	RSI	DC	RS
CBR	250 RJ	88	627 HF*	614 HF	▲	▲												
CBX	250 RSE	84-	542 HF	2026	△													
CBX	250 S	88-	572 HF		△													
CD	250 UJ	88- 92	600 HF	2069	▲													
CH	250 Elite	85- 86	2041	2082														
CH	250 Elite	87- 90	2041	2041														
CH	250 Spacy	85- 86	558 HF	2082	▲													
CH	250 Spacy, Freeway Fusion	88-	104 MS	2041	▲				△		▲							
CJ	250 T	76- 78	501 HF	2024	△													
CL	250 SC	81	2023	2068														
CM	250 C	82- 83	2023	2069														
CM	250 TB	81-	526 HF	2058	△													
CMX	250 C Rebel	96	713 HF	2069	▲													
CMX	250 C Rebel	97-	713 HF	2069	▲													
CMX	250 Rebel	85-	551 HF	2069	△													
CN	250	93-	127 CT	2041	△				△									
CN	250 Helix	86- 87	160 CT	2032	△				△									
CN	250 Helix (Fusion)	92	127 CT	2082	▲				△									
CN	250 Helix (Fusion)	93-	627 HF	2082	▲													
CN	250 Scooter	88- 92	127 CT	2189	△				△									
CN	250 Spazio	88- 89	558 HF	2041	▲													
CN	250 Spazio	88- 92	572 HF	2189	▲													
CR	250	02-	694 RSI	777 RSI	▲								▲	▲	△	△		
CR	250 R	81- 82	2030	2041														
CR	250 R	83		2042														
CR	250 R	87- 94	603 RSI	604 RSI	▲	▲							▲	▲	△	△		
CR	250 R	95- 01	694 RSI	604 RSI	▲	▲							▲	▲	△	△		
CR	250 RE, RF	84- 85	558 SI	2042	▲								▲		△			
CR	250 RG	86	558 SI	2047	▲								▲		△			
CR	250 RZ, RA	79- 80	2031	2075														
CRE	250	02-	694 SI	777 SI	▲								▲	▲	△	△		
CRE	250 F	04-	694 SI	777 SI	▲								▲	▲	△	△		
CRF	250 R	04- 09	694 RSI	777 RSI	▲								▲	▲	△	△		
CRF	250 R Efi	10-	694 RSI	777 RSI	▲								▲	▲	△	△		
CRF	250 X	04-	694 SI	777 SI	▲								▲	▲	△	△		
CRM	250 R	90	603 HF	629 HF	▲	▲												
FES	250 Foresight	98- 99	156 MS	2198	▲				△		▲							
FES	250 Foresight	00-	156 MS	161 MS	▲	▲			△	△	▲	▲						
FL	250 Odyssey	77- 84	525 HF	2019	▲													
FTR	250	86-	558 HF	558 HF	△	△												
GB	250 Clubman	88-	542 HF		▲													
NS	250	89	622 HF	618 HF	▲	▲												
NS	250 R	85	572 HF*	542 HF	▲	▲												
NSR	250 R	87-	593 HF*	542 HF	▲	▲												
NSR	250 R, SP	90	622 HS*	614 LS	▲	▲	▲	▲										
NSR	250 RJ	88-	622 HF*	614 HF	▲	▲												
NSS	250	00- 04	156 MS	158 MS	▲	▲			△	△	▲	▲						
NSS	250	05-	192 MS	193 MS	▲	▲			△	△	▲	▲						
NX	250	88- 90	603 HF	2029	▲													
PS	250	05-	192 MS		▲				△		▲							
RS	250 R	91- 92	622 DC*	614 HF	△	△	△	△									△	△
RS	250 R	93-	566 DC*	618 RQ	△	△	△										△	△
RTL	250 SG	86-	2013	2013														
TL	250 K1	79	2013	2013														
TLM	250 RJ	89	2013	2013														
TLR	250 R	85-	2013	2013														
TRX	250	85- 87	2044	2024														
TRX	250 EX Sportrax	01- 08	592 SI*		▲									▲		△		
TRX	250 R	86- 89	603 SI*	558 SI	▲	▲								▲	▲	△	△	
TRX	250 Recon	97-	2083															
TRX	250 X	08-	592 SI*											▲		△		
TRX	250 X Fourtrax	87	603 SI*	558 SI	▲	▲								▲	▲	△	△	
VT	250 F	83- 87	552 HF	2068	▲													
VT	250 F	88- 90	593 HF	2068	▲													
VT	250 Spada	89	627 HF	614 HF	▲	▲												
VTR	250	88- 89	552 HF	2068	▲													
VTR	250	90	593 HS	2068	▲		▲											
VTR	250	98-	654 HF	614 HF	▲	▲	▲	▲										
VTZ	250	88-	593 HF	2068	▲													
XL	250	78- 79	2070	2023														
XL	250 Degree	91-	603 HF	2029	▲													
XL	250 R	82- 83	2041	2029														

ALWAYS choose quality as **“RECOMMENDED”** / Choisissez **TOUJOURS** la qualité **“RECOMMANDÉE”**.

* = 2 sets required / 2 jeux pour l'Avant.

△ = Available quality / Qualité disponible. ▲ = Available quality mit ABE / Qualité disponible avec ABE.

▲ = Mit ABE vorne und hinten. TÜV-Abnahme entfällt (gilt nur für Scheibenbremsbeläge).



RECOMMENDED

1xx = Scooter Pads
5xx = Street, Off Road & Racing Pads
2xxx = Brake Shoes

STREET

STREET EXCEL

CARBON TECH

MAXI SINTER

OFF ROAD

RACING OFF ROAD

RACING ROAD RACING

HONDA					HF	HF	HS	LS	CT	CT	MS	MS	SI	SI	RSI	RSI	DC	RS
XL	250 R	84- 87	558 HF	2013	▲													
XL	250 S	78- 80	2023	2029														
XL	250 S	81	2023	2026														
XLR	250 R	88-	558 SI	2013	▲									▲		△		
XLR	250 R Baja	88- 90	603 SI	629 SI	▲	▲								▲	▲	△	△	
XLR	250 R SPL	94-	694 SI	604 SI	▲	▲								▲	▲	△	△	
XR	250	79- 80	2023	2029														
XR	250 L	91- 92	603 HF	604 HF	△	△												
XR	250 L	93- 97	694 SI	604 SI	▲	▲								▲	▲	△	△	
XR	250 R	81- 83	2030	2029														
XR	250 R	84- 87	558 HF	2013	△													
XR	250 R	88- 89	603 HF	2013	△													
XR	250 R	90- 95	603 HF	604 HF	△	△												
XR	250 S, R	96-	694 HF	604 HF	▲	▲												
TLM	260 R	90-	664 HF	629 HF	△	△												
CB	300	10-	688 HF		▲													
SH	300 i	07-	192 MS	193 HF	▲	▲			△	△	▲	▲						
TRX	300	88- 00	2086	2024														
TRX	300 EX Sportrax	01- 08	592 SI*	592 SI	▲	▲								▲	▲	△	△	
TRX	300 X	09-	592 SI*	592 SI										▲	▲	△	△	
XR	300	10-	694 HF	604 HF	△	△								△	△	△	△	
ATC	350 X	85	558 SI	562 SI	▲	▲								▲	▲	△	△	
ATC	350 X	86-	603 SI	562 SI	▲	▲								▲	▲	△	△	
CB	350 F, F1	73- 76	501 HF	2024	△													
CB	350 K4	74	2071	2024														
CB	350 S.G. (U.K. only)	87- 90	593 HF*	2058	▲													
FL	350 R Odyssey	85- 87	2044	610 HF		▲												
NX	350		593 HF	2013	▲													
TRX	350 all models	86- 89	2045	2046														
TRX	350 Rancher /ES 2x4, 4x4	00-	2085	2207														
XL	350	76- 78	2070	2023														
XL	350 R	84-	558 HF	2029	▲													
XR	350 R	83	2042	2013														
XR	350 R	84- 85	558 HF	2013	▲													
CB	360 G, T	73- 76	501 HF	2024	△													
CJ	360 T	76- 78	501 HF	2024	△													
CL	360	74-	501 HF	2024	△													
	400 Xelvis		542 HF	542 HF	△	△												
CB	400	81-	542 HF	542 HF	△	△												
CB	400 A	77- 81	526 HF	2058	△													
CB	400 F, F1, F2	75- 79	501 HF	2024	▲													
CB	400 Four	81-	542 HF*	2058	▲													
CB	400 Hawk	81-	542 HF	542 HF	△	△												
CB	400 N	78- 82	517 HF	2058	▲													
CB	400 N	82-	542 HF*	2058	▲													
CB	400 N	86-	593 HF	2058	△													
CB	400 N, T, Hawk	78-	526 HF	2058	▲													
CB	400 NZ	- 79	517 HF*	2024	△													
CB	400 Super Four	92- 95	654 HS*	614 LS	▲	▲	▲	▲										
CB	400 Super Four S	97-	727 HS*		▲		▲											
CB	400 T1, T2	77- 78	526 HF	2058	▲													
CB	400 Twin	82-	542 HF	2058	▲													
CB-1	400 (CB 400 F)	89- 90	627 HS	614 LS	▲	▲	▲	▲										
CBR	400 F	92-	593 HS*	657 LS	▲	▲	▲	▲										△
CBR	400 F, FII	85	542 HF*	542 HF	▲	▲												
CBR	400 R	87	593 HF*	542 HF	▲	▲												△
CBR	400 RR	87- 89	627 HS*	614 LS	▲	▲	▲	▲										△
CBX	400 Custom	88	571 HF	571 HF	▲	▲												
CBX	400 F	85-	571 HF	571 HF	▲	▲												
CBX	400 F, F2, F2C	82-	552 HF	571 HF	▲	▲												
CM	400 A, T, TZ	79-	526 HF	2058	▲													
CM	400 C	81	572 HF	2058	▲													
CM	400 E	80- 81	2071	2058														
CM	400 T	79- 81	526 HF	2058	▲													
CM	400 T	82-	542 HF	2058	▲													
CX	400	81	517 HF		▲													
FJS	400 Silverwing	06-	156 MS	184 MS	▲				△		▲	▲						
FJS	400 Silverwing (Parking Brake)	06-		209 HF		△												
FL	400 R Pilot	89- 90	2044	610 HF		▲												
GB	400 T.T.	88-	542 HF	2058	▲													
GL	400	77- 80	517 HF*		△													
NS	400 R	85- 87	572 HS*	542 LS	▲	▲	▲	▲										

ALWAYS choose quality as **“RECOMMENDED”** / Choisissez **TOUJOURS** la qualité **“RECOMMANDÉE”**.

* = 2 sets required / 2 jeux pour l'Avant.

△ = Available quality / Qualité disponible. ▲ = Available quality mit ABE / Qualité disponible avec ABE.

▲ = Mit ABE vorne und hinten. TÜV-Abnahme entfällt (gilt nur für Scheibenbremsbeläge).



RECOMMENDED

1xx = Scooter Pads
5xx = Street, Off Road & Racing Pads
2xxx = Brake Shoes



STREET



STREET EXCEL



CARBON TECH



MAXI SINTER



OFF ROAD



RACING OFF ROAD



RACING ROAD RACING



HONDA					HF	HF	HS	LS	CT	CT	MS	MS	SI	SI	RSI	RSI	DC	RS
NVT	400 Bros II	88	622 HF	614 HF	△	△												
NV	400 Custom	88	571 HF	542 HF	△	△												
NV	400 Steed	88	600 HF		▲													
NV	400 Steed	92- 93	627 HS		▲		▲											
RVF	400 RR (NC35)	90- 96	622 HF*	623 HF	▲	▲	▲	▲									△	△
SW-T	400	09-	192 MS	184 MS	▲				△	△	▲	▲						
SW-T	400 ABS	09-	192 MS	184 MS	▲				△	△	▲	▲						
TRX	400 AT	04-	2085	2207														
TRX	400 EX Sportrax	01- 08	592 SI*	592 SI	▲	▲								▲	▲	△	△	
TRX	400 Fourtrax EX	99-	592 SI*	592 SI	▲	▲								▲	▲	△	△	
TRX	400 FW Fourtrax Foreman	95- 02	2085	2207														
TRX	400 X	09-	592 SI*	592 SI										▲	▲	△	△	
VF	400 F	85-	552 HF	571 HF	△	△												
VF	400 FD	83- 85	552 HF*	571 HF	△	△												
VF	400 Integra	86-	572 HF	572 HF	▲	▲												
VFR	400 R	86- 88	593 HF*	593 HF	▲	▲												△
VFR	400 R	87- 90	593 HS*	623 LS	▲	▲	▲	▲										△
VFR	400 R	91- 92	622 HS*	614 LS	▲	▲	▲	▲										
VRX	400 T Roadstar	95-	630 HS	614 LS	▲	▲	▲	▲										
VT	400 E	83-	552 HF	571 HF	△	△												
VTR	400 R (NC 30)	90	622 HS*	623 LS	△	△	△	△										
XLR	400		2077	2026														
XR	400 R	96-	694 SI	604 SI	▲	▲								▲	▲	△	△	
XR	400 Supermotard	00-	694 RSI	604 RSI	▲	▲								▲	▲	△	△	
TRX	420 FA / FPA	09-	592 SI*	813 SI										▲	▲	△	△	
TRX	420 FPE / FPM 4x4	09-	592 SI*											▲	▲	△	△	
XR	440 R	00-	694 SI	604 SI	▲	▲								▲	▲	△	△	
CB	450 DX	89- 92	598 HF	598 HF	△	△												
CB	450 K5, K6, K7	72- 77	501 HF	2072	▲													
CB	450 N	84- 85	561 HF	2058	▲													
CB	450 N	86-	598 HF	2058	▲													
CB	450 S	86- 88	593 HF*	2058	▲													
CB	450 SC Nighthawk	82	561 HF	2058	△													
CB	450 SC Nighthawk	83- 86	572 HF	2058	▲													
CB	450 T	82-	542 HF	2058	▲													
CM	450 A, C	82-	542 HF	2058	▲													
CMX	450 Rebel	86- 88	542 HF	2058	△													
CR	450 R	81	2030															
CRE	450 F	02-	694 SI	777 SI	▲									▲	▲	△	△	
CRF	450 Efi	09-	694 RSI	777 RSI	▲									▲	▲	△	△	
CRF	450 R	02- 08	694 RSI	777 RSI	▲									▲	▲	△	△	
CRF	450 X	05-	694 SI	777 SI	▲									▲	▲	△	△	
TRX	450 EX Sportrax	01-	592 SI*	592 SI	▲	▲								▲	▲	△	△	
TRX	450 Foreman ES, Foreman S	98-	2085	2072														
TRX	450 R	04-	694 SI*	813 SI	▲									▲	▲	△	△	
CR	480 R	82	2030	2041														
CR	480 R	83		2042														
CB	500	94- 96	627 HS	2059	▲		▲											
CB	500	97-	674 HS	675 LS	▲	▲	▲	▲										
CB	500 F	72- 75	501 HF	2072	△													
CB	500 S	98-	674 HS	675 LS	▲	▲	▲	▲										
CB	500 T	75- 78	501 HF	2072	▲													
CBF	500	04-	700 HS	657 LS	▲	▲	▲	▲										
CBF	500 ABS	04-	828 HS	657 LS	▲	▲	▲	▲										
CBR	500 F (Austria)	87- 90	593 HS*	542 LS	△	△	△	△										
CR	500 R	87- 94	603 RSI	604 RSI	▲	▲								▲	▲	△	△	
CR	500 R	95- 01	694 RSI	604 RSI	▲	▲								▲	▲	△	△	
CR	500 RE, RF	84- 85	558 SI	2042	▲									▲	▲	△	△	
CR	500 RG	86	558 SI	2047	▲									▲	▲	△	△	
CX	500	78- 80	517 HF*	2059	▲													
CX	500	81-	572 HF*		▲													
CX	500 C	81- 82	542 HF*	2059	▲													
CX	500 Euro	82-	572 HF*	572 HF	▲	▲												
CX	500 Silver W., Turbo	83-	542 HF*	542 HF	▲	▲												
CX	500 Turbo	82- 83	542 HF*	572 HF	▲	▲												
CX	500 Z, A, B	79- 81		2059														
FT	500	82-	542 HF*	542 HF	▲	▲												
GB	500 T.T.	88-	542 HF	2059	▲													
GL	500	82	572 HF*	542 HF	▲	▲												
GL	500 D	81- 82	542 HF*	2059	▲													
GL	500 I	81- 82	572 HF*	2059	▲													
NS	500 R	85-	542 HS*	542 LS	△	△	△	△										

ALWAYS choose quality as **“RECOMMENDED”** / Choisissez **TOUJOURS** la qualité **“RECOMMANDÉE”**.

* = 2 sets required / 2 jeux pour l'Avant.

△ = Available quality / Qualité disponible. ▲ = Available quality mit ABE / Qualité disponible avec ABE.

▲ = Mit ABE vorne und hinten. TÜV-Abnahme entfällt (gilt nur für Scheibenbremsbeläge).



RECOMMENDED
 1xx = Scooter Pads
 5xx = Street, Off Road & Racing Pads
 2xxx = Brake Shoes

STREET

STREET EXCEL

CARBON TECH

MAXI SINTER

OFF ROAD

RACING OFF ROAD

RACING ROAD RACING

HONDA					HF	HF	HS	LS	CT	CT	MS	MS	SI	SI	RSI	RSI	DC	RS
NX	500 Dominator (Austria)	88- 92	647 HS	614 LS	△	△	△	△										
NX	500 Dominator (Austria)	93- 96	600 HS	614 LS	△	△	△	△										
NX	500 Dominator (Austria)	97-	671 HS	675 LS	△	△	△	△										
TRX	500 all models	05-	829 SI*	2046										▲				
TRX	500 Foreman, Rubicon	00-	2085	2072														
VF	500 F, FI	84- 86	542 HF*	542 HF	▲	▲												
VT	500 C Shadow	83- 86	542 HF	2058	▲													
VT	500 E	83- 85	552 HF*	2058	▲													
VT	500 ED	82	552 HF	2058	△													
XBR	500 S	85- 89	542 HF	2055	▲													
XL	500 R	83-	558 HF	2026	▲													
XL	500 RC	82	2077	2026														
XL	500 SB	81	2075	2068														
XL	500 SZ	80	2023	2026														
XR	500 R	86-	558 HF	2026	△													
XR	500 R Pro Link	81- 82	2030	2026														
XR	500 R, Pro Link	83- 84	558 HF	2013	△													
XR	500 SZ, SA	79- 80	2031	2026														
CB	550 F	75- 79	501 HF	2072	▲													
CB	550 K	74- 78	501 HF	2072	▲													
CB	550 SC	83-	542 HF	2058	▲													
CBX	550 F, F2	82-	552 HF*	571 HF	▲	▲												
	600 Steed	88- 91	600 HS		▲		▲											
	600 Steed	92-	627 HS		▲		▲											
CB	600 Hornet	98- 99	627 HS*	657 LS	▲	▲	▲	▲									△	△
CB	600 Hornet	00- 01	627 HS*	657 LS	▲	▲	▲	▲									△	△
CB	600 Hornet	02- 06	627 HS*	657 LS	▲	▲	▲	▲									△	△
CB	600 Hornet	07-	627 HS*	834 LS	▲	▲	▲	▲									△	△
CB	600 Hornet (Japan)	98-	734 HS*	657 LS	▲	▲	▲	▲										
CB	600 Hornet ABS	07-	828 HS*	657 LS	▲	▲	▲	▲										
CB	600 Hornet S	00-	627 HS*	657 LS	▲	▲	▲	▲									△	△
CBF	600	04- 07	627 HS*	657 LS	▲	▲	▲	▲										
CBF	600 N	08-	828 HS*	657 LS	▲	▲	▲	▲										
CBF	600 S	08-	828 HS*	657 LS	▲	▲	▲	▲										
CBR	600 F	11-	627 HS*	834 LS	△	△	△	△										
CBR	600 F ABS	11-	828 HS*	834 LS	△	△	△	△										
CBR	600 F Hurricane	87- 90	593 HS*	542 LS	▲	▲	▲	▲										△
CBR	600 F, Super Sport	91- 94	593 HS*	657 LS	▲	▲	▲	▲										△
CBR	600 F3	95- 98	627 HS*	657 LS	▲	▲	▲	▲										△
CBR	600 F4, F4 Sport	99-	734 HS*	657 LS	▲	▲	▲	▲										△
CBR	600 RR	03- 04	734 HS*	657 LS	▲	▲	▲	▲										△
CBR	600 RR (Rad.cal)	05- 06	809 HS*	657 LS		▲	▲	▲										△
CBR	600 RR (Rad.cal)	07-	809 HS*	834 LS		▲	▲	▲										△
CBR	600 RR (Rad.cal) ABS	09-	809 HS*	834 LS		▲	▲	▲										△
CBX	600 E	85-	542 HF*		▲													
FJS	600 Silverwing	01-	156 MS	184 MS	▲				△		▲	▲						
FJS	600 Silverwing (Parking Brake)	01-		209 HF		△												
FSC	600 Silverwing	01-	156 MS	184 MS	△				△		△	△						
NTV	600 Bros I	88-	622 HF	614 HF	▲	▲	▲	▲										
NTV	600 Revere	88- 92	593 HF	614 HF	▲	△	△	△										
NV	600 C	88-	600 HF	2059	▲													
SW-T	600	11-	192 MS	184 MS	△				△	△	△	△						
VT	600 C, Shadow	88- 93	647 HS	2059	▲		▲											
VT	600 C, Shadow	94- 00	627 HS	2059	▲		▲											
VT	600 CD Shadow VLX	94- 00	627 HS*	2059	▲		▲											
XL	600 LM, RM	85-	542 HF	2026	▲													
XL	600 R	83- 87	558 HF	2026	▲													
XL	600 V, Transalp	87- 90	542 HS	2026	▲		▲											
XL	600 V, Transalpino	91- 93	647 HS	614 LS	▲	▲	▲	▲										
XL	600 V, Transalpino	94- 96	700 HS	614 LS	▲	▲	▲	▲										
XL	600 V, Transalpino	97- 99	694 HS*	614 LS	▲	▲	▲	▲										
XLM	600 LM	87-	558 HF	2026	▲													
XR	600 R	83- 87	558 SI	2013	▲										▲		△	
XR	600 R	88- 90	603 SI	2013	▲										▲		△	
XR	600 R	91- 92	603 SI	604 SI	▲	▲									▲	▲	△	△
XR	600 R	93- 00	694 SI	604 SI	▲	▲									▲	▲	△	△
CB	650	79- 81	526 HF	2027	▲													
CB	650	85-	542 HF*		▲													
CB	650 C	80-	526 HF	2027	▲													
CB	650 SC Nighthawk	83- 85	542 HF*	2059	▲													
CB	650 SCC Nighthawk	82-	561 HF*	2027	▲													
CB	650 Z	78- 81	526 HF*	2027	▲													

ALWAYS choose quality as **"RECOMMENDED"** / Choisissez **TOUJOURS** la qualité **"RECOMMANDÉE"**.

* = 2 sets required / 2 jeux pour l'Avant.

△ = Available quality / Qualité disponible. ▲ = Available quality mit ABE / Qualité disponible avec ABE.

▲ = Mit ABE vorne und hinten. TÜV-Abnahme entfällt (gilt nur für Scheibenbremsbeläge).



RECOMMENDED

1xx = Scooter Pads
5xx = Street, Off Road & Racing Pads
2xxx = Brake Shoes

STREET



STREET EXCEL



CARBON TECH



MAXI SINTER



OFF ROAD



RACING OFF ROAD



RACING ROAD RACING



HONDA					HF	HF	HS	LS	CT	CT	MS	MS	SI	SI	RSI	RSI	DC	RS
VFR	750 F	86 - 87	600 HS*	542 LS	▲	▲	▲	▲										
VFR	750 F	88 - 89	627 HS*	630 LS	▲	▲	▲	▲										
VFR	750 F	90 - 98	627 HS*	630 LS	▲	▲	▲	▲										
VFR	750 R	88 - 93	622 HS*	623 LS	▲	▲	▲	▲										
VP	750 CH, Custom	87 -	542 HF	2046	△													
VT	750 Black Widow	01 -	700 HS	2046	▲		▲											
VT	750 C	83 -	561 HF	2059	▲													
VT	750 C, Shadow	86 -	542 HF	2046	▲													
VT	750 C2 Shadow A.C.E.	97 - 03	700 HS	2046	▲		▲											
VT	750 C2 Shadow Spirit	07 -	700 HS	2046	▲		▲											
VT	750 C2B	11 -	700 HS		△		△											
VT	750 C4 Shadow	04 -	700 HS	2046	▲		▲											
VT	750 RS	11 -	700 HS		△		△											
VT	750 S	11 -	700 HS		△		△											
XLV	750 R	83 - 85	542 HF	2055	▲													
XLV	750 R	86 - 88	572 HF	2055	▲													
XRV	750 Africa Twin	90 - 92	593 HS	614 LS	▲	▲	▲	▲										
XRV	750 Africa Twin	93 - 03	694 HS*	614 LS	▲	▲	▲	▲										
	800 Crossrunner	11 -	828 HS*	862 LS	△	△	△	△										
PC	800 Pacific Coast	89 - 97	627 HS*	2046	▲		▲											
VFR	800	06 -	828 HS*	736 LS	▲	▲	▲	▲										
VFR	800 ABS	06 -	828 HS*	736 LS	▲	▲	▲	▲										
VFR	800 FI	98 - 01	735 HS*	736 LS	▲	▲	▲	▲										
VFR	800 V-TEC, ABS	02 - 05	735 HS*	736 LS	▲	▲	▲	▲										
VT	800 C	88 -	542 HF	2046	▲													
CB	900 C	82 -	542 HF*	542 HF	▲	▲												
CB	900 F	78 - 80	517 HF*	517 HF	▲	▲												
CB	900 F, F2	81 - 84	572 HF*	542 HF	▲	▲												
CB	900 Hornet	02 -	622 HS*	657 LS	▲	▲	▲	▲									△	△
CBR	900 RR Fireblade	98 - 99	734 HS*	657 LS	▲	▲	▲	▲									△	△
CBR	900 RR Fireblade	00 - 01	734 HS*	657 LS	▲	▲	▲	▲									△	△
CBR	900 RR Fireblade	02 - 03	734 HS*	657 LS	▲	▲	▲	▲									△	△
CBR	900 RR, Fireblade	92 - 95	622 HS*	657 LS	▲	▲	▲	▲									△	△
CBR	900 RR, Fireblade	96 - 97	622 HS*	657 LS	▲	▲	▲	▲									△	△
VFR	950 F, Carat	92 -	627 HS*	630 LS	△	△	△	△										
CB	1000 C	83 -	542 HF*	542 HF	△	△												
CB	1000 F (Big One)	93 - 97	622 HS*	657 LS	▲	▲	▲	▲										
CB	1000 R (Rad.cal)	08 -	809 HS*	862 LS	▲	▲	▲	▲										
CB	1000 R ABS	08 -	828 HS*	862 LS	△	△	△	△										
CBF	1000	06 -	700 HS*	657 LS	▲	▲	▲	▲										
CBF	1000 ABS	06 -	828 HS*	828 LS	▲	▲	▲	▲										
CBF	1000 Limited Edition	09 -	700 HS*	657 LS	▲	▲	▲	▲										
CBF	1000 Limited Edition ABS	09 -	828 HS*	828 LS	▲	▲	▲	▲										
CBR	1000 F	87 - 88	600 HS*	542 LS	▲	▲	▲	▲										
CBR	1000 F	89 - 92	627 HS*	630 LS	▲	▲	▲	▲										
CBR	1000 F, FP	93 - 99	685 HS*	685 LS	▲	▲	▲	▲										
CBR	1000 RR Fireblade (Rad.cal)	04 - 05	809 HS*	657 LS			▲	▲									△	△
CBR	1000 RR Fireblade (Rad.cal)	06 - 07	809 HS*	834 LS		▲	▲	▲									△	△
CBR	1000 RR Fireblade (Rad.cal)	08	809 HS*	834 LS		▲	▲	▲									△	△
CBR	1000 RR Fireblade (Rad.cal) ABS	09 -	809 HS*	834 LS		▲	▲	▲									△	△
CBX	1000	78 - 80	517 HF*	517 HF	▲	▲												
CBX	1000	81 - 82	572 HF*	542 HF	▲	▲												
GL	1000 Gold Wing	81 -	517 HF*	517 HF	▲	▲												
GL	1000 Gr. Tour. Gold Wing	81 -	517 HF*	517 HF	▲	▲												
GL	1000 K1, K2 Gold Wing	75 - 77	508 HF*	509 HF	▲	▲												
GL	1000 K3 Gold Wing	78 - 79	517 HF*	509 HF	▲	▲												
VF	1000 F, FI	84 - 86	542 HF*	542 HF	▲	▲												
VF	1000 FI Bol d'Or	85	542 HF*	542 HF	▲	▲												
VF	1000 R	84 - 86	542 HF*		▲													
VF	1000 R	86 -	542 HF*	542 HF	▲	▲												
VFR	1000	89	627 HS*	630 LS	△	△	△	△										
VT	1000 C	88 -	542 HF	2046	▲													
VTR	1000 F Firestorm	97 -	622 HS*	657 LS	▲	▲	▲	▲									△	△
VTR	1000 SP-1, SP-2	00 -	734 HS*	657 LS	▲	▲	▲	▲									△	△
XL	1000 Varadero	99	735 HS*	736 LS	▲	▲	▲	▲										
XL	1000 Varadero	04 -	828 HS*	736 LS	▲	▲	▲	▲										
XL	1000 Varadero (Linked brake system)	00 - 03	735 HS*	736 LS	▲	▲	▲	▲										
XL	1000 Varadero Travel	05 -	828 HS*	736 LS	▲	▲	▲	▲										
CB	1100 F	83 -	542 HF*	542 HF	▲	▲												
CB	1100 Hornet	99 -	735 HS*	736 LS	▲	▲	▲	▲										
CB	1100 R	81 - 83	542 HF*	542 HF	▲	▲												
CB	1100 RD	83 -	542 HF*	542 HF	▲	▲												

ALWAYS choose quality as "RECOMMENDED" / Choisissez TOUJOURS la qualité "RECOMMANDÉE".

* = 2 sets required / 2 jeux pour l'Avant.

△ = Available quality / Qualité disponible. ▲ = Available quality mit ABE / Qualité disponible avec ABE.

▲ = Mit ABE vorne und hinten. TÜV-Abnahme entfällt (gilt nur für Scheibenbremsbeläge).



RECOMMENDED

1xx = Scooter Pads
5xx = Street, Off Road & Racing Pads
2xxx = Brake Shoes



STREET



STREET EXCEL



CARBON TECH



MAXI SINTER



OFF ROAD



RACING OFF ROAD



RACING ROAD RACING



HONDA

				HF	HF	HS	LS	CT	CT	MS	MS	SI	SI	RSI	RSI	DC	RS
CB	1100 X-11	00-	735 HS*	736 LS	▲	▲	▲	▲									
CBR	1100 XX Super Blackbird	96-	735 HS*	736 LS	▲	▲	▲	▲									
GL	1100 -1, DLX Gold Wing	81-	542 HF*	542 HF	▲	▲											
GL	1100 A Gold Wing	79-	517 HF*	517 HF	▲	▲											
GL	1100 Gold Wing	82- 83	572 HF*	542 HF	▲	▲											
ST	1100	90- 02	627 HS*	654 LS	▲	▲	▲	▲									
ST	1100 A6 ABS-TCS-CBS	96-	721 HS*	722 LS	▲	▲	▲	▲									
ST	1100 ABS-TCS	92- 95	627 HS*	654 LS	▲	▲	▲	▲									
VF	1100 C	83- 86	572 HF*	542 HF	▲	▲											
VF	1100 S	84- 85	572 HF*	542 HF	▲	▲											
VT	1100 C Shadow	87- 93	542 HF	2046	▲												
VT	1100 C Shadow	94- 96	627 HS*	2046	▲		▲										
VT	1100 C2 Shadow A.C.E.	95-	627 HS	657 LS	▲	▲	▲	▲									
VT	1100 C2 Y	00-	627 HS	657 LS	▲	▲	▲	▲									
VT	1100 C3 Shadow Aero	98-	627 HS	657 LS	▲	▲	▲	▲									
VT	1100 T Shadow	98-	627 HS*	657 LS	▲	▲	▲	▲									
GL	1200 A, I Gold Wing	84- 86	572 HF*	542 HF	▲	▲											
GL	1200 DX Gold Wing	86-	572 HF*	542 HF	▲	▲											
GL	1200 Gold Wing	84- 86	572 HF*	542 HF	▲	▲											
VFR	1200 F	10-	869 HS*	862 LS	▲	▲	▲	▲									
CB	1300	05-	734 HS*	657 LS	△	△	△	△									
CB	1300 R	02- 04	734 HS*	715 LS	▲	▲	▲	▲									
CB	1300 SF	98-	676 HS*	715 LS	▲	▲	▲	▲									
CB	1300 X-4	97-	622 HS*	715 LS	▲	▲	▲	▲									
ST	1300 Pan European, ABS	02-	735 HS*	736 LS	▲	▲	▲	▲									
VT	1300 Fury	10-	627 HS	657 LS	△	△	△	△									
VT	1300 Fury ABS	10-	828 HS	736 LS	△	△	△	△									
VTX	1300 C	04-	627 HS	657 LS	▲	▲	▲	▲									
VTX	1300 S	03-	627 HS	657 LS	▲	▲	▲	▲									
GL	1500 A, SE, I Gold Wing	94-	647 HS*	542 LS	▲	▲	▲	▲									
GL	1500 F6 C Valkyrie	96- 02	627 HS*	630 LS	▲	▲	▲	▲									
GL	1500 Gold Wing, Gold Wing SE	88-	647 HS*	542 LS	▲	▲	▲	▲									
GLX	1500	88-	647 HF*	542 HF	△	△											
GL	1800 Gold Wing	01-	735 HS*	880 LS	▲		▲	△									
VTX	1800	01-	735 HS*	736 LS	▲	▲	▲	▲									

HOREX

	80 Rebell N		532 HF		△												
	80 Rebell T	86-	506 HF*	506 HF	△	△											
	80 Sport L	86-	506 HF*	506 HF	△	△											
	125 Imperator	96-	506 HF		△												
	125 Regent	96-	506 HF		△												
	560 E	86-	506 HF*	506 HF	△	△											
	600 Columbus	87-	506 HF*	506 HF	△	△											
VR6	1200	11-	706 HS*	611 LS	△	△	△	△							△		

HRD

	50 GS Enduro	00- 02	652 HF	675 HF	△	△											
	50 Sonic 2 Supermotard	00- 02	148 HF	105 HF	△	△			△	△							
	50 Sonic 2 Trail	00- 02	148 HF	105 HF	△	△			△	△							
	125 Supermotard	00- 02	652 HF	559 HF	△	△											
	125 Trail	00- 02	652 HF	559 HF	△	△											

HUSABERG

	all models	89- 92	608 SI	586 SI	△	△							△	△	△	△	
	all models	93-	671 SI	586 SI	△	△							△	△	△	△	
TE	250	11-	671 SI	791 SI	△								△	△	△	△	
TE	300	11-	671 SI	791 SI	△								△	△	△	△	
	350	91-	608 SI	586 SI	▲	▲							▲	▲	▲	▲	
FE	390	10-	671 SI	791 SI	△								△	△	△	△	
FC	400	99- 02	671 RSI	675 RSI	▲	▲							▲	▲	▲	▲	
FE	400 ,S,E	99- 03	671 SI	675 SI	▲	▲							▲	▲	▲	▲	
FS	400 e, c	01- 03	631 RSI	675 RSI	▲	▲								▲	▲	▲	
FC	450	03-	671 RSI	675 RSI	▲	▲							▲	▲	▲	▲	
FE	450	09-	671 SI	791 SI	▲								▲	▲	▲	▲	
FE	450 e	04-	671 SI	675 SI	▲	▲							▲	▲	▲	▲	
FS	450 c	06-	842 RSI	675 RSI	▲	▲	▲							▲	▲	▲	
FS	450 e, c	03- 05	631 RSI	675 RSI	▲	▲								▲	▲	▲	
FX	450 e	03-	671 RSI	675 RSI	▲	▲							▲	▲	▲	▲	
FC	470 , e	01- 02	671 RSI	675 RSI	▲	▲							▲	▲	▲	▲	
FX	470 e	01- 02	671 RSI	675 RSI	▲	▲							▲	▲	▲	▲	
	500	91-	608 SI	586 SI	▲	▲							▲	▲	▲	▲	

ALWAYS choose quality as **“RECOMMENDED”** / Choisissez **TOUJOURS** la qualité **“RECOMMANDÉE”**.

* = 2 sets required / 2 jeux pour l'Avant.

△ = Available quality / Qualité disponible. ▲ = Available quality mit ABE / Qualité disponible avec ABE.

▲ = Mit ABE vorne und hinten. TÜV-Abnahme entfällt (gilt nur für Scheibenbremsbeläge).



RECOMMENDED

1xx = Scooter Pads
5xx = Street, Off Road & Racing Pads
2xxx = Brake Shoes

STREET



STREET EXCEL



CARBON TECH



MAXI SINTER



OFF ROAD



RACING OFF ROAD



RACING ROAD RACING



HUSABERG					HF	HF	HS	LS	CT	CT	MS	MS	SI	SI	RSI	RSI	DC	RS
	501 Enduro		608 SI	586 SI	▲	▲							▲	▲	△	△		
FC	501	99- 01	671 RSI	675 RSI	▲	▲							▲	▲	△	△		
FE	501 ,S,E	99- 04	671 SI	675 SI	▲	▲							▲	▲	△	△		
FC	550	01-	671 RSI	675 RSI	▲	▲							▲	▲	△	△		
FE	550 e	04-	671 SI	675 SI	▲	▲							▲	▲	△	△		
FE	570	09-	671 SI	791 SI	▲								▲	▲	△	△		
	600 Enduro		608 SI	586 SI	▲	▲							▲	▲	△	△		
FC	600	99- 01	671 RSI	675 RSI	▲	▲							▲	▲	△	△		
FE	600 ,S,E	99- 02	671 SI	675 SI	▲	▲							▲	▲	△	△		
FE	650 e	01-	671 SI	675 SI	▲	▲							▲	▲	△	△		
FS	650 e, c	01-	631 RSI	675 RSI	▲	▲							▲	▲	△	△		
FS	650 e, c	06-	842 RSI	675 RSI		▲	▲							▲	▲	△	△	
FX	650 e	01-	671 RSI	675 RSI	▲	▲							▲	▲	△	△		
HUSQVARNA																		
	all models	72- 79	2116	2116														
	all models	87- 88		2116														
	all models CR,TC,TE,WR	92- 94	611 SI	536 SI	△	△								△	△	△	△	
	all models TE,TC,WR,CR,AE	89	608 SI	2116	△									△		△		
	all rear drum models	86-		2117														
	50 Husky Boy J, R, S	01-	559 RSI		△											△		
	50 Racing	98-	105 HF		△				△									
CR	50 Junior	06-	803 HF		▲													
CR	50 Pro Senior	06-	803 HF	794 RSI	▲									▲			△	
CR	50 Senior	06-	803 HF	794 RSI	▲									▲			△	
SM	50	02-	148 HF	105 HF	▲	▲			△	△								
SM	50	10-	803 HF	794 RSI	△										△		△	
WR	50	02-	148 HF	105 HF	▲	▲			△	△								
WRS	50	98-	105 HF	2181	▲				△									
CR	125	83- 84	2118	2116														
CR	125	85- 90	519 SI	2117	▲									▲			△	
CR	125	96- 04	671 RSI	675 RSI	▲	▲								▲	▲	△	△	
CR	125	05-	671 RSI	791 RSI	▲									▲	▲	△	△	
CR/RL	125	81- 82	2117	2116														
CR/WR	125	91	608 SI	692 SI	▲	▲								▲	▲	△	△	
CX	125	84- 85	519 SI		▲									▲			△	
SM	125 S	09-	671 HF	675 HF	△	△	△	△										
SM	125 S 4T	11-	671 HF	675 HF	△	△	△	△										
SM	125 Supermotard, S	99-	671 HF	675 HF	▲	▲								▲	▲	△	△	
TE	125 4T	11-	671 HF	675 HF	△	△	△	△										
WR	125	80	2117	2116														
WR	125	85- 90	608 SI	2117	▲									▲			△	
WR	125	96-	671 SI	675 SI	▲	▲								▲	▲	△	△	
WR/XC	125	82	2117	2117														
WR/XC	125	83- 84	2118	2117														
WRE	125	96-	671 SI	675 SI	▲	▲								▲	▲	△	△	
WRK	125	90	608 SI	586 SI	▲	▲								▲	▲	△	△	
XC	125	85		2116														
	200 Prof	86-	519 SI*	519 SI	▲	▲								▲	▲	△	△	
CR	240	84- 85	519 SI		▲									▲			△	
WR	240	87-	608 SI		▲									▲			△	
WR	240	91	608 SI	692 SI	▲	▲								▲	▲	△	△	
WRK	240	90	608 SI	586 SI	▲	▲								▲	▲	△	△	
CR	250	81- 82	2117	2116														
CR	250	83- 84	2118	2116														
CR	250	85- 87	519 SI	2117	▲									▲			△	
CR	250	91	608 SI	692 SI	▲	▲								▲	▲	△	△	
CR	250	96- 04	671 RSI	675 RSI	▲	▲								▲	▲	△	△	
CR	250	05	671 RSI	791 RSI	▲	▲								▲	▲	△	△	
CX	250	84- 85	519 SI		▲									▲			△	
TC	250	02- 03	671 RSI	675 RSI	▲	▲								▲	▲	△	△	
TC	250	04-	671 RSI	791 RSI	▲	▲								▲	▲	△	△	
TE	250	02-	671 SI	675 SI	▲	▲								▲	▲	△	△	
TE	250 4T	10-	671 SI	791 SI	△	△								△	△	△	△	
WR	250	96-	671 SI	675 SI	▲	▲								▲	▲	△	△	
WR/OR	250	80	2117	2116														
WR/XC	250	81	2117	2117														
WR/XC	250	82	2117	2117														
WR/XC	250	83- 84	2118	2117														
WR/XC	250	87- 90	608 SI		▲									▲			△	
WR	260	90-	608 SI	692 SI	▲	▲								▲	▲	△	△	
WR	300	09-	671 SI	791 SI	△	△								△	△	△	△	

ALWAYS choose quality as "RECOMMENDED" / Choisissez TOUJOURS la qualité "RECOMMANDÉE".

* = 2 sets required / 2 jeux pour l'Avant.

△ = Available quality / Qualité disponible. ▲ = Available quality mit ABE / Qualité disponible avec ABE.

▲ = Mit ABE vorne und hinten. TÜV-Abnahme entfällt (gilt nur für Scheibenbremsbeläge).



RECOMMENDED

1xx = Scooter Pads
5xx = Street, Off Road & Racing Pads
2xxx = Brake Shoes



STREET



STREET EXCEL



CARBON TECH



MAXI SINTER



OFF ROAD



RACING OFF ROAD



RACING ROAD RACING



HUSQVARNA					HF	HF	HS	LS	CT	CT	MS	MS	SI	SI	RSI	RSI	DC	RS
TE	310 4T	10-	671 SI	791 SI	△	△							△	△	△	△		
TE	350	96-	671 SI	675 SI	▲	▲							▲	▲	▲	▲		
TE	350 Enduro	90	608 SI	586 SI	▲	▲							▲	▲	▲	▲		
WR	360	98-	671 SI	675 SI	▲	▲							▲	▲	▲	▲		
WR/OR	390	80	2117	2116														
WR/XC	390	82	2117	2117														
	400 Enduro	85-	519 SI	2117	▲								▲		△			
SM	400 R	02	566 HF	675 HF	▲	▲	▲	▲							△	△		
TE	400	01-	671 SI	675 SI	▲	▲							▲	▲	▲	▲		
WR	400	87-	608 SI	2117	▲								▲		△			
WRX	400	85	2118	2116														
TE	410	96-	671 SI	675 SI	▲	▲							▲	▲	△	△		
	430 Auto	87-	608 SI	2117	▲								▲		△			
	430 Enduro	85-	519 SI	2116	▲								▲		△			
CR	430	82	2117	2116														
CR	430	87-	608 SI	2117	▲								▲		△			
CR/WR/CS	430	81	2117	2117														
WR	430	87-	608 SI	2116	▲								▲		△			
XC	430	87-	608 SI	2117	▲													
SMR	449	11-	762 RS	791 RSI	△	△	△										△	△
TC	449	11-	671 RSI	791 RSI									△	△	△	△		
TE	449	11-	671 SI	791 SI	△	△							△	△	△	△		
SM	450 R	03- 04	566 HF	675 HF	▲	▲	▲	▲							△	△		
SM	450 R	05	762 RS	675 RSI	▲	▲	▲	▲									△	△
SM	450 R	06- 08	762 RS	791 RSI	▲	▲	▲										△	△
SM	450 R	09-	762 RS	791 RSI	▲	▲	▲										△	△
SM	450 RR	06-	762 RS	791 RSI	▲	▲	▲										△	△
TC	450	02- 03	671 RSI	675 RSI	▲	▲							▲	▲	△	△		
TC	450	04- 10	671 RSI	791 RSI	▲	▲							▲	▲	△	△		
TE	450	02- 10	671 SI	675 SI	▲	▲							▲	▲	△	△		
CR	500	83- 84	2118	2116														
CR	500	86-	519 SI	2117	▲								▲		△			
CX/CR	500	84- 85	519 SI	2116	▲								▲		△			
TC	500	86-	519 SI	2117	▲								▲		△			
WR/XC/AE	500	83- 84	2118	2117														
XC	500	87-	608 SI	2117	▲								▲		△			
	504	83-	519 SI	2117	▲								▲		△			
	510	87- 89	608 SI	2117	▲								▲		△			
	510	90-	608 SI	586 SI	▲	▲							▲	▲	△	△		
SM	510 Centennial	06-	762 RS	791 RSI	▲	▲	▲										△	△
SM	510 R	05	762 RS	675 RSI	▲	▲	▲	▲									△	△
SM	510 R	06-	762 RS	791 RSI	▲	▲	▲										△	△
TC	510	02- 03	671 RSI	675 RSI	▲	▲							▲	▲	△	△		
TC	510	04- 10	671 RSI	791 RSI	▲	▲							▲	▲	△	△		
TE	510	86- 87	519 SI	2117	▲								▲		△			
TE	510	02- 10	671 SI	675 SI	▲	▲							▲	▲	△	△		
TE	510 Centennial	04- 05	671 SI	675 SI	▲	▲							▲	▲	△	△		
SMR	511	11-	762 RS	791 RSI	△	△	△										△	△
TE	511	11-	671 SI	791 SI	△	△							△	△	△	△		
	570 Nox	01- 03	706 HF	675 HF	▲	▲	▲	▲									△	△
SM	570 R	01-	566 HF	675 HF	▲	▲	▲	▲									△	△
TC	570	01-	671 RSI	675 RSI	▲	▲							▲	▲	△	△		
TE	570	01-	671 SI	675 SI	▲	▲							▲	▲	△	△		
LT	610	00-	706 HF	675 HF	▲	▲												
SM	610 ie	07-	762 RS	791 RSI	▲	▲	▲										△	△
SM	610 Super Motard, S	98-	706 HF	675 HF	▲	▲	▲	▲										
TC	610	96-	671 RSI	675 RSI	▲	▲							▲	▲	△	△		
TC	610 Cross	91	608 SI	692 SI	▲	▲							▲	▲	△	△		
TE	610	91- 95	608 SI	692 SI	▲	▲							▲	▲	△	△		
TE	610 Rallye	96-	671 RSI	675 RSI	▲	▲							▲	▲	△	△		
SM	630	10-	762 HS	791 HF	▲	▲	▲											
SMR	630	04- 08	706 RS	675 RSI	▲	▲	▲	▲									△	△
TE	630	10-	671 HS	791 HF	▲	▲	▲											
STR	650 CRC	07-	762 HF	791 HF	▲	▲	▲											
HYOSUNG																		
	GA-4	99-	557 HF		△													
	50 Avanti	99- 01	101 HF		▲					△								
	50 Avanti	02-	101 HF		▲					△								
	50 Rush	97-	101 HF		△					△								
	50 Sense	98-	101 HF		△					△								
	50 Super Cab	95-	101 HF		▲					△								

ALWAYS choose quality as **"RECOMMENDED"** / Choisissez **TOUJOURS** la qualité **"RECOMMANDÉE"**.

* = 2 sets required / 2 jeux pour l'Avant.

△ = Available quality / Qualité disponible. ▲ = Available quality mit ABE / Qualité disponible avec ABE.

▲ = Mit ABE vorne und hinten. TÜV-Abnahme entfällt (gilt nur für Scheibenbremsbeläge).



RECOMMENDED

1xx = Scooter Pads
5xx = Street, Off Road & Racing Pads
2xxx = Brake Shoes

STREET



STREET EXCEL



CARBON TECH



MAXI SINTER



OFF ROAD



RACING OFF ROAD



RACING ROAD RACING



HYOSUNG					HF	HF	HS	LS	CT	CT	MS	MS	SI	SI	RSI	RSI	DC	RS
SB	50 Super Cab Plus	98-	101 HF		▲				△									
SB	50	00-	101 HF		△				△									
SB	50 P	00-	101 HF		△				△									
SD	50	00-	101 HF		△				△									
SF	50	99-	101 HF		▲				△									
	100 Cab	98-	101 HF		△				△									
EZ	100	00-	101 HF		△				△									
	110 Midas Plus	98-	101 HF	2015	▲				△									
FX	110 110	02-	101 HF	2015	▲				△									
KR	110 Master	04-	101 HF	2015	△				△									
	125 Aquila	00-	611 HF		▲													
	125 Boomer	03-	123 CT	103 CT	△	△			△	△								
	125 Cruise II	99-	524 HF		▲													
	125 Cruise II Classic	99-	524 HF		▲													
	125 Cruiser	92-	524 HF		△													
	125 Exceed	02-	123 CT	103 CT	△	△			△	△								
	125 Grand Prix	98-	123 CT		△				△									
	125 Grand Prix Plus	02-	551 HF		△													
	125 Hyper	99-	123 CT		▲				△									
	125 V2	99-	627 HF		△													
GA	125	98-	524 HF		△													
GA	125 F	00-	524 HF		△													
GF	125	98-	524 HF		▲													
GPS	125 D	00-	123 CT		△				△									
GS	125	99-	524 HF		▲													
GT	125	07-	814 HF*	814 HF	▲	▲	▲	▲										
GT	125 Comet	02- 03	551 HF		▲													
GT	125 Comet	04-	814 HF	814 HF	△	△												
GT	125 R Supersport	07-	814 HF*	814 HF	▲	▲	▲	▲										
GV	125 Aguila	02- 04	551 HF		▲													
GV	125 Aguila	05-	814 HF		▲													
RT	125 Karion	02- 06	551 HF		△													
RT	125 Karion	07-	814 HF*	814 HF	▲	▲	▲	▲										
RX	125	00-	551 HF		▲													
RX	125 SM	07-	814 HF*	814 HF	▲	▲	▲	▲										
TN	125	92-	524 HF		△													
XRX	125	07-	814 HF*	814 HF	▲	▲	▲	▲										
XRX	125 Offroad	99- 06	551 HF		▲													
	150 Exceed	02-	123 CT	103 CT	△	△			△	△								
	150 Grand Prix	98-	123 CT		△				△									
	250 Aquila	00-	627 HF		▲													
GT	250 Comet	02	597 HS	556 LS	△	△	△	△										
GT	250 Comet	03-	814 HF	814 HF	△	△												
GT	250 R	07-	814 HF*	814 HF	▲	▲	▲	▲										
GV	250	02-	551 HF	2014	▲													
GA	300	98-	557 HF		△													
TE	400	05- 06	536 SI*	649 SI	▲	▲							▲	▲	△	△		
XRX	400	05-	551 HF	604 HF	▲	▲												
RX	450 SM	08-	762 HS	675 LS	△	△	△	△										
TE	450	07-	536 SI*	649 SI	▲	▲							▲	▲	△	△		
	600 Comet	02	597 HS	556 LS	△	△	△	△										
	600 Comet	03	551 HF*		△													
GT	650	04-	814 HS*	814 LS	△	△	△	△										
GT	650 Custom Trendkiller	07-	814 HS*	814 LS	▲	▲	▲	▲										
GT	650 R	05-	814 HS*	814 LS	▲	▲	▲	▲										
GT	650 S	05-	814 HS*	814 LS	▲	▲	▲	▲										
GT	650 TTC	07-	814 HS*	814 LS	▲	▲	▲	▲										
GT	650 X	07-	814 HS*	814 LS	▲	▲	▲	▲										
GV	650 Aguila	04- 05	551 HF*	769 HF	△	△												
GV	650 Aguila	06-	814 HS*	814 LS	▲	▲	▲	▲										
INDIAN																		
	1442 Chief	01-	678 HF	678 HF	△	△	△	△	△	△								
	1442 Scout	01-	678 HF	678 HF	△	△	△	△	△	△								
ITALJET																		
	AJP Caliper incl. pin/spring		188 HF		△													
	Yankee 8	94-	111 HF	111 HF	△	△			△	△								
	50 Bazooka	93-	111 HF		△				△									
	50 Cruise	95-	111 HF		△				△									
	50 Dragster	99-	105 HF	105 HF	▲	▲			△	△								
	50 Formula	94-	117 HF	123 HF	▲	▲			△	△								

ALWAYS choose quality as "RECOMMENDED" / Choisissez TOUJOURS la qualité "RECOMMANDÉE".

* = 2 sets required / 2 jeux pour l'Avant.

△ = Available quality / Qualité disponible. ▲ = Available quality mit ABE / Qualité disponible avec ABE.

▲ = Mit ABE vorne und hinten. TÜV-Abnahme entfällt (gilt nur für Scheibenbremsbeläge).



RECOMMENDED
 1xx = Scooter Pads
 5xx = Street, Off Road & Racing Pads
 2xxx = Brake Shoes

STREET

STREET EXCEL

CARBON TECH

MAXI SINTER

OFF ROAD

RACING OFF ROAD

RACING ROAD RACING

			HF	HF	HS	LS	CT	CT	MS	MS	SI	SI	RSI	RSI	DC	RS	
JINCHENG																	
JC	125 2A/3A	97-	638 HF														
JC	125 2B	97-	690 HF														
JC	125 7B	97-	585 HF														
JC	150 T-D	06-	691 HF														
JC	250	06-	713 HF														
KAWASAKI																	
S3		74- 75	503 HF														
S3A		74- 75	503 HF														
AE	50 A1, A2	81- 82	2015	2015													
AR	50	81- 82	544 HF	2015													
KMX	50	88-	544 HF	2015													
KSR	50 I (50)	90- 91	544 HF	544 HF													
KX	60 A, B1-B13	83-	2093	2093													
KX	65	00-	752 RSI	592 RSI													
AE	80 A, B	81-	2015	2015													
AR	80	81-	544 HF	2015													
KD	80 M1-M8	80- 87	2015	2015													
KD	80 N1-N3	88- 90	544 HF	2015													
KMX	80	87-	548 HF	2015													
KSR	80 II (80)	90- 91	544 HF	544 HF													
KX	80 A,B,C,D	79- 82	2087	2087													
KX	80 E, G, H, J	84- 87	544 SI	2093													
KX	80 E1	83	2092	2093													
KX	80 L,N,R-R6	88- 96	544 RSI	592 RSI													
KX	80 R7, T7, W1, Y1, W2, Y2	97- 00	726 RSI	592 RSI													
KX	85	01-	726 RSI	592 RSI													
KX	85 II	01-	726 RSI	592 RSI													
KH	90	78-	522 HF														
KC	100 C1-C4	80- 83	2015	2015													
KE	100 A, B-B16	79- 97	2015	2015													
KH	100 A	78- 81	2014	2015													
KH	100 B7-B8	76- 77	2015	2015													
KH	100 EX	88-	546 HF	2014													
KH	100 EX, G	81- 82	522 HF	2015													
KH	100 GH	83-	546 HF	2015													
KM	100 A4, A6	78- 81	2015	2015													
KX	100	88- 92	544 RSI	592 RSI													
KX	100	97-	726 RSI	592 RSI													
KX	100 B5-B6	95- 96	544 RSI	592 RSI													
KLF	110 A1, A2, B1, B2, Mojave	87- 88	2015	2183													
KLX	110	02-	2093	2015													
AR	125 A1, A1A, A7, LC	82- 94	546 HF	2183													
BN	125 Eliminator A1-A2	98- 99	536 HF	2183													
BN	125 Eliminator A3	00-	638 HF	2183													
KDX	125 A, B	90- 94	544 SI	632 SI													
KE	125	86-	546 HF	2014													
KE	125 A4-A12	76- 85	2039	2183													
KH	125	77- 80	516 HF	2025													
KH	125	82- 98	546 HF	2014													
KLX	125	10-	611 HF	536 HF													
KLX	125 D-Tracker	10-	611 HF	536 HF													
KMX	125	86	544 HF	586 HF													
KMX	125	87- 02	548 HF	586 HF													
KX	125 A3-A7	74- 81	2039	2183													
KX	125 B1	82	544 SI	2183													
KX	125 B2, C1, D1	83- 85	546 SI	2025													
KX	125 E1	86	546 RSI	586 RSI													
KX	125 E2, F1	87- 88	602 HF	586 SI													
KX	125 G,H,J	89- 93	611 RSI	632 RSI													
KX	125 K1	94	694 RSI	632 RSI													
KX	125 K2-M2	95-	694 RSI	604 RSI													
ZL	125 Eliminator	97-	544 HF														
KDX	175	80- 82	2039	2183													
KE	175 B1, B2, B3	76- 78	2039	2183													
KE	175 D2-D5	79- 83	2039	2056													
KLF	185 A1, A1A Bayou	85		2038													
KLF	185 A2-A4 Bayou	86- 88	2040	2038													
KDX	200 A, B	83- 85	2056	2025													
KDX	200 C	86- 88	546 SI	2025													
KDX	200 E5	93	611 SI	632 SI													
KDX	200 E6, H1-H9	94- 99	694 SI	632 SI													

ALWAYS choose quality as **“RECOMMENDED”** / Choisissez **TOUJOURS** la qualité **“RECOMMANDÉE”**.

* = 2 sets required / 2 jeux pour l'Avant.

△ = Available quality / Qualité disponible. ▲ = Available quality mit ABE / Qualité disponible avec ABE.

▲ = Mit ABE vorne und hinten. TÜV-Abnahme entfällt (gilt nur für Scheibenbremsbeläge).



RECOMMENDED

1xx = Scooter Pads
5xx = Street, Off Road & Racing Pads
2xxx = Brake Shoes



STREET



STREET EXCEL



CARBON TECH



MAXI SINTER



OFF ROAD



RACING OFF ROAD



RACING ROAD RACING



KAWASAKI					HF	HF	HS	LS	CT	CT	MS	MS	SI	SI	RSI	RSI	DC	RS
KDX	200 SR, E1-E4	89- 92	546 SI	632 SI	▲	▲							▲	▲	△	△		
KLT	200 C1, C2	83- 84	2015	2040														
KMX	200 A2, A3, A4	88- 90	544 HF	586 HF	▲	▲							▲	▲	△	△		
KZ	200 A1, A2	78- 79	516 HF	2014	△													
Z	200	77- 81	516 HF	2014	▲													
Z	200 A6	83-	546 HF	2014	△													
KDX	220 R A4	97-	694 SI	632 SI	▲	▲								▲	▲	△	△	
KLF	220 A1-A15 Bayou	88- 02	2040	2038														
	250 Estrella	92-	546 HF	586 HF	▲	▲												
BR	250	86-	557 HF	2038	▲													
CS	250	86-	557 HF		▲													
EL	250	91- 94	557 HF	2038	▲													
EL	250 E3, E4	93- 94	557 HS	2038	▲		▲											
EL	250 Eliminator	88- 89	557 HF	2038	▲													
EX	250 R Ninja	86- 87	557 HF	557 HF	▲	▲												
EX	250 R Ninja	08-	638 HF	638 HF	▲	▲	▲	▲										△
EX	250 R Ninja F2-F17	88- 07	597 HF	615 HF	▲	▲	▲	▲										
GPX	250 R	88-	597 HF*	615 HF	▲	▲	▲	▲										
GPZ	250	83-	557 HF*	2038	△													
GPZ	250 Belt Drive	83- 84	546 HF	2038	▲													
GPZ	250 R	86-	557 HF	557 HF	△	△												
KDX	250 A1,B1,B2	80- 82	2040	2016														
KDX	250 B3, B4	83- 84	2040	2183														
KDX	250 SR, D1-D4	91- 94	611 SI	632 SI	▲	▲							▲	▲	△	△		
KH	250	76- 78	510 HF	2088	▲													
KH	250 A1, A2, B4, B5	79- 80	510 HF	2088	▲													
KL	250 A1, A2	78- 80	2040	2016														
KL	250 A3-A5, C1,C2	80- 84	2039	2056														
KL	250 D2-D14 (KLR 250)	85- 97	546 HF	2056	▲								▲		△			
KL	250 Super Sherpa	00-	726 SI	586 SI		▲							▲	▲	△	△		
KLT	250 C1, C2, C3, Prairie	83- 85	2015	2040														
KLX	250	98- 07	694 SI	604 SI	▲	▲							▲	▲	△	△		
KLX	250 A1,A2	79- 80	2039	2183														
KLX	250 D1-D4, ES	93- 96	694 SI	632 SI	▲	▲							▲	▲	△	△		
KLX	250 S	09-	611 HF	604 HF	▲	▲	▲											
KLX	250 SF	09-	611 HF	604 HF	▲	▲	▲											
KR	250	85	546 HF*	557 HF	△	△												
KR-1	250	88- 89	615 HF*	615 HF	▲	▲												
KR-1	250 S	90	631 HF*	615 HF	▲	▲												
KSF	250 A1-A17 Mojave	87-	591 SI*	592 SI	△	△							△	△	△	△		
KT	250 all models	75- 80	2039	2183														
KX	250 A3-A7	75- 81	2040	2016														
KX	250 B1	82	544 SI	2183	▲								▲		△			
KX	250 C1,C2,D1	83- 85	546 SI	2183	▲								▲		△			
KX	250 D2	86	546 RSI	586 RSI	▲	▲							▲	▲	△	△		
KX	250 E1, F1	87- 88	602 HF	586 SI	△									△		△		
KX	250 G1,H1-2,J1-2	89- 93	611 RSI	632 RSI	▲	▲							▲	▲	△	△		
KX	250 K1	94	694 RSI	632 RSI	▲	▲							▲	▲	△	△		
KX	250 K2-M2	95-	694 RSI	604 RSI	▲	▲							▲	▲	△	△		
KXF	250 A1, A2 Tecate	87- 88	591 SI*	592 SI	△	△							△	△	△	△		
KX-F	250	04- 10	694 RSI	790 RSI	▲								▲	▲	△	△		
KX-F	250 DFI	11-	694 RSI	790 RSI	△								△	△	△	△		
KXT	250 A1 Tecate	84	2040	544 HF		△												
KXT	250 A2, B1 Tecate	85- 86	546 SI	586 SI	△	△							△	△	△	△		
KXT	250 B2 Tecate	87-	591 SI	592 SI	△	△							△	△	△	△		
KZ	250 D1,2, L1, W1	80- 83	2016	2014														
LX	250 Eliminator, SE	90-	557 HS		△		△											
SC	250 Epsilon	02-	146 MS*	174 MS	△	△			△	△	△	△						
Z	250	78- 80	510 HF	556 HF	▲	▲												
Z	250 B1, B2	80- 83		2038														
Z	250 C1, C2, G1, G2	81- 83		2183														
Z	250 Eliminator	88	557 HF	2183	△													
Z	250 J, A3	81-	540 HF*	556 HF	▲	▲												
Z	250 T, Scorpion	89-	546 HF	2038	△													
ZR	250 Balius	91- 95	597 HF	586 HF	△	△												
ZXR	250	90	615 HS*	615 LS	▲	▲	▲	▲										
ZXR	250 R	89	615 HS*	615 LS	▲	▲	▲	▲										
ZZR	250	90- 01	597 HS	586 LS	▲	▲	▲	▲										
EL	252	97- 00	557 HS	2038	▲		▲											
EL	252	01-	611 HS	2038	▲		▲											
KAF	300 A1, B1, B2 Mule 500	92- 95	2053															
KAF	300 C1-C4 Mule 550		2053															

ALWAYS choose quality as **“RECOMMENDED”** / Choisissez **TOUJOURS** la qualité **“RECOMMANDÉE”**.

* = 2 sets required / 2 jeux pour l'Avant.

△ = Available quality / Qualité disponible. ▲ = Available quality mit ABE / Qualité disponible avec ABE.

▲ = Mit ABE vorne und hinten. TÜV-Abnahme entfällt (gilt nur für Scheibenbremsbeläge).



RECOMMENDED

1xx = Scooter Pads
5xx = Street, Off Road & Racing Pads
2xxx = Brake Shoes

STREET



STREET EXCEL



CARBON TECH



MAXI SINTER



OFF ROAD



RACING OFF ROAD



RACING ROAD RACING



KAWASAKI			1xx	5xx	2xxx	HF	HF	HS	LS	CT	CT	MS	MS	SI	SI	RSI	RSI	DC	RS
KEF	300 Lakota	95-	591 SI*	592 SI		▲	▲								▲	▲	△	△	
KLF	300 A1, A2 Bayou	86- 87	2054	2038															
KLF	300 B1-B13 Bayou	88-	546 SI*	2038		▲								▲		△			
KLF	300 C1-C17 Bayou Left/Rear	89- 05	611 SI	2197		▲								▲		△			
KLF	300 C1-C17 Bayou Right	89- 05	638 SI			▲								▲		△			
KLX	300 R A2	97-	694 SI	604 SI		▲	▲							▲	▲	△	△		
EX	305 B1	83	557 HF	2038		△													
GPZ	305	81- 96	546 HF*	2038		▲													
GPZ	305	83- 96	557 HF*	2038		▲													
KZ	305 A1,2, B1	81- 82	540 HF	2038		△													
KZ	305 B2, B3	87- 88	540 HF	2038		△													
Z	305 A1, A2, B1 - B8	81-	540 HF	2038		△													
Z	305 B1 (CSR)	87-	540 HF			△													
KLR	350	85-	546 HF			▲								▲		△			
S2A	350	73-	503 HF	2088		△													
KVF	360 Prairie 2x4, 4x4	03-	536 SI*			△								△		△			
	400 Eliminator	94-	597 HS	557 LS		△	△	△	△										
	400 Ninja R Left/Rear	11-	705 HS	687 LS		△	△	△	△										
	400 Ninja R Right	11-	704 HS			△		△											
EN	400 Twin	85-	557 HF	2060		△													
EX-4	400	95-	597 HF	586 HF		△	△												
FX	400 R	86- 88	546 HF*	557 HF		△	△												
GPX	400	87-	615 HF*	597 HF		△	△												
GPZ	400	83- 84	539 HF*	540 HF		▲	▲												
GPZ	400	85- 87	546 HF*	557 HF		▲	▲												
GPZ	400 R	89-	615 HS*	597 LS		△	△	△	△										
GPZ	400 S	88-	597 HF	2038		△													
KFX	400	02-	592 SI*	649 SI		▲	▲							▲	▲	△	△		
KH	400	76- 78	510 HF	2088		▲													
KLE	400	91-	597 HS	586 LS		△	△	△	△										
KLE	400 Vulcan	90-	557 HS			△		△											
KLF	400 B1-B7 Bayou Left	93- 99	611 SI	2197		▲								▲		△			
KLF	400 B1-B7 Bayou Right	93- 99	638 SI			▲								▲		△			
KLX	400 R	03-	694 SI	604 SI		▲	▲							▲	▲	△	△		
KLX	400 SR	03-	694 HF	604 HF		▲	▲							▲	▲	△	△		
KVF	400 A1, A2, B1 Prairie	97- 98	536 SI*	2197		▲								▲		△			
KVF	400 C1, C2 Prairie 4x4	99-	536 SI*			▲								▲		△			
KVF	400 D1, D2 Prairie 2x4	99-	536 SI*			▲								▲		△			
KZ	400 B1, B2	78- 79	522 HF	2038		▲													
KZ	400 D, D3, D4	74- 77	510 HF	2088		△													
KZ	400 H1 (LTD)	79	510 HF	2038		△													
LX	400 Eliminator, SE	90	546 HF*			△													
Z	400 B1, B2	78- 79	522 HF	2038		△													
Z	400 C1	80-	510 HF			△													
Z	400 D, S	76- 77	518 HF	2038		▲													
Z	400 E, GL, H, H1	79-	510 HF	2038		△													
Z	400 Eliminator	88	557 HF	557 HF		△	△												
Z	400 F	84-	546 HF	2038		▲													
Z	400 J	80-	539 HF*	2060		▲													
Z	400 T (Belt Drive)	83-	539 HF	2060		△													
ZR	400 F, A1	83- 84	546 HF	2038		△													
ZR	400 Xanthus (ZR 400D1)	92- 95	615 HS*	586 LS		△	△	△	△										
ZRX	400	98-	743 HS			△		△											
ZX	400	85	546 HF	557 HF		△	△												
ZX	400	86-	557 HF*	557 HF		△	△												
ZX-4	400	88- 89	615 HF*	615 HF		△	△												
ZX-4	400	90	631 HS*	556 LS		△	△	△	△										
ZXR	400	89- 90	631 HF*	556 HF		▲	▲												
ZXR	400 L1-L5	91- 02	666 HS*	556 LS		▲	▲	▲	▲									△	△
ZZR	400	90- 94	631 HS*	597 LS		▲	▲	▲	▲										
KX	420 A1, A2	80- 81	2040	2016															
KZ	440 A1-A3, K1, D2-D4	80- 82	510 HF	2038		▲													
KZ	440 A4, D5, G1	83	540 HF	2038		▲													
Z	440 A4, A5, D5, LTD	83- 84	540 HF	2038		▲													
Z	440 C	80- 81	510 HF	2038		▲													
Z	440 C, Twin	81-	540 HF	2038		△													
Z	440 H	82- 83	539 HF	540 HF		▲	▲												
Z	440 LTD	80-	510 HF	2038		▲													
Z	440 LTD	80- 81	510 HF	2038		▲													
EN	450 A1-A6	85- 90	557 HF	2060		▲													
KFX	450 Left/Rear	07-	801 SI	592 SI										▲	▲	△	△		
KFX	450 Right	07-	798 SI											▲		△			

ALWAYS choose quality as "RECOMMENDED" / Choisissez **TOUJOURS** la qualité "RECOMMANDÉE".

* = 2 sets required / 2 jeux pour l'Avant.

△ = Available quality / Qualité disponible. ▲ = Available quality mit ABE / Qualité disponible avec ABE.

▲ = Mit ABE vorne und hinten. TÜV-Abnahme entfällt (gilt nur für Scheibenbremsbeläge).



RECOMMENDED

1xx = Scooter Pads
5xx = Street, Off Road & Racing Pads
2xxx = Brake Shoes

STREET

STREET EXCEL

CARBON TECH

MAXI SINTER

OFF ROAD

RACING OFF ROAD

RACING ROAD RACING



KAWASAKI					HF	HF	HS	LS	CT	CT	MS	MS	SI	SI	RSI	RSI	DC	RS
KLX	450 R	07 -	694 SI	790 SI	▲									▲	▲	△	△	
KX-F	450	06- 08	694 RSI	790 RSI	▲									▲	▲	△	△	
KX-F	450 DFI	09 -	694 RSI	790 RSI	△									△	△	△	△	
Z	450 LTD	84 -	557 HF	2060	▲													
EN	500	98 -	557 HS	2060	▲		▲											
EN	500 A1-A7, B1-B2	90- 96	557 HS	2060	▲		▲											
EN	500 C1-C2 Vulcan	96- 97	557 HS	2060	▲		▲											
ER-5	500	97- 00	597 HS	2038	▲		▲											
ER-5	500	01 -	705 HS	2038	▲		▲											
EX	500 A1-A3	87- 89	597 HF	2038	△													
EX	500 A4-A7	90- 93	597 HS	2038	▲		▲											
EX	500 D1-D3 Ninja	94- 97	597 HS	586 LS	▲	▲	▲	▲										
EX	500 E1-E3	94- 96	615 HS	586 LS	△	△	△	△										
GPX	500 R (Austria)	88 -	597 HF*	597 HF	△	△												
GPZ	500	93- 95	631 HS	2038	▲		▲											
GPZ	500	95- 96	546 HF*	586 HF	▲	▲												
GPZ	500	97 -	615 HS*	586 LS	▲	▲	▲	▲										
GPZ	500 R (Austria)	85 -	557 HF*	557 HF	△	△												
GPZ	500 S	87	557 HF	2038	▲													
GPZ	500 S	88	546 HF	2038	▲													
GPZ	500 S	89- 92	546 HS*	557 LS	▲	▲	▲	▲										
GPZ	500 S (Austria)	87- 91	597 HF	2038	△													
GPZ	500 S (Austria)	92- 93	597 HF	2038	△													
GPZ	500 S (Austria)	94- 96	615 HS	586 LS	▲	▲	▲	▲										
GPZ	500 S (Austria)	97 -	615 HS*	586 LS	▲	▲	▲	▲										
KH	500	76- 79	510 HF		▲													
KH	500 H1	74- 75	503 HF		△													
KL	500 Tengai (Austria)	89- 91	597 HS	586 LS	△	△	△	△										
KLE	500 A1-	91 -	597 HS	586 LS	▲	▲	▲	▲										
KLR	500 (Austria)	87- 88	602 HF	586 HF	△	△									△			
KX	500 A1,2,B1	83- 85	546 SI	2183	▲									▲		△		
KX	500 B2	86	546 RSI	586 RSI	▲	▲								▲	▲	△	△	
KX	500 C1, D1	87- 88	602 HF	586 SI	△										△		△	
KX	500 E1-E5	89- 93	611 RSI	632 RSI	▲	▲								▲	▲	△	△	
KX	500 E6-E7	94- 95	694 RSI	632 RSI	▲	▲								▲	▲	△	△	
KX	500 E8-	96 -	694 RSI	604 RSI	▲	▲								▲	▲	△	△	
Z	500	79- 80	510 HF*	512 HF	▲	▲												
Z	500	81- 83	539 HF	540 HF	▲	▲												
ZL	500 (Austria)	85 -	557 HF	2060	△													
ZR	500 A1 (Z 500 F)	83 -	546 HF	2038	△													
ZZR	500 (Austria)	90- 92	631 HS*	597 LS	△	△	△	△										
ZZR	500 (Austria)	93 -	631 HS*	687 LS	△	△	△	△										
GPZ	550	84- 87	557 HF*	557 HF	▲	▲												
GT	550	85- 01	557 HF*	2060	▲													
KX	550 A	83 -	546 SI		▲									▲		△		
KZ	550 A1	80	510 HF	2060	▲													
KZ	550 A2-A4, C1-C4	80- 83	540 HF	2060	△													
KZ	550 D1, H1, H2	81- 83	540 HF*	540 HF	△	△												
KZ	550 F1, F2, M1	83- 84	540 HF	2060	△													
Z	550 A1	80 -	510 HF	2060	△													
Z	550 A2, A3, C3	81- 83	540 HF	2060	▲													
Z	550 C1, C2, B, LTD	80 -	539 HF	2060	▲													
Z	550 C3, LTD	82- 84	540 HF	2060	▲													
Z	550 E, LTD	81 -	539 HF*	540 HF	▲	▲												
Z	550 F	83 -	546 HF*	2038	▲													
Z	550 F	85 -	557 HF*	2038	▲													
Z	550 F1, F2, F2L	83- 84	540 HF	2060	▲													
Z	550 GP	81 -	539 HF	540 HF	▲	▲												
Z	550 GT	83 -	546 HF*	2060	▲													
Z	550 GT, LTD	82 -	540 HF	2060	▲													
Z	550 LTD	81 -	539 HF	2060	▲													
Z	550 M1, LTD	83 -	540 HF	2060	▲													
ZR	550 A1, GP	83- 84	546 HF*	2038	▲													
ZR	550 B1-B3 Zephyr	90- 92	597 HS*	615 LS	▲	▲	▲	▲										
ZR	550 B4-B6 Zephyr	93- 99	597 HS*	687 LS	▲	▲	▲	▲										
ZR	550 Zephyr (Germany)																	
	fr.no.B024010-	93 -	615 HS*	687 LS	▲	▲	▲	▲										
ZX	550 A1, A1L	84 -	557 HF*	557 HF	△	△												
	600 R, Ninja	89 -	631 HF*	556 HF	△	△												
GPX	600 R	88- 93	597 HF*	597 HF	▲	▲												
GPX	600 R	94 -	597 HS*	597 LS	▲	▲	▲	▲										
GPZ	600 R	85 - 89	557 HF*	557 HF	▲	▲												

ALWAYS choose quality as **"RECOMMENDED"** / Choisissez **TOUJOURS** la qualité **"RECOMMANDÉE"**.

* = 2 sets required / 2 jeux pour l'Avant.

△ = Available quality / Qualité disponible. ▲ = Available quality mit ABE / Qualité disponible avec ABE.

▲ = Mit ABE vorne und hinten. TÜV-Abnahme entfällt (gilt nur für Scheibenbremsbeläge).



RECOMMENDED

1xx = Scooter Pads
5xx = Street, Off Road & Racing Pads
2xxx = Brake Shoes

STREET



STREET EXCEL



CARBON TECH



MAXI SINTER



OFF ROAD



RACING OFF ROAD



RACING ROAD RACING



KAWASAKI			1xx	5xx	2xxx	HF	HF	HS	LS	CT	CT	MS	MS	SI	SI	RSI	RSI	DC	RS
GPZ	600 R	94-	597 HS*	597 LS		△	△	△	△										
KL	600 A1,B1,B2	84- 86	546 HF	2183		▲										△			
KLR	600	84- 86	546 HF	2183		▲									▲		△		
KLR	600 E	85- 94	546 HF	2183		▲									▲		△		
Z	600 GP	83-	557 HF*	557 HF		△	△												
ZL	600	85-	557 HF	2060		▲													
ZL	600 B2 Eliminator	95- 98	597 HS	2060		▲		▲											
ZX	600 A1-A3, B1 Ninja	85- 87	557 HF*	557 HF		△	△												
ZX	600 C1-C10 Ninja R	88- 97	597 HS*	597 LS		△	△	△	△										
ZX-6R	600 D1-D4 (ZX6)	90- 93	631 HS*	597 LS		△	△	△	△									△	△
ZX-6R	600 E1-E5 (Ninja ZX6)	93- 97	631 HS*	687 LS		△	△	△	△									△	△
ZX-6R	600 F1-F3 (Ninja ZX6R)	95- 97	631 HS*	687 LS		▲	▲	▲	▲									△	△
ZX-6R	600 Ninja	98- 01	686 HS*	687 LS		▲	▲	▲	▲									△	△
ZX-6R	600 Ninja (Rad.cal)	07- 08	838 HS*	687 LS				▲	▲									△	△
ZX-6R	600 Ninja (Rad.cal)	09-	838 HS*	687 LS				▲	▲									△	△
ZX-6RR	600 Ninja (Rad.cal)	03- 06	788 HS*	687 LS				▲	▲									△	△
ZZR	600	90- 92	631 HS*	597 LS		▲	▲	▲	▲									△	△
ZZR	600	93- 05	631 HS*	687 LS		▲	▲	▲	▲									△	△
ZX-6R	636 Ninja	02	686 HS*	687 LS		▲	▲	▲	▲									△	△
ZX-6R	636 Ninja (Rad.cal)	03- 06	788 HS*	687 LS		▲	▲	▲	▲									△	△
ER-6f	650 Left/Rear	06- 08	705 HS	687 LS		▲	▲	▲	▲										
ER-6f	650 Left/Rear	09-	705 HS	687 LS		▲	▲	▲	▲										
ER-6f	650 Right	06- 08	704 HS			▲		▲											
ER-6f	650 Right	09-	704 HS			▲		▲											
ER-6n	650 Left/Rear	06- 08	705 HS	687 LS		▲	▲	▲	▲										
ER-6n	650 Left/Rear	09-	705 HS	687 LS		▲	▲	▲	▲										
ER-6n	650 Right	06- 08	704 HS			▲		▲											
ER-6n	650 Right	09-	704 HS			▲		▲											
KL	650 B1-B3 Tengai (KLR)	89- 91	597 HS	586 LS		▲	▲	▲	▲										
KL	650 C1 (KLR)	95	705 HS	586 LS		▲	▲	▲	▲										
KLE	650 Versys Left/Rear	07- 09	705 HS	687 LS		▲	▲	▲	▲										
KLE	650 Versys Left/Rear	10-	705 HS	687 LS		▲	▲	▲	▲										
KLE	650 Versys Right	07- 09	704 HS			▲		▲											
KLE	650 Versys Right	10-	704 HS			▲		▲											
KLR	650	08-	611 HS	638 LS		△	△	△	△										
KLR	650 A1-A3	87- 89	602 HF	586 SI		▲										▲		△	
KLR	650 C1-	98	705 HS	586 LS		▲	▲	▲	▲										
KLR	650 C1-	99-	705 HS	586 LS		▲	▲	▲	▲										
KLX	650 A1-3, C1-4	93- 96	694 SI	632 SI		▲	▲								▲	▲	△	△	
KLX	650 R	93- 95	694 SI	632 SI		▲	▲								▲	▲	△	△	
KLX	650 R D1	96	694 SI	604 SI		▲	▲								▲	▲	△	△	
KVF	650 Brute Force 4x4 (D_, E_) Left	05-	801 SI												▲		△		
KVF	650 Brute Force 4x4 (D_, E_) Right	05-	798 SI												▲		△		
KVF	650 Brute Force 4x4i (F_, G_, H_) Left	05-	611 SI			▲									▲		△		
KVF	650 Brute Force 4x4i (F_, G_, H_) Right	05-	638 SI			▲									▲		△		
KVF	650 Prairie (A_, B_) Left	01- 03	801 SI												▲		△		
KVF	650 Prairie (A_, B_) Right	01- 03	798 SI												▲		△		
W	650	99-	704 HF	2038		▲													
Z	650	77- 79	510 HF*	2060		▲													
Z	650 C	78- 79	510 HF*	514 HF		▲	▲												
Z	650 D1, D1A, D2, D3	78- 82	510 HF*	512 HF		▲	▲												
Z	650 D4	81-	539 HF	2060		▲													
Z	650 E1	80	510 HF	2060		▲													
Z	650 F	81-	539 HF*	2060		▲													
Z	650 H1,H2, H3, CSR	81- 82	540 HF			△													
KFX	700 V-Force Left	04-	801 SI												▲		△		
KFX	700 V-Force Right	04-	798 SI												▲		△		
KSV	700 V-Force A1- Left	04-	801 SI												△		△		
KSV	700 V-Force A1- Right	04-	798 SI												△		△		
KVF	700 Prairie (A_, B_, D_) Left	04-	801 SI												▲		△		
KVF	700 Prairie (A_, B_, D_) Right	04-	798 SI												▲		△		
VN	700 A1 Vulcan	85	557 HF*	2060		△													
Z	700 A1, A1L	83-	539 HF*	540 HF		△	△												
ZN	700 A1, A1L	84-	557 HF*	557 HF		△	△												
	750 Vulcan	93-	557 HF	2060		▲													
GPX	750 R	87- 89	597 HF*	597 HF		▲	▲												
GPZ	750	82	539 HF	540 HF		△	△												
GPZ	750	83- 87	557 HF*	557 HF		▲	▲												
GPZ	750 R	85- 86	557 HF*	557 HF		▲	▲												
GPZ	750 T	83-	557 HF*	557 HF		▲	▲												

ALWAYS choose quality as "RECOMMENDED" / Choisissez TOUJOURS la qualité "RECOMMANDÉE".

* = 2 sets required / 2 jeux pour l'Avant.

△ = Available quality / Qualité disponible. ▲ = Available quality mit ABE / Qualité disponible avec ABE.

▲ = Mit ABE vorne und hinten. TÜV-Abnahme entfällt (gilt nur für Scheibenbremsbeläge).



RECOMMENDED

1xx = Scooter Pads
5xx = Street, Off Road & Racing Pads
2xxx = Brake Shoes



STREET



STREET EXCEL



CARBON TECH



MAXI SINTER



OFF ROAD



RACING OFF ROAD



RACING ROAD RACING



KAWASAKI				HF	HF	HS	LS	CT	CT	MS	MS	SI	SI	RSI	RSI	DC	RS
GT	750	86-	557 HF*	557 HF	▲	▲											
KRF	750 Teryx 4x4 Left	08-	611 SI									△		△			
KRF	750 Teryx 4x4 Right	08-	638 SI									△		△			
KVF	750 Brute Force 4x4i																
	(A_, B_, C_, D_, E_, F_) Left	05-	611 SI		▲							▲		△			
KVF	750 Brute Force 4x4i																
	(A_, B_, C_, D_, E_, F_) Right	05-	638 SI		▲							▲		△			
VN	750 A2-A1_ Vulcan	86- 94	557 HF*	2060	▲												
VZ	750 Twin	88	557 HF	2060	△												
Z	750 , ABS	07-	627 HS*	657 LS	▲	▲	▲	▲									
Z	750 A1, A1L	84-	539 HF*	540 HF	△	△											
Z	750 B	76- 79	510 HF	514 HF	▲	▲											
Z	750 E	80- 81	539 HF*	540 HF	▲	▲											
Z	750 E1, E1L, Turbo	84-	557 HF*	557 HF	△	△											
Z	750 Eliminator	88	557 HF*	557 HF	△	△											
Z	750 GT	82-	539 HF*	540 HF	▲	▲											
Z	750 H	72- 75	503 HF	2091	▲												
Z	750 H1, H2, LTD	80- 81	539 HF*	540 HF	▲	▲											
Z	750 K1, K2	83- 84	557 HF*	2060	△												
Z	750 L	80- 83	539 HF*	540 HF	▲	▲											
Z	750 L	84-	540 HF*	540 HF	△	△											
Z	750 L3	83-	540 HF*	540 HF	△	△											
Z	750 Left/Rear	04-	705 HS	687 LS	▲	▲	▲	▲									
Z	750 LTD	80-	510 HF*	2060	▲												
Z	750 LTD Belt Drive	83-	539 HF*	540 HF	▲	▲											
Z	750 LTD Twin	82	539 HF*	540 HF	▲	▲	▲										
Z	750 LTD Twin	83-	557 HF	557 HF	▲	▲											
Z	750 M1	82-	540 HF	2060	△												
Z	750 R	11-	788 HS*	657 LS		△	△	△									
Z	750 R1	82-	540 HF*	540 HF	△	△											
Z	750 Right	04-	704 HS		▲		▲										
Z	750 S Left/Rear	05- 06	705 HS	687 LS	▲	▲	▲	▲									
Z	750 S Right	05- 06	704 HS		▲		▲										
Z	750 Sp.	83-	539 HF*	540 HF	▲	▲											
Z	750 Y1, N, LTD	82-	539 HF*	540 HF	△	△											
ZR	750 Zephyr	91- 95	597 HS*	597 LS	▲	△	▲	△									
ZR	750 Zephyr Left/Rear	96-	705 HS	597 LS	▲	▲	▲	▲									
ZR	750 Zephyr Right	96-	704 HS		▲		▲										
ZR-7	750 Left/Rear	99-	705 HS	704 LS	▲	▲	▲	▲									
ZR-7	750 Right	99-	704 HS		▲		▲										
ZR-7S	750 Left/Rear	01-	705 HS	704 LS	▲	▲	▲	▲									
ZR-7S	750 Right	01-	704 HS		▲		▲										
ZX	750 A1, E, GP	83- 85	557 HF*	557 HF	▲	▲											
ZX-7R	750 Ninja	89- 95	631 HS*	556 LS	▲	▲	▲	▲									
ZX-7R	750 Ninja P1,P2	96- 02	686 HS*	556 LS	▲	▲	▲	▲								△	△
ZX-7RR	750 Ninja N1	96- 02	676 HS*	715 LS	▲	▲	▲	▲								△	△
ZXR	750 R	89- 92	631 HS*	556 LS	▲	▲	▲	▲								△	△
ZXR	750 R	93- 95	631 HS*	556 LS	▲	▲	▲	▲								△	△
VN	800 A1-A9 Vulcan,Classic	95-	557 HS	2060	▲		▲										
VN	800 Classic	98-	705 HS	2060	▲		▲										
VN	800 Drifter	99- 02	705 HS	704 LS	▲	▲		▲									
W	800	11-	704 HS		△												
GPZ	900 R	84- 89	557 HF*	557 HF	▲	▲											
GPZ	900 R	90- 96	631 HS*	597 LS	▲	▲	▲	▲								△	△
KZ	900 A4, A5	76- 77	510 HF	2091	△												
KZ	900 B1	76	510 HF*	514 HF	△	△											
VN	900 Classic	06-	705 HS	704 LS	▲	▲	▲	▲									
VN	900 Custom	07-	705 HS	704 LS	▲	▲	▲	▲									
Z	900 A	76- 77	510 HF*	2091	▲												
Z1	900 Z1 A, Z1 B	73- 75	503 HF	2091	△												
ZL	900 Eliminator	85- 86	557 HF*	557 HF	△	△											
ZX	900 A1, A1L	83- 84	557 HF*	557 HF	△	△											
ZX-9R	900 Ninja	94- 95	631 HS*	687 LS	▲	▲	▲	▲									
ZX-9R	900 Ninja	96	686 HS*	687 LS	▲	▲	▲	▲								△	△
ZX-9R	900 Ninja	97- 01	686 HS*	687 LS	▲	▲	▲	▲								△	△
ZX-9R	900 Ninja	02-	782 HS*	687 LS	▲	▲	▲	▲								△	△
GPZ	1000 RX	86-	557 HS*	557 LS	▲	▲	▲	▲									
GTR	1000	86- 93	557 HS*	557 LS	▲	▲	▲	▲									
GTR	1000	94- 98	597 HS*	557 LS	▲	▲	▲	▲									
GTR	1000	99- 06	597 HS*	557 LS	▲	▲	▲	▲									
KLV	1000 Left/Rear	04-	705 HS	657 LS	△	△	△	△									
KLV	1000 Right	04-	704 HS		△		△										

ALWAYS choose quality as **"RECOMMENDED"** / Choisissez **TOUJOURS** la qualité **"RECOMMANDÉE"**.

* = 2 sets required / 2 jeux pour l'Avant.

△ = Available quality / Qualité disponible. ▲ = Available quality mit ABE / Qualité disponible avec ABE.

▲ = Mit ABE vorne und hinten. TÜV-Abnahme entfällt (gilt nur für Scheibenbremsbeläge).



RECOMMENDED

1xx = Scooter Pads
5xx = Street, Off Road & Racing Pads
2xxx = Brake Shoes

STREET

STREET EXCEL

CARBON TECH

MAXI SINTER

OFF ROAD

RACING OFF ROAD

RACING ROAD RACING

KAWASAKI						HF	HF	HS	LS	CT	CT	MS	MS	SI	SI	RSI	RSI	DC	RS
KZ	1000 P6-P20	87- 01	539 HF*	540 HF	△	△													
Z	1000	76- 78	510 HF*	512 HF	▲	▲													
Z	1000	03- 06	782 HS*	687 LS	▲	▲	▲	▲										△	△
Z	1000	07- 09	838 HS*	657 LS		▲	▲	▲										△	△
Z	1000 (Rad.cal)	10-	806 HS*	657 LS			▲	▲											
Z	1000 A1, A2, A3, A4	77- 80	510 HF*	512 HF	△	△													
Z	1000 B1, B2, B3, LTD	77- 79	510 HF*	514 HF	▲	▲													
Z	1000 C1, C2, C3, C4	78- 81	510 HF*	512 HF	△	△													
Z	1000 D1, D2, D3, Z1R	78- 80	510 HF*	512 HF	△	△													
Z	1000 F1	80-	539 HF*	512 HF	▲	▲													
Z	1000 GL	80-	510 HF*	512 HF	△	△													
Z	1000 H1	80-	510 HF*	512 HF	△	△													
Z	1000 J	79- 80	539 HF*	540 HF	▲	▲													
Z	1000 J	81- 83	539 HF*	540 HF	▲	▲													
Z	1000 K, M, CSR	81-	539 HF*	540 HF	▲	▲													
Z	1000 LTD	81-	539 HF*	540 HF	▲	▲													
Z	1000 MKII	79- 80	539 HF*	512 HF	▲	▲													
Z	1000 P1, P2, Police	82- 84	539 HF*	540 HF	△	△													
Z	1000 R	78- 79	510 HF*	512 HF	▲	▲													
Z	1000 R Ninja	86-	557 HF*	557 HF	▲	▲													
Z	1000 RE1, R2	82-	540 HF*	540 HF	△	△													
Z	1000 ST	79- 81	539 HF*	512 HF	▲	▲													
Z	1000 SX (Rad.cal)	11-	806 HS*	687 LS			△	△											
ZL	1000	86-	557 HF*	557 HF	▲	▲													
ZX-10	1000 B2, B3	88- 90	597 HS*	597 LS	▲	▲	▲	▲											
ZX-10R	1000 Ninja (Rad.cal)	04- 07	788 HS*	687 LS			▲	▲										△	△
ZX-10R	1000 Ninja (Rad.cal)	08- 09	806 HS*	687 LS			▲	▲										△	△
ZX-10R	1000 Ninja (Rad.cal)	10	806 HS*	687 LS			▲	▲										△	△
ZX-10R	1000 Ninja (Rad.cal)	11-	806 HS*	834 LS		△	△	△										△	△
	1100 Zephyr Left/Rear	97-	705 HS	597 LS	▲	▲	▲	▲											
	1100 Zephyr Right	97-	704 HS		▲		▲												
GPZ	1100	81-	539 HF*	540 HF	▲	▲													
GPZ	1100	83-	557 HF*	557 HF	▲	▲													
GPZ	1100 (ZX 1100 E1-E2) Left/Rear	95- 96	705 HS	687 LS	▲	▲	▲	▲											
GPZ	1100 (ZX 1100 E1-E2) Right	95- 96	704 HS		▲		▲												
GPZ	1100 ABS, Horizont Left/Rear	97-	705 HS	687 LS	▲	▲	▲	▲											
GPZ	1100 ABS, Horizont Right	97-	704 HS		▲		▲												
Z	1100 B2, GP	82-	540 HF	540 HF	▲	▲													
Z	1100 D1, D2, Spectre	82- 83	539 HF*	540 HF	△	△													
Z	1100 GP	81-	539 HF	540 HF	▲	▲													
Z	1100 GP	83-	557 HF*	557 HF	▲	▲													
Z	1100 L1, LTD	83-	539 HF*	540 HF	△	△													
Z	1100 LTD	85-	557 HF*	557 HF	▲	▲													
Z	1100 R, LTD	84	557 HF*	557 HF	▲	▲													
Z	1100 ST	81-	539 HF	512 HF	▲	▲													
ZN	1100 B1, B1L, LTD	84-	557 HF*	557 HF	△	△													
ZR	1100 Zephyr	92- 95	631 HS*	597 LS	▲	▲	▲	▲											
ZRX	1100	96- 00	686 HS*	556 LS	▲	▲	▲	▲											
ZX	1100 A1, GP	83-	557 HF*	557 HF	△	△													
ZX	1100 D1-D5 ZX-11	93- 97	631 HS*	556 LS	▲	▲	▲	▲											
ZZR	1100	90- 93	631 HS*	597 LS	▲	▲	▲	▲										△	△
ZZR	1100	94- 01	631 HS*	556 LS	▲	▲	▲	▲											
ZG	1200 A1-A2/B1-B17 Voyager XII	86-	557 HS*	557 LS	△	△	△	△											
ZRX	1200	01-	686 HS*	556 LS	▲	▲	▲	▲											
ZRX	1200 R	01-	686 HS*	556 LS	▲	▲	▲	▲											
ZRX	1200 S	01-	686 HS*	556 LS	▲	▲	▲	▲											
ZX-12R	1200 Ninja	00- 03	686 HS*	556 LS	▲	▲	▲	▲										△	△
ZX-12R	1200 Ninja (Rad.cal)	04-	788 HS*	556 LS			▲	▲										△	△
ZZR	1200	02-	631 HS*	556 LS	▲	▲	▲	▲											
Z	1300	79- 81	530 HF*	512 HF	▲	▲													
Z	1300 -6	85	557 HF*	557 HF	△	△													
Z	1300 A1-A5, Sports	79- 83	539 HF*	540 HF	▲	▲													
Z	1300 DF1	84-	530 HF*	512 HF	▲	▲													
ZN	1300 A1, A2, A2L	83- 84	557 HF*	557 HF	▲	▲													
ZN	1300 Voy.	85-	557 HF*	557 HF	▲	▲													
GTR	1400 (Rad.cal)	07-	838 HS*	715 LS		▲	▲	▲											
ZZR	1400 (Rad.cal)	06-	838 HS*	715 LS		▲	▲	▲											△
VN	1500 A1-A11 Vulcan, SE	87-	557 HS	557 LS	▲	▲	▲	▲											
VN	1500 B1-B4, C1-C4 Vulcan	87-	557 HS	557 LS	▲	▲	▲	▲											
VN	1500 Classic	97-	705 HS	557 LS	▲	▲	▲	▲											
VN	1500 Classic Fi	00-	705 HS	704 LS	▲	▲	▲	▲											
VN	1500 Classic Tourer Fi Left/Rear	00-	705 HS	704 LS	▲	▲	▲	▲											

ALWAYS choose quality as **“RECOMMENDED”** / Choisissez **TOUJOURS** la qualité **“RECOMMANDÉE”**.

* = 2 sets required / 2 jeux pour l'Avant.

△ = Available quality / Qualité disponible. ▲ = Available quality mit ABE / Qualité disponible avec ABE.

▲ = Mit ABE vorne und hinten. TÜV-Abnahme entfällt (gilt nur für Scheibenbremsbeläge).



RECOMMENDED

1xx = Scooter Pads
5xx = Street, Off Road & Racing Pads
2xxx = Brake Shoes



STREET



STREET EXCEL



CARBON TECH



MAXI SINTER



OFF ROAD



RACING OFF ROAD



RACING ROAD RACING



KAWASAKI

				HF	HF	HS	LS	CT	CT	MS	MS	SI	SI	RSI	RSI	DC	RS
VN	1500 Classic Tourer Fi Right	00-	704 HS	▲		▲											
VN	1500 Classic Tourer Left/Rear	98-	705 HS	▲	▲		▲										
VN	1500 Classic Tourer Right	98-	704 HS	▲		▲											
VN	1500 Drifter	99- 02	705 HS	▲	▲	▲	▲										
VN	1500 Mean Streak	02- 03	686 HS	▲	▲	▲	▲										
VN	1500 Sumo	88-	557 HF*	▲	▲												
VN	1600 Classic Left/Rear	03-	705 HS	▲	▲	▲	▲										
VN	1600 Classic Right	03-	704 HS	▲		▲											
VN	1600 Mean Streak	04	686 HS*	▲	▲	▲	▲										
VN	1600 Mean Streak	05-	788 HS*	▲		▲	▲										
VN	1700 Classic Left/Rear	09-	705 HS	▲	▲	▲	▲										
VN	1700 Classic Right	09-	704 HS	▲		▲											
VN	1700 Classic Tourer Left/Rear	09-	705 HS	▲	▲	▲	▲										
VN	1700 Classic Tourer Right	09-	704 HS	▲		▲											
VN	1700 Voyager	09-	631 HS*	▲	▲	▲	▲										
VN	2000	04-	631 HS*	▲	▲	▲	▲										

KEEWAY

	50 Flash	07-	101 HF	2028	▲												
	50 Flash Electric	10-	141 HF	2028	▲												
	50 Focus	06-	141 HF		▲												
	50 Hurricane	06-	101 HF		▲												
	50 Matrix	06-	141 HF		▲												
	50 Matrix Electric	10-	141 HF		▲												
	50 Matrix Racing Sport	10-	141 HF		▲												
F-NKD	50	10-	141 HF	2028	▲												
RY8	50	07- 09	141 HF	2028	▲												
RY8	50	10-	141 HF	200 HF	▲	▲											
TX	50 SM	10-	173 HF														
	90 Hurricane	06-	101 HF		▲												
	100 Partner	06-	119 HF		▲												
	110 Partner	06-	119 HF		▲												
	125 Arn	06-	123 CT		▲												
	125 Enduro	07-	774 HF	519 HF	▲	▲											
	125 Focus	06-	141 CT		▲												
	125 Matrix	06-	141 CT		▲												
	125 Matrix Racing Sport	10-	141 HF		▲												
	125 Speed	06-	132 CT	119 CT	▲	▲											
	125 Superlight	06-	713 HF		▲												
	125 X-Ray	07-	774 HF	519 HF	▲	▲											
TX	125 SM	10-	780 HF														
	150 Arn	06-	123 CT		▲												
	150 Focus	06-	141 CT		▲												
	150 Matrix	06-	141 CT		▲												
	150 Matrix Racing Sport	10-	141 HF														
	150 Speed	06-	132 CT	119 CT	▲	▲											
	150 Superlight	06-	713 HF		▲												
	250 Land Cruiser	06-	713 HF		▲												
	250 Supershadow	06-	691 HF		▲												

KOTIR

RS	50	90-	2028	2028													
----	----	-----	------	------	--	--	--	--	--	--	--	--	--	--	--	--	--

KRAM-IT

	50 Scrambler			692 HF		▲											
ER	125	89- 93	608 SI	692 SI	▲	▲											
	250 SMR	00-		675 RSI		▲											
GS	250	97-	671 SI	675 SI	▲	▲											
MC	250	89	608 SI	692 SI	▲	▲											
MX	250	97-	671 SI	675 SI	▲	▲											
SM	250	97-	671 SI	675 SI	▲	▲											
ER	300	89	608 SI	692 SI	▲	▲											

KREIDLER

	Florett	81- 82	524 HF		▲												
	25 Florett XL	99-	102 HF		▲												
	50 Florett	99-	102 HF	2028	▲												
	125 Enduro	07-	713 HF		▲												
	125 Florett D	07-	638 HF		▲												
	125 Florett RMC-F	07-	638 HF		▲												
	125 Mustang	83-	560 HF	519 HF													
	125 Supermoto	07-	713 HF		▲												

ALWAYS choose quality as **"RECOMMENDED"** / Choisissez **TOUJOURS** la qualité **"RECOMMANDÉE"**.

* = 2 sets required / 2 jeux pour l'Avant.

△ = Available quality / Qualité disponible. ▲ = Available quality mit ABE / Qualité disponible avec ABE.

▲ = Mit ABE vorne und hinten. TÜV-Abnahme entfällt (gilt nur für Scheibenbremsbeläge).



RECOMMENDED

1xx = Scooter Pads
5xx = Street, Off Road & Racing Pads
2xxx = Brake Shoes

STREET



STREET EXCEL



CARBON TECH



MAXI SINTER



OFF ROAD



RACING OFF ROAD



RACING ROAD RACING



KREIDLER					HF	HF	HS	LS	CT	CT	MS	MS	SI	SI	RSI	RSI	DC	RS	
	200 Enduro	07-	713 HF		▲														
KTM																			
	Baja	86-	519 SI	2122	▲									▲		△			
	Country,Baja	85	519 SI	2122	▲									▲		△			
	GS,EXC,Enduro Models	91	621 HF	586 SI	▲										▲		△		
	most models	94-	671 SI	675 SI	▲	▲								▲	▲	△	△		
MX	125 - 600 ccm.	91	546 SI	586 SI	▲	▲								▲	▲	△	△		
	40 Comet		2120																
	50 Comet PL, TS, RLW, RS, RS4L	86- 91	138 HF		▲					△									
GO	50	94-	109 HF	2012	▲					△									
GP	50 DXL, RS1		138 HF		▲					△									
GXE	50	87-	519 HF		▲									▲		△			
GXE	50	89-	131 HF*		▲														
GXR	50	89-	131 HF*		▲														
MX	50	87-	519 SI		▲									▲		△			
MX	50	91	131 HF		▲														
RSV	50	86-	519 SI		▲									▲		△			
SM	50 Supermoto	06-	794 RSI	794 RSI										▲	▲	△	△		
SX	50 Adventure	98-	2074	2074															
SX	50 Pro Junior LC	02-	794 RSI	2074										▲		△			
SX	50 Pro Senior LC	02- 03	794 RSI	2074										▲		△			
SX	50 Pro Senior LC	04-	794 RSI	794 RSI										▲	▲	△	△		
SX	50 Senior Adventure	04-	794 RSI	2074										▲		△			
X-1	50	98-		2028															
SX	60	99	559 RSI		▲									▲		△			
SX	65	00- 01	559 RSI	574 RSI	▲	▲								▲	▲	△	△		
SX	65	02- 03	783 RSI	574 RSI		▲								▲	▲	△	△		
SX	65	04- 08	783 RSI	794 RSI		▲								▲	▲	△	△		
SX	65	09-	783 RSI	783 RSI		▲								▲	▲	△	△		
	80 RSL, L, RS, RL, Bora, Chopper	80-	519 HF	519 HF	▲	▲								▲	▲	△	△		
MX	80	86-	583 HF	2122	▲														
MX	80	91	583 HF		▲														
PL	80 Watercooled		519 HF	519 HF	▲	▲								▲	▲	△	△		
RLW	80	80-	519 SI	519 SI	▲	▲								▲	▲	△	△		
MX	85	90	519 SI		▲									▲		△			
SX	85	04- 10	783 RSI	783 RSI										▲	▲	△	△		
SX	85	11-	783 RSI	872 RSI										△	△	△	△		
	125	- 83	2120	2120															
	125 Duke	11-	877 HF	675 HF	△	△	△	△										△	
	125 Sting	99-	566 HF	675 HF	▲	▲													
	125 SuperMoto	00-	671 HF	675 HF	▲	▲													
EXC	125	90	621 HF	621 HF	▲	▲													
EXC	125 Enduro	99- 03	671 SI	675 SI	▲	▲								▲	▲	△	△		
EXC	125 Enduro	04-	671 SI	791 SI	▲	▲								▲	▲	△	△		
EXE	125	00-	671 HF	675 HF	▲	▲													
GS	125	83	2122	2120															
GS	125	84- 85	2122	2122															
GS	125	88	621 HF	621 HF	△	△													
GS	125	89- 90	546 SI	586 SI	▲	▲								▲	▲	△	△		
GS	125	92-	671 SI	586 SI	▲	▲								▲	▲	△	△		
LC	125	85	519 SI		▲									▲		△			
LC	125	86-	519 SI	519 SI	▲	▲								▲	▲	△	△		
LC2	125	99-	671 HF	675 HF	△	△													
LL	125	83	2122	2120															
MX	125	84	2122	2122															
MX	125	85	519 SI	2122	▲									▲		△			
MX	125	86	519 SI	519 SI	▲	▲								▲	▲	△	△		
MX	125	88	621 HF	621 HF	▲	▲													
MX	125	89- 90	546 SI	692 SI	▲	▲								▲	▲	△	△		
MX	125	92- 93	671 SI	692 SI	▲	▲								▲	▲	△	△		
SX	125	96- 03	671 RSI	675 RSI	▲	▲								▲	▲	△	△		
SX	125	04-	671 RSI	791 RSI	▲	▲								▲	▲	△	△		
XC	125	85	519 SI	2122	▲									▲		△			
XC	125	86-	519 SI	519 SI	▲	▲								▲	▲	△	△		
SX	144	07- 08	671 RSI	791 RSI	△	△								△	△	△	△		
SX	150	09-	671 RSI	791 RSI	△	△								△	△	△	△		
	175	72- 78	2120	2120															
	175	79-	2120	2121															
EXC	200 Enduro	99- 03	671 SI	675 SI	▲	▲								▲	▲	△	△		
EXC	200 Enduro	04-	671 SI	791 SI	▲	▲								▲	▲	△	△		
SX	200	03- 04	671 RSI	791 RSI	▲	▲								▲	▲	△	△		

ALWAYS choose quality as "RECOMMENDED" / Choisissez TOUJOURS la qualité "RECOMMANDÉE".

* = 2 sets required / 2 jeux pour l'Avant.

△ = Available quality / Qualité disponible. ▲ = Available quality mit ABE / Qualité disponible avec ABE.

▲ = Mit ABE vorne und hinten. TÜV-Abnahme entfällt (gilt nur für Scheibenbremsbeläge).



RECOMMENDED

1xx = Scooter Pads
5xx = Street, Off Road & Racing Pads
2xxx = Brake Shoes



STREET

EXCEL

CARBON TECH

MAXI SINTER

OFF ROAD

RACING OFF ROAD

RACING ROAD RACING

HF HF HS LS CT CT MS MS SI SI RSI RSI DC RS

KTM																			
	250 Baja	86-	519 SI	2122	▲									▲			△		
	250 Cross	- 81	2120	2120															
	250 Cross	82	2121	2121															
	250 Cross	83	2118	2121															
EXC	250	90	621 HF	621 HF	▲	▲													
EXC	250 Enduro	99- 03	671 SI	675 SI	▲	▲								▲	▲		△	△	
EXC	250 Enduro	04-	671 SI	791 SI	▲	▲								▲	▲		△	△	
EXC	250 Enduro 4T	99- 03	671 SI	675 SI	▲	▲								▲	▲		△	△	
EXC	250 Enduro 4T	04- 06	671 SI	791 SI	▲	▲								▲	▲		△	△	
EXC-F	250 Enduro	07-	671 SI	791 SI	▲	▲								▲	▲		△	△	
GS	250	83- 85	2122	2122															
GS	250	88	621 HF	621 HF	△	△													
GS	250	89- 90	546 SI	586 SI	▲	▲								▲	▲		△	△	
LC	250	85	519 SI		▲									▲			△		
LC	250	86	519 SI	519 SI	▲	▲								▲	▲		△	△	
MC	250	83- 84	519 SI	519 SI	▲	▲								▲	▲		△	△	
MX	250	83- 84	519 SI	519 SI	▲	▲								▲	▲		△	△	
MX	250	84	2122	2122															
MX	250	85	519 SI	2122	▲									▲			△		
MX	250	86	519 SI	519 SI	▲	▲								▲	▲		△	△	
MX	250	88	621 HF	621 HF	▲	▲													
MX	250	89- 90	546 SI	692 SI	▲	▲								▲	▲		△	△	
MX	250	92- 93	671 SI	692 SI	▲	▲								▲	▲		△	△	
MX	250 VC, Enduro	87-	601 HF	601 HF	▲	▲													
SX	250	96- 02	671 RSI	675 RSI	▲	▲								▲	▲		△	△	
SX	250	03-	671 RSI	791 RSI	▲	▲								▲	▲		△	△	
SX-F	250	06-	671 RSI	791 RSI	▲	▲								▲	▲		△	△	
XC	250	85	519 SI		▲									▲			△		
XC	250	86- 89	519 SI	519 SI	▲	▲								▲	▲		△	△	
EXC	300	90	621 HF	621 HF	▲	▲													
EXC	300	93- 96	671 SI	586 SI	▲	▲								▲	▲		△	△	
EXC	300 Enduro	99- 03	671 SI	675 SI	▲	▲								▲	▲		△	△	
EXC	300 Enduro	04-	671 SI	791 SI	▲	▲								▲	▲		△	△	
GS	300	85	2122	2122															
MX	300	85-		2122															
MX	300	90	546 SI	586 SI	▲	▲								▲	▲		△	△	
MX	300	92-	671 SI	586 SI	▲	▲								▲	▲		△	△	
XC	300	85	519 SI	2122	▲									▲			△		
XC	300	86- 90	519 SI	519 SI	▲	▲								▲	▲		△	△	
XC	300 (Drum vers.)	85	2122	2122															
	350 Country Cross	85-	519 SI	2122	▲									▲			△		
	350 GS	83-	519 SI	2121	▲									▲			△		
	350 GS (Drum vers.)	83-	2122	2122															
EXC	350	87	601 HF	601 HF	▲	▲													
EXC	350	88- 90	621 HF	621 HF	▲	▲													
EXC-F	350	11-	671 SI	791 SI	△	△								△	△		△	△	
GS	350	87	601 HF	601 HF	△	△													
GS	350	88-	621 HF	621 HF	△	△													
GS4	350 500 K4	- 83	519 SI		▲									▲			△		
K4	350 500 K4	- 83	519 SI		△									△			△		
LC4	350	92-	546 SI	586 SI	▲	▲								▲	▲		△	△	
MX	350	87	601 HF	601 HF	▲	▲													
MX	350	88	621 HF	621 HF	▲	▲													
SX-F	350	11-	671 RSI	791 RSI	△	△								△	△		△	△	
XC	350 , MC	- 83	519 SI		▲									▲			△		
MX	360	96- 97	671 SI	675 SI	▲	▲								▲	▲		△	△	
SX	360	96- 97	671 RSI	675 RSI	▲	▲								▲	▲		△	△	
XC	360	96- 97	671 SI	675 SI	▲	▲								▲	▲		△	△	
EXC	380 Enduro	99	671 SI	675 SI	▲	▲								▲	▲		△	△	
MX	380	98-	671 SI	675 SI	▲	▲								▲	▲		△	△	
SX	380	98- 02	671 RSI	675 RSI	▲	▲								▲	▲		△	△	
XC	380	98-	671 SI	675 SI	▲	▲								▲	▲		△	△	
	390 GS	83-	519 SI	2121	▲									▲			△		
	390 GS (Drum vers.)	83-	2122	2122															
XC	390 , MC	- 83	519 SI		▲									▲			△		
	400 Enduro	87-	601 HF	601 HF	△	△													
EXC	400 Racing	00- 03	671 SI	675 SI	▲	▲								▲	▲		△	△	
EXC	400 Racing	04-	671 SI	791 SI	▲	▲								▲	▲		△	△	
LC4	400	93-	671 SI	586 SI	▲	▲								▲	▲		△	△	
LC4-E	400 Enduro	99-	671 SI	675 SI	▲	▲								▲	▲		△	△	
SC	400	99-	671 SI	675 SI	▲	▲								▲	▲		△	△	
SX	400 Racing	00- 02	671 RSI	675 RSI	▲	▲								▲	▲		△	△	

ALWAYS choose quality as **“RECOMMENDED”** / Choisissez **TOUJOURS** la qualité **“RECOMMANDÉE”**.

* = 2 sets required / 2 jeux pour l'Avant.

△ = Available quality / Qualité disponible. ▲ = Available quality mit ABE / Qualité disponible avec ABE.

▲ = Mit ABE vorne und hinten. TÜV-Abnahme entfällt (gilt nur für Scheibenbremsbeläge).



RECOMMENDED
 1xx = Scooter Pads
 5xx = Street, Off Road & Racing Pads
 2xxx = Brake Shoes

STREET

STREET EXCEL

CARBON TECH

MAXI SINTER

OFF ROAD

RACING OFF ROAD

RACING ROAD RACING

KTM			1xx	5xx	2xxx	HF	HF	HS	LS	CT	CT	MS	MS	SI	SI	RSI	RSI	DC	RS
SXC	400 Tiainen Replica	99- 00	671 SI	675 SI		▲	▲							▲	▲	△	△		
	420	84-		2122															
XC	420 , MC	- 83	519 SI			▲								▲		△			
	450 Rally	11-	671 SI	675 SI		△	△							△	△	△	△		
EXC	450 Racing	04-	671 SI	791 SI		▲	▲							▲	▲	△	△		
SX	450 ATV	08-	866 RSI*	867 RSI										△	△	△	△		
SX	450 SM Factory Replica	04-	566 RSI	791 RSI		△	△								△	△	△		
SX	450 SMR	04- 06	842 RSI	791 RSI		▲	▲	▲						▲	▲	△	△		
SX	450 SMR	07-	843 RSI	791 RSI			▲	▲							▲	▲	△	△	△
SX-F	450	03-	671 RSI	791 RSI		▲	▲							▲	▲	△	△		
XC	450 ATV	08-	866 SI*	867 SI										△	△	△	△		
XC-F	450	08-	671 RSI	791 RSI		△	△							△	△	△	△		
MC	495 Leleu	82- 83	519 SI	2121		▲								▲		△			
MX	495	84-	2122	2122															
MX	495 Leleu	82- 83	519 SI	2121		▲								▲		△			
	500 Cross	- 82	2118	2121															
GS	500 500 K4 Enduro	83-	519 SI	2121		▲								▲		△			
LC	500	85	519 SI	2122		▲								▲		△			
LC	500	86-	519 SI	519 SI		▲	▲							▲	▲	△	△		
MX	500	83- 84	2122	2122															
MX	500	85	519 SI	2122		▲								▲		△			
MX	500	86-	519 SI	519 SI		▲	▲							▲	▲	△	△		
MX	500	87	601 HF	601 HF		▲	▲												
MX	500	88	621 HF	621 HF		▲	▲												
MX	500	89- 91	546 SI	692 SI		▲	▲							▲	▲	△	△		
MX	500	92- 93	671 SI	692 SI		▲	▲							▲	▲	△	△		
XC	500 , MC	- 83	519 SI			▲								▲		△			
SX	505 ATV	08-	866 RSI*	867 RSI										△	△	△	△		
SX	505 Racing	07-	671 RSI	791 RSI		▲	▲							▲	▲	△	△		
XC	505 ATV	08-	866 SI*	867 SI										△	△	△	△		
XC-F	505	09-	671 RSI	791 RSI		△	△							△	△	△	△		
EXC	520 Racing	00- 02	671 SI	675 SI		▲	▲							▲	▲	△	△		
SX-F	520 Racing	00- 02	671 RSI	675 RSI		▲	▲							▲	▲	△	△		
EXC	525 Racing	03	671 SI	675 SI		▲	▲							▲	▲	△	△		
EXC	525 Racing	04-	671 SI	791 SI		▲	▲							▲	▲	△	△		
SX	525 SMR	04-	842 RSI	791 RSI			▲	▲	▲						▲	▲	△	△	
SX-F	525 Racing	03	671 RSI	675 RSI		▲	▲							▲	▲	△	△		
SX-F	525 Racing	04- 06	671 RSI	791 RSI		▲	▲							▲	▲	△	△		
EXC	530 Racing	08-	671 SI	791 SI		▲	▲							▲	▲	△	△		
SXC	540 Tiainen Replica	99- 00	671 SI	675 SI		▲	▲							▲	▲	△	△		
LC4	550	87-	601 HF	601 HF		△	△												
MX	550	87-	601 HF	601 HF		△	△												
SX	560 SMR	06-	843 RSI	791 RSI			▲	▲							▲	▲	△	△	△
	600 Duke	93- 95	566 HF			△													
4T	600 Enduro	84-	519 SI			▲								▲		△			
EXC	600	87	601 HF	601 HF		△	△												
EXC	600	88	621 HF	621 HF		△	△												
GS	600	84	2122	2122															
GS	600	85	519 SI	2122		▲								▲		△			
LC4	600	88-	601 HF	601 HF		△	△												
LC4	600 Enduro	88-	601 HF	601 HF		△	△												
LC4	600 Six Days	92-	671 SI	586 SI		▲	▲							▲	▲	△	△		
MC	600	88	601 HF	601 HF		△	△												
MX	600	87	601 HF	601 HF		▲	▲												
MX	600	88-	621 HF	621 HF		▲	▲												
XC	600 Cross	85	519 SI			▲								▲		△			
XCE	600 Cross	85	519 SI			▲								▲		△			
	620 Duke	96- 98	566 HF	519 HF		△	△												
LC4	620 Competition	99-	671 SI	675 SI		▲	▲							▲	▲	△	△		
LC4	620 Competition SuperMoto	00-	671 HF	675 HF		▲	▲												
LC4	620 RXC	95	671 SI	675 SI		▲	▲							▲	▲	△	△		
LC4	620 Supercompetition	01-	671 HF	675 HF		▲	▲												
SC	620	99-	671 SI	675 SI		▲	▲							▲	▲	△	△		
SX	620	95- 99	671 RSI	675 RSI		▲	▲							▲	▲	△	△		
LC4	625 SC Supermoto	02- 04	671 HF	675 HF		▲	▲												
SMC	625	05-	706 HF	675 HF		▲	▲	▲	▲										
SXC	625	03- 04	671 HF	675 HF		△	△	△	△					△	△	△	△		
	640 Duke	99- 02	566 HF	519 HF		▲	▲	▲	▲										
	640 Duke	03-	706 HF	675 HF		▲	▲	▲	▲										
LC4	640 Adventure	99- 04	671 HF	675 HF		▲	▲							▲	▲	△	△		
LC4	640 Adventure	05-	674 HF	675 HF		▲	▲								▲		△		
LC4	640 Supermoto	03	566 HF	675 HF		▲	▲	▲	▲										

ALWAYS choose quality as **“RECOMMENDED”** / Choisissez **TOUJOURS** la qualité **“RECOMMANDÉE”**.

* = 2 sets required / 2 jeux pour l'Avant.

△ = Available quality / Qualité disponible. ▲ = Available quality mit ABE / Qualité disponible avec ABE.

▲ = Mit ABE vorne und hinten. TÜV-Abnahme entfällt (gilt nur für Scheibenbremsbeläge).



RECOMMENDED

1xx = Scooter Pads
5xx = Street, Off Road & Racing Pads
2xxx = Brake Shoes



STREET

STREET EXCEL

CARBON TECH

MAXI SINTER

OFF ROAD

RACING OFF ROAD

RACING ROAD RACING

HF HF HS LS CT CT MS MS SI SI RSI RSI DC RS

KTM					HF	HF	HS	LS	CT	CT	MS	MS	SI	SI	RSI	RSI	DC	RS
LC4	640 Supermoto	04-	706 HF	675 HF	▲	▲	▲	▲										
LC4-E	640 Enduro	99-	671 HF	675 HF	▲	▲							▲	▲	△	△		
LC4-E	640 Supermoto	99- 02	671 HF	675 HF	▲	▲												
LC4	660 Rallye	01-	671 HF	675 HF	▲	▲							▲	▲	△	△		
LC4	660 SM Factory Replica	02-	566 RSI	675 RSI	▲	▲								▲	△	△		
SMC	660 Supermoto	03	566 HF	675 HF	▲	▲	▲	▲										△
SMC	660 Supermoto	04-	706 HF	675 HF	▲	▲	▲	▲										△
	690 Duke	08-	762 HS	675 LS	▲	▲	▲	▲										
	690 Duke R	10-	762 HS	675 LS	△	△	△	△										
	690 Enduro	08-	674 HS	675 LS	▲	▲	▲	▲										
	690 Enduro R	09-	674 HS	675 LS	▲	▲	▲	▲										
	690 SM	07-	762 HS	675 LS	▲	▲	▲	▲										
	690 SMC	08-	762 HS	675 LS	▲	▲	▲	▲										
	690 Supermoto R	08-	762 HS	675 LS	▲	▲	▲	▲										
	950 R Superenduro	06-	674 HS	671 LS	▲	▲	▲	▲						▲				
	950 SM	05-	762 HS*	671 LS	▲	▲	▲	▲						▲				
	950 SM R	07-	762 HS*	671 LS	▲	▲	▲	▲						▲				
LC8	950 Adventure	02-	674 HS*	675 LS	▲	▲	▲	▲						▲				
	990 Adventure R	10-	674 HS*	671 LS	△	△	△	△										
	990 Adventure, Adventure S, ABS	06-	674 HS*	671 LS	▲	▲	▲	▲						▲				
	990 Super Duke	04-	762 HS*	675 LS	▲	▲	▲	▲						▲				
	990 Super Duke R	09-	762 HS*	675 LS	▲	▲	▲	▲						▲				
	990 Supermoto	07-	762 HS*	671 LS	▲	▲	▲	▲						▲				
	990 Supermoto T	09-	762 HS*	671 LS	▲	▲	▲	▲						▲				
RC8	1190	08-	841 HS*	730 LS		▲	▲	▲									△	△
RC8	1190 R	09-	841 HS*	730 LS		▲	▲	▲									△	△
RC8	1190 R Track	11-	841 HS*	730 LS		△	△	△									△	△
KYMCO																		
	50 Agility	05- 08	163 HF	2012	▲					△								
	50 Agility (4T) R10	06-	163 HF	2012	▲					△								
	50 Agility (4T) R12	06-	163 HF	2012	▲					△								
	50 Agility (4T) R16	06-	154 HF	2203	▲					△		▲						
	50 Agility Basic	07-	2012	2012														
	50 B&W	04-	119 HF		△					△		△						
	50 Calypso	97-	141 HF	2012	▲					△								
	50 Cobra Cross	99- 00	144 HF	2012	▲					△								
	50 Cobra Cross	01-	121 HF	2012	△													
	50 Cobra Exclusive	01-	121 HF	2012	△													
	50 Cobra Racer	99- 00	144 HF	2012	▲					△								
	50 Cobra Racer	01-	121 HF	2012	△													
	50 Dink, Dink Sport, B&W	99-	119 HF	2012	▲					△		▲						
	50 Easy	01-	121 HF	2012	△													
	50 Filly	99-	2012	2012														
	50 Filly LX	01	121 HF	2012	▲													
	50 Filly LX	02-	163 HF		△					△								
	50 Heroism	95- 96	121 HF	2012	▲													
	50 Heroism	97-	141 HF	2012	△					△								
	50 Manboy	95-	110 HF	2012	△					△								
	50 MXer	03-	2012	749 HF		▲												
	50 MXU	05-	2012	749 HF		▲												
	50 New Dink	08-	119 HF		△					△		△						
	50 Nexxon	08-	200 HF	200 HF	△	△				△	△							
	50 People	99- 01	154 HF	2203	▲					△		▲						
	50 People	02-	154 HF	2203	▲					△		▲						
	50 Refined	94-	2012	2012														
	50 Scout	95-	121 HF	2012	▲													
	50 Sento	08-	163 HF		△					△								
	50 Spacer	99-	119 HF	2012	▲					△		▲						
	50 Super 8	08-	154 HF		▲					△		▲						
	50 Super-9	00- 01	144 HF		▲					△		▲						
	50 Super-9 A/C	02-	119 HF		▲					△		▲						
	50 Super-9 L/C	02-	119 HF	154 HF	▲	▲				△	△	▲	▲					
	50 Topboy on/off road	96-	121 HF	2012	▲													
	50 Topboy Racer/Cross	01-	121 HF	2012	▲													
	50 Vitality	04-	163 HF		△					△								
	50 Yager	01-	119 HF	2012	▲					△		▲						
	50 Yup	01	121 HF	2012	▲													
	50 Yup SP/AL	02-	163 HF		△					△								
	50 Zap (Disc Brake version)	95-	110 HF		△					△								
	50 ZX 12	06-	144 HF		▲					△								
CX	50	94-	2012	2057														

ALWAYS choose quality as **"RECOMMENDED"** / Choisissez **TOUJOURS** la qualité **"RECOMMANDÉE"**.

* = 2 sets required / 2 jeux pour l'Avant.

△ = Available quality / Qualité disponible. ▲ = Available quality mit ABE / Qualité disponible avec ABE.

▲ = Mit ABE vorne und hinten. TÜV-Abnahme entfällt (gilt nur für Scheibenbremsbeläge).



RECOMMENDED

1xx = Scooter Pads
5xx = Street, Off Road & Racing Pads
2xxx = Brake Shoes

STREET



STREET EXCEL



CARBON TECH



MAXI SINTER



OFF ROAD



RACING OFF ROAD



RACING ROAD RACING



KYMCO					HF	HF	HS	LS	CT	CT	MS	MS	SI	SI	RSI	RSI	DC	RS
CX	50 Curio Super	94-	121 HF	2057	△													
DD	50 Sniper	94-	121 HF	129 HF	△	△				△								
DJ	50	99-	2012	2057														
DJ	50 Refined	99-	2012	2057														
DJW	50	94-	2012	2057														
DJX	50	91-	2012	2057														
DJY	50	93-	2012	2057														
K12	50	95-	121 HF	2012	△													
KB	50	95-	121 HF	2012	▲													
RS	50 Agility Naked	10-	163 HF		△				△									
ZX	50 Fever	96-	121 HF	2057	▲													
ZX	50 Super Fever	02-	144 HF		▲				△									
	80 Filly	99-	2012	2012														
	90 Manboy	96-	144 HF	2012	△				△									
SP	90 Yup	95-	110 HF		△				△									
	100 Cobra Racer	99-	119 HF	2012	▲				△		▲							
	100 Spike	02-	103 HF		△				△									
	100 Topboy on/off road	99-	121 HF	2012	▲													
KB	100	99-	121 HF	2012	△													
	110 Spike	03-	103 HF		△				△									
	125 Agility	06-	163 CT	2012	▲				△									
	125 B&W, Dink Sport	99-	119 CT	119 CT	△	△			△	△	△	△						
	125 Calypso	99-	141 CT	2012	▲				△									
	125 Cruiser	99-	119 CT		▲				△		▲							
	125 Dink	96- 99	119 CT	119 CT	▲	▲			△	△	▲	▲						
	125 Dink	00-	119 CT	119 CT	▲	▲			△	△	▲	▲						
	125 Downtown i	10-	183 CT	204 CT	△	△			△	△	△	△						
	125 Grand Dink	02-	119 CT	119 CT	▲	▲			△	△	▲	▲						
	125 Heroism	95-	141 CT	2012	▲				△									
	125 Hipster	01-	688 HF		△													
	125 Jetix	08-	103 CT		△				△									
	125 Like	11-	163 CT		△				△									
	125 Movie	99-	119 CT	2203	▲				△		▲							
	125 Movie XL	01-	119 CT		▲				△		▲							
	125 MXer	03-	2012	749 HF		△												
	125 New Dink	08-	119 CT	119 CT	△	△			△	△	△	△						
	125 Nexxon	08-	200 CT	200 CT	△	△			△	△								
	125 People	01-	154 CT	2203	△				△		△							
	125 Pulsar	01-	688 HF		▲													
	125 Quannon	08-	119 CT	119 CT	▲	▲			△	△	▲	▲						
	125 Spacer	99-	119 CT	119 CT	△	△			△	△	△	△						
	125 Spike	02-	103 CT		△				△									
	125 Stryker on/off	99-	163 CT		▲				△									
	125 Super 8	08-	154 CT		▲				△		▲							
	125 Super Dink	10-	204 CT	204 CT	△	△			△	△	△	△						
	125 Super-9	00-	144 CT	154 CT	△	△			△	△			△					
	125 Techno GT	06-	119 CT		▲				△		▲							
	125 Vivio	01-	163 CT		△				△									
	125 Yager	01-	119 CT	119 CT	▲	▲			△	△	▲	▲						
	125 Yager GT	09-	119 CT		▲				△		▲							
	125 Zing	96-	688 HF		▲													
B	125 Freeway	93- 95	106 CT	2012	△				△									
CK	125	04-	551 HF		△													
D2	125 Freeway	95-	2012	2012														
S	125 People	05-	154 CT	195 CT	▲	▲			△	△	▲	▲						
	150 B&W	01-	119 CT	119 CT	△	△			△	△	△	△						
	150 Dink	99-	119 CT	119 CT	△	△			△	△	△	△						
	150 Freeway	95-	121 HF	2012	△													
	150 Grand Dink	02-	119 CT	119 CT	▲	▲			△	△	▲	▲						
	150 Heroism	95-	141 CT	129 CT	▲	▲			△	△								
	150 Hipster	01-	688 HF		△													
	150 Movie XL	01-	119 CT		△				△		△							
	150 MXer	03-	2012	749 HF		▲												
	150 MXU	05-	2012	749 HF		▲												
	150 People	01-	154 CT	2203	△				△		△							
	150 Quannon	10-	119 CT	119 CT	△	△			△	△	△	△						
	150 Spacer	99-	119 CT	119 CT	△	△			△	△	△	△						
	150 Straight	08-	200 CT	200 CT	△	△			△	△								
	150 Stryker Off	01-	163 CT		△				△									
	150 Vivio	01-	163 CT		△				△									
	150 Yager	01-	119 CT	119 CT	△	△			△	△	△	△						
	150 Zing	99-	119 CT		△				△		△							

ALWAYS choose quality as "RECOMMENDED" / Choisissez TOUJOURS la qualité "RECOMMANDÉE".

* = 2 sets required / 2 jeux pour l'Avant.

△ = Available quality / Qualité disponible. ▲ = Available quality mit ABE / Qualité disponible avec ABE.

▲ = Mit ABE vorne und hinten. TÜV-Abnahme entfällt (gilt nur für Scheibenbremsbeläge).



RECOMMENDED

1xx = Scooter Pads
5xx = Street, Off Road & Racing Pads
2xxx = Brake Shoes



STREET



STREET EXCEL



CARBON TECH



MAXI SINTER



OFF ROAD



RACING OFF ROAD



RACING ROAD RACING



KYMCO

				HF	HF	HS	LS	CT	CT	MS	MS	SI	SI	RSI	RSI	DC	RS
DX	150 Custom	93-	551 HF		△												
NSR	150	93-	551 HF		△												
	200 Dink	04-	119 CT	119 CT	△	△			△	△	△	△					
	200 Downtown i	10-	183 CT	204 CT	△	△			△	△	△	△					
	200 i New Dink	08-	119 CT	119 CT	△	△			△	△	△	△					
	200 Like i	10-	119 CT		△				△		△						
	200 Yager	04-	119 CT	119 CT	△	△			△	△	△	△					
S	200 People	05-	154 CT	195 CT	△	△			△	△	△	△					
	250 B&W, Dink Sport	01-	119 MS	119 MS	△	△			△	△	△	△					
	250 Grand Dink	01-	171 CT	172 CT	▲	▲			△	△	▲						
	250 MXU	06-	810 SI*	775 SI	▲								▲	▲	△	△	
	250 People	03-	119 MS		△				△		△						
	250 Super-9	00-	144 CT	154 CT	△	△			△	△		△					
	250 Urban Quad	06-	810 SI*	775 SI	▲								▲	▲	△	△	
	250 Venox	01-	627 HF	627 HF	△	△											
	250 Xciting	04- 05	183 MS	183 MS	△	△			△	△	△	△					
	250 Xciting	06-	183 MS	195 MS	△	△			△	△	△	△					
	250 Yup	03-	119 MS	119 MS	△	△			△	△	△	△					
KXR	250	04-	810 SI*	775 SI	▲								▲	▲	△	△	
S	250 People Left/Rear	06-	197 MS	195 MS	▲	▲			△	△	▲	▲					
S	250 People Right	06-	134 MS		▲				△		▲						
	300 Downtown i	10-	183 MS	204 MS	△	△			△	△	△	△					
	300 Maxxer	06-	810 SI*	775 SI	▲								▲	▲	△	△	
	300 MXU	06-	810 SI*	810 SI*	▲								▲	▲	△	△	
	300 People Gti	10-	183 MS		△				△		△						
	300 People Si Left/Rear	08-	163 CT	195 CT	△	△			△	△		△					
	300 People Si Right	08-	119 CT		△				△		△						
	300 Xciting Ri	08-	183 MS*	195 MS	△	△			△	△	△	△					
	400 Maxxer	09-	822 ATS*	822 ATS									△	△	△	△	
	400 Maxxer (Parking Brake)	08-		879 HF		△											
	400 MXU	08-	822 ATS*	822 ATS									△	△	△	△	
	400 MXU (Parking Brake)	08-		879 HF		△											
	500 MXU	06-	810 SI*	810 SI*	▲								▲	▲	△	△	
	500 UXV 4x4	08-	810 SI*	810 SI	△								△	△	△	△	
	500 Xciting	04-	183 MS*	183 MS	▲	▲			△	△	▲	▲					
	500 Xciting i Evo ABS	11-	183 MS*	183 MS	△	△			△	△	△	△					
	500 Xciting R ABS	09-	183 MS*	183 MS	△	△			△	△	△	△					
	700 MyRoad	09-	183 MS*	183 MS	△	△			△	△	△	△					

LAVERDA

	50 Gaucho	92	519 HF	519 HF	△	△											
OR	50 Atlas	86	519 HF	519 HF	△	△											
OR	50 Atlas	90-	519 HF	519 HF	△	△											
	125 Custom	86-	519 HF		△												
	125 Formula	86-	574 HF		△												
	125 Phoenix	01-	178 CT	154 CT	△	△			△	△		△					
CU	125 Ride	86-	519 HF		△												
GS	125 Lesmo	86-	574 HF	574 HF	△	△											
GS	125 Lesmo	90-	574 HF	574 HF	△	△											
HP	125 Quasar	04-		758 ATS										△		△	
LB	125 Strada, Sport	85	574 HF		△												
LB	125 Uno	85-	519 HF		△												
	150 Phoenix	01-	178 CT	154 CT	△	△			△	△		△					
HP	180 Quasar	04-		758 ATS										△		△	
	200 Phoenix	01-	178 CT	154 CT	△	△			△	△		△					
GS	350 Lesmo	86-	519 HF*	519 HF	△	△											
PF	350 Alpino		519 HF*	519 HF	△	△											
RS	350 Alpino		519 HF*	519 HF	△	△											
	400 Quasar 4x4	04-	758 ATS*	758 ATS										△	△	△	△
	500 Alpino, S	77-	519 HF*	519 HF	△	△											
	500 Quasar 4x4	04-	758 ATS*	758 ATS										△	△	△	△
	500 Quasar 4x4 C	04-	758 ATS*	758 ATS										△	△	△	△
SFC	500		506 HF*	506 HF	△	△											
OR	600 Atlas	86-	594 HF	519 HF	△	△											
SFC	600	86-	506 HF*	506 HF	△	△											
	650	92-	566 HF*	519 HF	△	△											
	650 V-Six	93-	506 HS*	506 LS	△	△	△	△									
	668 668	96-	566 HF	519 HF	△	△	△	△									
	668 Ghost, Diamante	97-	566 HF*	519 HF	▲	▲	▲	▲									
	700 El Cid	90	546 HF	586 HF	△	△											
	750 Cup	98-	566 HF*	519 HF	△	△	△	△									
	750 Diamante	97-	566 HF*	519 HF	△	△	△	△									

ALWAYS choose quality as **"RECOMMENDED"** / Choisissez **TOUJOURS** la qualité **"RECOMMANDÉE"**.

* = 2 sets required / 2 jeux pour l'Avant.

△ = Available quality / Qualité disponible. ▲ = Available quality mit ABE / Qualité disponible avec ABE.

▲ = Mit ABE vorne und hinten. TÜV-Abnahme entfällt (gilt nur für Scheibenbremsbeläge).



RECOMMENDED

1xx = Scooter Pads
5xx = Street, Off Road & Racing Pads
2xxx = Brake Shoes

STREET

STREET EXCEL

CARBON TECH

MAXI SINTER

OFF ROAD

RACING OFF ROAD

RACING ROAD RACING

			HF	HF	HS	LS	CT	CT	MS	MS	SI	SI	RSI	RSI	DC	RS	
LAVERDA																	
	750 Ghost Strike	97-	566 HF*	519 HF	△	△	△	△									
	750 S Formula	97-	566 HF*	519 HF	▲	▲	▲	▲									
	750 S, S Carenata	97-	566 HF*	519 HF	△	△	△	△									
	750 Sport	99-	566 HF*	519 HF	△	△	△	△									
	750 Strike/Black Strike	99-	566 HF*	519 HF	△	△	△	△									
	750 T8	98-	566 HF*	519 HF	△	△	△	△									
SF2	750	74- 78	506 HF*		△												
SF3	750	74- 78	506 HF*		△												
SF3	750 RGS Corsa, Executive	77-	506 HF*	506 HF	△	△											
TTS	800	99-	566 HF*	730 HF	△	△	△	△									
	1000 Jota	76-	506 HF*	506 HF	△	△											
3C	1000 3CE, 3CL	74-	506 HF*	506 HF	△	△											
JOTA	1000	95	566 HF	519 HF	△	△	△										
RGS	1000	83-	506 HF*	506 HF	△	△											
RGS	1000 Jota	86-	506 HF*	506 HF	△	△											
SFC	1000	85- 86	506 HF*	506 HF	△	△											
SFC	1000 (Rad.cal)	04-	762 HS*	730 LS	△	△	△	△								△	△
TGA	1000 Executive	84-	506 HF*	506 HF	△	△											
	1200 Mirage	78-	506 HF*	506 HF	△	△											
LEM																	
	50 Flash	94-	111 HF	2028	△			△									
	50 Ghibli	90-	2028	2028													
	50 CX2, CX3, RX2, RX3	03-	794 RSI	794 RSI							△	△	△	△			
	50 R2, R3, R3 XC	03-	794 RSI	794 RSI							▲	▲	▲	▲			
RX	65	05-	794 RSI	794 RSI							▲	▲	▲	▲			
RX	150	11-		794 RSI								△		△			
LONCIN																	
LX	110 4	02-	688 HF		△												
LX	125	02-	688 HF		△												
LX	150 6	02-	691 HF		△												
MACAL																	
	50 Flash	99-	123 HF		△			△									
AM5/6	50 Trophy	99-	105 HF		△			△									
AM5/6	50 Trophy H2O	99-	105 HF		△			△									
MACBOR																	
XC	50 510 Racing	04-	803 HF	559 RSI	△	△							△		△		
XC	50 512 Pro	04-	803 HF		△												
XC	50 512 Racing	04-	803 HF	559 RSI	△	△							△		△		
XC	50 512 T	04-	803 HF		△												
XC	50 515 R 6V	04-	803 HF	559 RSI	△	△							△		△		
MAICO																	
	all models	89	621 HF	621 HF	△	△											
	all models	91	621 HF	586 SI	△								△		△		
	50 Classic	99-	2028	2028													
	50 Cruiser	99-	101 HF	2028	△			△									
	50 Thunderbike I	99-	101 HF	2028	△			△									
	50 Thunderbike II	99-	101 HF*	2028	△			△									
	50 Trafficjammer	99-	2028	2028													
C-1	50 Hard Enduro	99-	101 HF	2028	△			△									
R-1	50 Superbike	99-	101 HF	2028	△			△									
X-1	50 SuperCross	99-	101 HF	2028	△			△									
	250 Motocross/Enduro	99-	671 SI	675 SI	▲	▲							▲	▲	△	△	
GM	250 LC	85-	519 SI		▲								▲		△		
GM	250 Star	86-	581 HF	581 HF	△	△											
GP	250 all models	89	621 HF	621 HF	△	△											
GP	250 E	87-	581 HF	581 HF	△	△											
GP	250 Motocross	87-	581 HF	581 HF	△	△											
MD	250	83-	519 SI	519 SI	▲	▲							▲	▲	△	△	
	350	93-	621 HF	621 HF	△	△											
GP	400 all models	89	621 HF	621 HF	△	△											
GP	400 E	87-	581 HF	581 HF	△	△											
GP	400 Motocross	87-	581 HF	581 HF	△	△											
	500	93-	621 HF	621 HF	△	△											
	500 Motocross/Enduro	99-	671 SI	675 SI	▲	▲							▲	▲	△	△	
	500 Supermotard	99-	671 HF	675 HF	△	△											
GM	500 LC	85-	519 SI		▲								▲		△		
GM	500 Star	86-	581 HF	581 HF	△	△											

ALWAYS choose quality as "RECOMMENDED" / Choisissez TOUJOURS la qualité "RECOMMANDÉE".

* = 2 sets required / 2 jeux pour l'Avant.

△ = Available quality / Qualité disponible. ▲ = Available quality mit ABE / Qualité disponible avec ABE.

▲ = Mit ABE vorne und hinten. TÜV-Abnahme entfällt (gilt nur für Scheibenbremsbeläge).



RECOMMENDED

1xx = Scooter Pads
5xx = Street, Off Road & Racing Pads
2xxx = Brake Shoes



STREET



STREET EXCEL



CARBON TECH



MAXI SINTER



OFF ROAD



RACING OFF ROAD



RACING ROAD RACING



MAICO					HF	HF	HS	LS	CT	CT	MS	MS	SI	SI	RSI	RSI	DC	RS	
GP	500 all models	89		621 HF	621 HF	△	△												
GP	500 E	87-		581 HF	581 HF	△	△												
GP	500 Motocross	87-		581 HF	581 HF	△	△												
GP	550	87-		581 HF	581 HF	△	△												
MALAGUTI																			
	AJP Caliper incl. pin/spring			188 HF		△													
	Chopper 25, 40, 80, Fifty	83-		532 HF		△													
	Chopper HF, Watercooled	83-		532 HF		△													
	Fifty Evolution	91-		559 HF		△													
RCW	Ronco	83-		532 HF		△													
V4	Olympique	83-		532 HF		△													
	50 Centro	93-		109 HF	2012	▲				△									
	50 Ciak	00-		123 HF	2012	▲				△									
	50 Ciak Twin Disk	02-		123 HF	123 HF	▲	▲			△	△								
	50 Enduro	85-		519 HF		△													
	50 Enduro Dune	87- 88		132 HF	132 HF	△	△			△	△								
	50 Evolution	91-		574 HF		△													
	50 Fifty	04-		168 HF	105 HF	△	△			△	△								
	50 Fifty Full, CX, Top	85-		595 HF		△													
	50 Fifty Mistral	90-		595 HF		△													
	50 Yesterday	97-		123 HF	2012	▲				△									
CH	50	86		595 HF		△													
CR-1	50 Crosser	95-		132 HF		▲				△									
EL	50 Crosser	97-		123 HF		▲				△									
ES	50 Dune	89		574 HF	574 HF	△	△												
F-10	50	92- 93		113 HF	2012	△				△									
F-10	50 Jet-Line	94-		123 HF	2012	▲				△									
F-10	50 Timemachine	03-		123 HF		△				△									
F-10	50 WAP	02-		123 HF		▲				△									
F-12	50 Phantom	94- 98		132 HF	2012	▲				△									
F-12	50 Phantom A.C.	99-		123 HF	2012	▲				△									
F-12	50 Phantom Digit	02-		123 HF	123 HF	▲	▲			△	△								
F-12	50 Phantom L.C.	94- 98		109 HF	2012	▲				△									
F-12	50 Phantom L.C. dd	99-		123 HF	123 HF	▲	▲			△	△								
F-12	50 Racing Life	03-		123 HF	123 HF	△	△			△	△								
F-12	50 Tyre Track	03-		123 HF	123 HF	△	△			△	△								
F-15	50 Fire Fox	96- 99		132 HF	2012	▲				△									
F-15	50 Fire Fox	00-		132 HF	2012	▲				△									
F-15	50 Fire Fox L.C.	96-		109 HF	2012	▲				△									
F-15	50 Mechatronic	03-		123 HF	123 HF	△	△			△	△								
MDX	50	86-		574 HF		△													
MDX	50 Gold Enduro	87-		607 HF	596 HF	△	△												
MEX	50	86-		541 HF		△													
MFX	50	86-		541 HF		△													
MLX	50 Enduro	87-		607 HF	596 HF	△	△												
MRX	50	89		519 HF		△													
NKD	50	04-		168 HF	105 HF	△	△			△	△								
NKD	50 Dragon	06-		821 HS	559 HF	▲	▲												
RST	50	90		519 HF	519 HF	△	△												
RST	50 Sport			574 HF	574 HF	△	△												
RST	50 Sport	87-		132 HF	132 HF	△	△			△	△								
SL	50 Centro	96		123 HF	2012	▲				△									
SL	50 Centro	97-		123 HF	2012	▲				△									
XL	50 Sport	83-		532 HF		△													
XSM	50	03-		120 HF	105 HF	△	△			△	△	△							
XTM	50	03-		105 HF	105 HF	△	△			△	△								
	100 Ciak	00-		123 HF	123 HF	△	△			△	△								
F-12	100 Phantom A.C.	00-		123 HF		▲				△									
F-12	100 Phantom Twin Disk	02-		123 HF	123 HF	△	△			△	△								
	125 Blog	10-		163 CT	102 CT	△	△			△	△								
	125 Centro ie	08-		163 CT	107 CT	△	△			△	△								
	125 Ciak, Ciak Master	02-		123 CT		▲				△									
	125 Madison 3	08-		176 CT	152 CT	▲	▲			△	△			▲					
	125 Phantom Max	04-		168 CT	152 CT	△	△			△	△			△					
	125 Runner	86		532 HF		△													
	125 Runner	87-		108 CT		△				△		△							
F-18	125 , Warrior	00-		123 CT	152 CT	▲	▲			△	△			▲					
R	125 Madison	99-		120 CT	152 CT	▲	▲			△	△			▲	▲				
	150 Ciak, Ciak Master	02-		123 CT		△				△									
	150 Madison	99-		120 CT	152 CT	△	△			△	△	△	△						
F-18	150	00-		123 CT	123 CT	△	△			△	△								

ALWAYS choose quality as **"RECOMMENDED"** / Choisissez **TOUJOURS** la qualité **"RECOMMANDÉE"**.

* = 2 sets required / 2 jeux pour l'Avant.

△ = Available quality / Qualité disponible. ▲ = Available quality mit ABE / Qualité disponible avec ABE.

▲ = Mit ABE vorne und hinten. TÜV-Abnahme entfällt (gilt nur für Scheibenbremsbeläge).



RECOMMENDED

1xx = Scooter Pads
5xx = Street, Off Road & Racing Pads
2xxx = Brake Shoes

STREET



STREET EXCEL



CARBON TECH



MAXI SINTER



OFF ROAD



RACING OFF ROAD



RACING ROAD RACING



MALAGUTI			1xx	5xx	2xxx	HF	HF	HS	LS	CT	CT	MS	MS	SI	SI	RSI	RSI	DC	RS
160	Blog	10-	163 CT	102 CT		△	△			△	△								
160	Centro ie	08-	163 CT	107 CT		△	△			△	△								
180	Madison	02-	120 CT	152 CT		△	△			△	△	△	△						
S	200 Phantom Max	04-	168 CT	152 CT		△	△			△	△			△					
	200 Madison	03-	120 CT	152 CT		△	△			△	△	△	△						
	250 Madison	99-	159 MS	152 MS		▲	▲			△	△	▲	▲						
	250 Madison 3 ie	08-	176 CT	152 CT		▲	▲			△	△			▲					
	250 Password	06-	168 CT	152 CT		▲	▲			△	△			▲					
250 Phantom Max	05-	168 CT	152 CT		▲	▲			△	△			▲						
RS	250 Madison	05-	168 CT	152 CT		▲	▲			△	△			▲					
K	400 Madison	02-	159 MS	152 MS		▲	▲			△	△	▲	▲						
MGX	425 Ronco	87-	541 HF			△													
MGX	450 Ronco	87-	595 HF			△													
GT	500 Spidermax	04-	108 MS*	152 MS		△	△			△	△	△	△						
RS	500 Spidermax	09-	108 MS*	152 MS		△	△			△	△	△	△						
MALANCA																			
	Enduro Mark ST 54, GT55		532 HF			△													
E2	125		574 HF*	574 HF		△	△												
E2	C80		574 HF*	574 HF		△	△												
E2	CS ob one 5N, 6N, Racing		574 HF*	574 HF		△	△												
E2	Sport		574 HF*	574 HF		△	△												
	50 Mozzi Motor	- 82	625 HF			△													
GTI	80		574 HF*	574 HF		△	△												
	125 Mark	85-	519 HF			△													
GTI	125		574 HF*	574 HF		△	△												
MBK																			
	AJP Caliper incl. pin/spring		188 HF			△													
	50 Active	- 89	2021	2021															
	50 Booster	- 94	2050	2050															
	50 Booster 12"	03-	123 HF			△				△									
	50 Booster Naked	04-	123 HF			△				△									
	50 Booster Next Gen.	97-	114 HF	2050		▲				△									
	50 Booster Rocket	95-	114 HF	2050		▲				△									
	50 Booster Spirit	00-	123 HF	2050		▲				△									
	50 Booster Track	97-	114 HF	2050		▲				△									
	50 Champ		2112	2112															
	50 Equalis	96-	114 HF	2028		△				△									
	50 Evasion straight wheels		2194	2194															
	50 Evolis	92-	114 HF	2050		△				△									
	50 Fizz	93-	114 HF	2028		△				△									
	50 Flipper	99-	123 HF	2050		▲				△									
	50 Forte	94-	114 HF	2028		△				△									
	50 Hardrock straight wheels		2194	2194															
	50 Hot Champ	91-	2021	2050															
	50 Mach G	02-	123 HF			▲				△									
	50 Magnum straight wheels		2194	2194															
	50 Nitro	97- 00	114 HF	145 HF		▲	▲			△	△								
	50 Nitro	01-	114 HF	145 HF		▲	▲			△	△								
	50 Ovetto	97-	114 HF	2050		▲				△									
	50 Passion straight wheels		2194	2194															
	50 Sorriso	92-	2028	2028															
	50 Stunt	00-	145 HF			▲				△									
	50 Target	92-	111 HF			△				△									
	50 X-Limit	04-	105 HF	105 HF		△	△			△	△								
	50 X-Power	04-	168 HF	105 HF		△	△			△	△								
	75 Active	90-	2050	2021															
	80 Active	- 89	2021	2021															
	80 Evolis	94-	114 HF	2028		△				△									
	100 Booster	01-	107 HF			▲				△									
	100 Nitro	00-	123 HF			▲				△									
YN	100 Ovetto	00-	123 HF			▲				△									
	125 Doodo	01-	123 CT			▲				△									
	125 Flame R/F	95- 03	107 CT	2028		▲				△									
	125 Skycruiser	06-	194 CT	157 CT		▲	▲			△	△	▲	▲						
	125 Thunder	01-	151 CT	157 CT		▲	▲			△	△	▲	▲						
YP	125 Flame X	05-	190 CT			▲				△									
YP	125 Skyliner	99- 00	151 CT	2199		▲				△		▲							
YP	125 Skyliner	01-	151 CT	157 CT		▲	▲			△	△	▲	▲						
XC	125 Waap	08-	858 HF			△													
YW	125 Z	10-	208 CT			△				△									

ALWAYS choose quality as "RECOMMENDED" / Choisissez TOUJOURS la qualité "RECOMMANDÉE".

* = 2 sets required / 2 jeux pour l'Avant.

△ = Available quality / Qualité disponible. ▲ = Available quality mit ABE / Qualité disponible avec ABE.

▲ = Mit ABE vorne und hinten. TÜV-Abnahme entfällt (gilt nur für Scheibenbremsbeläge).



RECOMMENDED

1xx = Scooter Pads
5xx = Street, Off Road & Racing Pads
2xxx = Brake Shoes



STREET

HF HF



STREET EXCEL

HS LS



CARBON TECH

CT CT



MAXI SINTER

MS MS



OFF ROAD

SI SI



RACING OFF ROAD

RSI RSI



RACING ROAD RACING

DC RS



				HF	HF	HS	LS	CT	CT	MS	MS	SI	SI	RSI	RSI	DC	RS
MBK																	
	150 Doodo	01 -	123 CT		△			△									
	150 Skyliner	01 -	151 CT	157 CT	△	△			△	△	△	△					
	150 Vertex	97 -	107 CT		△			△									
XQ	150 Thunder	02 -	151 CT	157 CT	▲	▲		△	△	▲	▲						
	180 Skyliner	04 -	151 CT	157 CT	△	△		△	△	△	△						
	250 Skyliner	00 -	128 MS	155 MS	△	△		△	△	△	△						
	300 Kilibre	03 -	151 MS	151 MS	▲	▲		△	△	▲	▲						
	400 Skyliner	04 -	128 MS		▲			△		▲							
MEGELLI																	
	125 M, R, S	08 -	814 HF	777 HF	▲	▲											
MINARELLI																	
MR	80		105 HF		▲			△									
MONDIAL																	
	1000 EVO (Rad.cal)	04 -	762 HS*	730 LS	▲	▲	▲	▲									
	1000 Piega	03 -	762 HS*	730 LS	▲	▲	▲	▲									
	1000 RZ Nuda	04 -	762 HS*	730 LS	▲	▲	▲	▲									
	1000 Starfighter (Rad.cal)	04 -	762 HS*	730 LS	▲	▲	▲	▲									
MONTESA																	
	125 Cota	88	559 RSI	559 RSI	▲	▲								△	△		
	250 Cota 4RT	05 -	802 HF	803 HF	▲	▲											
	260 Evasion	92	559 RSI	519 RSI	▲	▲								△	△		
	304 Cota	88	559 RSI	559 RSI	▲	▲								△	△		
	307 Cota	89	559 RSI	559 RSI	▲	▲								△	△		
	307 Cota Trial	88 -	559 RSI	559 RSI	▲	▲								△	△		
	309 Cota	89 -	559 RSI	519 RSI	▲	▲								△	△		
	310 Cota	89 -	559 RSI	519 RSI	▲	▲								△	△		
	311 Cota Trial	92	559 RSI	519 RSI	▲	▲								△	△		
	315 Cota R	97 -	559 RSI	559 RSI	▲	▲								△	△		
	335 Cota	87 - 91	559 RSI	559 RSI	▲	▲								△	△		
	360 315R	01 - 04	802 HF	803 HF	▲	▲											
H7	360 Enduro	86	595 HF		▲												
M7	360 Enduro	85	559 HF		▲												
MORBIDELLI																	
	125 cc		559 HF*	559 HF	▲	▲											
MORIWAKI																	
MD	250	09 -	782 DC	618 RQ		△										△	△
MOTOBECANE																	
	50 all models	88 - 89	2074														
MOTO-GUZZI																	
	Ippogrifo	97 -	566 HF	519 HF	△	△											
	125 Custom	85	519 HF		△												
	125 Enduro TT	85	519 HF		△												
BX	125	92	519 HF	519 HF	△	△											
	240 /4	77 -	519 HF		△												
	250 TS	75 - 76	519 HF		▲												
	350	77 -	519 HF*	519 HF	△	△											
	350 Falco	88	519 HF	519 HF	△	△											
	350 Imola	78 -	519 HF*	519 HF	△	△											
	350 Nevada	92 -	519 HF*		△												
NTX	350	88	519 HF	519 HF	▲	▲						▲	▲	△	△		
NTX	350	90 -	519 HF	506 HF	▲	▲						▲		△			
V35	350 C		506 HF*	519 HF	▲	▲											
V35	350 Florida		506 HF*	519 HF	▲	▲											
V35	350 GT		519 HF		▲												
V35	350 GT	90 -	506 HF	519 HF	▲	▲											
V35	350 II, Imola, Imola II	77	519 HF*	519 HF	▲	▲											
V35	350 III	87 -	506 HF*	506 HF	▲	▲											
V35	350 TT	86 -	506 HF*	506 HF	▲	▲											
	400	79 -	519 HF*	519 HF	△	△											
	500	77 -	519 HF*	519 HF	△	△											
	500 Monza	78 -	519 HF*	519 HF	△	△											
V50	500 1,2,3, Monza Chopper	77	519 HF*	519 HF	▲	▲											
	650	80 -	519 HF*	519 HF	△	△											
	650 Florida		519 HF*	519 HF	▲	▲											

ALWAYS choose quality as "RECOMMENDED" / Choisissez **TOUJOURS** la qualité "RECOMMANDÉE".

* = 2 sets required / 2 jeux pour l'Avant.

△ = Available quality / Qualité disponible. ▲ = Available quality mit ABE / Qualité disponible avec ABE.

▲ = Mit ABE vorne und hinten. TÜV-Abnahme entfällt (gilt nur für Scheibenbremsbeläge).



RECOMMENDED
 1xx = Scooter Pads
 5xx = Street, Off Road & Racing Pads
 2xxx = Brake Shoes

STREET

STREET EXCEL

CARBON TECH

MAXI SINTER

OFF ROAD

RACING OFF ROAD

RACING ROAD RACING

MOTO-GUZZI																		
				HF	HF	HS	LS	CT	CT	MS	MS	SI	SI	RSI	RSI	DC	RS	
GT	650 Sessantacinque	89	519 HF*	519 HF	△	△												
NTX	650	90-	519 HF	506 HF	▲	▲								▲	△			
V65	650 Florida	86-	506 HF*	506 HF	▲	▲												
V65	650 GT	90-	506 HF	598 HF	▲	▲												
V65	650 Lario	86-	519 HF*	519 HF	▲	▲												
V65	650 NTX	87-	519 HF	519 HF	▲	▲												
V65	650 SP, Chopper		519 HF*	519 HF	▲	▲												
V65	650 TT	86-	519 HF*	519 HF	▲	▲												
	750 Breva	03-	706 HS	730 LS	▲	▲	▲	▲										
	750 Nevada	92- 96	519 HF*		△													
	750 Nevada Classic ie	06-	706 HF	730 HF	▲	▲	▲	▲										
	750 Nevada, Club/Base	97- 02	519 HF*	519 HF	▲	▲												
	750 Nevada, Nevada Club	03-	706 HF	730 HF	▲	▲	▲	▲										
	750 Targa	89	519 HF*	519 HF	△	△												
NTX	750	89	519 HF	519 HF	△	△												
NTX	750	90-	596 HS	506 LS	△	△	△	△										
S3	750 Left	75- 76	506 HF		△													
S3	750 Right	75- 76	506 HF		△													
SP	750	91-	506 HS	506 LS	△	△	△	△										
V7	750 CafÚ Classic	10-	706 HS	730 LS	△	△	△	△										
V7	750 Classic	09-	706 HS*	730 LS	△	△	△	△										
V7	750 Clubman Racer	10-	706 HS*	730 LS	▲	▲	▲	▲										
V7	750 Racer	11-	706 HS	730 LS	△	△	△	△										
V75	750	86-	506 HF*	506 HF	▲	▲												
V75	750 Duna	86-	506 HF	506 HF	▲	▲												
V75	750 TT Paris-Dakar	86-	506 HF	506 HF	▲	▲												
	850 Le Mans	76-	506 HF*	506 HF	△	△												
T	850	74- 76	506 HF		▲													
T3	850	75-	506 HF*	506 HF	▲	▲												
T4	850	75-	506 HF*	506 HF	▲	▲												
T5	850	75-	506 HF*	506 HF	▲	▲												
T5	850 N.T.	86-	506 HF*	506 HF	▲	▲												
	940 Custom	07-	706 HS*	674 LS	▲	▲	▲	▲										
	1000	81-	554 HF*	554 HF	△	△												
	1000 California II	85- 88	506 HF*	506 HF	▲	▲												
	1000 California III C	91- 95	506 HS*	506 LS	▲	▲	▲	▲										
	1000 California III, Fuel Injection	89	506 HF*	506 HF	▲	▲												
	1000 Daytona	91-	566 HF*	506 HF	▲	▲	▲	▲										
	1000 Le Mans IV	85-	506 HF*	506 HF	▲	▲												
	1000 Le Mans, V	90-	506 HS*	506 LS	▲	▲	▲	▲										
	1000 Quota	92	566 HF*	614 HF	△	△	△	△										
GT	1000 V	91-	506 HS*	506 LS	△	△	△	△										
RS	1000 Daytona	97-	566 HF*	519 HF	▲	▲	▲	▲										
S	1000	90	506 HS*	506 LS	▲	▲	▲	▲										
SP	1000 III	91-	506 HS*	506 LS	△	△	△	△										
SP	1000 Le Mans Left/Rear	79-	506 HF	554 HF	△	△												
SP	1000 Le Mans Right	79-	506 HF		△													
V	1000 Strada	93-	506 HF*	519 HF	△	△												
V10	1000 Centauro	96-	566 HF*	519 HF	▲	▲	▲	▲										
	1100 California	96-	506 HS*	506 LS	▲	▲	▲	▲										
	1100 California EV	06-	706 HS	674 LS	▲	▲	▲	▲										
	1100 California EV Touring	06-	706 HS	674 LS	▲	▲	▲	▲										
	1100 California Jackal	00	566 HF*	674 HF	▲	▲	▲	▲										
	1100 California Jackal	01-	706 HS*	674 LS	▲	▲	▲	▲										
	1100 California Jackal Basic	00	566 HF	674 HF	▲	▲	▲	▲										
	1100 California Jackal Basic	01-	706 HS	674 LS	▲	▲	▲	▲										
	1100 California Special	99- 00	566 HF*	674 HF	▲	▲	▲	▲										
	1100 California Special	01-	706 HS*	674 LS	▲	▲	▲	▲										
	1100 California Special Sport Alloy	02-	706 HS*	674 LS	▲	▲	▲	▲										
	1100 California Stone Metal	02-	706 HS	674 LS	▲	▲	▲	▲										
	1100 California Stone, Stone Touring	02-	706 HS	674 LS	▲	▲	▲	▲										
	1100 California Titanium	03-	706 HS*	674 LS	▲	▲	▲	▲										
	1100 California Vintage	06-	706 HS*	674 LS	▲	▲	▲	▲										
	1100 Griso	05-	706 HS	674 LS	▲	▲	▲	▲										
	1100 Sport	96-	566 HF*	519 HF	▲	▲	▲	▲										
ES	1100 Quota	99-	674 HF*	671 HF	▲	▲	▲	▲										
EV	1100 California	97- 00	566 HF*	519 HF	▲	▲	▲	▲										
EV	1100 California, 80, Touring	01-	706 HS*	519 LS	▲	▲	▲	▲										
V	1100 Breva	04	706 HS	730 LS	▲	▲	▲	▲										
V	1100 Breva	05-	706 HS	674 LS	▲	▲	▲	▲										
V11	1100 , Scura, Sport Scura	02-	706 HS*	519 LS	▲	▲	▲	▲										

ALWAYS choose quality as **"RECOMMENDED"** / Choisissez **TOUJOURS** la qualité **"RECOMMANDÉE"**.

* = 2 sets required / 2 jeux pour l'Avant.

△ = Available quality / Qualité disponible. ▲ = Available quality mit ABE / Qualité disponible avec ABE.

▲ = Mit ABE vorne und hinten. TÜV-Abnahme entfällt (gilt nur für Scheibenbremsbeläge).



RECOMMENDED

1xx = Scooter Pads
5xx = Street, Off Road & Racing Pads
2xxx = Brake Shoes



STREET

HF HF



STREET EXCEL

HS LS



CARBON TECH

CT CT



MAXI SINTER

MS MS



OFF ROAD

SI SI



RACING OFF ROAD

RSI RSI



RACING ROAD RACING

DC RS



MOTO-GUZZI

V11	1100 Lemans, Lemans Tenni, Lemans Rosso Corsa	01 -	706 HS*	519 LS	▲	▲	▲	▲										
V11	1100 Sport	97 - 00	566 HF*	519 HF	▲	▲	▲	▲										
V11	1100 Sport Rosso Mandell	01 -	706 HS*	519 LS	▲	▲	▲	▲										
V11	1100 Sport, Sport Naked	01 -	706 HS*	519 LS	▲	▲	▲	▲										
	1200 Griso 8V	07 -	706 HS*	671 LS	▲	▲	▲	▲										
	1200 MGS-01 Corsa (Rad.cal)	05 -	762 HS*	730 LS	▲	▲	▲	▲									△	△
	1200 Norge	06 -	706 HS*	671 LS	▲	▲	▲	▲										
	1200 Norge GT 8V	10 -	706 HS*	671 LS	△	△	△	△										
	1200 Sport	07 - 08	706 HS*	671 LS	▲	▲	▲	▲										
	1200 Sport 4V	09 -	706 HS*	730 LS	▲	▲	▲	▲										
	1200 Stelvio	08 -	706 HS*	671 LS	▲	▲	▲	▲										
	1200 Stelvio NTX	09 -	706 HS*	671 LS	△	△	△	△										

MOTO-MORINI

	125 KJ		606 HF		△													
	125 Strada		560 HF		△													
	250 Strada		560 HF		△													
XE	250 Country	88	519 HF		▲								▲			△		
	350 Coguaro		608 HF	519 HF	△	△												
	350 Coguaro, New York	90 -	608 HF	519 HF	△	△												
	350 Dart	88	608 HF	519 HF	△	△												
	350 Dart	90 -	641 HF	519 HF	△	△												
	350 Excalibur	86	594 HF	594 HF	△	△												
	350 Excalibur	87 -	588 HF	606 HF	△	△												
	350 Indiana	88	594 HF	519 HF	△	△												
	350 K2	84 -	560 HF	606 HF	△	△												
	350 Kanguro	88	588 HF	519 HF	△	△												
	350 Strada		560 HF		△													
RLX	350 Excalibur	90 -	608 HF	519 HF	△	△												
	400 Dart	89	608 HF	519 HF	△	△												
	400 Dart	90 -	641 HF	519 HF	△	△												
	400 S		519 HF*	519 HF	△	△												
	500 Sei V Classic	89	519 HF*		△													
	500 Strada		560 HF		△													
	501 Camel	88	588 HF	519 HF	△	△												
	501 Coguaro	89	608 HF	519 HF	△	△												
	501 Excalibur	86 -	594 HF	594 HF	△	△												
	501 Excalibur	87	588 HF	606 HF	△	△												
	501 Excalibur	89	594 HF	519 HF	△	△												
	501 New York	89	594 HF	519 HF	△	△												
RLX	501 Excalibur	90 -	608 HF	519 HF	△	△												
	650 Indiana	88	594 HF	519 HF	△	△												
	750 Indiana	88	594 HF	519 HF	△	△												
	1200 9c	06 -	706 HS*	730 LS	▲	▲	▲	▲										
	1200 Corsaro	06 -	706 HS*	730 LS	▲	▲	▲	▲										
	1200 Granferro	10 -	762 HS*	671 LS	△	△	△	△										
	1200 Granpasso	08 -	674 HS*	671 LS	▲	▲	▲	▲										
	1200 GT	10 -	674 HS*	671 LS	△	△	△	△										
	1200 Scrambler	09 -	674 HS*	671 LS	▲	▲	▲	▲										
	1200 Sport	08 -	706 HS*	730 LS	▲	▲	▲	▲										

MOTOR UNION

JC	125 2B Deer	98 -	690 HF		△													
HK	250 Haoke	97 -	638 HF		▲													

MOTORHISPANIA

	AJP Caliper incl. pin/spring		188 HF		△													
MH	50 Furia 6v	99 -	105 HF	105 HF	▲	▲			△	△								
MH	50 Furia Max	06 -	105 HF	105 HF	▲	▲			△	△								
MH	50 Urban Bike	06 -	168 HF	105 HF	▲	▲			△	△								
RX	50 R	08 -	189 MS	203 HF	▲	▲				△	▲							
RX	50 Racing	00 -	148 HF	105 HF	▲	▲			△	△								
RYZ	50 Enduro	05 -	105 HF	105 HF	▲	▲			△	△								
RYZ	50 Supermotard	05 -	186 HF	105 HF	▲	▲				△								
MH7	125 Naked	08 -	821 HS	585 HF		△	△											
RX	125 R	08 -	821 HS	585 HF		△	△											
RYZ	125 Arena Enduro	05 -	559 HF	559 HF	▲	▲												

MOTRON

RZ1	Compact	92	532 HF		▲													
	50 Spike	97 -	123 HF		▲				△									

ALWAYS choose quality as **"RECOMMENDED"** / Choisissez **TOUJOURS** la qualité **"RECOMMANDÉE"**.

* = 2 sets required / 2 jeux pour l'Avant.

△ = Available quality / Qualité disponible. ▲ = Available quality mit ABE / Qualité disponible avec ABE.

▲ = Mit ABE vorne und hinten. TÜV-Abnahme entfällt (gilt nur für Scheibenbremsbeläge).



RECOMMENDED
 1xx = Scooter Pads
 5xx = Street, Off Road & Racing Pads
 2xxx = Brake Shoes

STREET

STREET EXCEL

CARBON TECH

MAXI SINTER

OFF ROAD

RACING OFF ROAD

RACING ROAD RACING

MOTRON					HF	HF	HS	LS	CT	CT	MS	MS	SI	SI	RSI	RSI	DC	RS
	50 Sting	95-	123 HF		▲				△									
	50 Syncro	97-	123 HF		▲				△									
	50 Thunder	95-	123 HF		▲				△									
GL4	50 ID Flash	92	532 HF		▲													
GTD	50 Italian Max, 2	92	532 HF		▲													
MV AGUSTA																		
	all models		506 HF*	506 HF	△	△												
	675 F3	11-	706 HS*	763 LS	△	△	△	△									△	△
	750 Brutale, Brutale S	01-	676 HS*	763 LS	▲	▲	▲	▲									△	△
	750 F4 SPR	01-	676 HS*	763 LS	▲	▲	▲	▲									△	△
	750 F4/F4S	99-	676 HS*	763 LS	▲	▲	▲	▲									△	△
	910 Brutale	06-	676 HS*	763 LS	▲	▲	▲	▲									△	△
	910 Brutale R	06-	676 HS*	763 LS	▲	▲	▲	▲									△	△
	910 Brutale S	06-	676 HS*	763 LS	▲	▲	▲	▲									△	△
	989 Brutale R	09	706 HS*	763 LS	▲	▲	▲	▲										
	990 Brutale R	10-	706 HS*	763 LS	△	△	△	△										
	1000 F4 Mamba	04- 06	676 HS*	763 LS	△	△	△	△									△	△
	1000 F4 R	06- 07	762 HS*	763 LS	▲	▲	▲	▲									△	△
	1000 F4 Tamburini	04- 06	676 HS*	763 LS	△	△	△	△									△	△
	1000 F4S	04- 06	676 HS*	763 LS	△	△	△	△									△	△
	1078 Brutale RR	09	841 HS*	763 LS		▲	▲	▲										
	1078 F4 CC	08-	841 HS*	763 LS		△	△	△									△	△
	1078 F4 RR	08-	841 HS*	763 LS		△	△	△									△	△
	1090 Brutale RR	10-	841 HS*	763 LS		△	△	△										
MZ																		
	50 (MUZ) Moskito	99-	111 HF		▲				△									
	50 (MUZ) Moskito SX	00-	101 HF		▲				△									
	125 (MUZ) Moskito	99-	111 CT		△				△									
	125 Mantizz S	07-	103 CT		▲				△									
	125 Roadstar		506 HF		△													
	125 SM, SX	99- 01	681 HF	633 HF	▲	▲												
	125 SM, SX	02-	713 HF	633 HF	▲	▲												
	125 Sportstar	93-	506 HF		△													
ETZ	125		2172	2172														
ETZ	125		506 HF	2172	△													
ETZ	125	82-	506 HF		△													
RT	125	06-	633 HF	633 HF	▲	▲												
TS	125		2171	2172														
ETZ	150		2172	2172														
ETZ	150	82-	506 HF	2172	△													
ETZ	150	85-	506 HF		△													
TS	150		2171	2172														
ETZ	250		2171	2171														
ETZ	250	82-	506 HF	2171	△													
TS	250		2171	2171														
	251 (MUZ) Sportstar	96-	506 HF		△													
	251 Saxon Tour		506 HF		△													
ETZ	251	89	506 HF		△													
ETZ	300 LUX	90	506 HF		△													
ETZ	300 X	88	506 HF		△													
	301 (MUZ) Sportstar	96-	506 HF		△													
	301 Saxon Tour		506 HF		△													
ETZ	301	90-	506 HF		△													
	500 Saxon Country	92-	506 HF		△													
	500 Saxon Fun	92-	506 HF		△													
	500 Saxon Voyager		506 HF		△													
	500 Silver Star Classic	93-	506 HF		△													
	660 (MUZ) Baghira	96-	681 HF	684 HF	▲	▲												
	660 (MUZ) Black Panther	00-	681 HF	684 HF	▲	▲												
	660 (MUZ) Mastiff	96-	681 HF	684 HF	▲	▲												
	660 (MUZ) Skorpion Cup	99-	566 HF	519 HF	△	△	△	△									△	△
	660 (MUZ) Skorpion Replica	97-	566 HF*	519 HF	△	△	△	△									△	△
	660 (MUZ) Skorpion Sport	95-	566 HF	519 HF	▲	▲	▲	▲									△	△
	660 (MUZ) Skorpion Tour	95-	566 HF	519 HF	▲	▲	▲											
	660 (MUZ) Skorpion Traveller	99-	566 HF	519 HF	△	△	△											
	660 (MUZ) Street Moto	00-	681 HF	684 HF	△	△												
	660 (MUZ) Super Moto	07-	681 HF	684 HF	▲	▲												
	1000 (MUZ) S	01- 02	706 HS*	691 HF	▲	▲	▲											
	1000 (MUZ) S	03-	624 HS*	715 LS	▲	▲	▲	▲										
	1000 (MUZ) SF	05-	624 HS*	715 LS	▲	▲	▲	▲										

ALWAYS choose quality as **"RECOMMENDED"** / Choisissez **TOUJOURS** la qualité **"RECOMMANDÉE"**.

* = 2 sets required / 2 jeux pour l'Avant.

△ = Available quality / Qualité disponible. ▲ = Available quality mit ABE / Qualité disponible avec ABE.

▲ = Mit ABE vorne und hinten. TÜV-Abnahme entfällt (gilt nur für Scheibenbremsbeläge).



RECOMMENDED

1xx = Scooter Pads
5xx = Street, Off Road & Racing Pads
2xxx = Brake Shoes



STREET

STREET EXCEL

CARBON TECH

MAXI SINTER

OFF ROAD

RACING OFF ROAD

RACING ROAD RACING

MZ					HF	HF	HS	LS	CT	CT	MS	MS	SI	SI	RSI	RSI	DC	RS	
	1000 (MUZ) SFX	07-	624 HS*	715 LS	▲	▲	▲	▲											
	1000 (MUZ) SN	05-	624 HS*	715 LS	▲	▲	▲	▲											
	1000 (MUZ) ST	07-	624 HS*	715 LS	▲	▲	▲	▲											
NORTON																			
	Commander	90	506 HF*	506 HF	▲	▲													
	Interpol	83-	506 HF*	506 HF	▲	▲													
	Wankel Classic	88-	506 HF*	506 HF	▲	▲													
F-1		90	566 HF*	506 HF	▲	▲													
TT		92-	566 HF*		▲														
MK2	850 Commando	73- 75	505 HF		▲														
MK3	850 Commando	75- 77	505 HF	505 HF	▲	▲													
OSSA																			
TR	280 i	10-	802 HF	803 HF	▲	▲													
	350 TU-YO		532 HF		▲														
	500 Yanqee	78	506 HF	519 HF	▲	▲													
PETERSON																			
	50 Hurricane	95-	111 HF	101 HF	▲	▲				△	△								
SR	50 Racing	95-	111 HF	101 HF	▲	▲				△	△								
	80 Hurricane	95-	111 HF	101 HF	▲	▲				△	△								
SR	80 Racing	95-	111 HF	101 HF	▲	▲				△	△								
PEUGEOT																			
	AJP Caliper incl. pin/spring		188 HF		△														
XPLD	AV	90	607 HF		△														
	50 103		2074	2074															
	50 104		2074	2074															
	50 105		2074	2074															
	50 Blaster	09-	105 HF		△					△									
	50 Blaster Furios	11-	105 HF	105 HF	△	△				△	△								
	50 Blaster RS12	09-	105 HF		△					△									
	50 Buxy (A.J.P. cal.)	94-	105 HF	2012	△					△									
	50 Buxy (Brembo cal.)	94-	123 HF	2012	▲					△									
	50 Buxy (Hengtong cal.)	94-	102 HF	2012	△					△									
	50 Elyseo	02-	105 HF	105 HF	▲	▲				△	△								
	50 Elyseo (A.J.P. cal.)	99- 01	105 HF	2012	▲					△									
	50 Elystar	03-	105 HF	167 HF*	▲	▲				△	△								
	50 Jet C-Tech	09-	105 HF	105 HF	△	△				△	△								
	50 Jet-Force	03-	105 HF	105 HF	△	△				△	△								
	50 Kisbee	10-	102 HF		△					△									
	50 Kisbee RS	11-	102 HF		△					△									
	50 Looxor	02- 05	105 HF	2012	▲					△									
	50 Looxor	06-	105 HF	105 HF	▲	▲				△	△								
	50 Ludix	04-	105 HF	2012	▲					△									
	50 Ludix (Drum front)	04-	2012	2012															
	50 Metropolis		2012	2011															
	50 Rapido			2011															
	50 Speedake (A.J.P. cal)	94-	105 HF	2012	△					△									
	50 Speedake (Brembo cal.)	94-	123 HF	2012	▲					△									
	50 Speedake (Hengtong cal.)	94-	102 HF	2012	△					△									
	50 Speedfight 2 A/C	01-	105 HF		▲					△									
	50 Speedfight 2 L/C	01-	105 HF	105 HF	▲	▲				△	△								
	50 Speedfight 2 X-Race, Furious, 206 WRC	01-	105 HF	105 HF	▲	▲				△	△								
	50 Speedfight 3 (AC)	10-	200 CT	2012	△					△									
	50 Speedfight 3 (LC)	10-	200 CT	157 HF	△	△				△	△		△						
	50 Speedfight 3 RS (LC)	10-	200 CT	157 HF	△	△				△	△		△						
	50 Speedfight LBD/LBDP	00-	105 HF	105 HF	▲	▲				△	△								
	50 Speedfight LC,(A.J.P. cal.)	96-	105 HF	2012	▲					△									
	50 Speedfight LC,(Brembo cal.)	96-	123 HF	2012	▲					△									
	50 Speedfight LC,(Hengtong cal.)	96-	102 HF	2012	△					△									
	50 Speedfight Lemans	11-	105 HF	105 HF	△	△				△	△								
	50 Squab (A.J.P. cal.)	94-	105 HF	2012	△					△									
	50 Squab (Hengtong cal.)	94-	102 HF	2012	△					△									
	50 TKR Furious	05-	105 HF		▲					△									
	50 TKR WRC	05-	105 HF		▲					△									
	50 Trekker Metal-X	01-	105 HF		▲					△									
	50 Trekker Offroad	99-	102 HF		▲					△									
	50 Trekker Road	99-	105 HF	2012	▲					△									
	50 Trekker Streetboard	00-	105 HF		▲					△									

ALWAYS choose quality as **“RECOMMENDED”** / Choisissez **TOUJOURS** la qualité **“RECOMMANDÉE”**.

* = 2 sets required / 2 jeux pour l'Avant.

△ = Available quality / Qualité disponible. ▲ = Available quality mit ABE / Qualité disponible avec ABE.

▲ = Mit ABE vorne und hinten. TÜV-Abnahme entfällt (gilt nur für Scheibenbremsbeläge).



RECOMMENDED

1xx = Scooter Pads
5xx = Street, Off Road & Racing Pads
2xxx = Brake Shoes

STREET



STREET EXCEL



CARBON TECH



MAXI SINTER



OFF ROAD



RACING OFF ROAD



RACING ROAD RACING



PEUGEOT					HF	HF	HS	LS	CT	CT	MS	MS	SI	SI	RSI	RSI	DC	RS
	50 Trekker Urban Black	00-	105 HF		▲				△									
	50 Tweet	11-	177 HF		△				△	△	△	△						
	50 V-Clic	08-	111 HF	2012	▲				△									
	50 Vivacity	08-	100 HF		▲				△									
	50 Vivacity (A.J.P. cal.)	99- 07	105 HF		▲				△									
	50 Vivacity (Hengtong cal.)	05-	102 HF		▲				△									
	50 Vivacity Sportline	11-	141 HF		△				△									
	50 Zenith	94-	2011	2012														
	50 Zenith Luxe	94-	123 HF	2012	△				△									
SC	50		2012	2011														
ST	50		2010	2011														
STL 2	50		2010	2011														
SV	50 APS	91	2012	2012														
SV	50 Geo	91	2012	2012														
SV	50 Geo	92	116 HF	2012	△				△									
SV	50 Geo	93-	121 HF	2012	▲													
SV	50 J,Junior	93-	2012	2012														
SV	50 L	93-	121 HF	2012	△													
SV	50 Roland Garros	93-	113 HF	2012	▲				△									
SV	50 Sport	93-	113 HF	2012	▲				△									
SX	50		2012															
XP 6	50 Enduro	06-	105 HF	105 HF	▲	▲			△	△								
XP 6	50 Supermotard	06-	105 HF	105 HF	▲	▲			△	△								
XP 6	50 Trail	04- 05	105 HF	105 HF	△	△			△	△								
XP S-6	50 Enduro	02-	105 HF	105 HF	▲	▲			△	△								
XP S-6	50 Supermotard	04-	168 HF	105 HF	▲	▲			△	△								
XR 6	50 Race Spec	02- 07	148 HF	105 HF	△	△			△	△								
XR 7	50	08-	189 MS	105 HF		△				△	△							
SC	75		2012	2011														
SX	75		2012	2011														
	80 Metropolis		2012	2011														
SC	80		2012	2012														
SV	80	96-	141 HF		▲				△									
SV	80 Geo	91- 92	116 HF	2012	▲				△									
SV	80 Geo	93-	121 HF	2012	▲													
SX	80		2012	2011														
SX	80 Pro		2012	2011														
	100 Elyseo	02-	105 HF	105 HF	▲	▲			△	△								
	100 Elyseo (A.J.P. cal.)	99- 01	105 HF	2012	▲				△									
	100 Looxor	02-	105 HF	105 HF	▲	▲			△	△								
	100 Speedfight	00-	105 HF	105 HF	▲	▲			△	△								
	100 Speedfight 2, X-Race	01-	105 HF	105 HF	▲	▲			△	△								
	100 Trekker Road	99-	105 HF		▲				△									
	100 Vivacity (A.J.P. cal.)	99- 07	105 HF		▲				△									
	100 Vivacity (Hengtong cal.)	05-	102 HF		▲				△									
	125 CityStar	11-	177 CT	157 CT	△	△			△	△	△	△						
	125 Elyseo	00-	168 CT	167 CT	▲	▲			△	△								
	125 Elyseo (A.J.P. cal.)	99	105 CT		▲				△									
	125 Elystar	03-	168 CT	167 CT	▲	▲			△	△								
	125 Geopolis	06-	177 CT	167 CT	▲	▲			△	△	▲							
	125 Geopolis (Nissin cal.)	07-	197 CT	197 CT	▲	▲			△	△	▲	▲						
	125 Jet-Force Compressor	03-	168 CT	167 CT	△	△			△	△								
	125 Looxor	03-	156 CT	167 CT	▲	▲			△	△	▲							
	125 Ludix	04-	105 CT	2012	△				△									
	125 Satelis	04- 05	105 CT	167 CT	▲	▲			△	△								
	125 Satelis	06-	168 CT	167 CT	▲	▲			△	△								
	125 Satelis ABS	04-	183 CT	167 CT	▲	▲			△	△	▲							
	125 Tweet	11-	177 CT		△				△	△	△	△						
	125 Vivacity	10-	197 CT		▲				△		▲							
GT	125 Satelis Sport	11-	197 CT	197 CT	△	△			△	△	△	△						
LXR	125	10-	197 CT		▲				△		▲							
RS	125 Geopolis	10-	177 CT	167 CT	▲	▲			△	△	▲							
SV	125 C Executive	96-	121 HF	2012	▲													
SV	125 Executive	94-	121 HF	2012	△													
SV	125 Geo	91- 92	116 CT	2012	△				△									
SV	125 Geo	93-	121 HF	2012	▲													
XPS	125 CT	06-	559 HF	559 HF	▲	▲												
	150 Elyseo	00-	168 CT	167 CT	▲	▲			△	△								
	150 Elystar	03-	168 CT	167 CT	▲	▲			△	△								
LXR	200	10-	197 CT		△				△		△							
	250 Geopolis	06-	177 MS	177 MS	▲	▲			△	△	▲	▲						
	250 Satelis	06-	177 MS	177 MS	▲	▲			△	△	▲	▲						

ALWAYS choose quality as "RECOMMENDED" / Choisissez TOUJOURS la qualité "RECOMMANDÉE".

* = 2 sets required / 2 jeux pour l'Avant.

△ = Available quality / Qualité disponible. ▲ = Available quality mit ABE / Qualité disponible avec ABE.

▲ = Mit ABE vorne und hinten. TÜV-Abnahme entfällt (gilt nur für Scheibenbremsbeläge).



RECOMMENDED

1xx = Scooter Pads
5xx = Street, Off Road & Racing Pads
2xxx = Brake Shoes



STREET

HF HF



STREET EXCEL

HS LS



CARBON TECH

CT CT



MAXI SINTER

MS MS



OFF ROAD

SI SI



RACING OFF ROAD

RSI RSI



RACING ROAD RACING

DC RS



PEUGEOT

	400 Geopolis (AJP cal.)	07 -	168 CT	167 CT	▲	▲			△	△							
	400 Geopolis (Nissin cal.)	07 -	197 MS	197 MS	▲	▲			△	△							
RS	400 Geopolis	08 -	183 MS	197 MS	▲	▲			△	△	▲	▲					
	500 Satelis	06	157 MS*	157 MS	▲	▲			△	△	▲	▲					
	500 Satelis	07 -	183 MS*	197 MS	▲	▲			△	△	▲	▲					
	600 Satelis ABS	04 -	183 CT	167 CT	△	△			△	△	△						

PGO

	i-Dep	09 -	140 HF		△				△								
	50 Big Max	94 - 02	111 HF	2188	△				△								
	50 Big Max	03 -	101 HF		▲				△								
	50 Big Max Sport	96 -	111 HF	2188	△				△								
	50 Bugrider	06 -	855 HF*	536 HF	△	△											
	50 Comet	91 -	101 HF	2188	△				△								
	50 Comet	93 -	111 HF	2188	△				△								
	50 Dr. Big	01 -	140 HF		△				△								
	50 EPS	96 -	111 HF		△				△								
	50 Galaxy	91 -	101 HF	2188	△				△								
	50 G-Max	06 -	140 HF		▲				△								
	50 G-Max Doppler	06 -	138 HF		▲				△								
	50 Hot	97 -	111 HF		△				△								
	50 Libra	10 -	140 HF		△				△								
	50 Ligero	06 -	140 HF		▲				△								
	50 Mega	96 -	111 HF		△				△								
	50 Road 66	95 -	101 HF		△				△								
	50 Rodoshow	01 -	114 HF		▲				△								
	50 Star	91 -	2012	2011													
	50 Tornado	96 -	111 HF		△				△								
	50 T-Rex	99 -	140 HF		▲				△								
	50 T-Rex 3 (TR3-50)	02 -	104 HF		▲				△		▲						
	50 X-Rider	03 -		544 SI		△							△			△	
PMS	50	99 -	140 HF		△				△								
PMX	50	97 -	111 HF		▲				△								
PMX	50 Naked	06 -	140 HF		▲				△								
PMX	50 Sport	01 -	140 HF		▲				△								
PS	50	93	101 HF	2188	△				△								
	80 Big Max	94 -	111 HF		△				△								
	80 Star	91 -	2012	2011													
	90 Big Max	97 -	111 HF		▲				△								
	90 Galaxy	92 -	101 HF	2188	△				△								
	90 Rodoshow	02 -	114 HF		△				△								
	90 Tornado	00 -	111 HF		△				△								
	100 Big Max	96 -	111 HF	2188	△				△								
	100 My Bubu	02 -	140 HF		△				△								
	110 T-Rex	99 -	140 HF		△				△								
PMX	110	00 -	111 HF		△				△								
	125 Charge A, B	02 -	140 CT		△				△								
	125 I-Charge Fuel Injection	03 -	163 CT		△				△								
	125 Kung Fu			111 CT		△				△							
	125 Libra	10 -	197 CT		△				△		△						
	125 Ligero	06 -	140 CT		▲				△								
	125 My Bubu, Young Bubu	02 -	140 CT		△				△								
	125 Tornado	96 -	111 CT		△				△								
	125 T-Rex (2 stroke)	99 -	140 CT		▲				△								
	125 T-Rex (4 stroke)	99 -	140 CT		▲				△								
	125 X-Hot	10 -	197 CT		△				△		△						
	125 X-Rider	03 -		544 SI		△							△			△	
	150 TR3	02 -	140 CT		△				△								
	150 T-Rex	01 -	140 CT	2181	▲				△								
	150 X-Rider	03 -		544 SI		△							△			△	
BR	150 Bugxter	05 -	855 HF*	536 HF	△	△											
BR	200 Bugrider	07 -	855 HF*	848 HF	△	△											
	250 G-Max	06 -	566 HF		▲												
BR	250 Bugrider	05 -	855 HF*	848 HF	△	△											
	500 Bug	08 -	878 HF*	810 HF	△	△					△	△	△	△			
BR	500 i Racer	07 -	878 HF*	810 HF	△	△					△	△	△	△			

PIAGGIO VESPA

	AJP Caliper incl. pin/spring		188 HF		△												
	25 Zip II Cat DT	01 -	130 HF	2195	▲				△								
	50 Diesis	02 -	105 HF		▲				△								
	50 Fly	05 -	177 HF	2205	▲				△		▲						

ALWAYS choose quality as **"RECOMMENDED"** / Choisissez **TOUJOURS** la qualité **"RECOMMANDÉE"**.

* = 2 sets required / 2 jeux pour l'Avant.

△ = Available quality / Qualité disponible. ▲ = Available quality mit ABE / Qualité disponible avec ABE.

▲ = Mit ABE vorne und hinten. TÜV-Abnahme entfällt (gilt nur für Scheibenbremsbeläge).



RECOMMENDED
 1xx = Scooter Pads
 5xx = Street, Off Road & Racing Pads
 2xxx = Brake Shoes

STREET

STREET EXCEL

CARBON TECH

MAXI SINTER

OFF ROAD

RACING OFF ROAD

RACING ROAD RACING

PIAGGIO VESPA																	
			HF	HF	HS	LS	CT	CT	MS	MS	SI	SI	RSI	RSI	DC	RS	
50 Free (Disc Brake version)	93- 96	130 HF		△			△										
50 Free (Disc Brake version)	97-	143 HF	2196	▲			△										
50 HP	92-	2146	2146														
50 Liberty	97-	202 HF	2205	▲			△		▲								
50 Liberty 4T	00-	202 HF	2205	▲			△		▲								
50 Quartz	92-	117 HF	2187	△			△										
50 Sfera	91-	2186	2187														
50 Storm	94- 95	143 HF	2187	△			△										
50 Storm	96-	130 HF	2187	▲			△										
50 Typhoon	94- 95	143 HF	2187	△			△										
50 Typhoon	96-	130 HF		▲			△										
50 Typhoon	06-	101 HF		▲			△										
50 Typhoon Catalyzed	02-	143 HF	143 HF	▲	▲		△	△									
50 V FL2	90-	2146	2146														
50 Zip	92- 93	2196	2187														
50 Zip & Zip	94-	114 HF	2187	▲			△										
50 Zip Disco	96-	202 HF	2195	▲			△		▲								
50 Zip Fast Rider	93- 95	143 HF	2200	▲			△										
50 Zip Fast Rider	96-	202 HF	2195	▲			△		▲								
50 Zip II	01-	130 HF	2195	▲			△										
50 Zip II Cat DT	01-	130 HF	2195	▲			△										
50 Zip RST	96- 97	142 HF		△			△		△								
50 Zip RST	98- 99	202 HF		△			△		△								
50 Zip Sport Production	96-	202 HF		▲			△		▲								
ET2 50	97- 01	202 HF	2195	▲			△		▲								
ET2 50	02-	202 HF	2195	▲			△		▲								
ET4 50	00-	202 HF		△			△		△								
LX 50 2T/4T	05-	202 HF		▲			△		▲								
LXV 50	08-	143 HF		▲			△										
NRG 50	96- 00	130 HF	2200	▲			△										
NRG 50 Extreme	01-	143 HF		△			△										
NRG 50 mc2	97- 99	143 HF	2200	▲			△										
NRG 50 mc3 DD	02-	143 HF	143 HF	▲	▲		△	△									
NRG 50 mc3 DT	02-	143 HF		▲			△										
NRG 50 Power DD	05	143 HF	143 HF	▲	▲		△	△									
NRG 50 Power DD	06-	101 HF	143 HF	▲	▲		△	△									
NRG 50 Purejet	05	143 HF	143 HF	▲	▲		△	△									
NRG 50 Purejet	06-	101 HF	143 HF	▲	▲		△	△									
NRG.1 50	94- 95	143 HF	2187	▲			△										
NTT 50	96-	130 HF	2200	△			△										
PK 50	83-		2146														
PK 50 Special	83-		2146														
PK 50 XL	86-		2146														
PK 50 XL 2	86-	2146	2146														
RST 50 Sfera	95-	130 HF	2200	▲			△										
S 50 2T	07-	202 HF		△			△		△								
S 50 4T	09-	202 HF		△			△		△								
S 50 College 4T	11-	143 HF		△			△										
TPH 50	93- 95	143 HF	2187	▲			△										
TPH 50	96-	130 HF	2200	▲			△										
TPH 50 2T	11-	177 HF		△			△		△								
80 Sfera	94-	2186	2187														
80 Skipper	93- 95	117 HF		△			△										
80 Skipper	96-	130 HF		△			△										
80 Typhoon	96-	130 HF		▲			△										
100 Diesis	02-	105 HF		△			△										
100 Fly	07-	177 HF	2205	△			△		△								
100 Free	02-	143 HF		△			△										
100 Zip	07-	177 HF	2205	△			△		△								
125 Beverly	02-	177 CT	177 CT	▲	▲		△	△	▲	▲							
125 Carnaby	08-	177 CT	177 CT	▲	▲		△	△	▲	▲							
125 Cosa	89-	2184	2185														
125 Cosa 2	92-	2184	2185														
125 Fly	05-	177 CT	2205	▲			△		▲								
125 Hexagon	94- 95	143 CT	2195	△			△										
125 MP3	06-	202 CT*	191 CT	▲	▲		△	△	▲	▲							
125 MP3 (Parking Brake)	06-		209 HF														
125 Sfera	95-	202 CT	2195	▲			△		▲								
125 Skipper	93- 95	117 CT	2195	△			△										
125 Skipper	96- 98	130 CT		▲			△										
125 Typhoon	96-	130 CT		▲			△										
125 Typhoon Catalyzed	02-	143 CT	143 CT	▲	▲		△	△									

ALWAYS choose quality as "RECOMMENDED" / Choisissez TOUJOURS la qualité "RECOMMANDÉE".

* = 2 sets required / 2 jeux pour l'Avant.

△ = Available quality / Qualité disponible. ▲ = Available quality mit ABE / Qualité disponible avec ABE.

▲ = Mit ABE vorne und hinten. TÜV-Abnahme entfällt (gilt nur für Scheibenbremsbeläge).



RECOMMENDED

1xx = Scooter Pads
5xx = Street, Off Road & Racing Pads
2xxx = Brake Shoes



STREET

1xx 2xx



STREET EXCEL

1xx 2xx



CARBON TECH

1xx 2xx



MAXI SINTER

1xx 2xx



OFF ROAD

1xx 2xx



RACING OFF ROAD

1xx 2xx



RACING ROAD RACING

1xx 2xx



PIAGGIO VESPA				HF	HF	HS	LS	CT	CT	MS	MS	SI	SI	RSI	RSI	DC	RS
	125 X7	08-	177 CT	187 CT	▲	▲		△	△	▲	▲						
	125 X8	04	177 CT*	157 CT	▲	▲		△	△	▲	▲						
	125 X8	05-	177 CT*	191 CT	▲	▲		△	△	▲	▲						
	125 X9	01- 03	157 CT*	157 CT	▲	▲		△	△	▲	▲						
	125 X9 Evolution Left/Rear	06-	177 CT	157 CT	▲	▲		△	△	▲	▲						
	125 X9 Evolution Right	06-	187 CT		▲	▲		△		▲							
	125 X9 Left/Rear	04-	177 CT	157 CT	▲	▲		△	△	▲	▲						
	125 X9 Right	04-	187 CT		▲	▲		△		▲							
	125 Xevo	08-	177 CT	187 CT	▲	▲		△	△	▲	▲						
	125 Zip II 4T	00-	202 CT	2195	▲			△		▲							
ET4	125	96- 99	202 CT	2195	▲			△		▲							
ET4	125	00-	202 CT	2195	▲			△		▲							
GT	125 L	04-	177 CT	166 CT	▲	▲		△	△	▲	▲						
GTS	125	07-	177 CT	166 CT	▲	▲		△	△	▲	▲						
GTV	125	08-	177 CT	191 CT	▲	▲		△	△	▲	▲						
GTX	125 SuperHexagon																
	(Grimeca cal.)(11" wheels)	00-	120 CT	166 CT	▲	▲		△	△	▲	▲						
GTX	125 SuperHexagon																
	(Hengtong cal.)(11" wheels)	00-	177 CT	166 CT	▲	▲		△	△	▲	▲						
GTX	125 SuperHexagon																
	(Hengtong cal.)(12" wheels)	01-	177 CT	166 CT	△	△		△	△	△	△						
LE	125 Liberty	99- 01	202 CT	2205	▲			△		▲							
LE	125 Liberty	02-	202 CT	2205	▲			△		▲							
LX	125 4T	05-	202 CT		△			△		△							
LX	125 Hexagon	99-	120 CT	2205	▲			△		▲							
LX	125 Skipper, ST	99-	120 CT	2205	▲			△		▲							
LX4	125 Hexagon	99-	120 CT		▲			△		▲							
LXV	125	08-	143 CT		△			△									
PK	125	83-	2146	2146													
PK	125 Automatica	84-	2146														
PK	125 Special	83-	2146	2146													
PK	125 XL	86-	2146	2146													
PX	125	78-	2146	2146													
PX	125	02-	202 CT		▲			△		▲							
PX	125 Arcobalenco	83-	2146	2146													
S	125 4T	07-	202 CT		△			△		△							
SKR	125	94-	143 CT		▲			△									
TPH	125	96-	130 CT	2195	▲			△									
	150 Cosa	89-	2184	2185													
	150 Fly	06-	177 CT	2205	▲			△		▲							
	150 Hexagon	94-	143 CT	2195	▲			△									
	150 Liberty	99-	202 CT	2205	△			△		△							
	150 Skipper	93-	117 CT		△			△									
	150 Sprint Veloce	75-		2146													
	150 X8 Street	06-	177 CT		△			△		△							
ET4	150	02-	202 CT		△			△		△							
LX	150	08-	143 CT		▲			△									
PX	150	78-	2146	2146													
PX	150	02-	202 CT		△			△		△							
PX	150 Arcobalenco	83-	2146	2146													
GS	160	75-		2146													
	180 X9	02-	157 CT*	157 CT	△	△		△	△	△	△						
GTX	180 SuperHexagon																
	(Grimeca cal.)(11" wheels)	00-	120 CT	166 CT	△	△		△	△	△	△						
GTX	180 SuperHexagon																
	(Hengtong cal.)(11" wheels)	00-	177 CT	166 CT	△	△		△	△	△	△						
GTX	180 SuperHexagon																
	(Hengtong cal.)(12" wheels)	01-	177 CT	166 CT	△	△		△	△	△	△						
LXT	180 Hexagon	99-	120 CT	2205	▲			△		▲							
SS	180	75-		2146													
	200 Beverly	02-	177 CT	177 CT	▲	▲		△	△	▲	▲						
	200 Carnaby	08-	177 CT	177 CT	▲	▲		△	△	▲	▲						
	200 Cosa	89-	2184	2185													
	200 Cosa 2	92-	2184	2185													
	200 Liberty	06-	202 CT		▲			△		▲							
	200 Rally	75-		2146													
	200 X8	04	177 CT*	157 CT	▲	▲		△	△	▲	▲						
	200 X8	05-	177 CT*	191 CT	▲	▲		△	△	▲	▲						
	200 X9	03-	157 CT*	157 CT	▲	▲		△	△	▲	▲						
BV	200	02- 04	177 CT	177 CT	△	△		△	△	△	△						
BV	200	05-	177 CT	168 CT	▲	▲		△	△	▲							
GT	200 L	04-	177 CT	166 CT	▲	▲		△	△	▲	▲						

ALWAYS choose quality as **"RECOMMENDED"** / Choisissez **TOUJOURS** la qualité **"RECOMMANDÉE"**.

* = 2 sets required / 2 jeux pour l'Avant.

△ = Available quality / Qualité disponible. ▲ = Available quality mit ABE / Qualité disponible avec ABE.

▲ = Mit ABE vorne und hinten. TÜV-Abnahme entfällt (gilt nur für Scheibenbremsbeläge).



RECOMMENDED

1xx = Scooter Pads
5xx = Street, Off Road & Racing Pads
2xxx = Brake Shoes

STREET

STREET EXCEL

CARBON TECH

MAXI SINTER

OFF ROAD

RACING OFF ROAD

RACING ROAD RACING

PIAGGIO VESPA			1xx	5xx	2xxx	HF	HF	HS	LS	CT	CT	MS	MS	SI	SI	RSI	RSI	DC	RS
PE	200	83-	2146	2146															
PX	200	02-	202 CT			△				△		△							
PX	200 Arcobaleno	83-	2146	2146															
PX	200 E	78-	2146	2146															
	250 Beverly	07-	177 MS	177 MS		△	△			△	△	△	△						
	250 GT 60	06-	177 MS			▲				△		▲							
	250 LX 60	06-	202 MS			▲				△		▲							
	250 MP3	06-	202 MS*	191 MS		▲	▲			△	△	▲	▲						
	250 MP3 (Parking Brake)	06-		209 HF			△												
	250 X7	08-	177 MS	187 MS		▲	▲			△	△	▲	▲						
	250 X8	06-	177 MS*	191 MS		▲	▲			△	△	▲	▲						
	250 X9	00- 04	157 MS*	157 MS		▲	▲			△	△	▲	▲						
	250 X9 Left/Rear	05-	177 MS	191 MS		△	△			△	△	△	△						
	250 X9 Right	05-	187 MS			△				△		△							
	250 Xevo	08-	177 MS	187 MS		▲	▲			△	△	▲	▲						
BV	250	06-	177 MS	177 MS		▲	▲			△	△	▲	▲						
GT	250 Hexagon	99-	120 MS			▲				△		▲							
GTS	250 ABS	06-	177 MS	166 MS		▲	▲			△	△	▲	▲						
GTV	250	08-	177 MS	191 MS		▲	▲			△	△	▲	▲						
GTX	250 Super Hexagon	01-	120 MS	166 MS		△	△			△	△	△	△						
	300 Beverly i.e.	11-	177 MS	187 MS		△	△			△	△	△	△						
	300 Beverly Tourer	07-	177 MS	177 MS		△	△			△	△	△	△						
	300 Carnaby Cruiser	10-	177 MS	177 MS		△	△			△	△	△	△						
	300 X7 Evo i.e.	11-	177 MS	187 MS		△	△			△	△	△	△						
GTS	300 Super	09-	177 MS	166 MS		△	△			△	△	△	△						
GTS	300 Super Sport i.e.	11-	177 MS	166 MS		△	△			△	△	△	△						
GTV	300 i.e.	11-	177 MS	191 MS		△	△			△	△	△	△						
	400 MP3 iE	07-	202 MS*	191 MS		▲	▲			△	△	▲	▲						
	400 MP3 LT	09-	202 MS*	191 MS		▲	▲			△	△	▲	▲						
	400 X8 Left/Rear	07-	177 MS	177 MS		▲	▲			△	△	▲	▲						
	400 X8 Right	07-	187 MS			▲				△		▲							
	400 Xevo Left/Rear	08-	177 MS	177 MS		▲	▲			△	△	▲	▲						
	400 Xevo Right	08-	187 MS			▲				△		▲							
	500 Beverly Cruiser	08-	157 MS*	157 MS		▲	▲			△	△	▲	▲						
	500 X9	01- 03	157 MS*	157 MS		▲	▲			△	△	▲	▲						
	500 X9 Evolution	04-	151 MS*	157 MS		▲	▲			△	△	▲	▲						
	500 X9 Evolution ABS	04-	151 MS	157 MS		▲	▲			△	△	▲	▲						
BV	500	06-	157 MS*	157 MS		▲	▲			△	△	▲	▲						
POLARIS																			
	Ranger 2x4, 4x4, 6x6	02-	800 ATS*	800 ATS*										△	△	△	△		
	Ranger XP	06-	800 ATS*	800 ATS										△	△	△	△		
	Trail Blazer	90- 93	716 ATS*	717 ATS		△	△							△	△	△	△		
	Trail Boss 2x4	85- 87	2028																
	Trail Boss 2x4, 4x4	88- 89	716 ATS*	717 ATS		△	△							△	△	△	△		
	50 Predator	04-	2048																
	50 Scrambler	01- 03	2048																
	90 Predator	03-	2048																
	90 Scrambler	01- 03	2048																
	90 Sportsman	01-	2048																
	200 Phoenix	05-	544 ATS*	546 SI		▲								▲	▲	△	△		
	200 Sawtooth	06-	544 ATS*	544 ATS		▲								▲	▲	△	△		
	250 2x4, 4x4	90	716 ATS*	717 ATS		△	△							△	△	△	△		
	250 2x4, 4x4	93	716 ATS*	717 ATS		△	△							△	△	△	△		
	250 Big Boss 4x6, 6x6	89- 93	716 ATS*	717 ATS		△	△							△	△	△	△		
	250 Big Boss 4x6, 6x6																		
	Middle Axle Brake	89- 93	717 ATS											△		△			
	250 Cyclone	87	2028	643 HF			△												
	250 Trail Blazer	94- 98	716 ATS*	717 ATS		▲	▲							▲	▲	△	△		
	250 Trail Blazer	99-	716 ATS*	755 ATS		▲								▲	▲	△	△		
	250 Trail Boss	88- 90	642 ATS*	643 HF		△	△												
	250 Trail Boss	91- 99	716 ATS*	717 ATS		△	△							△	△	△	△		
	250 Trail Boss 2x4, 4x4	91- 92	716 ATS*	717 ATS		△	△							△	△	△	△		
	250 Xplorer 4x4	00-	716 ATS*	755 ATS		△								△	△	△	△		
	300 2x4, 4x4	94- 95	716 ATS*	717 ATS		△	△							△	△	△	△		
	300 Big Boss 6x6	94	716 ATS*	717 ATS		△	△							△	△	△	△		
	300 Big Boss 6x6																		
	Middle Axle Brake	94	717 ATS											△		△			
	300 Hawkeye 2x4, 4x4	06	822 ATS*	822 ATS										▲	▲	△	△		
	300 Hawkeye 2x4, 4x4	07-	716 ATS*	716 ATS		▲	▲							▲	▲	△	△		
	300 Sportsman 4x4	08-	642 ATS*	642 ATS		△								△	△	△	△		
	300 Xplorer 4x4	96-	716 ATS*	717 ATS		△	△							△	△	△	△		

ALWAYS choose quality as "RECOMMENDED" / Choisissez TOUJOURS la qualité "RECOMMANDÉE".

* = 2 sets required / 2 jeux pour l'Avant.

△ = Available quality / Qualité disponible. ▲ = Available quality mit ABE / Qualité disponible avec ABE.

▲ = Mit ABE vorne und hinten. TÜV-Abnahme entfällt (gilt nur für Scheibenbremsbeläge).



RECOMMENDED

1xx = Scooter Pads
5xx = Street, Off Road & Racing Pads
2xxx = Brake Shoes



STREET



STREET EXCEL



CARBON TECH



MAXI SINTER



OFF ROAD



RACING OFF ROAD



RACING ROAD RACING



POLARIS

				HF	HF	HS	LS	CT	CT	MS	MS	SI	SI	RSI	RSI	DC	RS
300 Xpress 2x4	98 -	716 ATS*	717 ATS	△	△							△	△	△	△		
300 Xpress L	96 - 97	716 ATS*	717 ATS	△	△							△	△	△	△		
325 Magnum 2x4, 4x4	00 - 02	716 ATS*	755 ATS	△	△							△	△	△	△		
325 Trail Boss	00 - 02	716 ATS*	755 ATS	▲								▲	▲	△	△		
325 Xpedition	00 - 01	642 ATS*	755 ATS	△								△	△	△	△		
325 Xpedition	02 -	642 ATS*	787 ATS	△								△	△	△	△		
330 ATP	04 - 05	716 ATS*	716 ATS*	△								△	△	△	△		
330 ATP	06 -	716 ATS*	787 ATS	▲								▲	▲	△	△		
330 E Trail Blazer	08 -	642 ATS*	787 ATS	△								△	△	△	△		
330 Magnum 2x4, 4x4	03 -	716 ATS*	787 ATS	△								△	△	△	△		
330 Trail Boss	03 -	716 ATS*	755 ATS	△								△	△	△	△		
335 Sportsman 4x4	99 -	716 ATS*	755 ATS	△								△	△	△	△		
350 Big Boss	93	716 ATS*	717 ATS	△	△							△	△	△	△		
350 Big Boss Middle Axle Brake	93	717 ATS										△		△			
350 L 2x4, 4x4	90	716 ATS*	717 ATS	△	△							△	△	△	△		
350 L 4x4	93	716 ATS*	717 ATS	△	△							△	△	△	△		
350 Sportsman 4x4	93	716 ATS*	717 ATS	△	△							△	△	△	△		
350 Trail Boss L 2x4	91 - 93	716 ATS*	717 ATS	△	△							△	△	△	△		
350 Trail Boss L 4x4	91	716 ATS*	717 ATS	△	△							△	△	△	△		
400 Big Boss L 6x6	96	716 ATS*	717 ATS	△	△							△	△	△	△		
400 Big Boss L 6x6 Middle Axle Brake	96	756 ATS										△		△			
400 L 2x4	94 - 95	716 ATS*	717 ATS	△	△							△	△	△	△		
400 L 4x4	94	716 ATS*	717 ATS	△	△							△	△	△	△		
400 Scrambler 2x4, 4x4	00 -	716 ATS*	755 ATS	△								△	△	△	△		
400 Scrambler 4x4	98	716 ATS*	717 ATS	△	△							△	△	△	△		
400 Scrambler 4x4	99 -	716 ATS*	755 ATS	△								△	△	△	△		
400 Scrambler L 4x4	95 - 97	716 ATS*	717 ATS	△	△							△	△	△	△		
400 Sport	99 - 00	716 ATS*	755 ATS	△								△	△	△	△		
400 Sport L	94 - 98	716 ATS*	717 ATS	△	△							△	△	△	△		
400 Sportsman	01 -	716 ATS*	755 ATS	△								△	△	△	△		
400 Sportsman L 4x4	94 - 97	716 ATS*	717 ATS	△	△							△	△	△	△		
400 Trail Blazer	03 -	716 ATS*	755 ATS	△								△	△	△	△		
400 Xplorer L 4x4	95 - 99	716 ATS*	717 ATS	△	△							△	△	△	△		
400 Xplorer L 4x4	00 -	716 ATS*	755 ATS	△								△	△	△	△		
400 Xpress L	96 - 97	716 ATS*	717 ATS	△	△							△	△	△	△		
425 2x4, 4x4 Magnum	95 - 98	716 ATS*	717 ATS	△	△							△	△	△	△		
425 Magnum 6x6	96	716 ATS*	755 ATS	△								△	△	△	△		
425 Magnum 6x6 Middle Axle Brake	96	756 ATS										△		△			
425 Xpedition 4x4	00 -	716 ATS*	755 ATS	△								△	△	△	△		
450 Outlaw MXR	08 -	642 ATS*	642 ATS	△								△	△	△	△		
450 Sportsman	06 -	716 ATS*	787 ATS	▲								▲	▲	△	△		
455 Diesel EBS 4x4	99 -	716 ATS*	755 ATS	△								△	△	△	△		
500 ATP HO	04 -	716 ATS*	716 ATS*	▲								▲	▲	△	△		
500 Big Boss 6x6	98 - 99	716 ATS*	717 ATS	△	△							△	△	△	△		
500 Big Boss 6x6 Middle Axle Brake	98 - 99	717 ATS										△		△			
500 E Scrambler 2x4, 4x4	08 -	642 ATS*	787 ATS	△								△	△	△	△		
500 Magnum 2x4, 4x4	02 -	716 ATS*	787 ATS	△								△	△	△	△		
500 Magnum 4x4	00 - 01	716 ATS*	755 ATS	△								△	△	△	△		
500 Outlaw	06 -	716 ATS*	716 ATS	▲								▲	▲	△	△		
500 Predator	03 -	716 ATS*	716 ATS	▲								▲	▲	△	△		
500 Predator e	06 -	716 ATS*	787 ATS	▲								▲	▲	△	△		
500 Ranger 6x6	00 - 02	716 ATS*		△								△		△			
500 Revolver	06 -	642 ATS*	642 ATS	▲								▲	▲	△	△		
500 Scrambler 2x4	01 -	716 ATS*	755 ATS	▲								▲	▲	△	△		
500 Scrambler 4x4	97	716 ATS*	717 ATS	▲	▲							▲	▲	△	△		
500 Scrambler 4x4	98 -	716 ATS*	755 ATS	▲								▲	▲	△	△		
500 Sportsman 4x4	96 -	716 ATS*	717 ATS	▲	▲							▲	▲	△	△		
500 Sportsman 6x6	00 -	716 ATS*	757 ATS	▲								▲	▲	△	△		
500 Sportsman EBS 4x4	98 -	716 ATS*	755 ATS	△								△	△	△	△		
500 Sportsman HO	03 -	642 ATS*	787 ATS									△	△	△	△		
500 Xplorer 4x4	97	716 ATS*	717 ATS	△	△							△	△	△	△		
525 Outlaw	07 -	716 ATS*	716 ATS	▲								▲	▲	△	△		
600 Sportsman	03 -	642 ATS*	787 ATS*									△	△	△	△		
700 Sportsman	02 -	642 ATS*	787 ATS*									▲	▲	△	△		
700 Sportsman MV 700	05 -	642 ATS*	787 ATS									▲	▲	△	△		
800 RZR	08 -	642 ATS*		△								△		△			
800 Sportsman	05 -	642 ATS*	787 ATS									▲	▲	△	△		

ALWAYS choose quality as **"RECOMMENDED"** / Choisissez **TOUJOURS** la qualité **"RECOMMANDÉE"**.

* = 2 sets required / 2 jeux pour l'Avant.

△ = Available quality / Qualité disponible. ▲ = Available quality mit ABE / Qualité disponible avec ABE.

▲ = Mit ABE vorne und hinten. TÜV-Abnahme entfällt (gilt nur für Scheibenbremsbeläge).


RECOMMENDED

 1xx = Scooter Pads
 5xx = Street, Off Road & Racing Pads
 2xxx = Brake Shoes

STREET
STREET EXCEL
CARBON TECH
MAXI SINTER
OFF ROAD
RACING OFF ROAD
RACING ROAD RACING

			HF	HF	HS	LS	CT	CT	MS	MS	SI	SI	RSI	RSI	DC	RS	
POLINI																	
X1	50 R	04-	794 RSI	794 RSI								▲	▲	△	△		
X3	50 R	04-	794 RSI	794 RSI								▲	▲	△	△		
X5	65 RP	05-	794 RSI	794 RSI								▲	▲	△	△		
PRAGA																	
ED	250	99-	671 SI	675 SI	▲	▲						▲	▲	△	△		
CD	610	99-	671 SI	675 SI	▲	▲						▲	▲	△	△		
PROTOS																	
	50 Ellisse Scootercar	98-	123 HF		△			△									
PUCH																	
	all models	86-	532 HF		△												
	Condor	90-	559 HF		△												
	50 Cobra 6 GT, GTL	80-	532 HF	2074	△												
	50 Maxi 30 all models (excl. Spain)		2074	2074													
	50 Maxi 40 all models		2074	2074													
	50 Monza 4 GP, all models		2074	2074													
	50 Monza 4 SL		2074	2074													
	50 Monza 4 SL, GSL	80-	532 HF	2074	△												
	50 Monza Lujo	- 85	625 HF		△												
	50 Storm (Austria)		143 HF	2187	△			△									
	50 Typhoon (Austria)	- 95	143 HF	2187	△			△									
	50 Typhoon (Austria)	96-	130 HF	2200	△			△									
AP	50	71-	2015	2015													
M82	50 Cobra	- 85	625 HF		△												
TZX	50	92	559 HF		△												
	75 Cobra	85-	559 HF		△												
MAXI	80	88-	133 HF	138 HF	△	△		△	△								
	125 Typhoon (Austria)		130 CT		△			△									
QUADZILLA																	
XRV	250 , E	06-	855 HF*	848 HF	△	△											
QUINGOI																	
QM	125 2V	02-	691 HF		△												
QM	125 GY	02-	713 HF		△												
REAL																	
	80 Nevada Sport		532 HF		△												
RIEJU																	
	AJP Caliper incl. pin/spring		188 HF		△												
	50 Drac	97-	559 HF	559 HF	△	△											
	50 Drag	92-	595 HF		△												
	50 FD4 Super Marathon	85	559 HF		△												
	50 First, H2O	97-	105 HF		△			△									
	50 Racing Spec. Edition	01-	148 HF	105 HF	△	△		△	△								
	50 Spike Racing	02-	105 HF	105 HF	△	△		△	△								
	50 Spike Racing	02-	148 HF	105 HF	△	△		△	△								
	50 Spike X	08-	585 HF	585 HF	△	△											
	50 Tango	08-	157 HF	105 HF	△	△		△	△	△							
	50 Tangoo	10-	730 HF	559 HF	△	△											
	50 Windy	97-	105 HF		△			△									
MRT	50	09-	203 HF	203 HF	△	△		△	△								
MRT	50 Pro	09-	157 HF	157 HF	△	△		△	△	△	△						
MRT	50 Pro Supermotard	09-	157 HF	157 HF	△	△		△	△	△	△						
MRT	50 Supermotard	09-	203 HF	203 HF	△	△		△	△								
MRX	50 , Racing	02-	105 HF	105 HF	▲	▲		△	△								
MRX	50 Pro	05-	148 HF	105 HF	▲	▲		△	△								
NKD	50	04- 07	173 HF	105 HF	▲	▲		△	△								
RR	50 , Supermotard	96-	559 HF	559 HF	▲	▲											
RRX	50	08-	203 HF	203 HF	△	△											
RRX	50	08-	105 HF	105 HF	▲	▲		△	△								
RRX	50 Spike	08-	105 HF	105 HF	▲	▲		△	△								
RS1	50	92-	595 HF	559 HF	△	△											
RS1	50 , Castrol	01-	120 HF	105 HF	▲	▲		△	△	▲							
RS1	50 Evolution	96- 00	105 HF	105 HF	▲	▲		△	△								
RS2	50 Matrix	03-	173 HF	167 HF	△	△		△	△								
RS2	50 NKD	06-	180 HF	101 HF	▲	▲		△	△								
RV	50		559 HF		△												

ALWAYS choose quality as **"RECOMMENDED"** / Choisissez **TOUJOURS** la qualité **"RECOMMANDÉE"**.

* = 2 sets required / 2 jeux pour l'Avant.

△ = Available quality / Qualité disponible. ▲ = Available quality mit ABE / Qualité disponible avec ABE.

▲ = Mit ABE vorne und hinten. TÜV-Abnahme entfällt (gilt nur für Scheibenbremsbeläge).



RECOMMENDED

1xx = Scooter Pads
5xx = Street, Off Road & Racing Pads
2xxx = Brake Shoes



STREET



STREET EXCEL



CARBON TECH



MAXI SINTER



OFF ROAD



RACING OFF ROAD



RACING ROAD RACING



RIEJU			1xx	5xx	2xxx	HF	HF	HS	LS	CT	CT	MS	MS	SI	SI	RSI	RSI	DC	RS
SMX	50	02-	105 HF	105 HF		△	△				△	△							
SMX	50	02-	148 HF	105 HF		△	△				△	△							
SMX	50 Pro	08-	157 HF	105 HF		▲	▲				△	△	▲						
	75 K6, LC Strada	87	559 HF			△													
	75 P6, LC Strada	87	559 HF			△													
MR	80 C, E	88-	559 HF			△													
MR	80 Cross	87	559 HF			△													
MR	80 Enduro	87	559 HF			△													
RST	80	91-	559 HF	559 HF		△	△												
	125 Marathon Pro	09-	730 HF	585 HF		△	△												
	125 Marathon Pro Supermotard	09-	730 HF	585 HF		△	△												
	125 Tango	06-	821 HS	559 HF			▲	▲											
	125 Tango	08-	730 HF	559 HF		▲	▲												
	125 Tango Pro	08-	730 HF	559 HF		▲	▲												
MRX	125	03-	559 HF	559 HF		▲	▲												
MRX	125	03-	652 HF	559 HF		▲	▲												
RR	125	97-	559 HF	559 HF		△	△												
RS2	125 NKD	06-	797 HF	544 HF		▲	▲												
RS2	125 Pro	08-	792 HF	544 HF		△	△												
RS3	125	10-	821 HS	559 HF		△	△	△											
SMX	125	03-	559 HF	559 HF		▲	▲												
SMX	125	03-	652 HF	559 HF		▲	▲												
	250 Tango	08-	730 HF	559 HF		△	△												
MRX	250 Marathon	10-	671 SI	791 SI		△								△	△	△	△		
MRX	450 Marathon	08-	671 SI	791 SI		△								△	△	△	△		
RIXE																			
RS	80 W	82-	532 HF			△													
ROXON																			
	50 Duel SM	06-	105 HF	105 HF		▲	▲				△	△							
	50 Duel TT	06-	105 HF	105 HF		▲	▲				△	△							
	150 Quad Sport Spirit	06-		544 SI			▲								▲		△		
SACHS																			
	50 MadAss	04-	103 HF			▲					△								
	50 MadAss 4T	05-	103 HF	105 HF		▲	▲				△	△							
SA	80 Lotus		532 HF			△													
SW	80 Lotus		519 HF*			△													
	125 Roadster V2	01-	588 HF			▲													
	125 X-Road	05-	566 HF	684 HF		▲	▲												
XTC	125	99-	566 HF	684 HF		▲	▲												
XTC-N	125	99-	566 HF	684 HF		△	△												
ZX	125	99-	588 HF	684 HF		▲	▲												
ZZ	125	99-	588 HF	684 HF		▲	▲												
	500 MadAss	05-	566 HF*	684 HF		▲	▲												
	650 Roadster V1.6	01-	566 HF	684 HF		▲	▲	▲											
	800 B-805	02-	566 HS*			△		△											
	800 Roadster V2	00-	566 HF*	684 HF		▲	▲	▲											
	800 S-805	03-	566 HS*			△		△											
SANGLAS																			
	400 Y	79- 80	519 HF*	519 HF		△	△												
	500 S2	79- 80	519 HF*	519 HF		△	△												
SCORPA																			
SY	115 F Trial	06-	802 HF	803 HF		▲	▲												
TY-S	115 F Trial	06-	559 HF	803 HF		▲	▲												
SY	125 F Trial	06-	802 HF	803 HF		▲	▲												
TY-S	125 F Trial	06-	559 HF	803 HF		▲	▲												
	250 T-Ride	08-	859 HF	773 HF		△	△												
SY	250 F Trial	06-	802 HF	803 HF		▲	▲												
SY	250 Trial	00-	802 HF	803 HF		△	△												
SHE-LUNG																			
	50 Falcon	97-	111 HF			△					△								
	50 Racer	96-	114 HF			△					△								
	125 Mars	97-	111 CT			△					△								
SHERCO																			
	AJP Caliper incl. pin/spring		188 HF			△													
	50 Supermotard, Enduro	02- 06	148 HF	105 HF		▲	▲				△	△							

ALWAYS choose quality as "RECOMMENDED" / Choisissez TOUJOURS la qualité "RECOMMANDÉE".

* = 2 sets required / 2 jeux pour l'Avant.

△ = Available quality / Qualité disponible. ▲ = Available quality mit ABE / Qualité disponible avec ABE.

▲ = Mit ABE vorne und hinten. TÜV-Abnahme entfällt (gilt nur für Scheibenbremsbeläge).


RECOMMENDED

 1xx = Scooter Pads
 5xx = Street, Off Road & Racing Pads
 2xxx = Brake Shoes

STREET
STREET EXCEL
CARBON TECH
MAXI SINTER
OFF ROAD
RACING OFF ROAD
RACING ROAD RACING

			HF	HF	HS	LS	CT	CT	MS	MS	SI	SI	RSI	RSI	DC	RS	
SHERCO																	
SE	50 Enduro	07-	168 HF	167 HF	▲	▲		△	△								
SM	50 Supermotard	07-	168 HF	167 HF	▲	▲		△	△								
	80 0.8	01-	559 HF	559 HF	▲	▲											
	125	02-	817 HF	559 HF	▲	▲											
	125 City Corp 4T Enduro	03-	817 HF	559 HF	▲	▲											
	125 City Corp 4T SM	03-	817 HF	559 HF	▲	▲											
SE	125 1.25F	10-	774 HF	773 HF	▲	▲											
ST	125 1.25	01- 05	559 HF	559 HF	▲	▲											
ST	125 1.25	06-	802 HF	803 HF	▲	▲											
ST	200 2.0	01-	559 HF	559 HF	▲	▲											
SE	250 2.5i Enduro	06-	671 SI	790 SI	▲						▲	▲	△	△			
ST	250	99- 00	559 RSI	559 RSI	▲	▲							△	△			
ST	250 2.5	01-	802 HF	803 HF	▲	▲											
SX	250 2.5i-F	09-	671 RSI	790 RSI	▲						▲	▲	△	△			
ST	290 2.9	01-	802 HF	803 HF	▲	▲											
SE	300 3.0i-F	10-	671 SI	790 SI	▲						▲	▲	△	△			
ST	320 3.2F	05-	802 HF	803 HF	▲	▲											
SE	450 4.5i Enduro	04	671 SI	604 SI	▲	▲					▲	▲	△	△			
SE	450 4.5i Enduro	05-	671 SI	790 SI	▲						▲	▲	△	△			
SM	450 4.5i Supermotard	06-	762 RS	790 RSI	▲		▲				▲	▲	△	△			△
SE	510 5.1i Enduro	06-	671 SI	790 SI	▲						▲	▲	△	△			
SIAM																	
	50 Falcon	97-	123 HF		△			△									
	50 Mat	97-	102 HF		△			△									
	50 Scross	97-	123 HF		△			△									
	100 Mat	97-	102 HF		△			△									
SIAMOTO																	
	50 Birdie	02-	111 HF		△			△									
	125 BD, KD	02-	148 CT		△			△									
SIMSON																	
	50 Habict CX	01-	519 HF		△												
	50 Spatz	99-	138 HF		▲			△									
	50 Sperber	99-	138 HF		▲			△									
	50 Star	99-	138 HF		▲			△									
	80 IFA	89	519 HF		▲						▲		△				
SR	80 -2 CE		519 HF		△												
S	83 CX		519 HF		△												
S	83 OR		519 HF		△												
	125	01-	588 HF	684 HF	△	△											
	125 RS	01-	588 HF	684 HF	△	△											
	125 Schikra	99-	108 CT	138 CT	▲	▲		△	△	▲							
	125 SM	01-	652 HF	559 HF	▲	▲											
	125 Star	99-	105 CT		△			△									
SMC																	
	50 Easy Rider	97-	102 HF	2028	△			△									
SULA																	
	50 City Bird	99-	111 HF	2028	△			△									
	50 Thunder Bird	99-	101 HF*	2028	△			△									
	100 Thunder Bird	99-	101 HF*	2028	△			△									
	125 Thunder Bird	99-	101 CT	2028	△			△									
SUZUKI																	
	AJP Caliper incl. pin/spring		188 HF		△												
RE	5M, A	75-	503 HF	2098	△												
	50 Lido Scooter	89-	2181	2181													
	50 Wolf	89-	546 HF	2103	△												
A	50	71- 76	2015	2015													
AC	50 DX	81-	516 HF	2015	△												
AC	50 RG, ZR, Z1	79-	516 HF	2015	△												
AE	50 R/L	88-	101 HF		△			△									
AH	50 Adress	92- 95	101 HF	2181	▲			△									
AJ	50 Sepia	92-	102 HF	2181	△			△									
AN	50	95	122 HF		△			△									
AP	50	75- 78	2015	2015													
AP	50	95-	114 HF	2015	▲			△									
AY	50 , Katana	96-	105 HF	2181	▲			△									
AY	50 , Katana	96-	114 HF	2181	▲			△									

ALWAYS choose quality as **“RECOMMENDED”** / Choisissez **TOUJOURS** la qualité **“RECOMMANDÉE”**.

* = 2 sets required / 2 jeux pour l'Avant.

△ = Available quality / Qualité disponible. ▲ = Available quality mit ABE / Qualité disponible avec ABE.

▲ = Mit ABE vorne und hinten. TÜV-Abnahme entfällt (gilt nur für Scheibenbremsbeläge).



RECOMMENDED

1xx = Scooter Pads
5xx = Street, Off Road & Racing Pads
2xxx = Brake Shoes



STREET

HF HF



STREET EXCEL

HS LS



CARBON TECH

CT CT



MAXI SINTER

MS MS



OFF ROAD

SI SI



RACING OFF ROAD

RSI RSI



RACING ROAD RACING

DC RS



SUZUKI

				HF	HF	HS	LS	CT	CT	MS	MS	SI	SI	RSI	RSI	DC	RS
AY	50 W	00-	123 HF	105 HF	▲	▲		△	△								
AY	50 WR	00-	123 HF	105 HF	▲	▲		△	△								
CC	50 Tune	92-	544 HF		△												
CL	50 D, Suzi, Love	83-	2101	2020													
CP	50	85-	101 HF		▲			△									
CP	50 CHF	85-	2181	2181													
CR	50 DC	87-	101 HF		△			△									
CS	50 D, Z, Roadie	83	2020	2020													
DR	50 Big	89-	559 HF		△												
F	50	71- 73	2015	2015													
FA	50	80- 91	2101	2101													
FR	50	74- 81	2015	2015													
FS	50 T, X, Snip	80- 81	2101	2101													
FZ	50 D, N, T, X, Z	79- 83	2094	2094													
GSXR	50	87-	135 HF	2017	△			△									
GT	50 K, KB	77- 80	516 HF	2015	△												
JR	50	89- 07	2020	2020													
LT	50 E-K	84- 02		2020													
LT-A	50 Quadmaster	01-	2101	2017													
OR	50 E	80-	135 HF	2017	△			△									
OR	50 N	79	2015	2015													
OR	50 T	80	2017	2017													
PV	50		2014	2014													
RB	50 H	87	546 HF	2015	△												
RG	50 GAG	87-	135 HF	2103	△			△									
RG	50 Gamma	90-	135 HF	2103	△			△									
RM	50 C, N, T	78- 80	2015	2015													
RM	50 M, A	75- 76	503 HF	2015	△												
RM	50 X, Z	81- 82	2017	2017													
RME	50	10-		777 HF		△											
RMX	50	00-	105 HF	105 HF	△	△		△	△								
RV	50 , P		2015	2015													
S	50 K	93-	2103	2094													
SMX	50 Super Motard	00-	105 HF	105 HF	△	△		△	△								
TR	50 Street Magic	97-	122 HF	2188	▲			△									
TS	50 ERA		2015	2015													
TS	50 ERK, T, X, Z, D	80- 83	2015	2017													
TS	50 ERZ1	80- 83	2017	2017													
TS	50 KN	79	2015	2015													
TS	50 XKE, XKG, XKH, XKJ, XA	84- 02	2103	2094													
TSW	50	91	2103	2094													
TV	50 Wolf	89-	135 HF	2103	△			△									
UF	50 Estilete	00-	105 HF	2181	▲			△									
UX	50 W Zillion	99-	105 HF	2181	▲			△									
X-1	50	79-	516 HF	2015	▲												
ZR	50 SAPX,SKX,SLK	81- 87	135 HF	2017	▲			△									
ZZ	50 Scooter	92-	101 HF	2181	△			△									
RM	60	03-	2093	2093													
RM	65	03-	752 RSI	592 RSI		▲							▲	▲	△	△	
DR-Z	70	08-	2010	2010													
FR	70	74- 76	2015	2015													
LIDO	75 Style		544 HF	2181	△												
AH	80 Adress, V, Tune	88-	101 HF	2181	△			△									
AH	80 Scooter	92-	102 HF	2181	△			△									
CP	80	85- 93	2181	2181													
CS	80 CD	83-	2094	2094													
DS	80	80- 96	2017	2017													
FR	80 M, B, N, X, Z, D	76- 83	2015	2015													
GT	80 L/C	81-	546 HF	2015	▲												
JR	80	01-	2017	2017													
LT	80 H-K6	87- 06	2101	2104													
RG	80	85-	587 HF	2014	▲												
RG	80 Gamma	- 87	546 HF		▲												
RG	80 Gamma	88- 93	587 HF	2014	▲												
RM	80	96- 01	702 RSI	544 RSI	▲	▲						▲	▲	△	△		
RM	80 B, C, N	77- 79	2015	2015													
RM	80 G,H,J,K	86- 89	548 HF	2182	△												
RM	80 HD, HE, HF	83- 85	2014	2017													
RM	80 L,M,N,P,R,S	90- 95	548 HF	544 SI	△	△							△		△		
RM	80 T,XT,XX	80- 81	2017	2017													
RM	80 Z,D,E,F	82- 85	2022	2182													
RT	80		2015	2015													

ALWAYS choose quality as **"RECOMMENDED"** / Choisissez **TOUJOURS** la qualité **"RECOMMANDÉE"**.

* = 2 sets required / 2 jeux pour l'Avant.

△ = Available quality / Qualité disponible. ▲ = Available quality mit ABE / Qualité disponible avec ABE.

▲ = Mit ABE vorne und hinten. TÜV-Abnahme entfällt (gilt nur für Scheibenbremsbeläge).



RECOMMENDED

1xx = Scooter Pads
5xx = Street, Off Road & Racing Pads
2xxx = Brake Shoes

STREET



STREET EXCEL



CARBON TECH



MAXI SINTER



OFF ROAD



RACING OFF ROAD



RACING ROAD RACING



SUZUKI					HF	HF	HS	LS	CT	CT	MS	MS	SI	SI	RSI	RSI	DC	RS
TS	80 ER			2017														
TS	80 X	84-	2103	2094														
ZZ	80 Sepia	90-	544 HF		△													
RM	85 , L	02- 04	702 RSI	544 RSI	▲	▲								▲	▲	△	△	
RM	85 , L	05-	726 RSI	820 RSI										▲	▲	△	△	
RV	90		2015	2015														
TS	90	71- 73	2015	2014														
A	100 all models	74- 80	2014	2015														
ACC	100	70- 72	2014	2014														
AH	100 V Adress	91- 94	101 HF	2181	▲				△									
AH	100 V Adress	95-	122 HF		△				△									
ASS	100	69- 71	2014	2015														
GP	100 C	78- 81	538 HF	2015	△													
GP	100 UN, UX, UD	79- 92	2014	2015														
GT	100	78-	503 HF		△													
RM	100	03-	726 RSI	592 RSI		▲								▲	▲	△	△	
RM	100 A, B, C	76- 78	2015	2014														
RM	100 N, T, X	79- 81	2015	2103														
TS	100 A, B, C, E	75- 81	2014	2014														
TS	100 E	82- 87	2014	2017														
TS	100 K, L, M	73- 75	2015	2014														
	110 Smash	03-	2015	2015														
DR-Z	110	02-	2093	2015														
FX	110 Shogun		2015	2015														
UG	110 Hokuto	00-	122 HF	2188	△				△									
TRS	118	82- 83	546 HF		▲									▲		△		
B	120	71- 77	2014	2014														
	125 Vecstar	94-	122 CT	2181	△				△									
AH	125 V Adress	95-	122 HF		△				△									
AN	125 R	94-	122 CT	2181	▲				△									
CS	125 D	83-	2015	2015														
DR	125	86- 90	536 HF	2014	△									△		△		
DR	125	91- 95	536 HF	2014	▲									▲		△		
DR	125	96- 02	536 HF	2014	▲									▲		△		
DR	125 SM	08-	694 HF	790 HF	▲	▲												
DR	125 SZ, SD, SE	82- 84	2014	2014														
DR-Z	125 K	03-	2017	2017														
DR-Z	125 L	03-	702 HF	2017	▲									▲				
EN	125	05-	611 HF	2014	▲													
GN	125	05-	585 HF	2014	▲													
GN	125 E M-T	91- 04	546 HF	2014	▲													
GN	125 Z, E	82- 90	585 HF	2014	▲													
GP	125 all models	77- 84	524 HF	2014	△													
GP	125 C (Norway)	78	538 HF	2014	△													
GS	125 E, Katana	90- 94	585 HF	2014	△													
GS	125 ESD	83- 94	585 HF	2014	△													
GS	125 ESZ	82-	546 HF	2014	△													
GS	125 Z, D	82- 84	2014	2014														
GT	125 A, B, C, L, M	75- 78	503 HF	2014	△													
GT	125 C, EC, N, E	78- 82	515 HF	2014	△													
GT	125 T, ET	80-	546 HF	2014	△													
GX	125 R	88-	536 HF	2014	△													
GZ	125 Marauder	00- 02	581 HF	2014	▲													
GZ	125 Marauder	03-	581 HF	2014	▲													
LIDO	125 Vario Scooter	90-	101 CT	2181	△				△									
LT	125 D	83		2107														
LT	125 E-H	84- 87		2016														
RG	125	79-	515 HF	2014	△													
RG	125 F, Gamma	92- 96	631 HF	635 HF	△	△												
RG	125 Gamma	85- 90	587 HF	2014	△													
RG	125 Wolf	92- 94	597 HF	556 HF	△	△												
RH	125 X	87	536 HF		▲									▲		△		
RM	125	05-	694 RSI	604 RSI	▲	▲								▲	▲	△	△	
RM	125 E	84	2108	2102														
RM	125 F,G	85- 86	581 HF	2102	△													
RM	125 H	87	611 SI	2102	▲									▲		△		
RM	125 J	88	611 RSI	584 RSI	▲	▲								▲	▲	△	△	
RM	125 K,L	89- 90	611 RSI	632 RSI	▲	▲								▲	▲	△	△	
RM	125 M, A, B, C	75- 78	2014	2014														
RM	125 M,N,P,R,S	91- 95	611 RSI	648 RSI	▲	▲								▲	▲	△	△	
RM	125 N, T	79- 80	2014	2103														
RM	125 T-K	96- 04	694 RSI	604 RSI	▲	▲								▲	▲	△	△	

ALWAYS choose quality as "RECOMMENDED" / Choisissez TOUJOURS la qualité "RECOMMANDÉE".

* = 2 sets required / 2 jeux pour l'Avant.

△ = Available quality / Qualité disponible. ▲ = Available quality mit ABE / Qualité disponible avec ABE.

▲ = Mit ABE vorne und hinten. TÜV-Abnahme entfällt (gilt nur für Scheibenbremsbeläge).



RECOMMENDED

1xx = Scooter Pads
5xx = Street, Off Road & Racing Pads
2xxx = Brake Shoes



STREET



STREET EXCEL



CARBON TECH



MAXI SINTER



OFF ROAD



RACING OFF ROAD



RACING ROAD RACING



SUZUKI

					HF	HF	HS	LS	CT	CT	MS	MS	SI	SI	RSI	RSI	DC	RS
RM	125 X, Z, D	81 - 83	2014	2102														
RV	125 VanVan	03 -	705 HF		▲													
SP	125 G,H,J	86 - 88	536 HF	2014	▲								▲		△			
SP	125 Z,D	82 - 83	2014	2014														
SX	125 R	85 -	536 HF		△													
TR	125	83 -	546 HF		▲									▲		△		
TS	125	73 - 81	2014	2014														
TS	125 ERZ	82	2014	2017														
TS	125 K	72	2015	2014														
TS	125 N	84 -	2014	2014														
TS	125 R	89 - 96	611 HF	632 HF	▲	▲							▲	▲	△	△		
TS	125 X	85 - 89	536 HF	2103	▲									▲		△		
TS	125 XE	84	2014															
TU	125 XT	99 -	546 HF	2183	▲													
UC	125 Epicuro	99 -	122 CT	2202	▲					△								
UE	125	01 -	101 CT		▲					△								
UH	125 Burgman	02 - 06	151 CT	157 CT	▲	▲				△	△	▲	▲					
UH	125 Burgman	07 -	192 CT	196 CT	▲	▲				△	△	▲						
UX	125 SIXteen	08 -	192 CT	196 CT	▲	▲				△	△	▲						
VL	125 Intruder LC	00 - 01	581 HF		▲													
VL	125 Intruder LC	02 -	581 HF		▲													
X4	125 , X3E		546 HF	2014	△													
AN	150	98 -	122 CT	2181	△					△								
UC	150 Epicuro	99 -	122 CT	2202	△					△								
UE	150 CT	02 -	101 CT		▲					△								
UH	150 Burgman	04 - 06	151 CT	157 CT	△	△				△	△	△	△					
UX	150 SIXteen	08 -	192 CT	196 CT	▲	▲				△	△	▲						
LT	160 EK, EL, EM, EN	89 - 92	2181	2016														
PE	175 Z	82 -	2104															
GT	185 A, B, C, EC	75 - 77	503 HF	2014	▲													
GT	185 L, M, K	75 - 77	503 HF	2014	▲													
LT	185 E-H	84 - 87		2016														
RG	185	75 - 77	503 HF		△													
TS	185	74 - 81	2014	2014														
	200 Wolf	92 -	597 HF	635 HF	△	△												
DR	200 G,H,J	86 - 88	536 HF	2014	▲								▲		△			
DR	200 SE	96 -	536 HF	2014	△								△		△			
DR	200 T	96	536 HF	2014	▲								▲		△			
GT	200 X5 (Nien)	79 - 82	515 HF	2014	△													
RG	200 Gamma	91 -	631 HS	635 LS	△	△	△	△										
SB	200 N, X	79 - 81	2016	2014														
SP	200 G,H,J	86 - 88	536 HF	2014	△									△		△		
SX	200 R	85 -	536 HF	2014	△													
TS	200 R	90 - 94	611 HF	632 HF	▲	▲							▲	▲	△	△		
UH	200	07 -	192 CT		▲					△		▲						
UH	200 Burgman	07 -	192 CT	196 CT	▲	▲				△	△	▲						
XS	200 EN	79 -	515 HF	2014	△													
LT	230 EH-EP	86 - 93	591 SI*	592 SI	△	△								△	△	△	△	
LT	230 GEF, GEG	85 - 86	2051	2016														
LT	230 SF-SJ	85 - 88	591 SI*	584 SI	△	△								△	△	△	△	
LT-F	230 G, H	86 - 87	2051	2016														
ET	240	86 -	546 HF		▲									▲		△		
RH	240 X	87 -	536 HF		▲									▲		△		
TS	240 X	85 -	536 HF	2103	▲									▲		△		
	250 Across	90 -	597 HF	556 HF	△	△												
	250 Bandit	90 - 96	597 HS	556 LS	△	△	△	△										
	250 Cobra	90 -	631 HS	556 LS	△	△	△	△										
	250 Djebel	93 -	597 HF	632 HF	△	△												
	250 Impulse	95	627 HS*		△		△											
	250 Sky Wave Type II	98 -	146 MS*	125 MS	△	△				△	△	△	△					
	250 Vecstar	94 -	122 CT	2181	△					△								
	250 Wolf	90 -	631 HS	556 LS	△	△	△	△										
AN	250 Burgman	98 - 03	146 MS	125 MS	▲	▲				△	△	▲	▲					
AN	250 Burgman	04 - 06	146 MS	174 MS	△	△				△	△	△	△					
DR	250 F	85	536 HF	2014	▲									▲		△		
DR	250 L,M,N,EPER,ES	90 - 95	611 HF	632 HF	▲	▲							▲	▲	△	△		
DR	250 S	86 - 89	536 HF	2014	▲								▲		△			
DR	250 SL,SM,SN,SEP,SER,SES	90 - 95	611 HF	632 HF	▲	▲							▲	▲	△	△		
DR	250 Z,D	82 - 83	2014	2014														
DR-Z	250	01 -	694 SI	648 SI	▲	▲							▲	▲	△	△		
GF	250 S	88 -	578 HF*	556 HF	△	△												
GN	250	86 - 97	533 HF	2018	▲													

ALWAYS choose quality as **“RECOMMENDED”** / Choisissez **TOUJOURS** la qualité **“RECOMMANDÉE”**.

* = 2 sets required / 2 jeux pour l'Avant.

△ = Available quality / Qualité disponible. ▲ = Available quality mit ABE / Qualité disponible avec ABE.

▲ = Mit ABE vorne und hinten. TÜV-Abnahme entfällt (gilt nur für Scheibenbremsbeläge).



RECOMMENDED

1xx = Scooter Pads
5xx = Street, Off Road & Racing Pads
2xxx = Brake Shoes

STREET



STREET EXCEL



CARBON TECH



MAXI SINTER



OFF ROAD



RACING OFF ROAD



RACING ROAD RACING



SUZUKI			1xx	5xx	2xxx	HF	HF	HS	LS	CT	CT	MS	MS	SI	SI	RSI	RSI	DC	RS	
GNX	250 E	82-	533 HF	2018		▲														
GS	250 T, L	80- 82	533 HF	2018		△														
GSF	250 VS, S Bandit	95-	705 HS					△												
GSX	250	80- 81	533 HF	2018		▲														
GSX	250	81- 82	533 HF	512 HF		▲	▲													
GSX	250 E	85-	534 HF	2018		▲														
GSX	250 S	86-	534 HF*	512 HF		△	△													
GSX	250 S, Katana	91-	597 HS	556 LS		△	△	△	△											
GSX-R	250	88- 89	577 HF*	556 HF		△	△													
GSX-R	250 R	89-	631 HS*	556 LS		△	△	△	△										△	△
GT	250	73- 78	503 HF	2097		▲														
GT	250	78- 81	515 HF	2018		▲														
GZ	250 Marauder	00-	581 HF	2014		▲														
LT	250 EFF, EFG	85- 86	2051	2098																
LT	250 RF-RH	85- 87	591 SI*	584 SI		△	△							△	△	△	△			
LT	250 RJ-RR	88- 94	591 SI*	649 SI		△	△							△	△	△	△			
LT	250 SK, SL	89- 90	591 SI*	592 SI		△	△							△	△	△	△			
LT-F	250 4WD V, W Quadrunner	97- 98	2053	2098																
LT-F	250 J-K1	88- 01	2053	2110																
LT-F	250 Ozark	03-	536 SI*			▲								▲		△				
LT-Z	250 Quad Sport	04-	536 SI*			▲								▲		△				
NZ	250 S	86-	546 HF	2183		△														
RG	250	83- 84	556 HF	556 HF		△	△													
RG	250 E	78- 82	515 HF			△														
RG	250 Gamma	84- 88	578 HF*	556 HF		▲	▲													
RGV	250	88	624 HS*	556 LS		△	△	△	△											
RGV	250	93- 95	631 HF*	615 HF		▲	▲													△
RGV	250 Gamma, M	91- 92	631 HF*	615 HF		▲	▲													△
RGV	250 K	89- 90	631 HF*	556 HF		▲	▲													△
RH	250	85-	536 HF			▲									▲		△			
RM	250	05-	694 RSI	604 RSI		▲	▲								▲	▲	△	△		
RM	250 A,B,C	76- 78	2014	2016																
RM	250 D	83	2108	2102																
RM	250 E	84	2108	2104																
RM	250 F	85	581 HF	2104		△														
RM	250 G	86	582 HF	2104		△														
RM	250 H, J	87- 88	611 RSI	584 RSI		▲	▲							▲	▲	△	△			
RM	250 K,L	89- 90	611 RSI	632 RSI		▲	▲							▲	▲	△	△			
RM	250 M,N,P,R,S	91- 95	611 RSI	648 RSI		▲	▲							▲	▲	△	△			
RM	250 N	79	2016																	
RM	250 T	80	2104																	
RM	250 T-K	96- 04	694 RSI	604 RSI		▲	▲								▲	▲	△	△		
RM	250 X,Z	81- 82	2107	2102																
RMX	250 K,L,M,N,P,R,S	89- 95	611 RSI	648 RSI		▲	▲								▲	▲	△	△		
RMX	250 T-W	96- 98	694 RSI	648 RSI		▲	▲								▲	▲	△	△		
RMX	250 X-K1	99-	694 SI	604 SI		▲	▲								▲	▲	△	△		
RM-Z	250	04- 06	694 RSI	790 RSI		▲									▲	▲	△	△		
RM-Z	250	07- 09	694 RSI	790 RSI		▲									▲	▲	△	△		
RM-Z	250 Efi	10-	694 RSI	790 RSI		△									△	△	△	△		
SP	250 F	85	536 HF	2014		▲									▲		△			
SW1	250	92-	597 HS	2018		△		△												
TS	250	74- 82	2016	2016																
TS	250 X	85- 89	536 HF	2016		▲									▲		△			
TU	250 X Super Classic	97-	581 HF	2014		△														
TV	250 J	88	631 HF	556 HF		△	△													
VL	250 Intruder	00-	581 HF	2014		▲														
GS	300 LD, LF, LZ	82- 85		2018																
LT	300 EH-EK	87- 89	2051	2098																
LT-F	300	88- 90	2051	2052																
LT-F	300 King Quad	91- 01		2052																
LT-F	300 King Quad Left/Rear	02-	611 SI	2052		▲									▲		△			
LT-F	300 King Quad Right	02-	638 SI			▲									▲		△			
RL	325		2015	2014																
	350 Goose	92-	631 HF	556 HF		△	△													
DR	350 L,M,N,P,R,S	90- 99	611 HF	648 HF		▲	▲								▲	▲	△	△		
DR	350 S,SH,SL,SM,SN,SP,SR,SE	90- 96	611 HF	648 HF		▲	▲								▲	▲	△	△		
DR	350 V, W, X	97-	694 SI	648 SI		▲	▲								▲	▲	△	△		
SP	370 C, N	77- 80	2016	2016																
GT	380 A, B, K, L, M	73- 77	503 HF	2097		▲														
GT	380 B (Asco)	77	515 HF	2097		▲														
AN	400 Burgman	99- 00	146 MS	125 MS		▲	▲			△	△	▲	▲							
AN	400 Burgman	01- 06	146 MS	174 MS		▲	▲			△	△	▲	▲							

ALWAYS choose quality as "RECOMMENDED" / Choisissez TOUJOURS la qualité "RECOMMANDÉE".

* = 2 sets required / 2 jeux pour l'Avant.

△ = Available quality / Qualité disponible. ▲ = Available quality mit ABE / Qualité disponible avec ABE.

▲ = Mit ABE vorne und hinten. TÜV-Abnahme entfällt (gilt nur für Scheibenbremsbeläge).



RECOMMENDED

1xx = Scooter Pads
5xx = Street, Off Road & Racing Pads
2xxx = Brake Shoes

STREET

STREET EXCEL

CARBON TECH

MAXI SINTER

OFF ROAD

RACING OFF ROAD

RACING ROAD RACING



HS

LS

CT

MS

SI

RSI

DC

RS

SUZUKI

				HF	HF	HS	LS	CT	CT	MS	MS	SI	SI	RSI	RSI	DC	RS
AN	400 Burgman Left/Rear	07-	197 MS	182 MS	▲	▲			△	△	▲	▲					
AN	400 Burgman Right	07-	134 MS		▲				△		▲						
DR	400 ST, SX	79- 81	2016	2016													
DR-Z	400 S /E	00-	694 HF	604 HF	▲	▲							▲	▲	△	△	
DR-Z	400 SM	05-	694 RSI	604 RSI	▲	▲							▲	▲	△	△	
GN	400 T, TZ, X, XX, TT	80-	533 HF	2018	△												
GS	400	77- 78	511 HF	2097	▲												
GS	400	78-	515 HF	2097	▲												
GSF	400 Bandit	91- 92	597 HS*	556 LS	▲	▲	▲	▲									
GSF	400 Bandit	93- 97	631 HS*	556 LS	▲	▲	▲	▲									
GSF	400 Bandit	94- 97	705 HS*		▲		▲										
GSX	400	81- 83	533 HF	2097	▲												
GSX	400 E, S	85-	534 HF	2097	▲												
GSX	400 EFX	82	546 HF	2018	△												
GSX	400 F	81-	533 HF*	512 HF	▲	▲											
GSX	400 F	89-	620 HF*	556 HF	▲	▲											
GSX	400 FD	83	546 HF	512 HF	△	△											
GSX	400 FWS	83	556 HF*	556 HF	△	△											
GSX	400 FWS	86-	534 HF*	512 HF	△	△											
GSX	400 FX, FZ	81- 82	546 HF	512 HF	△	△											
GSX	400 Impulse	94- 96	627 HS*	556 LS	△	△	△	△									
GSX	400 S, Katana	83-	546 HF	2097	△												
GSX	400 S, Katana	92-	631 HS*	556 LS	▲	▲	▲	▲									
GSX	400 S, L	80-	533 HF	2018	▲												
GSX	400 X	86-	577 HF*	556 HF	△	△											
GSX-R	400	87	577 HF*	556 HF	△	△											
GSX-R	400	88- 89	631 HF*	556 HF	△	△											
GSX-R	400 F	85- 86	578 HF*	556 HF	△	△											
GSX-R	400 R	90- 95	624 HS*	556 LS	△	△	△	△									
KLT-A	400 King Quad Left	08-	835 SI										△		△		
KLT-A	400 King Quad Right	08-	836 SI										△		△		
KLT-F	400 King Quad Left	08-	835 SI										△		△		
KLT-F	400 King Quad Right	08-	836 SI										△		△		
LS	400 Savage	87-	581 HF	2018	△												
LT-A	400 Eiger 2WD/4WD	02- 07	536 SI*	2018	▲								▲		△		
LT-A	400 King Quad Left	08-	835 SI										△		△		
LT-A	400 King Quad Right	08-	836 SI										△		△		
LT-F	400 Eiger 2WD/4WD	02-	536 SI*	2018	▲								▲		△		
LT-F	400 King Quad Left	08-	835 SI										△		△		
LT-F	400 King Quad Right	08-	836 SI										△		△		
LT-Z	400 Quad Sport	02-	592 SI*	649 SI	▲	▲							▲	▲	△	△	
PE	400 T, X	79- 81	2016	2016													
RF	400 RVC	93- 97	627 HS	556 LS	△	△	△	△									
RM	400 C	78	2014	2016													
RM	400 N	79	2016														
RM	400 T	80	2104														
SP	400 T	80-	2016	2016													
GS	425 LN	80-	515 HF	2018	△												
GS	425 N, EN	79- 80	511 HF	2018	△												
GS	450 E	90-	597 HS	597 LS	▲	▲	▲	▲									
GS	450 E, S, L	80- 83	533 HF	2018	▲												
GS	450 L	85-	534 HF	2018	▲												
GS	450 S	86	546 HF*	512 HF	▲	▲											
LT-A	450 King Quad Left	08-	835 SI										△		△		
LT-A	450 King Quad Right	08-	836 SI										△		△		
LT-R	450 Left/Rear	06-	611 SI	649 SI	▲	▲							▲	▲	△	△	
LT-R	450 Right	06-	638 SI		▲								▲		△		
RMX	450 Z Efi	10-	694 RSI	790 RSI	△								△	△	△	△	
RM-Z	450	05- 07	694 RSI	790 RSI	▲								▲	▲	△	△	
RM-Z	450 Efi	08-	694 RSI	790 RSI	▲								▲	▲	△	△	
RM	465 X, Z	81- 82	2107	2014													
DR	500 S	89-	582 HF	2014	△												
DR	500 S, SA	83- 88	2016	2016													
GS	500	04-	704 HS	556 HF	▲	▲	▲	▲									
GS	500 E	80- 81	515 HF	512 HF	▲	▲											
GS	500 E	89- 95	597 HS	556 LS	▲	▲	▲	▲									
GS	500 E	96- 03	704 HS	556 LS	▲	▲	▲	▲									
GS	500 E (Austria)	78- 79	515 HF*	512 HF	△	△											
GS	500 E (Austria)	81- 82	534 HF*	512 HF	△	△											
GS	500 F	04-	704 HS	556 HF	▲	▲	▲	▲									
GS	500 M	81-	534 HF*	512 HF	△	△											
GSX	500 E	83-	556 HF*	556 HF	△	△											

ALWAYS choose quality as **“RECOMMENDED”** / Choisissez **TOUJOURS** la qualité **“RECOMMANDÉE”**.

* = 2 sets required / 2 jeux pour l'Avant.

△ = Available quality / Qualité disponible. ▲ = Available quality mit ABE / Qualité disponible avec ABE.

▲ = Mit ABE vorne und hinten. TÜV-Abnahme entfällt (gilt nur für Scheibenbremsbeläge).



RECOMMENDED

1xx = Scooter Pads
5xx = Street, Off Road & Racing Pads
2xxx = Brake Shoes

STREET

STREET EXCEL

CARBON TECH

MAXI SINTER

OFF ROAD

RACING OFF ROAD

RACING ROAD RACING

SUZUKI																		
			HF	HF	HS	LS	CT	CT	MS	MS	SI	SI	RSI	RSI	DC	RS		
GT	500 A, B	75 - 77	503 HF	2098	△													
GT	500 K, L, M	73 - 75	515 HF	2098	△													
LT	500 RH-RR	87 - 95	591 SI*	649 SI	▲	▲					▲	▲	△	△				
LT-A	500 F Vinson	02 -	536 SI*		▲						▲		△					
LT-A	500 FY Quadmaster Left	00 -	611 SI		▲						▲		△					
LT-A	500 FY Quadmaster Right	00 -	638 SI		▲						▲		△					
LT-A	500 King Quad Left	11 -	835 SI								△		△					
LT-A	500 King Quad Right	11 -	836 SI								△		△					
LT-F	500 F Left	98 -	638 SI		▲						▲		△					
LT-F	500 F Right	98 -	611 SI		▲						▲		△					
RG	500	85 - 87	577 HF*	556 HF	▲	▲												
RG	500 Gamma	85 -	577 HF*	556 HF	△	△												
RM	500	85 - 86	581 HF	2014	△													
RM	500 D, E	83 - 84	2108															
RM	500 H	87 -	611 RSI	592 RSI	▲	▲							▲	▲	△	△		
GS	550 B	- 77	515 HF*	2099	△													
GS	550 DB, DC	77 - 78	515 HF*	512 HF	△	△												
GS	550 E	78 - 79	515 HF*	512 HF	▲	▲												
GS	550 E, L, T	80 - 84	534 HF*	512 HF	▲	▲												
GS	550 ED, ESD, LD	83 -	556 HF	556 HF	△	△												
GS	550 EM	81 - 84	534 HF*	512 HF	▲	▲												
GSX	550 ED	83 - 84	556 HF*	556 HF	△	△												
GSX	550 ES, EF	84 - 87	556 HF*	556 HF	▲	▲												
GT	550 A, B	78 -	515 HF	2099	△													
GT	550 A, K, L, M	73 - 77	503 HF	2098	△													
DR	600 R Djebel	86 - 88	582 HF	2014	▲													
DR	600 RK Djebel	89	626 HF	635 HF	▲	▲												
DR	600 S Dakar	85 - 87	582 HF	2014	▲													
GSF	600 Bandit / S Bandit Left/Rear	00 - 04	705 HS	556 LS	▲	▲	▲	▲										
GSF	600 Bandit / S Bandit Right	00 - 04	704 HS		▲		▲	▲										
GSF	600 N, S Bandit	95 - 99	627 HS*	556 LS	▲	▲	▲	▲										
GSR	600	06 -	631 HS*	833 LS	▲	▲	▲	▲										
GSX	600 FJ-FK Katana	88 - 89	620 HF*	556 HF	▲	▲												
GSX	600 FL-FV Katana	90 - 97	620 HS*	556 LS	▲	▲	▲	▲										
GSX	600 FW Left/Rear	98 -	705 HS	556 LS	▲	▲	▲	▲										
GSX	600 FW Right	98 -	704 HS		▲		▲	▲										
GSX-R	600	97 - 00	631 HS*	556 LS	▲	▲	▲	▲								△	△	
GSX-R	600	01 - 03	631 HS*	556 LS	▲	▲	▲	▲								△	△	
GSX-R	600 (Rad.cal)	04 - 05	806 HS*	765 LS			▲	▲								△	△	
GSX-R	600 (Rad.cal)	06 - 10	806 HS*	833 LS		▲	▲	▲								△	△	
GSX-R	600 (Rad.cal)	11 -	841 HS*	834 LS		△	△	△								△	△	
RF	600 R	93 - 96	627 HS*	556 LS	▲	▲	▲	▲										
SP	600 F	85 - 87	582 HF	2014	△													
VS	600 GL Intruder	97 -	577 HS	2052	▲		▲											
AN	650 A Burgman Executive	04 -	183 MS*	182 MS	△	△			△	△	△	△						
AN	650 Burgman	02 -	183 MS*	182 MS	▲	▲			△	△	▲	▲						
DL	650 V-Strom Left/Rear	04 -	705 HS	657 LS	▲	▲	▲	▲										
DL	650 V-Strom Right	04 -	704 HS		▲		▲	▲										
DR	650 R	92	626 HS	635 LS	▲	▲	▲	▲										
DR	650 RS, RSE	90 - 95	626 HS	635 LS	▲	▲	▲	▲										
DR	650 SE T-W	96 -	694 HF	648 HF	▲	▲					▲	▲	△	△				
DR	650 SL,SM,SN,SP,SR,SS	90 - 95	626 HS	635 LS	▲	▲	▲	▲										
GR	650	83 -	534 HF*	512 HF	▲	▲												
GR	650 X	83 -	534 HF	2018	▲													
GS	650	81 - 83	534 HF*	512 HF	△	△												
GS	650 G	83 -	534 HF*	512 HF	▲	▲												
GS	650 Turbo, XN	83 -	534 HF*	512 HF	△	△												
GSF	650 Bandit	07 -	631 HS*	657 LS	▲	▲	▲	▲										
GSF	650 Bandit / S Bandit Left/Rear	05	705 HS	765 LS	▲	▲	▲	▲										
GSF	650 Bandit / S Bandit Left/Rear ABS	06	705 HS	657 LS	▲	▲	▲	▲										
GSF	650 Bandit / S Bandit Right	05	704 HS		▲		▲	▲										
GSF	650 Bandit / S Bandit Right ABS	06	704 HS		▲		▲	▲										
GSF	650 Bandit ABS	07 -	631 HS*	657 LS	▲	▲	▲	▲										
GSF	650 S Bandit	07 -	631 HS*	657 LS	▲	▲	▲	▲										
GSF	650 S Bandit ABS	07 -	631 HS*	657 LS	▲	▲	▲	▲										
GSX	650 F	08 -	631 HS*	657 HF	▲	▲	▲	▲										
GSX	650 GT	86	534 HF*	577 HF	△	△												
LS	650	05 -	581 HF	2018	▲													
LS	650 P	86 - 88	581 HF	2018	▲													
LS	650 P Savage	95 - 04	581 HF	2018	▲													
SFV	650 Gladius Left/Rear	09 -	705 HS*	657 LS	▲	▲	▲	▲										

ALWAYS choose quality as "RECOMMENDED" / Choisissez TOUJOURS la qualité "RECOMMANDÉE".

* = 2 sets required / 2 jeux pour l'Avant.

△ = Available quality / Qualité disponible. ▲ = Available quality mit ABE / Qualité disponible avec ABE.

▲ = Mit ABE vorne und hinten. TÜV-Abnahme entfällt (gilt nur für Scheibenbremsbeläge).



RECOMMENDED

1xx = Scooter Pads
5xx = Street, Off Road & Racing Pads
2xxx = Brake Shoes



STREET



STREET EXCEL



CARBON TECH



MAXI SINTER



OFF ROAD



RACING OFF ROAD



RACING ROAD RACING



SUZUKI

					HF	HF	HS	LS	CT	CT	MS	MS	SI	SI	RSI	RSI	DC	RS
SFV	650 Gladius Right	09-	704 HS*		▲	▲												
SV	650 ,S Left/Rear	99- 02	705 HS	556 LS	▲	▲	▲	▲										△
SV	650 ,S Left/Rear	03-	705 HS	657 LS	▲	▲	▲	▲										△
SV	650 ,S Right	99- 02	704 HS		▲	▲	▲											△
SV	650 ,S Right	03-	704 HS		▲	▲	▲											△
XF	650 Freewind	97- 02	704 HS	614 LS	▲	▲	▲	▲										
GS	700 EF, ESF	85	533 HF*	512 HF	△	△												
GV	700 GLG Madura	86	533 HF*	2052	△													
LT-A	700 King Quad Left	05-	835 SI											▲		△		
LT-A	700 King Quad Right	05-	836 SI											▲		△		
LT-V	700 Quadrunner Twin Peaks Left	04-	801 SI											▲		△		
LT-V	700 Quadrunner Twin Peaks Right	04-	798 SI											▲		△		
VS	700 GLFG	86- 87	577 HF	2052	△													
DR	750 Big	89- 90	626 HS	635 LS	▲	▲	▲	▲										
DR	750 S, Big	88	626 HF	2111	▲	▲												
GS	750	76- 77	511 HF	512 HF	△	△												
GS	750 D	77- 79	511 HF*	512 HF	▲	▲												
GS	750 E	77- 79	511 HF*	512 HF	▲	▲												
GS	750 Katana	85-	556 HF*	556 HF	▲	▲												
GS	750 L, N, LN	- 79	515 HF*	512 HF	▲	▲												
GS	750 RF	85-	577 HF*	556 HF	△	△												
GS	750 SD	83-	534 HF*	512 HF	△	△												
GSR	750 Left/Rear	11-	705 HS	657 LS	△	△	△	△										
GSR	750 Right	11-	704 HS		△		△											
G SX	750 E	82- 83	533 HF*	512 HF	▲	▲												
G SX	750 EF	80- 86	533 HF*	512 HF	▲	▲												
G SX	750 ES	83- 85	533 HF*	512 HF	▲	▲												
G SX	750 ES	84- 85	556 HF*	556 HF	▲	▲												
G SX	750 ES, EF, STS	86- 88	534 HF*	512 HF	▲	▲												
G SX	750 FK-FT Katana	89- 96	620 HS*	556 LS	▲	▲	▲	▲										
G SX	750 FW Left/Rear	98- 02	705 HS	556 LS	▲	▲	▲	▲										
G SX	750 FW Right	98- 02	704 HS		▲	▲	▲											
G SX	750 L	80- 82	533 HF*	512 HF	▲	▲												
G SX	750 Left/Rear	98- 02	705 HS	556 LS	▲	▲	▲	▲										
G SX	750 Right	98- 02	704 HS		▲	▲	▲											
G SX	750 S	82-	533 HF*	512 HF	▲	▲												
G SX	750 S,Katana	85-	534 HF*	512 HF	▲	▲												
G SX-R	750	85- 87	577 HF*	556 HF	▲	▲												
G SX-R	750	88	624 HS*	556 LS	▲	▲	▲	▲										
G SX-R	750	94- 95	686 HS*	556 LS	▲	▲	▲	▲									△	△
G SX-R	750	94- 99	686 HS*	556 LS	▲	▲	▲	▲									△	△
G SX-R	750 (Rad.cal)	04- 05	806 HS*	765 LS			▲	▲									△	△
G SX-R	750 (Rad.cal)	06- 10	806 HS*	833 LS			▲	▲									△	△
G SX-R	750 (Rad.cal)	11-	841 HS*	834 LS			△	△	△								△	△
G SX-R	750 F	89- 91	624 HS*	556 LS	▲	▲	▲	▲										
G SX-R	750 W	92- 93	624 HS*	556 LS	▲	▲	▲	▲									△	△
G SX-R	750 Y	00- 03	631 HS*	556 LS	▲	▲	▲	▲									△	△
GT	750 A, K, L, M	73- 77	503 HF*	2098	▲													
LT-A	750 King Quad Left	08-	835 SI											△		△		
LT-A	750 King Quad Right	08-	836 SI											△		△		
VS	750 GL F,P Intruder	86- 91	577 HF*	2052	▲													
C	800 Intruder	05-	704 HS	2052	▲		▲											
DR	800 S, Big	90	626 HS	635 LS	▲	▲	▲	▲										
DR	800 S, Big	91- 95	597 HS	638 LS	▲	▲	▲	▲										
DR	800 ST Big	96-	705 HS	638 LS	▲	▲	▲	▲										
DR-Z	800	88- 89	626 HS	592 LS	△	△	△	△										
DR-Z	800	90	626 HS	592 LS	△	△	△	△										
M	800 Intruder	05-	704 HS	2052	▲		▲											
VL	800 Intruder LC Volusia	01- 04	704 HS	2052	▲		▲											
VS	800 Intruder	91- 99	577 HS	2052	▲		▲											
VX	800 L-P	90- 93	597 HS	620 LS	▲	▲	▲	▲										
VZ	800 Marauder	97- 04	704 HS	2052	▲		▲											
GS	850 E, L	80- 82	533 HF*	512 HF	▲	▲												
GS	850 EN, GN, GT	79- 81	511 HF*	512 HF	△	△												
GS	850 G	83- 84	533 HF*	512 HF	▲	▲												
GS	850 G	85-	533 HF*	512 HF	▲	▲												
GS	850 G, GT, GX, GLX	80-	533 HF	512 HF	▲	▲												
GS	850 GL, GLT	81-	533 HF*	512 HF	△	△												
G SX	850 G	83-	533 HF	512 HF	△	△												
XN	850	83-	534 HF*	512 HF	▲	▲												
RF	900 RR,RS,RS2,T,V	94- 97	714 HS*	701 LS	▲	▲	▲	▲										
DL	1000 V-Strom Left/Rear	02-	705 HS	657 LS	▲	▲	▲	▲										

ALWAYS choose quality as **“RECOMMENDED”** / Choisissez **TOUJOURS** la qualité **“RECOMMANDÉE”**.

* = 2 sets required / 2 jeux pour l'Avant.

△ = Available quality / Qualité disponible. ▲ = Available quality mit ABE / Qualité disponible avec ABE.

▲ = Mit ABE vorne und hinten. TÜV-Abnahme entfällt (gilt nur für Scheibenbremsbeläge).



RECOMMENDED

1xx = Scooter Pads
5xx = Street, Off Road & Racing Pads
2xxx = Brake Shoes

STREET



STREET EXCEL



CARBON TECH



MAXI SINTER



OFF ROAD



RACING OFF ROAD



RACING ROAD RACING



SUZUKI					HF	HF	HS	LS	CT	CT	MS	MS	SI	SI	RSI	RSI	DC	RS
DL	1000 V-Strom Right	02-	704 HS		▲		▲											
G	1000 SZ	82-	534 HF*	512 HF	△	△												
GS	1000 EC, EN, HC, S	78	515 HF*	512 HF	▲	▲												
GS	1000 ET	81	534 HF*	512 HF	▲	▲												
GS	1000 EX	81-	534 HF*	512 HF	▲	▲												
GS	1000 GT, GLT, GLX, GX	80- 81	533 HF*	512 HF	▲	▲												
GS	1000 N,EN,HN,LN,SN	79- 80	515 HF*	512 HF	▲	▲												
GSX	1000 S, Katana	82- 84	534 HF*	512 HF	△	△												
GSX-R	1000	01- 02	686 HS*	765 LS	▲	▲	▲	▲									△	△
GSX-R	1000 (Rad.cal)	03	788 HS*	765 LS			▲	▲									△	△
GSX-R	1000 (Rad.cal)	04- 06	806 HS*	765 LS			▲	▲									△	△
GSX-R	1000 (Rad.cal)	07- 08	806 HS*	833 LS		▲	▲	▲									△	△
GSX-R	1000 (Rad.cal)	09-	806 HS*	834 LS		▲	▲	▲									△	△
SV	1000 , S	03-	631 HS*	657 LS	▲	▲	▲	▲									△	△
TL	1000 RW	98- 02	686 HS*	556 LS	▲	▲	▲	▲									△	△
TL	1000 S V-Twin	97- 01	631 HS*	556 LS	▲	▲	▲	▲									△	△
GS	1100 ED, ESD, GD	83-	534 HF*	512 HF	▲	▲												
GS	1100 EX, LX, TX, X	81	534 HF*	512 HF	▲	▲												
GS	1100 G	86-	534 HF*	512 HF	▲	▲												
GS	1100 GD, GLD	82- 83	533 HF	512 HF	▲	▲												
GS	1100 GKD, SD, GLD	83-	534 HF*	512 HF	▲	▲												
GS	1100 GZ, GLZ, GKZ	82- 83	533 HF	512 HF	▲	▲												
GS	1100 L	79	534 HF*	512 HF	▲	▲												
GSX	1100 E	82-	534 HF*	512 HF	▲	▲												
GSX	1100 E, ESD	86	534 HF*	512 HF	▲	▲												
GSX	1100 E, L	79-	534 HF	512 HF	▲	▲												
GSX	1100 EF	85	577 HF*	577 HF	▲	▲												
GSX	1100 EF	86-	556 HF*	556 HF	▲	▲												
GSX	1100 F	93-	624 HS*	556 LS	▲	▲	▲	▲										
GSX	1100 FJ-FK	88- 89	620 HF*	577 HF	▲	▲												
GSX	1100 FL-FS	90- 95	620 HS*	577 LS	▲	▲	▲	▲										
GSX	1100 G	94- 95	597 HS*	615 LS	▲	▲	▲	▲										
GSX	1100 G Left/Rear	96-	705 HS	556 LS	▲	▲	▲	▲										
GSX	1100 G Right	96-	704 HS		▲		▲											
GSX	1100 GM,GN,GP	91- 93	597 HS*	620 LS	▲	▲	▲	▲										
GSX	1100 Katana	93-	624 HS*	556 LS	▲	▲	▲	▲										△
GSX	1100 S	82- 83	534 HF*	512 HF	▲	▲												
GSX-R	1100 G, H, J	86- 88	577 HF*	556 HF	▲	▲												
GSX-R	1100 K-N	89- 92	624 HS*	556 LS	▲	▲	▲	▲										
GSX-R	1100 WP,WR,WS,WT,WV	93- 97	686 HS*	556 LS	▲	▲	▲	▲									△	△
GT	1100 ET, T, LT, ST	80	534 HF*	512 HF	△	△												
GS	1150 EG	86-	577 HF*	577 HF	△	△												
GS	1150 ES	84-	577 HF*	577 HF	△	△												
GSF	1200 Bandit	95- 96	624 HS*	556 LS	▲	▲	▲	▲										
GSF	1200 Bandit	97- 00	714 HS*	556 LS	▲	▲	▲	▲										
GSF	1200 Bandit	01- 05	686 HS*	556 LS	▲	▲	▲	▲										
GSF	1200 Bandit	06	631 HS*	657 LS	▲	▲	▲	▲										
GSF	1200 S Bandit	01- 05	686 HS*	556 LS	▲	▲	▲	▲										
GSF	1200 S Bandit	06	631 HS*	657 LS	▲	▲	▲	▲										
GSX	1200	99- 01	706 HS*	556 LS	▲	▲	▲	▲										
GV	1200 GLG Madura	86	533 HF*	512 HF	△	△												
GSF	1250 Bandit ABS	06	631 HS*	657 LS	▲	▲	▲	▲										
GSF	1250 S Bandit ABS	06	631 HS*	657 LS	▲	▲	▲	▲										
GSX	1250 FA	10-	631 HS*	657 LS	▲	▲	▲	▲										
	1300 B-King	07	838 HS*	657 LS		▲	▲	▲										
GSX-R	1300 Hayabusa	99- 07	686 HS*	556 LS	▲	▲	▲	▲										
GSX-R	1300 Hayabusa	08-	806 HS*	833 LS		▲	▲	▲										
	1340 B-King	08-	782 HS*	833 LS	▲	▲	▲	▲										
GL	1400 Cavalcade	87-	620 HF*	577 HF	△	△												
GSX	1400	02-	686 HS*	765 LS	▲	▲	▲	▲									△	△
GV	1400 Cavalcade	85-	534 HF*	512 HF	△	△												
GV	1400 Cavalcade LXE	87-	577 HS*	577 LS	△	△	△	△										
VS	1400 GL Intruder	87- 04	577 HS	577 LS	▲	▲	▲	▲										
C	1500 Intruder Left/Rear	05-	705 HS	789 LS	▲	▲	▲	▲										
C	1500 Intruder Right	05-	704 HS		▲		▲											
M	1500 Intruder Left/Rear	09-	705 HS*	704 LS	▲	▲	▲	▲										
M	1500 Intruder Right	09-	704 HS*		▲		▲											
VL	1500 Intruder LC	98- 01	577 HS	577 LS	▲	▲	▲	▲										
VL	1500 Intruder LC Left/Rear	02	705 HS	789 LS	▲	▲	▲	▲										
VL	1500 Intruder LC Right	02	704 HS		▲		▲											
M	1600 Intruder	05-	788 HS*	704 LS			▲	▲										
VZ	1600 Marauder	04	686 HS*	704 LS	▲	▲	▲	▲										

ALWAYS choose quality as "RECOMMENDED" / Choisissez TOUJOURS la qualité "RECOMMANDÉE".

* = 2 sets required / 2 jeux pour l'Avant.

△ = Available quality / Qualité disponible. ▲ = Available quality mit ABE / Qualité disponible avec ABE.

▲ = Mit ABE vorne und hinten. TÜV-Abnahme entfällt (gilt nur für Scheibenbremsbeläge).



RECOMMENDED

1xx = Scooter Pads
5xx = Street, Off Road & Racing Pads
2xxx = Brake Shoes



STREET



STREET EXCEL



CARBON TECH



MAXI SINTER



OFF ROAD



RACING OFF ROAD



RACING ROAD RACING



SUZUKI

				HF	HF	HS	LS	CT	CT	MS	MS	SI	SI	RSI	RSI	DC	RS
C	1800 R Intruder	08-	828 HS*	704 LS			▲	▲									
M	1800 R Intruder	06-	806 HS*	704 LS			▲	▲									
M	1800 R2 Intruder	08-	806 HS*	704 LS			▲	▲									

SWM

	125 GP	86-	519 HF*	519 HF	△	△											
	125 S1-S2		519 HF		△												
	250 Explorer	86	519 SI	519 SI	▲	▲						▲	▲	△	△		
	250 Pioner	86	519 SI	519 SI	▲	▲						▲	▲	△	△		
	250 S1-S2		519 HF		△												
TRL	329 MJ	86-	519 RSI		△										△		
XP	350 Sahara		506 HF		△												

SYM

	50 Allo	11-	140 HF		△				△								
	50 Bullet	93	110 HF		△				△								
	50 Cinderella	01-	110 HF		△				△								
	50 Feel-big	98-	618 HF		△												
	50 Fiddle	09-	140 HF		▲				△								
	50 Jet 4 Naked	11-	140 HF		△				△								
	50 Jet 4 R	11-	140 HF		△				△								
	50 Jet BasiX	07-	140 HF		▲				△								
	50 Jet Euro X	05-	140 HF		▲				△								
	50 Jet Sport X	06-	140 HF		▲				△								
	50 Jet, Alpha	95-	140 HF	2012	▲				△								
	50 Jungle	96-	140 HF	2012	▲				△								
	50 Mask	00-	140 HF	2012	▲				△								
	50 Mask LC	00-	140 HF	2012	▲				△								
	50 Mio	05-	110 HF		▲				△								
	50 Pure	98-	618 HF		▲												
	50 Red Devil	97-	140 HF	2012	▲				△								
	50 Super Fancy	95- 97	140 HF	2012	▲				△								
	50 Super Fancy	98-	115 HF		▲				△								
	50 Symphony	09-	140 HF		▲				△								
	50 Symphony SR	11-	140 HF		△				△								
	50 Symply	08-	140 HF		△				△								
DD	50	02-	110 HF		△				△								
RS	50	05-	178 HF		▲				△								
RS21	50	02-	178 HF		△				△								
	100 Cinderella	01-	110 HF		△				△								
	100 Jet	00-	140 HF		△				△								
	100 Jet Euro X	05-	140 HF		▲				△								
	100 Jet Sport X	05-	140 HF		▲				△								
	100 Mio	05-	110 HF		▲				△								
	100 Party	97-	140 HF		△				△								
	100 Super Fancy	95-	140 HF	2012	△				△								
	110 Bullet	93	542 HF		△												
	110 Star	03-	140 HF		△				△								
	125 Aero Wolf		542 HF		△												
	125 Allo	11-	140 CT		△				△								
	125 Attila	95-	708 HF	2012	▲												
	125 Citycom	09-	140 CT		△				△								
	125 Euro MX	03-	178 CT		△				△								
	125 Fiddle	09-	140 CT		△				△								
	125 GTS	07-	146 CT		▲				△			▲					
	125 Husky	96- 98	135 CT	2188	▲				△								
	125 Husky	99-	150 CT		▲				△								
	125 Joyride	01-	178 CT	154 CT	▲	▲			△	△		▲					
	125 Joyride Evo	10-	178 CT	201 CT	△	△			△	△		△					
	125 Megalo	02-	140 CT		▲				△								
	125 New Duke	02- 07	140 CT		△				△								
	125 Super Duke	95- 01	140 CT	2188	▲				△								
	125 Symphony	09-	140 CT		△				△								
	125 Symphony SR	11-	140 CT		△				△								
	125 Symply	08-	140 CT		△				△								
	125 Voyager	05-	171 CT		▲				△		▲						
	125 Wolf Classic	05-	551 HF		▲												
	125 Wolf Legend	02-	103 CT		▲				△								
HD	125	04-	154 CT		△				△		△						
HD	125 Evo DT	10-	140 CT	201 CT	△	△			△	△		△					
RS	125	05-	178 CT	119 CT	▲	▲			△	△		▲					
RS21	125 , R	02-	178 CT		△				△								

ALWAYS choose quality as **"RECOMMENDED"** / Choisissez **TOUJOURS** la qualité **"RECOMMANDÉE"**.

* = 2 sets required / 2 jeux pour l'Avant.

△ = Available quality / Qualité disponible. ▲ = Available quality mit ABE / Qualité disponible avec ABE.

▲ = Mit ABE vorne und hinten. TÜV-Abnahme entfällt (gilt nur für Scheibenbremsbeläge).


RECOMMENDED

 1xx = Scooter Pads
 5xx = Street, Off Road & Racing Pads
 2xxx = Brake Shoes

STREET
STREET EXCEL
CARBON TECH
MAXI SINTER
OFF ROAD
RACING OFF ROAD
RACING ROAD RACING

SYM					HF	HF	HS	LS	CT	CT	MS	MS	SI	SI	RSI	RSI	DC	RS
SB	125 Wolf Ni	11-	847 HF	810 HF	△	△												
VS	125	07-	792 HF		▲													
VS	125	09-	178 CT		▲													
	150 Attila	00-	140 CT		▲				△									
	150 Euro MX	03-	178 CT		△				△									
	150 Husky	99-	150 CT	2188	△				△									
	150 Joyride	01-	178 CT	154 CT	△	△			△	△			△					
	150 Super Duke	96- 01	140 CT	2012	△				△									
H01	150	95-	708 HF		△													
RS	150	05-	178 CT	119 CT	▲	▲			△	△			▲					
VS	150	07-	792 HF		▲													
MF	180	03-	551 HF		△													
	200 Fiddle II	11-	140 CT		△				△									
	200 Joyride	01-	178 CT	154 CT	△	△			△	△			△					
	200 Joyride Evo	09-	140 CT		△				△									
	200 Trackrunner	06-	810 SI*	810 SI	▲									▲	▲	△	△	
HD	200	04-	154 CT		△				△			△						
HD	200 Evo	07-	140 CT	201 CT	△	△			△	△			△					
HD	200 Evo	10-	140 CT	201 CT	△	△			△	△			△					
	250 GTS	07-	146 MS	201 MS	▲	▲			△	△			▲	▲				
	250 Joymax	07-	171 MS	201 MS	▲	▲			△	△			▲	▲				
	250 Quadlander	06-	810 SI*	847 HF	▲	▲								▲		△		
	250 Voyager	05-	171 MS		▲				△			▲						
RV	250 Efi	10-	146 MS	201 MS	△	△			△	△			△					
	300 City Max	06-	810 SI*	847 HF	▲	▲								▲		△		
	300 Citycom	09-	140 CT		△				△									
	300 Joymax Evo	10-	146 MS	201 MS	△	△			△	△			△	△				
	300 Joyride Evo i	10-	146 MS	201 MS	△	△			△	△			△	△				
	300 Quadlander	06-	810 SI*	810 SI	▲									▲	▲	△	△	
GTS	300	09-	146 MS	201 MS	△	△			△	△			△	△				
GTS	300 Evo i	11-	146 MS	201 MS	△	△			△	△			△	△				
	500 GT	07-	146 MS	154 MS	▲	▲			△	△			▲	▲				
	600 Quad Raider	08-	810 SI*	810 SI	△										△	△	△	△
TGB																		
	309 Racing	05-	101 HF		▲				△									
	309 RS	00-	101 HF		▲				△									
	507	05-	101 HF		▲				△									
	Buffalo	03-		688 HF		▲												
	Double X	05-	101 HF		▲				△									
	J409	00-	101 HF		▲				△									
	50 101R	05-	101 HF		▲				△									
	50 101S	99-	101 HF		▲				△									
	50 202T	99-	101 HF	2188	▲				△	△								
	50 203	05-	163 HF		▲				△									
	50 303R	99-	101 HF		▲				△									
	50 Akros	99-	101 HF		▲				△									
	50 Akros tec 5	99-	163 HF		▲				△									
	50 Apollo	99-	163 HF		▲				△									
	50 Bull&t RS/RR	11-	203 HF	101 HF	△	△			△	△								
	50 Bullet	09-	101 HF	101 HF	▲	▲			△	△								
	50 Bullet	10-	203 HF		▲				△									
	50 Bunny	97-	101 HF		▲				△									
	50 Corona	03-	132 HF		▲				△									
	50 Ergon	96-	101 HF		▲				△									
	50 Fire, Sky	03-	163 HF		▲				△									
	50 Hawk	09-	101 HF		▲				△									
	50 Hiw's	99-	101 HF		▲				△									
	50 Hook	10-	101 HF		▲				△									
	50 Tapo RS	11-	101 HF		△				△									
	50 Trigger	99-	101 HF		▲				△									
GT	50 Veloce	09-	141 HF		▲				△									
R	50 X	06-	132 HF	101 HF	▲	▲			△	△								
	90 101S	99-	101 HF		▲				△									
	90 202T	99-	101 HF		▲				△									
	90 Akros	99-	101 HF		▲				△									
	90 Apollo	99-	163 HF		▲				△									
	90 Ergon	99-	101 HF		▲				△									
	90 Hiw's	99-	101 HF		▲				△									
	90 Trigger	99-	101 HF		▲				△									
	125 101S	99-	101 CT		▲				△									
	125 202T	99-	101 CT		▲				△									

ALWAYS choose quality as **"RECOMMENDED"** / Choisissez **TOUJOURS** la qualité **"RECOMMANDÉE"**.

* = 2 sets required / 2 jeux pour l'Avant.

△ = Available quality / Qualité disponible. ▲ = Available quality mit ABE / Qualité disponible avec ABE.

▲ = Mit ABE vorne und hinten. TÜV-Abnahme entfällt (gilt nur für Scheibenbremsbeläge).



RECOMMENDED

1xx = Scooter Pads
5xx = Street, Off Road & Racing Pads
2xxx = Brake Shoes



STREET



STREET EXCEL



CARBON TECH



MAXI SINTER



OFF ROAD



RACING OFF ROAD



RACING ROAD RACING



TGB				HF	HF	HS	LS	CT	CT	MS	MS	SI	SI	RSI	RSI	DC	RS
	125 303R	99-	101 CT	▲				△									
	125 Bull&t RS/RR	11-	203 HF	△	△			△	△								
	125 Hook	10-	101 HF	▲				△									
	125 X-Large	11-	210 CT	△	△			△	△	△	△						
	125 X-Motion	08-	210 CT	△	△			△	△	△	△						
	250 Dynasty	06-	163 CT	▲	▲			△	△								
	250 X-Motion	08-	210 MS	△	△			△	△	△	△						
TM																	
	80 Cross	96- 00	671 RSI	▲	▲								▲	▲	△	△	
	80 Junior	96- 00	544 RSI	▲	▲								▲	▲	△	△	
	85	01-	671 RSI	▲	▲								▲	▲	△	△	
	125	96- 00	671 RSI	▲	▲								▲	▲	△	△	
	125	01- 04	671 RSI	▲	▲								▲	▲	△	△	
	125	05-	671 RSI	▲	▲								▲	▲	△	△	
	125 Enduro	01- 04	671 SI	▲	▲								▲	▲	△	△	
	125 Enduro	05-	671 SI	▲	▲								▲	▲	△	△	
SMR	125	05-	566 RSI	▲	▲									▲	▲	△	△
	250	01- 04	671 RSI	▲	▲									▲	▲	△	△
	250	05-	671 RSI	▲	▲									▲	▲	△	△
	250 E	95- 00	671 RSI	▲	▲									▲	▲	△	△
	250 Enduro	01- 04	671 SI	▲	▲									▲	▲	△	△
	250 Enduro	05-	671 SI	▲	▲									▲	▲	△	△
	250 F	01- 04	671 RSI	▲	▲									▲	▲	△	△
	250 F	05-	671 RSI	▲	▲									▲	▲	△	△
	250 F Enduro	00	671 SI	▲	▲									▲	▲	△	△
	250 F Enduro	01- 04	671 SI	▲	▲									▲	▲	△	△
	250 F Enduro	05-	671 SI	▲	▲									▲	▲	△	△
	300	98- 00	671 RSI	▲	▲									▲	▲	△	△
	300	01- 04	671 RSI	▲	▲									▲	▲	△	△
	300	05-	671 RSI	▲	▲									▲	▲	△	△
	300 Enduro	01- 04	671 SI	▲	▲									▲	▲	△	△
	300 Enduro	05-	671 SI	▲	▲									▲	▲	△	△
	320	96- 97	671 RSI	▲	▲									▲	▲	△	△
	400 F	00	671 RSI	▲	▲									▲	▲	△	△
	400 F	01	671 RSI	▲	▲									▲	▲	△	△
	400 F Enduro	01	671 SI	▲	▲									▲	▲	△	△
SMF	400 F	02	566 RSI	▲	▲									▲	▲	△	△
SMR	400 F	03	566 RSI	▲	▲									▲	▲	△	△
	450 F	02- 04	671 RSI	▲	▲									▲	▲	△	△
	450 F	05-	671 RSI	▲	▲									▲	▲	△	△
	450 F Enduro	02- 04	671 SI	▲	▲									▲	▲	△	△
	450 F Enduro	05-	671 SI	▲	▲									▲	▲	△	△
SMR	450 F	04-	566 RSI	▲	▲									▲	▲	△	△
SMX	450 F	03	566 RSI	▲	▲									▲	▲	△	△
SMX	450 F	04-	762 RS	▲	▲									▲	▲	△	△
	530 F	01- 04	671 RSI	▲	▲									▲	▲	△	△
	530 F	05-	671 RSI	▲	▲									▲	▲	△	△
	530 F Enduro	01- 04	671 SI	▲	▲									▲	▲	△	△
	530 F Enduro	05-	671 SI	▲	▲									▲	▲	△	△
SMR	530 F	03-	566 RSI	▲	▲									▲	▲	△	△
SMX	600 F	03	566 RSI	▲	▲									▲	▲	△	△
SMX	660 F	04-	762 RS	▲	▲									▲	▲	△	△
TOMOS																	
	Revival	02-	123 HF	▲				△									
	Streetmate	03-	123 HF	▲				△									
	50 Hip Hop	06-	105 HF	▲				△									
	50 Racing	06-	105 HF	▲				△									
	50 Street Soul	06-	105 HF	▲				△									
	50 Youngst'r	06-	105 HF	▲				△									
BT	50 S	89	595 HF	▲													
MC	50 Senior Pro	04-	667 HF	▲	▲												
N	50 AT, BT	91-	595 HF	▲													
SE	50	05-	148 HF	▲	▲			△	△								
CTX	80	89	595 HF	▲													
MC	125 T	06-	817 HF	▲	▲												
SE	125	05-	817 HF	▲	▲												
SM	125 F (Rad.cal)	06-	821 HS	▲	▲		▲										
TORNAX																	
RX	80		519 HF	▲													

ALWAYS choose quality as "RECOMMENDED" / Choisissez TOUJOURS la qualité "RECOMMANDÉE".

* = 2 sets required / 2 jeux pour l'Avant.

△ = Available quality / Qualité disponible. ▲ = Available quality mit ABE / Qualité disponible avec ABE.

▲ = Mit ABE vorne und hinten. TÜV-Abnahme entfällt (gilt nur für Scheibenbremsbeläge).



RECOMMENDED

1xx = Scooter Pads
5xx = Street, Off Road & Racing Pads
2xxx = Brake Shoes

STREET



STREET EXCEL



CARBON TECH



MAXI SINTER



OFF ROAD



RACING OFF ROAD



RACING ROAD RACING



TRIUMPH				HF	HF	HS	LS	CT	CT	MS	MS	SI	SI	RSI	RSI	DC	RS
600 Daytona	04	624 HS*	614 LS	△	△	△	△									△	△
600 Speed Four	03-	624 HS*	614 LS	△	△	△	△										
TT 600	00- 03	624 HS*	614 LS	▲	▲	▲	▲									△	△
650 Daytona	05-	624 HS*	614 LS	▲	▲	▲	▲										
675 Daytona (Rad.cal)	06- 08	782 HS*	614 LS	▲	▲	▲	▲									△	△
675 Daytona R Triple (Rad.cal)	11 -	841 HS*	614 LS		△	△	△									△	△
675 Daytona Triple (Rad.cal)	09-	864 HS*	614 LS		▲	▲	▲									△	△
675 Street Triple	08-	627 HS*	614 LS	▲	▲	▲	▲										
675 Street Triple R	09-	782 HS*	614 LS	△	△	△	△										
750 Bonneville	84-	554 HF		△													
750 Bonneville U.K.	87-	506 HF*	506 HF	△	△												
750 Daytona	91- 92	624 HS*	633 LS	▲	▲	▲	▲										
750 Trident Left/Rear	91-	611 HS	611 LS	△	△	△	△										
750 Trident Right	91-	638 HS		△		△											
750 Trident T160V	75- 77	523 HF	523 HF	△	△												
T140 750 D,E,F,V Bonneville	76- 81	523 HF	523 HF	△	△												
T140 750 ES Bonneville	81- 83	523 HF*	523 HF	△	△												
TR65 750 Thunderbird	81 -	523 HF		△													
TR7T 750 Tiger Trail	81- 83	523 HF		△													
TR7V 750 Tiger	73- 81	523 HF	523 HF	△	△												
TSS 750	83	523 HF*	523 HF	△	△												
TSS 750 Electro Eight Valve	84-	523 HF		△													
TSX 750	83	523 HF	523 HF	△	△												
800 America	03- 06	627 HS	611 LS	△	△	△	△										
800 Bonneville	01- 04	627 HS	611 LS	▲	▲	▲	▲										
800 Bonneville America	02-	627 HS	611 LS	▲	▲	▲	▲										
800 Bonneville T100 Centennial Edition	02- 04	627 HS	611 LS	▲	▲	▲	▲										
800 Bonneville T100 Paul Smith	06- 08	627 HS	611 LS	▲	▲	▲	▲										
800 Speedmaster	03- 04	627 HS*	611 LS	▲	▲	▲	▲										
800 Tiger	11-	627 HS*	614 LS	△	△	△	△										
800 Tiger XC	11-	627 HS*	614 LS	△	△	△	△										
900 Adventurer	96-	627 HS	630 LS	▲	▲	▲	▲										
900 America	07-	627 HS	611 LS	▲	▲	▲	▲										
900 Bonneville	05- 08	627 HS	638 LS	▲	▲	▲	▲										
900 Bonneville	09-	627 HS	611 LS	▲	▲	▲	▲										
900 Bonneville SE	09-	627 HS	611 LS	▲	▲	▲	▲										
900 Bonneville T100	05- 08	627 HS	638 LS	▲	▲	▲	▲										
900 Bonneville T100	09-	627 HS	611 LS	▲	▲	▲	▲										
900 Daytona	91- 94	624 HS*	633 LS	▲	▲	▲	▲										
900 Daytona Super III	94-	683 HS*	633 LS	▲	▲	▲	▲										
900 Daytona, Sprint	94-	624 HS*	638 LS	△	△	△	△										
900 Daytona, Sprint Left/Rear	93	611 HS	611 LS	▲	△	▲	△										
900 Daytona, Sprint Right	93	638 HS		▲		▲											
900 Legend TT	99-	627 HS	630 LS	▲	▲	▲	▲										
900 Scrambler	06-	627 HS	611 LS	▲	▲	▲	▲										
900 Speed Triple	94-	624 HS*	638 LS	▲	▲	▲	▲										
900 Speedmaster	05-	627 HS*	611 LS	▲	▲	▲	▲										
900 Thruxton	04-	627 HS	611 LS	▲	▲	▲	▲										
900 Thunderbird	96-	627 HS	630 LS	▲	▲	▲	▲										
900 Thunderbird Sport	03-	627 HS*	630 LS	▲	▲	▲	▲										
900 Tiger	99- 00	627 HS*	630 LS	▲	▲	▲	▲										
900 Tiger Left/Rear	93- 98	611 HS	611 LS	▲	△	▲	△										
900 Tiger Right	93- 98	638 HS		▲		▲											
900 Trident Left/Rear	91-	611 HS	611 LS	▲	△	▲	△										
900 Trident Right	91-	638 HS		▲		▲											
900 Trophy	96-	624 HS*	633 LS	▲	▲	▲	▲										
900 Trophy Left/Rear	91- 95	611 HS	611 LS	▲	△	▲	△										
900 Trophy Right	91- 95	638 HS		▲		▲											
T509 900 Speed Triple	97- 98	624 HS*	611 LS	▲	▲	▲	▲										
T595 950 Daytona	96- 98	624 HS*	611 LS	▲	▲	▲	▲										
955 Daytona	99-	624 HS*	611 LS	▲	▲	▲	▲										
955 Daytona Centennial	02-	624 HS*	611 LS	△	△	△	△										
955 Speed Triple	99-	624 HS*	611 LS	▲	▲	▲	▲										
955 Sprint RS	00-	624 HS*	611 LS	▲	▲	▲	▲										
955 Sprint ST	99- 04	624 HS*	611 LS	▲	▲	▲	▲										
955 Tiger	01- 04	627 HS*	630 LS	▲	▲	▲	▲										
955 Tiger	04- 06	627 HS*	638 LS	▲	▲	▲	▲										
1000 Daytona	91- 95	624 HS*	633 LS	▲	▲	▲	▲										
1000 Trophy Left/Rear	91- 95	611 HS	611 LS	△	△	△	△										
1000 Trophy Right	91- 95	638 HS		△		△											
1050 Speed Triple (Rad.cal)	05- 07	782 HS*	611 LS	▲	▲	▲	▲										

ALWAYS choose quality as "RECOMMENDED" / Choisissez TOUJOURS la qualité "RECOMMANDÉE".

* = 2 sets required / 2 jeux pour l'Avant.

△ = Available quality / Qualité disponible. ▲ = Available quality mit ABE / Qualité disponible avec ABE.

▲ = Mit ABE vorne und hinten. TÜV-Abnahme entfällt (gilt nur für Scheibenbremsbeläge).



RECOMMENDED

1xx = Scooter Pads
5xx = Street, Off Road & Racing Pads
2xxx = Brake Shoes



STREET



STREET EXCEL



CARBON TECH



MAXI SINTER



OFF ROAD



RACING OFF ROAD



RACING ROAD RACING



TRIUMPH

				HF	HF	HS	LS	CT	CT	MS	MS	SI	SI	RSI	RSI	DC	RS
1050 Speed Triple (Rad.cal)	08-	762 HS*	611 LS	▲	▲	▲	▲										
1050 Sprint GT ABS	11-	624 HS*	611 LS	△	△	△	△										
1050 Sprint ST	05-	624 HS*	611 LS	▲	▲	▲	▲										
1050 Tiger	07-	782 HS*	638 LS	▲	▲	▲	▲										
1050 Tiger SE (Rad.cal)	09-	782 HS*	638 LS	▲	▲	▲	▲										
1200 Daytona	91-	624 HS*	633 LS	▲	▲	▲	▲										
1200 Trophy	96- 03	624 HS*	633 LS	▲	▲	▲	▲										
1200 Trophy Left/Rear	91- 95	611 HS	611 LS	▲	△	▲	△										
1200 Trophy Right	91- 95	638 HS		▲		▲											
1600 Thunderbird	09-	624 HS*	674 LS	▲	▲	▲	▲										
1700 Thunderbird Storm	11-	624 HS*	674 LS	△	△	△	△										
2300 Rocket III	04-	624 HS*	674 LS	▲	▲	▲	▲										
2300 Rocket III Classic	07-	624 HS*	674 LS	▲	▲	▲	▲										
2300 Rocket III Roadster	10-	624 HS*	674 LS	▲	▲	▲	▲										

UVM

50 BeThere	99-	101 HF		▲					△								
50 Bingo	99-	101 HF		▲					△								
125 BeThere	99-	101 CT		▲					△								
125 Bingo	99-	101 CT		▲					△								
125 Paragon	99-	101 CT		▲					△								

VELOCIFERO

50 Velocifero	94-	2189	2181														
---------------	-----	------	------	--	--	--	--	--	--	--	--	--	--	--	--	--	--

VERTEMATI

C 500 Cross	02-	671 RSI	675 RSI	▲	▲							▲	▲	△	△		
E 501 Enduro	02-	671 SI	675 SI	▲	▲							▲	▲	△	△		
S 501 Supermotard	02-	671 HF	675 HF	▲	▲							▲	▲	△	△		

VICTORY

1500 Kingpin	04- 05	706 HS	674 LS	▲	▲	▲	▲	△									
1500 Touring Cruiser	03- 06	706 HS*	674 LS	▲	▲	▲	▲	△									
1500 V92C Cruiser	98- 02	706 HS	674 LS	▲	▲	▲	▲	△									
1500 V92C Deluxe	01- 02	706 HS	674 LS	▲	▲	▲	▲	△									
1500 V92SC Sport Cruiser	00- 02	706 HS*	674 LS	▲	▲	▲	▲	△									
1500 Vegas	03- 05	706 HS	674 LS	▲	▲	▲	▲	△									
1500 Vegas 8-Ball	05	706 HS	674 LS	▲	▲	▲	▲	△									
1634 Hammer	05- 07	706 HS	674 LS	▲	▲	▲	▲	△									
1634 Hammer	08	624 HS*	630 LS	▲	▲	▲	▲										
1634 Hammer S	06- 08	706 HS	674 LS	▲	▲	▲	▲	△									
1634 Kingpin	06- 07	706 HS	674 LS	▲	▲	▲	▲	△									
1634 Kingpin all models	08-	624 HS	630 LS	▲	▲	▲	▲										
1634 Kingpin Tour	06- 07	706 HS	674 LS	▲	▲	▲	▲	△									
1634 Vegas	06- 07	706 HS	674 LS	▲	▲	▲	▲	△									
1634 Vegas	08-	624 HS	630 LS	▲	▲	▲	▲										
1634 Vegas 8-Ball	06- 07	706 HS	674 LS	▲	▲	▲	▲	△									
1634 Vegas 8-Ball	08-	624 HS	630 LS	▲	▲	▲	▲										
1634 Vegas Jackpot	06- 07	706 HS	674 LS	▲	▲	▲	▲	△									
1634 Vegas Jackpot	08	624 HS	630 LS	▲	▲	▲	▲										
1731 Cross Country	10-	735 HS*	630 LS	▲	▲	▲	▲										
1731 Cross Roads	10-	735 HS*	630 LS	▲	▲	▲	▲										
1731 Hammer	09-	624 HS*	630 LS	▲	▲	▲	▲										
1731 Hammer S	09-	624 HS*	630 LS	▲	▲	▲	▲										
1731 Vegas Jackpot	09-	624 HS	630 LS	▲	▲	▲	▲										
1731 Vision all models	08-	735 HS*	630 LS	▲	▲	▲	▲										

VOR

400 Cross	00- 01	671 RSI	675 RSI	▲	▲							▲	▲	△	△		
400 Enduro	00- 01	671 SI	675 SI	▲	▲							▲	▲	△	△		
EN 400	02-	671 SI	675 SI	▲	▲							▲	▲	△	△		
MX 400	02	671 RSI	675 RSI	▲	▲							▲	▲	△	△		
SM 400	02	566 RSI	675 RSI	△	△	△	△							△	△		
EN 450	02-	671 SI	675 SI	▲	▲							▲	▲	△	△		
MX 450	02-	671 RSI	675 RSI	▲	▲							▲	▲	△	△		
SM 450	02-	566 RSI	675 RSI	△	△	△	△							△	△		
500 492 Enduro	99	671 SI	675 SI	▲	▲							▲	▲	△	△		
500 492 Super Motard	00- 01	566 HF	675 HF	△	△	△	△							△	△		
500 495 Cross	99	671 RSI	675 RSI	▲	▲							▲	▲	△	△		
EN 530	02-	671 SI	675 SI	▲	▲							▲	▲	△	△		
MX 530	02-	671 RSI	675 RSI	▲	▲							▲	▲	△	△		
SM 530	02-	566 RSI	675 RSI	△	△	△	△							△	△		

ALWAYS choose quality as **"RECOMMENDED"** / Choisissez **TOUJOURS** la qualité **"RECOMMANDÉE"**.

* = 2 sets required / 2 jeux pour l'Avant.

△ = Available quality / Qualité disponible. ▲ = Available quality mit ABE / Qualité disponible avec ABE.

▲ = Mit ABE vorne und hinten. TÜV-Abnahme entfällt (gilt nur für Scheibenbremsbeläge).



RECOMMENDED

1xx = Scooter Pads
5xx = Street, Off Road & Racing Pads
2xxx = Brake Shoes

STREET



STREET EXCEL



CARBON TECH



MAXI SINTER



OFF ROAD



RACING OFF ROAD



RACING ROAD RACING



VOXAN					HF	HF	HS	LS	CT	CT	MS	MS	SI	SI	RSI	RSI	DC	RS
	1000 Cafe Racer	01 -	566 HS*	730 LS	△	△	△	△										
	1000 Roadster	01 -	566 HS*	730 LS	△	△	△	△										
	1000 Scrambler	01 - 03	627 HF*	633 HF	△	△	△	△										
VB1	1000 EVO	04 -	706 HS*	730 LS	△	△	△	△									△	△
WRM																		
	450 MX	06 -	671 RSI	791 RSI	▲	▲									▲	▲	△	△
XINGFU																		
XF	150 A	97 -	572 HF		△													
YAMAHA																		
	AJP Caliper incl. pin/spring		188 HF		△													
	50 Axis Pro Foot	92 -	111 HF	2012	△				△									
	50 Beluga	- 89	2021	2021														
	50 Beluga	90 -	2050	2050														
	50 Cygnus	96 -	107 HF		△				△									
	50 Jog R/RR	02 -	123 HF		▲				△									
	50 Neo's 4	09 -	123 HF						△									
	50 Slider	00 -	145 HF		▲				△									
	50 Why	99 -	123 HF	2050	▲				△									
BW	50	91 - 94	2050	2050														
BW	50 Bump	97 - 98	123 HF	2050	▲				△									
BW	50 Bump	99 - 01	123 HF	2050	▲				△									
BW	50 Bump	02 -	123 HF	2050	▲				△									
BW	50 Next Generation	96 -	123 HF	2050	▲				△									
BW	50 Sports Spec R	02 -	123 HF		▲				△									
BW	50 Spy	95 - 96	123 HF	2050	△				△									
BW	50 Spy	97 - 98	123 HF	2050	▲				△									
BW	50 Spy	99 - 01	123 HF	2050	▲				△									
BW	50 Spy	02 -	123 HF	2050	▲				△									
CA	50 Riva Salient	83 - 86	2112	2021														
CG	50 A, B Riva Jog	90 - 91	2112	2021														
CR	50 Target	91 -	111 HF	2028	△				△									
CR	50 Z	91 - 95	111 HF	2050	▲				△									
CV	50 A/R Jog	03 - 08	206 HF		△				△									
CV	50 Jog, Jog ZR	01 -	165 HF		▲				△									
CW	50 TA Zuma	90	2050	2050														
CX	50	88 -	2028	2028														
CY	50 F Jog	94	2021	2028														
DT	50 LCD	98 -	136 HF	2028	△				△									
DT	50 M, MX	78 - 86	2032	2032														
DT	50 MX	87 - 90	2050	2050														
DT	50 R	89 - 95	575 HF	2050	▲													
DT	50 R	96 - 97	107 HF	2050	▲				△									
DT	50 R	98 - 03	109 HF	2028	△				△									
DT	50 R	04 -	105 HF	167 HF	△	△			△	△								
DT	50 X Supermotard	04 -	168 HF	167 HF	△	△			△	△								
FS	50 DX	75 - 79	500 HF	2032	△													
FS1	50 DX	77 - 78	500 HF	2032	△													
FS1	50 DX	79 - 81	531 HF	2032	△													
FS1	50 E	74 - 76	2032	2032														
FS1	50 SE	81 - 82	2032	2032														
FZR	50	90 -	638 HF	570 HF	△	△												
FZR	50	92 -	611 HF	632 HF	△	△												
JOG	50 (Spain)	88 -	111 HF	2021	△				△									
JOG	50 CY	90 - 92	2021	2050														
JOG	50 E	88 - 90	2112	2021														
JOG	50 R		111 HF	2050	△				△									
JOG-Z	50	88 - 89	619 HF	2182	△													
JOG-Z	50	90 -	114 HF	2021	△				△									
LB	50 Chappy	80 -	2032	2032														
LC	50 M, Bop, G,H Champ	80 - 81	2021	2021														
MA	50 M, QT 50	80 -	2112	2112														
MJ	50 J,M Towny	82	2112	2112														
MJ	50 M Towny	81 - 93	2112	2112														
MS	50	85 - 86	2112	2021														
PW	50 A-G	90 - 95	2112	2112														
PW	50 H, J, K, N, S, T	80 - 87	2112	2112														
PW	50 H1	96 -	2112	2112														
QA	50 Pocke	83 -	2112	2112														
QB	50 Vogel	83 -	2112	2112														

ALWAYS choose quality as "RECOMMENDED" / Choisissez TOUJOURS la qualité "RECOMMANDÉE".

* = 2 sets required / 2 jeux pour l'Avant.

△ = Available quality / Qualité disponible. ▲ = Available quality mit ABE / Qualité disponible avec ABE.

▲ = Mit ABE vorne und hinten. TÜV-Abnahme entfällt (gilt nur für Scheibenbremsbeläge).



RECOMMENDED

1xx = Scooter Pads
5xx = Street, Off Road & Racing Pads
2xxx = Brake Shoes



STREET



STREET EXCEL



CARBON TECH



MAXI SINTER



OFF ROAD



RACING OFF ROAD



RACING ROAD RACING



YAMAHA

					HF	HF	HS	LS	CT	CT	MS	MS	SI	SI	RSI	RSI	DC	RS
QT	50 Yamahopper	79- 87	2112	2112														
RD	50	76- 78	500 HF	2032	△													
RD	50 M	79- 80	531 HF	2032	△													
RD	50 MX	81- 87	547 HF	2032	▲													
RS	50 Champ	88-	111 HF	2021	△				△									
RX	50 K	83-	547 HF	2032	△													
SA	50 M, ME Passola	80- 84	2112	2021														
SG	50 Sting	84-	2021	2021														
SH	50 E, F Razz	93- 95	2112	2021														
SH	50 Mint	93-	2112	2021														
SH	50 T,EMT,U,MU,W,MW,A,MA,B, D,MD	87- 93	2112	2021														
T	50	86-	2050	2050														
TDR	50	90-	107 HF	107 HF	△	△			△	△								
TRAFIC	50 M	83-	2050	2050														
TT-R	50	06-	2010	2010														
TY	50 , M	77- 80	2032	2032														
TZM	50 R	94-	134 HF	107 HF	△	△			△	△	△							
TZR	50	90- 92	134 HF	107 HF	△	△			△	△	△							
TZR	50	93- 02	134 HF	137 HF	△	△			△	△	△							
TZR	50	03-	168 HF	105 HF	▲	▲			△	△								
V	50 M	83	2050	2050														
V	50 M, P	74- 82	2032	2032														
YA	50 Axis Mofa	97-	123 HF	2050	▲				△									
YE	50 Zest (Italy)	92- 95	114 HF	2028	△				△									
YE	50 Zest (Japan)	92- 95	111 HF	2021	▲				△									
YFM	50 Raptor	04-	2028	2034														
YH	50	98-	114 HF		△				△									
YM	50 Breeze, Fizz	95-	114 HF	2050	▲				△									
YN	50 Neo's, LC	97-	123 HF	2050	▲				△									
YQ	50 Aerox	97- 00	114 HF	145 HF	▲	▲			△	△								
YQ	50 Aerox	01-	114 HF	145 HF	▲	▲			△	△								
YSR	50 A, B	90- 91	575 HF	2028	△													
YSR	50 D	92	575 HF	2032	△													
YSR	50 T,U,W	87- 89	575 HF	2028	△													
YZ	50 G, H, J, K	80- 83	2182	2182														
RD	60 A, B	73- 75	2032	2032														
YF	60 S Moto 4	86		2050														
YT	60 L, N Tri Zinger	84- 85		2050														
YZ	60	85-	2182	2182														
V	70 A	76	2032	2032														
V	75 A	77	2032	2032														
	80 Beluga	- 89	2028	2028														
BW	80	86- 90	2182	2182														
CH	80 Beluga (CH 80)	90-	2050	2021														
CJ	80	86-	2182	2182														
CV	80 Riva	83- 87	2028	2028														
CW	80 Beluga	81- 83	2028	2028														
DT	80 LC	81- 84	550 HF	2034	▲													
DT	80 LC-2	85- 92	575 HF	2034	▲									▲		△		
DT	80 MX	81- 83	2032	2032														
DT	80 MX, MXS	84- 85	2050	2050														
LB2	80 Bop 2	80	2032	2032														
PW	80 B,D,E,F,G	91- 95	2182	2028														
PW	80 H	96-	2182	2028														
PW	80 K,N,S	83- 85	2182	2050														
RD	80 LC	81-	550 HF	2032	▲													
RD	80 LC	83-	575 HF	2032	▲													
RD	80 MX	81-	547 HF	2032	▲													
RX	80 SE	82-	547 HF	2032	▲													
T	80 Townmate	83- 97	2050	2050														
TDR	80	89	575 HF	575 HF	▲	▲							▲	▲	△	△		
TY	80	77- 82	2182	2032														
TY	80	83-	2182	2028														
TZR	80	- 91	570 HF	2034	△													
TZR	80	92-	619 HF	575 HF	△	△												
V	80	79- 82	2032	2032														
V	80 DL	83-	2050	2050														
VN	80 NW	88-	2034	2034														
YD	80	89-	611 HF	632 HF	△	△												
YE	80 Zest (Italy)	93-	114 HF		△				△									
YE	80 Zest (Japan)	93-	111 HF	2021	▲				△									

ALWAYS choose quality as **"RECOMMENDED"** / Choisissez **TOUJOURS** la qualité **"RECOMMANDÉE"**.

* = 2 sets required / 2 jeux pour l'Avant.

△ = Available quality / Qualité disponible. ▲ = Available quality mit ABE / Qualité disponible avec ABE.

▲ = Mit ABE vorne und hinten. TÜV-Abnahme entfällt (gilt nur für Scheibenbremsbeläge).



RECOMMENDED

1xx = Scooter Pads
5xx = Street, Off Road & Racing Pads
2xxx = Brake Shoes

STREET

STREET EXCEL

CARBON TECH

MAXI SINTER

OFF ROAD

RACING OFF ROAD

RACING ROAD RACING

YAMAHA						STREET		STREET EXCEL		CARBON TECH		MAXI SINTER		OFF ROAD		RACING OFF ROAD		RACING ROAD RACING		
						HF	HF	HS	LS	CT	CT	MS	MS	SI	SI	RSI	RSI	DC	RS	
YFM	80 G-M Badger	95-	2028	2034																
YFM	80 Grizzly	05-	2028	2034																
YFM	80 Raptor	02-	2028	2034																
YFM	80 T, U	87- 88	2050	2034																
YSR	80	86-	575 HF	2028		△														
YZ	80 A,B,C,D,E,F	74- 79	2182	2032																
YZ	80 A,B,D	90- 92	589 SI	2182		▲									▲		△			
YZ	80 E,F,G,H1,J1	93- 01	589 RSI	592 RSI		▲	▲								▲	▲	△	△		
YZ	80 G, H, J, K, L, M, N	80- 85	2182	2182																
YZ	80 S,T,U,W,	86- 89	589 SI	2182		▲									▲		△			
YZ	85 , LW	02-	589 RSI	592 RSI		▲	▲								▲	▲	△	△		
	90 Axis Pro Foot	94-	111 HF			△					△									
CR	90 Target	91-	111 HF	2028		△					△									
JOG	90	90-	111 HF	2021		△					△									
RD	90	76-	500 HF			△														
TT-R	90	00-	2182	2028																
V	90	78-	2032	2032																
YA	90 Axis	90-	111 HF	2032		△					△									
YFM	90 RY Raptor	09-		586 SI			△									△			△	
	100 Aerox	00-	123 HF	2034		▲					△									
	100 Neo's	00-	123 HF	2034		▲					△									
AG	100 Farmbike	- 91	2032	2034																
AG	100 Farmbike	92- 93	2050	2034																
DT	100	76- 80	2032	2034																
FJ	100 L, LC	84-	555 HF	555 HF		△	△													
RD	100	80-	531 HF			△														
RD	100 D	76- 79	500 HF			△														
RS	100	75- 80	2032	2032																
RS	100 DX	77- 79	500 HF	2028		△														
RS	100 DX	80- 82	531 HF	2028		△														
RT	100 A-H	90- 96	2028	2028																
RX	100	76- 79	500 HF	2032		△														
RX	100	84-	550 HF	2032		△														
RXS	100	83- 97	2050	2050																
YB	100	78- 81	2032	2032																
YB	100	82- 86	2032	2028																
YB	100	87- 92	2028	2028																
YZ	100 E, F, G, H	78- 81	2032	2034																
YZ	100 J, K	82- 83	2028	2034																
	105 Crypton	98-	107 HF	2050		△					△									
	110 Mio	05- 07	165 HF			△					△									
	110 Mio Sporty	05- 07	165 HF			△					△									
	110 Nouvo	06- 07	165 HF			△					△									
TT-R	110	08-	2182	2028																
RX	115 S	82-	550 HF	2032		△														
	125 Maxter	01-	151 CT*	157 CT		▲	▲				△	△	▲	▲						
BL	125 Beluga	85- 87	2034	2034																
BL	125 Beluga	88- 92	2115	2034																
BL	125 Beluga	93-	2115	2034																
BWs	125	10-	208 CT			△					△									
DT	125 E, MX, LC	74- 85	2034	2034																
DT	125 LC	85- 87	575 HF	2034		▲									▲		△			
DT	125 MX	90-	2034	2034																
DT	125 R	96- 97	107 CT	107 CT		▲	▲				△	△								
DT	125 R	98-	107 CT	107 CT		▲	▲				△	△								
DT	125 R, Electric	88- 03	575 HF	575 HF		▲	▲								▲	▲	△	△		
DT	125 Tenere	89- 90	608 HF	2034		▲									▲		△			
DT	125 Tenere Scout	90-	653 HF	635 HF		△	△													
DT	125 X Supermotard	05-	674 HF	632 HF		▲	▲													
DTZ	125 Tenere	90-	653 HF	635 HF		△	△													
IT	125 G, H, J	80- 82	2032	2034																
NXC	125 Cygnus X	05- 09	190 CT			▲					△									
NXC	125 Cygnus	10-	207 CT			△					△									
RD	125 DX	75- 77	500 HF	2034		△														
RD	125 DX	78- 81	531 HF	2037		△														
RD	125 LC	82- 84	550 HF*	2034		▲														
RD	125 LC	85- 87	570 HF	2034		▲														
RS	125 DX	76- 79	500 HF	2034		△														
RS	125 DX	80- 86	531 HF	2034		△														
SR	125	92- 96	550 HF	2050		△														
SR	125	97- 02	691 HF	2050		▲														
SR	125 Flame	96-	575 HF			▲														

ALWAYS choose quality as "RECOMMENDED" / Choisissez TOUJOURS la qualité "RECOMMANDÉE".

* = 2 sets required / 2 jeux pour l'Avant.

△ = Available quality / Qualité disponible. ▲ = Available quality mit ABE / Qualité disponible avec ABE.

▲ = Mit ABE vorne und hinten. TÜV-Abnahme entfällt (gilt nur für Scheibenbremsbeläge).



RECOMMENDED

1xx = Scooter Pads
5xx = Street, Off Road & Racing Pads
2xxx = Brake Shoes



STREET



STREET EXCEL



CARBON TECH



MAXI SINTER



OFF ROAD



RACING OFF ROAD



RACING ROAD RACING



YAMAHA					HF	HF	HS	LS	CT	CT	MS	MS	SI	SI	RSI	RSI	DC	RS
SR	125 SE	82	2034	2028														
SX	125 R	88-	536 HF		△													
TDR	125 (Italy)	90- 93	608 SI	692 SI	△	△							△	△	△	△		
TDR	125 R	93- 03	691 HS	575 LS	▲	▲	▲	▲										
TT-R	125	00-	2028	2028														
TT-R	125 LW	00-	589 SI	2028	▲								▲		△			
TW	125	99- 01	728 HF	2028	▲													
TW	125	02-	728 HF	2028	▲													
TY	125	80- 82	2032	2034														
TZ	125	97-	624 DC	659 RQ	▲	▲											△	△
TZR	125	87- 88	570 HF	2034	△													
TZR	125	89- 92	555 HF	570 HF	△	△												
TZR	125	93	691 HF	555 HF	△	△												
TZR	125	94	634 HF	555 HF	△	△												△
TZR	125 R	94-	634 HF	570 HF	△	△												△
VP	125 X-City	08-	194 CT	157 CT	△	△			△	△	△	△						
WR	125	91- 97	611 SI	632 SI	▲	▲							▲	▲	△	△		
WR	125	98- 02	694 SI	604 SI	▲	▲							▲	▲	△	△		
WR	125 R, XY	09-	627 HF	675 HF	△	△												
XC	125 Beluga	85	2034	2034														
XC	125 Beluga, Riva	87- 92	2115	2034														
XC	125 Cygnus F	00-	107 CT	2034	▲				△									
XC	125 E, F Riva	93-	2115	2034														
XC	125 F	00-	107 CT	2034	▲				△									
XC	125 TR Cygnus, R	96-	107 CT	2034	▲				△									
XC	125 Vity	08-	858 HF		△													
XN	125 Teos	01-	123 CT	2199	▲				△									
XT	125	82-	2034	2028														
XT	125 R	05-	773 HF	559 HF	▲	▲												
XT	125 X Supermotard	05-	774 HF	559 HF	▲	▲												
XTZ	125	05-	611 HF		▲													
XV	125 Virago	97-	691 HF	2034	▲													
XVS	125 Drag Star	00-	691 HF	2199	▲													
Y	125 Fair Breeze	92-	2050															
YBR	125	06- 07	575 HF	2034	▲													
YBR	125	08-	858 HF		△													
YFA	125 1 G-M Breeze	95-	2028	2034														
YFM	125 Grizzly	04-	2028	2034														
YP	125	89-	2037	2034														
YP	125 Majesty	01-	151 CT	157 CT	▲	▲			△	△	▲	▲						
YP	125 R Majesty	99- 00	151 CT	2199	▲				△		▲							
YP	125 X-Max	06- 09	194 CT	157 CT	▲	▲			△	△	▲	▲						
YP	125 X-Max	10-	181 CT	157 CT	△	△			△	△	△	△						
YP	125 X-Max Sport Ed.	11-	181 CT	157 CT	△	△			△	△	△	△						
YP	125 X-Max ABS	11-	181 CT	155 CT	△	△			△	△	△	△						
YP	125 X-Max Business ABS	11-	181 CT	155 CT	△	△			△	△	△	△						
YT	125 G, H, Tri Moto	80- 81		617 HF		△												
YW	125 Z	10-	208 CT		△				△									
YZ	125	76- 82	2033															
YZ	125	90- 95	611 RSI	632 RSI	▲	▲							▲	▲	△	△		
YZ	125	96- 97	611 RSI	648 RSI	▲	▲							▲	▲	△	△		
YZ	125	98- 02	694 RSI	604 RSI	▲	▲							▲	▲	△	△		
YZ	125	03- 07	694 RSI	790 RSI	▲								▲	▲	△	△		
YZ	125	08-	840 RSI	790 RSI									△	△	△	△		
YZ	125 A,B	74- 75	2032	2034														
YZ	125 K	83	2033	2049														
YZ	125 L	84	2036	2049														
YZ	125 N, S, T	85- 87	580 SI	2049	▲								▲		△			
YZ	125 U	88	580 RSI	575 RSI	▲	▲							▲	▲	△	△		
YZ	125 V, W	89	611 RSI	584 RSI	▲	▲							▲	▲	△	△		
YZF	125 R	08-	671 HF	810 HF	▲	▲	▲											
	135 Crypton X	08-	858 HF		△													
	150 Teos	02-	123 CT	2199	△				△									
XC	150 Fly One	92-	575 HF	2012	△													
XC	150 Fly One R	98-	107 CT	2028	△				△									
XQ	150 Maxter	01-	151 CT*	157 CT	▲	▲			△	△	▲	▲						
YP	150 Majesty	01-	151 CT	157 CT	▲	▲			△	△	▲	▲						
DT	175	95- 99	2034	2034														
DT	175	00-	728 HF	2034	△													
DT	175 all models	74- 83	2034	2034														
IT	175 G, H, J	80- 82	2033	2034														
TY	175	77- 80	2032	2034														

ALWAYS choose quality as **“RECOMMENDED”** / Choisissez **TOUJOURS** la qualité **“RECOMMANDÉE”**.

* = 2 sets required / 2 jeux pour l'Avant.

△ = Available quality / Qualité disponible. ▲ = Available quality mit ABE / Qualité disponible avec ABE.

▲ = Mit ABE vorne und hinten. TÜV-Abnahme entfällt (gilt nur für Scheibenbremsbeläge).



RECOMMENDED

1xx = Scooter Pads
5xx = Street, Off Road & Racing Pads
2xxx = Brake Shoes

STREET



STREET EXCEL



CARBON TECH



MAXI SINTER



OFF ROAD



RACING OFF ROAD



RACING ROAD RACING



YAMAHA					HF	HF	HS	LS	CT	CT	MS	MS	SI	SI	RSI	RSI	DC	RS
YT	175 J, K Tri Moto	82 - 83	2028	576 HF		△												
RT	180 A, B, D	90 - 92	596 HF	2034	△													
RT	180 E	93	596 HF	2034	△													
RT	180 G,H	95 - 96	575 SI	2034	▲									▲		△		
XC	180 Cygnus, Riva	83 - 85	2115	2037														
YP	180 R Majesty	03	151 CT	2199	▲				△		▲							
YP	180 R Majesty	04 -	151 CT	157 CT	△	△			△	△	△	△						
SR	185 Exiter, H, J	81 - 82	2034	2028														
BW	200	85 - 88	2028	2028														
DT	200 R	85 - 87	575 HF	2034	▲									▲		△		
DT	200 R	89	575 HF	575 HF	▲	▲								▲	▲	△	△	
DT	200 WR	91 - 93	611 HF	632 HF	△	△												
IT	200	85 -	575 SI	2049	▲									▲		△		
IT	200 L, N	84 - 85	2049	2049														
IT	200 S	86	580 HF	2049	△													
RD	200 A, B	74 - 75	2113	2037														
RD	200 DX	76 - 78	500 HF	2037	△													
RD	200 DX	78 - 81	531 HF	2037	△													
RS	200	79	2037	2037														
SDR	200	88 - 89	570 HF	570 HF	△	△												
SX	200 R	88 -	536 HF		△													
TT	200	86 -	575 HF	2028	▲									▲		△		
TW	200	87 - 00	2034	2028														
TW	200	01 -	728 HF	2028	△													
WR	200	91 - 92	611 SI	632 SI	▲	▲								▲	▲	△	△	
XC	200 Riva	87 -	2115	2034														
XT	200	85 -	2034	2028														
YDS-7	200	73 - 75	2113	2064														
YFM	200 DXS-DXW Moto 4	86 - 87	2028	576 HF		△												
YFM	200 N Moto 4	85 - 89	2028	576 HF		△												
YFS	200 R Blaster	03 -	536 SI*	592 SI	▲	▲								▲	▲	△	△	
YFS	200 U-P Blaster	88 - 02	2028	637 SI	▲	▲								▲		△	△	
YTM	200 K-N Tri Moto	83 - 85	2028	576 HF		△												
	225 Bronco, Cellow	97 -	728 HF		△													
	225 Serow	85 -	575 HF	2014	△													
TT	225 S,T	86 - 00	575 HF	2028	▲									▲		△		
TTR	225	01 -	575 SI	2028	▲									▲		△		
XT	225	01 -	728 HF	2028	△													
XT	225 E-H	92 - 00	575 HF	2028	▲									▲		△		
XT	225 Serow	86 -	575 HF	2028	▲									▲		△		
YFM	225 S-U Moto 4	86 - 88	2028	576 HF		△												
YTM	225 DRN, DRS Tri Moto	85 - 86	2028	576 HF		△												
YTM	225 DXK-DXN Tri Moto	83 - 85	2028	576 HF		△												
TT-R	230	05 -	611 SI	2034	△										△			
XV	240 Virago	92 -	550 HF		△													
	250 X-City	08 -	194 MS	155 MS	△	△			△	△	△	△						
DT	250 all models	75 - 80	2035	2037														
FZ	250 Phazer N, S	85 - 86	555 HF*	2034	△													
FZ	250 R	85	570 HF		△													
FZR	250	87 - 88	590 HF*	570 HF	△	△												
FZR	250 R	89 -	639 HF*	570 HF	△	△												
FZX	250 Zeal	91 - 92	663 HS	570 LS	△	△	△	△										
GX	250 Left	80 -	545 HF		△													
GX	250 Right	80 -	528 HF		△													
IT	250	85 -	575 SI	2037	▲									▲		△		
IT	250 G, H, J	80 - 82	2033	2037														
IT	250 L	84	2036	2037														
NX	250	88	580 HF		△													
R1-Z	250	90 -	639 HF	570 HF	△	△												
RD	250 A-C	73 - 77	504 HF	2064	△													
RD	250 D	77	504 HF	504 HF	△	△												
RD	250 DX Left/Rear	80 -	545 HF	2064	△													
RD	250 DX Right	80 -	528 HF		△													
RD	250 E, F	78 - 79	528 HF	528 HF	△	△												
RD	250 LC	80	535 HF	2064	▲													
RD	250 LC	81 - 82	547 HF	2064	▲													
RD	250 LC	83 -	550 HF	555 HF	▲	▲												
RZ	250 RR	88	570 HS*	570 LS	△	△	△	△										
RZR	250	90	570 HS*	570 LS	△	△	△	△										
SR	250	90 -	2192	2034														
SR	250 SE	80 - 82	2035	2034														
SRV	250	92 - 97	663 HS		△		△											

ALWAYS choose quality as "RECOMMENDED" / Choisissez TOUJOURS la qualité "RECOMMANDÉE".

* = 2 sets required / 2 jeux pour l'Avant.

△ = Available quality / Qualité disponible. ▲ = Available quality mit ABE / Qualité disponible avec ABE.

▲ = Mit ABE vorne und hinten. TÜV-Abnahme entfällt (gilt nur für Scheibenbremsbeläge).



RECOMMENDED

1xx = Scooter Pads
5xx = Street, Off Road & Racing Pads
2xxx = Brake Shoes



STREET



STREET EXCEL



CARBON TECH



MAXI SINTER



OFF ROAD



RACING OFF ROAD



RACING ROAD RACING



YAMAHA

				HF	HF	HS	LS	CT	CT	MS	MS	SI	SI	RSI	RSI	DC	RS
SRX	250	84 -	570 HF	2034	△												
SRX	250 T, TC	87	570 HF	2037	△												
TDR	250	88 - 92	590 HF	570 HF	▲	▲											
TT	250	87 - 92	580 HF	2034	△												
TT	250 R	93 -	611 SI	632 SI	▲	▲						▲	▲	△	△		
TY	250 D, E	77 - 78	2032	2034													
TY	250 H	81	2033	2037													
TY	250 R	91 - 92	559 HF	2032	△												
TY	250 S, R	84 - 90	2049	2032													
TY	250 Z	93 - 96	559 HF	559 HF	△	△											
TY	250 Z (Scottish)	96 -	575 RSI	632 RSI	△	△								△	△		
TZ	250	82 -	504 HF		△												
TZ	250	90 - 01	624 DC*	659 RQ	△	△										△	△
TZ	250 (Rad.cal)	02 -	624 DC*	659 RQ	△	△										△	△
TZR	250	87 - 88	590 HF*	570 HF	▲	▲											
TZR	250	89 - 92	634 HF*	570 HF	▲	▲											△
TZR	250 R	94	566 HF*	659 HF	△	△											△
WR	250	90	611 SI	632 SI	▲	▲						▲	▲	△	△		
WR	250	92 - 93	611 SI	632 SI	▲	▲						▲	▲	△	△		
WR	250	94 - 97	611 SI	632 SI	▲	▲						▲	▲	△	△		
WR	250	98 - 02	694 SI	604 SI	▲	▲						▲	▲	△	△		
WR	250 F	01 - 02	694 SI	604 SI	▲	▲						▲	▲	△	△		
WR	250 F	03 -	694 SI	790 SI	▲	▲						▲	▲	△	△		
WR	250 R	08 -	694 HS	790 LS	△	△		△					△		△		
WR	250 X	08 -	627 HS	790 LS	△	△		△									
WR	250 ZB	91	611 SI	632 SI	▲	▲						▲	▲	△	△		
XG	250 Tricker	05 -	728 HF	632 HF	▲	▲											
XS	250 C	77 - 78	507 HF	507 HF	△	△											
XS	250 C	81	2113	2066													
XS	250 D, E	79 - 80	507 HF	2066	△												
XS	250 SE, SF	80 - 81	528 HF	2066	△												
XT	250	80 -	2034	2034													
XV	250 Route 66	88 - 90	550 HF	2034	△												
XV	250 S Virago	95 - 97	691 HS	2034	▲		▲										
XV	250 S Virago	98 -	691 HS	2034	▲		▲										
XV	250 Virago	88	550 HF	2034	△												
XV	250 Virago	89 - 94	616 HF	2034	▲												
XVS	250 Drag Star	01 -	691 HF	2199	▲												
YBR	250	07 -	638 HF		▲		▲										
YD	250	86 -	2037	2035													
YD	250 S	90	555 HF	2035	△												
YFM	250 AN Bruin 2x4	05 -	536 SI*		▲							▲		△			
YFM	250 Bear Tracker	01 -	536 SI*		▲							▲		△			
YFM	250 Raptor Left/Rear	09 -	850 SI	592 SI		△						▲	△	△	△		
YFM	250 Raptor Right	09 -	849 SI									△		△			
YFM	250 Timberwolf (YFB 250 G)	95	2035	2035													
YFM	250 W, A, B	89 - 91	2035	576 SI		△								△			
YFU1W	250 Pro Hauler	89 -	2035	2177													
YP	250 D Majesty DX	98 -	128 MS	155 MS	▲	▲			△	△	▲	▲					
YP	250 Majesty	96 -	128 MS	2066	▲				△		▲	▲					
YP	250 Majesty DX/ABS	99 -	128 MS	155 MS	▲	▲			△	△	▲	▲					
YP	250 X-Max	05 - 09	194 MS	155 MS	▲	▲			△	△	▲	▲					
YP	250 X-Max	10 -	181 MS	155 MS	△	△			△	△	△	△					
YTZ	250 N, S Tri Moto	85 - 86	575 SI	575 SI	△	△							△	△	△	△	
YZ	250	98 - 02	694 RSI	604 RSI	▲	▲						▲	▲	△	△		
YZ	250	03 - 07	694 RSI	790 RSI	▲							▲	▲	△	△		
YZ	250	08 -	840 RSI	790 RSI								△	△	△	△		
YZ	250 A	90	611 RSI	632 RSI	▲	▲						▲	▲	△	△		
YZ	250 A,B,C,D,E,F	74 - 79	2033	2035													
YZ	250 B1-J1	91 - 97	611 RSI	648 RSI	△	△						△	△	△	△		
YZ	250 F	01 - 02	694 RSI	604 RSI	▲	▲						▲	▲	△	△		
YZ	250 F	03 - 06	694 RSI	790 RSI	▲							▲	▲	△	△		
YZ	250 F	07 - 09	840 RSI	790 RSI								▲	▲	△	△		
YZ	250 F	10 -	840 RSI	790 RSI								△	△	△	△		
YZ	250 G	80	2033	2034													
YZ	250 H	81	2033	2037													
YZ	250 J, K, L	82 - 84	2036	2034													
YZ	250 N, S, T	85 - 87	580 SI	2034	▲							▲		△			
YZ	250 U	88	580 RSI	575 RSI	▲	▲						▲	▲	△	△		
YZ	250 V,W,WRW	89	611 RSI	584 RSI	▲	▲						▲	▲	△	△		
YZ	250 WRA,WRB	90 - 91	611 RSI	632 RSI	▲	▲						▲	▲	△	△		
VP	300 Versity	03 -	151 MS	151 MS	▲	▲			△	△	▲	▲					

ALWAYS choose quality as **"RECOMMENDED"** / Choisissez **TOUJOURS** la qualité **"RECOMMANDÉE"**.

* = 2 sets required / 2 jeux pour l'Avant.

△ = Available quality / Qualité disponible. ▲ = Available quality mit ABE / Qualité disponible avec ABE.

▲ = Mit ABE vorne und hinten. TÜV-Abnahme entfällt (gilt nur für Scheibenbremsbeläge).



RECOMMENDED

1xx = Scooter Pads
5xx = Street, Off Road & Racing Pads
2xxx = Brake Shoes

STREET

STREET EXCEL

CARBON TECH

MAXI SINTER

OFF ROAD

RACING OFF ROAD

RACING ROAD RACING

YAMAHA						HF	HF	HS	LS	CT	CT	MS	MS	SI	SI	RSI	RSI	DC	RS
YFM	300 Warrior	89	536 SI	584 SI	△	△										△	△		
BW	350	87-	2049	2032															
RD	350 A, B	73- 79	504 HF	2064	△														
RD	350 LC	80	535 HF*	2064	▲														
RD	350 LC	81- 82	547 HF*	2064	▲														
RD	350 LC	85	570 HF*	570 HF	▲	▲													
RD	350 LC YPVS	83- 84	550 HF*	555 HF	▲	▲													
RD	350 LC, F	85- 90	570 HS*	570 LS	▲	▲	▲	▲											
RD	350 R	91- 95	570 HS*	570 LS	△	△	△	△											
RZ	350 F	86- 88	570 HS*	570 LS	△	△	△	△											
RZ	350 L, N, NC	84- 85	550 HF*	555 HF	△	△													
TT	350	95-	611 SI	632 SI	▲	▲									▲	▲	△	△	
TT	350 S,T	86- 87	580 SI	2034	▲										▲		△		
TY	350	86-	2049	2032															
XT	350	85- 90	575 HF	2034	▲										▲		△		
XT	350 B-H	91- 96	575 HF	2034	▲										▲		△		
YFM	350 Bruin 2x4, 4x4	04-	536 SI*		▲										▲		△		
YFM	350 ERT, ERU	87- 88	2028	576 HF		△													
YFM	350 ERW, ERA-G	89- 95	2035	576 HF		▲													
YFM	350 FWB L, LC Big Bear	99	536 SI*	2066	▲										▲		△		
YFM	350 FWT, FWU Big Bear	87- 88	2114	576 HF		△													
YFM	350 FWW, FWA-G Big Bear	89- 95	2178	576 HF		△													
YFM	350 FXG-FXM Wolverine	95-	536 SI*	592 SI	▲	▲									▲	▲	△	△	
YFM	350 R Raptor	04-	592 SI*	592 SI	△	△									△	△	△	△	
YFM	350 UH, UJ, UK	96- 98	2178	2066															
YFM	350 XG,XH Warrior	95- 96	536 SI*	592 SI	▲	▲									▲	▲	△	△	
YFM	350 XT, XU Warrior	87- 88	575 SI*	592 SI	△	△									△	△	△	△	
YFM	350 XW, XA-M Warrior	89-	536 SI*	536 SI	▲	▲									▲	▲	△	△	
YFP	350 U Terrapro	88	2035	2177															
YFZ	350 A-M Banshee	90- 06	536 SI*	592 SI	▲	▲									▲	▲	△	△	
YFZ	350 T-W Banshee	87- 89	575 SI*	592 SI	▲	▲									▲	▲	△	△	
XS	360 B	76-	504 HF	2064	△														
XS	360 C, D	77-	507 HF	507 HF	△	△													
YZ	360	89	611 SI	584 SI	▲	▲									▲	▲	△	△	
	400 Artesia	91-	650 HS	575 LS	△	△	△	△											
DT	400 all models	75- 77	2035	2037															
FZ	400 N	87-	555 HF*	570 HF	△	△													
FZ	400 R	85-	570 HF*	570 HF	△	△													
FZR	400	87-	555 HF*	570 HF	△	△													
FZR	400	88- 90	590 HS*	570 LS	△	△	△	△											
FZR	400 A	90	613 HS	570 LS	△	△	△	△											
FZR	400 R	91-	634 HS*	570 LS	△	△	△	△											△
RD	400	79-	507 HF*	528 HF	△	△													
RD	400 C, D	77	504 HF	504 HF	△	△													
RD	400 E, F, G	78- 79	528 HF	528 HF	△	△													
RD	400 S	73- 76	504 HF		△														
SR	400			2037															
SR	400	77	507 HF	507 HF	△	△													
SRX	400	85- 86	613 HF	570 HF	△	△													
SRX	400	87-	590 HF	570 HF	△	△													
WR	400 F	98	694 SI	648 SI	▲	▲									▲	▲	△	△	
WR	400 F	99- 00	694 SI	604 SI	▲	▲									▲	▲	△	△	
XJ	400	80- 81	535 HF		△														
XJ	400	82	550 HF*	550 HF	△	△													
XJ	400 Diversion	91-	663 HS	570 LS	△	△	△	△											
XJ	400 Maxim, Seca	81-	547 HF*	2063	△														
XJR	400 R	95-	706 HS	555 LS	▲	▲	▲	▲											
XS	400	85-	550 HF	2066	△														
XS	400 2E, 2F, 2G, H	78- 81	2113	2066															
XS	400 C, E, F	77- 79	507 HF	507 HF	△	△													
XS	400 DOHC	82-	550 HF	2066	▲														
XS	400 RJ, RK, J, K	82- 83	550 HF	2066	▲														
XS	400 SE Left/Rear	80- 81	528 HF	2066	▲														
XS	400 SE Right	80- 81	545 HF		▲														
XS	400 SG, SH, SF	80-	528 HF	2066	△														
XS	400 Z	83-	555 HF	555 HF	△	△													
XT	400	86-	575 HF	2063	▲														
XV	400 Virago, SPL	88-	616 HF	2065	▲										▲		△		
YFM	400 FAM Kodiak	00-	536 SI*	754 SI	▲	▲									▲	▲	△	△	
YFM	400 FAR Kodiak Automatic	03	536 SI*	2066	△										△		△		
YFM	400 FWN Big Bear 4WD	00-	536 SI*	754 SI	▲	▲									▲	▲	△	△	

ALWAYS choose quality as "RECOMMENDED" / Choisissez TOUJOURS la qualité "RECOMMANDÉE".

* = 2 sets required / 2 jeux pour l'Avant.

△ = Available quality / Qualité disponible. ▲ = Available quality mit ABE / Qualité disponible avec ABE.

▲ = Mit ABE vorne und hinten. TÜV-Abnahme entfällt (gilt nur für Scheibenbremsbeläge).



RECOMMENDED

1xx = Scooter Pads
5xx = Street, Off Road & Racing Pads
2xxx = Brake Shoes



STREET



STREET EXCEL



CARBON TECH



MAXI SINTER



OFF ROAD



RACING OFF ROAD



RACING ROAD RACING



YAMAHA

					HF	HF	HS	LS	CT	CT	MS	MS	SI	SI	RSI	RSI	DC	RS
YFM	400 FWNH																	
	Big Bear-Buckmaster 4WD	00-	536 SI*	754 SI	▲	▲								▲	▲	△	△	
YFM	400 N Big Bear 2WD	00-	536 SI*	754 SI	▲	▲								▲	▲	△	△	
YP	400 Majesty	04	170 MS	185 MS	△	△				△	△	△	△					
YP	400 Majesty	05-	128 MS*	185 MS	▲	▲				△	△	▲	▲					
YZ	400 D, E, F	77- 79	2033	2035														
YZ	400 F	98	694 RSI	648 RSI	▲	▲								▲	▲	△	△	
YZ	400 F	99	694 RSI	604 RSI	▲	▲								▲	▲	△	△	
IT	425 G	80	2033	2035														
WR	426 F	01- 02	694 SI	604 SI	▲	▲								▲	▲	△	△	
YZ	426 F	00- 02	694 RSI	604 RSI	▲	▲								▲	▲	△	△	
WR	450 F	03-	694 SI	790 SI	▲	▲								▲	▲	△	△	
YFM	450 FA_ Kodiak	03-	536 SI*	754 SI	▲	▲								▲	▲	△	△	
YFM	450 Wolverine	06-	536 SI*	754 SI	▲	▲								▲	▲	△	△	
YXR	450 Rhino Left/Rear	06-	611 SI	816 SI										▲	▲	△	△	
YXR	450 Rhino Right	06-	638 SI											▲		△		
YZ	450 F	03- 07	694 RSI	790 RSI	▲									▲	▲	△	△	
YZ	450 F	08- 09	840 RSI	790 RSI										△	△	△	△	
YZ	450 F Efi	10-	840 RSI	790 RSI										△	△	△	△	
YZF	450 S Left/Rear	04- 05	638 SI	592 SI	▲	▲								▲	▲	△	△	
YZF	450 S Left/Rear	06-	638 SI	709 SI	△	△								△	△	△	△	
YZF	450 S Right	04- 05	611 SI		▲									▲		△		
YZF	450 S Right	06-	611 SI		△									△		△		
IT	465 H, J	81- 82	2036	2037														
YZ	465 G	80	2036	2035														
YZ	465 H	81	2036	2037														
IT	490 L	84	2036	2037														
YZ	490 H, J	81- 82	2036	2037														
YZ	490 K	83	2036	2034														
YZ	490 L	84	2036	2037														
YZ	490 N,S,T	85- 87	580 SI	2037	▲									▲		△		
YZ	490 U,W,A	88- 90	580 SI	2037	▲									▲		△		
FZR	500 (Austria)	89	555 HF*	555 HF	△	△												
FZR	500 R (Austria)	90- 91	645 HS*	555 LS	△	△	△	△										
IT	500 G, H	80- 81	2033	2035														
RD	500	83-	555 HF*	555 HF	△	△												
RD	500 LC	84- 86	555 HF*	570 HF	▲	▲												
RD	500 LC	85	555 HF*	570 HF	▲	▲												
RZ	500	84- 86	555 HF*	570 HF	△	△												
SR	500	78- 84	507 HF	2037	▲													
SR	500	85- 91	507 HF	2037	▲													
SR	500	92-	2190	2037														
TX	500 A, B	74- 77	504 HF	2063	△													
WR	500 B	91	611 SI	575 SI	▲	▲								▲	▲	△	△	
WR	500 ZD,ZE	92- 93	611 SI	632 SI	▲	▲								▲	▲	△	△	
XJ	500 (Austria)	81- 83	547 HF	2066	△													
XP	500 TMAX	01- 03	170 MS	169 MS	▲	▲				△	△	▲	▲					
XP	500 TMAX	04- 07	128 MS*	185 MS	△	△				△	△	△	△					
XP	500 TMAX	08-	198 MS*	185 MS	▲	▲				△	△	▲	▲					
XP	500 TMAX Tech Max	11-	198 MS*	185 MS	△	△				△	△	△	△					
XS	500	75- 77	504 HF*	2063	△													
XS	500	77- 81	507 HF	507 HF	△	△												
XS	500 DOHC	82-	550 HF		▲													
XT	500	76- 80	2035	2037														
XT	500	86-	575 HF	2037	▲									▲		△		
XT	500 (Austria)	83-	550 HF	2037	△													
XT	500 E (Austria)	90- 96	650 HS	575 LS	△	△	△	△										
XV	500 K, Virago	83-	550 HF	2063	△													
XV	500 SE	83-	550 HF	2063	▲													
XV	535 DX Virago	98- 03	663 HS	2065	▲		▲											
XV	535 S Virago	96- 03	663 HS	2065	▲		▲											
XV	535 Virago	88- 95	616 HF	2065	▲													
XJ	550 H, J, K Maxim	81- 83	547 HF	2063	▲													
XJ	550 RH, RJ, RK Seca	81- 83	547 HF	2066	△													
XT	550	82- 83	2037	2037														
XZ	550	82	547 HF*	2063	△													
XZ	550	83- 84	550 HF*	2063	▲													
XZ	550 RJ, RK	82- 83	550 HF	2063	△													
XZ	550 S	83- 84	550 HF*	2063	△													
YFM	550 FGPW Grizzly Left	09-	850 SI	852 SI										△	△	△	△	
YFM	550 FGPW Grizzly Right	09-	849 SI	851 SI										△	△	△	△	
DT	600 N	85-	575 HF	2034	▲									▲		△		

ALWAYS choose quality as **"RECOMMENDED"** / Choisissez **TOUJOURS** la qualité **"RECOMMANDÉE"**.

* = 2 sets required / 2 jeux pour l'Avant.

△ = Available quality / Qualité disponible. ▲ = Available quality mit ABE / Qualité disponible avec ABE.

▲ = Mit ABE vorne und hinten. TÜV-Abnahme entfällt (gilt nur für Scheibenbremsbeläge).



RECOMMENDED

1xx = Scooter Pads
5xx = Street, Off Road & Racing Pads
2xxx = Brake Shoes

STREET

STREET EXCEL

CARBON TECH

MAXI SINTER

OFF ROAD

RACING OFF ROAD

RACING ROAD RACING

YAMAHA						HF	HF	HS	LS	CT	CT	MS	MS	SI	SI	RSI	RSI	DC	RS
FJ	600	84-	555 HF*	555 HF	△	△													
FZ	600	86- 87	555 HF*	555 HF	△	△													
FZ	600 S, SC	86-	555 HF*	570 HF	△	△													
FZ6	600	04-	691 HS*	657 LS	▲	▲	▲	▲											
FZ6	600 Fazer	04-	691 HS*	657 LS	▲	▲	▲	▲											
FZ6	600 Fazer S2	07-	634 HS*	657 LS	▲	▲	▲	▲											
FZ6	600 Fazer S2 ABS	07-	634 HS*	657 LS	▲	▲	▲	▲											
FZ6	600 S2	07-	634 HS*	657 LS	▲	▲	▲	▲											
FZ6	600 S2 ABS	07-	634 HS*	657 LS	▲	▲	▲	▲											
FZ6R	600	09-	691 HS*	614 LS	△	△	△	△											
FZR	600	89	555 HF*	555 HF	▲	▲													
FZR	600 R	90- 91	645 HS*	555 LS	▲	▲	▲	▲											
FZR	600 R	92- 95	665 HS*	555 LS	▲	▲	▲	▲											
FZS	600 Fazer	98- 03	634 HS*	570 LS	▲	▲	▲	▲										△	△
FZS	600 S Fazer	01- 03	634 HS*	570 LS	▲	▲	▲	▲										△	△
SRX	600	86- 87	570 HF*	570 HF	▲	▲													
SRX	600	88- 89	590 HF	570 HF	▲	▲													
SRX	600	90-	613 HS	570 LS	▲	▲	▲	▲											
TT	600	85- 88	575 HF	2034	▲										▲		△		
TT	600	89	596 HF	2034	▲														
TT	600	90- 92	580 HF	2034	▲										▲		△		
TT	600 E,S	96-	671 HF	675 HF	▲	▲									▲	▲	△	△	
TT	600 K,L	83- 84	2036	2034															
TT	600 R	93- 95	671 HF	632 HF	▲	▲									▲	▲	△	△	
TT	600 R	98-	671 HF	675 HF	▲	▲	▲	▲							▲	▲	△	△	
XJ	600	83- 91	555 HF*	555 HF	▲	▲													
XJ	600 N	91- 97	663 HS	570 LS	△	△	△	△											
XJ	600 N	98-	691 HS*	570 LS	▲	▲	▲	▲											
XJ	600 S Diversion	91- 97	663 HS	570 LS	▲	▲	▲	▲											
XJ	600 S Diversion	98- 03	691 HS*	570 LS	▲	▲	▲	▲											
XJ6	600 Diversion	09-	691 HS*	614 LS	△	△	△	△											
XT	600	83- 85	550 HF	2037	▲														
XT	600	86-	550 HF	2037	▲														
XT	600 E	90-	650 HS	575 LS	▲	▲	▲	▲											
XT	600 K	91-	650 HS	575 LS	▲	▲	▲	▲											
XT	600 Tenere	83- 84	550 HF	2037	▲														
XT	600 Z	86-	596 HF	2037	▲														
XT	600 Z, Tenere	87- 90	596 HF	575 HF	▲	▲										△		△	
YFM	600 FWAK-FWAN 4x4 Grizzly	98- 01	592 SI*	2066	▲										▲		△		
YX	600 Radian	87- 90	555 HF*	2063	△														
YZF	600 R Thunder Cat	96- 03	634 HS*	555 LS	▲	▲	▲	▲										△	△
YZF	600 R6	99- 02	634 HS*	728 LS	▲	▲	▲	▲										△	△
YZF	600 R6	03- 04	634 HS*	657 LS	▲	▲	▲	▲										△	△
YZF	600 R6 (Rad.cal)	05	634 HS*	657 LS	▲	▲	▲	▲										△	△
YZF	600 R6 (Rad.cal)	06-	634 HS*	657 LS	▲	▲	▲	▲										△	△
TX	650	72-	504 HF		△														
XJ	650	80- 82	507 HF*	2065	▲														
XJ	650	83	550 HF	2065	▲														
XJ	650 G, H, SH Left/Rear	80- 83	545 HF	2065	△														
XJ	650 G, H, SH Right	80- 83	528 HF		△														
XJ	650 Seca	81- 83	547 HF*	2065	△														
XJ	650 Turbo	81- 82	550 HF*	2065	▲														
XS	650	75- 85	507 HF*	507 HF	▲	▲													
XS	650 B, C, XS2	75- 77	504 HF*	2064	△														
XS	650 D1E, F, F2	77- 79	507 HF*	2064	△														
XS	650 G, H, J, K	80- 82	545 HF	507 HF	△	△													
XS	650 SE	80-	507 HF	507 HF	▲	▲													
XS	650 SJ, SK	82-	507 HF*	2064	△														
XS	650 SK, Heritage	83-	507 HF*	507 HF	△	△													
XVS	650 A Drag Star Classic	98-	663 HS	2065	▲		▲												
XVS	650 Drag Star	97-	663 HS	2065	▲		▲												
	660 MT-03	06-	691 HS*	675 LS	▲	▲	▲	▲											
	660 Rhino Left/Rear	05-	611 SI	816 SI											▲	▲	△	△	
	660 Rhino Right	05-	638 SI												▲		△		
SZR	660	96-	566 HF	519 HF	▲	▲													
XT	660 R	04-	674 HS	675 LS	△	△	△	△											
XT	660 X	04-	706 HS	675 LS	△	△	△	△											
XT	660 Z Tenere	08-	671 HS*	675 LS	△	△	△	△											
XT	660 Z Tenere ABS	11-	671 HS*	675 LS	△	△	△	△											
XTZ	660 Tenere	91- 98	650 HS	575 LS	▲	▲	▲	▲											
YFM	660 FWAP 4x4 Grizzly	02-	592 SI*	799 SI	▲										▲	▲	△	△	
YFM	660 RN Raptor	01-	592 SI*	592 SI	▲	▲									▲	▲	△	△	

ALWAYS choose quality as "RECOMMENDED" / Choisissez TOUJOURS la qualité "RECOMMANDÉE".

* = 2 sets required / 2 jeux pour l'Avant.

△ = Available quality / Qualité disponible. ▲ = Available quality mit ABE / Qualité disponible avec ABE.

▲ = Mit ABE vorne und hinten. TÜV-Abnahme entfällt (gilt nur für Scheibenbremsbeläge).



RECOMMENDED

1xx = Scooter Pads
5xx = Street, Off Road & Racing Pads
2xxx = Brake Shoes



STREET



STREET EXCEL



CARBON TECH



MAXI SINTER



OFF ROAD



RACING OFF ROAD



RACING ROAD RACING



YAMAHA					HF	HF	HS	LS	CT	CT	MS	MS	SI	SI	RSI	RSI	DC	RS
FZ	700	87 -	555 HF*	555 HF	△	△												
FZX	700 Fazer	87 -	555 HF	555 HF	△	△												
XJ	700	86 -	555 HF	2065	△													
XJ	700 Maxim	85 -	555 HF	555 HF	△	△												
XV	700 L, LC	84 -	555 HF*	2065	△													
XV	700 Virago	87 -	555 HF	2065	△													
YFM	700 FGPW Grizzly Left	07 -	850 SI	852 SI									△	△	△	△		
YFM	700 FGPW Grizzly Right	07 -	849 SI	851 SI									△	△	△	△		
YFM	700 R Raptor Left/Rear	06 - 08	611 SI	816 SI									▲	▲	△	△		
YFM	700 R Raptor Right	06 - 08	638 SI										▲		△			
YFM	700 RY	09 -	611 SI	816 SI									△	△	△	△		
YFM	700 RY	09 -	638 SI										△		△			
YXR	700 Rhino Left/Rear	08 -	638 SI	638 SI									△	△	△	△		
YXR	700 Rhino Right/Rear	08 -	611 SI	611 SI									△	△	△	△		
	750 Maxim	81	547 HF	555 HF	△	△												
FZ	750	85 - 86	555 HF*	555 HF	▲	▲												
FZ	750 Genesis	86	555 HF*	570 HF	▲	▲												
FZ	750 Genesis	87 - 88	555 HF*	555 HF	▲	▲												
FZ	750 Genesis	89 - 92	590 HS*	555 LS	▲	▲	▲	▲										
FZR	750 R	89 - 90	624 HS*	555 LS	▲	▲	▲	▲										
FZR	750 R Genesis	87 - 88	613 HF*	555 HF	▲	▲												
FZX	750 Fazer	86 -	555 HF*	555 HF	▲	▲												
TX	750	73 - 74	504 HF*	2065	△													
TX	750 A	73 - 76	504 HF*	555 HF	△	△												
VF	750 Virago	88 -	555 HF	2065	△													
XJ	750	83	555 HF*	555 HF	▲	▲												
XJ	750	84 -	555 HF*	555 HF	▲	▲												
XJ	750 E	81 - 83	507 HF	2065	△													
XJ	750 Maxim	82	550 HF*	2065	△													
XJ	750 RH, RJ, RK Seca	81 - 83	547 HF*	2065	▲													
XS	750	77 - 80	507 HF*	507 HF	▲	▲												
XS	750 H, J, K	81 - 82	545 HF	507 HF	△	△												
XS	750 SE Left/Rear	79 - 80	545 HF	507 HF	▲	▲												
XS	750 SE Right	79 - 80	528 HF		▲													
XTZ	750 Super Tenere Left/Rear	89 - 95	611 HF	633 HF	▲	▲							▲	▲	△	△		
XTZ	750 Super Tenere Right	89 - 95	638 HF		▲								▲		△			
XV	750	89 - 92	555 HS	2065	▲		▲											
XV	750 MK	83 -	528 HF	2063	△													
XV	750 SE	81 -	545 HF	2063	▲													
XV	750 Virago	94 -	663 HS*	2065	▲		▲											
YZF	750 R, SP	93 - 97	683 HS*	555 LS	▲	▲	▲	▲										△
YZF	750 R7 OW02	99 -	634 HS*	733 LS	▲	▲	▲	▲									△	△
YZF	750 R7 OW02 Race kit	99 -	729 HS*				△										△	△
	800 Fazer 8	10 -	634 HS*	657 LS	△	△	△	△										
FZ8	800	10 -	634 HS*	657 LS	△	△	△	△										
TDM	850	91 - 95	590 HS*	555 LS	▲	▲	▲	▲										
TDM	850	96 - 01	645 HS*	555 LS	▲	▲	▲	▲										
TRX	850	95 -	613 HS*	555 LS	▲	▲	▲	▲										
TRX	850 (Italy)	95 -	706 HS*	555 LS	▲	▲	▲	▲										
XS	850	80 - 81	507 HF*	507 HF	△	△												
XS	850 Left/Rear	81 -	545 HF	507 HF	▲	▲												
XS	850 Right	81 -	528 HF		▲													
TDM	900	02 -	634 HS*	769 LS	▲	▲	▲	▲										
XJ	900	83 - 84	555 HF*	555 HF	▲	▲												
XJ	900	85 -	555 HF*	555 HF	▲	▲												
XJ	900 F	85 - 93	555 HF*	555 HF	△	△												
XJ	900 S, Diversion	94 - 03	663 HS*	555 LS	▲	▲	▲	▲										
XV	920	81 -	507 HF		△													
XV	920 J	82 -	547 HF	2065	△													
XV	920 K, MK, Virago	83 -	545 HF	550 HF	△	△												
XV	920 Virago	81 -	547 HF*	555 HF	△	△												
XVS	950 A Midnight Star	09 -	663 HS	769 LS	△	△	△	△										
FZ1	1000 Fazer	06 -	634 HS*	657 LS	▲	▲	▲	▲										
FZR	1000	94 - 95	683 HS*	555 LS	▲	▲	▲	▲										△
FZR	1000 EX UP	90 - 91	645 HS*	555 LS	▲	▲	▲	▲										
FZR	1000 EX UP	92 - 93	665 HS*	555 LS	▲	▲	▲	▲										
FZR	1000 Genesis	87 - 89	613 HF*	555 HF	▲	▲												
FZS	1000 Fazer	01 - 05	634 HS*	770 LS	▲	▲	▲	▲										
GTS	1000	93 - 99	682 HF	555 HF	▲	▲												
XV	1000 L, C	84 -	555 HF*	555 HF	△	△												
XV	1000 SE	83 -	547 HF*	2065	▲													
XV	1000 TR1	81 -	507 HF*	2065	▲													

ALWAYS choose quality as **"RECOMMENDED"** / Choisissez **TOUJOURS** la qualité **"RECOMMANDÉE"**.

* = 2 sets required / 2 jeux pour l'Avant.

△ = Available quality / Qualité disponible. ▲ = Available quality mit ABE / Qualité disponible avec ABE.

▲ = Mit ABE vorne und hinten. TÜV-Abnahme entfällt (gilt nur für Scheibenbremsbeläge).


RECOMMENDED

 1xx = Scooter Pads
 5xx = Street, Off Road & Racing Pads
 2xxx = Brake Shoes

STREET

STREET EXCEL

CARBON TECH

MAXI SINTER

OFF ROAD

RACING OFF ROAD

RACING ROAD RACING


YAMAHA			RECOMMENDED		STREET		STREET EXCEL		CARBON TECH		MAXI SINTER		OFF ROAD		RACING OFF ROAD		RACING ROAD RACING	
					HF	HF	HS	LS	CT	CT	MS	MS	SI	SI	RSI	RSI	DC	RS
XV	1000 Virago	86-	555 HF*	2065	▲													
YZF	1000 R Thunder Ace	96-	634 HS*	555 LS	▲	▲												
YZF	1000 R1	98- 01	634 HS*	733 LS	▲	▲	▲	▲									△	△
YZF	1000 R1	02- 03	634 HS*	728 LS	▲	▲	▲	▲									△	△
YZF	1000 R1 (Rad.cal)	04- 06	634 HS*	657 LS	▲	▲	▲	▲									△	△
YZF	1000 R1 (Rad.cal)(4-pad)	07- 08	839 HS*	657 LS		▲	▲	▲									△	△
YZF	1000 R1 (Rad.cal)(4-pad)	09-	839 HS*	657 LS		△	△	△									△	△
YZF	1000 R1 SP (Rad.cal)	06	634 HS*	657 LS	▲	▲	▲	▲									△	△
	1100 SE, Maxim	81	547 HF		△													
BT	1100 Bulldog	02-	634 HS*	555 LS	▲	▲	▲	▲										
FJ	1100	83- 85	555 HF*	555 HF	▲	▲												
XJ	1100	81-	547 HF*	528 HF	△	△												
XS	1100 E,F,G,H	78- 81	507 HF*	507 HF	▲	▲												
XS	1100 LH Midnight	81	547 HF*	528 HF	▲	▲												
XS	1100 SF, SG, SH, LG Left/Rear	79- 81	545 HF	507 HF	△	△												
XS	1100 SF, SG, SH, LG Right	79- 81	528 HF		△													
XV	1100 Virago	86- 93	555 HF*	2065	▲													
XV	1100 Virago	94- 98	663 HS*	2065	▲		▲											
XV	1100 Virago	99	691 HS*	555 LS	▲	▲	▲	▲										
XVS	1100 Drag Star	99-	691 HS*	555 LS	▲	▲	▲	▲										
XVS	1100 Drag Star Classic	00-	691 HS*	555 LS	▲	▲	▲	▲										
FJ	1200	86- 87	555 HF*	555 HF	▲	▲												
FJ	1200	88	613 HF*	555 HF	▲	▲												
FJ	1200 ABS	91- 93	613 HS*	555 LS	▲	▲	▲	▲										
V-MAX	1200	85- 89	555 HF*	555 HF	△	△												
V-MAX	1200	90- 92	555 HS*	555 LS	△	△	△	△										
V-MAX	1200 SPL,E,EC,F,FC,G,GC,H,HC, J,JC	93- 03	645 HS*	555 LS	△	△	△	△										
XJR	1200	94- 98	613 HS*	555 LS	▲	▲	▲	▲										
XJR	1200 (Italy)	95- 98	706 HS*	555 LS	▲	▲	▲	▲										
XJR	1200 SP	97- 98	613 HS*	555 LS	▲	▲	▲	▲										
XT	1200 Z Super Tenere	10-	634 HS*	769 LS	△	△	△	△										
XV	1200 DL, DC2	84-	555 HF*	555 HF	△	△												
XV	1200 Venture Royale	85	555 HF*	555 HF	△	△												
XV	1200 Z12T	84-	555 HF*	555 HF	▲	▲												
XVT	1200 T, Vent. Royale	84-	555 HF*	555 HF	△	△												
	1300 Stryker	11-	663 HS	769 LS	△	△	△	△										
FJR	1300	01-	634 HS*	769 LS	▲	▲	▲	▲										
FJR	1300 ABS	03- 05	634 HS*	769 LS	▲	▲	▲	▲										
FJR	1300 ABS	06-	740 HS*	769 LS	▲	▲	▲	▲										
XJR	1300	99- 01	634 HS*	555 LS	▲	▲	▲	▲										
XJR	1300	02-	634 HS*	770 LS	▲	▲	▲	▲										
XJR	1300 SP	01	634 HS*	555 LS	▲	▲	▲	▲										
XVS	1300 A Midnight Star	07-	691 HS*	769 LS	▲	▲	▲	▲										
XVZ	1300 A Royal Star	96-	613 HS*	590 LS	▲	▲	▲	▲										
XVZ	1300 AT Royal Star Tour Classic	97-	613 HS*	590 LS	▲	▲	▲	▲										
XVZ	1300 Royal Star Boulevard	99-	613 HS*	590 LS	▲	▲	▲	▲										
XVZ	1300 TF Royal Star Venture	99-	663 HS*	590 LS	▲	▲	▲	▲										
XVZ	1300 Venture Royale	86- 89	613 HF*	590 HF	▲	▲												
XVZ	1300 Venture Royale	90- 95	613 HS*	590 LS	▲	▲	▲	▲										
XV	1600 A Wild Star	99-	663 HS*	590 LS	▲	▲	▲	▲										
	1700 MT-01 (Rad.cal)	05- 06	634 HS*	654 LS	▲	▲	▲	▲										
	1700 MT-01 (Rad.cal)	07-	839 HS*	654 LS		▲	▲	▲										
V-MAX	1700	09-	839 HS*	769 LS		△	△	△										
XV	1700 PC Road Star Warrior	03-	634 HS*	769 LS	▲	▲	▲	▲										
XV	1700 Road Star Warrior	02	634 HS*	590 LS	△	△	△	△										
XV	1900 Midnight Star	06-	634 HS*	769 LS	▲	▲	▲	▲										
ZANELLA																		
	50 Racing Moped	92-	519 HF		△													
RZA	125	92-	519 HF		△													
TZ4	125 Patagonia (ARG)	92-	608 HF		△													
ZUNDAPP																		
KS	50 Supersport	- 79	532 HF		▲													
KS	50 TT Watercooled	80- 81	532 HF		▲													
KS	80	80	532 HF		▲													
KS	80 Super	80-	574 HF		△													
KS	80 Super	83-	560 HF		▲													
KS	80 Touring	81-	532 HF		▲													
KS	125	79	560 HF		△													
KS	175	78-	506 HF		▲													

ALWAYS choose quality as "RECOMMENDED" / Choisissez TOUJOURS la qualité "RECOMMANDÉE".
 * = 2 sets required / 2 jeux pour l'Avant.

△ = Available quality / Qualité disponible. ▲ = Available quality mit ABE / Qualité disponible avec ABE.
 ▲ = Mit ABE vorne und hinten. TÜV-Abnahme entfällt (gilt nur für Scheibenbremsbeläge).

MOTOCROSS





OFF ROAD

OFF ROAD

			OFF ROAD			OFF ROAD				
			RSI	SI	CS	RSI	SI	CS		
APRILIA										
MXV	450	09 -	694	△	△	△	790	△	△	△
BENELLI										
BX	449 Cross	07 -	671	△	△	△	675	△	△	△
CCM										
	450 MX	08 -	671	△	△	△	790	△	△	△
GAS GAS										
MC	125	03 -	694	△	△	△	604	△	△	△
MC	250	97 - 99	671	△	△	△	675	△	△	△
HONDA										
CR	80 R, RB	92 - 95	584	△	△		604	△	△	△
CR	80 R, RB	96 - 02	584	△	△		604	△	△	△
CR	85 R, R Expert	03 -	592	△	△	△	604	△	△	△
CR	125	02 -	694	△	△	△	777	△	△	△
CR	125 R	95 - 01	694	△	△	△	604	△	△	△
CR	125 RH, RJ, RK	87 - 94	603	△	△		604	△	△	△
CRF	150 R	07 -	592	△	△	△	777	△	△	△
CRF	250 R	04 - 09	694	△	△	△	777	△	△	△
CRF	250 R Efi	10 -	694	△	△	△	777	△	△	△
CR	250	02 -	694	△	△	△	777	△	△	△
CR	250 R	87 - 94	603	△	△		604	△	△	△
CR	250 R	95 - 01	694	△	△	△	604	△	△	△
CRF	450 Efi	09 -	694	△	△	△	777	△	△	△
CRF	450 R	02 - 08	694	△	△	△	777	△	△	△
CR	500 R	87 - 94	603	△	△		604	△	△	△
CR	500 R	95 - 01	694	△	△	△	604	△	△	△
HUSABERG										
FC	400	99 - 02	671	△	△	△	675	△	△	△
FC	450	03 -	671	△	△	△	675	△	△	△
FC	470 , e	01 - 02	671	△	△	△	675	△	△	△
FC	501	99 - 01	671	△	△	△	675	△	△	△
FC	550	01 -	671	△	△	△	675	△	△	△
FC	600	99 - 01	671	△	△	△	675	△	△	△
HUSQVARNA										
CR	125	05 -	671	△	△	△	791	△	△	△
CR	250	96 - 04	671	△	△	△	675	△	△	△
CR	250	05	671	△	△	△	791	△	△	△
TC	250	02 - 03	671	△	△	△	675	△	△	△
TC	250	04 -	671	△	△	△	791	△	△	△
TC	449	11 -	671	△	△	△	791	△	△	△
TC	450	02 - 03	671	△	△	△	675	△	△	△
TC	450	04 - 10	671	△	△	△	791	△	△	△
TC	510	02 - 03	671	△	△	△	675	△	△	△
TC	510	04 - 10	671	△	△	△	791	△	△	△
TC	570	01 -	671	△	△	△	675	△	△	△
TC	610	96 -	671	△	△	△	675	△	△	△
KAWASAKI										
KX	65	00 -	752	△	△	△	592	△	△	△
KX	80 L,N,R-R6	88 - 96	544	△	△	△	592	△	△	△
KX	80 R7, T7, W1, Y1, W2, Y2	97 - 00	726	△	△	△	592	△	△	△
KX	85	01 -	726	△	△	△	592	△	△	△
KX	85 II	01 -	726	△	△	△	592	△	△	△
KX	100	88 - 92	544	△	△	△	592	△	△	△
KX	100	97 -	726	△	△	△	592	△	△	△
KX	100 B5-B6	95 - 96	544	△	△	△	592	△	△	△
KX	125 E1	86	546	△	△		586	△	△	
KX	125 G,H,J	89 - 93	611	△	△		632	△	△	
KX	125 K1	94	694	△	△	△	632	△	△	
KX	125 K2-M2	95 -	694	△	△	△	604	△	△	△
KX	250 D2	86	546	△	△		586	△	△	
KX	250 G1,H1-2,J1-2	89 - 93	611	△	△		632	△	△	
KX	250 K1	94	694	△	△	△	632	△	△	
KX	250 K2-M2	95 -	694	△	△	△	604	△	△	△
KX-F	250	04 - 10	694	△	△	△	790	△	△	△
KX-F	250 DFI	11 -	694	△	△	△	790	△	△	△
KX-F	450	06 - 08	694	△	△	△	790	△	△	△

△ = Available quality / Qualité disponible.

To select compound for off-road front/rear - see page 16-17 / Pour sélectionner vos plaquettes off-road avant/arrière - voir page 16-17



OFF ROAD



OFF ROAD



KAWASAKI				RSI	SI	CS		RSI	SI	CS
KX-F	450 DFI	09 -	694	△	△	△	790	△	△	△
KX	500 B2	86	546	△	△		586	△	△	
KX	500 E1-E5	89 - 93	611	△	△		632	△	△	
KX	500 E6-E7	94 - 95	694	△	△	△	632	△	△	
KX	500 E8-	96 -	694	△	△	△	604	△	△	△
KTM										
SX	60	99	559	△	△	△				
SX	65	00 - 01	559	△	△	△	574	△	△	△
SX	65	02 - 03	783	△	△		574	△	△	△
SX	65	04 - 08	783	△	△		794	△	△	
SX	65	09 -	783	△	△		783	△	△	
SX	85	04 - 10	783	△	△		783	△	△	
SX	85	11 -	783	△	△		872	△	△	△
SX	125	96 - 03	671	△	△	△	675	△	△	△
SX	125	04 -	671	△	△	△	791	△	△	△
SX	144	07 - 08	671	△	△	△	791	△	△	△
SX	150	09 -	671	△	△	△	791	△	△	△
SX	200	03 - 04	671	△	△	△	791	△	△	△
SX	250	96 - 02	671	△	△	△	675	△	△	△
SX	250	03 -	671	△	△	△	791	△	△	△
SX-F	250	06 -	671	△	△	△	791	△	△	△
SX-F	350	11 -	671	△	△	△	791	△	△	△
SX	360	96 - 97	671	△	△	△	675	△	△	△
SX	380	98 - 02	671	△	△	△	675	△	△	△
SX	400 Racing	00 - 02	671	△	△	△	675	△	△	△
SX-F	450	03 -	671	△	△	△	791	△	△	△
XC-F	450	08 -	671	△	△	△	791	△	△	△
XC-F	505	09 -	671	△	△	△	791	△	△	△
SX	505 Racing	07 -	671	△	△	△	791	△	△	△
SX-F	520 Racing	00 - 02	671	△	△	△	675	△	△	△
SX-F	525 Racing	03	671	△	△	△	675	△	△	△
SX-F	525 Racing	04 - 06	671	△	△	△	791	△	△	△
SX	620	95 - 99	671	△	△	△	675	△	△	△
LEM										
RX	65	05 -	794	△	△		794	△	△	
POLINI										
X5	65 RP	05 -	794	△	△		794	△	△	
SHERCO										
SX	250 2.5i-F	09 -	671	△	△	△	790	△	△	△
SUZUKI										
RM	65	03 -	752	△	△	△	592	△	△	△
RM	80	96 - 01	702	△	△	△	544	△	△	△
RM	85 , L	02 - 04	702	△	△	△	544	△	△	△
RM	85 , L	05 -	726	△	△	△	820	△	△	△
RM	100	03 -	726	△	△	△	592	△	△	△
RM	125	05 -	694	△	△	△	604	△	△	△
RM	125 J	88	611	△	△		584	△	△	
RM	125 K,L	89 - 90	611	△	△		632	△	△	
RM	125 M,N,P,R,S	91 - 95	611	△	△		648	△	△	
RM	125 T-K	96 - 04	694	△	△	△	604	△	△	△
RM	250	05 -	694	△	△	△	604	△	△	△
RM	250 H, J	87 - 88	611	△	△		584	△	△	
RM	250 K,L	89 - 90	611	△	△		632	△	△	
RM	250 M,N,P,R,S	91 - 95	611	△	△		648	△	△	
RM	250 T-K	96 - 04	694	△	△	△	604	△	△	△
RMX	250 K,L,M,N,P,R,S	89 - 95	611	△	△		648	△	△	
RMX	250 T-W	96 - 98	694	△	△	△	648	△	△	
RM-Z	250	04 - 06	694	△	△	△	790	△	△	△
RM-Z	250	07 - 09	694	△	△	△	790	△	△	△
RM-Z	250 Efi	10 -	694	△	△	△	790	△	△	△
RM-Z	450	05 - 07	694	△	△	△	790	△	△	△
RM-Z	450 Efi	08 -	694	△	△	△	790	△	△	△
RMX	450 Z Efi	10 -	694	△	△	△	790	△	△	△
RM	500 H	87 -	611	△	△		592	△	△	△
TM										
	80 Cross	96 - 00	671	△	△	△	675	△	△	△

△ = Available quality / Qualité disponible.

To select compound for off-road front/rear - see page 16-17 / Pour sélectionner vos plaquettes off-road avant/arrière - voir page 16-17



OFF ROAD

OFF ROAD

TM			OFF ROAD			OFF ROAD				
			RSI	SI	CS	RSI	SI	CS		
80 Junior	96 - 00	544	△	△	△	592	△	△	△	
85	01 -	671	△	△	△	604	△	△	△	
125	96 - 00	671	△	△	△	675	△	△	△	
125	01 - 04	671	△	△	△	604	△	△	△	
125	05 -	671	△	△	△	790	△	△	△	
250	01 - 04	671	△	△	△	604	△	△	△	
250	05 -	671	△	△	△	790	△	△	△	
250 E	95 - 00	671	△	△	△	675	△	△	△	
250 F	01 - 04	671	△	△	△	604	△	△	△	
250 F	05 -	671	△	△	△	790	△	△	△	
300	98 - 00	671	△	△	△	675	△	△	△	
300	01 - 04	671	△	△	△	604	△	△	△	
300	05 -	671	△	△	△	790	△	△	△	
320	96 - 97	671	△	△	△	675	△	△	△	
400 F	00	671	△	△	△	675	△	△	△	
400 F	01	671	△	△	△	604	△	△	△	
450 F	02 - 04	671	△	△	△	604	△	△	△	
450 F	05 -	671	△	△	△	790	△	△	△	
530 F	01 - 04	671	△	△	△	604	△	△	△	
530 F	05 -	671	△	△	△	790	△	△	△	
YAMAHA										
YZ	80 E,F,G,H1,J1	93 - 01	589	△	△	△	592	△	△	△
YZ	85 , LW	02 -	589	△	△	△	592	△	△	△
YZ	125	90 - 95	611	△	△		632	△	△	
YZ	125	96 - 97	611	△	△		648	△	△	
YZ	125	98 - 02	694	△	△	△	604	△	△	△
YZ	125	03 - 07	694	△	△	△	790	△	△	△
YZ	125	08 -	840	△	△	△	790	△	△	△
YZ	125 U	88	580	△	△		575	△	△	
YZ	125 V, W	89	611	△	△		584	△	△	
YZ	250	98 - 02	694	△	△	△	604	△	△	△
YZ	250	03 - 07	694	△	△	△	790	△	△	△
YZ	250	08 -	840	△	△	△	790	△	△	△
YZ	250 A	90	611	△	△		632	△	△	
YZ	250 B1-J1	91 - 97	611	△	△		648	△	△	
YZ	250 F	01 - 02	694	△	△	△	604	△	△	△
YZ	250 F	03 - 06	694	△	△	△	790	△	△	△
YZ	250 F	07 - 09	840	△	△	△	790	△	△	△
YZ	250 F	10 -	840	△	△	△	790	△	△	△
YZ	250 U	88	580	△	△		575	△	△	
YZ	250 V,W,WRW	89	611	△	△		584	△	△	
YZ	250 WRA,WRB	90 - 91	611	△	△		632	△	△	
YZ	400 F	98	694	△	△	△	648	△	△	
YZ	400 F	99	694	△	△	△	604	△	△	△
YZ	426 F	00 - 02	694	△	△	△	604	△	△	△
YZ	450 F	03 - 07	694	△	△	△	790	△	△	△
YZ	450 F	08 - 09	840	△	△	△	790	△	△	△
YZ	450 F Efi	10 -	840	△	△	△	790	△	△	△

△ = Available quality / Qualité disponible.

To select compound for off-road front/rear - see page 16-17 / Pour sélectionner vos plaquettes off-road avant/arrière - voir page 16-17

ROAD RACING





RACING

RACING

APRILIA

				DS	DC	RS		RQ	LS
RS	125	99 - 05	601			△	824	△	
RS	125	06 -	844		△	△	747	△	
RS	125 , Extrema	93 - 98	601			△	824	△	
RS	125 Pista	05 -	601			△	824	△	
RS	250	97 - 02	706*	△	△	△	519	△	△
RS	250 Pista	04 -	706*	△	△	△	519	△	△
RSV	1000 Factory Pista (Rad.cal)	04 -	762*	△	△	△	730	△	△
RSV	1000 Mille	97 - 01	706*	△	△	△	730	△	△
RSV	1000 Mille	02 -	762*	△	△	△	730	△	△
RSV	1000 Mille Nera (Rad.cal)	04 -	762*	△	△	△	730	△	△
RSV	1000 Mille R	00	706*	△	△	△	730	△	△
RSV	1000 Mille R	01 - 02	762*	△	△	△	730	△	△
RSV	1000 Mille R	04	762*	△	△	△	730	△	△
RSV	1000 Mille R (Rad.cal)	03	762*	△	△	△	730	△	△
RSV	1000 Mille R (Rad.cal)	05 -	762*	△	△	△	730	△	△
RSV	1000 Mille R Factory (Rad.cal)	04 -	762*	△	△	△	730	△	△
RSV	1000 Mille SP	00	706*	△	△	△	730	△	△
RSV4	1000	09 -	841*	△	△	△	730	△	△
RSV4-R	1000	10 -	841*	△	△	△	730	△	△

BENELLI

	900 Tornado TRE RS (Rad.cal)	04 -	762*		△	△	730	△	△
--	------------------------------	------	------	--	---	---	-----	---	---

BIMOTA

	500 Vdue	97 -	566*		△	△	519	△	△
YB9	600 SRI	97 -	566*		△	△	519	△	△
	650 Supermono	97 -	566*		△	△	519	△	△
DB5	1000 Mille (Rad.cal)	05 -	762*		△	△	730	△	△
DB5	1000 S (Rad.cal)	07 -	762*		△	△	730	△	△
SB8	1000 R	98 -	706*	△	△	△	519	△	△
SB8K	1000	06 -	706*	△	△	△	519	△	△
SB8K	1000 Santamonica	07 -	762*		△	△	519	△	△
YB11	1000	97 -	566*		△	△	519	△	△
DB7	1098 (Rad.cal)	08	762*		△	△	730	△	△
DB7	1099 (Rad.cal)	09 -	841*	△	△	△	519	△	△
3D	1100 Tesi (Rad.cal)	07 -	762*		△	△	730	△	△
SB6	1100	97 -	566*		△	△	519	△	△
DB8	1198 (Rad.cal)	10 -	841*	△	△	△	730	△	△

BMW

S	1000 RR	09 -	870*	△	△	△	675	△	△
R	1100 S With Integral ABS	01 -	778*			△	742	△	△
R	1100 S Without Integral ABS	01 -	796*			△	742	△	△
	1200 HP2 Sport	08 -	841*	△	△	△	671	△	△
K	1200 R	05 - 08	778*			△	742	△	△
K	1300 R	09 -	778*			△	742	△	△
K	1300 R Dynamic	11 -	778*			△	742	△	△

CAGIVA

	500 Mito	07	566		△	△	519	△	△
SP	525 Mito	08 -	566		△	△	519	△	△

DUCATI

	600 SS Supersport	95 -	566		△	△	519	△	△
	748 R	00	706*	△	△	△	519	△	△
	748 R	01 - 02	762*		△	△	519	△	△
	748 SP	95 - 97	566*		△	△	519	△	△
	748 SPS	98 - 99	706*	△	△	△	519	△	△
	749 , S	03 -	762*	△	△	△	730	△	△
	749 R (Rad.cal)	04 -	762*	△	△	△	730	△	△
	750 SS Supersport	95 - 99	566		△	△	519	△	△
	848 (Rad.cal)	08 - 10	706*	△	△	△	730	△	△
	848 EVO (Rad.cal)	11 -	841*	△	△	△	730	△	△
	900 SS Supersport	95 - 97	566		△	△	519	△	△
	916 Biposto	94 -	566*		△	△	519	△	△
	916 SPS	97 - 98	706*	△	△	△	519	△	△
D16RR	990 Desmosedici RR	07 -	841*	△	△	△	730	△	△
	996 , SPS	99 - 01	706*	△	△	△	519	△	△
	996 R	01	762*		△	△	519	△	△
	998 , S	02	706*	△	△	△	519	△	△
	998 R	02	762*		△	△	519	△	△
	999 , S	03 -	762*	△	△	△	730	△	△

* = 2 sets required / 2 jeux pour l'Avant.

△ = Available quality / Qualité disponible.

To select compound for racing front/rear - see page 14-15 / Pour sélectionner vos plaquettes racing avant/arrière - voir page 14-15



RACING

RACING

DUCATI				DS	DC	RS		RQ	LS
999 R (Rad.cal)		03 -	762*	△	△	△	730	△	△
1098 (Rad. cal)		07 - 08	841*	△	△	△	730	△	△
1098 R (Rad.cal)		08 -	841*	△	△	△	730	△	△
1098 R Bayliss LE (Rad.cal)		09 -	841*	△	△	△	730	△	△
1098 S (Rad. cal)		07 - 08	841*	△	△	△	730	△	△
1198 (Rad.cal)		09 -	841*	△	△	△	730	△	△
1198 S (Rad.cal)		09 -	841*	△	△	△	730	△	△
1198 SP (Rad.cal)		11 -	841*	△	△	△	730	△	△
GILERA									
600 Supersport		02 -	762*		△	△	730	△	△
HARLEY DAVIDSON									
XR 1200		08 -	860*	△		△	808		△
HONDA									
NSF 100		06 -	688			△	604	△	
RS 125		95 -	566		△	△	618	△	
CBR 250 R		11 -	627		△	△			
RS 250 R		91 - 92	622*		△	△	614	△	△
RS 250 R		93 -	566*		△	△	618	△	
CBR 400 RR		87 - 89	627*		△	△	614	△	△
RVF 400 RR (NC35)		90 - 96	622*		△	△	623	△	△
CB 600 Hornet		98 - 99	627*		△	△	657	△	△
CB 600 Hornet		00 - 01	627*		△	△	657	△	△
CB 600 Hornet		02 - 06	627*		△	△	657	△	△
CB 600 Hornet		07 -	627*		△	△	834	△	△
CB 600 Hornet S		00 -	627*		△	△	657	△	△
CBR 600 F3		95 - 98	627*		△	△	657	△	△
CBR 600 F4, F4 Sport		99 -	734*		△	△	657	△	△
CBR 600 RR		03 - 04	734*		△	△	657	△	△
CBR 600 RR (Rad.cal)		05 - 06	809*	△	△	△	657	△	△
CBR 600 RR (Rad.cal)		07 -	809*	△	△	△	834	△	△
CBR 600 RR (Rad.cal) ABS		09 -	809*	△	△	△	834	△	△
RVF 750 RR (RC-45)		94 - 98	622*		△	△	623	△	△
CB 900 Hornet		02 -	622*		△	△	657	△	△
CBR 900 RR Fireblade		98 - 99	734*		△	△	657	△	△
CBR 900 RR Fireblade		00 - 01	734*		△	△	657	△	△
CBR 900 RR Fireblade		02 - 03	734*		△	△	657	△	△
CBR 900 RR, Fireblade		92 - 95	622*		△	△	657	△	△
CBR 900 RR, Fireblade		96 - 97	622*		△	△	657	△	△
CBR 1000 RR Fireblade (Rad.cal)		04 - 05	809*	△	△	△	657	△	△
CBR 1000 RR Fireblade (Rad.cal)		06 - 07	809*	△	△	△	834	△	△
CBR 1000 RR Fireblade (Rad.cal)		08 -	809*	△	△	△	834	△	△
CBR 1000 RR Fireblade (Rad.cal) ABS		09 -	809*	△	△	△	834	△	△
VTR 1000 F Firestorm		97 -	622*		△	△	657	△	△
VTR 1000 SP-1, SP-2		00 -	734*		△	△	657	△	△
KAWASAKI									
EX 250 R Ninja		08 -	638			△	638	△	△
ZXR 400 L1-L5		91 - 02	666*		△	△	556	△	△
ZX-6R 600 E1-E5 (Ninja ZX6)		93 - 97	631*		△	△	687	△	△
ZX-6R 600 F1-F3 (Ninja ZX6R)		95 - 97	631*		△	△	687	△	△
ZX-6R 600 Ninja		98 - 01	686*		△	△	687	△	△
ZX-6R 600 Ninja (Rad.cal)		07 - 08	838*	△	△	△	687	△	△
ZX-6R 600 Ninja (Rad.cal)		09 -	838*	△	△	△	687	△	△
ZX-6RR 600 Ninja (Rad.cal)		03 - 06	788*	△	△	△	687	△	△
ZX-6R 636 Ninja		02	686*		△	△	687	△	△
ZX-6R 636 Ninja (Rad.cal)		03 - 06	788*	△	△	△	687	△	△
ZX-7R 750 Ninja P1,P2		96 - 02	686*		△	△	556	△	△
ZX-7RR 750 Ninja N1		96 - 02	676*		△	△	715	△	△
ZX-9R 900 Ninja		96	686*		△	△	687	△	△
ZX-9R 900 Ninja		97 - 01	686*		△	△	687	△	△
ZX-9R 900 Ninja		02 -	782*		△	△	687	△	△
Z 1000		03 - 06	782*		△	△	687	△	△
Z 1000		07 - 09	838*		△	△	657	△	△
ZX-10R 1000 Ninja (Rad.cal)		04 - 07	788*	△	△	△	687	△	△
ZX-10R 1000 Ninja (Rad.cal)		08 - 09	806*	△	△	△	687	△	△
ZX-10R 1000 Ninja (Rad.cal)		10	806*	△	△	△	687	△	△
ZX-10R 1000 Ninja (Rad.cal)		11 -	806*	△	△	△	834	△	△
ZX-12R 1200 Ninja		00 - 03	686*		△	△	556	△	△
ZX-12R 1200 Ninja (Rad.cal)		04 -	788*		△	△	556	△	△

* = 2 sets required / 2 jeux pour l'Avant.

△ = Available quality / Qualité disponible.

To select compound for racing front/rear - see page 14-15 / Pour sélectionner vos plaquettes racing avant/arrière - voir page 14-15




				RACING			RACING			
				DS	DC	RS		RQ	LS	
KTM										
RC8	1190		08 -	841*	△	△	△	730	△	△
RC8	1190 R		09 -	841*	△	△	△	730	△	△
RC8	1190 R Track		11 -	841*	△	△	△	730	△	△
MORIWAKI										
MD	250		09 -	782		△	△	618	△	
MOTO-GUZZI										
	1200 MGS-01 Corsa (Rad.cal)		05 -	762*		△	△	730	△	△
MV AGUSTA										
	675 F3		11 -	706*		△	△	763	△	△
	750 F4 SPR		01 -	676*		△	△	763	△	△
	750 F4/F4S		99 -	676*		△	△	763	△	△
	1000 F4 R		06 - 07	762*	△	△	△	763	△	△
	1000 F4S		04 - 06	676*		△	△	763	△	△
	1078 F4 CC		08 -	841*	△	△	△	763	△	△
	1078 F4 RR		08 -	841*	△	△	△	763	△	△
MZ										
	660 (MUZ) Skorpion Cup		99 -	566		△	△	519	△	△
	660 (MUZ) Skorpion Replica		97 -	566*		△	△	519	△	△
	660 (MUZ) Skorpion Sport		95 -	566		△	△	519	△	△
SUZUKI										
GSX-R	600		97 - 00	631*		△	△	556	△	△
GSX-R	600		01 - 03	631*		△	△	556	△	△
GSX-R	600 (Rad.cal)		04 - 05	806*	△	△	△	765	△	△
GSX-R	600 (Rad.cal)		06 - 10	806*	△	△	△	833	△	△
GSX-R	600 (Rad.cal)		11 -	841*	△	△	△	834	△	△
SV	650 ,S Left/Rear		99 - 02	705			△	556	△	△
SV	650 ,S Left/Rear		03 -	705			△	657	△	△
SV	650 ,S Right		99 - 02	704			△			
SV	650 ,S Right		03 -	704			△			
GSX-R	750		94 - 95	686*		△	△	556	△	△
GSX-R	750		94 - 99	686*		△	△	556	△	△
GSX-R	750 (Rad.cal)		04 - 05	806*	△	△	△	765	△	△
GSX-R	750 (Rad.cal)		06 - 10	806*	△	△	△	833	△	△
GSX-R	750 (Rad.cal)		11 -	841*	△	△	△	834	△	△
GSX-R	750 Y		00 - 03	631*		△	△	556	△	△
GSX-R	1000		01 - 02	686*		△	△	765	△	△
GSX-R	1000 (Rad.cal)		03	788*		△	△	765	△	△
GSX-R	1000 (Rad.cal)		04 - 06	806*	△	△	△	765	△	△
GSX-R	1000 (Rad.cal)		07 - 08	806*	△	△	△	833	△	△
GSX-R	1000 (Rad.cal)		09 -	806*	△	△	△	834	△	△
SV	1000 , S		03 -	631*		△	△	657	△	△
TL	1000 RW		98 - 02	686*		△	△	556	△	△
TL	1000 S V-Twin		97 - 01	631*		△	△	556	△	△
GSX-R	1100 WP,WR,WS,WT,WV		93 - 97	686*		△	△	556	△	△
TRIUMPH										
	600 Daytona		04	624*		△	△	614	△	△
TT	600		00 - 03	624*		△	△	614	△	△
	675 Daytona (Rad.cal)		06 - 08	782*		△	△	614	△	△
	675 Daytona R Triple (Rad.cal)		11 -	841*	△	△	△	614	△	△
	675 Daytona Triple (Rad.cal)		09 -	864*		△	△	614	△	△
YAMAHA										
TZ	125		97 -	624		△	△	659	△	
TZ	250		90 - 01	624*		△	△	659	△	
	250 (Rad.cal)		02 -	624*		△	△	659	△	
YZF	600 R Thunder Cat		96 - 03	634*		△	△	555	△	△
YZF	600 R6		99 - 02	634*	△	△	△	728	△	△
YZF	600 R6		03 - 04	634*	△	△	△	657	△	△
YZF	600 R6 (Rad.cal)		05	634*	△	△	△	657	△	△
YZF	600 R6 (Rad.cal)		06 -	634*	△	△	△	657	△	△
YZF	750 R, SP		93 - 97	683*		△	△	555	△	△
YZF	750 R7 OW02		99 -	634*		△	△	733	△	△
YZF	750 R7 OW02 Race kit		99 -	729*		△	△			
FZR	1000		94 - 95	683*			△	555	△	△
YZF	1000 R1		98 - 01	634*	△	△	△	733	△	△
YZF	1000 R1		02 - 03	634*	△	△	△	728	△	△

* = 2 sets required / 2 jeux pour l'Avant.

△ = Available quality / Qualité disponible.

To select compound for racing front/rear - see page 14-15 / Pour sélectionner vos plaquettes racing avant/arrière - voir page 14-15

CALIPERS



**ACCOSSATO**

108mm Radial Racing Caliper,
4 Piston/4 Pad 805 DC / DS

A.P. RACING CALIPERS

6 Piston 3366/3367 Series 660 RS / RQ
6 Piston 4466/4477 Series 707 RS / RQ
CP-2382/2383 569 HF
CP-2696-36E0/38E0 523 HF / DC
CP-2868-8E0/9E0 698 HF
CP-3369-2E0/3E0 599 RS / RQ
CP-3385-2E0/3E0 599 RS / RQ
CP-3386-2E0/3E0 599 RS / RQ
CP-3485-8S0/9S0 661 RS / RQ
CP-3548 718 SI / RSI
CP-3569-2S0/3S0 599 RS / RQ
CP-3569-4S0/5S0 661 RS / RQ
CP-3586-4S0/5S0 661 RS / RQ
CP-3696-2E0 523 HF / DC
CP-3697-2E0 523 HF / DC
CP-3769-2S0/3S0 599 RS / RQ
CP-4226-2S0/3S0 719 RQ
CP-4484-2S0/3S0 720 RS / RQ
CP-4485 751 HF
CP-4488 Two Pad Radial
4 Piston Monoblock 785 HS / DC / RS / DS
CP-4638-2E0 523 HF / DC
CP-4679-2S0/3S0 751 HF
CP-6688 Four Pad Radial
4 Piston Monoblock 805 DC / DS

BERINGER

4 Piston Caliper 631 HF / HS / RSI / DC / RS
6 Piston Caliper 771 HF / HS / RS / RQ
6 Piston Endurance Caliper 779 DC

BRAKING

Front cross 694 SI / RSI
Front Harley Davidson 676 HF / HS
Rear cross (1 piston) 777 SI / RSI
Rear cross (2 piston) 604 SI / RSI
Street, Supermotard 706 HF / HS / DC / RS / DS

BREMBO RACING CALIPERS

100mm Motard Radial XA78910 , P4 30/34 706 HF / HS / DC / RS / DS
100mm Radial 220A16810 , P4 30/34 706 HF / HS / DC / RS / DS
100mm Radial 220A80310 , P4 30/34 706 HF / HS / DC / RS / DS
100mm Radial Monoblock 220988530 ,P4 34 841 HS / DC / RS / DS
100mm Radial Monoblock XA7G210/11 ,P4 32/36 711 DC / RS / DS
100mm Radial Monoblock XA7G240/41 ,P4 32/36 711 DC / RS / DS
108mm Motard Radial XA69510 ,P4 30/34 706 HF / HS / DC / RS / DS
108mm Radial 220A01610 , P4 30/34 706 HF / HS / DC / RS / DS
108mm Radial 220A80210 , P4 30/34 706 HF / HS / DC / RS / DS

BREMBO RACING CALIPERS

108mm Radial Monoblock 220A39710 ,P4 34 841 HS / DC / RS / DS
Billet 20.4756.52/62, racing 566 HF / HS / RSI / DC / RS 566 HF
Billet P2.24 X20.60.01, racing 732 RQ
Floating Motocross Caliper 22.5930.62 671 HF / HS / SI / RSI / CS
Goldline 20.5161.42/51, road 519 HF / LS / RQ
Goldline 20.6951.50, road 730 HF / LS / RQ
Goldline 4 pad 20.7850.11/21, road 762 HF / HS / DC / RS / DS
Goldline single pin 20.5165.55/65, road 566 HF / HS / RSI / DC / RS 566 HF
Goldline two pin 20.6800, road 706 HF / HS / DC / RS / DS
GP X10.48.13/14, racing 695 DC / RS / DS
Monoblock X101740/41 ,P4 32/36 711 DC / RS / DS
Motard Axial XA32950 ,P4 34 762 HF / HS / DC / RS / DS
Motocross Caliper 22.2180.20 675 HF / LS / SI / RSI / CS
Off Road 122A99021 ,P2 24 671 HF / HS / SI / RSI / CS
Off Road XQ21361 ,P2 28 671 HF / HS / SI / RSI / CS
Off Road XQ21390 ,PF 26 791 HF / SI / RSI / CS
Racing rear 206001 ,P2 24 759 RQ
Racing rear 206101 ,P4 24 759 RQ
Racing rear 206121 ,P4 24 759 RQ
Racing rear X988870 ,P2 34 759 RQ
Racing rear XA1J040 ,P2 30 759 RQ
Radial 220A16820 ,P4 30/34 706 HF / HS / DC / RS / DS
Radial GP4 RX 220B01010 841 HS / DC / RS / DS
Radial Monoblock X973760/61 , P4 32/36 711 DC / RS / DS
Radial Monoblock X99C460/61 , P4 34 805 DC / DS
Radial Monoblock XA8Y310/11 845 DS
Radial Monoblock XA93310/11 711 DC / RS / DS
Radial XA3B830/31 ,P4 32/36 711 DC / RS / DS
Radial XA3B860/61 ,P4 32/36 711 DC / RS / DS
Supersport 120A44110 ,P2 34 730 HF / LS / RQ
GMA
2 Piston Caliper, large Model A 512 HF 512 HF
2 Piston Caliper, small Model B 560 HF 560 HF
4 Piston front Model F 559 HF / HS*
HARRISON/BILLET CALIPERS
4 Piston Billet 737 HF / RQ
Big-6 737 HF / RQ
Mini-6 656 HF / DC
HHI
4 Piston Caliper 678 HF / HS / DC / RS 678 HF / LS
6 Piston Caliper 676 HF / HS / DC / RS 676 HF
ISR CALIPERS
2 Piston (22-023/026) 504 HF
2 Piston (22-027/028/029) 519 HF / RQ
2 Piston (22-030/033) 523 HF / DC
2 Piston (22-036) 655 HF / DC
4 Piston (22-025) 519 HF / RQ
4 Piston (22-043) 655 HF / DC

**ISR CALIPERS**

6 Piston Racing Caliper, large	656 HF / DC	
6 Piston Racing Caliper, small	655 HF / DC	

JAYBRAKE

2 Piston Caliper ADC/ADCS	560 HF	
2 Piston Caliper, small	559 HF / HS	559 HF
4 Piston Caliper A4 P/L	686 HF / HS / DC / RS	

MOTO-MASTER

Supermoto Racing Caliper	631 HF / HS / RSI / DC	
--------------------------	------------------------	--

MOTOR FACTORY

4 Piston Caliper front/rear	678 HF / DC / RS	678 HF / RQ
-----------------------------	------------------	-------------

NISSIN

3 Piston Racing Rear Caliper		766 LS
4 Piston Caliper	624 HF / HS / DC / RS	
4 Piston Racing Caliper	711 DC / RS / DS	
4 Piston Racing Caliper	825 DC	
6 Piston Racing Caliper	729 HF / HS / DC / RS	
6 Piston Racing Radial		
Monobloc Caliper (Z0901)	865 DS	

PERFORMANCE MACHINE

112 X 6B	729 HF / HS / DC / RS	
112 X 6QC	729 HF / HS / DC / RS	
112 X 6RSB	683 HF / HS / RS	
112 X 6SSB	683 HF / HS / RS	
124 X 4HR	662 HF / RS / RQ	
125 X 2	559 HF / HS	559 HF
125 X 4R	678 HF / HS / DC / RS	678 HF / LS
125 X 4RSPH	678 HF / HS / DC / RS	678 HF / LS
125 X 4S	559 HF / HS*	559 HF*
125 X 4SL	559 HF / HS*	559 HF*
125 X 6	658 HF	
125 X 6QC	683 HF / HS / RS	
137 X 4	662 HF / RS / RQ	
137 X 4B	678 HF / HS / DC / RS	678 HF / LS
137 X 6	658 HF	
162 X 2	509 HF	

PVM

4 Pad Caliper	805 DC	
6 Piston Caliper	677 HF	

REVTECH

Wilwood Caliper front/rear	566 HF / HS / DC / RS	566 HF
----------------------------	-----------------------	--------

SJP


2 Piston Caliper (30-375)	559 HF / HS	559 HF
4 Piston Caliper (30-370)	559 HF / HS	559 HF



CROSS REFERENCE LIST

BRAKE PADS

SAME SHAPE / DIFFERENT THICKNESS

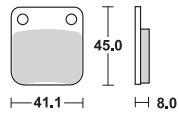


SBS Ref.	Total th.	SBS Ref.	Total th.	SBS Ref.	Total th.	SBS Ref.	Total th.	SBS Ref.	Total th.
103	7.0	200	7.5						
104	7.3	125	9.3						
115	8.0	209	5.3						
116	7.5	121	9.0	144	9.5				
119	9.2	134	8.0						
121	9.0	144	9.5	116	7.5				
123	6.3	143	7.0						
125	9.3	104	7.3						
127	9.0	160	11.0						
131	5.5	138	7.0						
134	8.0	119	9.2						
138	7.0	131	5.5						
142	6.9	202	6.2						
143	7.0	123	6.3						
144	9.5	116	7.5	121	9.0				
147	9.4	156	8.3						
156	8.3	147	9.4						
160	11.0	127	9.0						
163	9.2	197	8.0						
181	10.4	183	8.1	184	8.9				
183	8.1	184	8.9	181	10.4				
184	8.9	181	10.4	183	8.1				
197	8.0	163	9.2						
200	7.5	103	7.0						
202	6.2	142	6.9						
209	5.3	115	8.0						
508	12.0	517	9.5						
517	9.5	508	12.0						
519	7.0	583	5.5						
523	10.4	698	7.0						
526	11.0	556	9.0						
539	8.0	540	9.5						
540	9.5	539	8.0						
542	11.0	572	9.0						
551	7.0	814	7.5						
552	8.0	571	9.5						
556	9.0	526	11.0						
558	7.3	709	9.3						
571	9.5	552	8.0						
572	9.0	542	11.0						
581	7.1	582	9.5						
582	9.5	581	7.1						
583	5.5	519	7.0						
584	6.5	592	7.5						
590	10.5	613	8.8						
592	7.5	584	6.5						
599	8.0	661	9.0						
600	8.4	647	10.5	650	9.9				
604	9.5	690	9.0						
611	8.0	713	9.2						
613	8.8	590	10.5						
624	8.5	714	7.0						
627	8.1	700	9.6	654	10.4	630	9.6		
630	9.6	627	8.1	700	9.6	654	10.4		
632	8.7	648	9.5						
638	8.0	688	9.2						
647	10.5	600	8.4	650	9.9				
648	9.5	632	8.7						
650	9.9	600	8.4	647	10.5				
654	10.4	630	9.6	627	8.1	700	9.6		
661	9.0	599	8.0						
662	11.0	678	8.0						
670	8.0	879	5.3						
671	7.6	742	8.6/10.1						
676	8.2	729	10.0	779	12.0				
678	8.0	662	11.0						
688	9.2	638	8.0						
690	9.0	604	9.5						
695	8.3	711	10.2						
698	7.0	523	10.4						
700	9.6	654	10.4	630	9.6	627	8.1		
706	8.6	727	7.6						

DRAWINGS

BRAKE PADS INCL. APPLICATIONS




SBS 100 HF CT

DAELIM

50 Delfino	99-	HF	
50 E-Five	03-	HF	
50 History, S-Five	01-	HF	HF
50 Message II	02-	HF	
50 Tapo	99-	HF	
50 Vivo	99-	HF	
SE 50 Cordi	06-	HF	
100 Delfino	99-	HF	
125 Altino	02-	CT	
125 DLX, Otello DLX	01-	CT	CT
125 History	01-	CT	CT
125 Message II	00-	CT	
125 Otello	99-	CT	
125 Otello	08-		CT
125 S2	06-		CT
125 S2 FI	07-		CT
NS 125 II	00-	CT	

DAELIM

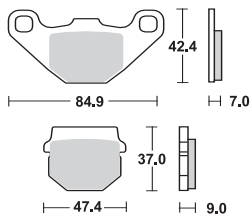
SL 125 U3 FI	07-		CT
250 S2	06-		CT

HONDA

CB 50 all models	80- 81	HF	
CRM 50	88- 92	HF	
MB 50 S	80- 82	HF	
MBX 50	80- 82	HF	
MRX 50	88-	HF	
SP 50	- 91	HF	
CB 80	80- 81	HF	

PEUGEOT

50 Vivacity	08-	HF	
-------------	-----	----	--

SBS 101 HF CT

AEON

50 Aero	06-	HF	
50 Regal	06-	HF	
50 Torch	06-	HF	
90 Regal	06-	HF	
100 Pulsar	06-	HF	
110 Aero	06-	HF	
110 Pulsar	06-	HF	
150 Pulsar	06-	CT	

MAICO

50 Thunderbike I	99-	HF	
50 Thunderbike II	99-	HF	
C-1 50 Hard Enduro	99-	HF	
R-1 50 Superbike	99-	HF	
X-1 50 SuperCross	99-	HF	

MZ

50 (MUZ)			
Moskito SX	00-	HF	

CPI

50 Hussar	01- 02	HF	
50 Mars	01-	HF	
50 Popcorn	01- 02	HF	

FANTIC

50 Regolarna Casa	08-		HF
50 Supersei Motard	08-		HF

GARELLI

125 Raider	02-	CT	
------------	-----	----	--

HYOSUNG

50 Avanti	99- 01	HF	
50 Avanti	02-	HF	
50 Rush	97-	HF	
50 Sense	98-	HF	
50 Super Cab	95-	HF	
50 Super Cab Plus	98-	HF	
SB 50	00-	HF	
SB 50 P	00-	HF	
SD 50	00-	HF	
SF 50	99-	HF	
100 Cab	98-	HF	
EZ 100	00-	HF	
110 Midas Plus	98-	HF	
FX 110 110	02-	HF	
KR 110 Master	04-	HF	

ITALJET

100 Millennium 2T	01-	HF	
125 Millennium	00-	CT	
150 Millennium	00-	CT	

KEEWAY

50 Flash	07-	HF	
50 Hurricane	06-	HF	
90 Hurricane	06-	HF	

MAICO

50 Cruiser	99-	HF	
------------	-----	----	--

PETERSON

50 Hurricane	95-		HF
SR 50 Racing	95-		HF
80 Hurricane	95-		HF
SR 80 Racing	95-		HF

PGO

50 Big Max	03-	HF	
50 Comet	91-	HF	
50 Galaxy	91-	HF	
50 Road 66	95-	HF	
PS 50	93	HF	
90 Galaxy	92-	HF	

PIAGGIO VESPA

50 Typhoon	06-	HF	
NRG 50 Power DD	06-	HF	
NRG 50 Purejet	06-	HF	

RIEJU

RS2 50 NKD	06-		HF
------------	-----	--	----

SULA

50 Thunder Bird	99-	HF	
100 Thunder Bird	99-	HF	
125 Thunder Bird	99-	CT	

SUZUKI

AE 50 R/L	88-	HF	
AH 50 Adress	92- 95	HF	
CP 50	85-	HF	
CR 50 DC	87-	HF	
ZZ 50 Scooter	92-	HF	
AH 80 Adress, V, Tune	88-	HF	
AH 100 V Adress	91- 94	HF	
LIDO 125 Vario Scooter	90-	CT	
UE 125	01-	CT	
UE 150 CT	02-	CT	



TGB			
309 Racing	05-	HF	
309 RS	00-	HF	
507	05-	HF	
Double X	05-	HF	
J409	00-	HF	
50 101R	05-	HF	
50 101S	99-	HF	
50 202T	99-	HF	
50 303R	99-	HF	
50 Akros	99-	HF	
50 Bull&t RS/RR	11-	HF	HF
50 Bullet	09-	HF	HF
50 Bunny	97-	HF	
50 Ergon	96-	HF	
50 Hawk	09-	HF	
50 Hiw's	99-	HF	
50 Hook	10-	HF	
50 Tapo RS	11-	HF	
50 Trigger	99-	HF	

ADLY			
50 Panther	01-	HF	
50 Silver Fox	06-	HF	
50 Super Sonic	00-	HF	
50 Thunderbike	97-	HF	
RS 50 Super Sonic	06-	HF	HF
100 Panther	01-	HF	
100 Silver Fox	06-	HF	
100 Super Sonic	01-	HF	
100 Thunderbike	01-	HF	HF
125 Super Sonic	01-	CT	
125 Thunderbike	01-	CT	CT

EASY RIDER			
50 Easy Rider	99-	HF	

GILERA			
50 Eaglet	97-	HF	

KREIDLER			
25 Florett XL	99-	HF	
50 Florett	99-	HF	

MALAGUTI			
125 Blog	10-	CT	
160 Blog	10-	CT	

CAGIVA			
50 Mito	99-	HF	
125 Stella	97-	CT	

DAELIM			
110 City Ace	03-	HF	

GARELLI			
125 Joker 2	02-	CT	
150 Joker 2	02-	CT	

HONDA			
MBX 50 S	83- 85	HF	
NS 50 F, Aero	88-	HF	
NS-1 50	91-	HF	
NSR 50	89- 90	HF	
NSR 75 Fil	88- 00	HF	



TGB				HF	CT	SBS 101
R 50 X	06-	HF				
90 101S	99-	HF				
90 202T	99-	HF				
90 Akros	99-	HF				
90 Ergon	99-	HF				
90 Hiw's	99-	HF				
90 Trigger	99-	HF				
125 101S	99-	CT				
125 202T	99-	CT				
125 303R	99-	CT				
125 Bull&t RS/RR	11-	HF				HF
125 Hook	10-	HF				

UVM			
50 BeThere	99-	HF	
50 Bingo	99-	HF	
125 BeThere	99-	CT	
125 Bingo	99-	CT	
125 Paragon	99-	CT	

PEUGEOT				HF	CT	SBS 102
50 Buxy						
(Hengtong cal.)	94-	HF				
50 Kisbee	10-	HF				
50 Kisbee RS	11-	HF				
50 Speedake						
(Hengtong cal.)	94-	HF				
50 Speedfight LC,						
(Hengtong cal.)	96-	HF				
50 Squab						
(Hengtong cal.)	94-	HF				
50 Trekker Offroad	99-	HF				
50 Vivacity						
(Hengtong cal.)	05-	HF				
100 Vivacity						
(Hengtong cal.)	05-	HF				

SIAM			
50 Mat	97-	HF	
100 Mat	97-	HF	

SMC			
50 Easy Rider	97-	HF	

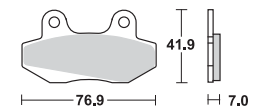
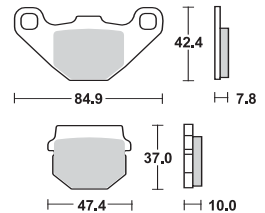
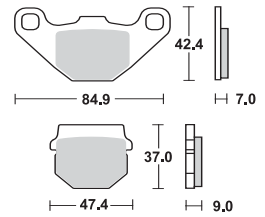
SUZUKI			
AJ 50 Sepia	92-	HF	
AH 80 Scooter	92-	HF	

HONDA				HF	CT	SBS 103
NSR 80 R	87- 92	HF				

HYOSUNG			
125 Boomer	03-	CT	
125 Exceed	02-	CT	
150 Exceed	02-	CT	

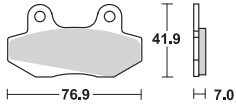
KYMCO			
100 Spike	02-	HF	
110 Spike	03-	HF	
125 Jetix	08-	CT	
125 Spike	02-	CT	

MZ			
125 Mantizz S	07-	CT	





SBS 103 HF CT



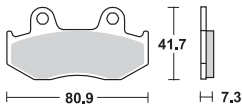
SACHS

50 MadAss	04 -	HF
50 MadAss 4T	05 -	HF

SYM

125 Wolf Legend	02 -	CT
-----------------	------	----

SBS 104 HF CT MS



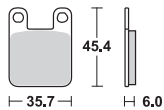
HONDA

100 Lead	00 -	HF
NHX 110	10 -	CT
NES 125 @	01 -	CT
SH 125	02 - 08	CT
NES 150 @	01 -	CT
SH 150	02 - 08	CT
CH 250 Spacy, Freeway Fusion	88 -	MS

PGO

50 T-Rex 3 (TR3-50)	02 -	HF
---------------------	------	----

SBS 105 HF CT



If required with springs - see SBS 188

APRILIA

RS 50	06 -	HF
RX 50	06 -	HF

BARIGO

Scooter electric	97 -	HF
------------------	------	----

BETA

50 Eikon	99 -	HF	HF
50 Techno	96 -	HF	HF
50 Tempo	92 - 96	HF	
RR 50 Enduro	99 -	HF	
RR 50 Pro Race	98 -	HF	
RR 50 Standard	99 -	HF	
RR 50 Supermotard	99 - 03	HF	
RR 50 Supermotard	04 - 07	HF	HF
125 Eikon	99 - 03	CT	CT
150 Eikon	99 - 03	CT	CT
250 Eikon	99 -	CT	CT

BULTACO

50 Astro	01 -	HF
50 Lobito	99 -	HF

CAGIVA

50 Corsa	98 -	HF
50 Mantis	99 -	HF
50 Mito	99 -	HF
50 Progress	98 -	HF

CPI

50 Supermoto, Supercross	03 -	HF	HF
-----------------------------	------	----	----

DERBI

50 Atlantis	99 -	HF
50 Atlantis 4T	04 -	HF
50 Atlantis Bullet	04 -	HF
50 Atlantis H2O	01 -	HF
50 Atlantis H2O		
Wave	01 -	HF

DERBI

50 Atlantis Wave	01 -	HF	
50 Aventura	96 -	HF	
50 Black Devil	04 -	HF	
50 DRD Pro corse	06 -	HF	
50 DRD Racing R	05 -	HF	
50 DRD Racing R Ltd.	05 -	HF	
50 DRD Racing SM	05 -	HF	
50 DRD Racing SM Ltd.	05 -	HF	
50 Fenix	94 -	HF	HF
50 Furax	96 -	HF	HF
50 Hunter	97 -	HF	
50 Manhattan	99 -	HF	
50 Predator LC	99 -	HF	HF
50 Predator O2	00 -	HF	HF
50 Rambla	06 -	HF	HF
50 Savannah	91 -	HF	
50 Senda L	99 -	HF	HF
50 Senda R DRD	03 - 04	HF	
50 Senda R, X-Treme	94 - 04	HF	HF
50 Senda SM DRD	03 - 04	HF	HF
50 Senda SM DRD Black Edition	03 -	HF	
50 Senda SM, X-Treme	99 -	HF	HF
50 Stinger	96 -	HF	
50 Vamos FL	95 -	HF	
50 Vamos L	95 -	HF	
50 Vamos R (A.J.P. cal.)	95 -	HF	
50 Variant Sport-R	01 -	HF	
50 X-Race R	05 -	HF	HF
50 X-Treme R	05 -	HF	HF
GP 50	01 -	HF	
GP1 50	01 -	HF	HF
GPR 50 R	98 -	HF	HF
GPX1 50	06 -	HF	HF
ST 50 Paddock	96 -	HF	



DERBI			
100 Atlantis 4T	04 -	HF	
100 Atlantis O2/H2O	01 -	HF	
125 Predator	99 -	CT	

FACTORY			
RP 50 Desert	04 -	HF	
SM 50 Chrono	04 -	HF	
SP 50 Chrono	04 -	HF	
YR 50 Desert	04 -	HF	

FANTIC			
50 Trial .5 .7 .9	89 -	HF	HF

GILERA			
50 H@k	99 -	HF	HF
50 Zulu	01 -	HF	HF
GSM 50 Supermotard	01 -	HF	HF
RCR 50	04 -	HF	HF
SMT 50	04 -	HF	HF
125 GSM	00 -	CT	CT
SC 125	06 -	CT	CT

HERO ENVOY			
50	99 -	HF	

HRD			
50 Sonic 2			
Supermotard	00 - 02	HF	
50 Sonic 2 Trail	00 - 02	HF	

HUSQVARNA			
50 Racing	98 -	HF	
SM 50	02 -	HF	
WR 50	02 -	HF	
WRS 50	98 -	HF	

ITALJET			
50 Dragster	99 -	HF	HF
50 Formula Air	99 -	HF	
50 Formula L.C.	98 -	HF	HF
50 Torpedo	98 -	HF	
50 Torpedo 4T	01 -	HF	
125 Dragster	99 -	CT	CT
125 Formula L.C.	99 -	CT	CT
125 Jupiter	02 -	CT	
125 Torpedo	99 -	CT	
125 Twin	98 -	CT	CT
150 Jupiter	02 -	CT	
150 Torpedo 4T	01 -	CT	
180 Dragster	99 -	CT	CT

MACAL			
AM5/6 50 Trophy	99 -	HF	
AM5/6 50 Trophy H2O	99 -	HF	

MALAGUTI			
50 Fifty	04 -	HF	
NKD 50	04 -	HF	
XSM 50	03 -	HF	
XTM 50	03 -	HF	HF

MBK			
50 X-Limit	04 -	HF	HF
50 X-Power	04 -	HF	

MINARELLI			
MR 80		HF	

MOTORHISPANIA			
MH 50 Furia 6v	99 -	HF	HF
MH 50 Furia Max	06 -	HF	HF
MH 50 Urban Bike	06 -	HF	HF

MOTORHISPANIA				HF	CT		SBS 105
RX 50 Racing	00 -		HF				
RYZ 50 Enduro	05 -	HF					
RYZ 50 Supermotard	05 -		HF				

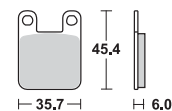
PEUGEOT			
50 Blaster	09 -	HF	
50 Blaster Furios	11 -	HF	HF
50 Blaster RS12	09 -	HF	
50 Buxy (A.J.P. cal.)	94 -	HF	
50 Elyseo	02 -	HF	HF
50 Elyseo (A.J.P. cal.)	99 - 01	HF	
50 Elystar	03 -	HF	
50 Jet C-Tech	09 -	HF	HF
50 Jet-Force	03 -	HF	HF
50 Looxor	02 - 05	HF	
50 Looxor	06 -	HF	HF
50 Ludix	04 -	HF	

50 Speedake			
(A.J.P. cal.)	94 -	HF	
50 Speedfight 2 A/C	01 -	HF	
50 Speedfight 2 L/C	01 -	HF	HF
50 Speedfight 2			
X-Race, Furious,			
206 WRC	01 -	HF	HF
50 Speedfight			
LBD/LBDP	00 -	HF	HF
50 Speedfight LC,			
(A.J.P. cal.)	96 -	HF	
50 Speedfight			
Lemans	11 -	HF	HF
50 Squab (A.J.P. cal.)	94 -	HF	
50 TKR Furious	05 -	HF	
50 TKR WRC	05 -	HF	
50 Trekker Metal-X	01 -	HF	
50 Trekker Road	99 -	HF	
50 Trekker			
Streetboard	00 -	HF	
50 Trekker			
Urban Black	00 -	HF	
50 Vivacity			
(A.J.P. cal.)	99 - 07	HF	

XP 6 50 Enduro	06 -	HF	HF
XP 6 50 Supermotard	06 -	HF	HF
XP 6 50 Trail	04 - 05	HF	HF
XP S-6 50 Enduro	02 -	HF	HF
XP S-6 50 Supermotard	04 -	HF	HF
XR 6 50 Race Spec	02 - 07		HF
XR 7 50	08 -		HF
100 Elyseo	02 -	HF	HF
100 Elyseo (A.J.P. cal.)	99 - 01	HF	
100 Looxor	02 -	HF	HF
100 Speedfight	00 -	HF	HF
100 Speedfight 2,			
X-Race	01 -	HF	HF
100 Trekker Road	99 -	HF	
100 Vivacity			
(A.J.P. cal.)	99 - 07	HF	
125 Elyseo (A.J.P. cal.)	99	CT	
125 Ludix	04 -	CT	
125 Satelis	04 - 05	CT	

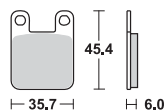
PIAGGIO VESPA			
50 Diesis	02 -	HF	
100 Diesis	02 -	HF	

RIEJU			
50 First, H2O	97 -	HF	
50 Racing			
Spec. Edition	01 -		HF
50 Spike Racing	02 -		HF
50 Spike Racing	02 -	HF	HF
50 Tango	08 -		HF



If required with springs - see SBS 188

SBS 105 **HF** **CT**



If required with springs - see SBS 188

RIEJU

	50 Windy	97 -	HF	
MRX	50 , Racing	02 -	HF	HF
MRX	50 Pro	05 -		HF
NKD	50	04 - 07		HF
RRX	50	08 -	HF	HF
RRX	50 Spike	08 -	HF	HF
RS1	50 , Castrol	01 -		HF
RS1	50 Evolution	96 - 00	HF	HF
SMX	50	02 -	HF	HF
SMX	50	02 -		HF
SMX	50 Pro	08 -		HF

ROXON

	50 Duel SM	06 -	HF	HF
	50 Duel TT	06 -	HF	HF

SACHS

	50 MadAss 4T	05 -		HF
--	--------------	------	--	----

SHERCO

	50 Supermotard, Enduro	02 - 06		HF
--	------------------------	---------	--	----

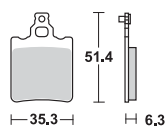
SIMSON

	125 Star	99 -		CT
--	----------	------	--	----

SUZUKI

AY	50 , Katana	96 -	HF	
AY	50 W	00 -		HF
AY	50 WR	00 -		HF
RMX	50	00 -	HF	HF

SBS 106 **HF** **CT**



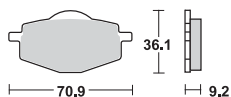
APRILIA

AF1	50 AE	86 -		HF
AF1	50 Europa, Futura	90 -		HF
MX	50	03 -		HF
RS	50	96 - 99		HF
RS	50 , Replica	00 - 02		HF
RS	50 , Replica	03 - 05		HF
RX	50	90 -		HF
RX	50 Racing	04 - 06		HF
	125 Leonardo	96		CT

CAGIVA

	50 Blues	89		HF
	50 Cocis	88 -		HF

SBS 107 **HF** **CT**



MALAGUTI

	125 Centro ie	08 -		CT
	160 Centro ie	08 -		CT

MBK

	100 Booster	01 -	HF	
	125 Flame R/F	95 - 03	CT	
	150 Vertex	97 -	CT	

YAMAHA

	50 Cygnus	96 -	HF	
DT	50 R	96 - 97	HF	
TDR	50	90 -	HF	HF
TZM	50 R	94 -		HF
TZR	50	90 - 92		HF
	105 Crypton	98 -	HF	
DT	125 R	96 - 97	CT	CT
DT	125 R	98 -	CT	CT
XC	125 Cygnus F	00 -	CT	

SUZUKI

SMX	50 Super Motard	00 -	HF	HF
UF	50 Estilete	00 -	HF	
UX	50 W Zillion	99 -	HF	

TOMOS

	50 Hip Hop	06 -	HF	
	50 Racing	06 -	HF	
	50 Street Soul	06 -	HF	
	50 Youngst'r	06 -	HF	
SE	50	05 -		HF

YAMAHA

DT	50 R	04 -	HF	
TZR	50	03 -		HF

KYMCO

B	125 Freeway	93 - 95		CT
---	-------------	---------	--	----

YAMAHA

XC	125 F	00 -	CT	
XC	125 TR Cygnus, R	96 -	CT	
XC	150 Fly One R	98 -	CT	



APRILIA			
125 Leonardo			
(Grimeca cal.)	99-	CT	
125 Scarabeo,			
Scarabeo GT	99- 02	CT	
125 Scarabeo,			
Scarabeo GT	03	CT	
125 Sportcity	05-	CT	
150 Leonardo			
(Grimeca cal.)	99-	CT	
150 Scarabeo	99-	CT	
200 Scarabeo,			
Scarabeo GT	02	CT	
200 Scarabeo,			
Scarabeo GT	03	CT	
200 Sportcity	05-	CT	
250 Leonardo			
(Grimeca cal.)	99- 01	MS	
250 Leonardo			
(Grimeca cal.)	02-	MS	
250 Sportcity ie	07-	MS	

APRILIA			
50 Red Rose	90-	HF	
AF1 50 AE	86-	HF	
AF1 50 Europa, Futura	90-	HF	

BENELLI			
50 Chrono	92- 93	HF	

KTM			
GO 50	94-	HF	

HONDA			
NH 50 Lead	86- 93	HF	
NH 80 Lead Scooter	86-	HF	

KYMCO			
50 Manboy	95-	HF	
50 Zap (Disc Brake version)	95-	HF	
SP 90 Yup	95-	HF	

SYM			
50 Bullet	93	HF	

ADLY			
25 Silver Fox	00- 05	HF	
50 Cat	01-	HF	
50 Cosy	01-	HF	
50 Fox	00-	HF	
50 Fox Plus	01-	HF	
50 Jet	96-	HF	
50 Pista,			
Pista Twin Light	96-	HF	
50 Silver Fox	00- 05	HF	
RT 50 Road Tracer	02-	HF	
70 Fox Plus	01-	HF	
70 Pista,			
Pista Twin Light	01-	HF	
80 Cosy	01-	HF	
RT 90 Road Tracer	02-	HF	
100 Cat	01-	HF	

APRILIA			
300 Leonardo			
(Grimeca cal.)	05-	MS	
400 Scarabeo ie	07-	MS	
500 Atlantic Left/Rear	02- 05	MS	
500 Scarabeo	03- 06	MS	
500 Scarabeo Class	10-	MS	
500 Scarabeo ie	07-	MS	

CAGIVA			
50 Blues	89	HF	

GILERA			
125 Cougar	99-	CT	

MALAGUTI			
125 Runner	87-	CT	
GT 500 Spidermax	04-	MS	
RS 500 Spidermax	09-	MS	

SIMSON			
125 Schikra	99-	CT	

MALAGUTI			
50 Centro	93-	HF	
F-12 50 Phantom L.C.	94- 98	HF	
F-15 50 Fire Fox L.C.	96-	HF	

YAMAHA			
DT 50 R	98- 03	HF	

SYM			
50 Cinderella	01-	HF	
50 Mio	05-	HF	
DD 50	02-	HF	
100 Cinderella	01-	HF	
100 Mio	05-	HF	

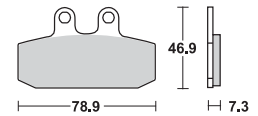
ADLY			
100 Jet	96-	HF	
100 Silver Fox	01- 05	HF	
RT 100 Road Tracer	02-	HF	
125 Cat	01-	CT	

BS VILLA			
AX 50	93-	HF	
GZ 50	93-	HF	

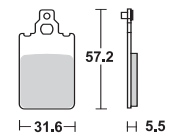
CAGIVA			
50 City	08-	HF	

FANTIC			
50 Big Wheel	93-	HF	
50 Grinta	95-	HF	
50 Leader	95-	HF	

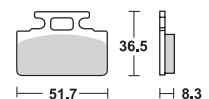
HF CT MS SBS 108



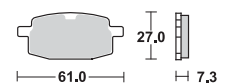
HF CT SBS 109



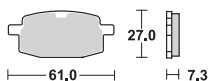
HF CT SBS 110



HF CT SBS 111



SBS 111 HF CT



FANTIC

50 Pony SR	93 -	HF
50 Queenie	95 -	HF

GARELLI

50 Starter	02 -	HF
CPR 50	02 -	HF
FX 50	02 -	HF
PMX 50 Rally	00 -	HF
SR 50 Pony	95 -	HF

ITALJET

Yankee 8	94 -	HF	HF
50 Bazooka	93 -	HF	
50 Cruise	95 -	HF	
50 Pista 2	92 -	HF	

LEM

50 Flash	94 -	HF
----------	------	----

MBK

50 Target	92 -	HF
-----------	------	----

MZ

50 (MUZ) Moskito	99 -	HF
125 (MUZ) Moskito	99 -	CT

PETERSON

50 Hurricane	95 -	HF
SR 50 Racing	95 -	HF
80 Hurricane	95 -	HF
SR 80 Racing	95 -	HF

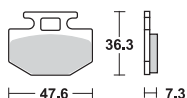
PEUGEOT

50 V-Clic	08 -	HF
-----------	------	----

PGO

50 Big Max	94 - 02	HF
50 Big Max Sport	96 -	HF
50 Comet	93 -	HF

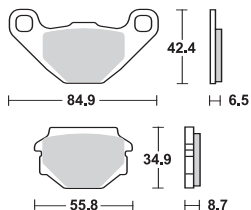
SBS 112 HF CT



HONDA

NH 50 Lead SS,MR, MSE	84 - 85	HF
NH 80 Lead Scooter	85	HF
NH 125 Lead Scooter	86 - 87	CT

SBS 113 HF CT



APRILIA

RX 125	92	CT
--------	----	----

MALAGUTI

F-10 50	92 - 93	HF
---------	---------	----

PEUGEOT

SV 50 Roland Garros	93 -	HF
SV 50 Sport	93 -	HF



PGO

50 EPS	96 -	HF
50 Hot	97 -	HF
50 Mega	96 -	HF
50 Tornado	96 -	HF
PMX 50	97 -	HF
80 Big Max	94 -	HF
90 Big Max	97 -	HF
90 Tornado	00 -	HF
100 Big Max	96 -	HF
PMX 110	00 -	HF
125 Kung Fu		CT
125 Tornado	96 -	CT

SHE-LUNG

50 Falcon	97 -	HF
125 Mars	97 -	CT

SIAMOTO

50 Birdie	02 -	HF
-----------	------	----

SULA

50 City Bird	99 -	HF
--------------	------	----

TGB

250 Dynasty	06 -	CT
-------------	------	----

YAMAHA

50 Axis Pro Foot	92 -	HF
CR 50 Target	91 -	HF
CR 50 Z	91 - 95	HF
JOG 50 (Spain)	88 -	HF
JOG 50 R		HF
RS 50 Champ	88 -	HF
YE 50 Zest (Japan)	92 - 95	HF
YE 80 Zest (Japan)	93 -	HF
90 Axis Pro Foot	94 -	HF
CR 90 Target	91 -	HF
JOG 90	90 -	HF
YA 90 Axis	90 -	HF



APRILIA			
LX	50 Amico, Sport	92-	HF
SR	50 Europa	93-	HF
SR	50 Urban Kid	93-	HF
SR	50 Viper	93-	HF

ATALA			
AT10	25	97-	HF
	50 Skeggia	98-	HF
AT10	50	97-	HF

MBK			
	50 Booster		
	Next Gen.	97-	HF
	50 Booster Rocket	95-	HF
	50 Booster Track	97-	HF
	50 Equals	96-	HF
	50 Evolis	92-	HF
	50 Fizz	93-	HF
	50 Forte	94-	HF
	50 Nitro	97- 00	HF
	50 Nitro	01-	HF
	50 Ovetto	97-	HF
	80 Evolis	94-	HF

BS VILLA			
ZX	50	93-	HF

CAGIVA			
	50 City	92- 94	HF

DAELIM			
	50 Bonita	09-	HF
GZ	50 G Message	98-	HF
SJ	50 S-Five	06-	HF

GARELLI			
	125 Panther	02-	CT
	150 Panther	02-	CT

PEUGEOT			
SV	50 Geo	92	HF
SV	80 Geo	91- 92	HF
SV	125 Geo	91- 92	CT

APRILIA			
SR	50 Replica	94-	HF

CAGIVA			
	80 City	93-	HF

ITALJET			
	50 Formula	94-	HF
	80 Formula	94-	HF
	125 Formula	94-	CT

PIAGGIO VESPA			
	50 Quartz	92-	HF



PGO			
	50 Rodoshow	01-	HF
	90 Rodoshow	02-	HF

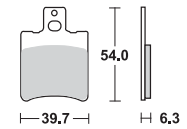
PIAGGIO VESPA			
	50 Zip & Zip	94-	HF

SHE-LUNG			
	50 Racer	96-	HF

SUZUKI			
AP	50	95-	HF
AY	50 , Katana	96-	HF

YAMAHA			
JOG-Z	50	90-	HF
YE	50 Zest (Italy)	92- 95	HF
YH	50	98-	HF
YM	50 Breeze, Fizz	95-	HF
YQ	50 Aerox	97- 00	HF
YQ	50 Aerox	01-	HF
YE	80 Zest (Italy)	93-	HF

HF CT SBS 114

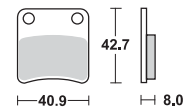


GARELLI			
	250 Panther	02-	CT

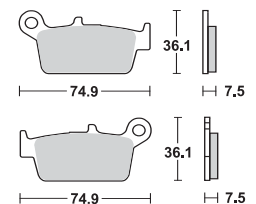
HONDA			
	50 Tact S	93-	HF
CRM	50	93- 96	HF
GP	50 Dio	91-	HF
HSC	50 ZR, 01 Scooter	92-	HF
SR	50 Dio	93-	HF
SR	50 Super Dio	91- 92	HF
ZX	50 Super Dio	92-	HF

SYM			
	50 Super Fancy	98-	HF

HF CT SBS 115

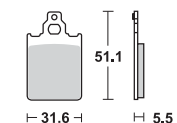


HF CT SBS 116



PIAGGIO VESPA			
	80 Skipper	93- 95	HF
	125 Skipper	93- 95	CT
	150 Skipper	93-	CT

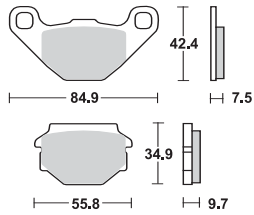
HF CT SBS 117





SBS 118 HF

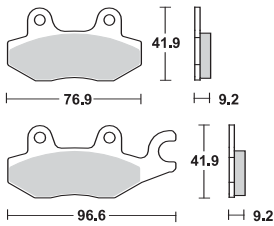
FANTIC



50 Big Wheel	93 -	HF
50 Grinta	95 -	HF
50 Leader	95 -	HF

SBS 119 HF CT MS

DAELIM



125 S3	11 -	CT
--------	------	----

HONDA

NS-1 75	92 -	HF
NSR 80 R	93 -	HF

KEEWAY

100 Partner	06 -	HF
110 Partner	06 -	HF
125 Speed	06 -	CT
150 Speed	06 -	CT

KYMCO

50 B&W	04 -	HF
50 Dink, Dink Sport, B&W	99 -	HF
50 New Dink	08 -	HF
50 Spacer	99 -	HF
50 Super-9 A/C	02 -	HF
50 Super-9 L/C	02 -	HF
50 Yager	01 -	HF
100 Cobra Racer	99 -	HF
125 B&W, Dink Sport	99 -	CT
125 Cruiser	99 -	CT
125 Dink	96 - 99	CT
125 Dink	00 -	CT
125 Grand Dink	02 -	CT
125 Movie	99 -	CT
125 Movie XL	01 -	CT

KYMCO

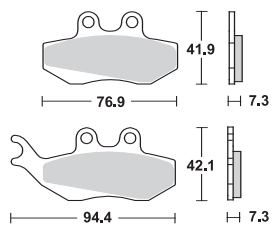
125 New Dink	08 -	CT	CT
125 Quannon	08 -	CT	CT
125 Spacer	99 -	CT	CT
125 Techno GT	06 -	CT	
125 Yager	01 -	CT	CT
125 Yager GT	09 -	CT	
150 B&W	01 -	CT	CT
150 Dink	99 -	CT	CT
150 Grand Dink	02 -	CT	CT
150 Movie XL	01 -	CT	
150 Quannon	10 -	CT	CT
150 Spacer	99 -	CT	CT
150 Yager	01 -	CT	CT
150 Zing	99 -	CT	
200 Dink	04 -	CT	CT
200 i New Dink	08 -	CT	CT
200 Like i	10 -	CT	
200 Yager	04 -	CT	CT
250 B&W, Dink Sport	01 -	MS	MS
250 People	03 -	MS	
250 Yup	03 -	MS	MS
300 People Si Right	08 -	CT	

SYM

RS 125	05 -	CT
RS 150	05 -	CT

SBS 120 HF CT MS

APRILIA



MX 50	03 -	HF
RS 50 , Replica	00 - 02	HF
RS 50 , Replica	03 - 05	HF
RX 50	90 -	HF
RX 50 Racing	04 - 06	HF
ETX 125	99 -	CT
RX 125	92	CT

BENELLI

400 Velvet Dusk	03 -	CT
-----------------	------	----

BETA

RR 50 Enduro Alu	04 - 07	HF
RR 50 Supermotard Alu	04 - 05	HF

CPI

50 GTR	02	HF
50 GTS	02 -	HF
125 GTR, GTS	02 -	CT
200 GTR, GTS	02 -	CT

FACTORY

RP 50 Desert	04 -	HF
SM 50 Chrono	04 -	HF
SP 50 Chrono	04 -	HF
YR 50 Desert	04 -	HF

GILERA

50 DNA	01 -	HF
125 DNA	01 -	CT
FX 125 Runner		
(Grimeca cal.)	00 -	CT
FX 125 Runner SP		
(Grimeca cal.)	00 -	CT
VX 125 Runner 4T		
(Grimeca cal.)	01 -	CT
175 Mad Mud	02 -	CT
180 DNA	01 -	CT
FXR 180 Runner	98 - 99	CT
FXR 180 Runner		
(Grimeca cal.)	00 -	CT
FXR 180 Runner SP		
(Grimeca cal.)	00 -	CT



GILERA			
VXR	180 Runner 4T		
	(Grimeca cal.)	01 -	CT
FX	200 Runner SP	98 -	CT
VXR	200 Runner 4T		
	(Grimeca cal.)	01 -	CT

MALAGUTI			
XSM	50	03 -	HF
R	125 Madison	99 -	CT
	150 Madison	99 -	CT
	180 Madison	02 -	CT
S	200 Madison	03 -	CT

PIAGGIO VESPA			
GTX	125 SuperHexagon		
	(Grimeca cal.)		
	(11" wheels)	00 -	CT

DAELIM			
	50 Besbi	07 -	HF

ENDRESS			
EMR	50	95 -	HF

HONDA			
CRM	50	88 - 92	HF
CRM	50	93 - 96	HF
NH	50 Lead	94 -	HF
	75 Yupy	90 -	HF
NS-1	75	92 -	HF
NSR	80 R	87 - 92	HF
NSR	80 R	93 -	HF
NH	90 Yupy	90 - 94	HF
NS	150	92 -	HF

ITALJET			
	125 Amarcord	08 -	HF

KYMCO			
	50 Cobra Cross	01 -	HF
	50 Cobra Exclusive	01 -	HF
	50 Cobra Racer	01 -	HF
	50 Easy	01 -	HF
	50 Filly LX	01	HF
	50 Heroism	95 - 96	HF
	50 Scout	95 -	HF
	50 Topboy		
	on/off road	96 -	HF

SUZUKI			
AN	50	95	HF
TR	50 Street Magic	97 -	HF
AH	100 V Adress	95 -	HF
UG	110 Hokuto	00 -	HF
	125 Vecstar	94 -	CT
AH	125 V Adress	95 -	HF
AN	125 R	94 -	CT
UC	125 Epicuro	99 -	CT
AN	150	98 -	CT
UC	150 Epicuro	99 -	CT
	250 Vecstar	94 -	CT



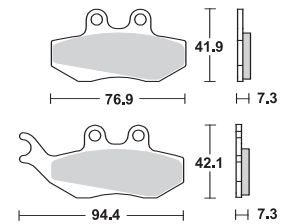
PIAGGIO VESPA			
LX	125 Hexagon	99 -	CT
LX	125 Skipper, ST	99 -	CT
LX4	125 Hexagon	99 -	CT
GTX	180 SuperHexagon		
	(Grimeca cal.)		
	(11" wheels)	00 -	CT
LXT	180 Hexagon	99 -	CT
GT	250 Hexagon	99 -	MS
GTX	250 Super Hexagon	01 -	MS

RIEJU			
RS1	50 , Castrol	01 -	HF

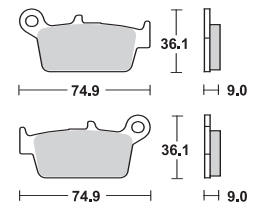
KYMCO			
	50 Topboy		
	Racer/Cross	01 -	HF
	50 Yup	01	HF
CX	50 Curio Super	94 -	HF
DD	50 Sniper	94 -	HF
K12	50	95 -	HF
KB	50	95 -	HF
ZX	50 Fever	96 -	HF
	100 Topboy		
	on/off road	99 -	HF
KB	100	99 -	HF
	150 Freeway	95 -	HF

PEUGEOT			
SV	50 Geo	93 -	HF
SV	50 L	93 -	HF
SV	80 Geo	93 -	HF
SV	125 C Executive	96 -	HF
SV	125 Executive	94 -	HF
SV	125 Geo	93 -	HF

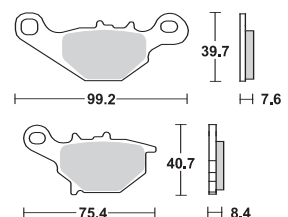
HF CT MS SBS 120

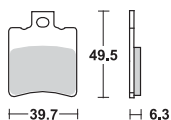


HF SBS 121



HF CT SBS 122



**APRILIA**

	50 Amico, Scooter	92	HF	
	50 Amico, GL, GLE	93-	HF	
	50 Business	97-	HF	
	50 Classic	96-	HF	
	50 Club	97-	HF	
	50 Gulliver	96-	HF	
	50 McGulliver	00-	HF	
	50 Rally	95-	HF	
	50 Scarabeo Ditech	02-	HF	
	50 Scarabeo Street	00-	HF	
	50 Scarabeo, 2nd series	94- 99	HF	
	50 Sonic, GP	99-	HF	
	50 Younger	97-	HF	
AC	50 Rally	97-	HF	
LC	50 Rally	97-	HF	HF
SR	50 Ditech	01-	HF	
SR	50 Racing	00-	HF	
SR	50 Replica (Liquid Cooled)	96-	HF	
SR	50 Stealth, Racing	97-	HF	HF
SR	50 Street	05-	HF	
	125 Leonardo	96	CT	

ATALA

	25 Carosello	97-	HF	
	50 Carosello	97-	HF	
	50 Hacker	95-	HF	
	125 Hacker	98-	CT	

BENELLI

	50 Chrono	94-	HF	
	50 Nemo, Quadra	94-	HF	
	50 Pepe	99-	HF	
491	50 GT, Sport	98-	HF	
491	50 Naked	99-	HF	
491	50 Racing	99-	HF	HF
491	50 RR, -GP	00-	HF	HF
491	50 ST	01-	HF	
491	50 Superbike	99-	HF	HF
K2	50 Air	98-	HF	HF
K2	50 LC	99-	HF	HF
K2	50 Namur	99-	HF	HF
	100 Naked	02-	HF	
K2	100 Biposto	99-	HF	
LX	100 Pepe	02-	HF	
	125 Adiva	00-	CT	
	125 Velvet, Velvet Touring	99-	CT	
	150 Adiva	00-	CT	
	150 Velvet, Velvet Touring	00-	CT	
	250 Velvet, Velvet Touring	99-	CT	
	400 Velvet Dusk	03-		CT

BETA

	50 Ark AirCooled	99- 01	HF	
	50 Ark AirCooled	02-	HF	
	50 Ark K Series	97-	HF	HF
	50 Ark LC	99-	HF	HF
	50 Chrono 13	94-	HF	
	50 Eikon	04-	HF	
	50 Quadra	95- 96	HF	
	50 Tempo	99	HF	
	50 Tempo (13" wheels)	00-	HF	
	50 Tempo (16" wheels)	00-	HF	
	125 Eikon	04-	CT	
	150 Eikon	04-	CT	

CPI

	50 GTR	03-		HF
--	--------	-----	--	----

DERBI

	50 Vamos R (Brempo cal.)	95-		HF
--	-----------------------------	-----	--	----

GARELLI

	50 Flo'	00-		HF
	125 Panther	02-		CT
	150 Panther	02-		CT
	250 Panther	02-		CT

GENERIC

	50 Toxic	07-		HF
	50 Trigger SM	06-		HF
	50 Trigger SM Competition	08-		HF
	50 Trigger X	06-		HF
	50 Trigger X Competition	08-		HF

GILERA

	50 Eaglet	97-		HF
	50 Ice	02-		HF
	50 Stalker	97-		HF
DT	50 Stalker	01-		HF
NRG	50	94-		HF
	70 Runner Malossi	98-		HF
	200 Stalker	97-		CT

HERCULES

	50 Gipsy, Splinter, Reggae	95-		HF
--	-------------------------------	-----	--	----

HONDA

	50 Formula	94-		HF
	50 Sky Classic	00-		HF
	50 Sky Vetro	00-		HF
SFX	50 Sport	96-		HF
SGX	50 Sky DX	97-		HF
SH	50 Fifty, Scoopy	00-		HF
SH	50 T	97		HF
SXR	50	98-		HF
SZX	50 X8R-S	98-		HF
SZX	50 X8R-X	98-		HF

HYOSUNG

	125 Boomer	03-		CT
	125 Exceed	02-		CT
	125 Grand Prix	98-		CT
	125 Hyper	99-		CT
GPS	125 D	00-		CT
	150 Exceed	02-		CT
	150 Grand Prix	98-		CT

ITALJET

	50 Formula	94-		HF
	80 Formula	94-		HF
	125 Formula	94-		CT

KEEWAY

	125 Arn	06-		CT
	150 Arn	06-		CT

MACAL

	50 Flash	99-		HF
--	----------	-----	--	----

MALAGUTI

	50 Ciak	00-		HF
	50 Ciak Twin Disk	02-		HF
	50 Yesterday	97-		HF
EL	50 Crosser	97-		HF



MALAGUTI			
F-10	50 Jet-Line	94 -	HF
F-10	50 Timemachine	03 -	HF
F-10	50 WAP	02 -	HF
F-12	50 Phantom A.C.	99 -	HF
F-12	50 Phantom Digit	02 -	HF HF
F-12	50 Phantom L.C. dd	99 -	HF HF
F-12	50 Racing Life	03 -	HF HF
F-12	50 Tyre Track	03 -	HF HF
F-15	50 Mechatronic	03 -	HF HF
SL	50 Centro	96	HF
SL	50 Centro	97 -	HF
	100 Ciak	00 -	HF HF
F-12	100 Phantom A.C.	00 -	HF
F-12	100 Phantom		
	Twin Disk	02 -	HF HF
	125 Ciak, Ciak Master	02 -	CT
F-18	125 , Warrior	00 -	CT
	150 Ciak, Ciak Master	02 -	CT
F-18	150	00 -	CT CT

MBK			
	50 Booster 12"	03 -	HF
	50 Booster Naked	04 -	HF
	50 Booster Spirit	00 -	HF
	50 Flipper	99 -	HF
	50 Mach G	02 -	HF
	100 Nitro	00 -	HF
YN	100 Ovetto	00 -	HF
	125 Doodo	01 -	CT
	150 Doodo	01 -	CT

MOTRON			
	50 Spike	97 -	HF
	50 Sting	95 -	HF
	50 Syncro	97 -	HF
	50 Thunder	95 -	HF

PEUGEOT			
	50 Buxy		
	(Brembo cal.)	94 -	HF

HONDA			
SJ	50 Bali	93 - 98	HF
EX	100 Bali	96 -	HF
SJ	100 Bali	97 -	HF

HONDA			
SCV	110	08 -	HF
CH	125 Spacy	94 -	CT
PS	125 i	07 -	CT
SES	125 Dylan	02 -	CT
PS	150 i	07 -	CT
SES	150 Dylan	02 -	CT

SUZUKI			
	250 Sky Wave Type II	98 -	MS
AN	250 Burgman	98 - 03	MS
AN	400 Burgman	99 - 00	MS



PEUGEOT			
	50 Speedake		
	(Brembo cal.)	94 -	HF
	50 Speedfight LC,		
	(Brembo cal.)	96 -	HF
	50 Zenith Luxe	94 -	HF

PROTOS			
	50 Ellisse Scooter car	98 -	HF

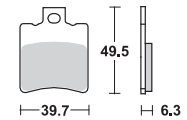
SIAM			
	50 Falcon	97 -	HF
	50 Scross	97 -	HF

SUZUKI			
AY	50 W	00 -	HF
AY	50 WR	00 -	HF

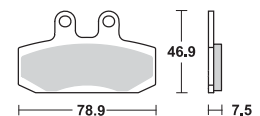
TOMOS			
	Revival	02 -	HF
	Streetmate	03 -	HF

YAMAHA			
	50 Jog R/RR	02 -	HF
	50 Neo's 4	09 -	HF
	50 Why	99 -	HF
BW	50 Bump	97 - 98	HF
BW	50 Bump	99 - 01	HF
BW	50 Bump	02 -	HF
BW	50 Next Generation	96 -	HF
BW	50 Sports Spec R	02 -	HF
BW	50 Spy	95 - 96	HF
BW	50 Spy	97 - 98	HF
BW	50 Spy	99 - 01	HF
BW	50 Spy	02 -	HF
YA	50 Axis Mofa	97 -	HF
YN	50 Neo's, LC	97 -	HF
	100 Aerox	00 -	HF
	100 Neo's	00 -	HF
XN	125 Teos	01 -	CT
	150 Teos	02 -	CT

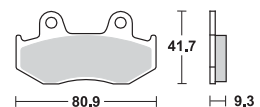
HF CT SBS 123



HF CT SBS 124

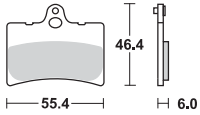


HF CT MS SBS 125

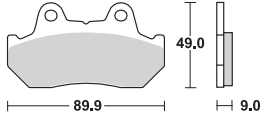


**SBS 126 HF CT****CAGIVA**

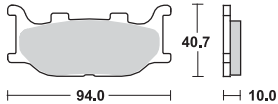
80 City 93 - HF

**SBS 127 HF CT****HONDA**

CN	250	93 -	CT
CN	250 Helix (Fusion)	92	CT
CN	250 Scooter	88 - 92	CT

**SBS 128 HF CT MS****ITALJET**

	125 Jupiter	02 -	CT
	150 Jupiter	02 -	CT
	250 Jupiter	01 -	CT

**MBK**

	250 Skyliner	00 -	MS
	400 Skyliner	04 -	MS

YAMAHA

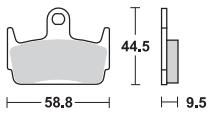
YP	250 D Majesty DX	98 -	MS
YP	250 Majesty	96 -	MS

YAMAHA

YP	250 Majesty DX/ABS	99 -	MS
YP	400 Majesty	05 -	MS
XP	500 TMAX	04 - 07	MS

SBS 129 HF CT**HONDA**

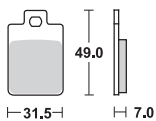
SZX	50 X8R-S	98 -	HF
SZX	50 X8R-X	98 -	HF

**KYMCO**

DD	50 Sniper	94 -	HF
	150 Heroism	95 -	CT

SBS 130 HF CT**GILERA**

	50 Easy Moving	96 -	HF
	50 Typhoon	96 - 00	HF
	50 Typhoon	01 -	HF
	125 Typhoon	96 -	CT

**PIAGGIO VESPA**

	25 Zip II Cat DT	01 -	HF
	50 Free (Disc		
	Brake version)	93 - 96	HF
	50 Storm	96 -	HF
	50 Typhoon	96 -	HF
	50 Zip II	01 -	HF
	50 Zip II Cat DT	01 -	HF
NRG	50	96 - 00	HF

PIAGGIO VESPA

NTT	50	96 -	HF
RST	50 Sfera	95 -	HF
TPH	50	96 -	HF
	80 Skipper	96 -	HF
	80 Typhoon	96 -	HF
	125 Skipper	96 - 98	CT
	125 Typhoon	96 -	CT
TPH	125	96 -	CT

PUCH

	50 Typhoon (Austria)	96 -	HF
	125 Typhoon (Austria)		CT



GILERA			
	50 Eaglet	96	HF
	50 Rally	87 -	HF
RI	50	91 -	HF

KTM			
GXE	50	89 -	HF
GXR	50	89 -	HF
MX	50	91	HF

APRILIA			
	50 Red Rose	88 - 89	HF

GILERA			
	50 503	91 -	HF HF
R	50	96 -	HF

KEEWAY			
	125 Speed	06 -	CT
	150 Speed	06 -	CT

PUCH			
MAXI	80	88 -	HF

BENELLI			
	125 Caffenero Right	08 -	CT
	250 Caffenero Right	08 -	MS

KYMCO			
S	250 People Right	06 -	MS

SUZUKI			
AN	400 Burgman Right	07 -	MS

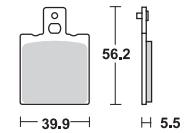
YAMAHA			
TZM	50 R	94 -	HF

SUZUKI			
GSXR	50	87 -	HF
OR	50 E	80 -	HF
RG	50 GAG	87 -	HF
RG	50 Gamma	90 -	HF
TV	50 Wolf	89 -	HF
ZR	50 SAPX,SKX,SLK	81 - 87	HF

SYM			
	125 Husky	96 - 98	CT

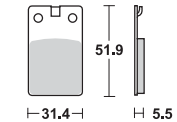


HF **SBS 131**



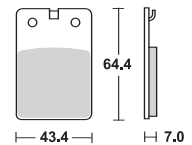
MALAGUTI **HF CT** **SBS 132**

	50 Enduro Dune	87 - 88	HF HF
CR-1	50 Crosser	95 -	HF
F-12	50 Phantom	94 - 98	HF
F-15	50 Fire Fox	96 - 99	HF
F-15	50 Fire Fox	00 -	HF
RST	50 Sport	87 -	HF HF



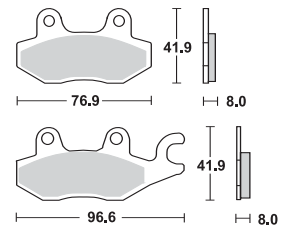
TGB			
	50 Corona	03 -	HF
R	50 X	06 -	HF

HF CT **SBS 133**

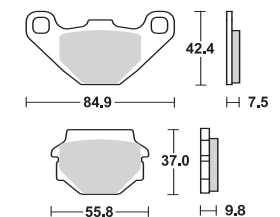


HF CT MS **SBS 134**

YAMAHA			
TZR	50	90 - 92	HF
TZR	50	93 - 02	HF

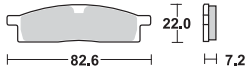


HF CT **SBS 135**

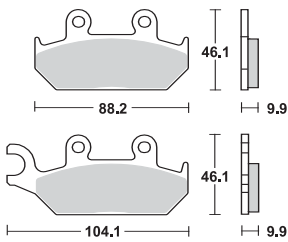


**SBS 136 HF CT****YAMAHA**

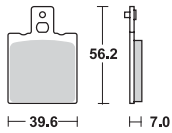
DT 50 LCD 98- HF

**SBS 137 HF CT****YAMAHA**

TZR 50 93- 02 HF

**SBS 138 HF CT****APRILIA**

50 Tuono	04-	HF
ET 50	85-	HF
RS 50	93- 95	HF HF
RS 50	96- 99	HF

**KTM**

50 Comet PL, TS,		
RLW, RS, RS4L	86- 91	HF
GP 50 DXL, RS1		HF

PGO

50 G-Max Doppler	06-	HF
------------------	-----	----

PUCH

MAXI 80	88-	HF
---------	-----	----

SIMSON

50 Spatz	99-	HF
50 Sperber	99-	HF
50 Star	99-	HF
125 Schikra	99-	CT

BETA

50 Crono 502	97-	HF
50 Quadra	97-	HF
50 Tempo	97- 98	HF

CAGIVA

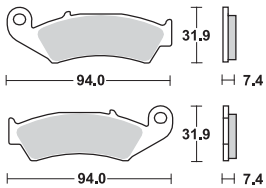
50 Cocis	88-	HF
50 Cucciolo	97-	HF
50 Nuvola	00-	HF
125 Cucciolo	00-	CT
125 Nuvola	00-	CT

DERBI

50 Easy	96-	HF
---------	-----	----

SBS 139 HF CT**HONDA**

CRM 50 (Made in Spain) 93- 96 HF



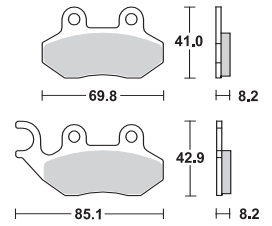


CAGIVA			
	50 City	95-	HF
GARELLI			
KRS	50	02-	HF
PMX	50 Sport	00-	HF
	125 Freeland	02-	CT
	125 T-Rex	00-	CT
	150 Freeland	02-	CT
PGO			
	i-Dep	09-	HF
	50 Dr. Big	01-	HF
	50 G-Max	06-	HF
	50 Libra	10-	HF
	50 Ligero	06-	HF
	50 T-Rex	99-	HF
PMS	50	99-	HF
PMX	50 Naked	06-	HF
PMX	50 Sport	01-	HF
	100 My Bubu	02-	HF
	110 T-Rex	99-	HF
	125 Charge A, B	02-	CT
	125 Ligero	06-	CT
	125 My Bubu, Young Bubu	02-	CT
	125 T-Rex (2 stroke)	99-	CT
	125 T-Rex (4 stroke)	99-	CT
	150 TR3	02-	CT
	150 T-Rex	01-	CT
SYM			
	50 Allo	11-	HF
	50 Fiddle	09-	HF
	50 Jet 4 Naked	11-	HF
	50 Jet 4 R	11-	HF
BENELLI			
	50 49X (Quattro Nove)	08-	HF
CAGIVA			
	50 Nag	08-	HF
CPI			
	50 Aragon GP	06-	HF
	50 Freaky	07-	HF
	50 Hussar	03-	HF
	50 Oliver	03-	HF
	50 Popcorn	03-	HF
	125 Aragon GP	07-	CT
GENERIC			
	50 Ideo	06-	HF
	50 ROC	08-	HF
	50 Stroke	08-	HF
	50 XOR	06-	HF
	125 Soho	07-	CT
	125 Soho	08-	CT
	125 Stroke	08-	CT
	125 XOR	07-	CT
ITALJET			
SX1	50	08-	HF
KEEWAY			
	50 Flash Electric	10-	HF
	50 Focus	06-	HF
	50 Matrix	06-	HF
	50 Matrix Electric	10-	HF

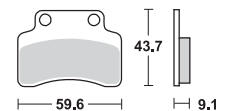


SYM			
	50 Jet BasiX	07-	HF
	50 Jet Euro X	05-	HF
	50 Jet Sport X	06-	HF
	50 Jet, Alpha	95-	HF
	50 Jungle	96-	HF
	50 Mask	00-	HF
	50 Mask LC	00-	HF
	50 Red Devil	97-	HF
	50 Super Fancy	95- 97	HF
	50 Symphony	09-	HF
	50 Symphony SR	11-	HF
	50 Symply	08-	HF
	100 Jet	00-	HF
	100 Jet Euro X	05-	HF
	100 Jet Sport X	05-	HF
	100 Party	97-	HF
	100 Super Fancy	95-	HF
	110 Star	03-	HF
	125 Allo	11-	CT
	125 Citycom	09-	CT
	125 Fiddle	09-	CT
	125 Megalo	02-	CT
	125 New Duke	02- 07	CT
	125 Super Duke	95- 01	CT
	125 Symphony	09-	CT
	125 Symphony SR	11-	CT
	125 Symply	08-	CT
HD	125 Evo DT	10-	CT
	150 Attila	00-	CT
	150 Super Duke	96- 01	CT
	200 Fiddle II	11-	CT
	200 Joyride Evo	09-	CT
HD	200 Evo	07-	CT
HD	200 Evo	10-	CT
	300 Citycom	09-	CT
KEEWAY			
	50 Matrix Racing Sport	10-	HF
F-NKD	50	10-	HF
RY8	50	07- 09	HF
RY8	50	10-	HF
	125 Focus	06-	CT
	125 Matrix	06-	CT
	125 Matrix Racing Sport	10-	HF
	150 Focus	06-	CT
	150 Matrix	06-	CT
	150 Matrix Racing Sport	10-	HF
KYMCO			
	50 Calypso	97-	HF
	50 Heroism	97-	HF
	125 Calypso	99-	CT
	125 Heroism	95-	CT
	150 Heroism	95-	CT
PEUGEOT			
	50 Vivacity Sportline	11-	HF
SV	80	96-	HF
TGB			
GT	50 Veloce	09-	HF

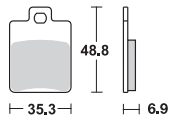
HF CT SBS 140



HF CT SBS 141



SBS 142 HF CT MS

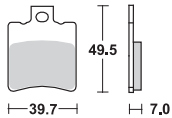


PIAGGIO VESPA

50 Zip RST 96 - 97 HF



SBS 143 HF CT



APRILIA

50 Area 51 99 - HF HF
 50 Habana/Custom 99 - HF HF
 50 Mojito,
 Mojito Custom 02 - HF HF
 125 Leonardo 97 - 98 CT CT
 150 Leonardo 97 - 98 CT CT

BENELLI

50 Naked 02 - HF HF

CPI

125 GTR, GTS 02 - CT CT
 200 GTR, GTS 02 - CT CT

GILERA

50 DNA 01 - HF HF
 50 Runner 97 - 05 HF HF
 50 Runner SP,
 Purejet 98 - 05 HF HF
 50 Storm 94 - HF HF
 50 Typhoon 93 - 95 HF HF
 80 Typhoon 95 - HF HF
 125 DNA 01 - CT CT
 175 Mad Mud 02 - CT CT
 180 DNA 01 - CT CT

PIAGGIO VESPA

50 Free (Disc
 Brake version) 97 - HF HF
 50 Storm 94 - 95 HF HF
 50 Typhoon 94 - 95 HF HF
 50 Typhoon
 Catalyzed 02 - HF HF
 50 Zip Fast Rider 93 - 95 HF HF
 LXV 50 08 - HF HF
 NRG 50 Extreme 01 - HF HF
 NRG 50 mc2 97 - 99 HF HF
 NRG 50 mc3 DD 02 - HF HF
 NRG 50 mc3 DT 02 - HF HF

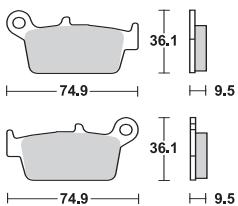
PIAGGIO VESPA

NRG 50 Power DD 05 HF HF
 NRG 50 Power DD 06 - HF HF
 NRG 50 Purejet 05 HF HF
 NRG 50 Purejet 06 - HF HF
 NRG.1 50 94 - 95 HF HF
 S 50 College 4T 11 - HF HF
 TPH 50 93 - 95 HF HF
 100 Free 02 - HF HF
 125 Hexagon 94 - 95 CT CT
 125 Typhoon
 Catalyzed 02 - CT CT
 LXV 125 08 - CT CT
 SKR 125 94 - CT CT
 150 Hexagon 94 - CT CT
 LX 150 08 - CT CT

PUCH

50 Storm (Austria) HF HF
 50 Typhoon (Austria) - 95 HF HF

SBS 144 HF CT



HONDA

CB 50 Replica 99 - HF HF
 SRX 50 Shadow 98 - HF HF
 SRX 90 Shadow 99 - HF HF

KYMCO

50 Cobra Cross 99 - 00 HF HF
 50 Cobra Racer 99 - 00 HF HF
 50 Super-9 00 - 01 HF HF
 50 ZX 12 06 - HF HF
 ZX 50 Super Fever 02 - HF HF
 90 Manboy 96 - HF HF
 125 Super-9 00 - CT CT
 250 Super-9 00 - CT CT



CPI

50 GTS	02-	HF
--------	-----	----

MBK

50 Nitro	97- 00	HF
50 Nitro	01 -	HF
50 Stunt	00-	HF

YAMAHA

50 Slider	00-	HF
YQ 50 Aerox	97- 00	HF
YQ 50 Aerox	01 -	HF

DAELIM

125 Otello	08-	CT
125 S2 FI	07-	CT
125 S3	11-	CT
SL 125 U3 FI	07-	CT

KAWASAKI

SC 250 Epsilon	02-	MS
----------------	-----	----

SUZUKI

250 Sky Wave Type II	98-	MS
AN 250 Burgman	98- 03	MS
AN 250 Burgman	04- 06	MS
AN 400 Burgman	99- 00	MS

HONDA

FES 125 Pantheon	98- 02	CT
FES 125 Pantheon	03-	CT
FES 150 Pantheon	99- 02	CT
FES 150 Pantheon	03-	CT

BETA

RR 50 Enduro	99-	HF
RR 50 Pro Race	98-	HF
RR 50 Standard	99-	HF
RR 50 Supermotard	99- 03	HF

BULTACO

50 Astro	01-	HF
50 Lobito	99-	HF

DERBI

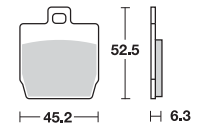
50 Senda R DRD	03- 04	HF
GPR 50 R	98-	HF
125 Atmosphere	99-	CT
180 Predator	99-	CT

GAS GAS

EC 50 Rookie	01- 04	HF
SM 50 Rookie	01-	HF



HF CT SBS 145

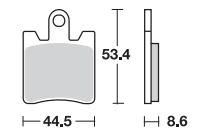


SUZUKI

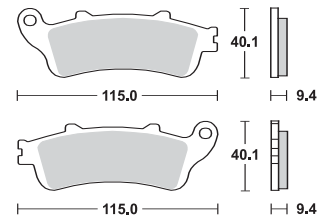
AN 400 Burgman	01- 06	MS
----------------	--------	----

SYM

125 GTS	07-	CT
250 GTS	07-	MS
RV 250 Efi	10-	MS
300 Joymax Evo	10-	MS
300 Joyride Evo i	10-	MS
GTS 300	09-	MS
GTS 300 Evo i	11-	MS
500 GT	07-	MS



HF CT MS SBS 147



GILERA

FX 125 Runner	97- 99	CT
FX 150 Runner	97-	CT
FXR 180 Runner	97	CT
FX 200 Runner	97- 98	CT

HRD

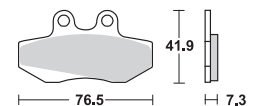
50 Sonic 2		
Supermotard	00- 02	HF
50 Sonic 2 Trail	00- 02	HF

HUSQVARNA

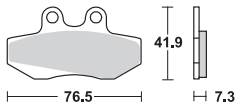
SM 50	02-	HF
WR 50	02-	HF

ITALJET

SM 50	02-	HF
-------	-----	----



SBS 148 HF CT



MOTORHISPANIA

RX	50 Racing	00 -	HF
----	-----------	------	----

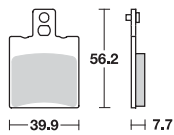
PEUGEOT

XR 6	50 Race Spec	02 - 07	HF
------	--------------	---------	----

RIEJU

	50 Racing		
	Spec. Edition	01 -	HF
	50 Spike Racing	02 -	HF
MRX	50 Pro	05 -	HF
SMX	50	02 -	HF

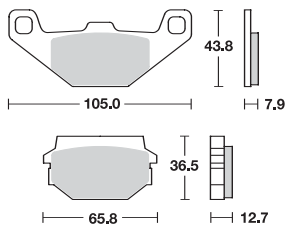
SBS 149 HF CT



APRILIA

SR	50 WWW, Netscaper	97 -	HF
	125 Leonardo	97 - 98	CT
	150 Leonardo	97 - 98	CT

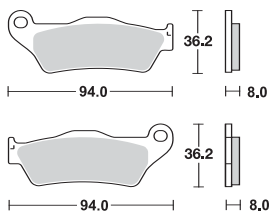
SBS 150 HF CT



SYM

	125 Husky	99 -	CT
	150 Husky	99 -	CT

SBS 151 HF CT MS



GILERA

	500 Nexus	04 -	MS
GP	800	08 -	MS

MBK

	125 Thunder	01 -	CT
YP	125 Skyliner	99 - 00	CT
YP	125 Skyliner	01 -	CT
	150 Skyliner	01 -	CT
XQ	150 Thunder	02 -	CT
	180 Skyliner	04 -	CT
	300 Kilibre	03 -	MS MS

PIAGGIO VESPA

	500 X9 Evolution	04 -	MS
	500 X9 Evolution ABS	04 -	MS

SUZUKI

UH	125 Burgman	02 - 06	CT
----	-------------	---------	----

SHERCO

	50 Supermotard, Enduro	02 - 06	HF
--	------------------------	---------	----

SIAMOTO

	125 BD, KD	02 -	CT
--	------------	------	----

TOMOS

SE	50	05 -	HF
----	----	------	----

SUZUKI

UH	150 Burgman	04 - 06	CT
----	-------------	---------	----

YAMAHA

	125 Maxter	01 -	CT
YP	125 Majesty	01 -	CT
YP	125 R Majesty	99 - 00	CT
XQ	150 Maxter	01 -	CT
YP	150 Majesty	01 -	CT
YP	180 R Majesty	03	CT
YP	180 R Majesty	04 -	CT
VP	300 Versity	03 -	MS MS



APRILIA			
	50 Scarabeo Ditech	02-	HF
SR	50 Ditech	01-	HF
SR	50 Racing	00-	HF
SR	50 Street	05-	HF
	125 Atlantic	03-	CT
	125 Scarabeo,		
	Scarabeo GT	99- 02	CT
	125 Scarabeo,		
	Scarabeo GT	03	CT
	125 Scarabeo,		
	Scarabeo GT	04-	CT
	125 Sportcity	05-	CT
	150 Scarabeo	99-	CT
	150 Scarabeo,		
	Scarabeo GT	04-	CT
	200 Atlantic	03-	CT
	200 Scarabeo	07-	CT
	200 Scarabeo Class	10-	CT
	200 Scarabeo,		
	Scarabeo GT	02	CT
	200 Scarabeo,		
	Scarabeo GT	03	CT
	200 Sportcity	05-	CT
	250 Atlantic ie	07-	MS
	250 Leonardo	99- 01	MS
	250 Leonardo	02-	MS
	250 Leonardo		
	(Grimeca cal.)	99- 01	MS
	250 Leonardo		
	(Grimeca cal.)	02-	MS
	250 Scarabeo,		
	Scarabeo ie	06-	MS
	250 Sportcity ie	07-	MS

APRILIA			
	50 Scarabeo 4T	04-	HF
	100 Scarabeo	00-	HF
	100 Scarabeo 4T	03-	HF
	100 Scarabeo Net	10-	HF
	125 Habana/Custom	00-	CT
	125 Leonardo	99-	CT
	125 Leonardo		
	(Grimeca cal.)	99-	CT
	125 Mojito,		
	Mojito Custom	02-	CT
SR	125	99-	CT

KYMCO			
	50 Agility (4T) R16	06-	HF
	50 People	99- 01	HF
	50 People	02-	HF
	50 Super 8	08-	HF
	50 Super-9 L/C	02-	HF
	125 People	01-	CT
	125 Super 8	08-	CT
	125 Super-9	00-	CT
S	125 People	05-	CT
	150 People	01-	CT
S	200 People	05-	CT
	250 Super-9	00-	CT

LAVERDA			
	125 Phoenix	01 -	CT
	150 Phoenix	01 -	CT



APRILIA			
	300 Scarabeo Special	10 -	MS
	400 Scarabeo ie	07 -	MS
	500 Atlantic Left/Rear	02- 05	MS
	500 Atlantic Sprint	06 -	MS
	500 Scarabeo	03- 06	MS
	500 Scarabeo Class	10 -	MS
	500 Scarabeo ie	07 -	MS

BETA			
	50 Eikon	04 -	HF
	125 Eikon	04 -	CT
	150 Eikon	04 -	CT

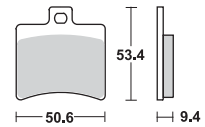
MALAGUTI			
	125 Madison 3	08 -	CT
	125 Phantom Max	04 -	CT
F-18	125 , Warrior	00 -	CT
R	125 Madison	99 -	CT
	150 Madison	99 -	CT
	180 Madison	02 -	CT
	200 Phantom Max	04 -	CT
S	200 Madison	03 -	CT
	250 Madison	99 -	MS
	250 Madison 3 ie	08 -	CT
	250 Password	06 -	CT
	250 Phantom Max	05 -	CT
RS	250 Madison	05 -	CT
K	400 Madison	02 -	MS
GT	500 Spidermax	04 -	MS
RS	500 Spidermax	09 -	MS

APRILIA			
	150 Leonardo	99 -	CT
	150 Leonardo		
	(Grimeca cal.)	99 -	CT
SR	150	00 -	CT
	250 Leonardo	99- 01	MS
	250 Leonardo	02 -	MS
	300 Leonardo		
	(Grimeca cal.)	05 -	MS

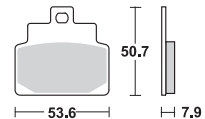
LAVERDA			
	200 Phoenix	01 -	CT

SYM			
	125 Joyride	01 -	CT
HD	125	04 -	CT
	150 Joyride	01 -	CT
	200 Joyride	01 -	CT
HD	200	04 -	CT
	500 GT	07 -	MS

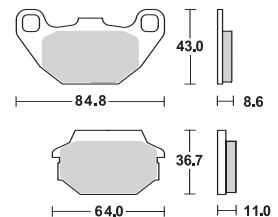
HF CT MS SBS 152

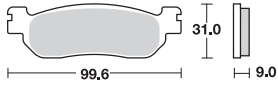


HF CT MS SBS 153



HF CT MS SBS 154

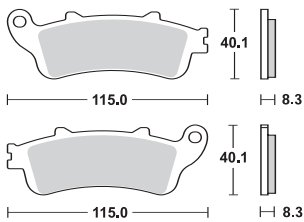



SBS 155 HF CT MS

MBK

250 Skyliner	00 -	MS
--------------	------	----

YAMAHA

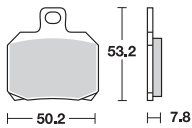
YP 125 X-Max ABS	11 -	CT
YP 125 X-Max Business ABS	11 -	CT
250 X-City	08 -	MS
YP 250 D Majesty DX	98 -	MS
YP 250 Majesty DX/ABS	99 -	MS
YP 250 X-Max	05 - 09	MS
YP 250 X-Max	10 -	MS

SBS 156 HF CT MS

HONDA

250 Forza	00 - 04	MS
250 Jazz	01 -	MS
FES 250 Foresight	98 - 99	MS
FES 250 Foresight	00 -	MS
NSS 250	00 - 04	MS
FJS 400 Silverwing	06 -	MS
FJS 600 Silverwing	01 -	MS
FSC 600 Silverwing	01 -	MS

PEUGEOT

125 Looxor	03 -	CT
------------	------	----

SBS 157 HF CT MS

APRILIA

RS 50	06 -	HF
-------	------	----

CPI

50 GTR	03 -	HF
125 X-Large	02 -	CT
200 X-Large	02 -	CT

GILERA

500 Nexus	04 -	MS
-----------	------	----

MBK

125 Skycruiser	06 -	CT
125 Thunder	01 -	CT
YP 125 Skyliner	01 -	CT
150 Skyliner	01 -	CT
XQ 150 Thunder	02 -	CT
180 Skyliner	04 -	CT

PEUGEOT

50 Speedfight 3 (LC)	10 -	HF
50 Speedfight 3 RS (LC)	10 -	HF
125 CityStar	11 -	CT
500 Satelis	06	MS

PIAGGIO VESPA

125 X8	04	CT
125 X9	01 - 03	CT
125 X9 Evolution Left/Rear	06 -	CT
125 X9 Left/Rear	04 -	CT
180 X9	02 -	CT
200 X8	04	CT
200 X9	03 -	CT
250 X9	00 - 04	MS
500 Beverly Cruiser	08 -	MS

PIAGGIO VESPA

500 X9	01 - 03	MS
500 X9 Evolution	04 -	MS
500 X9 Evolution ABS	04 -	MS
BV 500	06 -	MS

RIEJU

50 Tango	08 -	HF
MRT 50 Pro	09 -	HF
MRT 50 Pro Supermotard	09 -	HF
SMX 50 Pro	08 -	HF

SUZUKI

UH 125 Burgman	02 - 06	CT
UH 150 Burgman	04 - 06	CT

YAMAHA

125 Maxter	01 -	CT
VP 125 X-City	08 -	CT
YP 125 Majesty	01 -	CT
YP 125 X-Max	06 - 09	CT
YP 125 X-Max	10 -	CT
YP 125 X-Max Sport Ed.	11 -	CT
XQ 150 Maxter	01 -	CT
YP 150 Majesty	01 -	CT
YP 180 R Majesty	04 -	CT



HONDA			
	250 Forza	00 - 04	MS
	250 Jazz	01 -	MS
NSS	250	00 - 04	MS

APRILIA			
	125 Atlantic	03 -	CT
	125 Scarabeo,		
	Scarabeo GT	04 -	CT
	150 Scarabeo,		
	Scarabeo GT	04 -	CT
	200 Atlantic	03 -	CT
	200 Scarabeo	07 -	CT
	200 Scarabeo Class	10 -	CT
	250 Atlantic ie	07 -	MS
	250 Scarabeo,		
	Scarabeo ie	06 -	MS
	300 Scarabeo Special	10 -	MS
	500 Atlantic Sprint	06 -	MS

HONDA			
CN	250 Helix	86 - 87	CT

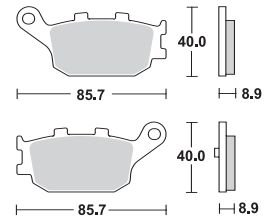
HONDA			
FES	125 Pantheon	03 -	CT
FES	150 Pantheon	03 -	CT
FES	250 Foresight	00 -	MS



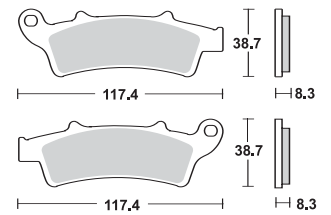
MALAGUTI			
	250 Madison	99 -	MS
K	400 Madison	02 -	MS

MALAGUTI			
	250 Madison	99 -	MS
K	400 Madison	02 -	MS

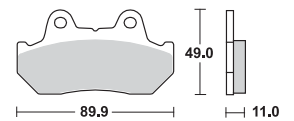
HF CT MS SBS 158



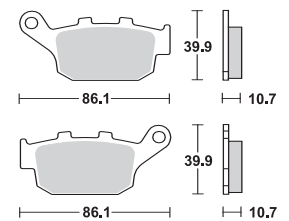
HF CT MS SBS 159

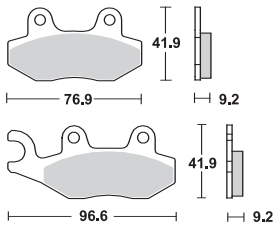


HF CT SBS 160



HF CT MS SBS 161




SBS 163 HF CT

DAELIM

50 a Four	06 -	HF
125 Delfino	08 -	CT

GENERIC

125 Zion	08 -	CT
----------	------	----

KYMCO

50 Agility	05 - 08	HF
50 Agility (4T) R10	06 -	HF
50 Agility (4T) R12	06 -	HF
50 Filly LX	02 -	HF
50 Sento	08 -	HF
50 Vitality	04 -	HF
50 Yup SP/AL	02 -	HF
RS 50 Agility Naked	10 -	HF
125 Agility	06 -	CT
125 Like	11 -	CT
125 Stryker on/off	99 -	CT
125 Vivio	01 -	CT
150 Stryker Off	01 -	CT
150 Vivio	01 -	CT

KYMCO

300 People Si		
Left/Rear	08 -	CT

MALAGUTI

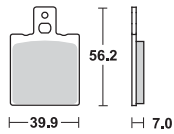
125 Blog	10 -	CT
125 Centro ie	08 -	CT
160 Blog	10 -	CT
160 Centro ie	08 -	CT

PGO

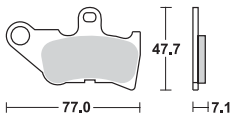
125 I-Charge		
Fuel Injection	03 -	CT

TGB

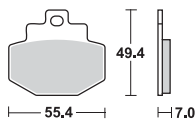
50 203	05 -	HF
50 Akros tec 5	99 -	HF
50 Apollo	99 -	HF
50 Fire, Sky	03 -	HF
90 Apollo	99 -	HF
250 Dynasty	06 -	CT

SBS 164 HF CT

BENELLI

125 Velvet,		
Velvet Touring	99 -	CT
150 Velvet,		
Velvet Touring	00 -	CT
250 Velvet,		
Velvet Touring	99 -	CT

SBS 165 HF CT

YAMAHA

CV 50 Jog, Jog ZR	01 -	HF
110 Mio	05 - 07	HF
110 Mio Sporty	05 - 07	HF
110 Nouvo	06 - 07	HF

SBS 166 HF CT MS

BENELLI

125 Adiva	00 -	CT
150 Adiva	00 -	CT

GILERA

ST 125 Runner	08 -	CT
VX 125 Runner 4T		
(Grimeca cal.)	01 -	CT
VX 125 Runner 4T		
(Hengtong cal.)	01 -	CT
VXR 180 Runner 4T		
(Grimeca cal.)	01 -	CT
VXR 180 Runner 4T		
(Hengtong cal.)	01 -	CT
ST 200 Runner	08 -	CT
VXR 200 Runner 4T		
(Grimeca cal.)	01 -	CT
VXR 200 Runner 4T		
(Hengtong cal.)	01 -	CT

PIAGGIO VESPA

GT 125 L	04 -	CT
GTS 125	07 -	CT
GTX 125 SuperHexagon		
(Grimeca cal.)		
(11" wheels)	00 -	CT
GTX 125 SuperHexagon		
(Hengtong cal.)		
(11" wheels)	00 -	CT
GTX 125 SuperHexagon		
(Hengtong cal.)		
(12" wheels)	01 -	CT
GTX 180 SuperHexagon		
(Grimeca cal.)		
(11" wheels)	00 -	CT
GTX 180 SuperHexagon		
(Hengtong cal.)		
(11" wheels)	00 -	CT



PIAGGIO VESPA

GTX	180 SuperHexagon (Hengtong cal.) (12" wheels)	01 -	CT
GT	200 L	04 -	CT
GTS	250 ABS	06 -	MS
GTX	250 Super Hexagon	01 -	MS
GTS	300 Super	09 -	MS
GTS	300 Super Sport i.e.	11 -	MS

DERBI

125 Boulevard	03 -	CT
150 Boulevard	03 -	CT

ITALJET

50 Jet-Set	02 -	HF
100 Millennium 2T	01 -	HF
125 Jet-Set	02 -	CT
125 Millennium	00 -	CT
150 Jet-Set	02 -	CT
150 Millennium	00 -	CT

PEUGEOT

50 Elystar	03 -	HF
125 Elyseo	00 -	CT
125 Elystar	03 -	CT
125 Geopolis	06 -	CT
125 Jet-Force Compressor	03 -	CT
125 Looxor	03 -	CT
125 Satelis	04 - 05	CT
125 Satelis	06 -	CT

APRILIA

50 Tuono	04 -	HF
----------	------	----

BETA

RR 50 Enduro	10 -	HF
RR 50 Supermotard	08 -	HF

DERBI

50 Black Devil	04 -	HF
50 DRD Racing R	05 -	HF
50 DRD Racing R Ltd.	05 -	HF
50 DRD Racing SM	05 -	HF
50 DRD Racing SM Ltd.	05 -	HF
50 Senda SM DRD Black Edition	03 -	HF

FANTIC

50 Regolama Casa	08 -	HF
50 Supersei Motard	08 -	HF

GAS GAS

EC 50 Rookie	05 -	HF
--------------	------	----

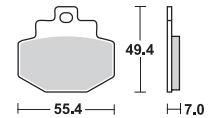
GENERIC

50 Toxic	07 -	HF
50 Trigger SM	06 -	HF
50 Trigger SM Competition	08 -	HF
50 Trigger X	06 -	HF



HF CT MS

SBS 166

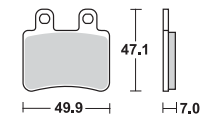


PEUGEOT

125 Satelis ABS	04 -	CT
RS 125 Geopolis	10 -	CT
150 Elyseo	00 -	CT
150 Elystar	03 -	CT
400 Geopolis (AJP cal.)	07 -	CT
600 Satelis ABS	04 -	CT

HF CT

SBS 167



RIEJU

RS2 50 Matrix	03 -	HF
---------------	------	----

SHERCO

SE 50 Enduro	07 -	HF
SM 50 Supermotard	07 -	HF

YAMAHA

DT 50 R	04 -	HF
DT 50 X Supermotard	04 -	HF

GENERIC

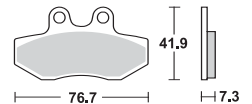
50 Trigger X Competition	08 -	HF
-----------------------------	------	----

HF CT

SBS 168

MALAGUTI

50 Fifty	04 -	HF
NKD 50	04 -	HF
125 Phantom Max	04 -	CT
200 Phantom Max	04 -	CT
250 Password	06 -	CT
250 Phantom Max	05 -	CT
RS 250 Madison	05 -	CT



MBK

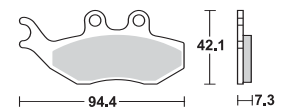
50 X-Power	04 -	HF
------------	------	----

MOTORHISPANIA

MH 50 Urban Bike	06 -	HF
------------------	------	----

PEUGEOT

XP S-6 50 Supermotard	04 -	HF
125 Elyseo	00 -	CT
125 Elystar	03 -	CT
125 Jet-Force Compressor	03 -	CT
125 Satelis	06 -	CT
150 Elyseo	00 -	CT
150 Elystar	03 -	CT
400 Geopolis (AJP cal.)	07 -	CT



**SBS 168 HF CT****PIAGGIO VESPA**

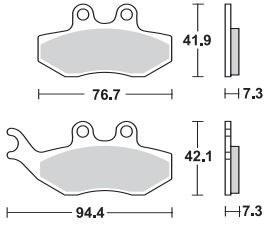
BV	200	05 -	CT
----	-----	------	----

SHERCO

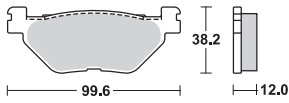
SE	50 Enduro	07 -	HF
SM	50 Supermotard	07 -	HF

YAMAHA

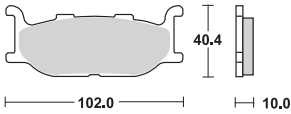
DT	50 X Supermotard	04 -	HF
TZR	50	03 -	HF

**SBS 169 HF CT MS****YAMAHA**

XP	500 TMAX	01 - 03	MS
----	----------	---------	----

**SBS 170 HF CT MS****YAMAHA**

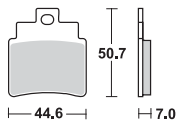
YP	400 Majesty	04	MS
XP	500 TMAX	01 - 03	MS

**SBS 171 HF CT MS****KYMCO**

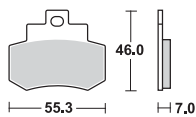
250 Grand Dink	01 -	CT
----------------	------	----

SYM

125 Voyager	05 -	CT
250 Joymax	07 -	MS
250 Voyager	05 -	MS

**SBS 172 HF CT****KYMCO**

250 Grand Dink	01 -	CT
----------------	------	----



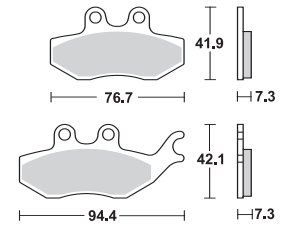


ITALJET			
	250 Jupiter	01 -	CT
KEEWAY			
TX	50 SM	10 -	HF
RIEJU			
NKD	50	04 - 07	HF
RS2	50 Matrix	03 -	HF
KAWASAKI			
SC	250 Epsilon	02 -	MS
SUZUKI			
AN	250 Burgman	04 - 06	MS
AN	400 Burgman	01 - 06	MS
BMW			
	125 C1	00 -	CT
	200 C1	02 -	CT
BMW			
	125 C1	00 -	CT
	200 C1	02 -	CT
MALAGUTI			
	125 Madison 3	08 -	CT
	250 Madison 3 ie	08 -	CT
GILERA			
	50 Runner PJ	06 -	HF
	50 Runner SP	06 -	HF
	125 Nexus	07 -	CT
FX	125 Runner		CT
	(Hengtong cal.)	00 -	CT
FX	125 Runner SP		CT
	(Hengtong cal.)	00 -	CT
ST	125 Runner	08 -	CT
VX	125 Runner 4T		CT
	(Hengtong cal.)	01 -	CT
FXR	180 Runner		CT
	(Hengtong cal.)	00 -	CT
FXR	180 Runner SP		CT
	(Hengtong cal.)	00 -	CT
VXR	180 Runner	01 -	CT

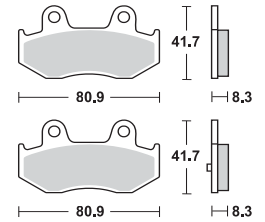


GILERA			
VXR	180 Runner 4T		CT
	(Hengtong cal.)	01 -	CT
ST	200 Runner	08 -	CT
VXR	200 Runner 4T		CT
	(Hengtong cal.)	01 -	CT
	250 Nexus	07 -	MS
GP	800	08 -	MS
PEUGEOT			
	50 Tweet	11 -	HF
	125 CityStar	11 -	CT
	125 Geopolis	06 -	CT
	125 Tweet	11 -	CT
RS	125 Geopolis	10 -	CT
	250 Geopolis	06 -	MS
	250 Satelis	06 -	MS

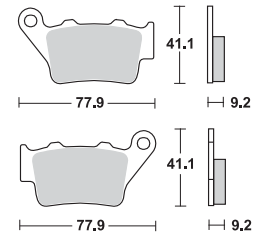
HF CT SBS 173



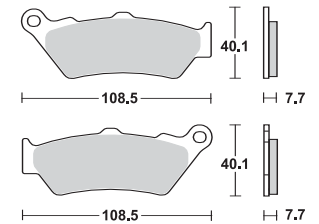
HF CT MS SBS 174



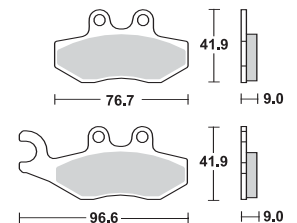
HF CT SBS 175



HF CT SBS 176

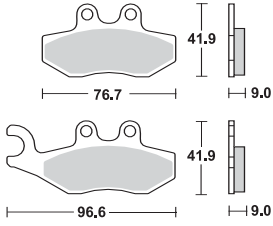


HF CT MS SBS 177





SBS 177 HF CT MS



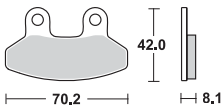
PIAGGIO VESPA

50 Fly	05 -	HF	
TPH 50 2T	11 -	HF	
100 Fly	07 -	HF	
100 Zip	07 -	HF	
125 Beverly	02 -	CT	CT
125 Carnaby	08 -	CT	CT
125 Fly	05 -	CT	
125 X7	08 -	CT	
125 X8	04 -	CT	
125 X8	05 -	CT	
125 X9 Evolution			
Left/Rear	06 -	CT	
125 X9 Left/Rear	04 -	CT	
125 Xevo	08 -	CT	
GT 125 L	04 -	CT	
GTS 125	07 -	CT	
GTV 125	08 -	CT	
GTX 125 SuperHexagon			
(Hengtong cal.)			
(11" wheels)	00 -	CT	
GTX 125 SuperHexagon			
(Hengtong cal.)			
(12" wheels)	01 -	CT	
150 Fly	06 -	CT	
150 X8 Street	06 -	CT	
GTX 180 SuperHexagon			
(Hengtong cal.)			
(11" wheels)	00 -	CT	
GTX 180 SuperHexagon			
(Hengtong cal.)			
(12" wheels)	01 -	CT	

PIAGGIO VESPA

200 Beverly	02 -	CT	CT
200 Carnaby	08 -	CT	CT
200 X8	04 -	CT	
200 X8	05 -	CT	
BV 200	02 - 04	CT	CT
BV 200	05 -	CT	
GT 200 L	04 -	CT	
250 Beverly	07 -	MS	MS
250 GT 60	06 -	MS	
250 X7	08 -	MS	
250 X8	06 -	MS	
250 X9 Left/Rear	05 -	MS	
250 Xevo	08 -	MS	
BV 250	06 -	MS	MS
GTS 250 ABS	06 -	MS	
GTV 250	08 -	MS	
300 Beverly i.e.	11 -	MS	
300 Beverly Tourer	07 -	MS	MS
300 Carnaby Cruiser	10 -	MS	MS
300 X7 Evo i.e.	11 -	MS	
GTS 300 Super	09 -	MS	
GTS 300 Super Sport i.e.	11 -	MS	
GTV 300 i.e.	11 -	MS	
400 X8 Left/Rear	07 -	MS	MS
400 Xevo Left/Rear	08 -	MS	MS

SBS 178 HF CT



LAVERDA

125 Phoenix	01 -	CT	
150 Phoenix	01 -	CT	
200 Phoenix	01 -	CT	

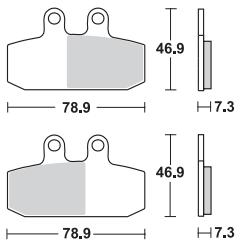
SYM

RS 50	05 -	HF	
RS21 50	02 -	HF	
125 Euro MX	03 -	CT	
125 Joyride	01 -	CT	
125 Joyride Evo	10 -	CT	
RS 125	05 -	CT	
RS21 125 , R	02 -	CT	
VS 125	09 -	CT	

SYM

150 Euro MX	03 -	CT	
150 Joyride	01 -	CT	
RS 150	05 -	CT	
200 Joyride	01 -	CT	

SBS 179 HF CT MS



APRILIA

500 Atlantic Right	02 - 05	MS	
--------------------	---------	----	--



HONDA			
ANF	125 i Innova	07 -	CT
ANF	125 Innova	03 - 06	CT

RIEJU			
RS2	50 NKD	06 -	HF

YAMAHA			
YP	125 X-Max	10 -	CT
YP	125 X-Max ABS	11 -	CT
YP	125 X-Max Business ABS	11 -	CT
YP	125 X-Max Sport Ed.	11 -	CT
YP	250 X-Max	10 -	MS

SUZUKI			
AN	400 Burgman Left/Rear	07 -	MS
AN	650 A Burgman Executive	04 -	MS
AN	650 Burgman	02 -	MS

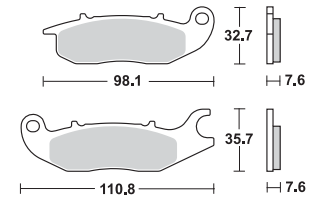
DAELIM			
	125 S2	06 -	CT
	250 S2	06 -	CT

KYMCO			
	125 Downtown i	10 -	CT
	200 Downtown i	10 -	CT
	250 Xciting	04 - 05	MS MS
	250 Xciting	06 -	MS
	300 Downtown i	10 -	MS
	300 People Gti	10 -	MS
	300 Xciting Ri	08 -	MS
	500 Xciting	04 -	MS MS
	500 Xciting i Evo ABS	11 -	MS MS

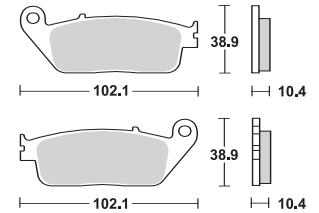
HONDA			
FJS	400 Silverwing	06 -	MS
SW-T	400	09 -	MS
SW-T	400 ABS	09 -	MS
FJS	600 Silverwing	01 -	MS
FSC	600 Silverwing	01 -	MS
SW-T	600	11 -	MS



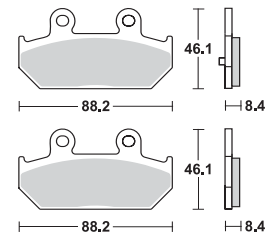
HF CT SBS 180



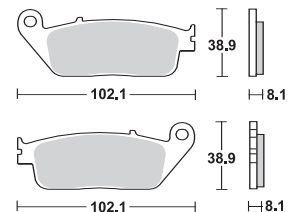
HF CT MS SBS 181



HF CT MS SBS 182



HF CT MS SBS 183

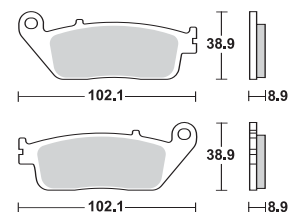


KYMCO				
	500 Xciting R ABS	09 -	MS	MS
	700 MyRoad	09 -	MS	MS

PEUGEOT			
	125 Satelis ABS	04 -	CT
RS	400 Geopolis	08 -	MS
	500 Satelis	07 -	MS
	600 Satelis ABS	04 -	CT

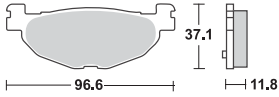
SUZUKI			
AN	650 A Burgman Executive	04 -	MS
AN	650 Burgman	02 -	MS

MS SBS 184





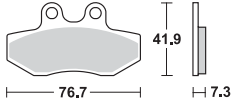
SBS 185 HF CT MS



YAMAHA

YP	400 Majesty	04	MS
YP	400 Majesty	05-	MS
XP	500 TMAX	04- 07	MS
XP	500 TMAX	08-	MS
XP	500 TMAX Tech Max	11-	MS

SBS 186 HF CT



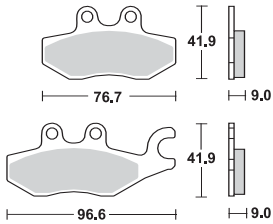
APRILIA

RX	50	06-	HF
----	----	-----	----

MOTORHISPANIA

RYZ	50 Supermotard	05-	HF
-----	----------------	-----	----

SBS 187 HF CT MS



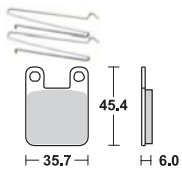
PIAGGIO VESPA

	125 X7	08-	CT
	125 X9 Evolution		
	Right	06-	CT
	125 X9 Right	04-	CT
	125 Xevo	08-	CT
	250 X7	08-	MS
	250 X9 Right	05-	MS
	250 Xevo	08-	MS
	300 Beverly i.e.	11-	MS
	300 X7 Evo i.e.	11-	MS
	400 X8 Right	07-	MS

PIAGGIO VESPA

	400 Xevo Right	08-	MS
--	----------------	-----	----

SBS 188 HF CT

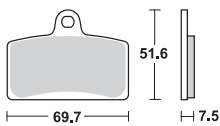


BETA / CAGIVA / DERBI / GILERA / ITALJET / MALAGUTI / MBK / MOTORHISPANIA / PEUGEOT / PIAGGIO VESPA / RIEJU / SHERCO / SUZUKI / YAMAHA

AJP Caliper incl.
pin/spring HF

If required without springs - see SBS 105

SBS 189 MS



DERBI

	50 DRD Pro Corse	06-	MS
GPX1	50	06-	MS

GILERA

SC	125	06-	MS
----	-----	-----	----

MOTORHISPANIA

RX	50 R	08-	MS
----	------	-----	----

PEUGEOT

XR 7	50	08-	MS
------	----	-----	----



MBK

YP	125 Flame X	05-	CT
----	-------------	-----	----

YAMAHA

NXC	125 Cygnus X	05- 09	CT
-----	--------------	--------	----

GILERA

RC	500 Fuoco ie	08-	MS
----	--------------	-----	----

PIAGGIO VESPA

	125 MP3	06-	CT
	125 X8	05-	CT
GTV	125	08-	CT
	200 X8	05-	CT
	250 MP3	06-	MS
	250 X8	06-	MS
	250 X9 Left/Rear	05-	MS
GTV	250	08-	MS

HONDA

FES	125 S-Wing	08-	CT
SH	125 i	09-	HF
FES	150 S-Wing	08-	CT
SH	150 i	09-	HF
	250 Forza	05-	MS
NSS	250	05-	MS
PS	250	05-	MS
SH	300 i	07-	MS
SW-T	400	09-	MS
SW-T	400 ABS	09-	MS
SW-T	600	11-	MS

HONDA

FES	125 S-Wing	08-	CT
SH	125 i	09-	HF
FES	150 S-Wing	08-	CT
SH	150 i	09-	HF
	250 Forza	05-	MS
NSS	250	05-	MS
SH	300 i	07-	HF

MBK

	125 Skycruiser	06-	CT
--	----------------	-----	----

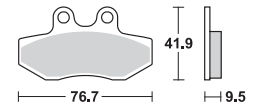
YAMAHA

VP	125 X-City	08-	CT
YP	125 X-Max	06- 09	CT
	250 X-City	08-	MS
YP	250 X-Max	05- 09	MS



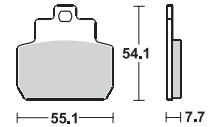
HF CT

SBS 190



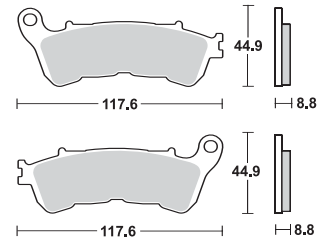
HF CT MS

SBS 191



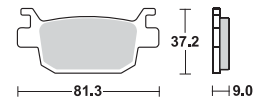
HF CT MS

SBS 192



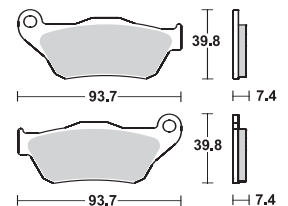
HF CT MS

SBS 193



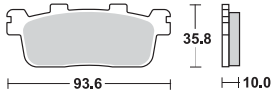
HF CT MS

SBS 194





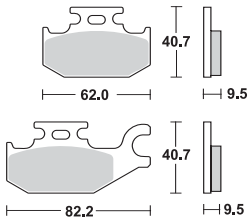
SBS 195 HF CT MS



KYMCO

S	125 People	05 -	CT
S	200 People	05 -	CT
	250 Xciting	06 -	MS
S	250 People Left/Rear	06 -	MS
	300 People Si		
	Left/Rear	08 -	CT
	300 Xciting Ri	08 -	MS

SBS 196 HF CT



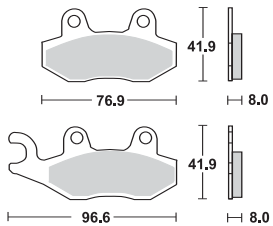
BENELLI

	250 Caffenero		
	Left/Rear	08 -	MS

SUZUKI

UH	125 Burgman	07 -	CT
UX	125 SIXteen	08 -	CT
UX	150 SIXteen	08 -	CT
UH	200 Burgman	07 -	CT

SBS 197 HF CT MS



BENELLI

	125 Caffenero		
	Left/Rear	08 -	CT
	125 Macis	10 -	CT
	150 Macis	10 -	CT
	250 Caffenero		
	Left/Rear	08 -	MS

PEUGEOT

RS	400 Geopolis	08 -	MS
	500 Satelis	07 -	MS

PGO

	125 Libra	10 -	CT
	125 X-Hot	10 -	CT

KYMCO

S	250 People Left/Rear	06 -	MS
---	----------------------	------	----

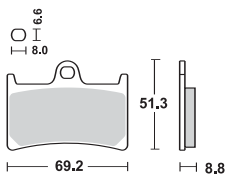
SUZUKI

AN	400 Burgman		
	Left/Rear	07 -	MS

PEUGEOT

	125 Geopolis		
	(Nissin cal.)	07 -	CT
	125 Vivacity	10 -	CT
GT	125 Satelis Sport	11 -	CT
LXR	125	10 -	CT
LXR	200	10 -	CT
	400 Geopolis		
	(Nissin cal.)	07 -	MS

SBS 198 HF CT MS



YAMAHA

XP	500 TMAX	08 -	MS
XP	500 TMAX Tech Max	11 -	MS



BETA			
RR	50 Enduro	10-	HF
RR	50 Supermotard	08-	HF

KEEWAY			
RY8	50	10-	HF

KYMCO			
	50 Nexxon	08-	HF
	125 Nexxon	08-	CT
	150 Straight	08-	CT

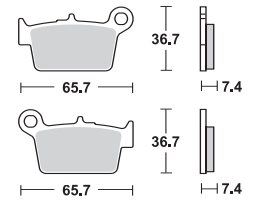
PEUGEOT			
	50 Speedfight 3 (AC)	10-	CT
	50 Speedfight 3 (LC)	10-	CT
	50 Speedfight 3 RS (LC)	10-	CT

SYM			
	125 Joyride Evo	10-	CT
HD	125 Evo DT	10-	CT
HD	200 Evo	07-	CT
HD	200 Evo	10-	CT
	250 GTS	07-	MS
	250 Joymax	07-	MS
RV	250 Efi	10-	MS
	300 Joymax Evo	10-	MS
	300 Joyride Evo i	10-	MS
GTS	300	09-	MS
GTS	300 Evo i	11-	MS

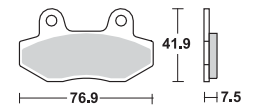
GILERA			
	50 Runner PJ	06-	HF
	50 Runner SP	06-	HF
	50 Runner SP, Purejet	98-05	HF
	50 Stalker	97-	HF
DT	50 Stalker	01-	HF
FX	125 Runner (Grimeca cal.)	00-	CT
FX	125 Runner (Hengtong cal.)	00-	CT
FX	125 Runner SP (Grimeca cal.)	00-	CT
FX	125 Runner SP (Hengtong cal.)	00-	CT
FXR	180 Runner (Grimeca cal.)	00-	CT
FXR	180 Runner (Hengtong cal.)	00-	CT
FXR	180 Runner SP (Grimeca cal.)	00-	CT



HF	CT	SBS 199
----	----	---------

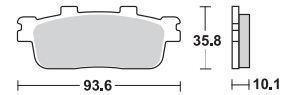


HF	CT	SBS 200
----	----	---------



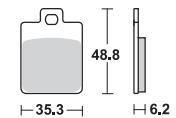
TGB			HF	CT	MS	SBS 201
-----	--	--	----	----	----	---------

	125 X-Large	11-	CT
	125 X-Motion	08-	CT
	250 X-Motion	08-	CT



GILERA			HF	CT	MS	SBS 202
--------	--	--	----	----	----	---------

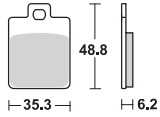
FXR	180 Runner SP (Hengtong cal.)	00-	CT
	200 Stalker	97-	CT
FX	200 Runner SP	98-	CT
RC	500 Fuoco ie	08-	MS



PIAGGIO VESPA			
	50 Liberty	97-	HF
	50 Liberty 4T	00-	HF
	50 Zip Disco	96-	HF
	50 Zip Fast Rider	96-	HF
	50 Zip RST	98-99	HF
	50 Zip Sport Production	96-	HF
ET2	50	97-01	HF
ET2	50	02-	HF
ET4	50	00-	HF
LX	50 2T/4T	05-	HF
S	50 2T	07-	HF
S	50 4T	09-	HF



SBS 202 HF CT MS



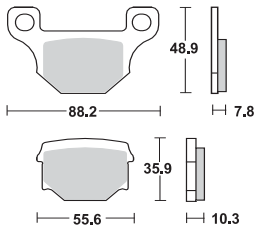
PIAGGIO VESPA

	125 MP3	06 -	CT
	125 Sfera	95 -	CT
	125 Zip II 4T	00 -	CT
ET4	125	96 - 99	CT
ET4	125	00 -	CT
LE	125 Liberty	99 - 01	CT
LE	125 Liberty	02 -	CT
LX	125 4T	05 -	CT
PX	125	02 -	CT
S	125 4T	07 -	CT
	150 Liberty	99 -	CT

PIAGGIO VESPA

ET4	150	02 -	CT
PX	150	02 -	CT
	200 Liberty	06 -	CT
PX	200	02 -	CT
	250 LX 60	06 -	MS
	250 MP3	06 -	MS
	400 MP3 IE	07 -	MS
	400 MP3 LT	09 -	MS

SBS 203 HF CT



MOTORHISPANIA

RX	50 R	08 -	HF
----	------	------	----

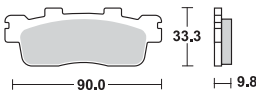
RIEJU

MRT	50	09 -	HF	HF
MRT	50 Supermotard	09 -	HF	HF
RRX	50	08 -	HF	HF

TGB

	50 Bull&t RS/RR	11 -	HF
	50 Bullet	10 -	HF
	125 Bull&t RS/RR	11 -	HF

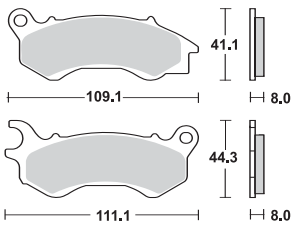
SBS 204 HF CT MS



KYMCO

	125 Downtown i	10 -	CT
	125 Super Dink	10 -	CT
	200 Downtown i	10 -	CT
	300 Downtown i	10 -	MS

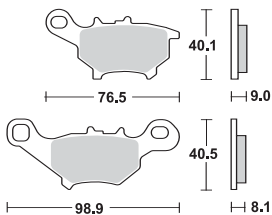
SBS 205 HF CT



HONDA

PCX	125	09 -	CT
-----	-----	------	----

SBS 206 HF CT



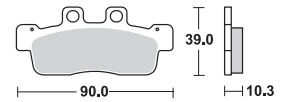
YAMAHA

CV	50 A/R Jog	03 - 08	HF
----	------------	---------	----

**YAMAHA**

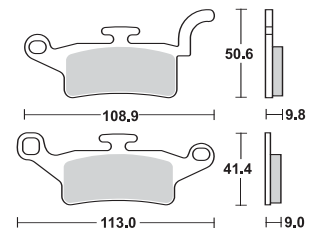
NXC	125 Cygnus	10-	CT
-----	------------	-----	----

HF	CT					SBS 207
----	----	--	--	--	--	---------

**MBK**

YW	125 Z	10-	CT
----	-------	-----	----

HF	CT					SBS 208
----	----	--	--	--	--	---------

**YAMAHA**

BWs	125	10-	CT
-----	-----	-----	----

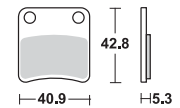
YW	125 Z	10-	CT
----	-------	-----	----

GILERA

RC	500 Fuoco ie			
	(Parking Brake)	08-	HF	

GP	800 (Parking Brake)	08-	HF	
----	---------------------	-----	----	--

HF						SBS 209
----	--	--	--	--	--	---------

**HONDA**

FJS	400 Silverwing			
	(Parking Brake)	06-	HF	

FJS	600 Silverwing			
	(Parking Brake)	01-	HF	

PIAGGIO VESPA

	125 MP3			
	(Parking Brake)	06-	HF	

	250 MP3			
	(Parking Brake)	06-	HF	

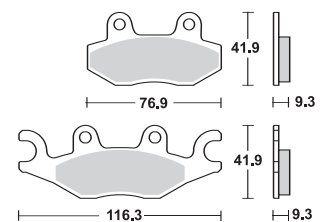
TGB


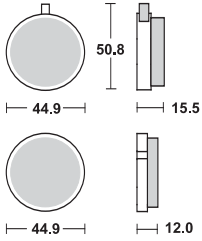
	125 X-Large	11-	CT
--	-------------	-----	----

	125 X-Motion	08-	CT
--	--------------	-----	----

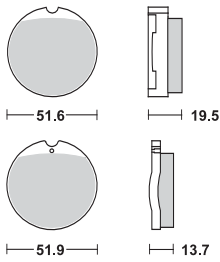
	250 X-Motion	08-	MS
--	--------------	-----	----

HF	CT	MS				SBS 210
----	----	----	--	--	--	---------



**SBS 500 HF****YAMAHA**

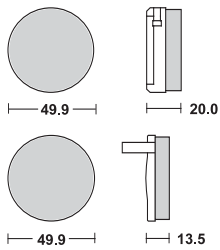
FS	50 DX	75-79	HF
FS1	50 DX	77-78	HF
RD	50	76-78	HF
RD	90	76-	HF
RD	100 D	76-79	HF
RS	100 DX	77-79	HF
RX	100	76-79	HF
RD	125 DX	75-77	HF
RS	125 DX	76-79	HF
RD	200 DX	76-78	HF

SBS 501 HF**HONDA**

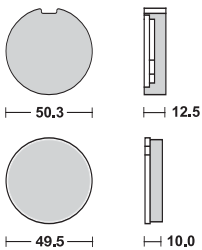
CB	250 G, T	74-76	HF
CJ	250 T	76-78	HF
CB	350 F, F1	73-76	HF
CB	360 G, T	73-76	HF
CJ	360 T	76-78	HF
CL	360	74-	HF
CB	400 F, F1, F2	75-79	HF
CB	450 K5, K6, K7	72-77	HF
CB	500 F	72-75	HF

HONDA

CB	500 T	75-78	HF
CB	550 F	75-79	HF
CB	550 K	74-78	HF
CB	750 A	76-78	HF
CB	750 F1	75-76	HF
CB	750 K	77-78	HF

SBS 502 HF**HONDA**

CB	750 K	70-76	HF
----	-------	-------	----

SBS 503 HF**KAWASAKI**

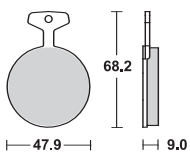
S3		74-75	HF
S3A		74-75	HF
S2A	350	73-	HF
KH	500 H1	74-75	HF
Z	750 H	72-75	HF
Z1	900 Z1 A, Z1 B	73-75	HF

SUZUKI

RE	5M, A	75-	HF
RM	50 M, A	75-76	HF

SUZUKI

GT	100	78-	HF
GT	125 A, B, C, L, M	75-78	HF
GT	185 A, B, C, EC	75-77	HF
GT	185 L, M, K	75-77	HF
RG	185	75-77	HF
GT	250	73-78	HF
GT	380 A, B, K, L, M	73-77	HF
GT	500 A, B	75-77	HF
GT	550 A, K, L, M	73-77	HF
GT	750 A, K, L, M	73-77	HF

SBS 504 HF**ISR CALIPERS**

2 Piston
(22-023/026) ◆

YAMAHA


RD	250 A-C	73-77	HF
RD	250 D	77	HF HF
TZ	250	82-	HF
RD	350 A, B	73-79	HF
XS	360 B	76-	HF
RD	400 C, D	77	HF HF
RD	400 S	73-76	HF
TX	500 A, B	74-77	HF

YAMAHA

XS	500	75-77	HF
TX	650	72-	HF
XS	650 B, C, XS2	75-77	HF
TX	750	73-74	HF
TX	750 A	73-76	HF

Dimensions in mm / Dimensions en mm
1" = 25.4 mm, 1 mm = 0.04"

◆ Selection of compound - see page 138-139/Sélectionnement de composé de friction - voir page 138-139



NORTON				
MK2	850 Commando	73- 75	HF	
MK3	850 Commando	75- 77	HF	HF

APRILIA				
AF1	250 Replica	90-		HF

BENELLI				
	350 4T Turismo			HF
	354	78- 82		HF
	500 4T	- 76		HF
	750 Sei	75-	HF	
	900 Sei	84-	HF	HF

BIMOTA				
	all models	82- 88	HF	HF
SB3	D	83-	HF	HF

BMW				
R65	650 GS	87-	HF	
R65	650 GS	91-	HS	
R65	650 LS	82-	HF	
R65/1	650	86-		HF
K75	750	90		LS
K75	750 C	85-	HF	
K75	750 RT	91-		LS
K75	750 S, C	85-	HF	HF
R80	800	85	HF	
R80	800 G/S P.-D.	86	HF	
R80	800 GS	81-	HF	
R80	800 GS	91-	HS	
R80	800 R	91-		LS
R80	800 RT	83	HF	
R80/7	800	79- 81		HF
K1	1000	89		LS
K100	1000 LT	87	HF	HF
K100	1000 LT	92-		LS
K100	1000 LT ABS	89		LS
K100	1000 RS	90-		LS
K100	1000 RS ABS	88- 89		LS
K100	1000 RS, RT	83-	HF	HF
R100	1000	81-	HF	HF
R100	1000 CS,RS, RT	81-	HF	HF
R100	1000 R	91-		LS
R100	1000 RS	76- 77		HF
R100	1000 RS	78- 80		HF
R100	1000 RS	93-		LS
R100	1000 S	78- 80		HF
R100	1000 T	79-		HF
K1100	1100 LT/SE	92-		LS
K1100	1100 RS	93-		LS
R1100	1100 RS	93		LS
R1100	1100 RS	94-		LS
K	1200 GT With Integral ABS	02- 07		LS
K	1200 RS	97- 00		LS
K	1200 RS	01- 02		LS
K	1200 RS	03-		LS

CZ				
CZ	180	93-	HF	



DUCATI				
	250 Desmo	- 77	HF	
	350 Desmo	- 77	HF	
	350 F3		HF	HF
	500 Sport	77-	HF	HF
	600 Pantah TL, SL		HF	HF
	600 SL, TL Pantah	76-	HF	
	650 Pantah	84-	HF	HF
	750 F1	86-	HF	HF
	750 GT	74- 76	HF	
	750 Paso	87	HF	
	750 Sport	90	HS	LS
	750 SS	74- 76	HF	HF
	750 SS	76-	HF	HF
	750 SS	91-		HF
	851 Strada	91-		HF
	860 GT		HF	HF
	860 GT	75- 77	HF	
	888 Roche Replica	91-		HF
	900 GTS	77-	HF	
	900 Mike Hailwood Replica	85-	HF	HF
	900 S2 Desmo	85-	HF	HF
	900 Sport	77-	HF	HF
	900 SS	78- 89	HF	HF
906	900 Paso	89	HF	
	1000 /6 Mike Hailwood Replica	85-	HF	HF
	1000 Mille Replica	84-	HF	HF
	1000 S2 Desmo	85-	HF	HF

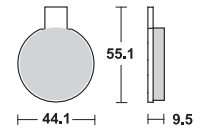
HERCULES				
	Silver Star Classic	93	HF	

HOREX				
	80 Rebell T	86-	HF	HF
	80 Sport L	86-	HF	HF
	125 Imperator	96-	HF	
	125 Regent	96-	HF	
	560 E	86-	HF	HF
	600 Columbus	87-	HF	HF

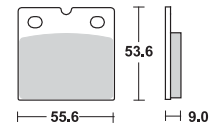
JAWA				
CZ	125 2T		HF	
CZ	125 MX		HF	
CZ	180	92	HF	
	300 Trail	93-	HF	

LAVERDA				
SFC	500		HF	HF
SFC	600	86-	HF	HF
	650 V-Six	93-	HS	LS
SF2	750	74- 78	HF	
SF3	750	74- 78	HF	
SF3	750 RGS Corsa, Executive	77-	HF	HF
	1000 Jota	76-	HF	HF

HF **SBS 505**



HF HS LS **SBS 506**

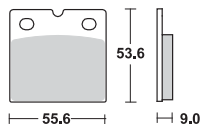


Dimensions in mm / Dimensions en mm
1" = 25.4 mm , 1 mm = 0.04"

◆ Selection of compound - see page 138-139/Sélectionnement de composé de friction - voir page 138-139



SBS 506 HF HS LS



LAVERDA

3C	1000 3CE, 3CL	74 -	HF	HF
RGS	1000	83 -	HF	HF
RGS	1000 Jota	86 -	HF	HF
SFC	1000	85 - 86	HF	HF
TGA	1000 Executive	84 -	HF	HF
	1200 Mirage	78 -	HF	HF

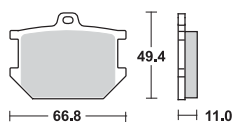
MOTO-GUZZI

NTX	350	90 -		HF
V35	350 C		HF	
V35	350 Florida		HF	
V35	350 GT	90 -	HF	
V35	350 III	87 -	HF	HF
V35	350 TT	86 -	HF	HF
NTX	650	90 -		HF
V65	650 Florida	86 -	HF	HF
V65	650 GT	90 -	HF	
NTX	750	90 -		LS
S3	750 Left	75 - 76	HF	
S3	750 Right	75 - 76	HF	
SP	750	91 -	HS	LS
V75	750	86 -	HF	HF
V75	750 Duna	86 -	HF	HF
V75	750 TT Paris-Dakar	86 -	HF	HF
	850 Le Mans	76 -	HF	HF
T	850	74 - 76	HF	
T3	850	75 -	HF	HF
T4	850	75 -	HF	HF
T5	850	75 -	HF	HF
T5	850 N.T.	86 -	HF	HF
	1000 California II	85 - 88	HF	HF
	1000 California III C	91 - 95	HS	LS
	1000 California III, Fuel Injection	89	HF	HF
	1000 Daytona	91 -		HF
	1000 Le Mans IV	85 -	HF	HF
	1000 Le Mans, V	90 -	HS	LS
GT	1000 V	91 -	HS	LS
S	1000	90	HS	LS
SP	1000 III	91 -	HS	LS
SP	1000 Le Mans Left/Rear	79 -	HF	
SP	1000 Le Mans Right	79 -	HF	
V	1000 Strada	93 -	HF	
	1100 California	96 -	HS	LS

MV AGUSTA

	all models		HF	HF
--	------------	--	----	----

SBS 507 HF



YAMAHA

XS	250 C	77 - 78	HF	HF
XS	250 D, E	79 - 80	HF	
XS	360 C, D	77 -	HF	HF
RD	400	79 -	HF	
SR	400	77	HF	HF
XS	400 C, E, F	77 - 79	HF	HF
SR	500	78 - 84	HF	
SR	500	85 - 91	HF	
XS	500	77 - 81	HF	HF
XJ	650	80 - 82	HF	
XS	650	75 - 85	HF	HF
XS	650 D1E, F, F2	77 - 79	HF	
XS	650 G, H, J, K	80 - 82		HF
XS	650 SE	80 -	HF	HF
XS	650 SJ, SK	82 -	HF	
XS	650 SK, Heritage	83 -	HF	HF
XJ	750 E	81 - 83	HF	
XS	750	77 - 80	HF	HF

MZ

	125 Roadstar		HF	
	125 Sportstar	93 -	HF	
ETZ	125	82 -	HF	
ETZ	125	85 -	HF	
ETZ	150	82 -	HF	
ETZ	150	85 -	HF	
ETZ	250	82 -	HF	
	251 (MUZ) Sportstar	96 -	HF	
	251 Saxon Tour		HF	
ETZ	251	89	HF	
ETZ	300 LUX	90	HF	
ETZ	300 X	88	HF	
	301 (MUZ) Sportstar	96 -	HF	
	301 Saxon Tour		HF	
ETZ	301	90 -	HF	
	500 Saxon Country	92 -	HF	
	500 Saxon Fun	92 -	HF	
	500 Saxon Voyager		HF	
	500 Silver Star Classic	93 -	HF	

NORTON

	Commander	90	HF	HF
	Interpol	83 -	HF	HF
	Wankel Classic	88 -	HF	HF
F-1		90		HF

OSSA

	500 Yanqee	78	HF	
--	------------	----	----	--

SWM

XP	350 Sahara		HF	
----	------------	--	----	--

TRIUMPH

	750 Bonneville U.K.	87 -	HF	HF
--	---------------------	------	----	----

ZUNDAPP


KS	175	78 -	HF	
----	-----	------	----	--

YAMAHA

XS	750 H, J, K	81 - 82		HF
XS	750 SE Left/Rear	79 - 80		HF
XS	850	80 - 81	HF	HF
XS	850 Left/Rear	81 -		HF
XV	920	81 -	HF	
XV	1000 TR1	81 -	HF	
XS	1100 E,F,G,H	78 - 81	HF	HF
XS	1100 SF, SG, SH, LG Left/Rear	79 - 81		HF

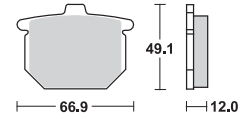
Dimensions in mm / Dimensions en mm
1" = 25.4 mm , 1 mm = 0.04"

◆ Selection of compound - see page 138-139/Sélectionnement de composé de friction - voir page 138-139



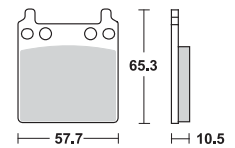
HONDA			
CB	750 SS	77 - 79	HF
GL	1000 K1,		
	K2 Gold Wing	75 - 77	HF

HF SBS 508



HONDA			
CB	750 F1	75 - 76	HF
GL	1000 K1,		
	K2 Gold Wing	75 - 77	HF
GL	1000 K3 Gold Wing	78 - 79	HF

HF SBS 509

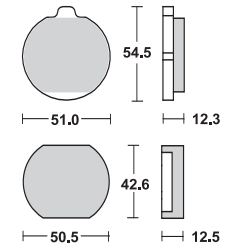


PERFORMANCE MACHINE			
	162 X 2		◆

KAWASAKI			
KH	250	76 - 78	HF
KH	250 A1, A2, B4, B5	79 - 80	HF
Z	250	78 - 80	HF
KH	400	76 - 78	HF
KZ	400 D, D3, D4	74 - 77	HF
KZ	400 H1 (LTD)	79	HF
Z	400 C1	80 -	HF
Z	400 E, GL, H, H1	79 -	HF
KZ	440 A1-A3, K1, D2-D4	80 - 82	HF
Z	440 C	80 - 81	HF
Z	440 LTD	80 -	HF
Z	440 LTD	80 - 81	HF
KH	500	76 - 79	HF
Z	500	79 - 80	HF
KZ	550 A1	80	HF
Z	550 A1	80 -	HF
Z	650	77 - 79	HF
Z	650 C	78 - 79	HF
Z	650 D1, D1A, D2, D3	78 - 82	HF

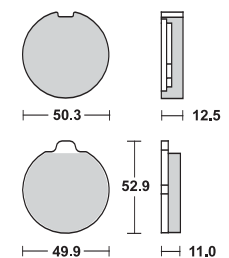
KAWASAKI			
Z	650 E1	80	HF
Z	750 B	76 - 79	HF
Z	750 LTD	80 -	HF
KZ	900 A4, A5	76 - 77	HF
KZ	900 B1	76	HF
Z	900 A	76 - 77	HF
Z	1000	76 - 78	HF
Z	1000 A1, A2, A3, A4	77 - 80	HF
Z	1000 B1, B2, B3, LTD	77 - 79	HF
Z	1000 C1, C2, C3, C4	78 - 81	HF
Z	1000 D1, D2, D3, Z1R	78 - 80	HF
Z	1000 GL	80 -	HF
Z	1000 H1	80 -	HF
Z	1000 R	78 - 79	HF

HF SBS 510



SUZUKI			
GS	400	77 - 78	HF
GS	425 N, EN	79 - 80	HF
GS	750	76 - 77	HF
GS	750 D	77 - 79	HF
GS	750 E	77 - 79	HF
GS	850 EN, GN, GT	79 - 81	HF

HF SBS 511



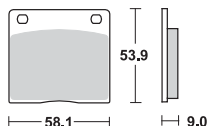
Dimensions in mm / Dimensions en mm
1" = 25.4 mm , 1 mm = 0.04"

◆ Selection of compound - see page 138-139/Sélectionnement de composé de friction - voir page 138-139



SBS 512 HF

GMA



2 Piston Caliper,
large Model A

KAWASAKI

Z	500	79 - 80	HF
Z	650 D1, D1A, D2, D3	78 - 82	HF
Z	1000	76 - 78	HF
Z	1000 A1, A2, A3, A4	77 - 80	HF
Z	1000 C1, C2, C3, C4	78 - 81	HF
Z	1000 D1, D2, D3, Z1R	78 - 80	HF
Z	1000 F1	80 -	HF
Z	1000 GL	80 -	HF
Z	1000 H1	80 -	HF
Z	1000 MKII	79 - 80	HF
Z	1000 R	78 - 79	HF
Z	1000 ST	79 - 81	HF
Z	1100 ST	81 -	HF
Z	1300	79 - 81	HF
Z	1300 DF1	84 -	HF

SUZUKI

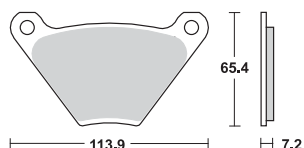
GSX	250	81 - 82	HF
GSX	250 S	86 -	HF
GSX	400 F	81 -	HF
GSX	400 FD	83	HF
GSX	400 FWS	86 -	HF
GSX	400 FX, FZ	81 - 82	HF
GS	450 S	86	HF
GS	500 E	80 - 81	HF
GS	500 E (Austria)	78 - 79	HF
GS	500 E (Austria)	81 - 82	HF
GS	500 M	81 -	HF
GS	550 DB, DC	77 - 78	HF
GS	550 E	78 - 79	HF
GS	550 E, L, T	80 - 84	HF
GS	550 EM	81 - 84	HF
GR	650	83 -	HF
GS	650	81 - 83	HF
GS	650 G	83 -	HF
GS	650 Turbo, XN	83 -	HF
GS	700 EF, ESF	85	HF
GS	750	76 - 77	HF
GS	750 D	77 - 79	HF
GS	750 E	77 - 79	HF
GS	750 L, N, LN	- 79	HF
GS	750 SD	83 -	HF
GSX	750 E	82 - 83	HF
GSX	750 EF	80 - 86	HF
GSX	750 ES	83 - 85	HF

SUZUKI

GSX	750 ES, EF, STS	86 - 88	HF
GSX	750 L	80 - 82	HF
GSX	750 S	82 -	HF
GSX	750 S, Katana	85 -	HF
GS	850 E, L	80 - 82	HF
GS	850 EN, GN, GT	79 - 81	HF
GS	850 G	83 - 84	HF
GS	850 G	85 -	HF
GS	850 G, GT, GX, GLX	80 -	HF
GS	850 GL, GLT	81 -	HF
GSX	850 G	83 -	HF
XN	850	83 -	HF
G	1000 SZ	82 -	HF
GS	1000 EC, EN, HC, S	78	HF
GS	1000 ET	81	HF
GS	1000 EX	81 -	HF
GS	1000 GT, GLT, GLX, GX	80 - 81	HF
GS	1000 N, EN, HN, LN, SN	79 - 80	HF
GSX	1000 S, Katana	82 - 84	HF
GS	1100 ED, ESD, GD	83 -	HF
GS	1100 EX, LX, TX, X	81	HF
GS	1100 G	86 -	HF
GS	1100 GD, GLD	82 - 83	HF
GS	1100 GKD, SD, GLD	83 -	HF
GS	1100 GZ, GLZ, GKZ	82 - 83	HF
GS	1100 L	79	HF
GSX	1100 E	82 -	HF
GSX	1100 E, ESD	86	HF
GSX	1100 E, L	79 -	HF
GSX	1100 S	82 - 83	HF
GT	1100 ET, T, LT, ST	80	HF
GV	1200 GLG Madura	86	HF
GV	1400 Cavalcade	85 -	HF

SBS 513 HF

HARLEY DAVIDSON




FXE	Series	74 - 77	HF
XLCH	1000	73	HF
FL	1200 FLH Police	75 - 79	HF
FLH	1200	74 - 76	HF
FLH	1200	80	HF
FLH	1200 Anniversary	78	HF
FLH	1200 Touring	77 - 78	HF
FLHS	1200	77 - 80	HF
FX	1200	74 - 80	HF
FXE	1200	74 - 80	HF
FXS	1200	78 - 79	HF
FLH	1340 80	78 - 80	HF
FLH	1340 80	81	HF
FLH	1340 Electra Glide	82 - 83	HF
FLH	1340 Electra Glide Spec.	84	HF
FXB	1340 80	80 - 81	HF
FXB	1340 Sturgis	82	HF

HARLEY DAVIDSON

FXE	1340 80	78 - 81	HF
FXE	1340 Super Glide	83 - 84	HF
FXEF	1340 80 Fat Bob	79 - 81	HF
FXR	1340	78 - 81	HF
FXS	1340 80	79 - 81	HF
FXS	1340 Low Rider	82	HF
FXWG	1340 80	80 - 81	HF
FXWG	1340 Wide Glide	82	HF

Dimensions in mm / Dimensions en mm
1" = 25.4 mm , 1 mm = 0.04"

◆ Selection of compound - see page 138-139/Sélectionnement de composé de friction - voir page 138-139



KAWASAKI			
Z	650 C	78- 79	HF
Z	750 B	76- 79	HF
KZ	900 B1	76	HF
Z	1000 B1, B2, B3, LTD	77- 79	HF

SUZUKI			
GT	125 C, EC, N, E	78- 82	HF
RG	125	79-	HF
GT	200 X5 (Nien)	79- 82	HF
XS	200 EN	79-	HF
GT	250	78- 81	HF
RG	250 E	78- 82	HF
GT	380 B (Asco)	77	HF
GS	400	78-	HF
GS	425 LN	80-	HF
GS	500 E	80- 81	HF
GS	500 E (Austria)	78- 79	HF

KAWASAKI			
KH	125	77- 80	HF
Z	200 A1, A2	78- 79	HF
Z	200	77- 81	HF

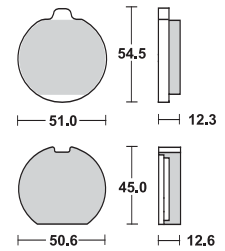
SUZUKI			
AC	50 DX	81-	HF
AC	50 RG, ZR, Z1	79-	HF
GT	50 K, KB	77- 80	HF
X-1	50	79-	HF

HONDA			
MT	125 R	78-	HF
CB	400 N	78- 82	HF
CB	400 NZ	- 79	HF
CX	400	81	HF
GL	400	77- 80	HF
CX	500	78- 80	HF
CB	750 F	77- 80	HF
CB	750 SS	77- 79	HF
CB	900 F	78- 80	HF
CBX	1000	78- 80	HF
GL	1000 Gold Wing	81-	HF

KAWASAKI			
Z	400 D, S	76- 77	HF

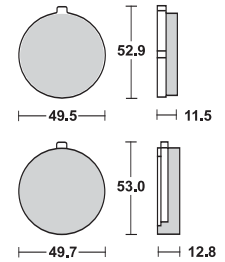


HF SBS 514

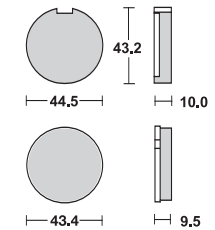


SUZUKI HF SBS 515

GT	500 K, L, M	73- 75	HF
GS	550 B	- 77	HF
GS	550 DB, DC	77- 78	HF
GS	550 E	78- 79	HF
GT	550 A, B	78-	HF
GS	750 L, N, LN	- 79	HF
GS	1000 EC, EN, HC, S	78	HF
GS	1000 N, EN, HN, LN, SN	79- 80	HF

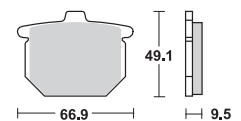


HF SBS 516

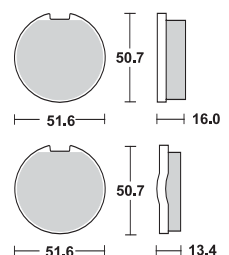


HONDA HF SBS 517

GL	1000 Gr. Tour. Gold Wing	81-	HF	HF
GL	1000 K3 Gold Wing	78- 79	HF	
GL	1100 A Gold Wing	79-	HF	HF



HF SBS 518

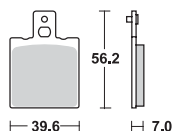


Dimensions in mm / Dimensions en mm
1" = 25.4 mm , 1 mm = 0.04"

◆ Selection of compound - see page 138-139/Sélectionnement de composé de friction - voir page 138-139



SBS 519 HF LS SI RSI RQ




ALFER				
MC	80	87 -	HF	
MC	125	87	HF	
MC	125	88		HF
GR	250 Enduro	85	HF	
GR	250 Enduro	88		HF
MC	250	85	HF	
MC	250	87	HF	HF
MC	250	88		HF
GR	300	85	HF	
GR	300 Enduro	88		HF
APRILIA				
	50 Tuareg	85 -	HF	
	125 Classic	96 -		HF
	125 Red Rose	89		HF
	125 Red Rose	90 -		HF
	125 Sport Pro.	92		HF
	125 Tuareg	87 -		HF
	125 Tuareg AS			HF
	125 Tuareg Rally	89		HF
	125 Tuareg Rally	90 -		HF
	125 Tuono	04 -		HF
AF1	125	87 -		HF
AF1	125 Europa, Futura	90 - 91		HF
AF1	125 Replica, Sintesi	89 - 91		HF
ETX	125 Tuareg	86 - 87		HF
	200 Climber	93 -	RSI	RSI
	250 Tuareg Rally	86 -		HF
MX	250 Cross	85	SI	
RS	250	95 - 96		HF
RS	250	97 - 02		HF
RS	250 Pista	04 -		HF
RX	250	86 -		HF
	350 Tuareg	86 -		HF
	350 Tuareg	88 - 89		HF
	350 Tuareg Wind	87		HF
	350 Tuareg Wind	88		HF
ETX	350	- 86		HF
ETX	350	86 -		SI
	600 Tuareg	86 -		HF
	600 Tuareg Wind	88		HF
ETX	600	86 -		HF
ARMSTRONG				
MX	500	86 -		SI
MX	600	86 -		SI
ASPES				
	125 Sintesi	88 -		HF
ATK				
ATK	250 CC,MX	91 - 92		SI
ATK	350 ES CC,MX,STD	91 - 92		SI
ATK	350 GS	93 -	SI	SI
ATK	406 CC,MX	91 - 92		SI
ATK	560	84 - 85	SI	
ATK	560	86	SI	
ATK	560	87 - 88	SI	
ATK	604 ES CC,MX,STD	91 - 92		SI
ATK	640	93 -	SI	SI
BENELLI				
	124 T	83 -	HF	
	125 2CE	76 - 78	HF	
	125 Custom	85	HF	
	125 Jarno	89		HF
	125 Sport		HF	
	125 T	76 -	HF	
	125 TT		HF	
BX	125	89		SI
BXK	125	88	HF	
E	125 L.C.	85	HF	

BENELLI				
	250 2CE		HF	
	250 Disc	76 -	HF	
	304	83 -	HF	
	350 4T Turismo		HF	
	354	78 - 82	HF	
	354 Sport	83 -	HF	HF
	500 -4	76 -	HF	
	500 4T	- 76	HF	
	654 Sport	83	HF	HF
	900 Tornado 3	00 - 02		LS
TnT	1100	04		LS
BETA				
KR	50	86 - 87	HF	
KR	50 Twin	88	HF	HF
ALP	240	96 -		RSI
CR	250	83 -	SI	
ALP	260	96 -		RSI
	500 GS, RV	84 -	HF	
BIMOTA				
	Furano	92 -		HF
1D	Tesi	93 -		HF
YB7	400	89		HF
	500 Vdue	97 -		HF
	600 Bellaria	91 -		HF
YB9	600 SRI	97 -		HF
	650 Supermono	97 -		HF
SB7	750	96 -		HF
YB4	750	89		HF
1D	851 Tesi	91 -		HF
	900 Mantra	97 -		HF
DB2	900	92 -		HF
DB4	900	99 -		LS
1D	906 Tesi	91 -		HF
2D	1000 Tesi	04 - 06		LS
SB8	1000 R	98 -		LS
SB8K	1000	06 -		LS
SB8K	1000 Santamonica	07 -		LS
YB11	1000	97 -		HF
YB6	1000	89		HF
YB8	1000	90		HF
	1002 Dieci	91 -		HF
DB7	1099 (Rad.cal)	09 -		LS
SB6	1100	97 -		HF
BREMBO RACING CALIPERS				
	Goldline			
	20.5161.42/51,			
	road			◆
CAGIVA				
	50 Cocis	89	HF	HF
	50 Lucky Explorer	88 -	HF	
	50 Prima	92 -	HF	HF
	50 Super City	93 -		HF
	50 Supercity	92	HF	HF
	50 W 4	92	HF	HF
	80 Cocis	91 -	HF	
	80 Super City	94 -		HF
	80 Supercity	92 - 93	HF	HF
	80 W 4	92 -	HF	HF
LR	80	83 -	HF	
SST	80	83 -	HF	
SXT	80	83 -	HF	
	125 Aletta Electra	87 -	HF	
	125 Aletta Oro	86 -	HF	HF
	125 Blues			HF
	125 Blues	93 -	HF	HF
	125 Cruiser	88 -		HF
	125 Dakar	86	HF	
	125 Elefantre	87 -	HF	

Dimensions in mm / Dimensions en mm
1" = 25.4 mm , 1 mm = 0.04"

◆ Selection of compound - see page 138-139/Sélectionnement de composé de friction - voir page 138-139



CAGIVA

	125 Enduro	86-	HF	
	125 Freccia	89		HF
	125 Freccia C 12 R	91-		HF
	125 Mito	91- 92		HF
	125 Mito	93-		HF
	125 Planet	97-		HF
	125 Raptor	03-		HF
	125 Supercity	92-		HF
	125 Tamanaco	89		HF
	125 W 8	92- 95	HF	HF
K7	125	91-		HF
N1	125	96-		HF
WMX	125 GP-Replica	86-	SI	
WRX	125			HF
	200 Elefant	86-	HF	
MXR	250	82-	HF	
SST	250 Ala Verde	81-	HF	
WMX	250 GP	82	SI	
	350 Alazzurra	85-	HF	HF
	350 Alazzurra	87-	HF	HF
	350 Elefant	86-		HF
	350 W 12	92-		HF
SST	350	83-	HF	
SST	350 Ala Verde	81-	HF	
SXT	350 Ala Rosa	82-	HF	
T4	350 E	87-	HF	
T4	350 R	87-	HF	
MXR	400	82-	HF	
	500 Mito	07		LS
	500 River	00-		HF
MXR	500	82-	HF	
T4	500 E	87-	HF	
WMX	500	85- 86	SI	
WMX	500 Cross	87	SI	SI
SP	525 Mito	08-		LS
	600 River	94-		HF
	650 Alazzurra		HF	HF
	650 Elefant	86-		HF
	750 Elefant	88	HF	HF
	750 Lucky Explorer	88		HF

CAN-AM

	200 ASE	86-	SI	
	250 ASE	86-	SI	
	250 MX LC	86-	SI	
	350 ASE	86-	SI	
	406 ASE	87-	SI	
	500 ASE	86-	SI	
	500 MX	86-	SI	
	560 Sonic	86-	SI	

DB MOTORS

ZZ	50 Pirat	00-	HF	HF
ZZ	50 Sport	00-	HF	

DERBI

	125 Mulhacen	07		HF
	125 Terra	07		HF
	250 RC	85	HF	

DUCATI

	350	75-	HF	
	350 F3	86-	HF	HF
	350 GTV	77	HF	HF
	350 Indiana	86-		HF
	350 Paso	86	HF	HF
	350 Sport	77-	HF	HF
	400 Monster (Japan)	01-		LS
	400 SS, Junior	92		HF
	400 SS, Nuda	92-		HF
	500 GTV	77-	HF	HF
	500 Pantah	85-	HF	HF

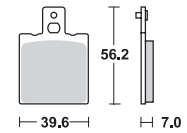
DUCATI

	500 Sport Desmo	77-	HF	
	500 Twin GTL	75-	HF	
	502 Single	93		HF
	502 Supermono	93		HF
	600 Monster	00- 01		LS
	600 SL, TL Pantah	76-		HF
	600 SS Supersport	95-		HF
M	600 Monster	94- 99		HF
	620 Monster Dark i.e.	02-		LS
	620 Monster i.e., s i.e.	02-		LS
	650 Indiana	86-		HF
	695 Monster	07-		LS
	748 , S	99- 02		LS
	748 Biposto	95- 98		HF
	748 R	00		LS
	748 R	01- 02		LS
	748 SP	95- 97		HF
	748 SPS	98- 99		LS
	750 Indiana			HF
	750 Monster	96- 99		HF
	750 Monster	00- 01		LS
	750 Monster i.e.	02		LS
	750 Paso	86-	HF	HF
	750 Paso	87		HF
	750 Paso	88	HF	HF
	750 SS Supersport	95- 99		HF
	750 SS, Carenara	92-		HF
	750 SS, Nuda	92		HF
	750 Super Sport	92- 94		HF
	800 Monster Dark i.e., s i.e.	03-		LS
	800 Monster i.e., s i.e.	03-		LS
	800 Monster S2R	05-		LS
	851 Strada	89		HF
	851 Superbike	90		HF
	888 SP V	93		HF
	888 SP4	92-		HF
	888 SPO			HF
	888 SPS	92-		HF
	888 Strada	93		HF
	888 Superbike	93		HF
	900 FE	97-		HF
	900 M, IL Monster	93- 99		HF
	900 Monster	00- 01		LS
	900 Monster i.e.	02		LS
	900 SL	92-		HF
	900 SS	90- 94		HF
	900 SS Supersport	95- 97		HF
	900 SSR	92		HF
906	900 Paso	89		HF
907	900 I. E.	92		HF
M	900 Street Monster	94- 99		HF
MH	900	00-		LS
	916 Biposto	94-		HF
	916 Monster S4	01- 03		LS
	916 SPS	97- 98		LS
	996 , SPS	99- 01		LS
	996 Monster S4R	04-		LS
	996 R	01		LS
	998 , S	02		LS
	998 R	02		LS
	1000 Monster Dark i.e., s i.e.	03-		LS
	1000 Monster i.e., s i.e.	03-		LS

FANTIC

	50 Koala	88-	HF	HF
RC	50 Caballero	91-	HF	HF
RS	50 Caballero	91-	HF	HF
	250 Coach	91-	HF	

HF LS SI RSI RQ SBS 519

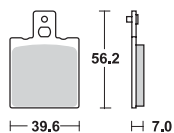


Dimensions in mm / Dimensions en mm
1" = 25.4 mm , 1 mm = 0.04"

◆ Selection of compound - see page 138-139/Sélectionnement de composé de friction - voir page 138-139



SBS 519 HF LS SI RSI RQ



GARELLI

	Urka	91 -	HF	
	50 Tiger XLE	86 -	HF	HF
GTA	125		HF	HF
GTA	125	83 - 85	HF	
XR	125 Tiger XRD	85	HF	

GILERA

SP	01	90		HF
	50 Rally, R1		HF	
	50 Sioux	92	HF	HF
RC	50 Top Rally	90	HF	HF
	125 Arizona Hawk	86 -	HF	
	125 Crono	92 -		HF
	125 Freestyle	92 -		HF
	125 HX, HE	83	HF	
	125 KK, KR, KZ	86 -		HF
	125 MX1, MRX, SP01			HF
	125 R1, R1S	90 -		HF
	125 SP02	90 -		HF
CX	125	91 -		HF
MXR	125	90		HF
RX	125	83	HF	
XR2	125	90		HF
	200 Fast Bike			HF
	200 RX	83	HF	
RV	200			HF
	250 Arizona Hawk	86 -	HF	
	250 Arizona Rally			HF
	250 Arizona Rally	86 -	HF	
NGR	250	85 -		HF
	350 Saturno Bialbero			HF
XRT	350	90 -		HF
	500 Saturno Bialbero	90		HF
	500 Saturno Piuma	90 -		HF
	600 Nordwest	91 -		HF
RC	600	88		HF
XRT	600	89		HF

HERCULES

ZX		86 -	HF	
----	--	------	----	--

HUSQVARNA

CR	125	85 - 90	SI	
CX	125	84 - 85	SI	
	200 Prof	86 -	SI	SI
CR	240	84 - 85	SI	
CR	250	85 - 87	SI	
CX	250	84 - 85	SI	
	400 Enduro	85 -	SI	
	430 Enduro	85 -	SI	
CR	500	86 -	SI	
CX/CR	500	84 - 85	SI	
TC	500	86 -	SI	
	504	83 -	SI	
TE	510	86 - 87	SI	

ISR CALIPERS

	2 Piston			
	(22-027/028/029)		◆	
	4 Piston (22-025)		◆	

ITALJET

	350	83 -	HF	
--	-----	------	----	--

KEEWAY

	125 Enduro	07 -		HF
	125 X-Ray	07 -		HF

KREIDLER

	125 Mustang	83 -		HF
--	-------------	------	--	----

KTM


	Baja	86 -	SI	
	Country,Baja	85	SI	
GXE	50	87 -	HF	
MX	50	87 -	SI	
RSV	50	86 -	SI	
	80 RSL, L, RS, RL,			
	Bora, Chopper	80 -	HF	HF
PL	80 Watercooled		HF	HF
RLW	80	80 -	SI	SI
MX	85	90	SI	
LC	125	85	SI	
LC	125	86 -	SI	SI
MX	125	85	SI	
MX	125	86	SI	SI
XC	125	85	SI	
XC	125	86 -	SI	SI
	250 Baja	86 -	SI	
LC	250	85	SI	
LC	250	86	SI	SI
MC	250	83 - 84	SI	SI
MX	250	83 - 84	SI	SI
MX	250	85	SI	
MX	250	86	SI	SI
XC	250	85	SI	
XC	250	86 - 89	SI	SI
XC	300	85	SI	
XC	300	86 - 90	SI	SI
	350 Country Cross	85 -	SI	
	350 GS	83 -	SI	
GS4	350 500 K4	- 83	SI	
K4	350 500 K4	- 83	SI	
XC	350 , MC	- 83	SI	
	390 GS	83 -	SI	
XC	390 , MC	- 83	SI	
XC	420 , MC	- 83	SI	
MC	495 Leleu	82 - 83	SI	
MX	495 Leleu	82 - 83	SI	
GS	500 500 K4 Enduro	83 -	SI	
LC	500	85	SI	
LC	500	86 -	SI	SI
MX	500	85	SI	
MX	500	86 -	SI	SI
XC	500 , MC	- 83	SI	
4T	600 Enduro	84 -	SI	
GS	600	85	SI	
XC	600 Cross	85	SI	
XCE	600 Cross	85	SI	
	620 Duke	96 - 98		HF
	640 Duke	99 - 02		HF

LAVERDA

	50 Gaucho	92	HF	HF
OR	50 Atlas	86	HF	HF
OR	50 Atlas	90 -	HF	HF
	125 Custom	86 -	HF	
CU	125 Ride	86 -	HF	
LB	125 Uno	85 -	HF	
GS	350 Lesmo	86 -	HF	HF
PF	350 Alpino		HF	HF
RS	350 Alpino		HF	HF
	500 Alpino, S	77 -	HF	HF
OR	600 Atlas	86 -		HF
	650	92 -		HF
	668 668	96 -		HF
	668 Ghost, Diamante	97 -		HF
	750 Cup	98 -		HF
	750 Diamante	97 -		HF
	750 Ghost Strike	97 -		HF
	750 S Formula	97 -		HF
	750 S, S Carenata	97 -		HF
	750 Sport	99 -		HF
	750 Strike/Black Strike	99 -		HF

Dimensions in mm / Dimensions en mm
1" = 25.4 mm , 1 mm = 0.04"

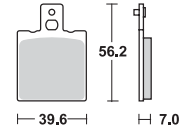
◆ Selection of compound - see page 138-139/Sélectionnement de composé de friction - voir page 138-139



LAVERDA			
	750 T8	98-	HF
JOTA	1000	95	HF
MAICO			
GM	250 LC	85-	SI
MD	250	83-	SI
GM	500 LC	85-	SI
MALAGUTI			
	50 Enduro	85-	HF
MRX	50	89	HF
RST	50	90	HF
MALANCA			
	125 Mark	85-	HF
MONTESA			
	260 Evasion	92	RSI
	309 Cota	89-	RSI
	310 Cota	89-	RSI
	311 Cota Trial	92	RSI
MOTO-GUZZI			
	Ippogrifo	97-	HF
	125 Custom	85	HF
	125 Enduro TT	85	HF
BX	125	92	HF
	240 /4	77-	HF
	250 TS	75- 76	HF
	350	77-	HF
	350 Falco	88	HF
	350 Imola	78-	HF
	350 Nevada	92-	HF
NTX	350	88	HF
NTX	350	90-	HF
V35	350 C		HF
V35	350 Florida		HF
V35	350 GT		HF
V35	350 GT	90-	HF
V35	350 II, Imola, Imola II	77	HF
	400	79-	HF
	500	77-	HF
	500 Monza	78-	HF
V50	500 1,2,3,		
	Monza Chopper	77	HF
	650	80-	HF
	650 Florida		HF
GT	650 Sessantacinque	89	HF
NTX	650	90-	HF
V65	650 Lario	86-	HF
V65	650 NTX	87-	HF
V65	650 SP, Chopper		HF
V65	650 TT	86-	HF
	750 Nevada	92- 96	HF
	750 Nevada,		
	Club/Base	97- 02	HF
	750 Targa	89	HF
NTX	750	89	HF
RS	1000 Daytona	97-	HF
V	1000 Strada	93-	HF
V10	1000 Centauro	96-	HF
	1100 Sport	96-	HF
EV	1100 California	97- 00	HF
EV	1100 California, 80,		
	Touring	01 -	LS
V11	1100 , Scura,		
	Sport Scura	02 -	LS
V11	1100 Lemans,		
	Lemans Tenni,		
	Lemans Rosso		
	Corsa	01 -	LS
V11	1100 Sport	97- 00	HF




MOTO-GUZZI				HF	LS	SI	RSI	RQ	SBS 519
V11	1100 Sport Rosso								
	Mandell	01 -							LS
V11	1100 Sport,								
	Sport Naked	01 -							LS
MOTO-MORINI									
XE	250 Country	88		HF					
	350 Coguaro								HF
	350 Coguaro,								
	New York	90 -							HF
	350 Dart	88							HF
	350 Dart	90 -							HF
	350 Indiana	88							HF
	350 Kanguro	88							HF
RLX	350 Excalibur	90 -							HF
	400 Dart	89							HF
	400 Dart	90 -							HF
	400 S			HF					HF
	500 Sei V Classic	89		HF					
	501 Camel	88							HF
	501 Coguaro	89							HF
	501 Excalibur	89							HF
	501 New York	89							HF
RLX	501 Excalibur	90 -							HF
	650 Indiana	88							HF
	750 Indiana	88							HF
MZ									
	660 (MUZ)								
	Skorpion Cup	99 -							HF
	660 (MUZ)								
	Skorpion Replica	97 -							HF
	660 (MUZ)								
	Skorpion Sport	95 -							HF
	660 (MUZ)								
	Skorpion Tour	95 -							HF
	660 (MUZ)								
	Skorpion Traveller	99 -							HF
OSSA									
	500 Yanqee	78							HF
SACHS									
SW	80 Lotus								HF
SANGLAS									
	400 Y	79 - 80		HF					HF
	500 S2	79 - 80		HF					HF
SIMSON									
	50 Habict CX	01 -		HF					
	80 IFA	89		HF					
SR	80 -2 CE			HF					
S	83 CX			HF					
S	83 OR			HF					
SWM									
	125 GP	86 -		HF					HF
	125 S1-S2								HF
	250 Explorer	86		SI					SI
	250 Pioner	86		SI					SI
	250 S1-S2								HF
TRL	329 MJ	86 -		RSI					
TORNAX									
RX	80								HF
YAMAHA									
SZR	660	96 -							HF
ZANELLA									
	50 Racing Moped	92 -							HF



Dimensions in mm / Dimensions en mm
1" = 25.4 mm , 1 mm = 0.04"

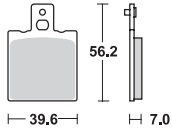
◆ Selection of compound - see page 138-139/Sélectionnement de composé de friction - voir page 138-139



SBS 519 HF LS SI RSI RQ

ZANELLA

RZA	125	92 -	HF
-----	-----	------	----



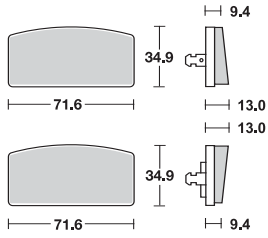
SBS 520 HF

BMW

R60/7	600	76 - 77	HF
R75/6	750	74 - 76	HF
R75/7	750	76 - 77	HF
R80/7	800	77 - 78	HF
R80/7	800	79 - 81	HF
R90	900 S	73 - 76	HF
R90/6	900	73 - 76	HF
R100	1000 RS	76 - 77	HF
R100	1000 RS	78 - 80	HF
R100	1000 S	76 - 77	HF
R100	1000 S	78 - 80	HF

BMW

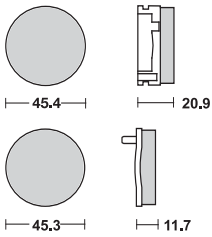
R100	1000 T	79 -	HF
R100/7	1000	78 - 80	HF



SBS 521 HF

HONDA

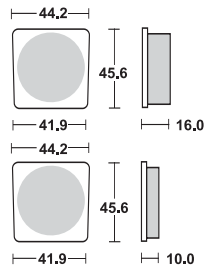
CB	200 B, T	74 - 79	HF
----	----------	---------	----



SBS 522 HF

KAWASAKI

KH	90	78 -	HF
KH	100 EX, G	81 - 82	HF
KZ	400 B1, B2	78 - 79	HF
Z	400 B1, B2	78 - 79	HF



SBS 523 HF DC

A.P. RACING CALIPERS

CP-2696-36E0/38E0	◆
CP-3696-2E0	◆
CP-3697-2E0	◆
CP-4638-2E0	◆

DUCATI

750 Sport	74 - 76	HF
-----------	---------	----

ISR CALIPERS

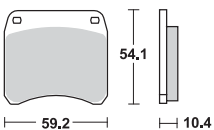
2 Piston (22-030/033)	◆
--------------------------	---

TRIUMPH

750 Trident T160V	75 - 77	HF	HF
-------------------	---------	----	----


TRIUMPH

T140	750 D,E,F, V Bonneville	76 - 81	HF	HF
T140	750 ES Bonneville	81 - 83	HF	HF
TR65	750 Thunderbird	81 -	HF	
TR7T	750 Tiger Trail	81 - 83	HF	
TR7V	750 Tiger	73 - 81	HF	HF
TSS	750	83	HF	HF
TSS	750 Electro Eight Valve	84 -	HF	
TSX	750	83	HF	HF



Dimensions in mm / Dimensions en mm
1" = 25.4 mm , 1 mm = 0.04"

◆ Selection of compound - see page 138-139/Sélectionnement de composé de friction - voir page 138-139

**HYOSUNG**

	125 Cruise II	99-	HF
	125 Cruise II Classic	99-	HF
	125 Cruiser	92-	HF
GA	125	98-	HF
GA	125 F	00-	HF
GF	125	98-	HF
GS	125	99-	HF
TN	125	92-	HF

KREIDLER

	Florett	81 - 82	HF
--	---------	---------	----

HONDA

CB	50 J, K1	75 - 79	HF
SS	50 ZB2	75 - 80	HF
CB	90	79 -	HF
CG	110	77 - 79	HF
CB	125 J	79 -	HF
CB	125 S	76 - 78	HF
MT	125 R	- 77	HF
FL	250 Odyssey	77 - 84	HF

HONDA

CB	250 N	78 -	HF
CB	250 NA, NB, T, TZ	77 -	HF
CB	250 RS	80 - 84	HF
CM	250 TB	81 -	HF
CB	400 A	77 - 81	HF
CB	400 N, T, Hawk	78 -	HF
CB	400 T1, T2	77 - 78	HF
CM	400 A, T, TZ	79 -	HF
CM	400 T	79 - 81	HF
CB	650	79 - 81	HF
CB	650 C	80 -	HF

BMW

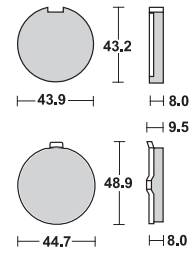
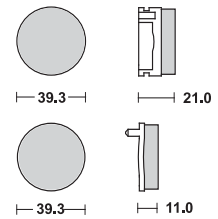
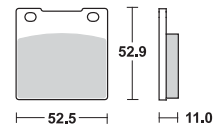
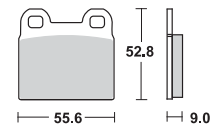
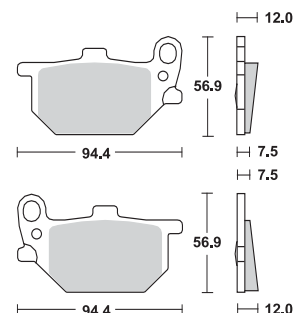
R45	450	78 - 80	HF
R45	450	80 -	HF
R65	650	78 - 80	HF

YAMAHA

GX	250 Right	80 -	HF
RD	250 DX Right	80 -	HF
RD	250 E, F	78 - 79	HF HF
XS	250 SE, SF	80 - 81	HF
RD	400	79 -	HF
RD	400 E, F, G	78 - 79	HF HF
XS	400 SE Left/Rear	80 - 81	HF
XS	400 SG, SH, SF	80 -	HF
XJ	650 G, H, SH Right	80 - 83	HF
XS	750 SE Right	79 - 80	HF
XV	750 MK	83 -	HF
XS	850 Right	81 -	HF


SUZUKI

GP	125 all models	77 - 84	HF
----	----------------	---------	----

**HF****SBS 524****HF****SBS 525****HF****SBS 526****HF****SBS 527****HF****SBS 528**

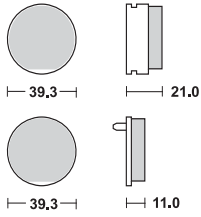
Dimensions in mm / Dimensions en mm
1" = 25.4 mm , 1 mm = 0.04"

◆ Selection of compound - see page 138-139/Sélectionnement de composé de friction - voir page 138-139



SBS 529 HF

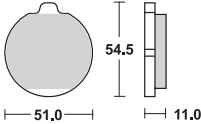
HONDA



CB	100 N	79 - 80	HF
CB	125 T	85 -	HF
CB	125 T, T1, T2, TZ	77 -	HF

SBS 530 HF

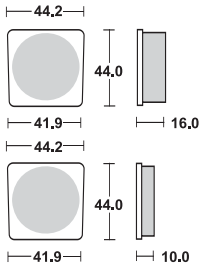
KAWASAKI



Z	1300	79 - 81	HF
Z	1300 DF1	84 -	HF

SBS 531 HF

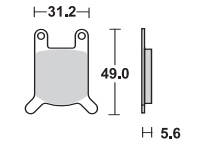
YAMAHA



FS1	50 DX	79 - 81	HF
RD	50 M	79 - 80	HF
RD	100	80 -	HF
RS	100 DX	80 - 82	HF
RD	125 DX	78 - 81	HF
RS	125 DX	80 - 86	HF
RD	200 DX	78 - 81	HF

SBS 532 HF

ATK



ATK	560	86	HF
-----	-----	----	----

BENELLI

	254	83	HF
--	-----	----	----

BETA

MG		83 -	HF
	50 Squirrel	83 -	HF

CASAL

RZ	50		HF
----	----	--	----

CIMATTI

	Gringo		HF
--	--------	--	----

FANTIC

	Super SIX	83 -	HF
--	-----------	------	----

GARELLI

	40 S, Sport		HF
	80 Sport	83 -	HF

HERCULES

KX-5		87 -	HF
	50 Ultra	79 - 83	HF
RS	50	79 - 83	HF
	80 Ultra AC	81	HF
	80 Ultra AC Ch.	81 - 83	HF
	80 Ultra Chopper	81 - 83	HF
RX-9	80	82 - 83	HF

HERCULES

RX-9	80 Aircooled	82 - 83	HF
------	--------------	---------	----

HOREX

	80 Rebell N		HF
--	-------------	--	----

MALAGUTI

	Chopper 25, 40,		
	80, Fifty	83 -	HF
	Chopper HF,		
	Watercooled	83 -	HF
RCW	Ronco	83 -	HF
V4	Olympique	83 -	HF
XL	50 Sport	83 -	HF
	125 Runner	86	HF

MALANCA

	Enduro Mark		
	ST 54, GT55		HF

MOTRON

RZ1	Compact	92	HF
GL4	50 ID Flash	92	HF
GTD	50 Italian Max, 2	92	HF

OSSA


	350 TU-YO		HF
--	-----------	--	----

PUCH

	all models	86 -	HF
	50 Cobra 6 GT, GTL	80 -	HF

Dimensions in mm / Dimensions en mm
1" = 25.4 mm , 1 mm = 0.04"

◆ Selection of compound - see page 138-139/Sélectionnement de composé de friction - voir page 138-139



PUCH			
	50 Monza 4 SL, GSL	80 -	HF
REAL			
	80 Nevada Sport		HF
RIXE			
RS	80 W	82 -	HF
SACHS			
SA	80 Lotus		HF

SUZUKI			
GN	250	86 - 97	HF
GNX	250 E	82 -	HF
GS	250 T, L	80 - 82	HF
GSX	250	80 - 81	HF
GSX	250	81 - 82	HF
GN	400 T, TZ, X, XX, TT	80 -	HF
GSX	400	81 - 83	HF
GSX	400 F	81 -	HF
GSX	400 S, L	80 -	HF
GS	450 E, S, L	80 - 83	HF
GS	700 EF, ESF	85	HF
GV	700 GLG Madura	86	HF
GSX	750 E	82 - 83	HF
GSX	750 EF	80 - 86	HF
GSX	750 ES	83 - 85	HF

SUZUKI			
GSX	250 E	85 -	HF
GSX	250 S	86 -	HF
GSX	400 E, S	85 -	HF
GSX	400 FWS	86 -	HF
GS	450 L	85 -	HF
GS	500 E (Austria)	81 - 82	HF
GS	500 M	81 -	HF
GS	550 E, L, T	80 - 84	HF
GS	550 EM	81 - 84	HF
GR	650	83 -	HF
GR	650 X	83 -	HF
GS	650	81 - 83	HF
GS	650 G	83 -	HF
GS	650 Turbo, XN	83 -	HF
GSX	650 GT	86	HF
GS	750 SD	83 -	HF
GSX	750 ES, EF, STS	86 - 88	HF

YAMAHA			
RD	250 LC	80	HF
RD	350 LC	80	HF
XJ	400	80 - 81	HF



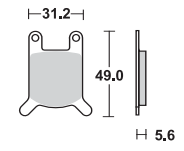
ZUNDAPP			
KS	50 Supersport	- 79	HF
KS	50 TT Watercooled	80 - 81	HF
KS	80	80	HF
KS	80 Touring	81 -	HF
ZWEIRAD ROTH			
	50 Rebell Sport		HF
	80 Rebell Sport		HF

SUZUKI			
GSX	750 L	80 - 82	HF
GSX	750 S	82 -	HF
GS	850 E, L	80 - 82	HF
GS	850 G	83 - 84	HF
GS	850 G	85 -	HF
GS	850 G, GT, GX, GLX	80 -	HF
GS	850 GL, GLT	81 -	HF
GSX	850 G	83 -	HF
GS	1000 GT, GLT, GLX, GX	80 - 81	HF
GS	1100 GD, GLD	82 - 83	HF
GS	1100 GZ, GLZ, GKZ	82 - 83	HF
GV	1200 GLG Madura	86	HF

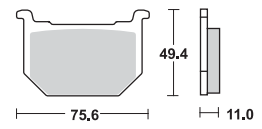
SUZUKI			
GSX	750 S, Katana	85 -	HF
XN	850	83 -	HF
G	1000 SZ	82 -	HF
GS	1000 ET	81	HF
GS	1000 EX	81 -	HF
GSX	1000 S, Katana	82 - 84	HF
GS	1100 ED, ESD, GD	83 -	HF
GS	1100 EX, LX, TX, X	81	HF
GS	1100 G	86 -	HF
GS	1100 GKD, SD, GLD	83 -	HF
GS	1100 L	79	HF
GSX	1100 E	82 -	HF
GSX	1100 E, ESD	86	HF
GSX	1100 E, L	79 -	HF
GSX	1100 S	82 - 83	HF
GT	1100 ET, T, LT, ST	80	HF
GV	1400 Cavalcade	85 -	HF

SUZUKI			
---------------	--	--	--

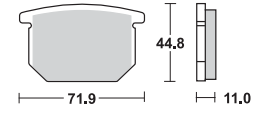
HF **SBS 532**



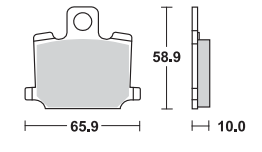
HF **SBS 533**



HF **SBS 534**



HF **SBS 535**

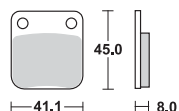


Dimensions in mm / Dimensions en mm
1" = 25.4 mm , 1 mm = 0.04"

◆ Selection of compound - see page 138-139/Sélectionnement de composé de friction - voir page 138-139



SBS 536 HF SI RSI



DAELIM			
100	Altino	99 -	HF
NF	125	03 -	HF
VS	125 , Evolution	95 -	HF

HONDA			
MBX	80 FWD	83 - 86	HF
CB	125 RS	83 -	HF
CG	125	04 -	HF
CG	150	04 -	HF
ATC	250 R	81	SI

HUSQVARNA			
all models CR,			
	TC,TE,WR	92 - 94	SI

HYOSUNG			
TE	400	05 - 06	SI
TE	450	07 -	SI

KAWASAKI			
BN	125 Eliminator A1-A2	98 - 99	HF
KLX	125	10 -	HF
KLX	125 D-Tracker	10 -	HF
KVF	360 Prairie 2x4, 4x4	03 -	SI
KVF	400 A1, A2, B1 Prairie	97 - 98	SI
KVF	400 C1, C2 Prairie 4x4	99 -	SI
KVF	400 D1, D2 Prairie 2x4	99 -	SI

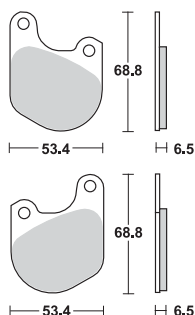
PGO			
	50 Bugrider	06 -	HF
BR	150 Bugxter	05 -	HF

SUZUKI			
DR	125	86 - 90	HF
DR	125	91 - 95	HF
DR	125	96 - 02	HF
GX	125 R	88 -	HF
RH	125 X	87	HF
SP	125 G,H,J	86 - 88	HF
SX	125 R	85 -	HF
TS	125 X	85 - 89	HF
DR	200 G,H,J	86 - 88	HF
DR	200 SE	96 -	HF
DR	200 T	96	HF
SP	200 G,H,J	86 - 88	HF
SX	200 R	85 -	HF
RH	240 X	87 -	HF
TS	240 X	85 -	HF
DR	250 F	85	HF

SUZUKI			
DR	250 S	86 - 89	HF
LT-F	250 Ozark	03 -	SI
LT-Z	250 Quad Sport	04 -	SI
RH	250	85 -	HF
SP	250 F	85	HF
TS	250 X	85 - 89	HF
LT-A	400 Eiger 2WD/4WD	02 - 07	SI
LT-F	400 Eiger 2WD/4WD	02 -	SI
LT-A	500 F Vinson	02 -	SI

YAMAHA			
SX	125 R	88 -	HF
SX	200 R	88 -	HF
YFS	200 R Blaster	03 -	SI
YFM	250 AN Bruin 2x4	05 -	SI
YFM	250 Bear Tracker	01 -	SI
YFM	300 Warrior	89	SI
YFM	350 Bruin 2x4, 4x4	04 -	SI
YFM	350 FWB L,		
	LC Big Bear	99	SI
YFM	350 FXG-FXM		
	Wolverine	95 -	SI
YFM	350 XG,XH Warrior	95 - 96	SI
YFM	350 XW, XA-M Warrior	89 -	SI
YFZ	350 A-M Banshee	90 - 06	SI
YFM	400 FAM Kodiak	00 -	SI
YFM	400 FAR Kodiak		
	Automatic	03	SI
YFM	400 FWN		
	Big Bear 4WD	00 -	SI
YFM	400 FWNH Big Bear-		
	Buckmaster 4WD	00 -	SI
YFM	400 N Big Bear 2WD	00 -	SI
YFM	450 FA_ Kodiak	03 -	SI
YFM	450 Wolverine	06 -	SI

SBS 537 HF




HARLEY DAVIDSON			
XL	1000	78	HF
XLCH	1000	78 - 80	HF
XLH	1000 Sportster	79 - 82	HF
XLH	1000 Sportster	83 - 85	HF
XLS	1000 Anniversary	82	HF
XLS	1000 Roadster	79 - 82	HF
XLS	1000 Sportster	83	HF
XLX	1000 61	83	HF
XLX	1000 61	84	HF
XR	1000	85	HF
FX	1200	74 - 80	HF
FXE	1200	74 - 80	HF
FXS	1200	78 - 79	HF
FLTH	1340 Tour Glide	84	HF
FXB	1340 80	80 - 81	HF
FXB	1340 Sturgis	82	HF
FXE	1340	82	HF
FXE	1340 80	78 - 81	HF

HARLEY DAVIDSON			
FXE	1340 Super Glide	83 - 84	HF
FXEF	1340 80 Fat Bob	79 - 81	HF
FXR	1340	78 - 81	HF
FXR	1340 Super Glide	82 - 83	HF
FXRS	1340 Low Glide	82 - 84	HF
FXRS	1340 Super Glide II	82 - 83	HF
FXRT	1340 Super Glide II	83	HF
FXS	1340 80	79 - 81	HF
FXS	1340 Low Rider	82	HF
FXSB	1340 Low Rider	83	HF
FXWG	1340 80	80 - 81	HF
FXWG	1340 Wide Glide	82	HF
FXWG	1340 Wide Glide	83	HF
FXWG	1340 Wide Glide	84	HF

Dimensions in mm / Dimensions en mm
1" = 25.4 mm , 1 mm = 0.04"

◆ Selection of compound - see page 138-139/Sélectionnement de composé de friction - voir page 138-139



SUZUKI

GP	100 C	78 - 81	HF
GP	125 C (Norway)	78	HF

KAWASAKI

GPZ	400	83 - 84	HF
Z	400 J	80 -	HF
Z	400 T (Belt Drive)	83 -	HF
Z	440 H	82 - 83	HF
Z	500	81 - 83	HF
Z	550 C1, C2, B, LTD	80 -	HF
Z	550 E, LTD	81 -	HF
Z	550 GP	81 -	HF
Z	550 LTD	81 -	HF
Z	650 D4	81 -	HF
Z	650 F	81 -	HF
Z	700 A1, A1L	83 -	HF
GPZ	750	82	HF
Z	750 A1, A1L	84 -	HF
Z	750 E	80 - 81	HF
Z	750 GT	82 -	HF
Z	750 H1, H2, LTD	80 - 81	HF
Z	750 L	80 - 83	HF
Z	750 LTD Belt Drive	83 -	HF
Z	750 LTD Twin	82	HF
Z	750 Sp.	83 -	HF

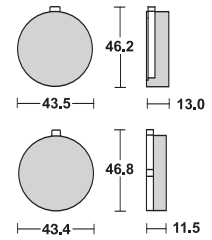
KAWASAKI

Z	250 J, A3	81 -	HF
KZ	305 A1,2, B1	81 - 82	HF
KZ	305 B2, B3	87 - 88	HF
Z	305 A1, A2, B1 - B8	81 -	HF
Z	305 B1 (CSR)	87 -	HF
GPZ	400	83 - 84	HF
KZ	440 A4, D5, G1	83	HF
Z	440 A4, A5, D5, LTD	83 - 84	HF
Z	440 C, Twin	81 -	HF
Z	440 H	82 - 83	HF
Z	500	81 - 83	HF
KZ	550 A2-A4, C1-C4	80 - 83	HF
KZ	550 D1, H1, H2	81 - 83	HF
KZ	550 F1, F2, M1	83 - 84	HF
Z	550 A2, A3, C3	81 - 83	HF
Z	550 C3, LTD	82 - 84	HF
Z	550 E, LTD	81 -	HF
Z	550 F1, F2, F2L	83 - 84	HF
Z	550 GP	81 -	HF
Z	550 GT, LTD	82 -	HF
Z	550 M1, LTD	83 -	HF
Z	650 H1, H2, H3, CSR	81 - 82	HF
Z	700 A1, A1L	83 -	HF
GPZ	750	82	HF
Z	750 A1, A1L	84 -	HF
Z	750 E	80 - 81	HF
Z	750 GT	82 -	HF
Z	750 H1, H2, LTD	80 - 81	HF
Z	750 L	80 - 83	HF
Z	750 L	84 -	HF



HF

SBS 538

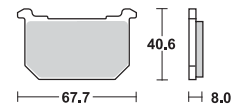


KAWASAKI

Z	750 Y1, N, LTD	82 -	HF
KZ	1000 P6-P20	87 - 01	HF
Z	1000 F1	80 -	HF
Z	1000 J	79 - 80	HF
Z	1000 J	81 - 83	HF
Z	1000 K, M, CSR	81 -	HF
Z	1000 LTD	81 -	HF
Z	1000 MKII	79 - 80	HF
Z	1000 P1, P2, Police	82 - 84	HF
Z	1000 ST	79 - 81	HF
GPZ	1100	81 -	HF
Z	1100 D1, D2, Spectre	82 - 83	HF
Z	1100 GP	81 -	HF
Z	1100 L1, LTD	83 -	HF
Z	1100 ST	81 -	HF
Z	1300 A1-A5, Sports	79 - 83	HF

HF

SBS 539

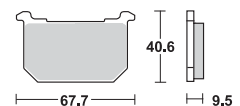


KAWASAKI

Z	750 L3	83 -	HF	HF
Z	750 LTD Belt Drive	83 -	HF	HF
Z	750 LTD Twin	82	HF	HF
Z	750 M1	82 -	HF	HF
Z	750 R1	82 -	HF	HF
Z	750 Sp.	83 -	HF	HF
Z	750 Y1, N, LTD	82 -	HF	HF
KZ	1000 P6-P20	87 - 01	HF	HF
Z	1000 J	79 - 80	HF	HF
Z	1000 J	81 - 83	HF	HF
Z	1000 K, M, CSR	81 -	HF	HF
Z	1000 LTD	81 -	HF	HF
Z	1000 P1, P2, Police	82 - 84	HF	HF
Z	1000 RE1, R2	82 -	HF	HF
GPZ	1100	81 -	HF	HF
Z	1100 B2, GP	82 -	HF	HF
Z	1100 D1, D2, Spectre	82 - 83	HF	HF
Z	1100 GP	81 -	HF	HF
Z	1100 L1, LTD	83 -	HF	HF
Z	1300 A1-A5, Sports	79 - 83	HF	HF

HF

SBS 540

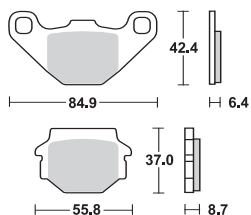


Dimensions in mm / Dimensions en mm
1" = 25.4 mm , 1 mm = 0.04"

◆ Selection of compound - see page 138-139/Sélectionnement de composé de friction - voir page 138-139



SBS 541 HF



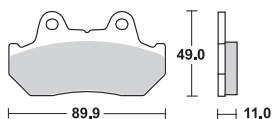
HERCULES

GP Supra 80- HF

MALAGUTI

MEX 50 86- HF
MFX 50 86- HF
MGX 425 Ronco 87- HF

SBS 542 HF HS LS RQ



HONDA

CB	125 TDC	83- 89	HF	
CBX	250 RSE	84-	HF	
GB	250 Clubman	88-	HF	
NS	250 R	85		HF
NSR	250 R	87-		HF
	400 Xelvis		HF	HF
CB	400	81-	HF	HF
CB	400 Four	81-	HF	
CB	400 Hawk	81-	HF	HF
CB	400 N	82-	HF	
CB	400 Twin	82-	HF	
CBR	400 F, FII	85	HF	HF
CBR	400 R	87		HF
CM	400 T	82-	HF	
GB	400 T.T.	88-	HF	
NS	400 R	85- 87		LS
NV	400 Custom	88		HF
CB	450 T	82-	HF	
CM	450 A, C	82-	HF	
CMX	450 Rebel	86- 88	HF	
CBR	500 F (Austria)	87- 90		LS
CX	500 C	81- 82	HF	
CX	500 Silver W., Turbo	83-	HF	HF
CX	500 Turbo	82- 83	HF	
FT	500	82-	HF	HF
GB	500 T.T.	88-	HF	
GL	500	82		HF
GL	500 D	81- 82	HF	
NS	500 R	85-	HS	LS
VF	500 F, FII	84- 86	HF	HF
VT	500 C Shadow	83- 86	HF	
XBR	500 S	85- 89	HF	
CB	550 SC	83-	HF	
CBR	600 F Hurricane	87- 90		LS
CBX	600 E	85-	HF	
XL	600 LM, RM	85-	HF	
XL	600 V, Transalp	87- 90	HS	
CB	650	85-	HF	
CB	650 SC Nighthawk	83- 85	HF	
CBX	650 ED, SC, SCD	83-	HF	
CX	650 C	83-	HF	
CX	650 E	83-		HF
CX	650 Turbo	83-	HF	HF
GL	650 D	83- 84	HF	
CB	700 SC	84- 86	HF	
VF	700 C Magna	84	HF	
VF	700 C Magna	87	HF	
VF	700 F Interceptor	84- 85		HF
VF	700 S	84- 85	HF	
VFR	700 F, F2	86- 87		LS
VT	700 C, Shadow	87	HF	
CB	750 C	82-	HF	
CB	750 C, F, FII, K	85-	HF	
CB	750 F	81- 82	HF	HF

HONDA


CB	750 K	81-	HF	HF
CB	750 KZ	82-	HF	
CBR	750 Hurricane	87-		LS
CBX	750	84-	HF	HF
CBX	750 F	84-	HF	HF
NV	750 CG Shadow	86-	HF	
VF	750 C	82-	HF	
VF	750 C, Magna	88- 93	HF	
VF	750 F	83- 84	HF	HF
VF	750 S	85	HF	
VF	750 Sport	82- 83	HF	
VFR	750 F	86- 87		LS
VP	750 CH, Custom	87-	HF	
VT	750 C, Shadow	86-	HF	
XLV	750 R	83- 85	HF	
VT	800 C	88-	HF	
CB	900 C	82-	HF	HF
CB	900 F, F2	81- 84		HF
CB	1000 C	83-	HF	HF
CBR	1000 F	87- 88		LS
CBX	1000	81- 82		HF
VF	1000 F, FII	84- 86	HF	HF
VF	1000 FII Bol d'Or	85	HF	HF
VF	1000 R	84- 86	HF	
VF	1000 R	86-	HF	HF
VT	1000 C	88-	HF	
CB	1100 F	83-	HF	HF
CB	1100 R	81- 83	HF	HF
CB	1100 RD	83-	HF	HF
GL	1100 -1,			
	DLX Gold Wing	81-	HF	HF
GL	1100 Gold Wing	82- 83		HF
VF	1100 C	83- 86		HF
VF	1100 S	84- 85		HF
VT	1100 C Shadow	87- 93	HF	
GL	1200 A, I Gold Wing	84- 86		HF
GL	1200 DX Gold Wing	86-		HF
GL	1200 Gold Wing	84- 86		HF
GL	1500 A, SE,			
	I Gold Wing	94-		LS
GL	1500 Gold Wing,			
	Gold Wing SE	88-		LS
GLX	1500	88-		HF

SYM

	110 Bullet	93	HF	
	125 Aero Wolf		HF	

Dimensions in mm / Dimensions en mm
1" = 25.4 mm , 1 mm = 0.04"

◆ Selection of compound - see page 138-139/Sélectionnement de composé de friction - voir page 138-139



HARLEY DAVIDSON			
XL	1000	78	HF
XLCH	1000	78- 80	HF
XLH	1000 Sportster	79- 82	HF
XLS	1000 Roadster	79- 82	HF
FLH	1340 Classic	82- 83	HF
FLH	1340 Electra Glide	82- 83	HF
FLH	1340 Heritage	81	HF
FLT	1340 80	80- 81	HF
FLT	1340 80 Classic	81	HF
FLT	1340 Classic	82- 83	HF
FLT	1340 Tour Glide	82	HF

ADLY			
	150 ATV	05-	SI
	150 Interceptor	05-	SI
	300 ATV	05-	SI

AEON			
	100 Revo 2	04-	SI
	125 Pulsar	06-	HF

APRILIA			
RX	125 Enduro	08-	HF
RX	125 Supermotard	08-	HF

BOMBARDIER			
	200 Rally 2x4	03- 04	SI
	200 Rally 2x4	05- 06	SI

CAN-AM			
DS	90 X	08-	SI

CECTEK			
	500 EFI Gladiator	09-	HF
	500 EFI King Cobra	09-	HF
	500 EFI Quadrift	09-	HF
	500 i Estoc	10-	HF

CPI			
XS	250 Quad	06-	SI

DAELIM			
ST	250 Sector Quad	05- 06	SI

DERBI			
DXR	200 Quad (Front disc)	04-	SI
DXR	250 Quad (Front disc)	04-	SI

E-TON			
VXL	250 Vector, ST Vector	06-	SI
VTX	300 Vortex, ST Vortex	07-	SI
VXL	300 Vector, ST Vector	07-	SI

FACTORY			
	50 Helix	04-	SI
	50 Rex	04-	SI
	100 Helix	04-	SI
	100 Rex	04-	SI

FANTIC			
	125 Caballero		
	Motard Aircooled	10-	HF
	125 Regolarna Casa	08-	HF
	125 Supersei Motard	08-	HF

KAWASAKI			
AR	50	81- 82	HF



KAWASAKI			
KMX	50	88-	HF
KSR	50 I (50)	90- 91	HF
AR	80	81-	HF
KD	80 N1-N3	88- 90	HF
KSR	80 II (80)	90- 91	HF
KX	80 E, G, H, J	84- 87	SI
KX	80 L,N,R-R6	88- 96	RSI
KX	100	88- 92	RSI
KX	100 B5-B6	95- 96	RSI
KDX	125 A, B	90- 94	SI
KMX	125	86	HF
KX	125 B1	82	SI
ZL	125 Eliminator	97-	HF
KMX	200 A2, A3, A4	88- 90	HF
KX	250 B1	82	SI
KXT	250 A1 Tecate	84	HF

KAWASAKI			
KMX	50	88-	HF
KSR	50 I (50)	90- 91	HF
AR	80	81-	HF
KD	80 N1-N3	88- 90	HF
KSR	80 II (80)	90- 91	HF
KX	80 E, G, H, J	84- 87	SI
KX	80 L,N,R-R6	88- 96	RSI
KX	100	88- 92	RSI
KX	100 B5-B6	95- 96	RSI
KDX	125 A, B	90- 94	SI
KMX	125	86	HF
KX	125 B1	82	SI
ZL	125 Eliminator	97-	HF
KMX	200 A2, A3, A4	88- 90	HF
KX	250 B1	82	SI
KXT	250 A1 Tecate	84	HF

PGO			
	50 X-Rider	03-	SI
	125 X-Rider	03-	SI
	150 X-Rider	03-	SI

POLARIS			
	200 Phoenix	05-	ATS
	200 Sawtooth	06-	ATS

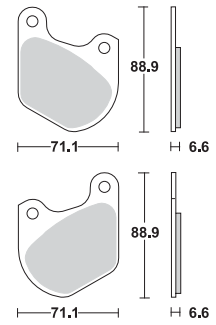
RIEJU			
RS2	125 NKD	06-	HF
RS2	125 Pro	08-	HF

ROXON			
	150 Quad Sport Spirit	06-	SI

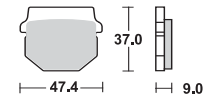
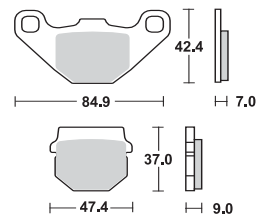
SUZUKI			
CC	50 Tune	92-	HF
LIDO	75 Style		HF
RM	80	96- 01	RSI
RM	80 L,M,N,P,R,S	90- 95	SI
ZZ	80 Sepia	90-	HF
RM	85 , L	02- 04	RSI

TM			
	80 Junior	96- 00	RSI

HF SBS 543



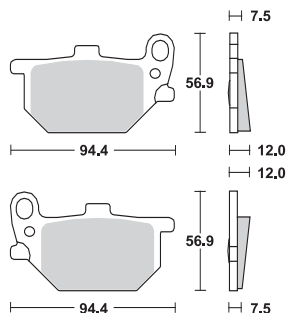
HF SI RSI ATS CS SBS 544





SBS 545 HF

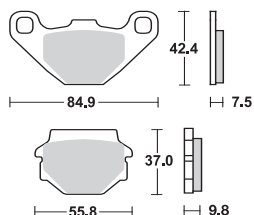
YAMAHA



GX	250 Left	80 -	HF
RD	250 DX Left/Rear	80 -	HF
XS	400 SE Right	80 - 81	HF
XJ	650 G, H, SH Left/Rear	80 - 83	HF
XS	650 G, H, J, K	80 - 82	HF
XS	750 H, J, K	81 - 82	HF
XS	750 SE Left/Rear	79 - 80	HF
XV	750 SE	81 -	HF
XS	850 Left/Rear	81 -	HF
XV	920 K, MK, Virago	83 -	HF
XS	1100 SF, SG, SH, LG Left/Rear	79 - 81	HF

SBS 546 HF HS SI RSI

BATAVUS



Grand Prix	80 -	HF
------------	------	----

BOMBARDIER

200 Rally 2x4	05 - 06	SI
---------------	---------	----

KAWASAKI

KH	100 EX	88 -	HF
KH	100 GH	83 -	HF
AR	125 A1, A1A, A7, LC	82 - 94	HF
KE	125	86 -	HF
KH	125	82 - 98	HF
KX	125 B2, C1, D1	83 - 85	SI
KX	125 E1	86	RSI
KDX	200 C	86 - 88	SI
KDX	200 SR, E1-E4	89 - 92	SI
Z	200 A6	83 -	HF
	250 Estrella	92 -	HF
GPZ	250 Belt Drive	83 - 84	HF
KL	250 D2-D14 (KLR 250)	85 - 97	HF
KR	250	85	HF
KX	250 C1,C2,D1	83 - 85	SI
KX	250 D2	86	RSI
KXT	250 A2, B1 Tecate	85 - 86	SI
Z	250 T, Scorpion	89 -	HF
KLF	300 B1-B13 Bayou	88 -	SI
GPZ	305	81 - 96	HF
KLR	350	85 -	HF
FX	400 R	86 - 88	HF
GPZ	400	85 - 87	HF
LX	400 Eliminator, SE	90	HF
Z	400 F	84 -	HF
ZR	400 F, A1	83 - 84	HF
ZX	400	85	HF
GPZ	500	95 - 96	HF
GPZ	500 S	88	HF
GPZ	500 S	89 - 92	HS
KX	500 A1,2,B1	83 - 85	SI
KX	500 B2	86	RSI
ZR	500 A1 (Z 500 F)	83 -	HF
KX	550 A	83 -	SI
Z	550 F	83 -	HF
Z	550 GT	83 -	HF
ZR	550 A1, GP	83 - 84	HF
KL	600 A1,B1,B2	84 - 86	HF
KLR	600	84 - 86	HF
KLR	600 E	85 - 94	HF

KTM

MX	125 - 600 ccm.	91	SI
GS	125	89 - 90	SI
MX	125	89 - 90	SI
GS	250	89 - 90	SI
MX	250	89 - 90	SI
MX	300	90	SI

KTM

LC4	350	92 -	SI
MX	500	89 - 91	SI

LAVERDA


700 El Cid	90	HF
------------	----	----

POLARIS

200 Phoenix	05 -	SI
-------------	------	----

SUZUKI

	50 Wolf	89 -	HF
RB	50 H	87	HF
GT	80 L /C	81 -	HF
RG	80 Gamma	- 87	HF
TRS	118	82 - 83	HF
GN	125 E M-T	91 - 04	HF
GS	125 ESZ	82 -	HF
GT	125 T, ET	80 -	HF
TR	125	83 -	HF
TU	125 XT	99 -	HF
X4	125 , X3E		HF
ET	240	86 -	HF
NZ	250 S	86 -	HF
GSX	400 EFX	82	HF
GSX	400 FD	83	HF
GSX	400 FX, FZ	81 - 82	HF
GSX	400 S, Katana	83 -	HF
GS	450 S	86	HF



YAMAHA

RD	50 MX	81 - 87	HF
RX	50 K	83 -	HF
RD	80 MX	81 -	HF
RX	80 SE	82 -	HF
RD	250 LC	81 - 82	HF
RD	350 LC	81 - 82	HF
XJ	400 Maxim, Seca	81 -	HF
XJ	500 (Austria)	81 - 83	HF
XJ	550 H, J, K Maxim	81 - 83	HF
XJ	550 RH, RJ, RK Seca	81 - 83	HF
XZ	550	82	HF

HM

CRE	50	98 -	HF
CRE	50 Baja	97 -	HF

HONDA

MB	80	80 -	HF
MCX	80	82 -	HF

KAWASAKI

KMX	80	87 -	HF
KMX	125	87 - 02	HF

SUZUKI

RM	80 G,H,J,K	86 - 89	HF
----	------------	---------	----

HARLEY DAVIDSON

XLH	883 Sportster	85 - 86	HF
XLH	1000 Sportster	83 - 85	HF
XLS	1000 Anniversary	82	HF
XLS	1000 Sportster	83	HF
XLX	1000 61	83	HF
XLX	1000 61	84	HF
XR	1000	85	HF
XLH	1100 Sportster	85 - 86	HF
XLX	1100	86	HF
FLHT	1340 Electra Glide	85 - 86	HF
FLHTC	1340 Electra Glide		
	Classic	85 - 86	HF
FLST	1340 Heritage Softail	86 - 87	HF
FLTC	1340 Tour Glide Classic	85 - 86	HF
FXE	1340	85 - 86	HF

YAMAHA

DT	80 LC	81 - 84	HF
RD	80 LC	81 -	HF
RX	100	84 -	HF
RX	115 S	82 -	HF
RD	125 LC	82 - 84	HF
SR	125	92 - 96	HF
XV	240 Virago	92 -	HF
RD	250 LC	83 -	HF
XV	250 Route 66	88 - 90	HF
XV	250 Virago	88	HF
RD	350 LC YPVS	83 - 84	HF
RZ	350 L, N, NC	84 - 85	HF
XJ	400	82	HF
XS	400	85 -	HF
XS	400 DOHC	82 -	HF
XS	400 RJ, RK, J, K	82 - 83	HF
XS	500 DOHC	82 -	HF
XT	500 (Austria)	83 -	HF



YAMAHA

XJ	650 Seca	81 - 83	HF
	750 Maxim	81	HF
XJ	750 RH, RJ, RK Seca	81 - 83	HF
XV	920 J	82 -	HF
XV	920 Virago	81 -	HF
XV	1000 SE	83 -	HF
	1100 SE, Maxim	81	HF
XJ	1100	81 -	HF
XS	1100 LH Midnight	81	HF

SUZUKI

RM	80 L,M,N,P,R,S	90 - 95	HF
----	----------------	---------	----

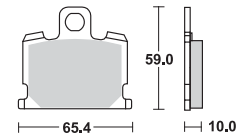
HARLEY DAVIDSON

FXR	1340 Super Glide	82 - 83	HF
FXR	1340 Super Glide	85 - 86	HF
FXRD	1340 Sport Glide GTE	85 - 86	HF
FXRS	1340 Low Glide	82 - 84	HF
FXRS	1340 Low Rider	85 - 86	HF
FXRS	1340 Super Glide II	82 - 83	HF
FXRT	1340 Sport Glide	85 - 86	HF
FXRT	1340 Super Glide II	83	HF
FXSB	1340 Low Rider	83	HF
FXST	1340 Softail	84 - 86	HF
FXSTC	1340 Softail Custom	85 - 86	HF
FXWG	1340 Wide Glide	83	HF
FXWG	1340 Wide Glide	84	HF
FXWG	1340 Wide Glide	85 - 86	HF

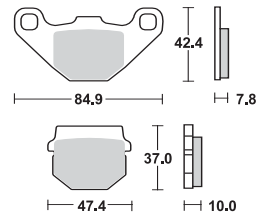
YAMAHA

XV	500 K, Virago	83 -	HF
XV	500 SE	83 -	HF
XZ	550	83 - 84	HF
XZ	550 RJ, RK	82 - 83	HF
XZ	550 S	83 - 84	HF
XT	600	83 - 85	HF
XT	600	86 -	HF
XT	600 Tenere	83 - 84	HF
XJ	650	83	HF
XJ	650 Turbo	81 - 82	HF
XJ	750 Maxim	82	HF
XV	920 K, MK, Virago	83 -	HF

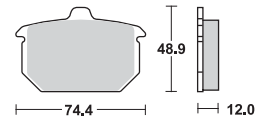
HF SBS 547



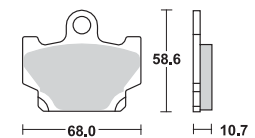
HF SBS 548



HF SBS 549




HF SBS 550

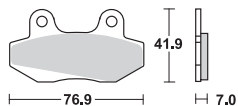


Dimensions in mm / Dimensions en mm
1" = 25.4 mm , 1 mm = 0.04"

◆ Selection of compound - see page 138-139/Sélectionnement de composé de friction - voir page 138-139



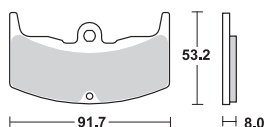
SBS 551 HF



FACTORY			
YR	125	06 -	HF
HONDA			
MBX	80	83 - 86	HF
MBX	80 DX	82 -	HF
MBX	80 SW, SWD	83 -	HF
CBX	125 Custom	88	HF
FS	125 Sonic	03 -	HF
MBX	125 RWB	84 -	HF
CB	250 Rebel	86 -	HF
CMX	250 Rebel	85 -	HF
HYOSUNG			
	125 Grand Prix Plus	02 -	HF
GT	125 Comet	02 - 03	HF
GV	125 Aguila	02 - 04	HF
RT	125 Karion	02 - 06	HF

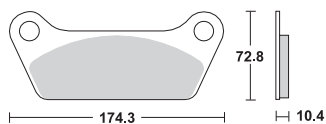
HYOSUNG			
RX	125	00 -	HF
XRX	125 Offroad	99 - 06	HF
GV	250	02 -	HF
XRX	400	05 -	HF
	600 Comet	03	HF
GV	650 Aguila	04 - 05	HF
KYMCO			
CK	125	04 -	HF
DX	150 Custom	93 -	HF
NSR	150	93 -	HF
SYM			
	125 Wolf Classic	05 -	HF
MF	180	03 -	HF

SBS 552 HF



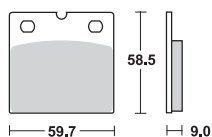
HONDA			
VT	250 F	83 - 87	HF
VTR	250	88 - 89	HF
CBX	400 F, F2, F2C	82 -	HF
VF	400 F	85 -	HF
VF	400 FD	83 - 85	HF
VT	400 E	83 -	HF
VT	500 E	83 - 85	HF
VT	500 ED	82	HF
CBX	550 F, F2	82 -	HF
CBX	650 E	83 -	HF

SBS 553 HF




HARLEY DAVIDSON			
FLH	1200	80	HF
FLH	1340 80	81	HF
FLH	1340 Classic	82 - 83	HF
FLH	1340 Electra Glide Spec.	84	HF
FLH	1340 Heritage	81	HF
FLT	1340	84 - 85	HF
FLT	1340 80	80 - 81	HF
FLT	1340 80 Classic	81	HF
FLT	1340 Classic	82 - 83	HF
FLT	1340 Tour Glide	82	HF
FLTH	1340 Tour Glide	84	HF

SBS 554 HF HS



BENELLI			
	900 Sei	81 -	HF
BMW			
R65/1	650	86 -	HF
R80	800 GS Mystic	91 -	HS
R80	800 GS Paris Dakar	88 -	HS
R80	800 RT	85	HF
R100	1000 GS	87 -	HF
R100	1000 GS Mystic	91 -	HS
R100	1000 RT	91 - 95	HS
MOTO-GUZZI			
	1000	81 -	HF HF

MOTO-GUZZI			
SP	1000 Le Mans		
	Left/Rear	79 -	HF
TRIUMPH			
	750 Bonneville	84 -	HF



YAMAHA			
FJ	100 L, LC	84 -	HF HF
TZR	125	89- 92	HF
TZR	125	93	HF
TZR	125	94	HF
FZ	250 Phazer N, S	85- 86	HF
RD	250 LC	83-	HF
YD	250 S	90	HF
RD	350 LC YPVS	83- 84	HF
RZ	350 L, N, NC	84- 85	HF
FZ	400 N	87-	HF
FZR	400	87-	HF
XJR	400 R	95-	LS
XS	400 Z	83-	HF HF
FZR	500 (Austria)	89	HF HF
FZR	500 R (Austria)	90- 91	LS
RD	500	83-	HF HF
RD	500 LC	84- 86	HF
RD	500 LC	85	HF
RZ	500	84- 86	HF
FJ	600	84-	HF HF
FZ	600	86- 87	HF
FZ	600 S, SC	86-	HF
FZR	600	89	HF HF
FZR	600 R	90- 91	LS
FZR	600 R	92- 95	LS
XJ	600	83- 91	HF HF
YX	600 Radian	87- 90	HF
YZF	600 R Thunder Cat	96- 03	LS
FZ	700	87-	HF HF
FZX	700 Fazer	87-	HF HF
XJ	700	86-	HF HF
XJ	700 Maxim	85-	HF HF
XV	700 L, LC	84-	HF
XV	700 Virago	87-	HF
	750 Maxim	81	HF
FZ	750	85- 86	HF HF
FZ	750 Genesis	86	HF
FZ	750 Genesis	87- 88	HF HF
FZ	750 Genesis	89- 92	LS
FZR	750 R	89- 90	LS
FZR	750 R Genesis	87- 88	HF
FZX	750 Fazer	86-	HF HF
TX	750 A	73- 76	HF
VF	750 Virago	88-	HF
XJ	750	83	HF HF
XJ	750	84-	HF HF
XV	750	89- 92	HS
YZF	750 R, SP	93- 97	LS
TDM	850	91- 95	LS

HYOSUNG			
GT	250 Comet	02	LS
	600 Comet	02	LS

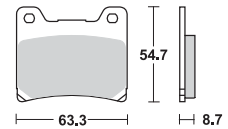
KAWASAKI			
Z	250	78- 80	HF
Z	250 J, A3	81-	HF
ZX-4	400	90	LS
ZXR	400	89- 90	HF
ZXR	400 L1-L5	91- 02	LS
	600 R, Ninja	89-	HF
ZX-7R	750 Ninja	89- 95	LS
ZX-7R	750 Ninja P1,P2	96- 02	LS
ZXR	750 R	89- 92	LS
ZXR	750 R	93- 95	LS
ZRX	1100	96- 00	LS
ZX	1100 D1-D5 ZX-11	93- 97	LS
ZZR	1100	94- 01	LS
ZRX	1200	01-	LS

YAMAHA			
TDM	850	96- 01	LS
TRX	850	95-	LS
TRX	850 (Italy)	95-	LS
XJ	900	83- 84	HF HF
XJ	900	85-	HF HF
XJ	900 F	85- 93	HF HF
XJ	900 S, Diversion	94- 03	LS
XV	920 Virago	81-	HF
FZR	1000	94- 95	LS
FZR	1000 EX UP	90- 91	LS
FZR	1000 EX UP	92- 93	LS
FZR	1000 Genesis	87- 89	HF
GTS	1000	93- 99	HF
XV	1000 L, C	84-	HF HF
XV	1000 Virago	86-	HF
YZF	1000 R Thunder Ace	96-	LS
BT	1100 Bulldog	02-	LS
FJ	1100	83- 85	HF HF
XV	1100 Virago	86- 93	HF
XV	1100 Virago	99	LS
XVS	1100 Drag Star	99-	LS
XVS	1100 Drag Star Classic	00-	LS
FJ	1200	86- 87	HF HF
FJ	1200	88	HF
FJ	1200 ABS	91- 93	LS
V-MAX	1200	85- 89	HF HF
V-MAX	1200	90- 92	HS LS
V-MAX	1200 SPL,E,EC,F,FC, G,GC,H,HC,J,JC	93- 03	LS
XJR	1200	94- 98	LS
XJR	1200 (Italy)	95- 98	LS
XJR	1200 SP	97- 98	LS
XV	1200 DL, DC2	84-	HF HF
XV	1200 Venture Royale	85	HF HF
XV	1200 Z12T	84-	HF HF
XVT	1200 T, Vent. Royale	84-	HF HF
XJR	1300	99- 01	LS
XJR	1300 SP	01	LS

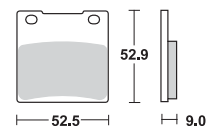
KAWASAKI			
ZRX	1200 R	01-	LS
ZRX	1200 S	01-	LS
ZX-12R	1200 Ninja	00- 03	LS
ZX-12R	1200 Ninja (Rad.cal)	04-	LS
ZZR	1200	02-	LS

SUZUKI			
RG	125 Wolf	92- 94	HF
	250 Across	90-	HF
	250 Bandit	90- 96	LS
	250 Cobra	90-	LS
	250 Wolf	90-	LS
GF	250 S	88-	HF
GSX	250 S, Katana	91-	LS
GSX-R	250	88- 89	HF
GSX-R	250 R	89-	LS
RG	250	83- 84	HF HF
RG	250 Gamma	84- 88	HF

HF HS LS RQ SBS 555



HF LS RQ SBS 556

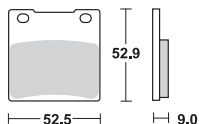


Dimensions in mm / Dimensions en mm
1" = 25.4 mm , 1 mm = 0.04"

◆ Selection of compound - see page 138-139/Sélectionnement de composé de friction - voir page 138-139



SBS 556 HF LS RQ



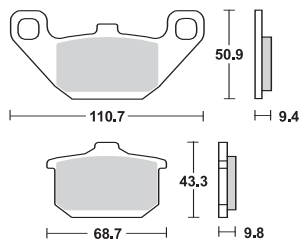
SUZUKI

RGV	250	88	LS
RGV	250 K	89- 90	HF
TV	250 J	88	HF
	350 Goose	92-	HF
GSF	400 Bandit	91- 92	LS
GSF	400 Bandit	93- 97	LS
GSX	400 F	89-	HF
GSX	400 FWS	83	HF HF
GSX	400 Impulse	94- 96	LS
GSX	400 S, Katana	92-	LS
GSX	400 X	86-	HF
GSX-R	400	87	HF
GSX-R	400	88- 89	HF
GSX-R	400 F	85- 86	HF
GSX-R	400 R	90- 95	LS
RF	400 RVC	93- 97	LS
GS	500	04-	HF
GS	500 E	89- 95	LS
GS	500 E	96- 03	LS
GS	500 F	04-	HF
GSX	500 E	83-	HF HF
RG	500	85- 87	HF
RG	500 Gamma	85-	HF
GS	550 ED, ESD, LD	83-	HF HF
GSX	550 ED	83- 84	HF HF
GSX	550 ES, EF	84- 87	HF HF
GSF	600 Bandit / S Bandit		
	Left/Rear	00- 04	LS
GSF	600 N, S Bandit	95- 99	LS
GSX	600 FJ-FK Katana	88- 89	HF
GSX	600 FL-FV Katana	90- 97	LS
GSX	600 FW Left/Rear	98-	LS
GSX-R	600	97- 00	LS

SUZUKI

GSX-R	600	01 - 03	LS
RF	600 R	93- 96	LS
SV	650 ,S Left/Rear	99- 02	LS
GS	750 Katana	85-	HF HF
GS	750 RF	85-	HF
GSX	750 ES	84- 85	HF HF
GSX	750 FK-FT Katana	89- 96	LS
GSX	750 FW Left/Rear	98- 02	LS
GSX	750 Left/Rear	98- 02	LS
GSX-R	750	85- 87	HF
GSX-R	750	88	LS
GSX-R	750	94- 95	LS
GSX-R	750	94- 99	LS
GSX-R	750 F	89- 91	LS
GSX-R	750 W	92- 93	LS
GSX-R	750 Y	00- 03	LS
TL	1000 RW	98- 02	LS
TL	1000 S V-Twin	97- 01	LS
GSX	1100 EF	86-	HF HF
GSX	1100 F	93-	LS
GSX	1100 G Left/Rear	96-	LS
GSX	1100 Katana	93-	LS
GSX-R	1100 G, H, J	86- 88	HF
GSX-R	1100 K-N	89- 92	LS
GSX-R	1100 WP,WR,WS, WT,WV	93- 97	LS
GSF	1200 Bandit	95- 96	LS
GSF	1200 Bandit	97- 00	LS
GSF	1200 Bandit	01- 05	LS
GSF	1200 S Bandit	01- 05	LS
GSX	1200	99- 01	LS
GSX-R	1300 Hayabusa	99- 07	LS

SBS 557 HF HS LS



HYOSUNG

	GA-4	99-	HF
GA	300	98-	HF

KAWASAKI


BR	250	86-	HF
CS	250	86-	HF
EL	250	91- 94	HF
EL	250 E3, E4	93- 94	HS
EL	250 Eliminator	88- 89	HF
EX	250 R Ninja	86- 87	HF HF
GPZ	250	83-	HF
GPZ	250 R	86-	HF HF
KR	250	85	HF
LX	250 Eliminator, SE	90-	HS
Z	250 Eliminator	88	HF
EL	252	97- 00	HS
EX	305 B1	83	HF
GPZ	305	83- 96	HF
	400 Eliminator	94-	LS
EN	400 Twin	85-	HF
FX	400 R	86- 88	HF
GPZ	400	85- 87	HF
KLE	400 Vulcan	90-	HS
Z	400 Eliminator	88	HF HF
ZX	400	85	HF
ZX	400	86-	HF HF
EN	450 A1-A6	85- 90	HF
Z	450 LTD	84-	HF
EN	500	98-	HS
EN	500 A1-A7, B1-B2	90- 96	HS
EN	500 C1-C2 Vulcan	96- 97	HS
GPZ	500 R (Austria)	85-	HF HF
GPZ	500 S	87	HF
GPZ	500 S	89- 92	LS

KAWASAKI

ZL	500 (Austria)	85-	HF
GPZ	550	84- 87	HF HF
GT	550	85- 01	HF
Z	550 F	85-	HF
ZX	550 A1, A1L	84-	HF HF
GPZ	600 R	85- 89	HF HF
Z	600 GP	83-	HF HF
ZL	600	85-	HF
ZX	600 A1-A3, B1 Ninja	85- 87	HF HF
VN	700 A1 Vulcan	85	HF
ZN	700 A1, A1L	84-	HF HF
	750 Vulcan	93-	HF
GPZ	750	83- 87	HF HF
GPZ	750 R	85- 86	HF HF
GPZ	750 T	83-	HF HF
GT	750	86-	HF HF
VN	750 A2-A1_ Vulcan	86- 94	HF
VZ	750 Twin	88	HF
Z	750 E1, E1L, Turbo	84-	HF HF
Z	750 Eliminator	88	HF HF
Z	750 K1, K2	83- 84	HF
Z	750 LTD Twin	83-	HF HF
ZX	750 A1, E, GP	83- 85	HF HF
VN	800 A1-A9 Vulcan, Classic	95-	HS
GPZ	900 R	84- 89	HF HF
ZL	900 Eliminator	85- 86	HF HF
ZX	900 A1, A1L	83- 84	HF HF
GPZ	1000 RX	86-	HS LS
GTR	1000	86- 93	HS LS
GTR	1000	94- 98	LS
GTR	1000	99- 06	LS
Z	1000 R Ninja	86-	HF HF
ZL	1000	86-	HF HF

Dimensions in mm / Dimensions en mm
1" = 25.4 mm , 1 mm = 0.04"

◆ Selection of compound - see page 138-139/Sélectionnement de composé de friction - voir page 138-139



KAWASAKI				
GPZ	1100	83-	HF	HF
Z	1100 GP	83-	HF	HF
Z	1100 LTD	85-	HF	HF
Z	1100 R, LTD	84	HF	HF
ZN	1100 B1, B1L, LTD	84-	HF	HF
ZX	1100 A1, GP	83-	HF	HF
ZG	1200 A1-A2/B1-B17			
	Voyager XII	86-	HS	LS
Z	1300 -6	85	HF	HF
ZN	1300 A1, A2, A2L	83- 84	HF	HF
ZN	1300 Voy.	85-	HF	HF

HONDA				
MBX	80	86-	HF	
MTX	80 R	87-	HF	
CR	125 RE, RF	84- 85	SI	
CR	125 RG	86	SI	
MTX	125 R	84- 95	HF	
NSR	125 F	88- 89	HF	
XL	125 R	86	HF	
MTX	200 R	85-	HF	
ATC	250 R	85- 86	SI	SI
ATC	250 X	85	SI	
CB	250 RS	85-	HF	
CH	250 Spacy	85- 86	HF	
CN	250 Spazio	88- 89	HF	
CR	250 RE, RF	84- 85	SI	
CR	250 RG	86	SI	
FTR	250	86-	HF	HF
TRX	250 R	86- 89	SI	SI

AJP				
MX	200	09-	HF	

ALFER				
MC	80	87-	HF	

APRILIA				
RS-4	125	11-	HF	
TX	240	86-	RSI	
	280 R, Climber	92	RSI	RSI
TX	311	86	RSI	
TX	312 M	88	RSI	RSI
TXR	312 M	88	RSI	RSI

ATK				
ATK	560	87- 88	HF	

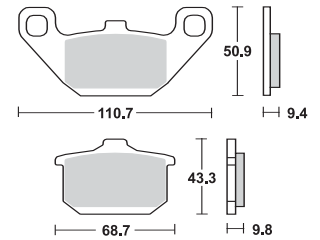
BENELLI				
BXK	125	88	HF	

BETA				
SR	34	89	HF	
	50 Rev	00-	HF	HF
	50 Super Trial	92	HF	
ST	50	97-	HF	HF
	80 EVO Junior	10-	HF	HF
	80 Rev	00-	HF	HF
ALP	125	99-	RSI	RSI
ALP	125 4-stroke	00- 05	RSI	RSI
TR	125 34,35	89- 90	RSI	RSI
TRIAL	125	97-	RSI	
ALP	200 4-stroke	00- 05	RSI	RSI
	240 Super Trial	92	RSI	
ALP	240	92	RSI	
ALP	240	96-	RSI	



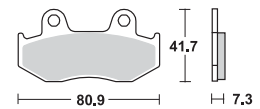
KAWASAKI				
VN	1500 A1-A11 Vulcan,			
	SE	87-	HS	LS
VN	1500 B1-B4,			
	C1-C4 Vulcan	87-	HS	LS
VN	1500 Classic	97-		LS
VN	1500 Classic Tourer			
	Left/Rear	98-		LS
VN	1500 Sumo	88-	HF	HF

HF HS LS SBS 557



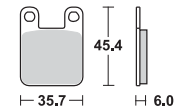
HONDA				
TRX	250 X Fourtrax	87		SI
XL	250 R	84- 87	HF	
XLR	250 R	88-	SI	
XR	250 R	84- 87	HF	
ATC	350 X	85	SI	
XL	350 R	84-	HF	
XR	350 R	84- 85	HF	
CR	500 RE, RF	84- 85	SI	
CR	500 RG	86	SI	
XL	500 R	83-	HF	
XR	500 R	86-	HF	
XR	500 R, Pro Link	83- 84	HF	
XL	600 R	83- 87	HF	
XML	600 LM	87-	HF	
XR	600 R	83- 87	SI	

HF SI RSI SBS 558



BETA				
	250 Techno	96-	RSI	RSI
	250 Techno	99-	RSI	RSI
	250 Zero	91-	RSI	
ALP	250	92	RSI	
ALP	250	97-	RSI	RSI
	260 Zero	91-	RSI	
ALP	260	96-	RSI	
TR	260 34,35,ZERO	89- 92	RSI	

HF HS SI RSI CS SBS 559



BLATA				
	125 Enduro	07-		HF
	125 Motard	07-		HF

CPI				
	125 Supermoto	07-	HF	

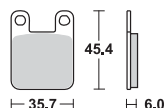
DERBI				
FD	Yumbo	84-	HF	
FD	Yumbo Extra	87-	HF	
FDS		87-	HF	
FDT		87-	HF	
FDT	Coppa	85	HF	
DS	50	88	HF	
FDX	50	89	HF	
GP1	50	05-		HF
GPR	50 Nude	04-		HF
GPR	50 Racing	04-		HF
	75 GPR	89		HF
	75 Sport, Coppa	84-	HF	
GPR	75 Sport			HF
GPR	80 Cup	04-		HF
	125 Senda R 4T	04-		HF
	125 Senda X-Treme			
	SM 4T	04-		HF

Dimensions in mm / Dimensions en mm
1" = 25.4 mm , 1 mm = 0.04"

◆ Selection of compound - see page 138-139/Sélectionnement de composé de friction - voir page 138-139




SBS 559 HF HS SI RSI CS



DERBI				
	125 Terra	07	HF	
GP1	125	05-		HF
GPR	125	05-		HF
GPR	125 Nude	05-		HF
GPR	125 Racing	09-		HF
FACTORY				
R12	50 Phantom Agua	06-		RSI
R14	50 Phantom Agua	04-		RSI
R14	50 Phantom Aire	03-	RSI	
R2	65 Phantom	04-		RSI
YR	125	06-		HF
FANTIC				
	250 K-Roo	93-	RSI	RSI
	305	89	RSI	RSI
	307 Trial	91-	RSI	RSI
GAC				
	New T.T.	87		HF
GARELLI				
	Ciclone LC, SM	86		HF
	50 Sahel	91-		HF
GAS GAS				
TXT	50 Boy	04-	RSI	RSI
	125 Delta	91		HF
	125 Pampera	96- 03	RSI	RSI
	125 Trial	91		RSI
	200 Pampera	99-	RSI	RSI
TX	200	97-	RSI	RSI
	250 Pampera	96- 99	RSI	RSI
	250 Trial	89-	RSI	RSI
GT	250 Contact		RSI	RSI
TX	270	97-	RSI	RSI
TX	320	97-	RSI	RSI
	325 Halley PXC		RSI	RSI
	327 Trial		RSI	RSI
GT	327 Contact		RSI	RSI
	370 Pampera	96-	RSI	RSI
	370 Pampera	98-	RSI	RSI
GILERA				
	125 Surfer	00-	HF	HF
GMA				
	4 Piston front			
	Model F			◆
HRD				
	125 Supermotard	00- 02		HF
	125 Trail	00- 02		HF
HUSQVARNA				
	50 Husky Boy J, R, S	01-	RSI	
J. J. COBAS				
TR1		85		HF
Trial		85	RSI	
JAYBRAKE				
	2 Piston Caliper, small			◆ ◆
JCM				
	125 Europa	89	RSI	RSI
	125 SR	89	RSI	RSI
	240 Europa	89	RSI	RSI
	240 SR	89	RSI	RSI
	325 Europa	89	RSI	

JCM				
	325 SR	89	RSI	RSI
KTM				
SX	60	99	RSI	
SX	65	00- 01	RSI	
MACBOR				
XC	50 510 Racing	04-		RSI
XC	50 512 Racing	04-		RSI
XC	50 515 R 6V	04-		RSI
MALAGUTI				
	Fifty Evolution	91-		HF
NKD	50 Dragon	06-		HF
MONTESA				
	125 Cota	88	RSI	RSI
	260 Evasion	92		RSI
	304 Cota	88	RSI	RSI
	307 Cota	89	RSI	RSI
	307 Cota Trial	88-	RSI	RSI
	309 Cota	89-	RSI	
	310 Cota	89-	RSI	
	311 Cota Trial	92		RSI
	315 Cota R	97-	RSI	RSI
	335 Cota	87- 91	RSI	RSI
M7	360 Enduro	85		HF
MORBIDELLI				
	125 cc		HF	HF
MOTORHISPANIA				
RYZ	125 Arena Enduro	05-	HF	HF
PERFORMANCE MACHINE				
	125 X 2		◆	◆
	125 X 4S		◆	◆
	125 X 4SL		◆	◆
PEUGEOT				
XPS	125 CT	06-	HF	HF
PUCH				
	Condor	90-		HF
TZX	50	92		HF
	75 Cobra	85-		HF
RIEJU				
	50 Drac	97-	HF	HF
	50 FD4 Super			
	Marathon	85		HF
	50 Tangoo	10-		HF
RR	50 , Supermotard	96-	HF	HF
RS1	50	92-		HF
RV	50			HF
	75 K6, LC Strada	87		HF
	75 P6, LC Strada	87		HF
MR	80 C, E	88-		HF
MR	80 Cross	87		HF
MR	80 Enduro	87		HF
RST	80	91-	HF	HF
	125 Tango	06-		HF
	125 Tango	08-		HF
	125 Tango Pro	08-		HF
MRX	125	03-	HF	HF
MRX	125	03-		HF
RR	125	97-	HF	HF
RS3	125	10-		HF
SMX	125	03-	HF	HF
SMX	125	03-		HF
	250 Tango	08-		HF



SCORPA			
TY-S	115 F Trial	06-	HF
TY-S	125 F Trial	06-	HF
SHERCO			
	80 0.8	01-	HF HF
	125	02-	HF
	125 City Corp 4T		
	Enduro	03-	HF
	125 City Corp 4T SM	03-	HF
ST	125 1.25	01- 05	HF HF
ST	200 2.0	01-	HF HF
ST	250	99- 00	RSI RSI

SIMSON			
	125 SM	01-	HF

SJP			
	2 Piston		
	Caliper (30-375)	◆	◆

ASPES			
	125 Yuma	76-	HF

BETA			
	125 TS, Custom	83-	HF

CAGIVA			
	650 Alazzurra	85-	HF HF

FANTIC			
	125 Strada	- 83	HF
HP1	125 Sport	86-	HF

GARELLI			
GTA	125	86-	HF
TSR	125	83-	HF

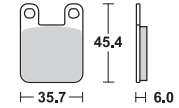
GILERA			
	80 TG 1, 2, 3		HF
	125 TG 1, 2,		
	3 (alu wheels)		HF
	125 TG1, GR1, RTX		HF
RV	125	86-	HF
	200 T4, T4C, T4S		HF
RV	200	85-	HF

GMA			
	2 Piston Caliper,		
	small Model B	◆	◆

HONDA			
CB	450 N	84- 85	HF
CB	450 SC Nighthawk	82	HF
CB	650 SCC Nighthawk	82-	HF
VT	700 C Shadow	84- 85	HF
VT	700 C Shadow	86	HF
VT	750 C	83-	HF



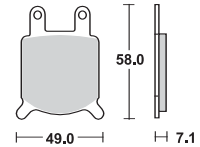
SJP				HF	HS	SI	RSI	CS	SBS 559
	4 Piston								
	Caliper (30-370)	◆	◆						



SUZUKI			
DR	50 Big	89-	HF
TOMOS			
MC	125 T	06-	HF
SE	125	05-	HF
SM	125 F (Rad.cal)	06-	HF

YAMAHA			
XT	125 R	05-	HF
XT	125 X Supermotard	05-	HF
TY	250 R	91- 92	HF
TY	250 Z	93- 96	HF HF

JAYBRAKE				HF					SBS 560
	2 Piston Caliper								
	ADC/ADCS	◆							

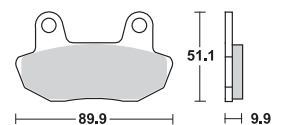


KREIDLER			
	125 Mustang	83-	HF

MOTO-MORINI			
	125 Strada		HF
	250 Strada		HF
	350 K2	84-	HF
	350 Strada		HF
	500 Strada		HF

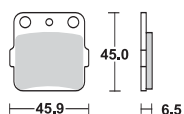
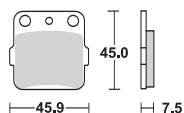
ZUNDAPP			
KS	80 Super	83-	HF
KS	125	79	HF

				HF					SBS 561
--	--	--	--	----	--	--	--	--	---------

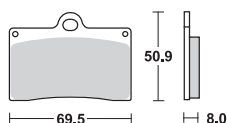


Dimensions in mm / Dimensions en mm
1" = 25.4 mm , 1 mm = 0.04"

◆ Selection of compound - see page 138-139/Sélectionnement de composé de friction - voir page 138-139


SBS 562 HF SI RSI

HONDA

ATC	200 X	83 - 85	SI
ATC	250 R	82 - 84	SI
ATC	250 X	85	SI
ATC	350 X	85	SI
ATC	350 X	86 -	SI

SBS 566 HF HS RSI DC RS

APRILIA

RS	250	95 - 96	HF
----	-----	---------	----

BETA

125	Jonathan	99 -	HF
350	4.0 Motard	04 -	RSI
350	Euro	99 -	HF
350	Jonathan	02 -	HF
350	M4	06 -	HF

BIMOTA

	Furano	92 -	HF
1D	Tesi	93 -	HF
YB7	400	89	HF
	500 Vdue	97 -	HF
	600 Bellaria	91 -	HF
YB9	600 SRI	97 -	HF
	650 Supermono	97 -	HF
SB7	750	96 -	HF
YB4	750	89	HF
1D	851 Tesi	91 -	HF
	900 Mantra	97 -	HF
DB2	900	92 -	HF
1D	906 Tesi	91 -	HF
2D	1000 Tesi	04 - 06	HS
YB11	1000	97 -	HF
YB6	1000	89	HF
YB8	1000	90	HF
	1002 Dieci	91 -	HF
SB6	1100	97 -	HF

BORILE

B	500 CR, MT	02 -	HF
---	------------	------	----

BREMBO RACING CALIPERS

	Billet		
	20.4756.52/62,		
	racing	◆	◆
	Goldline single pin		
	20.5165.55/65,		
	road	◆	◆

CAGIVA

	125 Mito	93 -	HF
	125 Planet	97 -	HF
	125 Raptor	03 -	HF
	500 Mito	07	HS
	500 River	00 -	HF
SP	525 Mito	08 -	HS
	600 River	94 -	HF

CANNONDALE

S	440	03 -	HF
---	-----	------	----

DUCATI

	400 SS, Junior	92	HF
	400 SS, Nuda	92 -	HF

DUCATI

	502 Single	93	HF
	502 Supermono	93	HF
	600 SS Supersport	95 -	HF
M	600 Monster	94 - 99	HF
	748 Biposto	95 - 98	HF
	748 SP	95 - 97	HF
	750 Monster	96 - 99	HF
	750 SS	91 -	HF
	750 SS Supersport	95 - 99	HF
	750 SS, Carenara	92 -	HF
	750 SS, Nuda	92	HF
	750 Super Sport	92 - 94	HF
	851 Strada	89	HF
	851 Strada	91 -	HF
	851 Superbike	90	HF
	888 Roche Replica	91 -	HF
	888 SP V	93	HF
	888 SP4	92 -	HF
	888 SPO		HF
	888 SPS	92 -	HF
	888 Strada	93	HF
	888 Superbike	93	HF
	900 FE	97 -	HF
	900 M, IL Monster	93 - 99	HF
	900 SL	92 -	HF
	900 SS	90 - 94	HF
	900 SS Supersport	95 - 97	HF
	900 SSR	92	HF
907	900 I. E.	92	HF
M	900 Street Monster	94 - 99	HF
	916 Biposto	94 -	HF

GAS GAS

SM	125	02 -	HF
SM	250	02 -	HF
SM	400 fse	02	HF
SM	450 fse	03 - 06	HF
SM	450 FSR	07 -	HF

GILERA

	350 Saturno Bialbero		HF
	500 Saturno Bialbero	90	HF
	500 Saturno Piuma	90 -	HF

HONDA


RS	125	95 -	DC
RS	250 R	93 -	DC

HUSQVARNA

SM	400 R	02	HF
SM	450 R	03 - 04	HF
SM	570 R	01 -	HF

ITALJET

	900 Grifon	00 -	HF
--	------------	------	----

**J. J. COBAS**

TR1 85 HF

KTM

125 Sting 99- HF

SX 450 SM Factory
Replica 04- RSI

600 Duke 93- 95 HF

620 Duke 96- 98 HF

640 Duke 99- 02 HF

LC4 640 Supermoto 03 HF

LC4 660 SM Factory
Replica 02- RSI

SMC 660 Supermoto 03 HF

LAVERDA

650 92- HF

668 668 96- HF

668 Ghost, Diamante 97- HF

750 Cup 98- HF

750 Diamante 97- HF

750 Ghost Strike 97- HF

750 S Formula 97- HF

750 S, S Carenata 97- HF

750 Sport 99- HF

750 Strike/Black
Strike 99- HF

750 T8 98- HF

TTS 800 99- HF

JOTA 1000 95 HF

MOTO-GUZZI

Ippogrifo 97- HF

1000 Daytona 91- HF

1000 Quota 92 HF

RS 1000 Daytona 97- HF

V10 1000 Centauro 96- HF

1100 California Jackal 00 HF

1100 California Jackal
Basic 00 HF

1100 California Special 99- 00 HF

1100 Sport 96- HF

EV 1100 California 97- 00 HF

V11 1100 Sport 97- 00 HF

MZ

660 (MUZ)

Skorpion Cup 99- HF

660 (MUZ)

Skorpion Replica 97- HF

660 (MUZ)

Skorpion Sport 95- HF

A.P. RACING CALIPERS

CP-2382/2383 ◆

**MZ**

660 (MUZ)

Skorpion Tour 95- HF

660 (MUZ)

Skorpion Traveller 99- HF

NORTON

F-1 90 HF

TT 92- HF

PGO

250 G-Max 06- HF

REVTECHWilwood Caliper
front/rear ◆ ◆**SACHS**

125 X-Road 05- HF

XTC 125 99- HF

XTC-N 125 99- HF

500 MadAss 05- HF

650 Roadster V1.6 01- HF

800 B-805 02- HS

800 Roadster V2 00- HF

800 S-805 03- HS

TM

SMR 125 05- RSI

SMF 400 F 02 RSI

SMR 400 F 03 RSI

SMR 450 F 04- RSI

SMX 450 F 03 RSI

SMR 530 F 03- RSI

SMX 600 F 03 RSI

VOR

SM 400 02 RSI

SM 450 02- RSI

500 492 Super

Motard 00- 01 HF

SM 530 02- RSI

VOXAN

1000 Cafe Racer 01- HS

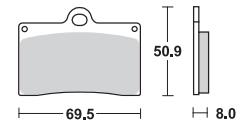
1000 Roadster 01- HS

YAMAHA

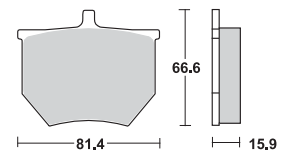
TZR 250 R 94 HF

SZR 660 96- HF

HF HS RSI DC RS SBS 566



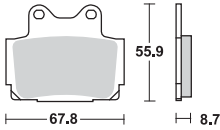
HF SBS 569

Dimensions in mm / Dimensions en mm
1" = 25.4 mm , 1 mm = 0.04"

◆ Selection of compound - see page 138-139/Sélectionnement de composé de friction - voir page 138-139



SBS 570 HF HS LS RQ

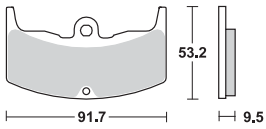


YAMAHA				
FZR	50	90 -		HF
TZR	80	- 91	HF	
RD	125 LC	85 - 87	HF	
TZR	125	87 - 88	HF	
TZR	125	89 - 92		HF
TZR	125 R	94 -		HF
SDR	200	88 - 89	HF	HF
FZ	250 R	85	HF	
FZR	250	87 - 88		HF
FZR	250 R	89 -		HF
FZX	250 Zeal	91 - 92		LS
R1-Z	250	90 -		HF
RZ	250 RR	88	HS	LS
RZR	250	90	HS	LS
SRX	250	84 -	HF	
SRX	250 T, TC	87	HF	
TDR	250	88 - 92		HF
TZR	250	87 - 88		HF
TZR	250	89 - 92		HF
RD	350 LC	85	HF	HF
RD	350 LC, F	85 - 90	HS	LS
RD	350 R	91 - 95	HS	LS
RZ	350 F	86 - 88	HS	LS
FZ	400 N	87 -		HF
FZ	400 R	85 -	HF	HF
FZR	400	87 -		HF
FZR	400	88 - 90		LS
FZR	400 A	90		LS
FZR	400 R	91 -		LS

YAMAHA

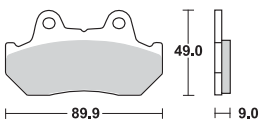
SRX	400	85 - 86		HF
SRX	400	87 -		HF
XJ	400 Diversion	91 -		LS
RD	500 LC	84 - 86		HF
RD	500 LC	85		HF
RZ	500	84 - 86		HF
FZ	600 S, SC	86 -		HF
FZS	600 Fazer	98 - 03		LS
FZS	600 S Fazer	01 - 03		LS
SRX	600	86 - 87	HF	HF
SRX	600	88 - 89		HF
SRX	600	90 -		LS
XJ	600 N	91 - 97		LS
XJ	600 N	98 -		LS
XJ	600 S Diversion	91 - 97		LS
XJ	600 S Diversion	98 - 03		LS
FZ	750 Genesis	86		HF

SBS 571 HF



HONDA				
CBX	400 Custom	88	HF	HF
CBX	400 F	85 -	HF	HF
CBX	400 F, F2, F2C	82 -		HF
NV	400 Custom	88	HF	
VF	400 F	85 -		HF
VF	400 FD	83 - 85		HF
VT	400 E	83 -		HF
CBX	550 F, F2	82 -		HF

SBS 572 HF HS



HONDA				
CB	125 T, Superdream	82 -	HF	
CBX	125 F	84 - 88	HF	
CBX	250 S	88 -	HF	
CN	250 Spazio	88 - 92	HF	
NS	250 R	85	HF	
CM	400 C	81	HF	
NS	400 R	85 - 87	HS	
VF	400 Integra	86 -	HF	HF
CB	450 SC Nighthawk	83 - 86	HF	
CX	500	81 -	HF	
CX	500 Euro	82 -	HF	HF
CX	500 Turbo	82 - 83		HF
GL	500	82	HF	
GL	500 I	81 - 82	HF	
CX	650 E	83 -	HF	
VF	700 C Magna	85 - 86	HF	
VF	700 F Interceptor	84 - 85	HF	
CB	750 SC	82 - 83	HF	

HONDA


XLV	750 R	86 - 88	HF	
CB	900 F, F2	81 - 84	HF	
CBX	1000	81 - 82	HF	
GL	1100 Gold Wing	82 - 83	HF	
VF	1100 C	83 - 86	HF	
VF	1100 S	84 - 85	HF	
GL	1200 A, I Gold Wing	84 - 86	HF	
GL	1200 DX Gold Wing	86 -	HF	
GL	1200 Gold Wing	84 - 86	HF	

XINGFU

XF	150 A	97 -	HF	
----	-------	------	----	--

Dimensions in mm / Dimensions en mm
1" = 25.4 mm , 1 mm = 0.04"

◆ Selection of compound - see page 138-139/Sélectionnement de composé de friction - voir page 138-139



APRILIA			
AF-1		88	HF
	50 Tuareg	86-	HF
	50 Tuareg Rally	90-	HF
	125 Strada	85	HF
	125 Tuareg Wind	88	HF
	240 Climber	89- 90	HF
	275 Climber	89- 90	HF

BETA			
	350 4.0 Motard	04 -	RSI
ALP	350 4.0	04 - 05	RSI

CAGIVA			
	50 Lucky Explorer	88 -	HF
	80 Cocis	91 -	HF
	125 Aletta Electra	83 - 86	HF
	125 Aletta Oro		HF
	125 Cruiser		HF
	125 E2	86 -	HF
	125 Elefant	81 -	HF
	125 SST	81 -	HF
	125 Tamanaco		HF
	125 WSTX Aletta Rossa	83 -	HF
N90	125	91 -	HF
	200 Aletta Electra	83 -	HF
	200 Cross	83 -	HF

FANTIC			
	50 .1 Oasis	87 -	HF
	50 .1 Raider Rally	87 -	HF
	50 Koala	90 -	HF
	50 Oasis	90 -	HF
	75 Oasis	89 -	HF
	125 Raider		HF
HP1	125 Sport	87 -	HF

GARELLI			
	125 Tiger XLE	86 -	HF

GILERA			
	125 Apache	91 -	HF
RC	125 Top Rally	90 -	HF
	250 Oregon Quad	07 -	SI
RC	600 Top Rally	90 -	HF

YAMAHA			
DT	50 R	89 - 95	HF
YSR	50 A, B	90 - 91	HF
YSR	50 D	92	HF
YSR	50 T,U,W	87 - 89	HF
DT	80 LC-2	85 - 92	HF
RD	80 LC	83 -	HF
TDR	80	89	HF
TZR	80	92 -	HF
YSR	80	86 -	HF
DT	125 LC	85 - 87	HF
DT	125 R, Electric	88 - 03	HF
SR	125 Flame	96 -	HF
TDR	125 R	93 - 03	LS
YBR	125	06 - 07	HF
YZ	125 U	88	RSI
XC	150 Fly One	92 -	HF
RT	180 G,H	95 - 96	SI
DT	200 R	85 - 87	HF
DT	200 R	89	HF
IT	200	85 -	SI
TT	200	86 -	HF
	225 Serow	85 -	HF



GILERA			
X1	125	89	HF
NGR	250	85 -	HF

JCM			
	233 Vega	88	HF
	325 Europa	89	RSI
	333 Vega	88	HF

KTM			
SX	65	00 - 01	RSI
SX	65	02 - 03	RSI

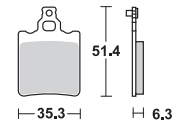
LAVERDA			
	125 Formula	86 -	HF
GS	125 Lesmo	86 -	HF
GS	125 Lesmo	90 -	HF
LB	125 Strada, Sport	85	HF

MALAGUTI			
	50 Evolution	91 -	HF
ES	50 Dune	89	HF
MDX	50	86 -	HF
RST	50 Sport		HF

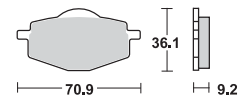
MALANCA			
E2	125		HF
E2	C80		HF
E2	CS ob one 5N, 6N, Racing		HF
E2	Sport		HF
GTI	80		HF
GTI	125		HF

ZUNDAPP			
KS	80 Super	80 -	HF

HF SI RSI CS SBS 574



HF LS SI RSI SBS 575



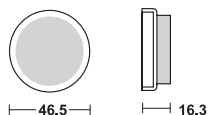
YAMAHA			
TT	225 S,T	86 - 00	HF
TTR	225	01 -	SI
XT	225 E-H	92 - 00	HF
XT	225 Serow	86 -	HF
IT	250	85 -	SI
TY	250 Z (Scottish)	96 -	RSI
YTZ	250 N, S Tri Moto	85 - 86	SI
YZ	250 U	88	RSI
XT	350	85 - 90	HF
XT	350 B-H	91 - 96	HF
YFM	350 XT, XU Warrior	87 - 88	SI
YFZ	350 T-W Banshee	87 - 89	SI
	400 Artesia	91 -	LS
XT	400	86 -	HF
WR	500 B	91	SI
XT	500	86 -	HF
XT	500 E (Austria)	90 - 96	LS
DT	600 N	85 -	HF
TT	600	85 - 88	HF
XT	600 E	90 -	LS
XT	600 K	91 -	LS
XT	600 Z, Tenere	87 - 90	HF
XTZ	660 Tenere	91 - 98	LS

Dimensions in mm / Dimensions en mm
1" = 25.4 mm , 1 mm = 0.04"

◆ Selection of compound - see page 138-139/Sélectionnement de composé de friction - voir page 138-139



SBS 576 HF SI



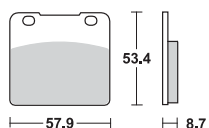
YAMAHA

YT	175 J, K Tri Moto	82 - 83	HF
YFM	200 DXS-DXW Moto 4	86 - 87	HF
YFM	200 N Moto 4	85 - 89	HF
YTM	200 K-N Tri Moto	83 - 85	HF
YFM	225 S-U Moto 4	86 - 88	HF
YTM	225 DRN, DRS Tri Moto	85 - 86	HF
YTM	225 DXK-DXN Tri Moto	83 - 85	HF
YFM	250 W, A, B	89 - 91	SI
YFM	350 ERT, ERU	87 - 88	HF

YAMAHA

YFM	350 ERW, ERA-G	89 - 95	HF
YFM	350 FWT, FWU Big Bear	87 - 88	HF
YFM	350 FWW, ' , FWA-G Big Bear	89 - 95	HF

SBS 577 HF HS LS



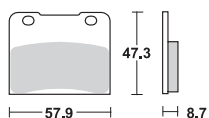
SUZUKI

GSX-R	250	88 - 89	HF
GSX	400 X	86 -	HF
GSX-R	400	87	HF
RG	500	85 - 87	HF
RG	500 Gamma	85 -	HF
VS	600 GL Intruder	97 -	HS
GSX	650 GT	86	HF
VS	700 GLFG	86 - 87	HF
GS	750 RF	85 -	HF
GSX-R	750	85 - 87	HF
VS	750 GL F,P Intruder	86 - 91	HF

SUZUKI

VS	800 Intruder	91 - 99	HS
GSX	1100 EF	85	HF
GSX	1100 FJ-FK	88 - 89	HF
GSX	1100 FL-FS	90 - 95	LS
GSX-R	1100 G, H, J	86 - 88	HF
GS	1150 EG	86 -	HF
GS	1150 ES	84 -	HF
GL	1400 Cavalcade	87 -	HF
GV	1400 Cavalcade LXE	87 -	HS
VS	1400 GL Intruder	87 - 04	HS
VL	1500 Intruder LC	98 - 01	HS

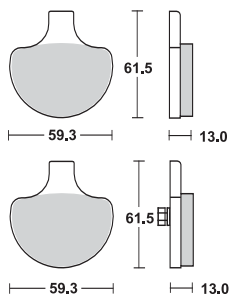
SBS 578 HF



SUZUKI

GF	250 S	88 -	HF
RG	250 Gamma	84 - 88	HF
GSX-R	400 F	85 - 86	HF

SBS 579 HF HS




HARLEY DAVIDSON

FLT	Series	88 - 99	HS
FLT/H	Series	86 - 87	HS
XLH	Series	88 - 99	HS
XLH	883 Sportster	85 - 86	HF
XLH	883 Sportster	87 - 89	HF
XLH	883 Sportster	90 - 99	HF
XLH	1100	87 - 88	HS
XLH	1100 Sportster	85 - 86	HF
XLX	1100	86	HF
XLH	1200 Sportster	90 - 99	HS
FLHS	1340 Electra Glide Sport	90	HS
FLHT	1340 Electra Glide	85 - 86	HF
FLHT	1340 Electra Glide Classic	87 - 99	HS
FLHTC	1340 Electra Glide Classic	85 - 86	HF
FLHTC	1340 Electra Glide Classic	90 - 99	HS
FLHTC	1340 Electra Glide Classic	93	HS
FLHTC	1340 Ultra Classic	90 - 99	HS
FLST	1340 Heritage Softail	86 - 87	HF
FLST	1340 Heritage Softail	88 - 99	HS

HARLEY DAVIDSON

FLSTC	1340 Heritage Softail Cl.	90 - 99	HS
FLSTF	1340 Fat Boy	90 - 99	HS
FLSTN	1340 Heritage Softail Nost.	93 - 99	HS
FLT	1340	84 - 85	HF
FLTC	1340 Tour Glide Classic	85 - 86	HF
FLTC	1340 Tour Glide Classic	90	HS
FXDB	1340 Dyna Glide Daytona	91 - 99	HS
FXDB	1340 Dyna Glide Sturgis	91 - 99	HF
FXDB	1340 Sturgis	91 - 99	HS
FXDL	1340 Dyna Low Rider	93 - 99	HS
FXDWG	1340 Dyna Wide Glide	93 - 99	HS
FXE	1340	85 - 86	HF
FXLR	1340 Low Rider Custom	87 - 88	HS
FXLR	1340 Low Rider Custom	93 - 99	HS
FXR	1340	87 - 88	HS
FXR	1340 Super Glide	85 - 86	HF
FXR	1340 Super Glide	90 - 99	HS
FXRD	1340 Sport Glide GTE	85 - 86	HF

**HARLEY DAVIDSON**

FXRS	1340 Low Rider	85 - 86	HF
FXRS	1340 Low Rider Sport	87 - 99	HS
FXRS	1340 Low Rider Sport Ed.	90 - 99	HS
FXRS	1340 Low Rider, Convert.	90 - 99	HS
FXRT	1340 Sport Glide	85 - 86	HF
FXRT	1340 Sport Glide	90 - 99	HS
FXST	1340 Softail	84 - 86	HF
FXSTC	1340 Softail Custom	85 - 86	HF
FXSTC	1340 Softail Custom	88 - 99	HS
FXSTS	1340 Springer Softail	90 - 99	HS

YAMAHA

YZ	125 N, S, T	85 - 87	SI
YZ	125 U	88	RSI
IT	200 S	86	HF
NX	250	88	HF
TT	250	87 - 92	HF
YZ	250 N, S, T	85 - 87	SI
YZ	250 U	88	RSI
TT	350 S,T	86 - 87	SI
YZ	490 N,S,T	85 - 87	SI
YZ	490 U,W,A	88 - 90	SI
TT	600	90 - 92	HF

MAICO

GM	250 Star	86 -	HF	HF
GP	250 E	87 -	HF	HF
GP	250 Motocross	87 -	HF	HF
GP	400 E	87 -	HF	HF
GP	400 Motocross	87 -	HF	HF
GM	500 Star	86 -	HF	HF
GP	500 E	87 -	HF	HF
GP	500 Motocross	87 -	HF	HF
GP	550	87 -	HF	HF

SUZUKI

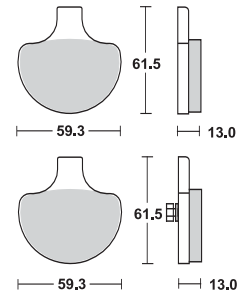
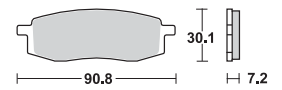
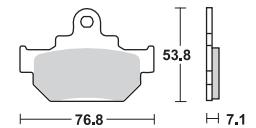
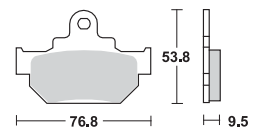
GZ	125 Marauder	00 - 02	HF
GZ	125 Marauder	03 -	HF
RM	125 F,G	85 - 86	HF
VL	125 Intruder LC	00 - 01	HF


SUZUKI

RM	250 G	86	HF
DR	500 S	89 -	HF
DR	600 R Djebel	86 - 88	HF
DR	600 S Dakar	85 - 87	HF
SP	600 F	85 - 87	HF

**HARLEY DAVIDSON**

FXWG	1340	87 - 88	HS
FXWG	1340 Wide Glide	85 - 86	HF
FLSTS/I	1450 Heritage Springer	00 - 03	HS
FLSTSC/I	1450 Springer Softail Classic	06	HS
FXSTS/I	1450 Softail	05	HS
FXSTS/I	1450 Softail	06	HS
FXSTS/I	1450 Springer Softail	00 - 04	HS
FLSTSC/I	1584 Softail	07	HS

HF HS SBS 579**HF SI RSI SBS 580****HF SBS 581****HF SBS 582**



KAWASAKI			
EX	500 E1-E3	94 - 96	LS
GPZ	500	95 - 96	HF
GPZ	500	97 -	LS
GPZ	500 S (Austria)	94 - 96	LS
GPZ	500 S (Austria)	97 -	LS
KL	500 Tengai (Austria)	89 - 91	LS
KLE	500 A1-	91 -	LS
KLR	500 (Austria)	87 - 88	HF
KX	500 B2	86	RSI
KX	500 C1, D1	87 - 88	SI
KL	650 B1-B3 Tengai (KLR)	89 - 91	LS
KL	650 C1 (KLR)	95	LS
KLR	650 A1-A3	87 - 89	SI
KLR	650 C1-	98	LS
KLR	650 C1-	99 -	LS

KTM			
	GS,EXC,		
	Enduro Models	91	SI
MX	125 - 600 ccm.	91	SI

SUZUKI			
RG	80	85 -	HF
RG	80 Gamma	88 - 93	HF
RG	125 Gamma	85 - 90	HF

APRILIA			
	125 Red Rose	89	HF
	125 Tuareg	- 86	HF
	125 Tuareg Rally	86 -	HF
	125 Tuareg Rally	89	HF
ETX	125	- 86	HF
ETX	125 Tuareg	86 - 87	HF
MX	125 Cross	85	HF
	250 Tuareg Rally	86 -	HF
	350 Tuareg	86 -	HF
	350 Tuareg Wind	87	HF
ETX	350	- 86	HF
	600 Tuareg	86 -	HF
ETX	600	86 -	HF
NA	850 Mana	08 -	HF
NA	850 Mana GT	09 -	HF

CAGIVA			
	125 Blues		HF
	125 Roadster	94 -	HF
	125 Roadster	96 -	HF
	200 Roadster	96 -	HF

FANTIC			
	250 Raider	85 -	HF

GARELLI			
	125 Tiger XLE	86 -	HF

GILERA			
	125 Fast Bike	88 -	HF



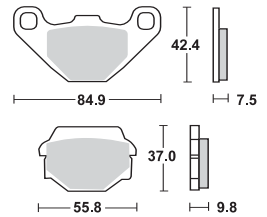
KTM			
GS	125	89 - 90	SI
GS	125	92 -	SI
GS	250	89 - 90	SI
EXC	300	93 - 96	SI
MX	300	90	SI
MX	300	92 -	SI
LC4	350	92 -	SI
LC4	400	93 -	SI
LC4	600 Six Days	92 -	SI

LAVERDA			
	700 El Cid	90	HF

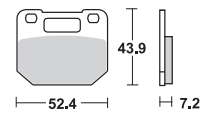
MAICO			
	all models	91	SI

YAMAHA			
YFM	90 RY Raptor	09 -	SI

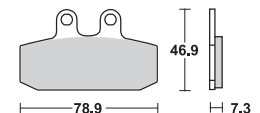
HF LS SI RSI SBS 586



HF SBS 587



HF SBS 588



GILERA			
	125 KK, KR, KZ	86 -	HF
	125 R1, R1S	90 -	HF
ER	125 Rally	87	HF
MXR	125	90	HF
RRT	125 Nebraska	87	HF
RTX	125	86	HF
RX	125 Arizona Hawk	85	HF
X1	125	89	HF
XR2	125	90	HF
	200 Arizona Hawk	85	HF
	200 ER	87	HF
	200 Fast Bike		HF
	250 Arizona Rally		HF
	350 Dakota		HF
XRT	350	90 -	HF
	500 Dakota	86	HF
RC	600	88	HF
XRT	600	89	HF

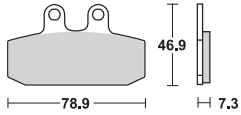
HONDA			
CA	125 Rebel	97 -	HF
CLR	125 Cityfly	99 -	HF
CRM	125 , R	90 - 98	HF
MTX	125 Camel, Italy	88 -	HF
MTX	125 R, Italy	86	HF
NS	125 Italy	85 - 88	HF
NSR	125 F, R	90 - 92	HF
NSR	125 R, Italy	89 -	HF
NX	125 , Transcity	90 - 98	HF
RTV	125 NRS, Italy	87 -	HF

Dimensions in mm / Dimensions en mm
1" = 25.4 mm , 1 mm = 0.04"

◆ Selection of compound - see page 138-139/Sélectionnement de composé de friction - voir page 138-139



SBS 588 HF



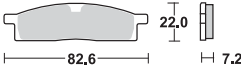
HONDA				
XL	125 R, P.D., Italy	85	HF	
XL	125 R, P.D., Italy, EX	87 -	HF	
XL	200 R, P.D., Italy	85 -	HF	

MOTO-MORINI				
	350 Excalibur	87 -	HF	
	350 Kanguro	88	HF	
	501 Camel	88	HF	
	501 Excalibur	87	HF	

SACHS				
	125 Roadster V2	01 -	HF	
ZX	125	99 -	HF	
ZZ	125	99 -	HF	

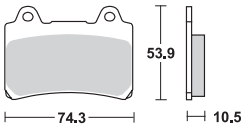
SIMSON				
	125	01 -	HF	
	125 RS	01 -	HF	

SBS 589 HF SI RSI CS



YAMAHA				
YZ	80 A,B,D	90 - 92	SI	
YZ	80 E,F,G,H1,J1	93 - 01	RSI	
YZ	80 S,T,U,W,	86 - 89	SI	
YZ	85 , LW	02 -	RSI	
TT-R	125 LW	00 -	SI	

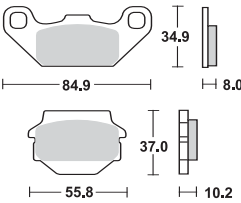
SBS 590 HF HS LS



YAMAHA				
FZR	250	87 - 88	HF	
TDR	250	88 - 92	HF	
TZR	250	87 - 88	HF	
FZR	400	88 - 90	HS	
SRX	400	87 -	HF	
SRX	600	88 - 89	HF	
FZ	750 Genesis	89 - 92	HS	
TDM	850	91 - 95	HS	
XVZ	1300 A Royal Star	96 -	LS	
XVZ	1300 AT Royal Star			
	Tour Classic	97 -	LS	

YAMAHA				
XVZ	1300 Royal Star			
	Boulevard	99 -	LS	
XVZ	1300 TF Royal Star			
	Venture	99 -	LS	
XVZ	1300 Venture Royale	86 - 89	HF	
XVZ	1300 Venture Royale	90 - 95	LS	
XV	1600 A Wild Star	99 -	LS	
XV	1700 Road Star Warrior	02	LS	

SBS 591 HF SI RSI

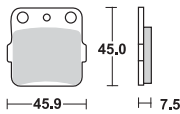


KAWASAKI				
KSF	250 A1-A17 Mojave	87 -	SI	
KXF	250 A1, A2 Tecate	87 - 88	SI	
KXT	250 B2 Tecate	87 -	SI	
KEF	300 Lakota	95 -	SI	

SUZUKI				
LT	230 EH-EP	86 - 93	SI	
LT	230 SF-SJ	85 - 88	SI	
LT	250 RF-RH	85 - 87	SI	
LT	250 RJ-RR	88 - 94	SI	
LT	250 SK, SL	89 - 90	SI	

SUZUKI				
LT	500 RH-RR	87 - 95	SI	

SBS 592 HF LS SI RSI CS




ARCTIC CAT				
	400 DVX	04 -	SI	

HONDA				
CR	85 R, R Expert	03 -	RSI	
CRF	150 R	07 -	RSI	
ATC	200 X	83 - 85	SI	
TRX	250 EX Sportrax	01 - 08	SI	
TRX	250 X	08 -	SI	
TRX	300 EX Sportrax	01 - 08	SI	SI
TRX	300 X	09 -	SI	SI
TRX	400 EX Sportrax	01 - 08	SI	SI
TRX	400 Fourtrax EX	99 -	SI	SI

HONDA				
TRX	400 X	09 -	SI	SI
TRX	420 FA / FPA	09 -	SI	
TRX	420 FPE / FPM 4x4	09 -	SI	
TRX	450 EX Sportrax	01 -	SI	SI

KAWASAKI				
KX	65	00 -	RSI	
KX	80 L,N,R-R6	88 - 96	RSI	
KX	80 R7, T7, W1, Y1, W2, Y2	97 - 00	RSI	
KX	85	01 -	RSI	
KX	85 II	01 -	RSI	



KAWASAKI			
KX	100	88- 92	RSI
KX	100	97-	RSI
KX	100 B5-B6	95- 96	RSI
KSF	250 A1-A17 Mojave	87-	SI
KXF	250 A1, A2 Tecate	87- 88	SI
KXT	250 B2 Tecate	87-	SI
KEF	300 Lakota	95-	SI
KFX	400	02- SI	
KFX	450 Left/Rear	07-	SI

SUZUKI			
RM	65	03-	RSI
RM	100	03-	RSI
LT	230 EH-EP	86- 93	SI
LT	250 SK, SL	89- 90	SI
LT-Z	400 Quad Sport	02- SI	
RM	500 H	87-	RSI
DR-Z	800	88- 89	LS
DR-Z	800	90	LS

HONDA			
CBR	250 F	86-	HF
CBR	250 Hurricane	87-	HF
NSR	250 R	87-	HF
VT	250 F	88- 90	HF
VTR	250	90	HS
VTZ	250	88-	HF
CB	350 S.G. (U.K. only)	87- 90	HF
NX	350		HF
CB	400 N	86-	HF
CBR	400 F	92-	HS
CBR	400 R	87	HF

APRILIA			
	350 Tuareg Wind	88	HF
	600 Tuareg Wind	88	HF

CAGIVA			
	125 Cruiser	88-	HF
	350 Elefant	86-	HF
	650 Elefant	86-	HF
	750 Elefant Bifaro	90-	HF
	750 Lucky Explorer	88	HF

DUCATI			
	350 Indiana	86-	HF
	650 Indiana	86-	HF
	750 Indiana		HF

BENELLI			
	50 Devil	92	HF
	50 Spring	92	HF

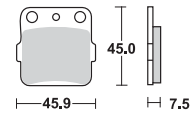
BETA			
ALP		90	HF
AE	50 Four Twin	88-	HF
ALP	50	91-	HF
RV	50	88	HF
VRS	50	86-	HF
TR	125 32,33	86- 87	HF
TR	125 34	88	HF
TR	240 33	86- 88	HF



TM			
	80 Junior	96- 00	RSI

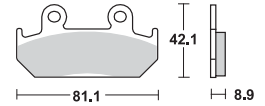
YAMAHA			
YZ	80 E,F,G,H1,J1	93- 01	RSI
YZ	85 , LW	02-	RSI
YFS	200 R Blaster	03-	SI
YFM	250 Raptor Left/Rear	09-	SI
YFM	350 FXG-FXM Wolverine	95-	SI
YFM	350 R Raptor	04- SI	SI
YFM	350 XG,XH Warrior	95- 96	SI
YFM	350 XT, XU Warrior	87- 88	SI
YFZ	350 A-M Banshee	90- 06	SI
YFZ	350 T-W Banshee	87- 89	SI
YZF	450 S Left/Rear	04- 05	SI
YFM	600 FWAK-FWAN 4x4 Grizzly	98- 01	SI
YFM	660 FWAP 4x4 Grizzly	02-	SI
YFM	660 RN Raptor	01- SI	SI

HF LS SI RSI CS SBS 592



HONDA			
VFR	400 R	86- 88	HF
VFR	400 R	87- 90	HS
CB	450 S	86- 88	HF
CBR	500 F (Austria)	87- 90	HS
CBR	600 F Hurricane	87- 90	HS
CBR	600 F, Super Sport	91- 94	HS
NTV	600 Revere	88- 92	HF
XRV	750 Africa Twin	90- 92	HS

HF HS RS RQ SBS 593

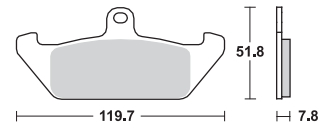


GILERA			
	350 Dakota	86-	HF

LAVERDA			
OR	600 Atlas	86-	HF

MOTO-MORINI			
	350 Excalibur	86	HF
	350 Indiana	88	HF
	501 Excalibur	86-	HF
	501 Excalibur	89	HF
	501 New York	89	HF
	650 Indiana	88	HF
	750 Indiana	88	HF

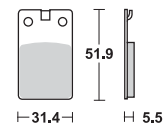
HF SBS 594



BETA			
	260 Synt	92	HF
TR	260 34	86- 88	HF

FANTIC			
	50 Trial		HF
	125 Trial		HF
	125 Trial Professional	87	HF
	125 Trial Progress 1	87-	HF
HP1	125 Strada	85-	HF
	201 Trial		HF
	201 Trial Progress 2	87-	HF
	241 Trial Progress 2	87-	HF

HF SBS 595

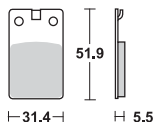


Dimensions in mm / Dimensions en mm
1" = 25.4 mm , 1 mm = 0.04"

◆ Selection of compound - see page 138-139/Sélectionnement de composé de friction - voir page 138-139



SBS 595 HF



FANTIC			
243 Trial	87 -	HF	HF
301 Trial	85 -	HF	
301 Trial Progress 2	87 -	HF	
303 Trial Professional	87 -	HF	HF
343 Trial Progress 2	87 -	HF	HF

GARELLI			
323 Trial	86 -	HF	

GILERA			
50 Bullit	90 -	HF	

JCM			
Trial	87 -	HF	
125 Oxygene	89	HF	
125 Week-End	89	HF	
233 Vega	88	HF	
240 Enduro	91	HF	
240 Oxygene	89	HF	
240 Week-End	89	HF	
250 Week-End	91	HF	
325 Oxygene	89	HF	
325 Week-End	89	HF	

JCM			
333 Vega	87	HF	
333 Vega	88	HF	

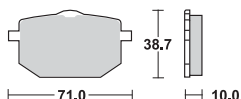
MALAGUTI			
50 Fifty Full, CX, Top	85 -	HF	
50 Fifty Mistral	90 -	HF	
CH 50	86	HF	
MGX 450 Ronco	87 -	HF	

MONTESA			
H7 360 Enduro	86	HF	

RIEJU			
50 Drag	92 -	HF	
RS1 50	92 -	HF	

TOMOS			
BT 50 S	89	HF	
N 50 AT, BT	91 -	HF	
CTX 80	89	HF	

SBS 596 HF HS



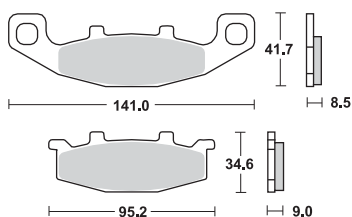
MALAGUTI			
MDX 50 Gold Enduro	87 -		HF
MLX 50 Enduro	87 -		HF

MOTO-GUZZI			
NTX 750	90 -		HS

YAMAHA			
RT 180 A, B, D	90 - 92		HF
RT 180 E	93		HF
TT 600	89		HF
XT 600 Z	86 -		HF

YAMAHA			
XT 600 Z, Tenere	87 - 90		HF

SBS 597 HF HS LS RQ



HYOSUNG			
GT 250 Comet	02		HS
600 Comet	02		HS


KAWASAKI			
EX 250 R Ninja F2-F17	88 - 07		HF
GPX 250 R	88 -		HF
ZR 250 Balius	91 - 95		HF
ZZR 250	90 - 01		HS
400 Eliminator	94 -		HS
EX-4 400	95 -		HF
GPX 400	87 -		HF
GPZ 400 R	89 -		LS
GPZ 400 S	88 -		HF
KLE 400	91 -		HS
ZZR 400	90 - 94		LS
ER-5 500	97 - 00		HS
EX 500 A1-A3	87 - 89		HF
EX 500 A4-A7	90 - 93		HS
EX 500 D1-D3 Ninja	94 - 97		HS
GPX 500 R (Austria)	88 -		HF
GPZ 500 S (Austria)	87 - 91		HF
GPZ 500 S (Austria)	92 - 93		HF
KL 500 Tengai (Austria)	89 - 91		HS
KLE 500 A1-	91 -		HS
ZZR 500 (Austria)	90 - 92		LS
ZR 550 B1-B3 Zephyr	90 - 92		HS
ZR 550 B4-B6 Zephyr	93 - 99		HS
GPX 600 R	88 - 93		HF

KAWASAKI			
GPX 600 R	94 -		HS
GPZ 600 R	94 -		HS
ZL 600 B2 Eliminator	95 - 98		HS
ZX 600 C1-C10 Ninja R	88 - 97		HS
ZX-6R 600 D1-D4 (ZX6)	90 - 93		LS
ZZR 600	90 - 92		LS
KL 650 B1-B3 Tengai (KLR)	89 - 91		HS
GPX 750 R	87 - 89		HF
ZR 750 Zephyr	91 - 95		HS
ZR 750 Zephyr Left/Rear	96 -		LS
GPZ 900 R	90 - 96		LS
GTR 1000	94 - 98		HS
GTR 1000	99 - 06		HS
ZX-10 1000 B2, B3	88 - 90		HS
1100 Zephyr Left/Rear	97 -		LS
ZR 1100 Zephyr	92 - 95		LS
ZZR 1100	90 - 93		LS

SUZUKI			
RG 125 Wolf	92 - 94		HF
200 Wolf	92 -		HF
250 Across	90 -		HF
250 Bandit	90 - 96		HS
250 Djebel	93 -		HF
GSX 250 S, Katana	91 -		HS
SW1 250	92 -		HS
GSF 400 Bandit	91 - 92		HS

Dimensions in mm / Dimensions en mm
1" = 25.4 mm , 1 mm = 0.04"

◆ Selection of compound - see page 138-139/Sélectionnement de composé de friction - voir page 138-139



SUZUKI

GS	450 E	90-	HS	LS
GS	500 E	89- 95	HS	
DR	800 S, Big	91- 95	HS	
VX	800 L-P	90- 93	HS	
GSX	1100 G	94- 95	HS	
GSX	1100 GM,GN,GP	91- 93	HS	

HONDA

CB	450 DX	89- 92	HF	HF
CB	450 N	86-	HF	

MOTO-GUZZI

V65	650 GT	90-	HF	
-----	--------	-----	----	--

A.P. RACING CALIPERS

CP-3369-2E0/3E0	◆
CP-3385-2E0/3E0	◆
CP-3386-2E0/3E0	◆
CP-3569-2S0/3S0	◆
CP-3769-2S0/3S0	◆

HONDA

CB	250	88-	HF	
CD	250 UJ	88- 92	HF	
NV	400 Steed	88	HF	
NX	500 Dominator			
	(Austria)	93- 96	HS	
	600 Steed	88- 91	HS	
NV	600 C	88-	HF	
NX	650 Dominator	93- 96	HS	
VFR	700 F, F2	86- 87	HS	
CBR	750 Hurricane	87-	HS	
VFR	750 F	86- 87	HS	

ALFER

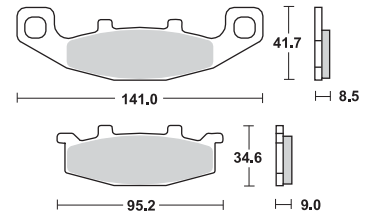
MC	125	88	HF	
GR	250 Enduro	88	HF	
MC	250	88	HF	
GR	300 Enduro	88	HF	

APRILIA

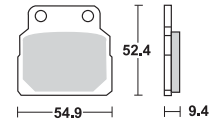
	125 Sport Pro.	92	HF	
	125 Tuono	04-	HF	
AF1	125 Europa, Futura	90- 91	HF	
AF1	125 Replica, Sintesi	89- 91	HF	
RS	125	99- 05	HF	
RS	125 , Extrema	93- 98	HF	
RS	125 Pista	05-	HF	
AF1	250 Replica	90-	HF	



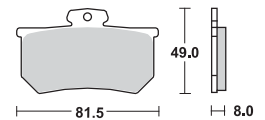
HF HS LS RQ SBS 597



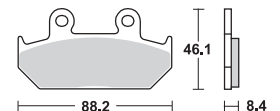
HF SBS 598



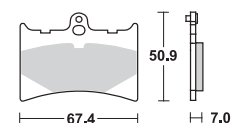
RS RQ SBS 599



HF HS SBS 600



HF RS SBS 601



HONDA

CBR	1000 F	87- 88	HS	
-----	--------	--------	----	--

ASPES

	125 Sintesi	88-	HF	
--	-------------	-----	----	--

ATK


ATK	250 CC,MX	91- 92	HF	
ATK	350 ES CC,MX,STD	91- 92	HF	
ATK	406 CC,MX	91- 92	HF	
ATK	560	89- 91	HF	
ATK	604	91-	HF	
ATK	604 ES CC,MX,STD	91- 92	HF	
ATK	604 Quadracer	90-	HF	

BENELLI

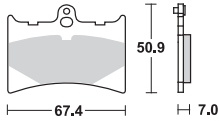
	50 Devil	92	HF	
	50 Spring	92	HF	

Dimensions in mm / Dimensions en mm
1" = 25.4 mm , 1 mm = 0.04"

◆ Selection of compound - see page 138-139/Sélectionnement de composé de friction - voir page 138-139



SBS 601 HF RS



BENELLI

	125 Jarno	89	HF
BX	125	89	HF

GILERA

SP	01	90	HF
	125 Crono	92 -	HF
	125 Freestyle	92 -	HF
	125 MX1, MRX, SP01		HF
	125 SP02	90 -	HF
CX	125	91 -	HF
	600 Nordwest	91 -	HF

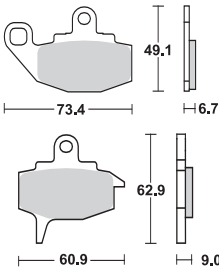
KTM

MX	250 VC, Enduro	87 -	HF	HF
EXC	350	87	HF	HF

KTM

GS	350	87	HF	HF
MX	350	87	HF	HF
	400 Enduro	87 -	HF	HF
MX	500	87	HF	HF
LC4	550	87 -	HF	HF
MX	550	87 -	HF	HF
EXC	600	87	HF	HF
LC4	600	88 -	HF	HF
LC4	600 Enduro	88 -	HF	HF
MC	600	88	HF	HF
MX	600	87	HF	HF

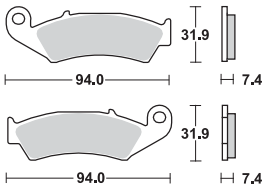
SBS 602 HF



KAWASAKI

KX	125 E2, F1	87 - 88	HF
KX	250 E1, F1	87 - 88	HF
KLR	500 (Austria)	87 - 88	HF
KX	500 C1, D1	87 - 88	HF
KLR	650 A1-A3	87 - 89	HF

SBS 603 HF SI RSI



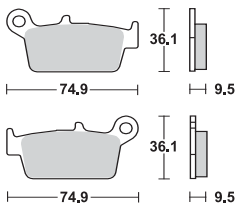
HONDA

CRM	75 R	90 - 94	HF
CR	125 RH, RJ, RK	87 - 94	RSI
AX-1	250	90	HF
CR	250 R	87 - 94	RSI
CRM	250 R	90	HF
NX	250	88 - 90	HF
TRX	250 R	86 - 89	SI
TRX	250 X Fourtrax	87	SI
XL	250 Degree	91 -	HF
XLR	250 R Baja	88 - 90	SI
XR	250 L	91 - 92	HF

HONDA

XR	250 R	88 - 89	HF
XR	250 R	90 - 95	HF
ATC	350 X	86 -	SI
CR	500 R	87 - 94	RSI
XR	600 R	88 - 90	SI
XR	600 R	91 - 92	SI

SBS 604 HF SI RSI CS RQ



AJP

PR5	250 Enduro	09 -	SI
PR5	250 Supermotard	09 -	SI

BRAKING

	Rear cross (2 piston)		◆
--	-----------------------	--	---

CPI

	125 Sahel	02 -	HF
--	-----------	------	----

FANTIC

	50 Regolarna		
	Competizione	08 -	HF
MX	50 Regolarna		
	Competizione	08 -	RSI
MX	65 Regolarna		
	Competizione	08 -	RSI
	80 Regolarna		
	Competizione	08 -	HF
MX	85 Regolarna		
	Competizione	08 -	RSI

FANTIC


	125 Regolarna		
	Competizione	08 -	HF

GAS GAS

EC	125	00 -	SI
MC	125	03 -	RSI
SM	125	02 -	HF
EC	200	00 -	SI
EC	200 Hobby	07 -	SI
EC	250	00 -	SI
EC	250 fse	02 -	SI
MC	250	00 -	SI
SM	250	02 -	HF
EC	300	00 -	SI
	400 Pampera	06 -	SI
EC	400 fse	02	SI
SM	400 fse	02	HF
EC	450 fse	03 -	SI
EC	450 FSR	07 -	SI
SM	450 fse	03 - 06	HF
SM	450 FSR	07 -	HF
EC	515 ffr	08 -	SI

Dimensions in mm / Dimensions en mm
1" = 25.4 mm , 1 mm = 0.04"

◆ Selection of compound - see page 138-139/Sélectionnement de composé de friction - voir page 138-139



HM			
CRE	50	06-	HF
	125 Supermotard	00- 02	HF
CRE	125 Enduro	95- 01	SI
CRE	125 Supermotard	03	HF
	250 Supermotard	00- 02	HF
CRE	250 Enduro	95- 01	SI
CRE	250 Supermotard	03	HF

HONDA			
CRM	75 R	90- 94	HF
CR	80 R, RB	92- 95	RSI
CR	80 R, RB	96- 02	RSI
CRM	80	89-	HF
CR	85 R, R Expert	03-	RSI
NSF	100	06-	HF
CR	125 R	95- 01	RSI
CR	125 RH, RJ, RK	87- 94	RSI
CRF	230 L	08-	SI
CRF	230 M	09-	SI
SL	230	97-	HF
CR	250 R	87- 94	RSI
CR	250 R	95- 01	RSI
XLR	250 R SPL	94-	SI
XR	250 L	91- 92	HF
XR	250 L	93- 97	SI
XR	250 R	90- 95	HF
XR	250 S, R	96-	HF
XR	300	10-	HF
XR	400 R	96-	SI
XR	400 Supermotard	00-	RSI
XR	440 R	00-	SI
CR	500 R	87- 94	RSI
CR	500 R	95- 01	RSI
XR	600 R	91- 92	SI
XR	600 R	93- 00	SI
XR	650 L	93-	SI
XR	650 R	00-	SI

HYOSUNG			
XR	400	05-	HF

KAWASAKI			
KX	125 K2-M2	95-	RSI
KLX	250	98- 07	SI
KLX	250 S	09-	HF
KLX	250 SF	09-	HF
KX	250 K2-M2	95-	RSI
KLX	300 R A2	97-	SI
KLX	400 R	03-	SI
KLX	400 SR	03-	HF
KX	500 E8-	96-	RSI
KLX	650 R D1	96	SI

APRILIA			
	125 Tuareg	87-	HF
	125 Tuareg AS		HF
STX	125	84-	HF
ETX	350	86-	HF

BETA			
RX	50	84	HF
RX	125	84-	HF

GILERA			
RV	200		HF



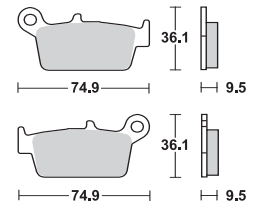
SHERCO			
SE	450 4.5i Enduro	04	SI

SUZUKI			
RM	125	05-	RSI
RM	125 T-K	96- 04	RSI
RM	250	05-	RSI
RM	250 T-K	96- 04	RSI
RMX	250 X-K1	99-	SI
DR-Z	400 S /E	00-	HF
DR-Z	400 SM	05-	RSI

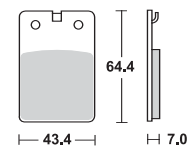
TM			
	85	01-	RSI
	125	01- 04	RSI
	125 Enduro	01- 04	SI
SMR	125	05-	RSI
	250	01- 04	RSI
	250 Enduro	01- 04	SI
	250 F	01- 04	RSI
	250 F Enduro	01- 04	SI
	300	01- 04	RSI
	300 Enduro	01- 04	SI
	400 F	01	RSI
	400 F Enduro	01	SI
SMF	400 F	02	RSI
SMR	400 F	03	RSI
	450 F	02- 04	RSI
	450 F Enduro	02- 04	SI
SMR	450 F	04-	RSI
SMX	450 F	03	RSI
SMX	450 F	04-	RSI
	530 F	01- 04	RSI
	530 F Enduro	01- 04	SI
SMR	530 F	03-	RSI
SMX	600 F	03	RSI
SMX	660 F	04-	RSI

YAMAHA			
WR	125	98- 02	SI
YZ	125	98- 02	RSI
WR	250	98- 02	SI
WR	250 F	01- 02	SI
YZ	250	98- 02	RSI
YZ	250 F	01- 02	RSI
WR	400 F	99- 00	SI
YZ	400 F	99	RSI
WR	426 F	01- 02	SI
YZ	426 F	00- 02	RSI

HF SI RSI CS RQ SBS 604


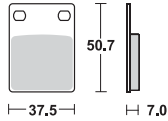


HF SBS 605



Dimensions in mm / Dimensions en mm
1" = 25.4 mm , 1 mm = 0.04"

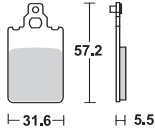
◆ Selection of compound - see page 138-139/Sélectionnement de composé de friction - voir page 138-139


SBS 606 HF

APRILIA

ETX	125 PV	86 -	HF
RX	125	86 -	HF
TX	125	86	HF

MOTO-MORINI

	125 KJ		HF
	350 Excalibur	87 -	HF
	350 K2	84 -	HF
	501 Excalibur	87	HF

SBS 607 HF

APRILIA

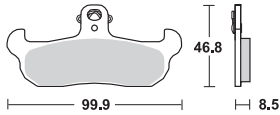
	50 Red Rose Classic	92 -	HF
	50 Tuareg	86 -	HF
	50 Tuareg Rally	90 -	HF
	125 Tuareg Wind	88	HF
	240 Climber	89 - 90	HF
	275 Climber	89 - 90	HF

ATK

ATK	560	89 - 91	HF
ATK	604	91 -	HF
ATK	604 Quadracer	90 -	HF

BETA

ALP		90	HF
ALP	50	91 -	HF
MX	50 Enduro	92	HF
TR	125 34	88	HF
TR	260 34	86 - 88	HF

SBS 608 HF SI RSI

APRILIA

AF-1		88	HF
AF1	125	87 -	HF

CAGIVA

WMX	50	89 -	HF
	125 Cross	86 -	SI
	125 Cruiser		HF
	125 Freccia	89	HF
	125 Supercity	92 -	HF
	125 Tamanaco		HF
	125 Tamanaco	89	HF
WMX	125	88	SI
WMX	125	89 - 90	SI
	250 Cross	86 -	SI
WMX	250	88	SI
WMX	250	89 - 90	SI

GILERA

	125 Apache	91 -	HF
RC	125 Top Rally	90 -	HF
RC	600 Top Rally	90 -	HF

HM

CRE	50	98 -	HF
-----	----	------	----

HUSABERG

	all models	89 - 92	SI
	350	91 -	SI
	500	91 -	SI
	501 Enduro		SI
	600 Enduro		SI

DERBI

	75 GPR	89	HF
GPR	75 Sport		HF

FANTIC

	50 Fast		HF
	50 Oasis	90 -	HF
	75 Oasis	89 -	HF

GARELLI

	50 Sahel	91 -	HF
--	----------	------	----

MALAGUTI

MDX	50 Gold Enduro	87 -	HF
MLX	50 Enduro	87 -	HF

PEUGEOT

XPLD	AV	90	HF
------	----	----	----

HUSQVARNA

	all models TE,TC, WR,CR,AE	89	SI
CR/WR	125	91	SI
WR	125	85 - 90	SI
WRK	125	90	SI
WR	240	87 -	SI
WR	240	91	SI
WRK	240	90	SI
CR	250	91	SI
WR/XC	250	87 - 90	SI
WR	260	90 -	SI
TE	350 Enduro	90	SI
WR	400	87 -	SI
	430 Auto	87 -	SI
CR	430	87 -	SI
WR	430	87 -	SI
XC	430	87 -	SI
XC	500	87 -	SI
	510	87 - 89	SI
	510	90 -	SI
TC	610 Cross	91	SI
TE	610	91 - 95	SI

KRAM-IT


ER	125	89 - 93	SI
MC	250	89	SI
ER	300	89	SI

MOTO-MORINI

	350 Coguaro		HF
	350 Coguaro, New York	90 -	HF
	350 Dart	88	HF
RLX	350 Excalibur	90 -	HF

Dimensions in mm / Dimensions en mm
1" = 25.4 mm , 1 mm = 0.04"

◆ Selection of compound - see page 138-139/Sélectionnement de composé de friction - voir page 138-139



MOTO-MORINI			
	400 Dart	89	HF
	501 Coguardo	89	HF
RLX	501 Excalibur	90-	HF

YAMAHA			
DT	125 Tenere	89- 90	HF
TDR	125 (Italy)	90- 93	SI

ZANELLA			
TZ4	125 Patagonia (ARG)	92-	HF

HONDA			
FL	350 R Odyssey	85- 87	HF
FL	400 R Pilot	89- 90	HF

ATK			
	all models	94	SI SI

CAGIVA			
	110 Passing	94-	HF
	600 Canyon	95-	HS

DERBI			
DXR	200 Quad (Front drum)	04-	SI
DXR	250 Quad (Front drum)	04-	SI

HONDA			
NSR	150	02-	HF

HOREX			
VR6	1200	11-	LS

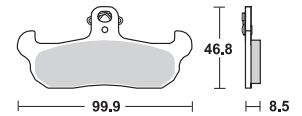
HUSQVARNA			
	all models CR,		
	TC,TE,WR	92- 94	SI

HYOSUNG			
	125 Aquila	00-	HF

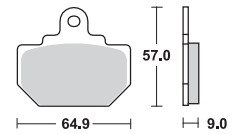
KAWASAKI			
KLX	125	10-	HF
KLX	125 D-Tracker	10-	HF
KX	125 G,H,J	89- 93	RSI
KDX	200 E5	93	SI
KDX	250 SR, D1-D4	91- 94	SI
KLX	250 S	09-	HF
KLX	250 SF	09-	HF
KX	250 G1,H1-2,J1-2	89- 93	RSI
EL	252	01-	HS
KLF	300 C1-C17 Bayou		
	Left/Rear	89- 05	SI
KLF	400 B1-B7 Bayou Left	93- 99	SI
KX	500 E1-E5	89- 93	RSI
KLR	650	08-	HS
KVF	650 Brute Force 4x4i		
	(F_, G_, H_) Left	05-	SI
KRF	750 Teryx 4x4 Left	08-	SI



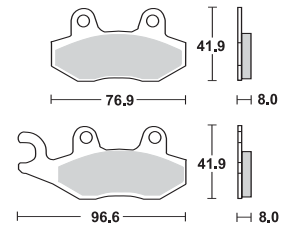
HF	SI	RSI	SBS 608
----	----	-----	---------



HF	SBS 610
----	---------



HF	HS	LS	SI	RSI	RQ	SBS 611
----	----	----	----	-----	----	---------




KAWASAKI			
KVF	750 Brute Force 4x4i		
	(A_, B_, C_, D_, E_, F_) Left	05-	SI

SUZUKI			
EN	125	05-	HF
RM	125 H	87	SI
RM	125 J	88	RSI
RM	125 K,L	89- 90	RSI
RM	125 M,N,P,R,S	91- 95	RSI
TS	125 R	89- 96	HF
TS	200 R	90- 94	HF
DR	250 L,M,N,EP,ER,ES	90- 95	HF
DR	250 SL,SM,SN,SEP, SER,SES	90- 95	HF
RM	250 H, J	87- 88	RSI
RM	250 K,L	89- 90	RSI
RM	250 M,N,P,R,S	91- 95	RSI
RMX	250 K,L,M,N,P,R,S	89- 95	RSI
LT-F	300 King Quad		
	Left/Rear	02-	SI
DR	350 L,M,N,P,R,S	90- 99	HF
DR	350 S,SH,SL,SM,SN, SP,SR,SE	90- 96	HF
LT-R	450 Left/Rear	06-	SI
LT-A	500 FY Quadmaster		
	Left	00-	SI
LT-F	500 F Right	98-	SI
RM	500 H	87-	RSI

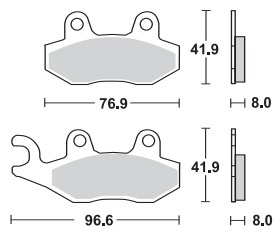
TRIUMPH			
	750 Trident Left/Rear	91-	HS LS
	800 America	03- 06	LS
	800 Bonneville	01- 04	LS
	800 Bonneville America	02-	LS
	800 Bonneville T100		
	Centennial Edition	02- 04	LS
	800 Bonneville T100 Paul Smith	06- 08	LS
	800 Speedmaster	03- 04	LS
	900 America	07-	LS

Dimensions in mm / Dimensions en mm
1" = 25.4 mm , 1 mm = 0.04"

◆ Selection of compound - see page 138-139/Sélectionnement de composé de friction - voir page 138-139



SBS 611 HF HS LS SI RSI RQ TRIUMPH



900 Bonneville	09 -	LS
900 Bonneville SE	09 -	LS
900 Bonneville T100	09 -	LS
900 Daytona, Sprint Left/Rear	93 HS	LS
900 Scrambler	06 -	LS
900 Speedmaster	05 -	LS
900 Thruxton	04 -	LS
900 Tiger Left/Rear	93- 98 HS	LS
900 Trident Left/Rear	91 -	HS LS
900 Trophy Left/Rear	91 - 95 HS	LS
T509 900 Speed Triple	97 - 98	LS
T595 950 Daytona	96 - 98	LS
955 Daytona	99 -	LS
Centennial	02 -	LS
955 Speed Triple	99 -	LS
955 Sprint RS	00 -	LS
955 Sprint ST	99 - 04	LS
1000 Trophy Left/Rear	91 - 95 HS	LS
1050 Speed Triple (Rad.cal)	05 - 07	LS
1050 Speed Triple (Rad.cal)	08 -	LS
1050 Sprint GT ABS	11 -	LS
1050 Sprint ST	05 -	LS
1200 Trophy Left/Rear	91 - 95 HS	LS

YAMAHA

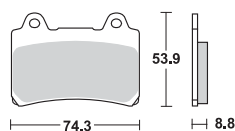
FZR 50	92 -	HF
YD 80	89 -	HF

YAMAHA

WR 125	91 - 97	SI
XTZ 125	05 -	HF
YZ 125	90 - 95	RSI
YZ 125	96 - 97	RSI
YZ 125 V, W	89	RSI
DT 200 WR	91 - 93	HF
WR 200	91 - 92	SI
TT-R 230	05 -	SI
TT 250 R	93 -	SI
WR 250	90	SI
WR 250	92 - 93	SI
WR 250	94 - 97	SI
WR 250 ZB	91	SI
YZ 250 A	90	RSI
YZ 250 B1-J1	91 - 97	RSI
YZ 250 V,W,WRW	89	RSI
YZ 250 WRA,WRB	90 - 91	RSI
TT 350	95 -	SI
YZ 360	89	SI
YXR 450 Rhino Left/Rear	06 -	SI
YZF 450 S Right	04 - 05	SI
YZF 450 S Right	06 -	SI
WR 500 B	91	SI
WR 500 ZD,ZE	92 - 93	SI
660 Rhino Left/Rear	05 -	SI
YFM 700 R Raptor Left/Rear	06 - 08	SI
YFM 700 RY	09 -	SI
YXR 700 Rhino Right/Rear	08 -	SI
XTZ 750 Super Tenere Left/Rear	89 - 95	HF

SBS 613 HF HS

YAMAHA



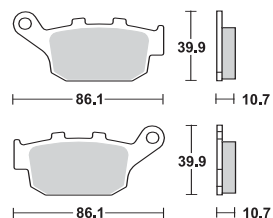
FZR 400 A	90	HS
SRX 400	85 - 86	HF
SRX 600	90 -	HS
FZR 750 R Genesis	87 - 88	HF
TRX 850	95 -	HS
FZR 1000 Genesis	87 - 89	HF
FJ 1200	88	HF
FJ 1200 ABS	91 - 93	HS
XJR 1200	94 - 98	HS
XJR 1200 SP	97 - 98	HS
XVZ 1300 A Royal Star	96 -	HS

YAMAHA

XVZ 1300 AT Royal Star Tour Classic	97 -	HS
XVZ 1300 Royal Star Boulevard	99 -	HS
XVZ 1300 Venture Royale	86 - 89	HF
XVZ 1300 Venture Royale	90 - 95	HS

SBS 614 HF LS RQ

BUELL




500 Blast	01 - 09	HF
XB9R 984 Firebolt	02 - 10	LS
XB9S 984 Lightning	03 - 10	LS
XB9SX 984 CityX	05 - 10	LS
M2 1200 Cyclone	98 - 02	LS
S1 1200 Lightning	98 - 02	LS
S1 1200 Whitelighting	98 - 02	LS
S3 1200 Thunderbolt	98 - 02	LS
X1 1200 Lightning	01 - 02	LS
XB12R 1200 Firebolt	04 - 08	LS
XB12R 1200 Firebolt	09 - 10	LS
XB12S 1200 Lightning	04 - 08	LS
XB12Scg 1200 Lightning	06 - 08	LS
XB12Scg 1200 Lightning	09 - 10	LS
XB12Ss 1200 Lightning Long	06 - 08	LS
XB12Ss 1200 Lightning Long	09 - 10	LS
XB12STT 1200 Super TT	07 - 10	LS
XB12X 1200 Ulysses	06 - 10	LS

HONDA

CBR 250 Hurricane	87 -	HF
CBR 250 R, RR	90	HF
CBR 250 RJ	88	HF
NSR 250 R, SP	90	LS
NSR 250 RJ	88 -	HF
RS 250 R	91 - 92	HF
VT 250 Spada	89	HF
VTR 250	98 -	HF
CB 400 Super Four	92 - 95	LS
CB-1 400 (CB 400 F)	89 - 90	LS
CBR 400 RR	87 - 89	LS
NTV 400 Bros II	88	HF
VFR 400 R	91 - 92	LS
VRX 400 T Roadstar	95 -	LS
NX 500 Dominator (Austria)	88 - 92	LS
NX 500 Dominator (Austria)	93 - 96	LS
NTV 600 Bros I	88 -	HF
NTV 600 Revere	88 - 92	HF

Dimensions in mm / Dimensions en mm
1" = 25.4 mm , 1 mm = 0.04"

◆ Selection of compound - see page 138-139/Sélectionnement de composé de friction - voir page 138-139



HONDA			
XL	600 V, Transalpino	91 - 93	LS
XL	600 V, Transalpino	94 - 96	LS
XL	600 V, Transalpino	97 - 99	LS
NT	650 Hawk GT	88 - 91	LS
NT	650 V Deauville	98 - 00	LS
NTV	650	94 -	LS
NTV	650 Bros	88 - 97	LS
NTV	650 Revere	88 - 93	LS
NX	650 Dominator	93 - 96	LS
NX	650 Dominator J-K	88 - 92	LS
XL	650 V Transalp	00 -	LS
XR	650 Africa Twin	88 - 89	LS
VFR	700 F Interceptor	88 - 89	LS
XL	700 Transalp	08 -	LS
XR	750 Africa Twin	90 - 92	LS
XR	750 Africa Twin	93 - 03	LS

MOTO-GUZZI			
	1000 Quota	92	HF

SUZUKI			
XF	650 Freewind	97 - 02	LS

KAWASAKI			
EX	250 R Ninja F2-F17	88 - 07	HF
GPX	250 R	88 -	HF
KR-1	250	88 - 89	HF
KR-1	250 S	90	HF
ZXR	250	90	HS
ZXR	250 R	89	HS
GPX	400	87 -	HF
GPZ	400 R	89 -	HS
ZR	400 Xanthus		
	(ZR 400D1)	92 - 95	HS
ZX-4	400	88 - 89	HF
EX	500 E1-E3	94 - 96	HS
GPZ	500	97 -	HS

YAMAHA			
XV	250 Virago	89 - 94	HF
XV	400 Virago, SPL	88 -	HF
XV	535 Virago	88 - 95	HF

YAMAHA			
YT	125 G, H, Tri Moto	80 - 81	HF



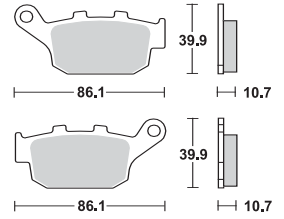
TRIUMPH			
	600 Daytona	04	LS
	600 Speed Four	03 -	LS
TT	600	00 - 03	LS
	650 Daytona	05 -	LS
	675 Daytona (Rad.cal)	06 - 08	LS
	675 Daytona R Triple		
	(Rad.cal)	11 -	LS
	675 Daytona Triple		
	(Rad.cal)	09 -	LS
	675 Street Triple	08 -	LS
	675 Street Triple R	09 -	LS
	800 Tiger	11 -	LS
	800 Tiger XC	11 -	LS

YAMAHA			
FZ6R	600	09 -	LS
XJ6	600 Diversion	09 -	LS

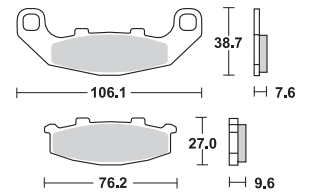
KAWASAKI			
GPZ	500 S (Austria)	94 - 96	HS
GPZ	500 S (Austria)	97 -	HS
ZR	550 B1-B3 Zephyr	90 - 92	LS
ZR	550 Zephyr (Germany)		
	fr.no.B024010-	93 -	HS

SUZUKI			
RGV	250	93 - 95	HF
RGV	250 Gamma, M	91 - 92	HF
Gsx	1100 G	94 - 95	LS

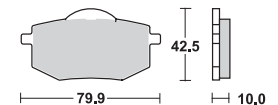
HF LS RQ SBS 614



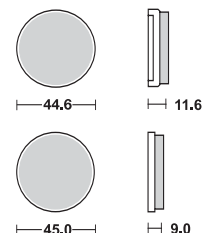
HF HS LS RQ SBS 615


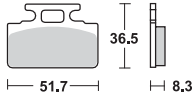


HF SBS 616



HF SBS 617




SBS 618 HF RQ

HONDA

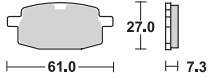
R	50 Monkey	88 -	HF
R	80 Lead	88 -	HF
NS	125	89	HF
R	125 Lead	88 -	HF
RS	125	95 -	RQ
RS	125 R	91 - 94	HF
NS	250	89	HF
RS	250 R	93 -	RQ

MORIWAKI

MD	250	09 -	RQ
----	-----	------	----

SYM

50 Feel-big	98 -	HF
50 Pure	98 -	HF

SBS 619 HF

BENELLI

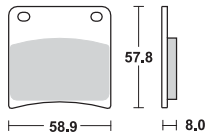
KB-X	50 Race		HF
------	---------	--	----

ITALJET

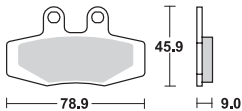
50 Scoop	93 -	HF
----------	------	----

YAMAHA

JOG-Z	50	88 - 89	HF
TZR	80	92 -	HF

SBS 620 HF HS LS

SUZUKI

GSX	400 F	89 -	HF
GSX	600 FJ-FK Katana	88 - 89	HF
GSX	600 FL-FV Katana	90 - 97	HS
GSX	750 FK-FT Katana	89 - 96	HS
VX	800 L-P	90 - 93	LS
GSX	1100 FJ-FK	88 - 89	HF
GSX	1100 FL-FS	90 - 95	HS
GSX	1100 GM,GN,GP	91 - 93	LS
GL	1400 Cavalcade	87 -	HF

SBS 621 HF

KTM

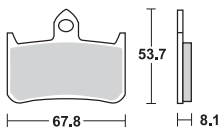
GS,EXC, Enduro Models			
EXC	125	90	HF HF
GS	125	88	HF HF
MX	125	88	HF HF
EXC	250	90	HF HF
GS	250	88	HF HF
MX	250	88	HF HF
EXC	300	90	HF HF
EXC	350	88 - 90	HF HF
GS	350	88 -	HF HF
MX	350	88	HF HF
MX	500	88	HF HF

KTM

EXC	600	88	HF HF
MX	600	88 -	HF HF

MAICO

all models			
		89	HF HF
all models			
		91	HF HF
GP	250 all models	89	HF HF
	350	93 -	HF HF
GP	400 all models	89	HF HF
	500	93 -	HF HF
GP	500 all models	89	HF HF

SBS 622 HF HS DC RS

HONDA


NS	125	89	HF
NS	250	89	HF
NSR	250 R, SP	90	HS
NSR	250 RJ	88 -	HF
RS	250 R	91 - 92	DC
NTV	400 Bros II	88	HF
RVF	400 RR (NC35)	90 - 96	HF
VFR	400 R	91 - 92	HS
VTR	400 R (NC 30)	90	HS
NTV	600 Bros I	88 -	HF
NTV	650 Bros	88 - 97	HS
NR	750	92 -	HS

HONDA

RVF	750 RR (RC-45)	94 - 98	HS
VFR	750 R	88 - 93	HS
CB	900 Hornet	02 -	HS
CBR	900 RR, Fireblade	92 - 95	HS
CBR	900 RR, Fireblade	96 - 97	HS
CB	1000 F (Big One)	93 - 97	HS
VTR	1000 F Firestorm	97 -	HS
CB	1300 X-4	97 -	HS

Dimensions in mm / Dimensions en mm
1" = 25.4 mm , 1 mm = 0.04"

◆ Selection of compound - see page 138-139/Sélectionnement de composé de friction - voir page 138-139

**HONDA**

RVF	400 RR (NC35)	90 - 96	HF
VFR	400 R	87 - 90	LS
VTR	400 R (NC 30)	90	LS
RVF	750 RR (RC-45)	94 - 98	LS
VFR	750 R	88 - 93	LS

MZ

1000 (MUZ) S	03 -	HS
1000 (MUZ) SF	05 -	HS
1000 (MUZ) SFX	07 -	HS
1000 (MUZ) SN	05 -	HS
1000 (MUZ) ST	07 -	HS

NISSIN

4 Piston Caliper ◆

SUZUKI

RGV	250	88	HS
GSX-R	400 R	90 - 95	HS
GSX-R	750	88	HS
GSX-R	750 F	89 - 91	HS
GSX-R	750 W	92 - 93	HS
GSX	1100 F	93 -	HS
GSX	1100 Katana	93 -	HS
GSX-R	1100 K-N	89 - 92	HS
GSF	1200 Bandit	95 - 96	HS

TRIUMPH

600 Daytona	04	HS
600 Speed Four	03 -	HS
TT 600	00 - 03	HS
650 Daytona	05 -	HS
750 Daytona	91 - 92	HS
900 Daytona	91 - 94	HS
900 Daytona, Sprint	94 -	HS
900 Speed Triple	94 -	HS
900 Trophy	96 -	HS
T509 900 Speed Triple	97 - 98	HS
T595 950 Daytona	96 - 98	HS
955 Daytona	99 -	HS
955 Daytona Centennial	02 -	HS

DERBI

1001, 1002	- 81	HF	HF
FD Yumbo	- 84	HF	
FD Yumbo Extra	- 84	HF	
FDS	- 84	HF	
FDT	- 84	HF	
75 Sport, Coppa	- 84	HF	
250 T	- 82	HF	

MALANCA

50 Mozzi Motor	- 82	HF
----------------	------	----

PUCH

50 Monza Lujo	- 85	HF
M82 50 Cobra	- 85	HF

**TRIUMPH**

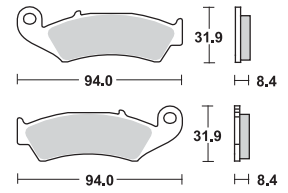
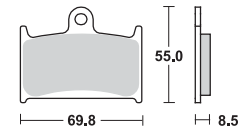
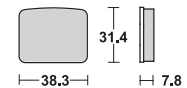
955 Speed Triple	99 -	HS
955 Sprint RS	00 -	HS
955 Sprint ST	99 - 04	HS
1000 Daytona	91 - 95	HS
1050 Sprint GT ABS	11 -	HS
1050 Sprint ST	05 -	HS
1200 Daytona	91 -	HS
1200 Trophy	96 - 03	HS
1600 Thunderbird	09 -	HS
1700 Thunderbird Storm	11 -	HS
2300 Rocket III	04 -	HS
2300 Rocket III Classic	07 -	HS
2300 Rocket III Roadster	10 -	HS

VICTORY

1634 Hammer	08	HS
1634 Kingpin all models	08 -	HS
1634 Vegas	08 -	HS
1634 Vegas 8-Ball	08 -	HS
1634 Vegas Jackpot	08	HS
1731 Hammer	09 -	HS
1731 Hammer S	09 -	HS
1731 Vegas Jackpot	09 -	HS

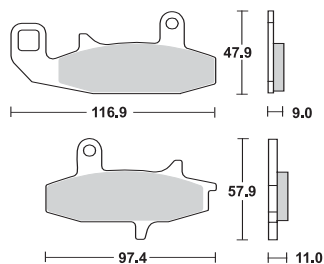
YAMAHA

TZ 125	97 -	DC
TZ 250	90 - 01	DC
TZ 250 (Rad.cal)	02 -	DC
FZR 750 R	89 - 90	HS

HF LS RQ**SBS 623****HF HS DC RS****SBS 624****HF****SBS 625**



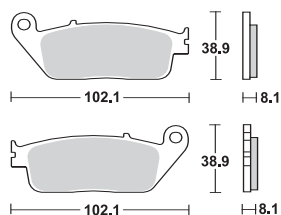
SBS 626 HF HS



SUZUKI

DR	600 RK Djebel	89	HF
DR	650 R	92	HS
DR	650 RS, RSE	90-95	HS
DR	650 SL,SM,SN,SP, SR,SS	90-95	HS
DR	750 Big	89-90	HS
DR	750 S, Big	88	HF
DR	800 S, Big	90	HS
DR-Z	800	88-89	HS
DR-Z	800	90	HS

SBS 627 HF HS DC RS



BUELL

500 Blast	01-09	HF
-----------	-------	----

CAGIVA

900 Gran Canyon	99-	HS
1000 Navigator, T	00-	HS

HONDA

RS	125 R	91-94	HF
XLR	125 R	98-	HF
	250 Steed	93-	HF
CB	250	92-05	HF
CBR	250 Nighthawk	92-	HF
CBR	250 R	11-	HS
CBR	250 R, RR	90	HF
CBR	250 RJ	88	HF
CN	250 Helix (Fusion)	93-	HF
VT	250 Spada	89	HF
CB-1	400 (CB 400 F)	89-90	HS
CBR	400 RR	87-89	HS
NV	400 Steed	92-93	HS
CB	500	94-96	HS
	600 Steed	92-	HS
CB	600 Hornet	98-99	HS
CB	600 Hornet	00-01	HS
CB	600 Hornet	02-06	HS
CB	600 Hornet	07-	HS
CB	600 Hornet S	00-	HS
CBF	600	04-07	HS
CBR	600 F	11-	HS
CBR	600 F3	95-98	HS
VT	600 C, Shadow	94-00	HS
VT	600 CD Shadow VLX	94-00	HS
FMX	650	05-08	HS
NT	650 Hawk GT	88-91	HS
NTV	650 Revere	88-93	HS
VFR	700 F Interceptor	88-89	HS
CB	750 N, F, Seven Fifty	92-	HS
VFR	750 F	88-89	HS
VFR	750 F	90-98	HS
PC	800 Pacific Coast	89-97	HS
VFR	950 F, Carat	92-	HS
CBR	1000 F	89-92	HS
VFR	1000	89	HS
ST	1100	90-02	HS
ST	1100 ABS-TCS	92-95	HS
VT	1100 C Shadow	94-96	HS
VT	1100 C2 Shadow A.C.E.	95-	HS
VT	1100 C2 Y	00-	HS
VT	1100 C3 Shadow Aero	98-	HS
VT	1100 T Shadow	98-	HS
VT	1300 Fury	10-	HS
VTX	1300 C	04-	HS
VTX	1300 S	03-	HS
GL	1500 F6 C Valkyrie	96-02	HS

HYOSUNG

125 V2	99-	HF
250 Aquila	00-	HF

KAWASAKI

Z 750, ABS	07-	HS
------------	-----	----

KYMCO

250 Venox	01-	HF	HF
-----------	-----	----	----

SUZUKI

250 Impulse	95	HS
GSX 400 Impulse	94-96	HS
RF 400 RVC	93-97	HS
GSF 600 N, S Bandit	95-99	HS
RF 600 R	93-96	HS

TRIUMPH


675 Street Triple	08-	HS
800 America	03-06	HS
800 Bonneville	01-04	HS
800 Bonneville America	02-	HS
800 Bonneville T100 Centennial Edition	02-04	HS
800 Bonneville T100 Paul Smith	06-08	HS
800 Speedmaster	03-04	HS
800 Tiger	11-	HS
800 Tiger XC	11-	HS
900 Adventurer	96-	HS
900 America	07-	HS
900 Bonneville	05-08	HS
900 Bonneville	09-	HS
900 Bonneville SE	09-	HS
900 Bonneville T100	05-08	HS
900 Bonneville T100	09-	HS
900 Legend TT	99-	HS
900 Scrambler	06-	HS
900 Speedmaster	05-	HS
900 Thruxton	04-	HS
900 Thunderbird	96-	HS
900 Thunderbird Sport	03-	HS
900 Tiger	99-00	HS
955 Tiger	01-04	HS
955 Tiger	04-06	HS

VOXAN

1000 Scrambler	01-03	HF
----------------	-------	----

YAMAHA

WR 125 R, XY	09-	HF
WR 250 X	08-	HS



HONDA			
Lead	80 SS	85	HF

HONDA			
TLM	220	89-	HF
AX-1	250	90	HF
CRM	250 R	90	HF
XLR	250 R Baja	88- 90	SI
TLM	260 R	90-	HF

DAELIM			
	125 Roadwin	04-	HF
	125 Rocket	99-	HF
VL	125 Daystar	00-	HF
VT	125 Evolution	00-	HF
VT	125 Magna	97-	HF
	250 Roadwin	08-	HF

HONDA			
VRX	400 T Roadstar	95-	HS
DN-01	680	08-	LS
VF	750 C, CD Magna	94- 98	HS
VFR	750 F	88- 89	LS
VFR	750 F	90- 98	LS
VFR	950 F, Carat	92-	LS
CBR	1000 F	89- 92	LS
VFR	1000	89	LS
GL	1500 F6 C Valkyrie	96- 02	LS

BERINGER			
	4 Piston Caliper	◆	

HUSABERG			
FS	400 e, c	01 - 03	RSI
FS	450 e, c	03 - 05	RSI
FS	650 e, c	01-	RSI

KAWASAKI			
KR-1	250 S	90	HF
ZX-4	400	90	HS
ZXR	400	89- 90	HF
ZZR	400	90- 94	HS
GPZ	500	93- 95	HS
ZZR	500 (Austria)	90- 92	HS
ZZR	500 (Austria)	93-	HS
	600 R, Ninja	89-	HF
ZX-6R	600 D1-D4 (ZX6)	90- 93	HS
ZX-6R	600 E1-E5 (Ninja ZX6)	93- 97	HS
ZX-6R	600 F1-F3		
	(Ninja ZX6R)	95- 97	HS



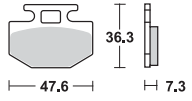
TRIUMPH			
	900 Adventurer	96-	LS
	900 Legend TT	99-	LS
	900 Thunderbird	96-	LS
	900 Thunderbird Sport	03-	LS
	900 Tiger	99- 00	LS
	955 Tiger	01 - 04	LS

VICTORY			
	1634 Hammer	08	LS
	1634 Kingpin all models	08-	LS
	1634 Vegas	08-	LS
	1634 Vegas 8-Ball	08-	LS
	1634 Vegas Jackpot	08	LS
	1731 Cross Country	10-	LS
	1731 Cross Roads	10-	LS
	1731 Hammer	09-	LS
	1731 Hammer S	09-	LS
	1731 Vegas Jackpot	09-	LS
	1731 Vision all models	08-	LS

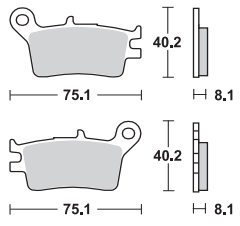
KAWASAKI			
ZZR	600	90 - 92	HS
ZZR	600	93 - 05	HS
ZX-7R	750 Ninja	89 - 95	HS
ZXR	750 R	89 - 92	HS
ZXR	750 R	93 - 95	HS
GPZ	900 R	90 - 96	HS
ZX-9R	900 Ninja	94 - 95	HS
ZR	1100 Zephyr	92 - 95	HS
ZX	1100 D1-D5 ZX-11	93 - 97	HS
ZZR	1100	90 - 93	HS
ZZR	1100	94 - 01	HS
ZZR	1200	02 -	HS
VN	1700 Voyager	09 -	HS
VN	2000	04 -	HS

MOTO-MASTER			
	Supermoto		
	Racing Caliper	◆	

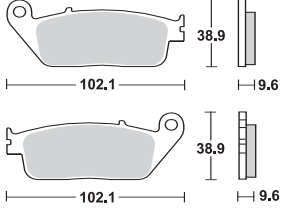
HF **SBS 628**



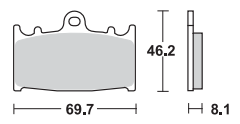
HF SI RSI **SBS 629**



HF HS LS **SBS 630**



HF HS RSI DC RS **SBS 631**

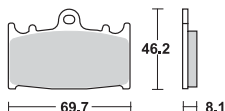


Dimensions in mm / Dimensions en mm
1" = 25.4 mm , 1 mm = 0.04"

◆ Selection of compound - see page 138-139/Sélectionnement de composé de friction - voir page 138-139


SBS 631 HF HS RSI DC RS
SUZUKI

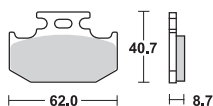
RG	125 F, Gamma	92- 96	HF
RG	200 Gamma	91-	HS
	250 Cobra	90-	HS
	250 Wolf	90-	HS
GSX-R	250 R	89-	HS
RGV	250	93- 95	HF
RGV	250 Gamma, M	91- 92	HF
RGV	250 K	89- 90	HF
TV	250 J	88	HF
	350 Goose	92-	HF
GSF	400 Bandit	93- 97	HS
GSX	400 S, Katana	92-	HS
GSX-R	400	88- 89	HF
GSR	600	06-	HS
GSX-R	600	97- 00	HS


SUZUKI

GSX-R	600	01- 03	HS
GSF	650 Bandit	07-	HS
GSF	650 Bandit ABS	07-	HS
GSF	650 S Bandit	07-	HS
GSF	650 S Bandit ABS	07-	HS
GSX	650 F	08-	HS
GSX-R	750 Y	00- 03	HS
SV	1000 , S	03-	HS
TL	1000 S V-Twin	97- 01	HS
GSF	1200 Bandit	06	HS
GSF	1200 S Bandit	06	HS
GSF	1250 Bandit ABS	06	HS
GSF	1250 S Bandit ABS	06	HS
GSX	1250 FA	10-	HS

SBS 632 HF SI RSI
CANNONDALE

MX	400	00-	RSI
C	440 R	03-	RSI
E	440 , A, R	03-	RSI
S	440	03-	HF
X	440	03-	RSI


SUZUKI

RM	250 K,L	89- 90	RSI
----	---------	--------	-----

YAMAHA

FZR	50	92-	HF
YD	80	89-	HF
DT	125 X Supermotard	05-	HF
WR	125	91- 97	SI
YZ	125	90- 95	RSI
DT	200 WR	91- 93	HF
WR	200	91- 92	SI
TT	250 R	93-	SI
TY	250 Z (Scottish)	96-	RSI
WR	250	90	SI
WR	250	92- 93	SI
WR	250	94- 97	SI
WR	250 ZB	91	SI
XG	250 Tricker	05-	HF
YZ	250 A	90	RSI
YZ	250 WRA,WRB	90- 91	RSI
TT	350	95-	SI
WR	500 ZD,ZE	92- 93	SI
TT	600 R	93- 95	HF

KAWASAKI

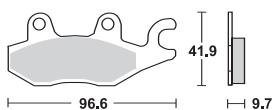
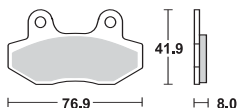
KDX	125 A, B	90- 94	SI
KX	125 G,H,J	89- 93	RSI
KX	125 K1	94	RSI
KDX	200 E5	93	SI
KDX	200 E6, H1-H9	94- 99	SI
KDX	200 SR, E1-E4	89- 92	SI
KDX	220 R A4	97-	SI
KDX	250 SR, D1-D4	91- 94	SI
KLX	250 D1-D4, ES	93- 96	SI
KX	250 G1,H1-2,J1-2	89- 93	RSI
KX	250 K1	94	RSI
KX	500 E1-E5	89- 93	RSI
KX	500 E6-E7	94- 95	RSI
KLX	650 A1-3, C1-4	93- 96	SI
KLX	650 R	93- 95	SI

SUZUKI

RM	125 K,L	89- 90	RSI
TS	125 R	89- 96	HF
TS	200 R	90- 94	HF
	250 Djebel	93-	HF
DR	250 L,M,N,EP,ER,ES	90- 95	HF
DR	250 SL,SM,SN,SEP, SER,SES	90- 95	HF

SBS 633 HF LS SI RSI
MZ

	125 SM, SX	99- 01	HF
	125 SM, SX	02-	HF
RT	125	06-	HF HF


TRIUMPH


	750 Daytona	91- 92	LS
	900 Daytona	91- 94	LS
	900 Daytona Super III	94-	LS
	900 Trophy	96-	LS
	1000 Daytona	91- 95	LS
	1200 Daytona	91-	LS
	1200 Trophy	96- 03	LS

VOXAN

	1000 Scrambler	01- 03	HF
--	----------------	--------	----

YAMAHA

XTZ	750 Super Tenere		
	Left/Rear	89- 95	HF



YAMAHA			
TZR	125	94	HF
TZR	125 R	94-	HF
TZR	250	89- 92	HF
FZR	400 R	91 -	HS
FZ6	600 Fazer S2	07-	HS
FZ6	600 Fazer S2 ABS	07-	HS
FZ6	600 S2	07-	HS
FZ6	600 S2 ABS	07-	HS
FZS	600 Fazer	98- 03	HS
FZS	600 S Fazer	01- 03	HS
YZF	600 R Thunder Cat	96- 03	HS
YZF	600 R6	99- 02	HS
YZF	600 R6	03- 04	HS
YZF	600 R6 (Rad.cal)	05	HS
YZF	600 R6 (Rad.cal)	06-	HS
YZF	750 R7 OW02	99-	HS
	800 Fazer 8	10-	HS
FZ8	800	10-	HS
TDM	900	02-	HS

SUZUKI			
RG	125 F, Gamma	92- 96	HF
	200 Wolf	92-	HF
RG	200 Gamma	91 -	LS
DR	600 RK Djebel	89	HF
DR	650 R	92	LS
DR	650 RS, RSE	90- 95	LS
DR	650 SL,SM,SN,SP, SR,SS	90- 95	LS
DR	750 Big	89- 90	LS
DR	800 S, Big	90	LS

YAMAHA			
DT	125 Tenere Scout	90-	HF

BETA			
SR	34	89	HF
TR	34	92-	HF
TR	36	92-	HF
	50 Super Trial	92	HF
MX	50 Enduro	92	HF
TRIAL	125	97-	HF
	240 Super Trial	92	HF
ALP	240	92	HF
	250 Zero	91 -	HF
ALP	250	92	HF
	260 Synt	92	HF
	260 Zero	91 -	HF
TR	260 34,35,ZERO	89- 92	HF

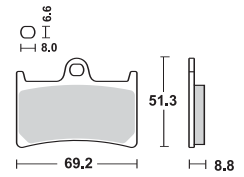
YAMAHA			
YFS	200 U-P Blaster	88- 02	SI



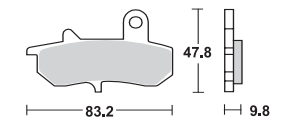
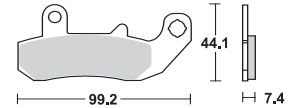
YAMAHA			
FZ1	1000 Fazer	06 -	HS
FZS	1000 Fazer	01 - 05	HS
YZF	1000 R Thunder Ace	96 -	HS
YZF	1000 R1	98 - 01	HS
YZF	1000 R1	02 - 03	HS
YZF	1000 R1 (Rad.cal)	04 - 06	HS
YZF	1000 R1 SP (Rad.cal)	06	HS
BT	1100 Bulldog	02 -	HS
XT	1200 Z Super Tenere	10 -	HS
FJR	1300	01 -	HS
FJR	1300 ABS	03 - 05	HS
XJR	1300	99 - 01	HS
XJR	1300	02 -	HS
XJR	1300 SP	01	HS
	1700 MT-01 (Rad.cal)	05 - 06	HS
XV	1700 PC Road Star Warrior	03 -	HS
XV	1700 Road Star Warrior	02	HS
XV	1900 Midnight Star	06 -	HS

YAMAHA			
DTZ	125 Tenere	90 -	HF

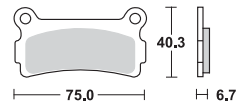
HF HS DC RS DS SBS 634



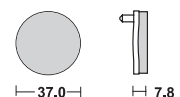
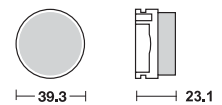
HF LS SBS 635



HF SBS 636




HF SI RSI SBS 637

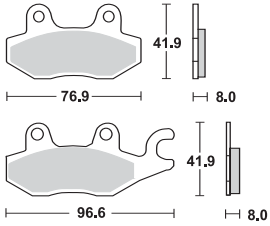


Dimensions in mm / Dimensions en mm
1" = 25.4 mm , 1 mm = 0.04"

◆ Selection of compound - see page 138-139/Sélectionnement de composé de friction - voir page 138-139



SBS 638 HF HS LS SI RSI RS RQ



AEON			
125 Overland	02 -	SI	
180 Overland	02 -	SI	
180 Roadster	02 -	SI	

ARCTIC CAT			
50 DVX	06 -	SI	
90 DVX	06 -	SI	

CAGIVA			
500 Canyon	99 -	LS	
600 Canyon	95 -	LS	
900 Canyon I.E.	97 -	LS	
900 Elefant I.E.	91 -	LS	
900 Gran Canyon	99 -	LS	
1000 Navigator, T	00 -	LS	

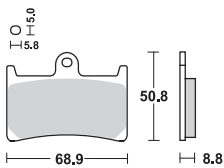
HONDA			
CA 250 Rebel	90 -	HF	

JINCHENG			
JC 125 2A/3A	97 -	HF	

KAWASAKI			
BN 125 Eliminator A3	00 -	HF	
EX 250 R Ninja	08 -	HF	HF
KLF 300 C1-C17 Bayou Right	89 - 05	SI	
KLF 400 B1-B7 Bayou Right	93 - 99	SI	
KLR 650	08 -	LS	
KVF 650 Brute Force 4x4i (F_, G_, H_) Right	05 -	SI	
KRF 750 Teryx 4x4 Right	08 -	SI	
KVF 750 Brute Force 4x4i (A_, B_, C_, D_, E_, F_) Right	05 -	SI	

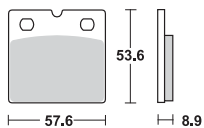
KREIDLER			
125 Florett D	07 -	HF	
125 Florett RMC-F	07 -	HF	

SBS 639 HF



YAMAHA			
FZR 250 R	89 -	HF	
R1-Z 250	90 -	HF	

SBS 640 HF HS



BMW			
K75 750	90	HS	
K75 750 RT	91 -	HS	
R80 800 R	93 -	HS	
K100 1000 LT ABS	89	HS	
K100 1000 RS ABS	88 - 89	HS	
R100 1000 RS	93 -	HS	

MOTOR UNION


HK 250 Haoke	97 -	HF	
--------------	------	----	--

SUZUKI			
LT-F 300 King Quad Right	02 -	SI	
LT-R 450 Right	06 -	SI	
LT-A 500 FY Quadmaster Right	00 -	SI	

LT-F 500 F Left	98 -	SI	
DR 800 S, Big	91 - 95	LS	
DR 800 ST Big	96 -	LS	

TRIUMPH			
750 Trident Right	91 -	HS	
900 Bonneville	05 - 08	LS	
900 Bonneville T100	05 - 08	LS	
900 Daytona, Sprint	94 -	LS	
900 Daytona, Sprint Right	93	HS	
900 Speed Triple	94 -	LS	
900 Tiger Right	93 - 98	HS	
900 Trident Right	91 -	HS	
900 Trophy Right	91 - 95	HS	
955 Tiger	04 - 06	LS	
1000 Trophy Right	91 - 95	HS	
1050 Tiger	07 -	LS	
1050 Tiger SE (Rad.cal)	09 -	LS	
1200 Trophy Right	91 - 95	HS	

YAMAHA			
FZR 50	90 -	HF	
YBR 250	07 -	HF	
YXR 450 Rhino Right	06 -	SI	
YZF 450 S Left/Rear	04 - 05	SI	
YZF 450 S Left/Rear	06 -	SI	
660 Rhino Right	05 -	SI	
YFM 700 R Raptor Right	06 - 08	SI	
YFM 700 RY	09 -	SI	
YXR 700 Rhino Left/Rear	08 -	SI	SI
XTZ 750 Super Tenere Right	89 - 95	HF	



APRILIA			
	125 Tuareg Rally	90-	HF
RX	125	90-	HF
RX	125	91	HF
RX	125	91 - 92	HF
	350 Tuareg	88 - 89	HF
	350 Tuareg Wind	90-	HF
	600 Pegaso	90-	HF
	600 Tuareg	88 -	HF
	600 Tuareg Wind	90-	HF

CAGIVA			
	50 Super City	93-	HF
	80 Super City	94-	HF

CAN-AM			
DS	450	08-	SI

POLARIS			
	250 Trail Boss	88 - 90	ATS
	300 Sportsman 4x4	08 -	ATS
	325 Xpedition	00 - 01	ATS
	325 Xpedition	02 -	ATS
	330 E Trail Blazer	08 -	ATS
	450 Outlaw MXR	08 -	ATS
	500 E Scrambler 2x4, 4x4	08 -	ATS
	500 Revolver	06 -	ATS
	500 Sportsman HO	03 -	ATS

POLARIS			
	250 Cyclone	87	HF
	250 Trail Boss	88 - 90	HF

BMW			
R80	800 R	91 -	HS
K1	1000	89	HS
K100	1000 LT	92 -	HS
K100	1000 RS	90 -	HS
R100	1000 R	91 -	HS
R100	1000 R	92 -	HS
K1100	1100 LT/SE	92 -	HS
K1100	1100 RS	93 -	HS
R1100	1100 RS	93	HS

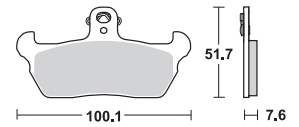


CAGIVA			
	125 Freccia C 12 R	91 -	HF
	125 Mito	91 - 92	HF
	125 W 8	96 -	HF
K7	125	91 -	HF
N1	125	96 -	HF
N90	125	91 -	HF
	350 W 12	92 -	HF
	600 W 16	95 -	HF
	750 Elefant Bifaro	90 -	HF

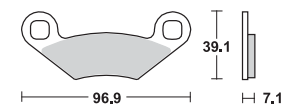
MOTO-MORINI			
	350 Dart	90 -	HF
	400 Dart	90 -	HF

POLARIS			
	600 Sportsman	03 -	ATS
	700 Sportsman	02 -	ATS
	700 Sportsman MV 700	05 -	ATS
	800 RZR	08 -	ATS
	800 Sportsman	05 -	ATS

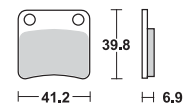
HF SBS 641



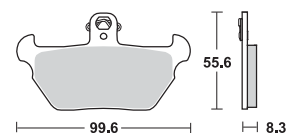
HF SI RSI ATS SBS 642




HF SBS 643

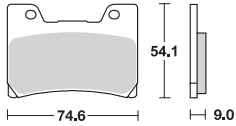


HF HS SBS 644





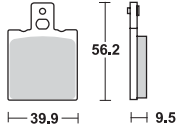
SBS 645 HF HS



YAMAHA

FZR	500 R (Austria)	90 - 91	HS
FZR	600 R	90 - 91	HS
TDM	850	96 - 01	HS
FZR	1000 EX UP	90 - 91	HS
V-MAX	1200 SPL,E,EC,F,FC,G, GC,H,HC,J,J,C	93 - 03	HS

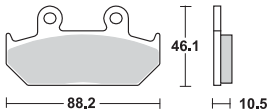
SBS 646 HF



HONDA

CRM	125 , R	90 - 98	HF
NSR	125 F, R	90 - 92	HF
NSR	125 R, Italy	89 -	HF

SBS 647 HF HS



CAGIVA

	500 Canyon	99 -	HS
	900 Canyon I.E.	97 -	HS
	900 Elefant I.E.	91 -	HS

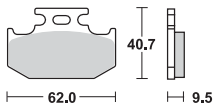
HONDA

CB	125 TT	90	HF
NX	500 Dominator (Austria)	88 - 92	HS
VT	600 C, Shadow	88 - 93	HS
XL	600 V, Transalpino	91 - 93	HS
NX	650 Dominator J-K	88 - 92	HS

HONDA

XRV	650 Africa Twin	88 - 89	HS
GL	1500 A, SE, I Gold Wing	94 -	HS
GL	1500 Gold Wing, Gold Wing SE	88 -	HS
GLX	1500	88 -	HF

SBS 648 HF SI RSI



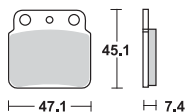
SUZUKI

RM	125 M,N,P,R,S	91 - 95	RSI
DR-Z	250	01 -	SI
RM	250 M,N,P,R,S	91 - 95	RSI
RMX	250 K,L,M,N,P,R,S	89 - 95	RSI
RMX	250 T-W	96 - 98	RSI
DR	350 L,M,N,P,R,S	90 - 99	HF
DR	350 S,SH,SL,SM,SN, SP,SR,SE	90 - 96	HF
DR	350 V, W, X	97 -	SI
DR	650 SE T-W	96 -	HF

YAMAHA

YZ	125	96 - 97	RSI
YZ	250 B1-J1	91 - 97	RSI
WR	400 F	98	SI
YZ	400 F	98	RSI

SBS 649 HF SI RSI



ARCTIC CAT

	400 DVX	04 -	SI
--	---------	------	----

HYOSUNG

TE	400	05 - 06	SI
TE	450	07 -	SI

KAWASAKI

KFX	400	02 -	SI
-----	-----	------	----

SUZUKI


LT	250 RJ-RR	88 - 94	SI
LT-Z	400 Quad Sport	02 -	SI

SUZUKI

LT-R	450 Left/Rear	06 -	SI
LT	500 RH-RR	87 - 95	SI

Dimensions in mm / Dimensions en mm
1" = 25.4 mm , 1 mm = 0.04"

◆ Selection of compound - see page 138-139/Sélectionnement de composé de friction - voir page 138-139



YAMAHA			
	400 Artesia	91 -	HS
XT	500 E (Austria)	90 - 96	HS
XT	600 E	90 -	HS
XT	600 K	91 -	HS
XTZ	660 Tenere	91 - 98	HS

APRILIA			
	125 Pegaso	92 -	HF
	125 Tuareg Rally	92	HF
MX	125	04 -	HF
MX	125 Supermoto	07 -	HF
SX	125	08 -	HF
	600 Pegaso	90 -	HF
	650 Pegaso	92 - 94	HF

CAGIVA			
WMX	50	89 -	HF

APRILIA			
	125 Classic	96 -	HF
	125 Pegaso	90 - 91	HF
	125 Red Rose	90 -	HF
	125 Tuareg Rally	92	HF
	125 Tuareg Wind	90 -	HF

HRD			
	50 GS Enduro	00 - 02	HF
	125 Supermotard	00 - 02	HF
	125 Trail	00 - 02	HF

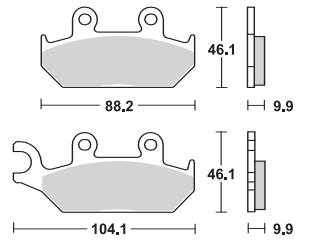
YAMAHA			
DT	125 Tenere Scout	90 -	HF
DTZ	125 Tenere	90 -	HF

HONDA			
VTR	250	98 -	HF
CB	400 Super Four	92 - 95	HS
NTV	650	94 -	HS
ST	1100	90 - 02	LS
ST	1100 ABS-TCS	92 - 95	LS

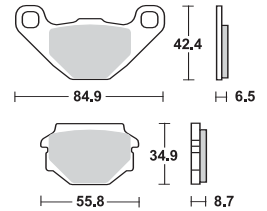
YAMAHA			
	1700 MT-01 (Rad.cal)	05 - 06	LS
	1700 MT-01 (Rad.cal)	07 -	LS



HF HS SBS 650



HF SBS 651

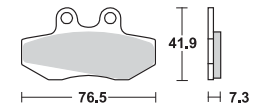


HF SBS 652

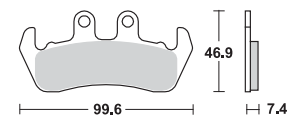
ITALJET			
SM	125	02 -	HF

RIEJU			
MRX	125	03 -	HF
SMX	125	03 -	HF

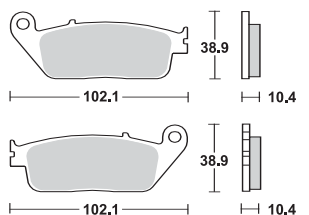
SIMSON			
	125 SM	01 -	HF



HF SBS 653



HF HS LS SBS 654



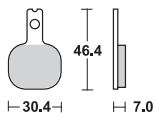
Dimensions in mm / Dimensions en mm
1" = 25.4 mm , 1 mm = 0.04"

◆ Selection of compound - see page 138-139/Sélectionnement de composé de friction - voir page 138-139



SBS 655 HF DC

ISR CALIPERS

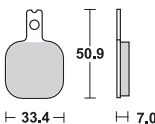


1 set = 6 pcs.

- 2 Piston (22-036) ◆
- 4 Piston (22-043) ◆
- 6 Piston Racing
- Caliper, small ◆

SBS 656 HF DC

HARRISON/BILLET CALIPERS



1 set = 6 pcs.

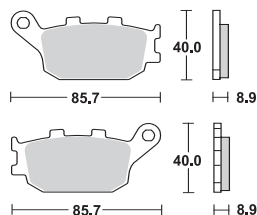
- Mini-6 ◆

ISR CALIPERS

- 6 Piston Racing
- Caliper, large ◆

SBS 657 HF LS RQ

HONDA



KAWASAKI

CBR	400 F	92 -	LS
CBF	500	04 -	LS
CBF	500 ABS	04 -	LS
CB	600 Hornet	98 - 99	LS
CB	600 Hornet	00 - 01	LS
CB	600 Hornet	02 - 06	LS
CB	600 Hornet (Japan)	98 -	LS
CB	600 Hornet ABS	07 -	LS
CB	600 Hornet S	00 -	LS
CBF	600	04 - 07	LS
CBF	600 N	08 -	LS
CBF	600 S	08 -	LS
CBR	600 F, Super Sport	91 - 94	LS
CBR	600 F3	95 - 98	LS
CBR	600 F4, F4 Sport	99 -	LS
CBR	600 RR	03 - 04	LS
CBR	600 RR (Rad.cal)	05 - 06	LS
FMX	650	05 - 08	LS
NT	650 V Deauville	01	LS
XL	700 Transalp ABS	08 -	LS
CB	750 N, F, Seven Fifty	92 -	LS
NR	750	92 -	LS
CB	900 Hornet	02 -	LS
CBR	900 RR Fireblade	98 - 99	LS
CBR	900 RR Fireblade	00 - 01	LS
CBR	900 RR Fireblade	02 - 03	LS
CBR	900 RR, Fireblade	92 - 95	LS
CBR	900 RR, Fireblade	96 - 97	LS
CB	1000 F (Big One)	93 - 97	LS
CBF	1000	06 -	LS
CBF	1000 Limited Edition	09 -	LS
CBR	1000 RR Fireblade		
	(Rad.cal)	04 - 05	LS
VTR	1000 F Firestorm	97 -	LS
VTR	1000 SP-1, SP-2	00 -	LS
VT	1100 C2 Shadow		
	A.C.E.	95 -	LS
VT	1100 C2 Y	00 -	LS
VT	1100 C3 Shadow Aero	98 -	LS
VT	1100 T Shadow	98 -	LS
CB	1300	05 -	LS
VT	1300 Fury	10 -	LS
VTX	1300 C	04 -	LS
VTX	1300 S	03 -	LS

Z	750 , ABS	07 -	LS
Z	750 R	11 -	LS
KLV	1000 Left/Rear	04 -	LS
Z	1000	07 - 09	LS
Z	1000 (Rad.cal)	10 -	LS

SUZUKI


DL	650 V-Strom Left/Rear	04 -	LS
GSF	650 Bandit	07 -	LS
GSF	650 Bandit / S Bandit		
	Left/Rear ABS	06	LS
GSF	650 Bandit ABS	07 -	LS
GSF	650 S Bandit	07 -	LS
GSF	650 S Bandit ABS	07 -	LS
GSX	650 F	08 -	HF
SFV	650 Gladius Left/Rear	09 -	LS
SV	650 ,S Left/Rear	03 -	LS
GSR	750 Left/Rear	11 -	LS
DL	1000 V-Strom Left/Rear	02 -	LS
SV	1000 , S	03 -	LS
GSF	1200 Bandit	06	LS
GSF	1200 S Bandit	06	LS
GSF	1250 Bandit ABS	06	LS
GSF	1250 S Bandit ABS	06	LS
GSX	1250 FA	10 -	LS
	1300 B-King	07	LS

YAMAHA

FZ6	600	04 -	LS
FZ6	600 Fazer	04 -	LS
FZ6	600 Fazer S2	07 -	LS
FZ6	600 Fazer S2 ABS	07 -	LS
FZ6	600 S2	07 -	LS
FZ6	600 S2 ABS	07 -	LS
YZF	600 R6	03 - 04	LS
YZF	600 R6 (Rad.cal)	05	LS
YZF	600 R6 (Rad.cal)	06 -	LS
	800 Fazer 8	10 -	LS
FZ8	800	10 -	LS
FZ1	1000 Fazer	06 -	LS
YZF	1000 R1 (Rad.cal)	04 - 06	LS
YZF	1000 R1 (Rad.cal)		
	(4-pad)	07 - 08	LS

Dimensions in mm / Dimensions en mm
1" = 25.4 mm , 1 mm = 0.04"

◆ Selection of compound - see page 138-139/Sélectionnement de composé de friction - voir page 138-139

**YAMAHA**

YZF	1000 R1 (Rad.cal)	09-	LS
	(4-pad)		
YZF	1000 R1 SP (Rad.cal)	06	LS

BUELL

	all models	94- 97	HF
RS	1200		HF

PERFORMANCE MACHINE

125 X 6	◆
137 X 6	◆

YAMAHA

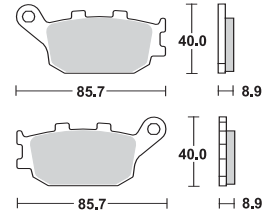
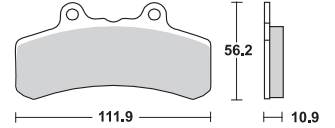
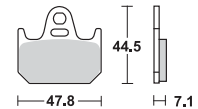
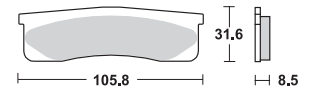
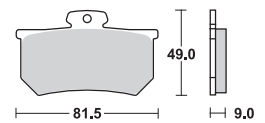
TZ	125	97-	RQ
TZ	250	90- 01	RQ
TZ	250 (Rad.cal)	02-	RQ
TZR	250 R	94	HF

A.P. RACING CALIPERS

6 Piston 3366/3367 Series	◆
---------------------------	---

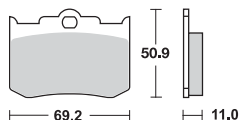
A.P. RACING CALIPERS

CP-3485-8S0/9S0	◆
CP-3569-4S0/5S0	◆
CP-3586-4S0/5S0	◆

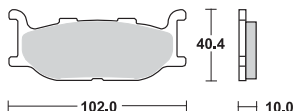
**HF LS RQ** **SBS 657****HF** **SBS 658****HF RQ** **SBS 659****RS RQ** **SBS 660****RS RQ** **SBS 661**

Dimensions in mm / Dimensions en mm
1" = 25.4 mm , 1 mm = 0.04"

◆ Selection of compound - see page 138-139/Sélectionnement de composé de friction - voir page 138-139

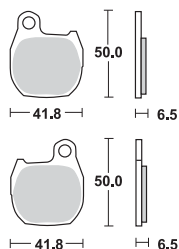
**SBS 662 HF RS RQ****PERFORMANCE MACHINE**

124 X 4HR	◆
137 X 4	◆

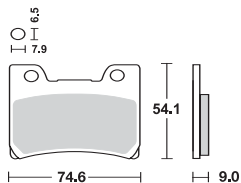
SBS 663 HF HS**YAMAHA****YAMAHA**

FZX	250 Zeal	91 - 92	HS
SRV	250	92 - 97	HS
XJ	400 Diversion	91 -	HS
XV	535 DX Virago	98 - 03	HS
XV	535 S Virago	96 - 03	HS
XJ	600 N	91 - 97	HS
XJ	600 S Diversion	91 - 97	HS
XVS	650 A Drag Star		
	Classic	98 -	HS
XVS	650 Drag Star	97 -	HS
XV	750 Virago	94 -	HS

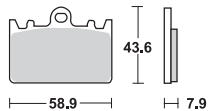
XJ	900 S, Diversion	94 - 03	HS
XVS	950 A Midnight Star	09 -	HS
XV	1100 Virago	94 - 98	HS
	1300 Stryker	11 -	HS
XVZ	1300 TF Royal Star		
	Venture	99 -	HS
XV	1600 A Wild Star	99 -	HS

SBS 664 HF**HONDA**

TLM	220	89 -	HF
TLM	260 R	90 -	HF

SBS 665 HF HS**YAMAHA**

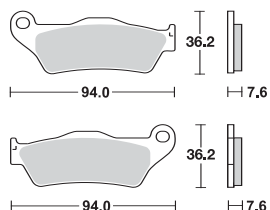
FZR	600 R	92 - 95	HS
FZR	1000 EX UP	92 - 93	HS

SBS 666 HF HS RS**KAWASAKI**

ZXR	400 L1-L5	91 - 02	HS
-----	-----------	---------	----



SBS 671 HF HS LS SI RSI CS




ALFER				
VRE	125 4-stroke	00 -	SI	
VR	250 Cross	99 -	RSI	
VR	250 Enduro	99 -	SI	
VR	250 No Limit	99 -	RSI	
VR	250 Supermotard	99 -	RSI	
APRILIA				
MX	125	04 -	HF	
MX	125 Supermoto	07 -	HF	
RX	125	97 -	HF	
RX	125 Enduro	08 -	HF	
RX	125 Supermotard	08 -	HF	
SX	125	08 -	HF	
RST	1000 Futura	01 -		LS
BENELLI				
BX	449 Cross	07 -	RSI	
BX	505 Enduro	08 -	SI	
BMW				
G	450 X	08 -	SI	
	1200 HP2 Enduro	06 -		LS
	1200 HP2 Sport	08 -		LS
K	1200 GT With Integral ABS	08		LS
BREMBO RACING CALIPERS				
	Floating Motocross			
	Caliper 22.5930.62		◆	
	Off Road			
	122A99021 ,P2 24		◆	
	Off Road			
	XQ21361 ,P2 28		◆	
CAGIVA				
	900 Elefant	93 -	HF	HF
CCM				
	450 MX	08 -	RSI	
604	600 RS	01	HF	
604E	600 Sport	99 - 01	SI	
604E	600 Supermoto	99 - 01	SI	
C25	600	96 - 98	SI	
	644 DS	02 -	HF	
	644 R30	02 -	HF	
DUCATI				
	1200 Diavel	11 -		LS
FACTORY				
YR	250	99 -	SI	
GAS GAS				
	50 Wild HP	04 -	SI	SI
EC	125	97 - 99	SI	
	200 Wild HP	08 -	SI	SI
EC	200	99	SI	
	240 Wild HP	04 -	SI	SI
	250 Wild HP	08 -	SI	SI
EC	250	97 - 99	SI	
MC	250	97 - 99	RSI	
	300 Wild HP	03 -	SI	SI
EC	300	99	SI	
	450 Wild HP	03 -	SI	SI
	515 Wild HP	09 -	SI	SI
HIGHLAND				
	450 MX	06 -	RSI	
	950 V2 Motard	00 -	HF	
	950 V2 Outback	99 -	HF	

HONDA				
NX	500 Dominator (Austria)	97 -	HS	
NX	650 Dominator	97 -	HS	
HUSABERG				
	all models	93 -	SI	
TE	250	11 -	SI	
TE	300	11 -	SI	
FE	390	10 -	SI	
FC	400	99 - 02	RSI	
FE	400 ,S,E	99 - 03	SI	
FC	450	03 -	RSI	
FE	450	09 -	SI	
FE	450 e	04 -	SI	
FX	450 e	03 -	RSI	
FC	470 , e	01 - 02	RSI	
FX	470 e	01 - 02	RSI	
FC	501	99 - 01	RSI	
FE	501 ,S,E	99 - 04	SI	
FC	550	01 -	RSI	
FE	550 e	04 -	SI	
FE	570	09 -	SI	
FC	600	99 - 01	RSI	
FE	600 ,S,E	99 - 02	SI	
FE	650 e	01 -	SI	
FX	650 e	01 -	RSI	
HUSQVARNA				
CR	125	96 - 04	RSI	
CR	125	05 -	RSI	
SM	125 S	09 -	HF	
SM	125 S 4T	11 -	HF	
SM	125 Supermotard, S	99 -	HF	
TE	125 4T	11 -	HF	
WR	125	96 -	SI	
WRE	125	96 -	SI	
CR	250	96 - 04	RSI	
CR	250	05	RSI	
TC	250	02 - 03	RSI	
TC	250	04 -	RSI	
TE	250	02 -	SI	
TE	250 4T	10 -	SI	
WR	250	96 -	SI	
WR	300	09 -	SI	
TE	310 4T	10 -	SI	
TE	350	96 -	SI	
WR	360	98 -	SI	
TE	400	01 -	SI	
TE	410	96 -	SI	
TC	449	11 -	RSI	
TE	449	11 -	SI	
TC	450	02 - 03	RSI	
TC	450	04 - 10	RSI	
TE	450	02 - 10	SI	
TC	510	02 - 03	RSI	
TC	510	04 - 10	RSI	
TE	510	02 - 10	SI	
TE	510 Centennial	04 - 05	SI	
TE	511	11 -	SI	
TC	570	01 -	RSI	
TE	570	01 -	SI	
TC	610	96 -	RSI	
TE	610 Rallye	96 -	RSI	
TE	630	10 -	HS	
KRAM-IT				
GS	250	97 -	SI	
MX	250	97 -	SI	
SM	250	97 -	SI	
KTM				
	most models	94 -	SI	
	125 SuperMoto	00 -	HF	

Dimensions in mm / Dimensions en mm
1" = 25.4 mm , 1 mm = 0.04"

◆ Selection of compound - see page 138-139/Sélectionnement de composé de friction - voir page 138-139

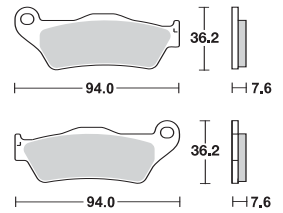


KTM			
EXC	125 Enduro	99- 03	SI
EXC	125 Enduro	04-	SI
EXE	125	00-	HF
GS	125	92-	SI
LC2	125	99-	HF
MX	125	92- 93	SI
SX	125	96- 03	RSI
SX	125	04-	RSI
SX	144	07- 08	RSI
SX	150	09-	RSI
EXC	200 Enduro	99- 03	SI
EXC	200 Enduro	04-	SI
SX	200	03- 04	RSI
EXC	250 Enduro	99- 03	SI
EXC	250 Enduro	04-	SI
EXC	250 Enduro 4T	99- 03	SI
EXC	250 Enduro 4T	04- 06	SI
EXC-F	250 Enduro	07-	SI
MX	250	92- 93	SI
SX	250	96- 02	RSI
SX	250	03-	RSI
SX-F	250	06-	RSI
EXC	300	93- 96	SI
EXC	300 Enduro	99- 03	SI
EXC	300 Enduro	04-	SI
MX	300	92-	SI
EXC-F	350	11-	SI
SX-F	350	11-	RSI
MX	360	96- 97	SI
SX	360	96- 97	RSI
XC	360	96- 97	SI
EXC	380 Enduro	99	SI
MX	380	98-	SI
SX	380	98- 02	RSI
XC	380	98-	SI
EXC	400 Racing	00- 03	SI
EXC	400 Racing	04-	SI
LC4	400	93-	SI
LC4-E	400 Enduro	99-	SI
SC	400	99-	SI
SX	400 Racing	00- 02	RSI
SXC	400 Tiainen Replica	99- 00	SI
	450 Rally	11-	SI
EXC	450 Racing	04-	SI
SX-F	450	03-	RSI
XC-F	450	08-	RSI
MX	500	92- 93	SI
SX	505 Racing	07-	RSI
XC-F	505	09-	RSI
EXC	520 Racing	00- 02	SI
SX-F	520 Racing	00- 02	RSI
EXC	525 Racing	03	SI
EXC	525 Racing	04-	SI
SX-F	525 Racing	03	RSI
SX-F	525 Racing	04- 06	RSI
EXC	530 Racing	08-	SI
SXC	540 Tiainen Replica	99- 00	SI
LC4	600 Six Days	92-	SI
LC4	620 Competition	99-	SI
LC4	620 Competition		
	SuperMoto	00-	HF
LC4	620 RXC	95	SI
LC4	620 Supercompetition	01-	HF
SC	620	99-	SI
SX	620	95- 99	RSI
LC4	625 SC Supermoto	02- 04	HF
SXC	625	03- 04	HF
LC4	640 Adventure	99- 04	HF
LC4-E	640 Enduro	99-	HF
LC4-E	640 Supermoto	99- 02	HF
LC4	660 Rallye	01-	HF
	950 R Superenduro	06-	LS




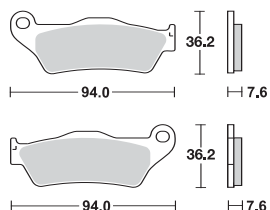
KTM			
	950 SM	05-	LS
	950 SM R	07-	LS
	990 Adventure R	10-	LS
	990 Adventure,		
	Adventure S, ABS	06-	LS
	990 Supermoto	07-	LS
	990 Supermoto T	09-	LS
MAICO			
	250 Motocross/Enduro	99-	SI
	500 Motocross/Enduro	99-	SI
	500 Supermotard	99-	HF
MOTO-GUZZI			
ES	1100 Quota	99-	HF
	1200 Griso 8V	07-	LS
	1200 Norge	06-	LS
	1200 Norge GT 8V	10-	LS
	1200 Sport	07- 08	LS
	1200 Stelvio	08-	LS
	1200 Stelvio NTX	09-	LS
MOTO-MORINI			
	1200 Granferro	10-	LS
	1200 Granpasso	08-	LS
	1200 GT	10-	LS
	1200 Scrambler	09-	LS
PRAGA			
ED	250	99-	SI
CD	610	99-	SI
RIEJU			
MRX	250 Marathon	10-	SI
MRX	450 Marathon	08-	SI
SHERCO			
SE	250 2.5i Enduro	06-	SI
SX	250 2.5i-F	09-	RSI
SE	300 3.0i-F	10-	SI
SE	450 4.5i Enduro	04	SI
SE	450 4.5i Enduro	05-	SI
SE	510 5.1i Enduro	06-	SI
TM			
	80 Cross	96- 00	RSI
	85	01-	RSI
	125	96- 00	RSI
	125	01- 04	RSI
	125	05-	RSI
	125 Enduro	01- 04	SI
	125 Enduro	05-	SI
	250	01- 04	RSI
	250	05-	RSI
	250 E	95- 00	RSI
	250 Enduro	01- 04	SI
	250 Enduro	05-	SI
	250 F	01- 04	RSI
	250 F	05-	RSI
	250 F Enduro	00	SI
	250 F Enduro	01- 04	SI
	250 F Enduro	05-	SI
	300	98- 00	RSI
	300	01- 04	RSI
	300	05-	RSI
	300 Enduro	01- 04	SI
	300 Enduro	05-	SI
	320	96- 97	RSI
	400 F	00	RSI
	400 F	01	RSI
	400 F Enduro	01	SI
	450 F	02- 04	RSI

HF HS LS SI RSI RQ SBS 671



Dimensions in mm / Dimensions en mm
1" = 25.4 mm , 1 mm = 0.04"

◆ Selection of compound - see page 138-139/Sélectionnement de composé de friction - voir page 138-139


SBS 671 HF HS LS SI RSI CS TM


450 F	05 -	RSI
450 F Enduro	02 - 04	SI
450 F Enduro	05 -	SI
530 F	01 - 04	RSI
530 F	05 -	RSI
530 F Enduro	01 - 04	SI
530 F Enduro	05 -	SI

VERTEMATI

C	500 Cross	02 -	RSI
E	501 Enduro	02 -	SI
S	501 Supermotard	02 -	HF

VOR

400 Cross	00 - 01	RSI
400 Enduro	00 - 01	SI
EN 400	02 -	SI
MX 400	02	RSI
EN 450	02 -	SI

VOR

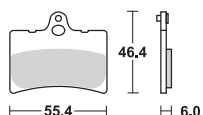
MX 450	02 -	RSI
500 492 Enduro	99	SI
500 495 Cross	99	RSI
EN 530	02 -	SI
MX 530	02 -	RSI

WRM

450 MX	06 -	RSI
--------	------	-----

YAMAHA

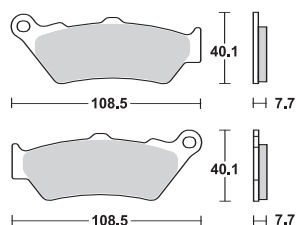
YZF 125 R	08 -	HF
TT 600 E,S	96 -	HF
TT 600 R	93 - 95	HF
TT 600 R	98 -	HF
XT 660 Z Tenere	08 -	HS
XT 660 Z Tenere ABS	11 -	HS

SBS 672 HF

BETA

TR 34	92 -	HF
TR 36	92 -	HF

CAGIVA

50 Prima	93 -	HF
80 Prima	92 -	HF

SBS 674 HF HS LS

APRILIA

650 Moto	95 -	HF
650 Pegaso	95 -	HS
650 Pegaso i.e.	01 -	HS
650 Pegaso i.e.		
Tuscany Tibet		
Raid	04 -	HS
650 Pegaso Trail	06 -	HS
650 Starck	96 -	HF
ETV 1000 Caponord	01 -	HS
ETV 1000 Caponord Rally		
Raid	04 -	HS

BMW

F 650 , ST	94 - 00	HF
F 650 CS Scarver	02 - 06	HS
F 650 GS	08 -	HS
F 650 GS Dakar	01 - 07	HF
F 650 GS, Rallye	01 - 07	HF
G 650 GS	09 -	HS
G 650 Xchallenge	07 -	HS
G 650 Xcountry	07 -	HS
F 800 GS	08 -	HS
1200 HP2 Enduro	06 -	HS

DUCATI

620 Multistrada	05 -	HS
695 Monster	07 -	HS
800 Monster S2R	05 -	HS
1000 Biposto	07 -	HS
1000 GT	05 -	HS
1000 GT Touring	09 -	HS
1000 Paul Smart	05 -	HS
1000 Sport	05 -	HS

HONDA


CB 500	97 -	HS
CB 500 S	98 -	HS
NT 650 V Deauville	98 - 00	HS
NT 650 V Deauville	01	HS
SLR 650	97 -	HS
SX 650 Vigor	99 - 02	HS

KTM

LC4 640 Adventure	05 -	HF
690 Enduro	08 -	HS
690 Enduro R	09 -	HS
950 R Superenduro	06 -	HS
LC8 950 Adventure	02 -	HS
990 Adventure R	10 -	HS
990 Adventure,		
Adventure S, ABS	06 -	HS

MOTO-GUZZI

940 Custom	07 -	LS
1100 California EV	06 -	LS
1100 California EV		
Touring	06 -	LS
1100 California Jackal	00	HF
1100 California Jackal	01 -	LS
1100 California Jackal		
Basic	00	HF
1100 California Jackal		
Basic	01 -	LS
1100 California Special	99 - 00	HF
1100 California Special	01 -	LS
1100 California Special		
Sport Alloy	02 -	LS
1100 California Stone		
Metal	02 -	LS



MOTO-GUZZI			
	1100 California Stone,		
	Stone Touring	02-	LS
	1100 California Titanium	03-	LS
	1100 California Vintage	06-	LS
	1100 Griso	05-	LS
ES	1100 Quota	99-	HF
V	1100 Brevia	05-	LS

MOTO-MORINI			
	1200 Granpasso	08-	HS
	1200 GT	10-	HS
	1200 Scrambler	09-	HS

TRIUMPH			
	1600 Thunderbird	09-	LS
	1700 Thunderbird Storm	11-	LS
	2300 Rocket III	04-	LS
	2300 Rocket III Classic	07-	LS
	2300 Rocket III Roadster	10-	LS

ALFER			
VRE	125 4-stroke	00-	SI
VR	250 Cross	99-	RSI
VR	250 Enduro	99-	SI
VR	250 No Limit	99-	RSI
VR	250 Supermotard	99-	RSI

APRILIA			
	650 Pegaso Factory	07-	LS
	650 Pegaso i.e.	01-	LS
	650 Pegaso i.e.		
	Tuscany Tibet		
	Raid	04-	LS
	650 Pegaso Strada	05-	LS
	650 Pegaso Trail	06-	LS
SL	750 Shiver	07-	LS
SL	750 Shiver GT	09-	LS
SMV	750 Dorsoduro	08	HF
SMV	750 Dorsoduro	09-	LS
NA	850 Mana	07	LS
	1200 Dorsoduro	11-	LS

BENELLI			
BX	449 Cross	07-	RSI
BX	449 Supermotard	08-	RSI
BX	505 Enduro	08-	SI

BETA			
	125 Jonathan	99-	HF
	350 Euro	99-	HF
	350 Jonathan	02-	HF

BMW			
F	650 , ST	94 - 00	HF
F	650 CS Scarver	02- 06	LS
F	650 GS	08-	LS
F	650 GS Dakar	01 - 07	HF
F	650 GS, Rallye	01 - 07	HF
G	650 GS	09-	LS
G	650 Xchallenge	07-	LS
G	650 Xcountry	07-	LS
G	650 Xmoto	07-	LS
F	800 GS	08-	LS
F	800 R	09-	LS
F	800 S	06-	LS
F	800 ST	06-	LS
F	800 ST Touring	11-	LS
R	850 RT	98- 00	LS
S	1000 RR	09-	LS



VICTORY			
	1500 Kingpin	04 - 05	LS
	1500 Touring Cruiser	03 - 06	LS
	1500 V92C Cruiser	98 - 02	LS
	1500 V92C Deluxe	01 - 02	LS
	1500 V92SC Sport		
	Cruiser	00 - 02	LS
	1500 Vegas	03 - 05	LS
	1500 Vegas 8-Ball	05	LS
	1634 Hammer	05 - 07	LS
	1634 Hammer S	06 - 08	LS
	1634 Kingpin	06 - 07	LS
	1634 Kingpin Tour	06 - 07	LS
	1634 Vegas	06 - 07	LS
	1634 Vegas 8-Ball	06 - 07	LS
	1634 Vegas Jackpot	06 - 07	LS

YAMAHA			
DT	125 X Supermotard	05 -	HF
XT	660 R	04 -	HS

BORILE			
B	500 CR, MT	02 -	HF

BREMBO RACING CALIPERS			
	Motocross Caliper		
	22.2180.20		◆

CCM			
604	600 RS	01	HF
604E	600 Sport	99 - 01	SI
604E	600 Supermoto	99 - 01	SI
C25	600	96 - 98	SI
	644 DS	02 -	HF
	644 R30	02 -	HF

DUCATI			
	1000 Biposto	07 -	LS
	1000 GT	05 -	LS
	1000 GT Touring	09 -	LS
	1000 Paul Smart	05 -	LS
	1000 Sport	05 -	LS

FACTORY			
YR	250	99 -	SI

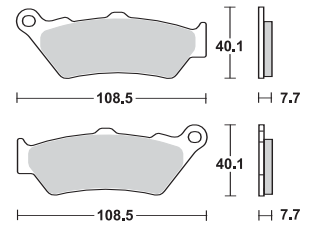
GAS GAS			
EC	125	97 - 99	SI
EC	200	99	SI
EC	250	97 - 99	SI
MC	250	97 - 99	RSI
EC	300	99	SI

HIGHLAND			
	450 MX	06 -	RSI
	950 V2 Motard	00 -	HF
	950 V2 Outback	99 -	HF

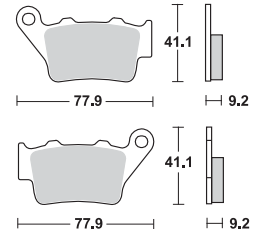
HONDA			
CB	500	97 -	LS
CB	500 S	98 -	LS
NX	500 Dominator		
	(Austria)	97 -	LS
NX	650 Dominator	97 -	LS
SLR	650	97 -	LS
SX	650 Vigor	99 - 02	LS

HRD			
	50 GS Enduro	00 - 02	HF

HF HS LS SBS 674




HF LS SI RSI CS SBS 675

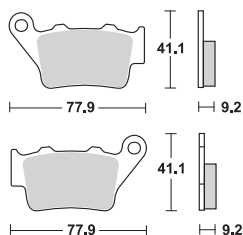


Dimensions in mm / Dimensions en mm
1" = 25.4 mm , 1 mm = 0.04"

◆ Selection of compound - see page 138-139/Sélectionnement de composé de friction - voir page 138-139



SBS 675 HF LS SI RSI CS



HUSABERG

TE	250	11 -	SI
TE	300	11 -	SI
FC	400	99 - 02	RSI
FE	400 ,S,E	99 - 03	SI
FS	400 e, c	01 - 03	RSI
FC	450	03 -	RSI
FE	450 e	04 -	SI
FS	450 c	06 -	RSI
FS	450 e, c	03 - 05	RSI
FX	450 e	03 -	RSI
FC	470 , e	01 - 02	RSI
FX	470 e	01 - 02	RSI
FC	501	99 - 01	RSI
FE	501 ,S,E	99 - 04	SI
FC	550	01 -	RSI
FE	550 e	04 -	SI
FC	600	99 - 01	RSI
FE	600 ,S,E	99 - 02	SI
FE	650 e	01 -	SI
FS	650 e, c	01 -	RSI
FS	650 e, c	06 -	RSI
FX	650 e	01 -	RSI

HUSQVARNA

CR	125	96 - 04	RSI
SM	125 S	09 -	HF
SM	125 S 4T	11 -	HF
SM	125 Supermotard, S	99 -	HF
TE	125 4T	11 -	HF
WR	125	96 -	SI
WRE	125	96 -	SI
CR	250	96 - 04	RSI
TC	250	02 - 03	RSI
TE	250	02 -	SI
WR	250	96 -	SI
TE	350	96 -	SI
WR	360	98 -	SI
SM	400 R	02	HF
TE	400	01 -	SI
TE	410	96 -	SI
SM	450 R	03 - 04	HF
SM	450 R	05	RSI
TC	450	02 - 03	RSI
TE	450	02 - 10	SI
SM	510 R	05	RSI
TC	510	02 - 03	RSI
TE	510	02 - 10	SI
TE	510 Centennial	04 - 05	SI
	570 Nox	01 - 03	HF
SM	570 R	01 -	HF
TC	570	01 -	RSI
TE	570	01 -	SI
LT	610	00 -	HF
SM	610 Super Motard, S	98 -	HF
TC	610	96 -	RSI
TE	610 Rallye	96 -	RSI
SMR	630	04 - 08	RSI

HYOSUNG

RX	450 SM	08 -	LS
----	--------	------	----

KRAM-IT

	250 SMR	00 -	RSI
GS	250	97 -	SI
MX	250	97 -	SI
SM	250	97 -	SI

KTM

	most models	94 -	SI
	125 Duke	11 -	HF
	125 Sting	99 -	HF
	125 SuperMoto	00 -	HF

KTM

EXC	125 Enduro	99 - 03	SI
EXE	125	00 -	HF
LC2	125	99 -	HF
SX	125	96 - 03	RSI
EXC	200 Enduro	99 - 03	SI
EXC	250 Enduro	99 - 03	SI
EXC	250 Enduro 4T	99 - 03	SI
SX	250	96 - 02	RSI
EXC	300 Enduro	99 - 03	SI
MX	360	96 - 97	SI
SX	360	96 - 97	RSI
XC	360	96 - 97	SI
EXC	380 Enduro	99	SI
MX	380	98 -	SI
SX	380	98 - 02	RSI
XC	380	98 -	SI
EXC	400 Racing	00 - 03	SI
LC4-E	400 Enduro	99 -	SI
SC	400	99 -	SI
SX	400 Racing	00 - 02	RSI
SXC	400 Tiainen Replica	99 - 00	SI
	450 Rally	11 -	SI
EXC	520 Racing	00 - 02	SI
SX-F	520 Racing	00 - 02	RSI
EXC	525 Racing	03	SI
SX-F	525 Racing	03	RSI
SXC	540 Tiainen Replica	99 - 00	SI
LC4	620 Competition	99 -	SI
LC4	620 Competition SuperMoto	00 -	HF
LC4	620 RXC	95	SI
LC4	620 Supercompetition	01 -	HF
SC	620	99 -	SI
SX	620	95 - 99	RSI
LC4	625 SC Supermoto	02 - 04	HF
SMC	625	05 -	HF
SXC	625	03 - 04	HF
	640 Duke	03 -	HF
LC4	640 Adventure	99 - 04	HF
LC4	640 Adventure	05 -	HF
LC4	640 Supermoto	03	HF
LC4	640 Supermoto	04 -	HF
LC4-E	640 Enduro	99 -	HF
LC4-E	640 Supermoto	99 - 02	HF
LC4	660 Rallye	01 -	HF
LC4	660 SM Factory Replica	02 -	RSI
SMC	660 Supermoto	03	HF
SMC	660 Supermoto	04 -	HF
	690 Duke	08 -	LS
	690 Duke R	10 -	LS
	690 Enduro	08 -	LS
	690 Enduro R	09 -	LS
	690 SM	07 -	LS
	690 SMC	08 -	LS
	690 Supermoto R	08 -	LS
LC8	950 Adventure	02 -	LS
	990 Super Duke	04 -	LS
	990 Super Duke R	09 -	LS

MAICO


	250 Motocross/Enduro	99 -	SI
	500 Motocross/Enduro	99 -	SI
	500 Supermotard	99 -	HF

PRAGA

ED	250	99 -	SI
CD	610	99 -	SI

TM

	80 Cross	96 - 00	RSI
	125	96 - 00	RSI



TM			
250 E	95- 00		RSI
250 F Enduro	00		SI
300	98- 00		RSI
320	96- 97		RSI
400 F	00		RSI

VERTEMATI

C	500 Cross	02-	RSI
E	501 Enduro	02-	SI
S	501 Supermotard	02-	HF

VOR

	400 Cross	00- 01	RSI
	400 Enduro	00- 01	SI
EN	400	02-	SI
MX	400	02	RSI
SM	400	02	RSI
EN	450	02-	SI
MX	450	02-	RSI

BRAKING

Front
Harley Davidson ◆

BUELL

M2	1200 Cyclone	98- 02	HS
S1	1200 Lightning	98- 02	HS
S1	1200 Whitelighting	98- 02	HS
S3	1200 Thunderbolt	98- 02	HS
X1	1200 Lightning	01- 02	HS

HHI

6 Piston Caliper ◆ ◆

HONDA

CB	1300 SF	98-	HS
----	---------	-----	----

PVM

6 Piston Caliper ◆

HHI

4 Piston Caliper ◆ ◆

INDIAN

1442 Chief	01-	HF	HF
1442 Scout	01-	HF	HF

MOTOR FACTORY

4 Piston Caliper
front/rear ◆ ◆

PERFORMANCE MACHINE

125 X 4R ◆ ◆



VOR			
SM	450	02-	RSI
	500 492 Enduro	99	SI
	500 492 Super Motard	00- 01	HF
	500 495 Cross	99	RSI
EN	530	02-	SI
MX	530	02-	RSI
SM	530	02-	RSI

YAMAHA

WR	125 R, XY	09-	HF
TT	600 E,S	96-	HF
TT	600 R	98-	HF
	660 MT-03	06-	LS
XT	660 R	04-	LS
XT	660 X	04-	LS
XT	660 Z Tenere	08-	LS
XT	660 Z Tenere ABS	11-	LS

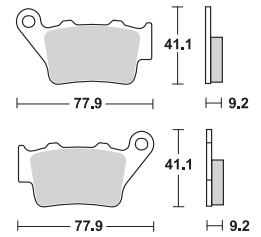
KAWASAKI

ZX-7RR 750 Ninja N1 96- 02 HS

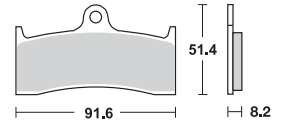
MV AGUSTA

	750 Brutale, Brutale S	01-	HS
	750 F4 SPR	01-	HS
	750 F4/F4S	99-	HS
	910 Brutale	06-	HS
	910 Brutale R	06-	HS
	910 Brutale S	06-	HS
	1000 F4 Mamba	04- 06	HS
	1000 F4 Tamburini	04- 06	HS
	1000 F4S	04- 06	HS

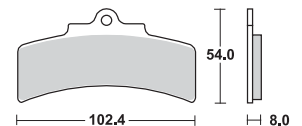
HF LS SI RSI CS SBS 675



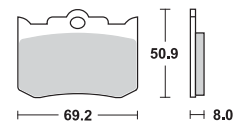
HF HS DC RS SBS 676



HF SBS 677


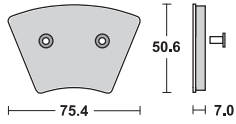


HF HS LS DC RS SBS 678

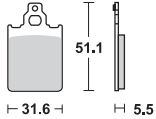


Dimensions in mm / Dimensions en mm
1" = 25.4 mm , 1 mm = 0.04"

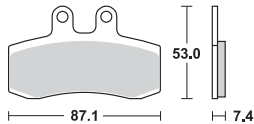
◆ Selection of compound - see page 138-139/Sélectionnement de composé de friction - voir page 138-139

**SBS 679 HF****HARLEY DAVIDSON**

FXB	Series	74 - 77	HF
FXE	Series	74 - 77	HF
XL	Series	74 - 77	HF

SBS 680 HF**CAGIVA**

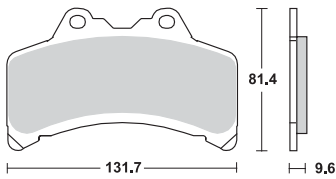
50 Prima	93 -	HF
80 Prima	92 -	HF

SBS 681 HF**APRILIA**

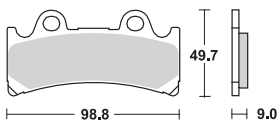
650 Pegaso	92 - 94	HF
------------	---------	----

MZ

125 SM, SX	99 - 01	HF
660 (MUZ) Baghira	96 -	HF
660 (MUZ) Black Panther	00 -	HF
660 (MUZ) Mastiff	96 -	HF
660 (MUZ) Street Moto	00 -	HF
660 (MUZ) Super Moto	07 -	HF

SBS 682 HF**YAMAHA**

GTS 1000	93 - 99	HF
----------	---------	----

SBS 683 HF HS RS**PERFORMANCE MACHINE**


112 X 6RSB	◆
112 X 6SSB	◆
125 X 6QC	◆

TRIUMPH

900 Daytona Super III	94 -	HS
-----------------------	------	----

YAMAHA

YZF 750 R, SP	93 - 97	HS
FZR 1000	94 - 95	HS



APRILIA			
RX	125	91 - 92	HF

MZ			
660 (MUZ) Baghira	96-		HF
660 (MUZ) Black Panther	00-		HF
660 (MUZ) Mastiff	96-		HF
660 (MUZ) Street Moto	00-		HF
660 (MUZ) Super Moto	07-		HF

SACHS			
125 X-Road	05-		HF
XTC 125	99-		HF

HONDA			
CBR 1000 F, FP	93 - 99	HS	LS

JAYBRAKE			
4 Piston Caliper A4 P/L			◆

KAWASAKI			
ZX-6R 600 Ninja	98 - 01	HS	
ZX-6R 636 Ninja	02	HS	
ZX-7R 750 Ninja P1,P2	96 - 02	HS	
ZX-9R 900 Ninja	96	HS	
ZX-9R 900 Ninja	97 - 01	HS	
ZRX 1100	96 - 00	HS	
ZRX 1200	01 -	HS	
ZRX 1200 R	01 -	HS	
ZRX 1200 S	01 -	HS	
ZX-12R 1200 Ninja	00 - 03	HS	
VN 1500 Mean Streak	02 - 03	HS	
VN 1600 Mean Streak	04	HS	

KAWASAKI			
400 Ninja R Left/Rear	11 -		LS
ZZR 500 (Austria)	93 -		LS
ZR 550 B4-B6 Zephyr	93 - 99		LS
ZR 550 Zephyr (Germany)			
fr.no.B024010-	93 -		LS
ZX-6R 600 E1-E5 (Ninja ZX6)	93 - 97		LS
ZX-6R 600 F1-F3 (Ninja ZX6R)	95 - 97		LS
ZX-6R 600 Ninja	98 - 01		LS
ZX-6R 600 Ninja (Rad.cal)	07 - 08		LS
ZX-6R 600 Ninja (Rad.cal)	09 -		LS
ZX-6RR 600 Ninja (Rad.cal)	03 - 06		LS
ZZR 600	93 - 05		LS
ZX-6R 636 Ninja	02		LS
ZX-6R 636 Ninja (Rad.cal)	03 - 06		LS
ER-6f 650 Left/Rear	06 - 08		LS
ER-6f 650 Left/Rear	09 -		LS
ER-6n 650 Left/Rear	06 - 08		LS



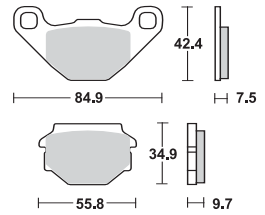
SACHS			
XTC-N 125	99 -		HF
ZX 125	99 -		HF
ZZ 125	99 -		HF
500 MadAss	05 -		HF
650 Roadster V1.6	01 -		HF
800 Roadster V2	00 -		HF

SIMSON			
125	01 -		HF
125 RS	01 -		HF

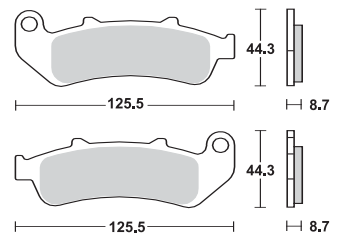
SUZUKI			
GSX-R 750	94 - 95	HS	
GSX-R 750	94 - 99	HS	
GSX-R 1000	01 - 02	HS	
TL 1000 RW	98 - 02	HS	
GSX-R 1100 WP,WR,WS,WT, WV 93	- 97	HS	
GSF 1200 Bandit	01 - 05	HS	
GSF 1200 S Bandit	01 - 05	HS	
GSX-R 1300 Hayabusa	99 - 07	HS	
GSX 1400	02 -	HS	
VZ 1600 Marauder	04	HS	

KAWASAKI			
ER-6n 650 Left/Rear	09 -		LS
KLE 650 Versys Left/Rear	07 - 09		LS
KLE 650 Versys Left/Rear	10 -		LS
Z 750 Left/Rear	04 -		LS
Z 750 S Left/Rear	05 - 06		LS
ZX-9R 900 Ninja	94 - 95		LS
ZX-9R 900 Ninja	96		LS
ZX-9R 900 Ninja	97 - 01		LS
ZX-9R 900 Ninja	02 -		LS
Z 1000	03 - 06		LS
Z 1000 SX (Rad.cal)	11 -		LS
ZX-10R 1000 Ninja (Rad.cal)	04 - 07		LS
ZX-10R 1000 Ninja (Rad.cal)	08 - 09		LS
ZX-10R 1000 Ninja (Rad.cal)	10		LS
GPZ 1100 (ZX 1100 E1-E2) Left/Rear	95 - 96		LS
GPZ 1100 ABS, Horizont Left/Rear	97 -		LS

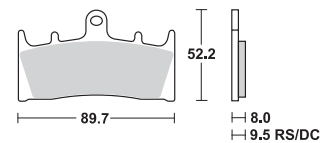
HF SBS 684



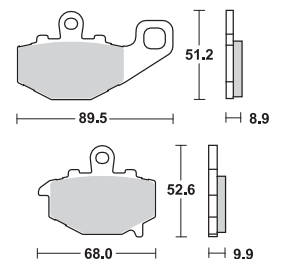
HF HS LS SBS 685



HF HS DC RS SBS 686




HF LS RQ SBS 687

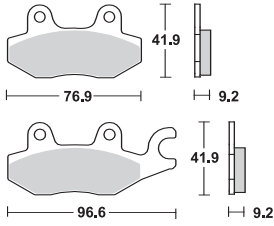


Dimensions in mm / Dimensions en mm
1" = 25.4 mm , 1 mm = 0.04"

◆ Selection of compound - see page 138-139/Sélectionnement de composé de friction - voir page 138-139



SBS 688 HF RS



DAELIM

125 Roadwin	04 -	HF
250 Roadwin	08 -	HF

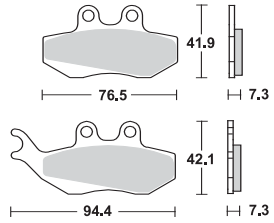
HONDA

NSF 100	06 -	RS
VT 125 C1 Shadow	99 -	HF
VT 125 C2 Shadow	99- 00	HF
VT 125 C2 Shadow	01 -	HF
XLV 125 Varadero	01 -	HF
NSR 150	02 -	HF
CBF 250	04 -	HF
CB 300	10 -	HF

ITALJET

50 Rollercraft	08 -	HF
125 Torpedo	08 -	HF
150 Torpedo	08 -	HF

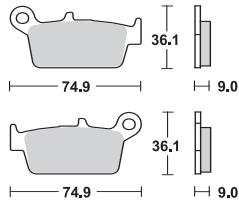
SBS 689 HF



APRILIA

125 Pegaso	92 -	HF
------------	------	----

SBS 690 HF



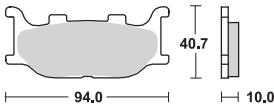
JINCHENG

JC 125 2B	97 -	HF
-----------	------	----

MOTOR UNION

JC 125 2B Deer	98 -	HF
----------------	------	----

SBS 691 HF HS



BAOXIN

BX 125 L	97 -	HF
----------	------	----

JIANSHE

JS 125 3	02 -	HF
----------	------	----

JINCHENG

JC 150 T-D	06 -	HF
------------	------	----

KEEWAY

250 Supershadow	06 -	HF
-----------------	------	----

LONCIN

LX 150 6	02 -	HF
----------	------	----

MZ

1000 (MUZ) S	01 - 02	HF
--------------	---------	----

QUINGOI

QM 125 2V	02 -	HF
-----------	------	----

KYMCO

125 Hipster	01 -	HF
125 Pulsar	01 -	HF
125 Zing	96 -	HF
150 Hipster	01 -	HF

LONCIN

LX 110 4	02 -	HF
LX 125	02 -	HF

TGB


Buffalo	03 -	HF
---------	------	----

YAMAHA

SR 125	97 - 02	HF
TDR 125 R	93 - 03	HS
TZR 125	93	HF
XV 125 Virago	97 -	HF
XVS 125 Drag Star	00 -	HF
XV 250 S Virago	95 - 97	HS
XV 250 S Virago	98 -	HS
XVS 250 Drag Star	01 -	HF
FZ6 600	04 -	HS
FZ6 600 Fazer	04 -	HS
FZ6R 600	09 -	HS
XJ 600 N	98 -	HS
XJ 600 S Diversion	98 - 03	HS
XJ6 600 Diversion	09 -	HS
660 MT-03	06 -	HS
XV 1100 Virago	99	HS
XVS 1100 Drag Star	99 -	HS
XVS 1100 Drag Star Classic	00 -	HS
XVS 1300 A Midnight Star	07 -	HS

Dimensions in mm / Dimensions en mm
1" = 25.4 mm , 1 mm = 0.04"

◆ Selection of compound - see page 138-139/Sélectionnement de composé de friction - voir page 138-139



APRILIA			
	125 Pegaso	90- 91	HF
	125 Tuareg Wind	90-	HF
RX	125	91	HF
RX	125	97-	HF
	600 Tuareg	88-	HF
	600 Tuareg Wind	90-	HF
	650 Moto	95-	HF
	650 Pegaso	95-	HF
	650 Starck	96-	HF

BUELL			
	all models	94- 97	HF
RS	1200		HF

CAGIVA			
	125 Cross	86-	SI
	125 W 8	96-	HF
WMX	125	89- 90	SI
WMX	250	89- 90	SI
	600 W 16	95-	HF

FANTIC			
	50 .1 Raider	87-	HF
	50 Strada	83	HF

AJP			
PR5	250 Enduro	09-	SI
PR5	250 Supermotard	09-	SI

APRILIA			
MXV	450	09-	RSI
RXV	450	06-	SI
RXV	550	06-	SI

BETA			
RR	250 Enduro	05-	SI
RR	400 Enduro	05-	SI
RR	450 Enduro	05-	SI
RR	525 Enduro	05-	SI

BRAKING			
	Front cross		◆

CANNONDALE			
MX	400	00-	RSI
C	440 R	03-	RSI
E	440 , A, R	03-	RSI
X	440	03-	RSI

CPI			
	125 Sahel	02-	HF

FANTIC			
	50 Regolarna		
	Competizione	08-	HF
MX	50 Regolarna		
	Competizione	08-	RSI
MX	65 Regolarna		
	Competizione	08-	RSI
	80 Regolarna		
	Competizione	08-	HF
MX	85 Regolarna		
	Competizione	08-	RSI
	125 Regolarna		
	Competizione	08-	HF

GAS GAS			
	125 Enducross	93-	SI



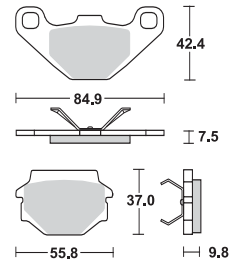
HUSQVARNA			
CR/WR	125	91	SI
WR	240	91	SI
CR	250	91	SI
WR	260	90-	SI
TC	610 Cross	91	SI
TE	610	91- 95	SI

KRAM-IT			
	50 Scrambler		HF
ER	125	89- 93	SI
MC	250	89	SI
ER	300	89	SI

KTM			
MX	125	89- 90	SI
MX	125	92- 93	SI
MX	250	89- 90	SI
MX	250	92- 93	SI
MX	500	89- 91	SI
MX	500	92- 93	SI

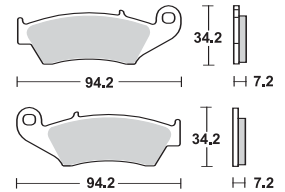
YAMAHA			
TDR	125 (Italy)	90- 93	SI

HF SI RSI SBS 692



GAS GAS			
EC	125	00-	SI
MC	125	03-	RSI
EC	200	00-	SI
EC	200 Hobby	07-	SI
EC	250	00-	SI
EC	250 fse	02-	SI
MC	250	00-	SI
EC	300	00-	SI
	400 Pampera	06-	SI
EC	400 fse	02	SI
EC	450 fse	03-	SI
EC	450 FSR	07-	SI
EC	515 fsr	08-	SI

HF HS SI RSI CS SBS 694



HM			
	125 Supermotard	00- 02	HF
CR	125 Supermotard	04- 06	HF
CRE	125 Enduro	95- 01	SI
CRE	125 Enduro	02-	SI
CRE	125 Supermotard	03	HF
	250 Supermotard	00- 02	HF
CRE	250 Enduro	95- 01	SI
CRE	250 Enduro	02-	SI
CRE	250 F Enduro	04-	SI
CRE	250 Supermotard	03	HF
CRE	250 Supermotard	04- 07	HF
CRE	250 X Enduro	04-	SI
CRF	250 Supermotard	04- 06	HF
CRE	450 F Enduro	02-	SI
CRE	450 X Enduro	04-	SI
CRF	450 Supermotard	02- 06	HF

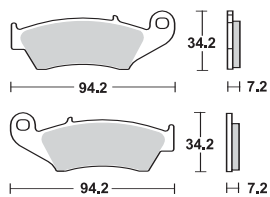
HONDA			
CR	125	02-	RSI
CR	125 R	95- 01	RSI
CRE	125	02-	SI
XR	125 L	03-	HF
CRF	150 F	03-	SI
CTX	200	04-	SI
CRF	230	04- 09	SI
CRF	230 L	08-	SI
CRF	230 M	09-	SI

Dimensions in mm / Dimensions en mm
1" = 25.4 mm , 1 mm = 0.04"

◆ Selection of compound - see page 138-139/Sélectionnement de composé de friction - voir page 138-139



SBS 694 HF HS SI RSI CS



HONDA

SL	230	97 -	HF
CR	250	02 -	RSI
CR	250 R	95 - 01	RSI
CRE	250	02 -	SI
CRE	250 F	04 -	SI
CRF	250 R	04 - 09	RSI
CRF	250 R Efi	10 -	RSI
CRF	250 X	04 -	SI
XLR	250 R SPL	94 -	SI
XR	250 L	93 - 97	SI
XR	250 S, R	96 -	HF
XR	300	10 -	HF
XR	400 R	96 -	SI
XR	400 Supermotard	00 -	RSI
XR	440 R	00 -	SI
CRE	450 F	02 -	SI
CRF	450 Efi	09 -	RSI
CRF	450 R	02 - 08	RSI
CRF	450 X	05 -	SI
TRX	450 R	04 -	SI
CR	500 R	95 - 01	RSI
XL	600 V, Transalpino	97 - 99	HS
XR	600 R	93 - 00	SI
XL	650 V Transalp	00 -	HS
XR	650 L	93 -	SI
XR	650 R	00 -	SI
TRX	700 XX	08 -	SI
XL	700 Transalp	08 -	HS
XRV	750 Africa Twin	93 - 03	HS

KAWASAKI

KX	125 K1	94	RSI
KX	125 K2-M2	95 -	RSI
KDX	200 E6, H1-H9	94 - 99	SI
KDX	220 R A4	97 -	SI
KLX	250	98 - 07	SI
KLX	250 D1-D4, ES	93 - 96	SI
KX	250 K1	94	RSI
KX	250 K2-M2	95 -	RSI
KX-F	250	04 - 10	RSI
KX-F	250 DF1	11 -	RSI
KLX	300 R A2	97 -	SI
KLX	400 R	03 -	SI
KLX	400 SR	03 -	HF
KLX	450 R	07 -	SI
KX-F	450	06 - 08	RSI
KX-F	450 DF1	09 -	RSI
KX	500 E6-E7	94 - 95	RSI
KX	500 E8-	96 -	RSI

KAWASAKI

KLX	650 A1-3, C1-4	93 - 96	SI
KLX	650 R	93 - 95	SI
KLX	650 R D1	96	SI

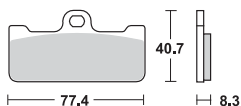
SUZUKI

DR	125 SM	08 -	HF
RM	125	05 -	RSI
RM	125 T-K	96 - 04	RSI
DR-Z	250	01 -	SI
RM	250	05 -	RSI
RM	250 T-K	96 - 04	RSI
RMX	250 T-W	96 - 98	RSI
RMX	250 X-K1	99 -	SI
RM-Z	250	04 - 06	RSI
RM-Z	250	07 - 09	RSI
RM-Z	250 Efi	10 -	RSI
DR	350 V, W, X	97 -	SI
DR-Z	400 S/E	00 -	HF
DR-Z	400 SM	05 -	RSI
RMX	450 Z Efi	10 -	RSI
RM-Z	450	05 - 07	RSI
RM-Z	450 Efi	08 -	RSI
DR	650 SE T-W	96 -	HF

YAMAHA

WR	125	98 - 02	SI
YZ	125	98 - 02	RSI
YZ	125	03 - 07	RSI
WR	250	98 - 02	SI
WR	250 F	01 - 02	SI
WR	250 F	03 -	SI
WR	250 R	08 -	HS
YZ	250	98 - 02	RSI
YZ	250	03 - 07	RSI
YZ	250 F	01 - 02	RSI
YZ	250 F	03 - 06	RSI
WR	400 F	98	SI
WR	400 F	99 - 00	SI
YZ	400 F	98	RSI
YZ	400 F	99	RSI
WR	426 F	01 - 02	SI
YZ	426 F	00 - 02	RSI
WR	450 F	03 -	SI
YZ	450 F	03 - 07	RSI

SBS 695 DC RS DS




APRILIA

SXV	450 Van den Bosch Rep.	08 -	RS
SXV	550 Van den Bosch Rep.	08 -	RS

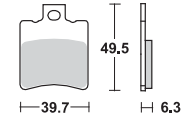
BREMBO RACING CALIPERS

GP X10.48.13/14,
racing ◆

**BENELLI**

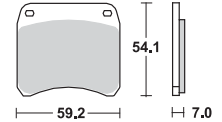
666 125 Born in Hell 98- HF

HF SBS 697

**A.P. RACING CALIPERS**

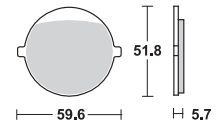
CP-2868-8E0/9E0 ◆

HF SBS 698

**JAWA**

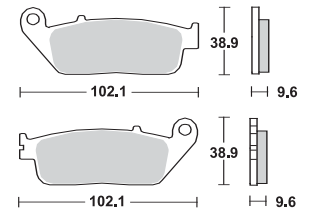
350 93- 95 HF

HF SBS 699

**HONDA**

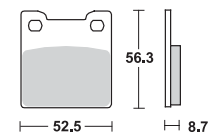
CBF	500	04-	HS
XL	600 V, Transalpino	94- 96	HS
VT	750 Black Widow	01-	HS
VT	750 C2 Shadow A.C.E.	97- 03	HS
VT	750 C2 Shadow Spirit	07-	HS
VT	750 C2B	11-	HS
VT	750 C4 Shadow	04-	HS
VT	750 RS	11-	HS
VT	750 S	11-	HS
CBF	1000	06-	HS
CBF	1000 Limited Edition	09-	HS

HF HS SBS 700

**SUZUKI**


RF 900 RR,RS,RS2,T,V 94- 97 LS

HF LS SBS 701



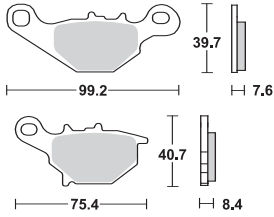
Dimensions in mm / Dimensions en mm
 1" = 25.4 mm , 1 mm = 0.04"

◆ Selection of compound - see page 138-139/Sélectionnement de composé de friction - voir page 138-139



SBS 702 HF SI RSI CS

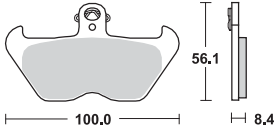
SUZUKI



RM	80	96 - 01	RSI
RM	85 , L	02 - 04	RSI
DR-Z	125 L	03 -	HF

SBS 703 HF HS

BMW



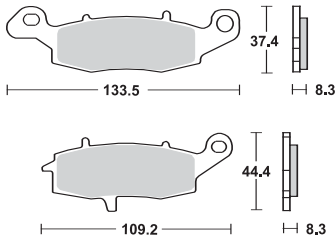
R	850 C	99 -	HS
R	850 GS	99 -	HS
R	850 R	96 -	HS
R	850 RT	98 - 00	HS
R	1100 GS	99	HS
R	1100 R	99 -	HS
R	1100 RT	95 -	HS
R	1100 S	99 - 00	HS
R1100	1100 GS	94 -	HS

BMW

R1100	1100 RS	94 -	HS
R	1150 GS	00 - 01	HS
K	1200 LT	99 - 00	HS
K	1200 RS	97 - 00	HS
R	1200 C	98 - 02	HS

SBS 704 HF HS LS RS

KAWASAKI



	400 Ninja R Right	11 -	HS
ER-6f	650 Right	06 - 08	HS
ER-6f	650 Right	09 -	HS
ER-6n	650 Right	06 - 08	HS
ER-6n	650 Right	09 -	HS
KLE	650 Versys Right	07 - 09	HS
KLE	650 Versys Right	10 -	HS
W	650	99 -	HF
Z	750 Right	04 -	HS
Z	750 S Right	05 - 06	HS
ZR	750 Zephyr Right	96 -	HS
ZR-7	750 Left/Rear	99 -	LS
ZR-7	750 Right	99 -	HS
ZR-7S	750 Left/Rear	01 -	LS
ZR-7S	750 Right	01 -	HS
VN	800 Drifter	99 - 02	LS
W	800	11 -	HS
VN	900 Classic	06 -	LS
VN	900 Custom	07 -	LS
KLV	1000 Right	04 -	HS
	1100 Zephyr Right	97 -	HS
GPZ	1100 (ZX 1100 E1-E2) Right	95 - 96	HS
GPZ	1100 ABS, Horizont Right	97 -	HS
VN	1500 Classic Fi	00 -	LS
VN	1500 Classic Tourer Fi Left/Rear	00 -	LS
VN	1500 Classic Tourer Fi Right	00 -	HS
VN	1500 Classic Tourer Right	98 -	HS
VN	1500 Drifter	99 - 02	LS
VN	1500 Mean Streak	02 - 03	LS
VN	1600 Classic Left/Rear	03 -	LS
VN	1600 Classic Right	03 -	HS
VN	1600 Mean Streak	04	LS
VN	1600 Mean Streak	05 -	LS
VN	1700 Classic Left/Rear	09 -	LS
VN	1700 Classic Right	09 -	HS
VN	1700 Classic Tourer Left/Rear	09 -	LS
VN	1700 Classic Tourer Right	09 -	HS

KAWASAKI


VN	1700 Voyager	09 -	LS
VN	2000	04 -	LS

SUZUKI

GS	500	04 -	HS
GS	500 E	96 - 03	HS
GS	500 F	04 -	HS
GSF	600 Bandit / S Bandit Right	00 - 04	HS
GSX	600 FW Right	98 -	HS
DL	650 V-Strom Right	04 -	HS
GSF	650 Bandit / S Bandit Right	05	HS
GSF	650 Bandit / S Bandit Right ABS	06	HS
SFV	650 Gladius Right	09 -	HS
SV	650 ,S Right	99 - 02	HS
SV	650 ,S Right	03 -	HS
XF	650 Freewind	97 - 02	HS
GSR	750 Right	11 -	HS
GSX	750 FW Right	98 - 02	HS
GSX	750 Right	98 - 02	HS
C	800 Intruder	05 -	HS
M	800 Intruder	05 -	HS
VL	800 Intruder LC Volusia	01 - 04	HS
VZ	800 Marauder	97 - 04	HS
DL	1000 V-Strom Right	02 -	HS
GSX	1100 G Right	96 -	HS
C	1500 Intruder Right	05 -	HS
M	1500 Intruder Left/Rear	09 -	LS
M	1500 Intruder Right	09 -	HS
VL	1500 Intruder LC Right	02	HS
M	1600 Intruder	05 -	LS
VZ	1600 Marauder	04	LS
C	1800 R Intruder	08 -	LS
M	1800 R Intruder	06 -	LS
M	1800 R2 Intruder	08 -	LS

Dimensions in mm / Dimensions en mm
1" = 25.4 mm , 1 mm = 0.04"

◆ Selection of compound - see page 138-139/Sélectionnement de composé de friction - voir page 138-139



KAWASAKI			
400 Ninja R Left/Rear	11 -	HS	
ER-5	500	01 -	HS
ER-6f	650 Left/Rear	06- 08	HS
ER-6f	650 Left/Rear	09 -	HS
ER-6n	650 Left/Rear	06- 08	HS
ER-6n	650 Left/Rear	09 -	HS
KL	650 C1 (KLR)	95	HS
KLE	650 Versys Left/Rear	07- 09	HS
KLE	650 Versys Left/Rear	10 -	HS
KLR	650 C1-	98	HS
KLR	650 C1-	99 -	HS
Z	750 Left/Rear	04 -	HS
Z	750 S Left/Rear	05- 06	HS
ZR	750 Zephyr Left/Rear	96 -	HS
ZR-7	750 Left/Rear	99 -	HS
ZR-7S	750 Left/Rear	01 -	HS
VN	800 Classic	98 -	HS
VN	800 Drifter	99- 02	HS
VN	900 Classic	06 -	HS
VN	900 Custom	07 -	HS
KLV	1000 Left/Rear	04 -	HS
	1100 Zephyr Left/Rear	97 -	HS
GPZ	1100 (ZX 1100 E1-E2)		
	Left/Rear	95- 96	HS
GPZ	1100 ABS, Horizont		
	Left/Rear	97 -	HS
VN	1500 Classic	97 -	HS
VN	1500 Classic Fi	00 -	HS
VN	1500 Classic Tourer Fi		
	Left/Rear	00 -	HS
VN	1500 Classic Tourer		
	Left/Rear	98 -	HS
VN	1500 Drifter	99- 02	HS

APRILIA			
RS	250	97- 02	HF
RS	250 Pista	04 -	HF
	650 Pegaso Strada	05 -	HS
SMV	750 Dorsoduro	08	HS
	1000 Blue Marlin	02 -	HS
RST	1000 Futura	01 -	HS
RSV	1000 Falco SL, R	00 -	HS
RSV	1000 Mille	97- 01	HS
RSV	1000 Mille R	00	HS
RSV	1000 Mille SP	00	HS
RSV	1000 Tuono Fighter	03- 05	HS
RSV	1000 Tuono R (Rad.cal)	04 -	HS
RSV	1000 Tuono V4 R	11 -	HS
	1200 Dorsoduro	11 -	HS

BENELLI			
666	125 Born in Hell	98 -	HF
	756 Cue	10 -	HS
	899 Trek	07 -	HS
TnT	899	07 -	HS
	900 Tornado 3	00- 02	HS
TnT	1100	04	HS
TnT	1130	05 -	HS
TnT	1130 Trek	06 -	HS
TnT	1130 Trek Amazonas	07 -	HS

BIMOTA			
DB4	900	99 -	HS
SB8	1000 R	98 -	HS
SB8K	1000	06 -	HS

BMW			
G	650 Xmoto	07 -	HS
F	800 R	09 -	HS



KAWASAKI			
VN	1600 Classic Left/Rear	03 -	HS
VN	1700 Classic Left/Rear	09 -	HS
VN	1700 Classic Tourer		
	Left/Rear	09 -	HS

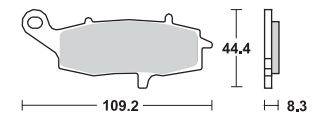
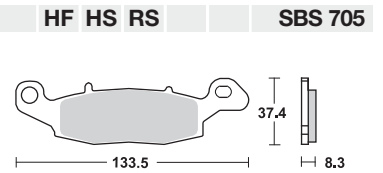
SUZUKI			
RV	125 VanVan	03 -	HF
GSF	250 VS, S Bandit	95 -	HS
GSF	400 Bandit	94- 97	HS
GSF	600 Bandit / S Bandit		
	Left/Rear	00- 04	HS
GSX	600 FW Left/Rear	98 -	HS
DL	650 V-Strom Left/Rear	04 -	HS
GSF	650 Bandit / S Bandit		
	Left/Rear	05	HS
GSF	650 Bandit / S Bandit		
	Left/Rear ABS	06	HS
SFV	650 Gladius Left/Rear	09 -	HS
SV	650 ,S Left/Rear	99- 02	HS
SV	650 ,S Left/Rear	03 -	HS
GSR	750 Left/Rear	11 -	HS
GSX	750 FW Left/Rear	98- 02	HS
GSX	750 Left/Rear	98- 02	HS
DR	800 ST Big	96 -	HS
DL	1000 V-Strom Left/Rear	02 -	HS
GSX	1100 G Left/Rear	96 -	HS
C	1500 Intruder Left/Rear	05 -	HS
M	1500 Intruder Left/Rear	09 -	HS
VL	1500 Intruder LC		
	Left/Rear	02	HS

BMW			
F	800 S	06 -	HS
F	800 ST	06 -	HS
F	800 ST Touring	11 -	HS

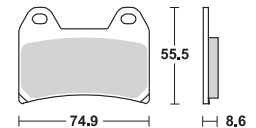
BRAKING			
	Street,		
	Supermotard	◆	

BREMBO RACING CALIPERS			
	100mm Motard		
	Radial XA78910 ,		
	P4 30/34	◆	
	100mm Radial		
	220A16810 ,		
	P4 30/34	◆	
	100mm Radial		
	220A80310 ,		
	P4 30/34	◆	
	108mm Motard		
	Radial XA69510 ,		
	P4 30/34	◆	
	108mm Radial		
	220A01610 ,		
	P4 30/34	◆	
	108mm Radial		
	220A80210 ,		
	P4 30/34	◆	
	Goldline two pin		
	20.6800, road	◆	
	Radial 220A16820 ,		
	P4 30/34	◆	

CAGIVA			
	650 Raptor	01 -	HS



HF HS DC RS DS SBS 706



Dimensions in mm / Dimensions en mm
1" = 25.4 mm , 1 mm = 0.04"

◆ Selection of compound - see page 138-139/Sélectionnement de composé de friction - voir page 138-139



SBS 706 HF HS DC RS DS

CAGIVA

650 V-Raptor	01 -	HS
1000 Raptor	00 -	HS
1000 V-Raptor	00 -	HS
1000 Xtra Raptor	02 -	HS

DUCATI

400 Monster (Japan)	01 -	HS
600 Monster	00 - 01	HS
620 Monster Dark i.e.	02 -	HS
620 Monster i.e., s i.e.	02 -	HS
620 Multistrada Dark	05 -	HS
620 Sport	03 -	HS
696 Monster (Rad.cal)	08 -	HS
748 , S	99 - 02	HS
748 R	00	HS
748 SPS	98 - 99	HS
750 Monster	00 - 01	HS
750 Monster i.e.	02	HS
750 Sport	00 -	HS
750 Super Sport	00 -	HS
796 Hypermotard	10 -	HS
796 Monster	11 -	HS
800 Monster Dark i.e., s i.e.	03 -	HS
800 Monster i.e., s i.e.	03 -	HS
800 Sport	03 -	HS
800 Supersport	03 -	HS
848 (Rad.cal)	08 - 10	HS
900 Monster	00 - 01	HS
900 Monster i.e.	02	HS
900 Super Sport	98 -	HS
MH 900	00 -	HS
916 Monster S4	01 - 03	HS
916 Sport Touring 4	99 - 01	HS
916 SPS	97 - 98	HS
944 Sport Touring	98 -	HS
944 ST2	97 -	HS
992 ST3	04 -	HS
992 ST3s ABS	06 -	HS
996 , SPS	99 - 01	HS
996 Monster S4R	04 -	HS
996 ST4s	02 -	HS
996 ST4s ABS	03 -	HS
998 , S	02	HS
1000 Monster Dark i.e., s i.e.	03 -	HS
1000 Monster i.e., s i.e.	03 -	HS
1000 Monster S2R	06 -	HS
1000 Multistrada	07 -	HS
1000 Multistrada DS	03 - 06	HS
1000 Multistrada S DS	05 -	HS
1000 Supersport DS	03 -	HS
1100 Hypermotard EVO	10 -	HS
1100 Monster (Rad.cal)	09 -	HS
1100 Monster EVO (Rad.cal)	11 -	HS
1100 Monster S (Rad.cal)	09 -	HS
1200 Multistrada	10 -	HS

HOREX

VR6 1200	11 -	HS
----------	------	----

HUSQVARNA

570 Nox	01 - 03	HF
LT 610	00 -	HF
SM 610 Super Motard, S	98 -	HF
SMR 630	04 - 08	RS

KTM

SMC 625	05 -	HF
640 Duke	03 -	HF

KTM

LC4 640 Supermoto	04 -	HF
SMC 660 Supermoto	04 -	HF

MOTO-GUZZI

750 Breva	03 -	HS
750 Nevada Classic ie	06 -	HF
750 Nevada, Nevada Club	03 -	HF
V7 750 CafÚ Classic	10 -	HS
V7 750 Classic	09 -	HS
V7 750 Clubman Racer	10 -	HS
V7 750 Racer	11 -	HS
940 Custom	07 -	HS
1100 California EV	06 -	HS
1100 California EV Touring	06 -	HS
1100 California Jackal	01 -	HS
1100 California Jackal Basic	01 -	HS
1100 California Special	01 -	HS
1100 California Special Sport Alloy	02 -	HS
1100 California Stone Metal	02 -	HS
1100 California Stone, Stone Touring	02 -	HS
1100 California Titanium	03 -	HS
1100 California Vintage	06 -	HS
1100 Griso	05 -	HS
EV 1100 California, 80, Touring	01 -	HS
V 1100 Breva	04	HS
V 1100 Breva	05 -	HS
V11 1100 , Scura, Sport Scura	02 -	HS
V11 1100 Lemans, Lemans Tenni, Lemans Rosso Corsa	01 -	HS
V11 1100 Sport Rosso Mandell	01 -	HS
V11 1100 Sport, Sport Naked	01 -	HS
1200 Griso 8V	07 -	HS
1200 Norge	06 -	HS
1200 Norge GT 8V	10 -	HS
1200 Sport	07 - 08	HS
1200 Sport 4V	09 -	HS
1200 Stelvio	08 -	HS
1200 Stelvio NTX	09 -	HS

MOTO-MORINI

1200 9c	06 -	HS
1200 Corsaro	06 -	HS
1200 Sport	08 -	HS

MV AGUSTA

675 F3	11 -	HS
989 Brutale R	09	HS
990 Brutale R	10 -	HS

MZ

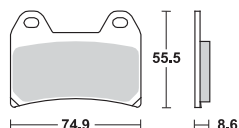
1000 (MUZ) S	01 - 02	HS
--------------	---------	----


SUZUKI

GSX 1200	99 - 01	HS
----------	---------	----

VICTORY

1500 Kingpin	04 - 05	HS
1500 Touring Cruiser	03 - 06	HS
1500 V92C Cruiser	98 - 02	HS
1500 V92C Deluxe	01 - 02	HS





VICTORY

1500 V92SC Sport			
Cruiser	00- 02	HS	
1500 Vegas	03- 05	HS	
1500 Vegas 8-Ball	05	HS	
1634 Hammer	05- 07	HS	
1634 Hammer S	06- 08	HS	
1634 Kingpin	06- 07	HS	
1634 Kingpin Tour	06- 07	HS	
1634 Vegas	06- 07	HS	
1634 Vegas 8-Ball	06- 07	HS	
1634 Vegas Jackpot	06- 07	HS	

A.P. RACING CALIPERS

6 Piston			
4466/4477 Series		◆	

SYM

125 Attila	95-	HF	
H01 150	95-	HF	

YAMAHA

YZF 450 S Left/Rear	06-	SI	
---------------------	-----	----	--

BREMBO RACING CALIPERS

100mm Radial			
Monoblock			
XA7G210/11 ,			
P4 32/36		◆	
100mm Radial			
Monoblock			
XA7G240/41 ,			
P4 32/36		◆	
Monoblock			
X101740/41 ,			
P4 32/36		◆	
Radial Monoblock			
X973760/61 ,			
P4 32/36		◆	

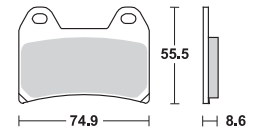
VOXAN

VB1 1000 EVO	04-	HS	
--------------	-----	----	--

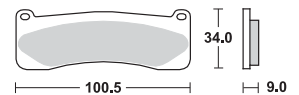
YAMAHA

XJR 400 R	95-	HS	
XT 660 X	04-	HS	
TRX 850 (Italy)	95-	HS	
XJR 1200 (Italy)	95- 98	HS	

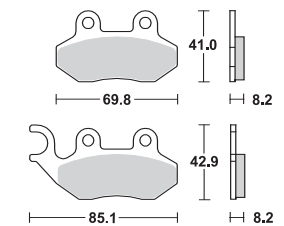
HF HS DC RS DS SBS 706



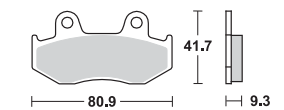
RS RQ SBS 707



HF SBS 708



HF LS SI RSI SBS 709



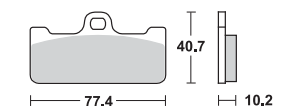
BREMBO RACING CALIPERS

Radial Monoblock			
XA93310/11		◆	
Radial XA3B830/31 ,			
P4 32/36		◆	
Radial XA3B860/61 ,			
P4 32/36		◆	

NISSIN


4 Piston Racing			
Caliper		◆	

DC RS DS SBS 711

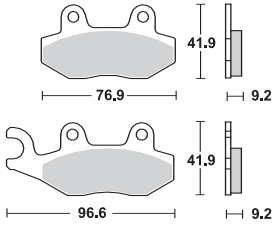


Dimensions in mm / Dimensions en mm
1" = 25.4 mm , 1 mm = 0.04"

◆ Selection of compound - see page 138-139/Sélectionnement de composé de friction - voir page 138-139



SBS 713 HF



HONDA			
CA	125 Rebel	95 - 96	HF
CMX	250 C Rebel	96	HF
CMX	250 C Rebel	97 -	HF

JINCHENG			
JC	250	06 -	HF

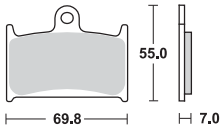
KEEWAY			
	125 Superlight	06 -	HF
	150 Superlight	06 -	HF
	250 Land Cruiser	06 -	HF

KREIDLER			
	125 Enduro	07 -	HF
	125 Supermoto	07 -	HF
	200 Enduro	07 -	HF

MZ			
	125 SM, SX	02 -	HF

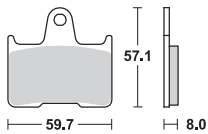
QUINGOI			
QM	125 GY	02 -	HF

SBS 714 HF HS



SUZUKI			
RF	900 RR,RS,RS2,T,V	94 - 97	HS
GSF	1200 Bandit	97 - 00	HS

SBS 715 HF LS RQ



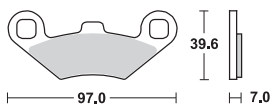
HONDA			
CB	1300 R	02 - 04	LS
CB	1300 SF	98 -	LS
CB	1300 X-4	97 -	LS

KAWASAKI			
ZX-7RR	750 Ninja N1	96 - 02	LS
GTR	1400 (Rad.cal)	07 -	LS
ZZR	1400 (Rad.cal)	06 -	LS

MZ			
	1000 (MUZ) S	03 -	LS


MZ			
	1000 (MUZ) SF	05 -	LS
	1000 (MUZ) SFX	07 -	LS
	1000 (MUZ) SN	05 -	LS
	1000 (MUZ) ST	07 -	LS

SBS 716 HF SI RSI ATS



POLARIS			
	Trail Blazer	90 - 93	ATS
	Trail Boss 2x4, 4x4	88 - 89	ATS
	250 2x4, 4x4	90	ATS
	250 2x4, 4x4	93	ATS
	250 Big Boss 4x6, 6x6	89 - 93	ATS
	250 Trail Blazer	94 - 98	ATS
	250 Trail Blazer	99 -	ATS
	250 Trail Boss	91 - 99	ATS
	250 Trail Boss 2x4, 4x4	91 - 92	ATS
	250 Xplorer 4x4	00 -	ATS
	300 2x4, 4x4	94 - 95	ATS
	300 Big Boss 6x6	94	ATS
	300 Hawkeye 2x4, 4x4	07 -	ATS
	300 Xplorer 4x4	96 -	ATS
	300 Xpress 2x4	98 -	ATS
	300 Xpress L	96 - 97	ATS
	325 Magnum 2x4, 4x4	00 - 02	ATS
	325 Trail Boss	00 - 02	ATS
	330 ATP	04 - 05	ATS
	330 ATP	06 -	ATS
	330 Magnum 2x4, 4x4	03 -	ATS

POLARIS			
	330 Trail Boss	03 -	ATS
	335 Sportsman 4x4	99 -	ATS
	350 Big Boss	93	ATS
	350 L 2x4, 4x4	90	ATS
	350 L 4x4	93	ATS
	350 Sportsman 4x4	93	ATS
	350 Trail Boss L 2x4	91 - 93	ATS
	350 Trail Boss L 4x4	91	ATS
	400 Big Boss L 6x6	96	ATS
	400 L 2x4	94 - 95	ATS
	400 L 4x4	94	ATS
	400 Scrambler 2x4, 4x4	00 -	ATS
	400 Scrambler 4x4	98	ATS
	400 Scrambler 4x4	99 -	ATS
	400 Scrambler L 4x4	95 - 97	ATS
	400 Sport	99 - 00	ATS
	400 Sport L	94 - 98	ATS
	400 Sportsman	01 -	ATS
	400 Sportsman L 4x4	94 - 97	ATS
	400 Trail Blazer	03 -	ATS
	400 Xplorer L 4x4	95 - 99	ATS
	400 Xplorer L 4x4	00 -	ATS
	400 Xpress L	96 - 97	ATS
	425 2x4, 4x4 Magnum	95 - 98	ATS
	425 Magnum 6x6	96	ATS



POLARIS		
425 Xpedition 4x4	00-	ATS
450 Sportsman	06-	ATS
455 Diesel EBS 4x4	99-	ATS
500 ATP HO	04-	ATS
500 Big Boss 6x6	98- 99	ATS
500 Magnum 2x4, 4x4	02-	ATS
500 Magnum 4x4	00- 01	ATS
500 Outlaw	06-	ATS
500 Predator	03-	ATS
500 Predator e	06-	ATS
500 Ranger 6x6	00- 02	ATS
500 Scrambler 2x4	01-	ATS
500 Scrambler 4x4	97	ATS

POLARIS		
Trail Blazer	90- 93	ATS
Trail Boss 2x4, 4x4	88- 89	ATS
250 2x4, 4x4	90	ATS
250 2x4, 4x4	93	ATS
250 Big Boss 4x6, 6x6	89- 93	ATS
250 Big Boss 4x6, 6x6		
Middle Axle Brake	89- 93	ATS
250 Trail Blazer	94- 98	ATS
250 Trail Boss	91- 99	ATS
250 Trail Boss 2x4, 4x4	91- 92	ATS
300 2x4, 4x4	94- 95	ATS
300 Big Boss 6x6	94	ATS
300 Big Boss 6x6		
Middle Axle Brake	94	ATS
300 Xplorer 4x4	96-	ATS
300 Xpress 2x4	98-	ATS
300 Xpress L	96- 97	ATS
350 Big Boss	93	ATS
350 Big Boss		
Middle Axle Brake	93	ATS
350 L 2x4, 4x4	90	ATS
350 L 4x4	93	ATS
350 Sportsman 4x4	93	ATS

A.P. RACING CALIPERS
CP-3548

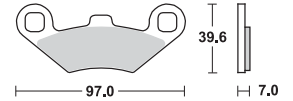
A.P. RACING CALIPERS
CP-4226-2S0/3S0



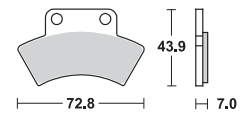
POLARIS		
500 Scrambler 4x4	98-	ATS
500 Sportsman 4x4	96-	ATS
500 Sportsman 6x6	00-	ATS
500 Sportsman EBS 4x4	98-	ATS
500 Xplorer 4x4	97	ATS
525 Outlaw	07-	ATS

POLARIS		
350 Trail Boss L 2x4	91- 93	ATS
350 Trail Boss L 4x4	91	ATS
400 Big Boss L 6x6	96	ATS
400 L 2x4	94- 95	ATS
400 L 4x4	94	ATS
400 Scrambler 4x4	98	ATS
400 Scrambler L 4x4	95- 97	ATS
400 Sport L	94- 98	ATS
400 Sportsman L 4x4	94- 97	ATS
400 Xplorer L 4x4	95- 99	ATS
400 Xpress L	96- 97	ATS
425 2x4, 4x4 Magnum	95- 98	ATS
500 Big Boss 6x6	98- 99	ATS
500 Big Boss 6x6		
Middle Axle Brake	98- 99	ATS
500 Scrambler 4x4	97	ATS
500 Sportsman 4x4	96-	ATS
500 Xplorer 4x4	97	ATS

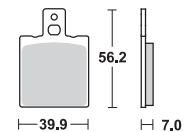
HF SI RSI ATS SBS 716



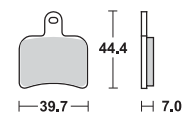
HF SI RSI ATS SBS 717



HF SI RSI SBS 718




RQ SBS 719



Dimensions in mm / Dimensions en mm
1" = 25.4 mm , 1 mm = 0.04"

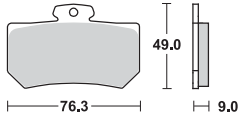
◆ Selection of compound - see page 138-139/Sélectionnement de composé de friction - voir page 138-139



SBS 720 RS RQ

A.P. RACING CALIPERS

CP-4484-2S0/3S0

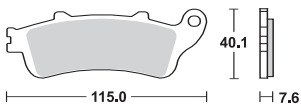
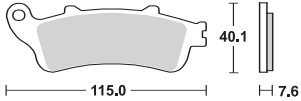


SBS 721 HF HS

HONDA

ST 1100 A6

ABS-TCS-CBS 96- HS

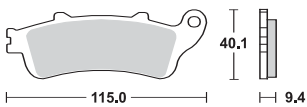
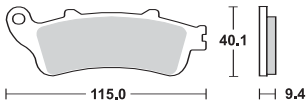


SBS 722 HF LS

HONDA

ST 1100 A6

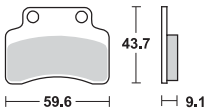
ABS-TCS-CBS 96- LS



SBS 723 HF

CAGIVA

125 Brillo 08- HF



SBS 726 SI RSI CS

KAWASAKI

KX 80 R7, T7, W1, Y1, W2, Y2 97- 00 RSI

KX 85 01- RSI

KX 85 II 01- RSI

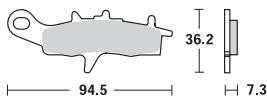
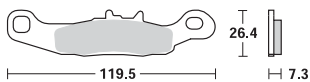
KX 100 97- RSI


KL 250 Super Sherpa 00- SI

SUZUKI

RM 85 , L 05- RSI

RM 100 03- RSI





HONDA			
CB	400 Super Four S	97 -	HS

YAMAHA			
TW	125	99- 01	HF
TW	125	02-	HF
DT	175	00-	HF
TW	200	01-	HF
	225 Bronco, Cellow	97-	HF
XT	225	01-	HF
XG	250 Tricker	05-	HF
YZF	600 R6	99- 02	LS
YZF	1000 R1	02- 03	LS

NISSIN			
	6 Piston Racing		
	Caliper		◆

PERFORMANCE MACHINE			
	112 X 6B		◆
	112 X 6QC		◆

YAMAHA			
YZF	750 R7 OW02 Race kit	99-	HS

APRILIA			
	1000 Blue Marlin	02-	LS
ETV	1000 Caponord	01-	LS
ETV	1000 Caponord		
	Rally Raid	04-	LS
RSV	1000 Factory Pista		
	(Rad.cal)	04-	LS
RSV	1000 Falco SL, R	00-	LS
RSV	1000 Mille	97- 01	LS
RSV	1000 Mille	02-	LS
RSV	1000 Mille Nera		
	(Rad.cal)	04-	LS
RSV	1000 Mille R	00	LS
RSV	1000 Mille R	01- 02	LS
RSV	1000 Mille R	04	LS
RSV	1000 Mille R (Rad.cal)	03	LS
RSV	1000 Mille R (Rad.cal)	05-	LS
RSV	1000 Mille R Factory		
	(Rad.cal)	04-	LS
RSV	1000 Mille SP	00	LS
RSV	1000 Tuono Fighter	03- 05	LS
RSV	1000 Tuono R	03	LS
RSV	1000 Tuono R (Rad.cal)	04-	LS
RSV	1000 Tuono R Factory	06-	LS
RSV	1000 Tuono V4 R	11-	LS
RSV4	1000	09-	LS
RSV4-R	1000	10-	LS

BENELLI			
	756 Cue	07- 09	LS
	756 Cue	10-	LS



HF HS			

HF LS RQ			

HF HS DC RS			

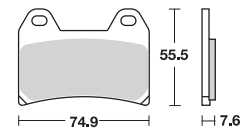
BENELLI			
	899 Trek	07-	LS
TnT	899	07-	LS
TnT	899 Century Racer	11-	LS
	900 Tornado TRE	03-	LS
	900 Tornado TRE RS		
	(Rad.cal)	04-	LS
TnT	1130	05-	LS
TnT	1130 Cafe Racer	05-	LS
TnT	1130 Century Racer	11-	LS
TnT	1130 Officine	07-	LS
TnT	1130 Sport	05-	LS
TnT	1130 Titanium	05-	LS
TnT	1130 Trek	06-	LS
TnT	1130 Trek Amazonas	07-	LS

BIMOTA			
DB5	1000 Mille (Rad.cal)	05-	LS
DB5	1000 S (Rad.cal)	07-	LS
DB6	1000 Delirio (Rad.cal)	07-	LS
DB7	1098 (Rad.cal)	08	LS
3D	1100 Tesi (Rad.cal)	07-	LS
DB6R	1100 Delirio (Rad.cal)	08-	LS
DB8	1198 (Rad.cal)	10-	LS

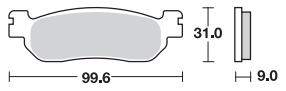
BOMBARDIER			
	500 Traxter 4x4	99- 00	HF HF

BREMBO RACING CALIPERS			
	Goldline		
	20.6951.50, road		◆

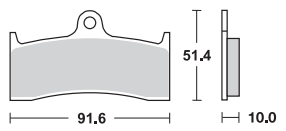
HF HS SBS 727



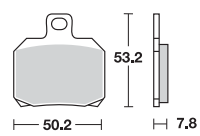
HF LS RQ SBS 728



HF HS DC RS SBS 729


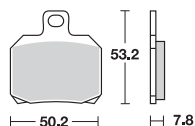


HF LS RQ SBS 730



Dimensions in mm / Dimensions en mm
1" = 25.4 mm , 1 mm = 0.04"

◆ Selection of compound - see page 138-139/Sélectionnement de composé de friction - voir page 138-139

**BREMBO RACING CALIPERS**Supersport
120A44110 ,P2 34**CAGIVA**

650 Raptor	01 -	LS
650 V-Raptor	01 -	LS
1000 Raptor	00 -	LS
1000 V-Raptor	00 -	LS
1000 X3 Raptor	04 -	LS
1000 X-Raptor	03 -	LS
1000 Xtra Raptor	02 -	LS

DERBI

GP1 50	05 -	HF
GPR 50 Nude	04 -	HF
GPR 50 Racing	04 -	HF
GP1 125	05 -	HF
GP1 250	05 -	HF
659 Mulhacen	05	LS
659 Mulhacen	06 - 07	LS
659 Mulhacen Cafe	08 -	LS

DUCATI

620 Multistrada	05 -	LS
620 Multistrada Dark	05 -	LS
620 Sport	03 -	LS
696 Monster (Rad.cal)	08 -	LS
749 , S	03 -	LS
749 R (Rad.cal)	04 -	LS
750 Sport	00 -	LS
750 Super Sport	00 -	LS
796 Hypermotard	10 -	LS
796 Monster	11 -	LS
800 Sport	03 -	LS
800 Supersport	03 -	LS
848 (Rad.cal)	08 - 10	LS
848 EVO (Rad.cal)	11 -	LS
900 Super Sport	98 -	LS
916 Sport Touring 4	99 - 01	LS
944 Sport Touring	98 -	LS
944 ST2	97 -	LS
D16RR 990 Desmosedici RR	07 -	LS
992 ST3	04 -	LS
992 ST3s ABS	06 -	LS
996 ST4s	02 -	LS
996 ST4s ABS	03 -	LS
998 Monster S4Rs	06	LS
999 , S	03 -	LS
999 Monster S4R	07 -	LS
999 Monster S4RS	07 -	LS
999 R (Rad.cal)	03 -	LS
1000 Hypermotard	06	LS
1000 Monster S2R	06 -	LS
1000 Multistrada	07 -	LS
1000 Multistrada DS	03 - 06	LS
1000 Multistrada S DS	05 -	LS
1000 Supersport DS	03 -	LS
1098 (Rad. cal)	07 - 08	LS
1098 R (Rad.cal)	08 -	LS
1098 R Bayliss LE (Rad.cal)	09 -	LS
1098 S (Rad. cal)	07 - 08	LS
1098 Streetfighter (Rad.cal)	09 -	LS
1098 Streetfighter S (Rad.cal)	09 -	LS
1100 Hypermotard	07 -	LS
1100 Hypermotard EVO	10 -	LS
1100 Hypermotard EVO SP	10 -	LS
1100 Monster (Rad.cal)	09 -	LS

DUCATI

1100 Monster EVO (Rad.cal)	11 -	LS
1100 Monster S (Rad.cal)	09 -	LS
1198 (Rad.cal)	09 -	LS
1198 S (Rad.cal)	09 -	LS
1198 SP (Rad.cal)	11 -	LS
1200 Multistrada	10 -	LS

GILERA

600 Supersport	02 -	LS
----------------	------	----

KTM

RC8 1190	08 -	LS
RC8 1190 R	09 -	LS
RC8 1190 R Track	11 -	LS

LAVERDA

TTS 800	99 -	HF
SFC 1000 (Rad.cal)	04 -	LS

MONDIAL

1000 EVO (Rad.cal)	04 -	LS
1000 Piega	03 -	LS
1000 RZ Nuda	04 -	LS
1000 Starfighter (Rad.cal)	04 -	LS

MOTO-GUZZI

750 Breva	03 -	LS
750 Nevada Classic ie	06 -	HF
750 Nevada, Nevada Club	03 -	HF
V7 750 CafÚ Classic	10 -	LS
V7 750 Classic	09 -	LS
V7 750 Clubman Racer	10 -	LS
V7 750 Racer	11 -	LS
V 1100 Breva	04	LS
1200 MGS-01 Corsa (Rad.cal)	05 -	LS
1200 Sport 4V	09 -	LS

MOTO-MORINI


1200 9c	06 -	LS
1200 Corsaro	06 -	LS
1200 Sport	08 -	LS

RIEJU

50 Tangoo	10 -	HF
125 Marathon Pro	09 -	HF
125 Marathon Pro Supermotard	09 -	HF
125 Tango	08 -	HF
125 Tango Pro	08 -	HF
250 Tango	08 -	HF

VOXAN

1000 Cafe Racer	01 -	LS
1000 Roadster	01 -	LS
VB1 1000 EVO	04 -	LS



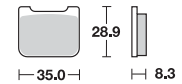
BREMBO RACING CALIPERS

Billet
P2.24 X20.60.01,
racing



RQ

SBS 732

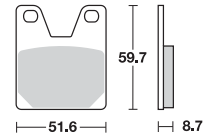


YAMAHA

YZF	750 R7 OW02	99-	LS
YZF	1000 R1	98- 01	LS

HF LS RQ

SBS 733

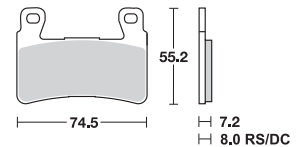


HONDA

CB	600 Hornet (Japan)	98-	HS
CBR	600 F4, F4 Sport	99-	HS
CBR	600 RR	03- 04	HS
CBR	900 RR Fireblade	98- 99	HS
CBR	900 RR Fireblade	00- 01	HS
CBR	900 RR Fireblade	02- 03	HS
VTR	1000 SP-1, SP-2	00-	HS
CB	1300	05-	HS
CB	1300 R	02- 04	HS

HF HS DC RS

SBS 734



HONDA

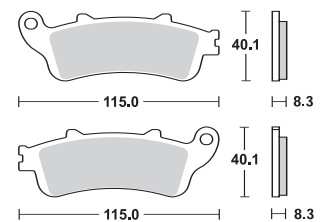
NT	650 V Deauville	02- 05	HS
VFR	800 FI	98- 01	HS
VFR	800 V-TEC, ABS	02- 05	HS
XL	1000 Varadero	99	HS
XL	1000 Varadero (Linked brake system)	00- 03	HS
CB	1100 Hornet	99-	HS
CB	1100 X-11	00-	HS
CBR	1100 XX Super Blackbird	96-	HS

HONDA

ST	1300 Pan European, ABS	02-	HS
GL	1800 Gold Wing	01-	HS
VTX	1800	01-	HS

HF HS

SBS 735



HONDA

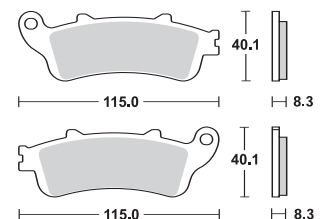
NT	650 V Deauville	02- 05	LS
NT	700 Deauville ABS	06-	LS
NT	700 V Varadero, ABS	10-	LS
VFR	800	06-	LS
VFR	800 ABS	06-	LS
VFR	800 FI	98- 01	LS
VFR	800 V-TEC, ABS	02- 05	LS
XL	1000 Varadero	99	LS
XL	1000 Varadero	04-	LS
XL	1000 Varadero (Linked brake system)	00- 03	LS
XL	1000 Varadero Travel	05-	LS

HONDA

CB	1100 Hornet	99-	LS
CB	1100 X-11	00-	LS
CBR	1100 XX Super Blackbird	96-	LS
ST	1300 Pan European, ABS	02-	LS
VT	1300 Fury ABS	10-	LS
VTX	1800	01-	LS

HF LS

SBS 736



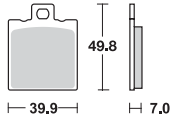
Dimensions in mm / Dimensions en mm
1" = 25.4 mm , 1 mm = 0.04"

◆ Selection of compound - see page 138-139/Sélectionnement de composé de friction - voir page 138-139



SBS 737 HF

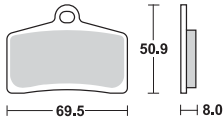
HARRISON/BILLET CALIPERS



4 Piston Billet
Big-6

SBS 739 HS LS

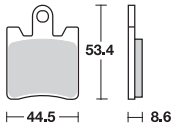
EXCELSIOR-HENDERSON



1386 Deadwood
Special 00 - HS LS
1386 Super X
all models 99 - HS LS

SBS 740 HF HS

YAMAHA

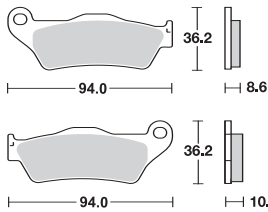


FJR 1300 ABS 06 - HS

1 set = 4 pcs.

SBS 742 HF LS RQ


BMW



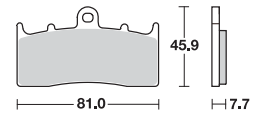
R	850 C	99 -	LS
R	850 GS	99 -	LS
R	850 R	96 -	LS
R	850 R	03 -	LS
R	850 RT With Integral ABS	01 -	LS
R	1100 GS	99	LS
R	1100 R	99 -	LS
R	1100 RT	95 -	LS
R	1100 S	99 - 00	LS
R	1100 S With Integral ABS	01 -	LS
R	1100 S Without Integral ABS	01 -	LS
R1100	1100 GS	94 -	LS
R	1150 GS	00 - 01	LS
R	1150 GS, GS Adventurer	02 -	LS
R	1150 R	01 -	LS
R	1150 R Rockster	03 -	LS
R	1150 RS	01 -	LS
R	1150 RT With Integral ABS	01 -	LS
R	1200 HP2 Megamoto	07 -	LS

BMW

K	1200 R	05 - 08	LS
K	1200 R Sport	07 -	LS
K	1200 S	05 - 08	LS
R	1200 C	98 - 02	LS
R	1200 C Classic	03 - 04	LS
R	1200 C Independent	03 -	LS
R	1200 C Montauk	04 -	LS
R	1200 GS	04 -	LS
R	1200 GS Tripple Black	11 -	LS
R	1200 R	07 -	LS
R	1200 RT	06 -	LS
R	1200 S	06 -	LS
R	1200 ST	06 -	LS
K	1300 GT	09 -	LS
K	1300 R	09 -	LS
K	1300 R Dynamic	11 -	LS
K	1300 S	09 -	LS
K	1600 GT	11 -	LS
K	1600 GTL	11 -	LS

**KAWASAKI**

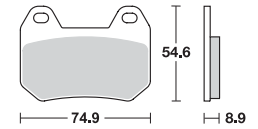
ZRX 400 98- HS

HF HS**SBS 743****BMW**

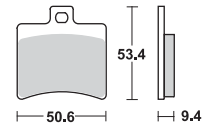
K 1200 LT 99- 00 HF

K 1200 LT With Integral
ABS 01- HF

R 1200 CL 03- HF

HF**SBS 746****APRILIA**

RS 125 06- HF

HF RQ**SBS 747****KYMCO**

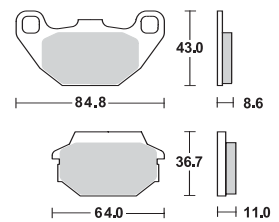
50 MXer 03- HF

50 MXU 05- HF

125 MXer 03- HF

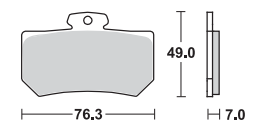
150 MXer 03- HF

150 MXU 05- HF

HF**SBS 749****A.P. RACING CALIPERS**


CP-4485 ◆

CP-4679-2S0/3S0 ◆

HF**SBS 751**

Dimensions in mm / Dimensions en mm
1" = 25.4 mm , 1 mm = 0.04"

◆ Selection of compound - see page 138-139/Sélectionnement de composé de friction - voir page 138-139



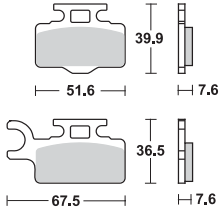
SBS 752 SI RSI CS

KAWASAKI

KX	65	00 -	RSI
----	----	------	-----

SUZUKI

RM	65	03 -	RSI
----	----	------	-----



SBS 754 HF SI RSI

BOMBARDIER

DS	250	Left/Rear	06	SI	SI
	330	Outlander			
		Left/Rear	04 - 06	SI	SI
	400	Outlander			
		Left/Rear	03 - 06	SI	SI
	400	Outlander Max			
		Left/Rear	03 - 06	SI	SI
	500	Quest Left/Rear	02 - 06	SI	SI
	500	Traxter 4x4			
		Left/Rear	01 - 06	SI	
	500	Traxter Max			
		Left/Rear	03 - 05	SI	
	650	Quest Left/Rear	02 - 06	SI	SI
	650	Quest Max			
		Left/Rear	03 - 06	SI	
	650	Traxter Max			
		Left/Rear	03 - 05	SI	
DS	650	Left/Rear	01 - 06	SI	SI
	800	Outlander			
		Left/Rear	06	SI	SI
	800	Outlander XT			
		Left/Rear	06	SI	SI

CAN-AM

	400	Outlander EFI			
		Left/Rear	09 -	SI	
	400	Outlander			
		MAX STD			
		Left/Rear	07 -	SI	
	400	Outlander MAX XT			
		Left/Rear	07 -	SI	
	400	Outlander STD			
		Left/Rear	07 -	SI	
	400	Outlander XT			
		Left/Rear	07 -	SI	
	500	Outlander			
		MAX STD			
		Left/Rear	07 -	SI	
	500	Outlander MAX XT			
		Left/Rear	07 -	SI	
	500	Outlander STD			
		Left/Rear	07 -	SI	
	500	Outlander XT			
		Left/Rear	07 -	SI	
	500	Renegade			
		Left/Rear	08 -	SI	
	650	Outlander			
		MAX STD			
		Left/Rear	07 -	SI	
	650	Outlander MAX XT			
		Left/Rear	07 -	SI	
	650	Outlander STD			
		Left/Rear	07 -	SI	

CAN-AM


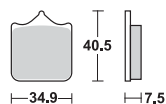
	650	Outlander XT			
		Left/Rear	07 -	SI	
	800	Outlander			
		MAX LTD			
		Left/Rear	07 -	SI	
	800	Outlander			
		MAX STD			
		Left/Rear	07 -	SI	
	800	Outlander MAX XT			
		Left/Rear	07 -	SI	
	800	Outlander STD			
		Left/Rear	07 -	SI	
	800	Outlander XT			
		Left/Rear	07 -	SI	
	800	Renegade EFI			
		Left/Rear	07 -	SI	
	800	Renegade			
		Left/Rear	08 -	SI	
	800	Renegade X			
		Left/Rear	08 -	SI	

CANNONDALE

	440	Blaze Left/Rear	03 -	SI	SI
	440	Cannibal Left/Rear	03 -	SI	SI
	440	Glamis Left/Rear	03 -	SI	SI
	440	Moto Left/Rear	03 -	SI	SI
	440	Speed Left/Rear	03 -	SI	SI

YAMAHA

YFM	400	FAM Kodiak	00 -	SI
YFM	400	FWN		
		Big Bear 4WD	00 -	SI
YFM	400	FWNH Big Bear-		
		Buckmaster 4WD	00 -	SI
YFM	400	N Big Bear 2WD	00 -	SI
YFM	450	FA Kodiak	03 -	SI
YFM	450	Wolverine	06 -	SI

**SBS 762 HF HS DC RS DS**

1 set = 4 pcs.

APRILIA

RSV	1000 Factory Pista (Rad.cal)	04 -	HS
RSV	1000 Mille	02 -	HS
RSV	1000 Mille Nera (Rad.cal)	04 -	HS
RSV	1000 Mille R	01 - 02	HS
RSV	1000 Mille R	04	HS
RSV	1000 Mille R (Rad.cal)	03	HS
RSV	1000 Mille R (Rad.cal)	05 -	HS
RSV	1000 Mille R Factory (Rad.cal)	04 -	HS
RSV	1000 Tuono R	03	HS
RSV	1000 Tuono R Factory	06 -	HS

BENELLI

BX	449 Supermotard	08 -	RS
	756 Cue	07 - 09	HS
TNT	899 Century Racer	11 -	HS
	900 Tornado TRE	03 -	HS
	900 Tornado TRE RS (Rad.cal)	04 -	HS
TnT	1130 Cafe Racer	05 -	HS
TNT	1130 Century Racer	11 -	HS
TnT	1130 Officine	07 -	HS
TnT	1130 Sport	05 -	HS
TnT	1130 Titanium	05 -	HS

BIMOTA

DB5	1000 Mille (Rad.cal)	05 -	HS
DB5	1000 S (Rad.cal)	07 -	HS
DB6	1000 Delirio (Rad.cal)	07 -	HS
SB8K	1000 Santamonica	07 -	HS
DB7	1098 (Rad.cal)	08	HS
3D	1100 Tesi (Rad.cal)	07 -	HS
DB6R	1100 Delirio (Rad.cal)	08 -	HS

BMW

G	450 SMR	09 -	RS
---	---------	------	----

BREMBO RACING CALIPERS

	Goldline 4 pad 20.7850.11/21, road	◆
	Motard Axial XA32950 ,P4 34	◆

CAGIVA

	1000 X3 Raptor	04 -	HS
	1000 X-Raptor	03 -	HS

DERBI

	659 Mulhacen	06 - 07	HS
	659 Mulhacen Cafe	08 -	HS

DUCATI

	748 R	01 - 02	HS
	749 , S	03 -	HS
	749 R (Rad.cal)	04 -	HS
	996 R	01	HS
	998 Monster S4Rs	06	HS
	998 R	02	HS
	999 , S	03 -	HS
	999 Monster S4R	07 -	HS
	999 Monster S4RS	07 -	HS
	999 R (Rad.cal)	03 -	HS
	1000 Hypermotard	06	HS

GILERA

	600 Supersport	02 -	HS
--	----------------	------	----

HUSQVARNA

SMR	449	11 -	RS
-----	-----	------	----

HUSQVARNA

SM	450 R	05	RS
SM	450 R	06 - 08	RS
SM	450 R	09 -	RS
SM	450 RR	06 -	RS
SM	510 Centennial	06 -	RS
SM	510 R	05	RS
SM	510 R	06 -	RS
SMR	511	11 -	RS
SM	610 ie	07 -	RS
SM	630	10 -	HS
STR	650 CRC	07 -	HF

HYOSUNG

RX	450 SM	08 -	HS
----	--------	------	----

KTM

	690 Duke	08 -	HS
	690 Duke R	10 -	HS
	690 SM	07 -	HS
	690 SMC	08 -	HS
	690 Supermoto R	08 -	HS
	950 SM	05 -	HS
	950 SM R	07 -	HS
	990 Super Duke	04 -	HS
	990 Super Duke R	09 -	HS
	990 Supermoto	07 -	HS
	990 Supermoto T	09 -	HS

LAVERDA

SFC	1000 (Rad.cal)	04 -	HS
-----	----------------	------	----

MONDIAL

	1000 EVO (Rad.cal)	04 -	HS
	1000 Piega	03 -	HS
	1000 RZ Nuda	04 -	HS
	1000 Starfighter (Rad.cal)	04 -	HS

MOTO-GUZZI

	1200 MGS-01 Corsa (Rad.cal)	05 -	HS
--	-----------------------------	------	----

MOTO-MORINI

	1200 Granferro	10 -	HS
--	----------------	------	----

MV AGUSTA

	1000 F4 R	06 - 07	HS
--	-----------	---------	----

SHERCO


SM	450 4.5i Supermotard	06 -	RS
----	----------------------	------	----

TM

SMX	450 F	04 -	RS
SMX	660 F	04 -	RS

TRIUMPH

	1050 Speed Triple (Rad.cal)	08 -	HS
--	-----------------------------	------	----



MV AGUSTA			
675 F3	11-		LS
750 Brutale, Brutale S	01-		LS
750 F4 SPR	01-		LS
750 F4/F4S	99-		LS
910 Brutale	06-		LS
910 Brutale R	06-		LS
910 Brutale S	06-		LS
989 Brutale R	09		LS
990 Brutale R	10-		LS
1000 F4 Mamba	04- 06		LS
1000 F4 R	06- 07		LS

SUZUKI			
GSX-R 600 (Rad.cal)	04- 05		LS
GSF 650 Bandit / S Bandit			
Left/Rear	05		LS
GSX-R 750 (Rad.cal)	04- 05		LS
GSX-R 1000	01- 02		LS
GSX-R 1000 (Rad.cal)	03		LS
GSX-R 1000 (Rad.cal)	04- 06		LS
GSX 1400	02-		LS

NISSIN			
3 Piston Racing			
Rear Caliper		◆	

BOMBARDIER			
DS 250 Right	06		SI
330 Outlander Right	03- 06		SI
400 Outlander Max			
Right	03- 06		SI
400 Outlander Right	03- 06		SI
500 Quest Right	02- 06		SI
500 Traxter 4x4			
Left/Rear	01- 06		SI
500 Traxter 4x4 Right	01- 06		SI
500 Traxter Max			
Left/Rear	03- 05		SI
500 Traxter Max Right	03- 05		SI
650 Quest Max			
Left/Rear	03- 06		SI
650 Quest Max Right	03- 06		SI
650 Quest Right	02- 06		SI
650 Traxter Max			
Left/Rear	03- 05		SI
650 Traxter Max Right	03- 05		SI
DS 650 Right	01- 06		SI
800 Outlander Right	06		SI
800 Outlander XT			
Right	06		SI

CAN-AM			
400 Outlander EFI			
Left/Rear	09-		SI



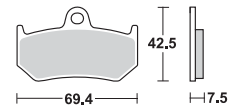
MV AGUSTA			
1000 F4 Tamburini	04- 06		LS
1000 F4S	04- 06		LS
1078 Brutale RR	09		LS
1078 F4 CC	08-		LS
1078 F4 RR	08-		LS
1090 Brutale RR	10-		LS

SUZUKI			
GSX-R 600 (Rad.cal)	04- 05		LS
GSF 650 Bandit / S Bandit			
Left/Rear	05		LS
GSX-R 750 (Rad.cal)	04- 05		LS
GSX-R 1000	01- 02		LS
GSX-R 1000 (Rad.cal)	03		LS
GSX-R 1000 (Rad.cal)	04- 06		LS
GSX 1400	02-		LS

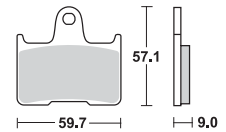
NISSIN			
3 Piston Racing			
Rear Caliper		◆	

CAN-AM			
400 Outlander EFI			
Right	09-		SI
400 Outlander			
MAX STD			
Left/Rear	07-		SI
400 Outlander			
MAX STD Right	07-		SI
400 Outlander MAX XT			
Left/Rear	07-		SI
400 Outlander MAX XT			
Right	07-		SI
400 Outlander STD			
Left/Rear	07-		SI
400 Outlander STD			
Right	07-		SI
400 Outlander XT			
Left/Rear	07-		SI
400 Outlander XT			
Right	07-		SI
500 Outlander			
MAX STD			
Left/Rear	07-		SI
500 Outlander			
MAX STD Right	07-		SI
500 Outlander MAX XT			
Left/Rear	07-		SI
500 Outlander MAX XT			
Right	07-		SI

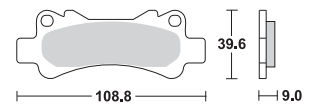
HF LS RQ SBS 763



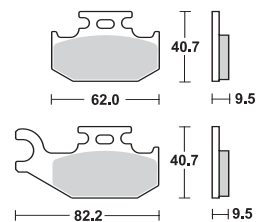
HF LS RQ SBS 765



LS SBS 766




SI RSI SBS 767

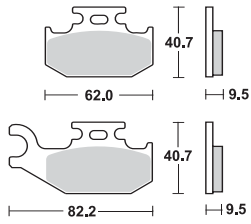


Dimensions in mm / Dimensions en mm
1" = 25.4 mm , 1 mm = 0.04"

◆ Selection of compound - see page 138-139/Sélectionnement de composé de friction - voir page 138-139



SBS 767 SI RSI



CAN-AM

500 Outlander STD			
Left/Rear	07 -	SI	
500 Outlander STD			
Right	07 -	SI	
500 Outlander XT			
Left/Rear	07 -	SI	
500 Outlander XT			
Right	07 -	SI	
500 Renegade			
Left/Rear	08 -	SI	
500 Renegade Right	08 -	SI	
650 Outlander			
MAX STD			
Left/Rear	07 -	SI	
650 Outlander			
MAX STD Right	07 -	SI	
650 Outlander MAX XT			
Left/Rear	07 -	SI	
650 Outlander MAX XT			
Right	07 -	SI	
650 Outlander STD			
Left/Rear	07 -	SI	
650 Outlander STD			
Right	07 -	SI	
650 Outlander XT			
Left/Rear	07 -	SI	
650 Outlander XT			
Right	07 -	SI	
800 Outlander			
MAX LTD			
Left/Rear	07 -	SI	
800 Outlander			
MAX LTD Right	07 -	SI	
800 Outlander			
MAX STD			
Left/Rear	07 -	SI	

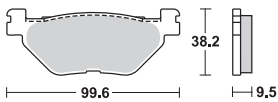
CAN-AM

800 Outlander			
MAX STD Right	07 -	SI	
800 Outlander MAX XT			
Left/Rear	07 -	SI	
800 Outlander MAX XT			
Right	07 -	SI	
800 Outlander STD			
Left/Rear	07 -	SI	
800 Outlander STD			
Right	07 -	SI	
800 Outlander XT			
Left/Rear	07 -	SI	
800 Outlander XT			
Right	07 -	SI	
800 Renegade EFi			
Left/Rear	07 -	SI	
800 Renegade EFi			
Right	07 -	SI	
800 Renegade			
Left/Rear	08 -	SI	
800 Renegade Right	08 -	SI	
800 Renegade X			
Left/Rear	08 -	SI	
800 Renegade X			
Right	08 -	SI	

CANNONDALE

440 Blaze Right	03 -	SI	
440 Cannibal Right	03 -	SI	
440 Glamis Right	03 -	SI	
440 Moto Right	03 -	SI	
440 Speed Right	03 -	SI	

SBS 769 HF LS



HYOSUNG

GV 650 Aguila	04 - 05	HF	
---------------	---------	----	--

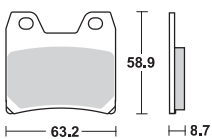
YAMAHA

TDM 900	02 -	LS	
XVS 950 A Midnight Star	09 -	LS	
XT 1200 Z Super Tenere	10 -	LS	
1300 Stryker	11 -	LS	
FJR 1300	01 -	LS	
FJR 1300 ABS	03 - 05	LS	
FJR 1300 ABS	06 -	LS	
XVS 1300 A Midnight Star	07 -	LS	

YAMAHA

V-MAX 1700	09 -	LS	
XV 1700 PC Road Star			
Warrior	03 -	LS	
XV 1900 Midnight Star	06 -	LS	

SBS 770 HF LS




YAMAHA

FZS 1000 Fazer	01 - 05	LS	
XJR 1300	02 -	LS	

Dimensions in mm / Dimensions en mm
1" = 25.4 mm , 1 mm = 0.04"

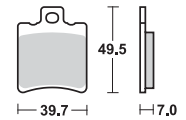
◆ Selection of compound - see page 138-139/Sélectionnement de composé de friction - voir page 138-139



BERINGER

6 Piston Caliper ◆

HF HS RS RQ **SBS 771**

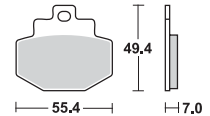


1 set = 6 pcs.

DERBI

GP1 250 05- HF

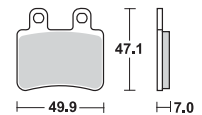
HF **SBS 772**



SCORPA

250 T-Ride 08- HF

HF **SBS 773**



SHERCO

SE 125 1.25F 10- HF

YAMAHA

XT 125 R 05- HF

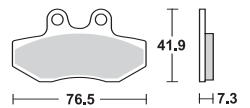
AJP

PR3 125 Enduro 08- HF
 PR3 125 Supermotard 08- HF
 MX 200 09- HF
 PR3 200 Enduro 08- HF
 PR3 200 Supermotard 08- HF

GAS GAS

125 Pampera 04- HF
 250 Pampera 02- HF
 280 Pampera 04- HF

HF **SBS 774**



BETA

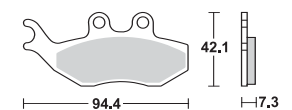
125 M4 06- HF
 125 Urban 10- HF
 ALP 125 4-stroke 06- HF
 RR 125 Enduro 10- HF
 RR 125 Supermotard 08- HF
 200 Urban 10- HF
 ALP 200 4-stroke 06- HF
 ALP 350 4.0 04- 05 HF
 ALP 350 4.0 06- HF

HM

CRE 50 06- HF

KEEWAY

125 Enduro 07- HF
 125 X-Ray 07- HF



SHERCO

SE 125 1.25F 10- HF

YAMAHA

XT 125 X Supermotard 05- HF

DERBI

125 Mulhacen 07 HF
 125 Senda R 4T 04- HF
 125 Senda X-Treme
 SM 4T 04- HF

FANTIC

125 Caballero Motard
 Aircooled 10- HF
 125 Regolarma Casa 08- HF
 125 Supersei Motard 08- HF

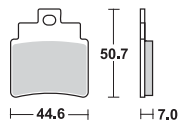
Dimensions in mm / Dimensions en mm
 1" = 25.4 mm , 1 mm = 0.04"

◆ Selection of compound - see page 138-139/Sélectionnement de composé de friction - voir page 138-139



SBS 775 HF SI RSI

GILERA

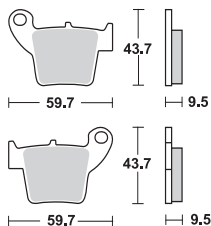


1 set = 4 pcs.

250 Oregon Quad	07 -	SI
KYMCO		
250 MXU	06 -	SI
250 Urban Quad	06 -	SI
KXR 250	04 -	SI
300 Maxxer	06 -	SI

SBS 777 SI RSI CS

BRAKING



Rear cross		
(1 piston)		◆
FANTIC		
50 Caballero Motard	10 -	HF
50 Caballero		
Regularita	10 -	HF
125 Caballero Motard	10 -	HF
125 Caballero		
Regularita	10 -	HF
200 Caballero Motard	10 -	HF
200 Caballero		
Regularita	10 -	HF

HM

CR 125 Supermotard	04 - 06	RSI
CRE 125 Enduro	02 -	SI
CRM 125 X Supermotard	07	RSI
CRE 250 Enduro	02 -	SI
CRE 250 F Enduro	04 -	SI
CRE 250 Supermotard	04 - 07	RSI
CRE 250 X Enduro	04 -	SI
CRF 250 Supermotard	04 - 06	RSI
CRM 250 X Supermotard	07 -	RSI
CRE 450 F Enduro	02 -	SI

HM

CRE 450 X Enduro	04 -	SI
CRF 450 Supermotard	02 - 06	RSI
CRM 450 X Supermotard	07 -	RSI
CRM 500 X Supermotard	07 -	RSI

HONDA

CR 125	02 -	RSI
CRE 125	02 -	SI
CRF 150 R	07 -	RSI
CR 250	02 -	RSI
CRE 250	02 -	SI
CRE 250 F	04 -	SI
CRF 250 R	04 - 09	RSI
CRF 250 R Efi	10 -	RSI
CRF 250 X	04 -	SI
CRE 450 F	02 -	SI
CRF 450 Efi	09 -	RSI
CRF 450 R	02 - 08	RSI
CRF 450 X	05 -	SI

MEGELLI

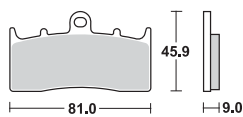
125 M, R, S	08 -	HF
-------------	------	----

SUZUKI

RME 50	10 -	HF
--------	------	----

SBS 778 HF HS RS

BMW



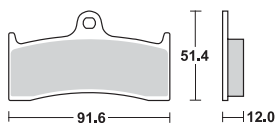
R 850 R	03 -	HS
R 1100 S With Integral		
ABS	01 -	HS
R 1150 R	01 -	HS
R 1150 R Rockster	03 -	HS
R 1150 RS	01 -	HS
K 1200 LT With Integral		
ABS	01 -	HS
K 1200 R	05 - 08	HS
K 1200 R Sport	07 -	HS
R 1200 C Classic	03 - 04	HS

BMW

R 1200 C Independent	03 -	HS
R 1200 C Montauk	04 -	HS
R 1200 CL	03 -	HS
R 1200 R	07 -	HS
K 1300 R	09 -	HS
K 1300 R Dynamic	11 -	HS
K 1600 GT	11 -	HS
K 1600 GTL	11 -	HS

SBS 779 DC


BERINGER



6 Piston		
Endurance		
Caliper		◆

Dimensions in mm / Dimensions en mm
1" = 25.4 mm, 1 mm = 0.04"

◆ Selection of compound - see page 138-139/Sélectionnement de composé de friction - voir page 138-139



KEEWAY

TX 125 SM 10- HF

KAWASAKI

ZX-9R 900 Ninja 02- HS
Z 1000 03- 06 HS

MORIWAKI

MD 250 09- DC

SUZUKI

1340 B-King 08- HS

TRIUMPH

675 Daytona (Rad.cal) 06- 08 HS

KTM

SX 65 02- 03 RSI
SX 65 04- 08 RSI
SX 65 09- RSI RSI
SX 85 04- 10 RSI RSI
SX 85 11- RSI

HONDA

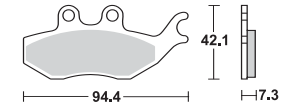
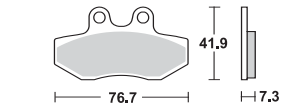
CBR 125 R 04- HF
XLV 125 Varadero 01- HF
CBR 150 R 00- 03 HF
CBR 150 R 04- HF

A.P. RACING CALIPERS

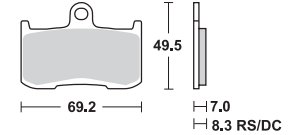
CP-4488 Two
Pad Radial
4 Piston
Monoblock ◆



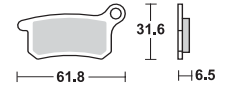
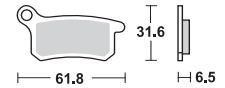
HF SBS 780



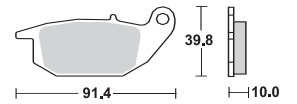
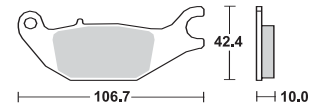
HF HS DC RS SBS 782



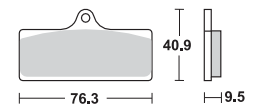
SI RSI SBS 783



HF SBS 784

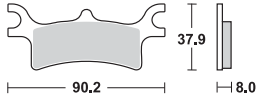


HS DC RS DS SBS 785





SBS 787 SI RSI ATS



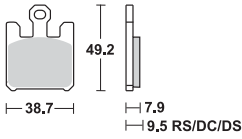
POLARIS

325 Xpedition	02 -	ATS
330 ATP	06 -	ATS
330 E Trail Blazer	08 -	ATS
330 Magnum 2x4, 4x4	03 -	ATS
450 Sportsman	06 -	ATS
500 E Scrambler 2x4, 4x4	08 -	ATS
500 Magnum 2x4, 4x4	02 -	ATS
500 Predator e	06 -	ATS
500 Sportsman HO	03 -	ATS
600 Sportsman	03 -	ATS

POLARIS

700 Sportsman	02 -	ATS
700 Sportsman		
MV 700	05 -	ATS
800 Sportsman	05 -	ATS

SBS 788 HS DC RS DS



1 set = 4 pcs.

DERBI

659 Mulhacen	05	HS
--------------	----	----

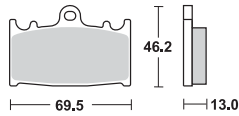
KAWASAKI

ZX-6RR 600 Ninja (Rad.cal)	03 - 06	HS
ZX-6R 636 Ninja (Rad.cal)	03 - 06	HS
Z 750 R	11 -	HS
ZX-10R 1000 Ninja (Rad.cal)	04 - 07	HS
ZX-12R 1200 Ninja (Rad.cal)	04 -	HS
VN 1600 Mean Streak	05 -	HS

SUZUKI

GSX-R 1000 (Rad.cal)	03	HS
M 1600 Intruder	05 -	HS

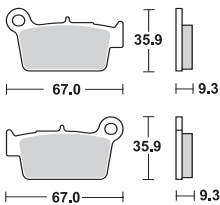
SBS 789 HF LS



SUZUKI

C 1500 Intruder Left/Rear	05 -	LS
VL 1500 Intruder LC		
Left/Rear	02	LS

SBS 790 HF LS SI RSI CS



APRILIA

MXV 450	09 -	RSI
RXV 450	06 -	SI
SXV 450	06 -	RSI
SXV 450 Van den Bosch		
Rep.	08 -	RSI
RXV 550	06 -	SI
SXV 550	06 -	RSI
SXV 550 Van den Bosch		
Rep.	08 -	RSI

SHERCO

SX 250 2.5i-F	09 -	RSI
SE 300 3.0i-F	10 -	SI
SE 450 4.5i Enduro	05 -	SI
SM 450 4.5i Supermotard	06 -	RSI
SE 510 5.1i Enduro	06 -	SI

BETA

RR 250 Enduro	05 -	SI
RR 400 Enduro	05 -	SI
RR 450 Enduro	05 -	SI
RR 525 Enduro	05 -	SI

SUZUKI

DR 125 SM	08 -	HF
RM-Z 250	04 - 06	RSI
RM-Z 250	07 - 09	RSI
RM-Z 250 Efi	10 -	RSI
RMX 450 Z Efi	10 -	RSI
RM-Z 450	05 - 07	RSI
RM-Z 450 Efi	08 -	RSI

CCM

450 MX	08 -	RSI
--------	------	-----

TM

125	05 -	RSI
125 Enduro	05 -	SI
250	05 -	RSI
250 Enduro	05 -	SI
250 F	05 -	RSI
250 F Enduro	05 -	SI
300	05 -	RSI
300 Enduro	05 -	SI
450 F	05 -	RSI
450 F Enduro	05 -	SI
530 F	05 -	RSI
530 F Enduro	05 -	SI

KAWASAKI


KX-F 250	04 - 10	RSI
KX-F 250 DFI	11 -	RSI
KLX 450 R	07 -	SI
KX-F 450	06 - 08	RSI
KX-F 450 DFI	09 -	RSI

SHERCO

SE 250 2.5i Enduro	06 -	SI
--------------------	------	----

Dimensions in mm / Dimensions en mm
1" = 25.4 mm, 1 mm = 0.04"

◆ Selection of compound - see page 138-139/Sélectionnement de composé de friction - voir page 138-139



YAMAHA			
YZ	125	03- 07	RSI
YZ	125	08-	RSI
WR	250 F	03-	SI
WR	250 R	08-	LS
WR	250 X	08-	LS
YZ	250	03- 07	RSI
YZ	250	08-	RSI
YZ	250 F	03- 06	RSI
YZ	250 F	07- 09	RSI
YZ	250 F	10-	RSI
WR	450 F	03-	SI

BMW			
G	450 SMR	09-	RSI
G	450 X	08-	SI

BREMBO RACING CALIPERS			
Off Road			
XQ21390 ,PF 26			

HUSABERG			
FE	390	10-	SI
FE	450	09-	SI
FE	570	09-	SI

HUSQVARNA			
CR	125	05-	RSI
CR	250	05	RSI
TC	250	04-	RSI
TE	250 4T	10-	SI
WR	300	09-	SI
TE	310 4T	10-	SI
SMR	449	11-	RSI
TC	449	11-	RSI
TE	449	11-	SI
SM	450 R	06- 08	RSI
SM	450 R	09-	RSI
SM	450 RR	06-	RSI
TC	450	04- 10	RSI
SM	510 Centennial	06-	RSI
SM	510 R	06-	RSI
TC	510	04- 10	RSI
SMR	511	11-	RSI
TE	511	11-	SI
SM	610 ie	07-	RSI
SM	630	10-	HF
TE	630	10-	HF
STR	650 CRC	07-	HF

RIEJU			
RS2	125 Pro	08-	HF

SYM			
VS	125	07-	HF
VS	150	07-	HF



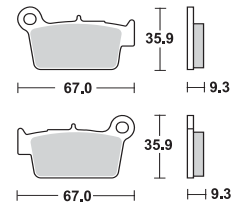
YAMAHA			
YZ	450 F	03- 07	RSI
YZ	450 F	08- 09	RSI
YZ	450 F Efi	10-	RSI

KTM			
EXC	125 Enduro	04-	SI
SX	125	04-	RSI
SX	144	07- 08	RSI
SX	150	09-	RSI
EXC	200 Enduro	04-	SI
SX	200	03- 04	RSI
EXC	250 Enduro	04-	SI
EXC	250 Enduro 4T	04- 06	SI
EXC-F	250 Enduro	07-	SI
SX	250	03-	RSI
SX-F	250	06-	RSI
EXC	300 Enduro	04-	SI
EXC-F	350	11-	SI
SX-F	350	11-	RSI
EXC	400 Racing	04-	SI
EXC	450 Racing	04-	SI
SX	450 SM Factory		
	Replica	04-	RSI
SX	450 SMR	04- 06	RSI
SX	450 SMR	07-	RSI
SX-F	450	03-	RSI
XC-F	450	08-	RSI
SX	505 Racing	07-	RSI
XC-F	505	09-	RSI
EXC	525 Racing	04-	SI
SX	525 SMR	04-	RSI
SX-F	525 Racing	04- 06	RSI
EXC	530 Racing	08-	SI
SX	560 SMR	06-	RSI

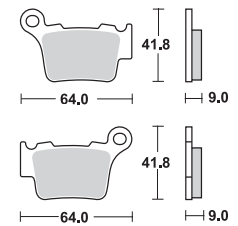
RIEJU			
MRX	250 Marathon	10-	SI
MRX	450 Marathon	08-	SI

WRM			
	450 MX	06-	RSI

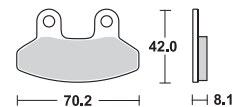
HF LS SI RSI CS SBS 790


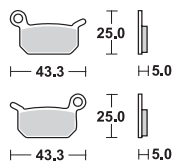


HF SI RSI CS SBS 791



HF SBS 792



**SBS 794 SI RSI****HUSQVARNA**

CR	50 Pro Senior	06-	RSI
CR	50 Senior	06-	RSI
SM	50	10-	RSI

KTM

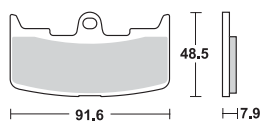
SM	50 Supermoto	06-	RSI	RSI
SX	50 Pro Junior LC	02-	RSI	
SX	50 Pro Senior LC	02- 03	RSI	
SX	50 Pro Senior LC	04-	RSI	RSI
SX	50 Senior Adventure	04-	RSI	
SX	65	04- 08	RSI	

LEM

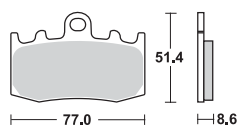
	50 CX2, CX3, RX2,			
	RX3	03-	RSI	RSI
	50 R2, R3, R3 XC	03-	RSI	RSI
RX	65	05-	RSI	RSI
RX	150	11-		RSI

POLINI

X1	50 R	04-	RSI	RSI
X3	50 R	04-	RSI	RSI
X5	65 RP	05-	RSI	RSI

SBS 795 HF HS RS**BUELL**

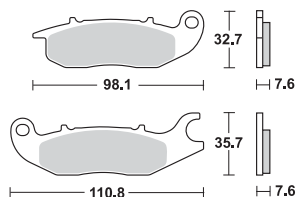
XB9R	984 Firebolt	02- 10	HS
XB9S	984 Lightning	03- 10	HS
XB9SX	984 CityX	05- 10	HS
XB12R	1200 Firebolt	04- 08	HS
XB12S	1200 Lightning	04- 08	HS
XB12Scg	1200 Lightning	06- 08	HS
XB12Ss	1200 Lightning Long	06- 08	HS
XB12STT	1200 Super TT	07- 10	HS
XB12X	1200 Ulysses	06- 10	HS

SBS 796 HF HS RS**BMW**

R	850 RT With Integral		
	ABS	01 -	HS
R	1100 S Without Integral		
	ABS	01 -	HS
R	1150 GS, GS		
	Adventurer	02 -	HS
R	1150 RT With Integral		
	ABS	01 -	HS
	1200 HP2 Megamoto	07 -	HS
K	1200 GT With Integral		
	ABS	02 - 07	HS

YAMAHA

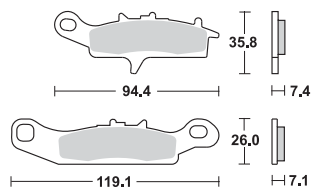
K	1200 GT With Integral		
	ABS	08	HS
K	1200 RS	01 - 02	HS
K	1200 RS	03 -	HS
K	1200 S	05 - 08	HS
R	1200 GS	04 -	HS
R	1200 GS Tripple Black	11 -	HS
R	1200 RT	06 -	HS
R	1200 S	06 -	HS
R	1200 ST	06 -	HS
K	1300 GT	09 -	HS
K	1300 S	09 -	HS

SBS 797 HF**HONDA**

CBF	125	09 -	HF
CBR	125 R	04 -	HF
CBR	150 R	00 - 03	HF
CBR	150 R	04 -	HF

RIEJU


RS2	125 NKD	06 -	HF
-----	---------	------	----

SBS 798 SI RSI**KAWASAKI**

KFX	450 Right	07 -	SI
KVF	650 Brute Force		
	4x4 (D_, E_) Right	05 -	SI
KVF	650 Prairie (A_, B_)		
	Right	01 - 03	SI
KFX	700 V-Force Right	04 -	SI
KSV	700 V-Force A1- Right	04 -	SI
KVF	700 Prairie (A_, B_, D_)		
	Right	04 -	SI

SUZUKI

LT-V	700 Quadrunner		
	Twin Peaks Right	04 -	SI



YAMAHA

YFM 660 FWAP 4x4 Grizzly 02- SI

POLARIS

Ranger 2x4, 4x4,
6x6 02- ATS ATS
Ranger XP 06- ATS ATS

KAWASAKI

KFX 450 Left/Rear 07- SI
KVF 650 Brute Force 4x4
(D., E.) Left 05- SI
KVF 650 Prairie (A., B.)
Left 01- 03 SI
KFX 700 V-Force Left 04- SI
KSV 700 V-Force A1- Left 04- SI
KVF 700 Prairie (A., B., D.)
Left 04- SI

AJP

PR3 125 Enduro 08- HF
PR3 125 Supermotard 08- HF
PR4 125 Enduro 04- HF
PR4 125 Supermotard 04- HF
PR3 200 Enduro 08- HF
PR3 200 Supermotard 08- HF
PR4 200 Enduro 04- HF
PR4 200 Supermotard 04- HF

BETA

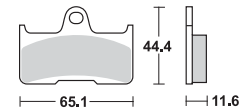
80 EVO 09- HF
125 EVO 09- HF
125 Rev 3 00- HF HF
200 EVO 09- HF
250 EVO (2 stroke &
4 stroke) 09- HF
250 Rev 3 00- HF HF
270 Rev 3 00- HF HF
290 EVO 09- HF
300 EVO 09- HF

GAS GAS

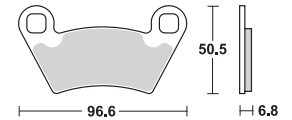
TXT 125 04- HF
TXT 200 04- HF
TXT 250 04- HF
TXT 280 04- HF
TXT 300 04- HF
TXT 300 Pro 07- HF



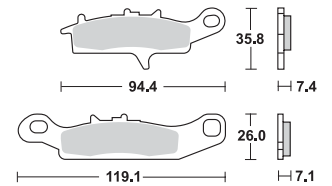
SI RSI SBS 799



SI RSI ATS SBS 800



SI RSI SBS 801



SUZUKI

LT-V 700 Quadrunner
Twin Peaks Left 04- SI

HONDA

250 Cota 4RT 05- HF

MONTESA

250 Cota 4RT 05- HF
360 315R 01- 04 HF

OSSA

TR 280 i 10- HF

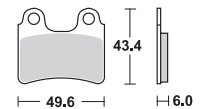
SCORPA

SY 115 F Trial 06- HF
SY 125 F Trial 06- HF
SY 250 F Trial 06- HF
SY 250 Trial 00- HF

SHERCO

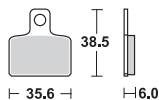
ST 125 1.25 06- HF
ST 250 2.5 01- HF
ST 290 2.9 01- HF
ST 320 3.2F 05- HF

HF SBS 802





SBS 803 HF



APRILIA

50 Mini RX	04 -	HF
------------	------	----

BETA

50 ProRace 12/10	04 -	HF	HF
------------------	------	----	----

FACTORY

R12 50 Phantom Agua	06 -	HF
R14 50 Phantom Agua	04 -	HF
R2 65 Phantom	04 -	HF

GAS GAS

TXT 125	04 -	HF
TXT 200	04 -	HF
TXT 250	04 -	HF
TXT 280	04 -	HF
TXT 300	04 -	HF
TXT 300 Pro	07 -	HF

HONDA

250 Cota 4RT	05 -	HF
--------------	------	----

HUSQVARNA

CR 50 Junior	06 -	HF
CR 50 Pro Senior	06 -	HF
CR 50 Senior	06 -	HF
SM 50	10 -	HF

MACBOR

XC 50 510 Racing	04 -	HF
XC 50 512 Pro	04 -	HF
XC 50 512 Racing	04 -	HF

MACBOR

XC 50 512 T	04 -	HF
XC 50 515 R 6V	04 -	HF

MONTESA

250 Cota 4RT	05 -	HF
360 315R	01 - 04	HF

OSSA

TR 280 i	10 -	HF
----------	------	----

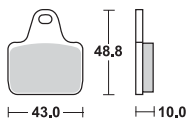
SCORPA

SY 115 F Trial	06 -	HF
TY-S 115 F Trial	06 -	HF
SY 125 F Trial	06 -	HF
TY-S 125 F Trial	06 -	HF
SY 250 F Trial	06 -	HF
SY 250 Trial	00 -	HF

SHERCO

ST 125 1.25	06 -	HF
ST 250 2.5	01 -	HF
ST 290 2.9	01 -	HF
ST 320 3.2F	05 -	HF

SBS 805 DC DS



1 set = 4 pcs.

ACCOSSATO

108mm Radial Racing Caliper, 4 Piston/4 Pad	◆
---	---

A.P. RACING CALIPERS

CP-6688 Four Pad Radial 4 Piston Monoblock	◆
--	---

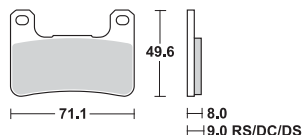
BREMBO RACING CALIPERS

Radial Monoblock X99C460/61 ,P4 34	◆
------------------------------------	---

PVM

4 Pad Caliper	◆
---------------	---

SBS 806 HS DC RS DS



KAWASAKI


Z 1000 (Rad.cal)	10 -	HS
Z 1000 SX (Rad.cal)	11 -	HS
ZX-10R 1000 Ninja (Rad.cal)	08 - 09	HS
ZX-10R 1000 Ninja (Rad.cal)	10	HS
ZX-10R 1000 Ninja (Rad.cal)	11 -	HS

SUZUKI

GSX-R 600 (Rad.cal)	04 - 05	HS
GSX-R 600 (Rad.cal)	06 - 10	HS
GSX-R 750 (Rad.cal)	04 - 05	HS
GSX-R 750 (Rad.cal)	06 - 10	HS
GSX-R 1000 (Rad.cal)	04 - 06	HS
GSX-R 1000 (Rad.cal)	07 - 08	HS
GSX-R 1000 (Rad.cal)	09 -	HS
GSX-R 1300 Hayabusa	08 -	HS
M 1800 R Intruder	06 -	HS
M 1800 R2 Intruder	08 -	HS

Dimensions in mm / Dimensions en mm
1" = 25.4 mm , 1 mm = 0.04"

◆ Selection of compound - see page 138-139/Sélectionnement de composé de friction - voir page 138-139



HARLEY DAVIDSON			
XL	883 C Sportster		
	Custom	04-	HS
XL	883 L Sportster Low	06-	HS
XL	883 L Super Low	11-	HS
XL	883 R Roadster	10-	HS
XL	883 Sportster	04-	HS
XL	883 Sportster R	05-	HS
XL	1200 C Sportster		
	Custom	04-	HS
XL	1200 L Sportster Low	07-	HS
XL	1200 N Nightster	07-	HS

HARLEY DAVIDSON			
XL	883 C Sportster		
	Custom	04-	LS
XL	883 L Sportster Low	06-	LS
XL	883 L Super Low	11-	LS
XL	883 R Roadster	10-	LS
XL	883 Sportster	04-	LS
XL	883 Sportster R	05-	LS
XL	1200 C Sportster		
	Custom	04-	LS
XL	1200 L Sportster Low	07-	LS
XL	1200 N Nightster	07-	LS

HONDA			
CBR	600 RR (Rad.cal)	05- 06	HS
CBR	600 RR (Rad.cal)	07-	HS
CBR	600 RR (Rad.cal) ABS	09-	HS
CB	1000 R (Rad.cal)	08-	HS
CBR	1000 RR Fireblade		
	(Rad.cal)	04- 05	HS
CBR	1000 RR Fireblade		
	(Rad.cal)	06- 07	HS
CBR	1000 RR Fireblade		
	(Rad.cal)	08	HS

ADLY			
	300 Cross X Over	07-	SI
	300 Cross X Road	07-	SI
ATV	300 Sport	07-	SI
	320 S	07-	SI
	320 U	07-	SI

CAN-AM			
DS	250	08-	SI SI

CECTEK			
	500 EFI Gladiator	09-	HF

CPI			
	250 XS ATV	07-	SI

HERCULES			
	280 ATV	07-	SI
	300 ATV Sport	07-	SI

KYMCO			
	250 MXU	06-	SI
	250 Urban Quad	06-	SI
KXR	250	04-	SI
	300 Maxxer	06-	SI



HARLEY DAVIDSON			
XL	1200 R Sportster		
	Roadster	04-	HS

HARLEY DAVIDSON			
XL	1200 R Sportster		
	Roadster	04-	LS
XR	1200	08-	LS
XR	1200 X	10-	LS

HONDA			
CBR	1000 RR Fireblade		
	(Rad.cal) ABS	09-	HS

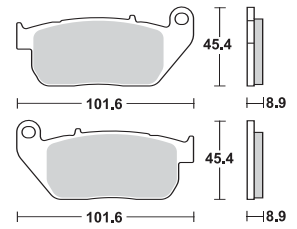
KYMCO			
	300 MXU	06-	SI SI
	500 MXU	06-	SI SI
	500 UXV 4x4	08-	SI SI

PGO			
	500 Bug	08-	HF
BR	500 i Racer	07-	HF

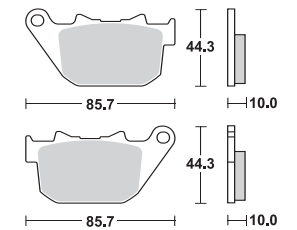
SYM			
SB	125 Wolf Ni	11-	HF
	200 Trackrunner	06-	SI SI
	250 Quadlander	06-	SI
	300 City Max	06-	SI
	300 Quadlander	06-	SI SI
	600 Quad Raider	08-	SI SI

YAMAHA			
YZF	125 R	08-	HF

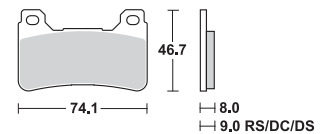
HS SBS 807



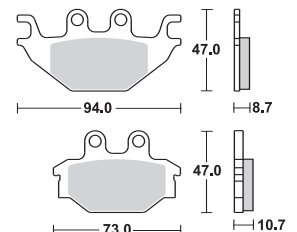
LS SBS 808


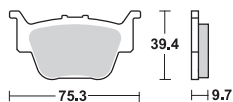


HS DC RS DS SBS 809

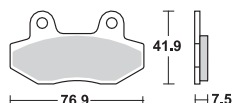


HF SI RSI SBS 810




SBS 813 SI RSI

HONDA

TRX	420 FA / FPA	09 -	SI
TRX	450 R	04 -	SI
TRX	650 FA Rincon	03 - 05	SI
TRX	650 FGA Rincon	04 - 05	SI
TRX	680 FA6 Rincon	06 -	SI
TRX	680 FGA6 Rincon	06 -	SI

SBS 814 HF HS LS

BETA

R	150	10 -	HF
---	-----	------	----

HYOSUNG

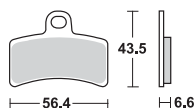
GT	125	07 -	HF	HF
GT	125 Comet	04 -	HF	HF
GT	125 R Supersport	07 -	HF	HF
GV	125 Aguila	05 -	HF	
RT	125 Karion	07 -	HF	HF
RX	125 SM	07 -	HF	HF
XRX	125	07 -	HF	HF
GT	250 Comet	03 -	HF	HF
GT	250 R	07 -	HF	HF
GT	650	04 -	HS	LS
GT	650 Custom Trendkiller	07 -	HS	LS
GT	650 R	05 -	HS	LS
GT	650 S	05 -	HS	LS
GT	650 TTC	07 -	HS	LS
GT	650 X	07 -	HS	LS
GV	650 Aguila	06 -	HS	LS

ITALJET

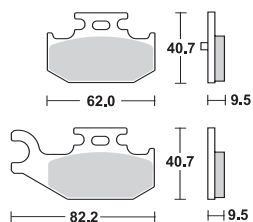
50 Rollercraft	08 -	HF	
125 Torpedo	08 -	HF	
150 Torpedo	08 -	HF	
650 Bazooka	06 -	HS	LS
650 Grifon	06 -	HS	LS

MEGELLI

125 M, R, S	08 -	HF
-------------	------	----

SBS 815 HF

GAS GAS

EC	50 Boy	01 -	HF	HF
TXT	50 Boy	01	HF	HF
TXT	50 Rookie	02 - 03	HF	HF
MC	65	05 -	HF	HF
TXT	80 Rookie	02 - 03	HF	HF
	125 Pampera	04 -	HF	
	250 Pampera	02 -	HF	
	280 Pampera	04 -	HF	

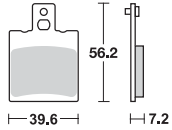
SBS 816 SI RSI

YAMAHA

YXR	450 Rhino Left/Rear	06 -	SI
	660 Rhino Left/Rear	05 -	SI
YFM	700 R Raptor		
	Left/Rear	06 - 08	SI
YFM	700 RY	09 -	SI



SBS 824 HF RQ

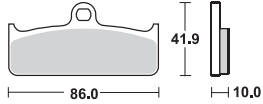
APRILIA



RS	125	99 - 05	HF
RS	125 , Extrema	93 - 98	HF
RS	125 Pista	05 -	HF

SBS 825 DC

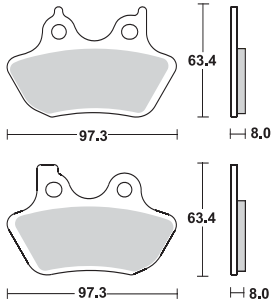
NISSIN



4 Piston
Racing Caliper ◆

SBS 826 HF HS CT

HARLEY DAVIDSON




XL	883 R Sportster	00 - 03	HS	LS
XL	883 Sportster			
	Custom	00 - 03	HS	LS
XLH	883 Sportster	00 - 03	HS	LS
XLH	883 Sportster			
	Hugger	00 - 03	HS	LS
VRSCA	1130 V-Rod	02 - 05	HS	LS
VRSCB	1130 V-Rod	04	HS	LS
XL	1200 Sportster			
	Custom	00 - 03	HS	LS
XL	1200 Sportster Sport	00 - 03	HS	LS
XLH	1200 Sportster	00 - 03	HS	LS
FLHR/I	1450 Road King	00 - 04	HS	LS
FLHR/I	1450 Road King	05 - 06	HS	LS
FLHRCI	1450 Road King			
	Classic	00 - 04	HS	LS
FLHRCI	1450 Road King			
	Classic	05 - 06	HS	LS
FLHRS/I	1450 Road King			
	Custom	04	HS	LS
FLHRS/I	1450 Road King			
	Custom	05 - 06	HS	LS
FLHT/I	1450 Electra Glide			
	Standard	00 - 04	HS	LS
FLHT/I	1450 Electra Glide			
	Standard	05 - 06	HS	LS
FLHTC/I	1450 Electra Glide			
	Classic	00 - 04	HS	LS
FLHTC/I	1450 Electra Glide			
	Classic	05 - 06	HS	LS
FLHTCUI	1450 Ultra Classic			
	Electra Glide	00 - 04	HS	LS
FLHTCUI	1450 Ultra Classic			
	Electra Glide	05 - 06	HS	LS
FLHXI	1450 Street Glide	06	HS	LS
FLSTC	1450 Softail	06 - 07	HS	LS
FLSTC/I	1450 Heritage Softail			
	Classic	00 - 04	HS	LS
FLSTCI	1450 Softail	06	HS	LS
FLSTF	1450 Fat Boy	06 - 07	HS	LS
FLSTF/I	1450 Fat Boy	00 - 04	HS	LS
FLSTFI	1450 Fat Boy	06	HS	LS
FLSTI	1450 Heritage Softail	06	HS	LS
FLSTNI	1450 Softail Deluxe	06	HS	LS

HARLEY DAVIDSON

FLSTS/I	1450 Heritage			
	Springer	00 - 03		LS
FLSTSC/I	1450 Springer Softail			
	Classic	06		LS
FLTR/I	1450 Road Glide			
	Classic	00 - 06	HS	LS
FXD	1450 Dyna Super			
	Glide	00 - 03	HS	LS
FXDBI	1450 Dyna Street Bob	06	HS	LS
FXDC/I	1450 Dyna Super			
	Glide Custom	05 - 06	HS	LS
FXDI	1450 35th Anniversary			
	Super Glide	06	HS	
FXDI	1450 Dyna Super			
	Glide	04	HS	LS
FXDI	1450 Dyna Super			
	Glide	05 - 06	HS	LS
FXDL	1450 Dyna Low Rider	00 - 03	HS	LS
FXDLI	1450 Dyna Low Rider	04	HS	LS
FXDLJ	1450 Dyna Low Rider	05 - 06	HS	LS
FXDS	1450 Dyna			
	Convertible	00 - 02	HS	LS
FXDWG	1450 Dyna Wide Glide	00 - 03	HS	LS
FXDWGI	1450 Dyna Wide Glide	04	HS	LS
FXDWGI	1450 Dyna Wide Glide	05 - 06	HS	LS
FXDX	1450 Dyna Super			
	Glide Sport	00 - 03	HS	LS
FXDXI	1450 Dyna Super			
	Glide Sport	04	HS	LS
FXDXI	1450 Dyna Super			
	Glide Sport	05 - 06	HS	LS
FXDXT	1450 Dyna Super			
	Glide T-Sport	00 - 03	HS	LS
FXST/I	1450 Softail Standard	00 - 04	HS	LS
FXST/I	1450 Softail Standard	05	HS	LS
FXST/I	1450 Softail Standard	06	HS	LS
FXSTB/I	1450 Night Train	00 - 04	HS	LS
FXSTB/I	1450 Night Train	05	HS	LS
FXSTB/I	1450 Night Train	06	HS	LS
FXSTD/I	1450 Softail Deuce	00 - 04	HS	LS
FXSTD/I	1450 Softail Deuce	05	HS	LS
FXSTD/I	1450 Softail Deuce	06	HS	LS
FXSTS/I	1450 Softail	05		LS
FXSTS/I	1450 Springer Softail	00 - 04		LS

Dimensions in mm / Dimensions en mm
1" = 25.4 mm , 1 mm = 0.04"

◆ Selection of compound - see page 138-139/Sélectionnement de composé de friction - voir page 138-139



HARLEY DAVIDSON				
FLHR	1584 Road King	07	HS	LS
FLHRC	1584 Road King Classic	07	HS	LS
FLHRS	1584 Road King Custom	07-	HS	LS
FLHT	1584 Electra Glide Standard	07	HS	LS
FLHTC	1584 Electra Glide Classic	07	HS	LS
FLHTCU	1584 Ultra Classic Electra Glide	07-	HS	LS
FLHX	1584 Street Glide	07	HS	LS
FLSTC	1584 Heritage Softail Classic	07	HS	LS
FLSTF	1584 Fat Boy	07	HS	

ARCTIC CAT		
250 2x4	(Man. Hand Brake) 99-	ATS
250 4x4	(Man. Hand Brake) 00-	ATS
300 2x4	(Man. Hand Brake) 98- 04	ATS
300 4x4	(Man. Hand Brake) 98-	ATS
375 2x4/4x4	(Man. Hand Brake) 02	ATS
400 2x4	(Man. Hand Brake) 98- 02	ATS
400 2x4/4x4 (FIS) Aut.	(Man. Hand Brake) 03- 04	ATS
400 2x4/4x4 (FIS)	(Man. Hand Brake) 02- 04	ATS
400 4x4	(Man. Hand Brake) 98- 04	ATS
400 TBX 4x4	(Man. Hand Brake) 04	ATS
454 Bear Cat 2x4/4x4	(Man. Hand Brake) 98	ATS
500 2x4 (FIS)	(Man. Hand Brake) 02	ATS
500 2x4	(Man. Hand Brake) 02	ATS
500 4x4 (FIS) Aut.	(Man. Hand Brake) 02- 03	ATS
500 4x4 (FIS)	(Man. Hand Brake) 02- 03	ATS

HONDA			
CBR	250 R ABS	11 -	HS
CBF	500 ABS	04-	HS
CB	600 Hornet ABS	07-	HS
CBF	600 N	08-	HS
CBF	600 S	08-	HS
CBR	600 F ABS	11-	HS
DN-01	680	08-	HS
NT	700 Deauville ABS	06-	HS
NT	700 V Varadero, ABS	10-	HS
XL	700 Transalp ABS	08-	HS
	800 Crossrunner	11-	HS
VFR	800	06-	HS
VFR	800 ABS	06-	HS
CB	1000 R ABS	08-	HS
CBF	1000 ABS	06-	HS

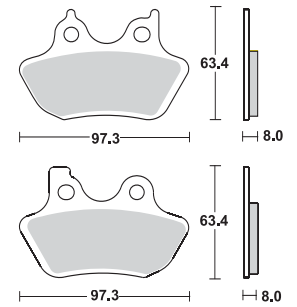


HARLEY DAVIDSON				
FLSTN	1584 Softail Deluxe	07	HS	
FXD	1584 Dyna Super Glide	07	HS	LS
FXDB	1584 Dyna Street Bob	07	HS	LS
FXDC	1584 Dyna Super Glide Custom	07	HS	LS
FXDL	1584 Dyna Low Rider	07	HS	LS
FXDWG	1584 Dyna Wide Glide	07	HS	LS
FXST	1584 Softail Standard	07	HS	
FXSTB	1584 Night Train	07	HS	
FXSTC	1584 Softail Custom	07	HS	
FXSTD	1584 Softail Deuce	07	HS	

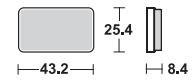
ARCTIC CAT		
500 4x4	(Man. Hand Brake) 98- 02	ATS
500 TBX 4x4	(Man. Hand Brake) 03- 04	ATS
500 TBX 4x4 Aut.	(Man. Hand Brake) 02	ATS
500 TRV 4x4	(Man. Hand Brake) 03- 04	ATS

HONDA			
CBF	1000 Limited Edition ABS	09-	HS
XL	1000 Varadero	04-	HS
XL	1000 Varadero Travel	05-	HS
VT	1300 Fury ABS	10-	HS
SUZUKI			
C	1800 R Intruder	08-	HS

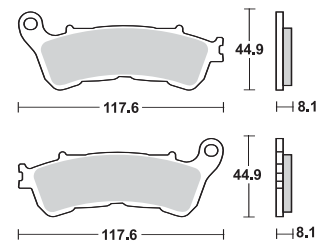
HF HS CT SBS 826



ATS SBS 827




HF HS LS SBS 828

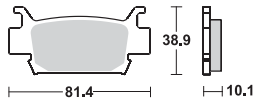


Dimensions in mm / Dimensions en mm
1" = 25.4 mm , 1 mm = 0.04"

◆ Selection of compound - see page 138-139/Sélectionnement de composé de friction - voir page 138-139



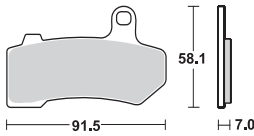
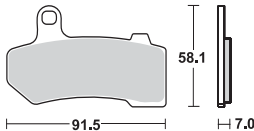
SBS 829 SI



HONDA

TRX	500 all models	05 -	SI
TRX	680 FA6 Rincon	06 -	SI
TRX	680 FGA6 Rincon	06 -	SI
TRX	700 XX	08 -	SI

SBS 830 HS LS



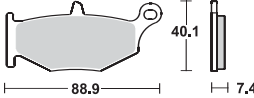
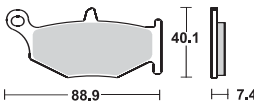
HARLEY DAVIDSON

VRSCA	1130 V-Rod	06 -	HS	LS
VRSCAW	1130 V-Rod	08 -	HS	LS
VRSCD	1130 Night Rod	06 -	HS	LS
VRSCDX	1130 Night Rod Special	08 -	HS	LS
VRSCF	1130 Muscle	09 -	HS	LS
VRSCR	1130 Street Rod	06 -	HS	LS
VRSCX	1130 V-Rod	08 -	HS	LS
FLHR	1584 Road King	08 -	HS	LS
FLHRC	1584 Road King Classic	08 -	HS	LS
FLHT	1584 Electra Glide Standard	08 -	HS	LS

HARLEY DAVIDSON

FLHTC	1584 Electra Glide Classic	08 -	HS	LS
FLHTCi	1584 Ultra Electra Glide Classic	08 -	HS	LS
FLHTK	1584 Electra Glide Ultra LTD	10 -	HS	LS
FLHX	1584 Street Glide	08 -	HS	LS
FLTR	1584 Road Glide	08 -	HS	LS
FLTRX	1584 Road Glide Custom	10 -	HS	LS
FLHTCUTG	1690 Tri Glide Ultra Classic Trike	09 -	HS	
FLHXXX	1690 Street Glide Trike	10 -	HS	

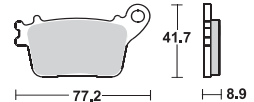
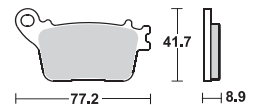
SBS 833 HF LS RQ



SUZUKI

GSR	600	06 -	LS
GSX-R	600 (Rad.cal)	06 - 10	LS
GSX-R	750 (Rad.cal)	06 - 10	LS
GSX-R	1000 (Rad.cal)	07 - 08	LS
GSX-R	1300 Hayabusa	08 -	LS
	1340 B-King	08 -	LS

SBS 834 HF LS RQ



HONDA

CB	600 Hornet	07 -	LS
CBR	600 F	11 -	LS
CBR	600 F ABS	11 -	LS
CBR	600 RR (Rad.cal)	07 -	LS
CBR	600 RR (Rad.cal) ABS	09 -	LS
CBR	1000 RR Fireblade (Rad.cal)	06 - 07	LS
CBR	1000 RR Fireblade (Rad.cal)	08	LS

HONDA

CBR	1000 RR Fireblade (Rad.cal) ABS	09 -	LS
-----	------------------------------------	------	----

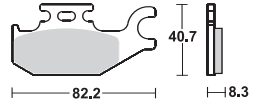
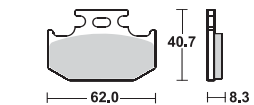
KAWASAKI

ZX-10R	1000 Ninja (Rad.cal)	11 -	LS
--------	----------------------	------	----

SUZUKI


GSX-R	600 (Rad.cal)	11 -	LS
GSX-R	750 (Rad.cal)	11 -	LS
GSX-R	1000 (Rad.cal)	09 -	LS

SBS 835 SI RSI



SUZUKI

KLT-A	400 King Quad Left	08 -	SI
KLT-F	400 King Quad Left	08 -	SI
LT-A	400 King Quad Left	08 -	SI
LT-F	400 King Quad Left	08 -	SI
LT-A	450 King Quad Left	08 -	SI
LT-A	500 King Quad Left	11 -	SI
LT-A	700 King Quad Left	05 -	SI
LT-A	750 King Quad Left	08 -	SI



SUZUKI

KLT-A	400 King Quad Right	08 -	SI
KLT-F	400 King Quad Right	08 -	SI
LT-A	400 King Quad Right	08 -	SI
LT-F	400 King Quad Right	08 -	SI
LT-A	450 King Quad Right	08 -	SI
LT-A	500 King Quad Right	11 -	SI
LT-A	700 King Quad Right	05 -	SI
LT-A	750 King Quad Right	08 -	SI

KAWASAKI

ZX-6R	600 Ninja (Rad.cal)	07 - 08	HS
ZX-6R	600 Ninja (Rad.cal)	09 -	HS
Z	1000	07 - 09	HS
GTR	1400 (Rad.cal)	07 -	HS
ZZR	1400 (Rad.cal)	06 -	HS

SUZUKI

1300 B-King	07	HS
-------------	----	----

YAMAHA

YZF	1000 R1 (Rad.cal)		
	(4-pad)	07 - 08	HS
YZF	1000 R1 (Rad.cal)		
	(4-pad)	09 -	HS
	1700 MT-01 (Rad.cal)	07 -	HS
V-MAX	1700	09 -	HS

YAMAHA

YZ	125	08 -	RSI
YZ	250	08 -	RSI
YZ	250 F	07 - 09	RSI
YZ	250 F	10 -	RSI
YZ	450 F	08 - 09	RSI
YZ	450 F Efi	10 -	RSI

APRILIA

RSV4	1000	09 -	HS
RSV4-R	1000	10 -	HS

BIMOTA

DB7	1099 (Rad.cal)	09 -	HS
DB8	1198 (Rad.cal)	10 -	HS

BMW

1200 HP2 Sport	08 -	HS
----------------	------	----

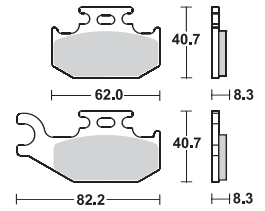
BREMBO RACING CALIPERS

100mm Radial	
Monoblock	
220988530 ,P4 34	◆



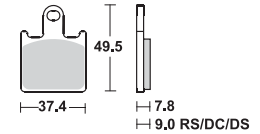
SI RSI

SBS 836



HS DC RS DS

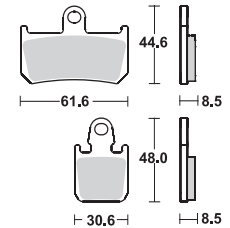
SBS 838



1 set = 4 pcs.

HS DC RS DS

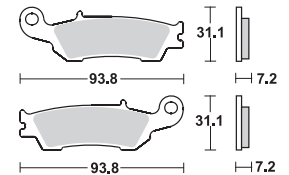
SBS 839



1 set = 2 pcs. small / large

SI RSI CS

SBS 840



BREMBO RACING CALIPERS

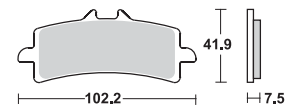
108mm Radial	
Monoblock	
220A39710 ,P4 34	◆
Radial GP4	
RX 220B01010	◆

DUCATI

848 EVO (Rad.cal)	11 -	HS	
D16RR	990 Desmosedici RR	07 -	HS
1098 (Rad. cal)	07 - 08	HS	
1098 R (Rad.cal)	08 -	HS	
1098 R Bayliss LE			
(Rad.cal)	09 -	HS	
1098 S (Rad. cal)	07 - 08	HS	
1098 Streetfighter (
Rad.cal)	09 -	HS	


HS DC RS DS

SBS 841

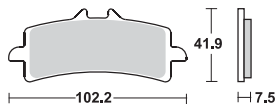


Dimensions in mm / Dimensions en mm
1" = 25.4 mm , 1 mm = 0.04"

◆ Selection of compound - see page 138-139/Sélectionnement de composé de friction - voir page 138-139



SBS 841 HS DC RS DS



DUCATI

1098 Streetfighter S (Rad.cal)	09 -	HS
1100 Hypermotard	07 -	HS
1100 Hypermotard EVO SP	10 -	HS
1198 (Rad.cal)	09 -	HS
1198 S (Rad.cal)	09 -	HS
1198 SP (Rad.cal)	11 -	HS
1200 Diavel	11 -	HS

KTM

RC8 1190	08 -	HS
RC8 1190 R	09 -	HS
RC8 1190 R Track	11 -	HS

MV AGUSTA

1078 Brutale RR	09	HS
1078 F4 CC	08 -	HS
1078 F4 RR	08 -	HS
1090 Brutale RR	10 -	HS

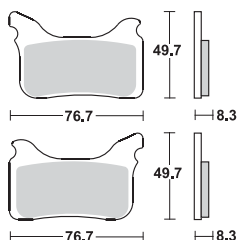
SUZUKI

GSX-R 600 (Rad.cal)	11 -	HS
GSX-R 750 (Rad.cal)	11 -	HS

TRIUMPH

675 Daytona R Triple (Rad.cal)	11 -	HS
-----------------------------------	------	----

SBS 842 HS RSI



APRILIA

SXV 450	06 -	RSI
SXV 550	06 -	RSI
650 Pegaso Factory	07 -	HS

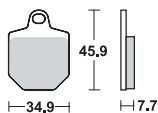
HUSABERG

FS 450 c	06 -	RSI
FS 650 e, c	06 -	RSI

KTM

SX 450 SMR	04 - 06	RSI
SX 525 SMR	04 -	RSI

SBS 843 RSI DC



1 set = 4 pcs.

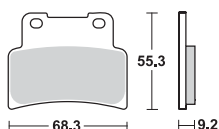
HM

CRM 125 X Supermotard	07	RSI
CRM 250 X Supermotard	07 -	RSI
CRM 450 X Supermotard	07 -	RSI
CRM 500 X Supermotard	07 -	RSI

KTM


SX 450 SMR	07 -	RSI
SX 560 SMR	06 -	RSI

SBS 844 HF HS DC RS



APRILIA

RS 125	06 -	HF
SL 750 Shiver	07 -	HS
SL 750 Shiver GT	09 -	HS
SMV 750 Dorsoduro	09 -	HS
NA 850 Mana	07	HS
NA 850 Mana	08 -	HS
NA 850 Mana GT	09 -	HS



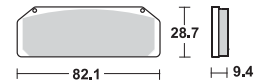
BREMBO RACING CALIPERS

Radial Monoblock
XA8Y310/11



DC DS

SBS 845



HARLEY DAVIDSON

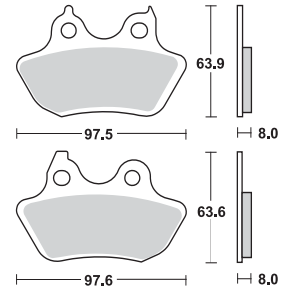
FLSTI	1450 Heritage Softail	06	LS
FXDI	1450 35th Anniversary Super Glide	06	LS
FXST/I	1450 Softail Standard	06	LS
FXSTB/I	1450 Night Train	06	LS
FXSTD/I	1450 Softail Deuce	06	LS
FXSTS/I	1450 Softail	06	LS
FLSTC	1584 Heritage Softail Classic	07	LS

HARLEY DAVIDSON

FLSTF	1584 Fat Boy	07	LS
FLSTN	1584 Softail Deluxe	07	LS
FLSTSC/I	1584 Softail	07	LS
FXST	1584 Softail Standard	07	LS
FXSTB	1584 Night Train	07	LS
FXSTC	1584 Softail Custom	07	LS
FXSTD	1584 Softail Deuce	07	LS

HF LS CT

SBS 846



DAELIM

ST	250 Sector Quad	05-06	HF
----	-----------------	-------	----

E-TON

RXL	150 Viper	07-	HF
VXL	250 Vector, ST Vector	06-	HF
VTX	300 Vortex, ST Vortex	07-	HF
VXL	300 Vector, ST Vector	07-	HF

SYM

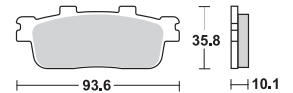
SB	125 Wolf Ni	11-	HF
	250 Quadlander	06-	HF

SYM

	300 City Max	06-	HF
--	--------------	-----	----

HF

SBS 847



ADLY

ATV	300 Sport	07-	SI
-----	-----------	-----	----

CPI

XS	250 Quad	06-	SI
----	----------	-----	----

PGO

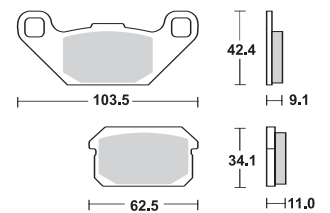
BR	200 Bugrider	07-	HF
BR	250 Bugrider	05-	HF

QUADZILLA

XRV	250, E	06-	HF
-----	--------	-----	----

HF SI

SBS 848

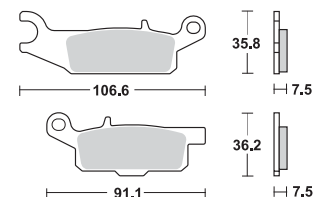



YAMAHA

YFM	250 Raptor Right	09-	SI
YFM	550 FGPW Grizzly Right	09-	SI
YFM	700 FGPW Grizzly Right	07-	SI

SI RSI

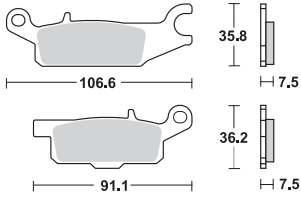
SBS 849





SBS 850 SI RSI

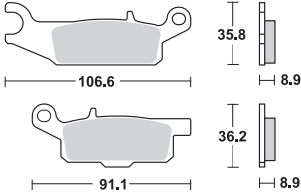
YAMAHA



YFM	250 Raptor Left/Rear	09 -	SI
YFM	550 FGPW Grizzly Left	09 -	SI
YFM	700 FGPW Grizzly Left	07 -	SI

SBS 851 SI RSI

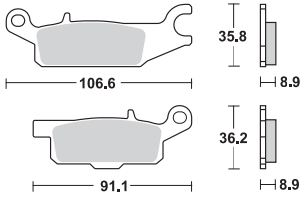
YAMAHA



YFM	550 FGPW Grizzly		
	Right	09 -	SI
YFM	700 FGPW Grizzly		
	Right	07 -	SI

SBS 852 SI RSI

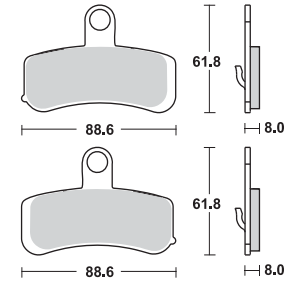
YAMAHA



YFM	550 FGPW Grizzly Left	09 -	SI
YFM	700 FGPW Grizzly Left	07 -	SI

SBS 853 HS

HARLEY DAVIDSON



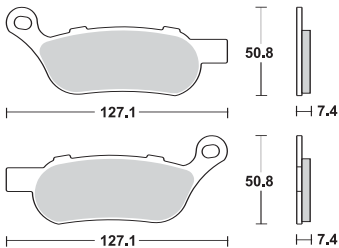
FLSTC	1584 Heritage Softail		
	Classic	08 -	HS
FLSTF	1584 Fat Boy	08 -	HS
FLSTFB	1584 Fat Boy Special	10 -	HS
FLSTN	1584 Softail Deluxe	08 -	HS
FXCW	1584 Rocker	08 -	HS
FXCWC	1584 Rocker C	08 -	HS
FXD	1584 Dyna Super Glide	08 -	HS
FXDB	1584 Dyna Street Bob	08 -	HS
FXDC	1584 Dyna Super Glide		
	Custom	08 -	HS

HARLEY DAVIDSON

FXDF	1584 Fat Bob	08 -	HS
FXDL	1584 Dyna Low Rider	08 -	HS
FXDWG	1584 Dyna Wide Glide	08 -	HS
FXST	1584 Softail Standard	08 -	HS
FXSTB	1584 Night Train	08 -	HS
FXSTC	1584 Softail Custom	08 -	HS

SBS 854 LS

HARLEY DAVIDSON




FLSTC	1584 Heritage Softail		
	Classic	08 -	LS
FLSTF	1584 Fat Boy	08 -	LS
FLSTFB	1584 Fat Boy Special	10 -	LS
FLSTN	1584 Softail Deluxe	08 -	LS
FXCW	1584 Rocker	08 -	LS
FXCWC	1584 Rocker C	08 -	LS
FXD	1584 Dyna Super Glide	08 -	LS
FXDB	1584 Dyna Street Bob	08 -	LS
FXDC	1584 Dyna Super Glide		
	Custom	08 -	LS
FXDF	1584 Fat Bob	08 -	LS
FXDL	1584 Dyna Low Rider	08 -	LS
FXDWG	1584 Dyna Wide Glide	08 -	LS

HARLEY DAVIDSON

FXST	1584 Softail Standard	08 -	LS
FXSTB	1584 Night Train	08 -	LS
FXSTC	1584 Softail Custom	08 -	LS

Dimensions in mm / Dimensions en mm
1" = 25.4 mm , 1 mm = 0.04"

◆ Selection of compound - see page 138-139/Sélectionnement de composé de friction - voir page 138-139

**PGO**

	50 Bugrider	06-	HF
BR	150 Bugxter	05-	HF
BR	200 Bugrider	07-	HF
BR	250 Bugrider	05-	HF

QUADZILLA

XRV	250 , E	06-	HF
-----	---------	-----	----

BUELL

	1125 CR	09- 10	HS
	1125 R	08- 10	HS
XB12R	1200 Firebolt	09- 10	HS
XB12Scg	1200 Lightning	09- 10	HS
XB12Ss	1200 Lightning Long	09- 10	HS

BUELL

	1125 CR	09- 10	LS
	1125 R	08- 10	LS

MBK

XC	125 Waap	08-	HF
----	----------	-----	----

YAMAHA

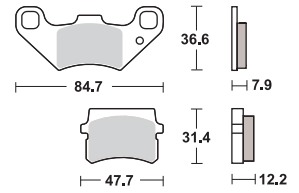
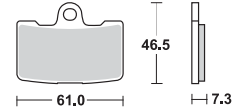
XC	125 Vity	08-	HF
YBR	125	08-	HF
	135 Crypton X	08-	HF

DERBI

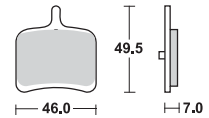
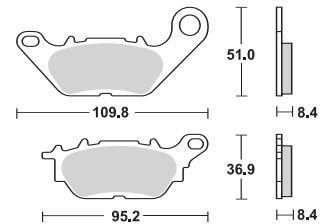
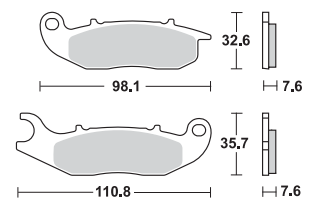
	125 Mulhacen	08-	HF
	125 Terra	08-	HF
	125 Terra Adventure	08-	HF


SCORPA

	250 T-Ride	08-	HF
--	------------	-----	----

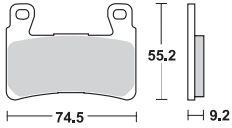
**HF****SBS 855****HS RS****SBS 856**

1 set = 4 pcs.

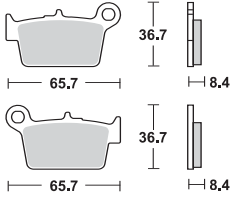
LS**SBS 857****HF****SBS 858****HF****SBS 859**

**SBS 860 HS RS DS****HARLEY DAVIDSON**

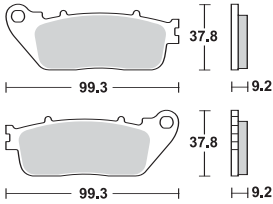
XR	1200	08 -	HS
XR	1200 X	10 -	HS

**SBS 861 HF****BETA**

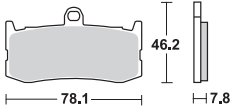
	125 M4	06 -	HF
	125 Urban	10 -	HF
ALP	125 4-stroke	06 -	HF
RR	125 Enduro	10 -	HF
RR	125 Supermotard	08 -	HF
	200 Urban	10 -	HF
ALP	200 4-stroke	06 -	HF
	350 M4	06 -	HF
ALP	350 4.0	06 -	HF

**SBS 862 HF LS****HONDA**

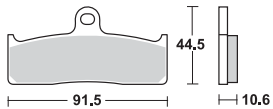
	800 Crossrunner	11 -	LS
CB	1000 R (Rad.cal)	08 -	LS
CB	1000 R ABS	08 -	LS
VFR	1200 F	10 -	LS


**SBS 864 HS DC RS****TRIUMPH**

	675 Daytona Triple (Rad.cal)	09 -	HS
--	---------------------------------	------	----

**SBS 865 DS****NISSIN**

	6 Piston Racing Radial Monobloc Caliper (Z0901)		◆
--	---	--	---





KTM			
SX	450 ATV	08-	RSI
XC	450 ATV	08-	SI
SX	505 ATV	08-	RSI
XC	505 ATV	08-	SI

KTM			
SX	450 ATV	08-	RSI
XC	450 ATV	08-	SI
SX	505 ATV	08-	RSI
XC	505 ATV	08-	SI

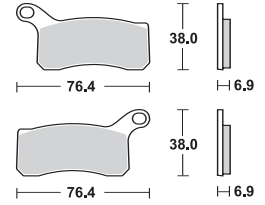
HONDA			
VFR	1200 F	10-	HS

BMW			
S	1000 RR	09-	HS

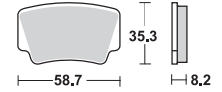
KTM			
SX	85	11-	RSI



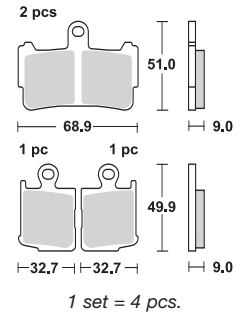
SI RSI SBS 866



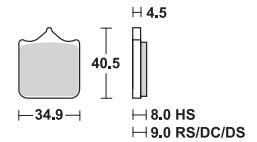
SI RSI SBS 867



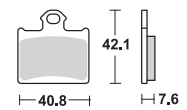
HS SBS 869



HS DC RS DS SBS 870

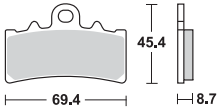
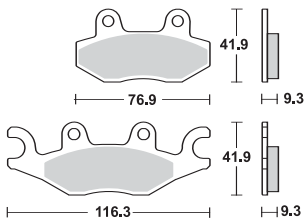
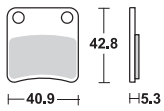


SI RSI CS SBS 872

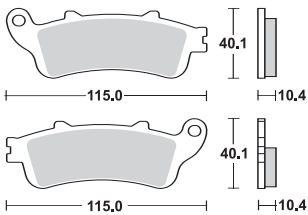


**SBS 877 HF HS RS****KTM**

125 Duke 11 - HF

**SBS 878 HF SI RSI****CECTEK**500 EFI King Cobra 09 - HF
500 EFI Quadrift 09 - HF
500 i Estoc 10 - HF**PGO**500 Bug 08 - HF
BR 500 i Racer 07 - HF**SBS 879 HF****APRILIA**NA 850 Mana GT
(Parking Brake) 09 - HF**KYMCO**400 Maxxer
(Parking Brake) 08 - HF
400 MXU
(Parking Brake) 08 - HF**SBS 880 LS****HONDA**

GL 1800 Gold Wing 01 - LS


Dimensions in mm / Dimensions en mm
1" = 25.4 mm , 1 mm = 0.04"

◆ Selection of compound - see page 138-139/Sélectionnement de composé de friction - voir page 138-139

APPLICATIONS


**BRAKE SHOES
BY PART NO.**





SBS 2010 ø80x18				
HONDA				
CRF	50	04-	●	●
NA	50 Express	79- 81	●	
NB	50 ME, Aero	83- 87	●	
NC	50 Express	77- 80	●	●
NC	50 Express	81- 83	●	
ND	50 C, ML Melody	82-	●	
NE	50 MF, MG, TH Vision	85- 87	●	
NN	50 MD Gyro	84	●	●
NP	50 Melody D Mini	83-	●	
NQ	50 D, Spree	84- 87	●	●
NT	50 F, G, H Melody Mini	85- 87	●	●
NX	50 A, B, MC Caren	82	●	
OR	50	93-	●	
PA	50	78- 81	●	
PA	50	82- 83	●	●
PC	50 K1	79-	●	●
QR	50	93- 03	●	
QR	50 ED, EF	82- 92	●	
SA	50 Elite LX, SR	88- 93	●	
SB	50	88- 89	●	●
TG	50 M Gyro S	85- 86	●	●
XR	50 R	00-	●	●
Z	50 R, RD	80- 99	●	●
CT	70	91- 94	●	●
PEUGEOT				
ST	50		●	
STL 2	50		●	
SUZUKI				
DR-Z	70	08-	●	●
YAMAHA				
TT-R	50	06-	●	●
SBS 2011 ø95x20				
HERCULES				
Limbo	95 -		●	50
HONDA				
GP	50 Dio	89- 90	●	
NA	50 Express	79- 81	●	
NB	50 ME, Aero	83- 87	●	
NC	50 Express	81- 83	●	
ND	50 C, ML Melody	82-	●	
NE	50 MF, MG, TH Vision	85- 87	●	
NH	50 Lead	- 83	●	
NH	50 Lead	86- 93	●	
NH	50 Lead	94-	●	
NH	50 Lead (Drum vers.)	94-	●	
NH	50 Lead SS,MR,MSE	84- 85	●	
NP	50 Melody D Mini	83-	●	
NS	50 F, Aero	88-	●	
NS-1	50	91-	●	
NU	50 MC Runaway, Express	82- 83	●	
NV	50 MSD Stream	84-	●	●
NX	50 A, B, MC Caren	82	●	
OR	50	93-	●	
PX	50	82- 83	●	
QR	50 ED, EF	82- 92	●	
SA	50 Elite LX, SR	88- 93	●	
Lead	80 SS	85	●	
NH	80 Lead Scooter	85	●	
NH	80 Lead Scooter	86-	●	
NH	80 MD Lead, Aero	83- 84	●	
R	80 Lead	88-	●	
PEUGEOT				
	50 Metropolis		●	
	50 Rapido		●	
	50 Zenith	94-	●	


SBS 2011 ø95x20				
PEUGEOT				
SC	50			●
ST	50			●
STL 2	50			●
SC	75			●
SX	75			●
	80 Metropolis			●
SX	80			●
SX	80 Pro			●
PGO				
	50 Star	91-		●
	80 Star	91-		●
SBS 2012 ø110x25				
APRILIA				
	50 Amico	90- 91	●	●
	50 Amico,GL,GLE	93-		●
	50 Gulliver	96-		●
	50 Rally	95-		●
	50 Scarabeo Street	00-		●
	50 Scarabeo, 2nd series	94- 99		●
	50 Sonic, GP	99-		●
AC	50 Rally	97-		●
LX	50 Amico, Sport	92-		●
SR	50 Europa	93-		●
SR	50 Replica	94-		●
SR	50 Replica (Liquid Cooled)	96-		●
SR	50 Urban Kid	93-		●
SR	50 Viper	93-		●
SR	50 WWW, Netscaper	97-		●
BENELLI				
	50 Chrono	92- 93		●
	50 Chrono	94-		●
	50 Nemo, Quadra	94-		●
	50 Pepe	99-		●
491	50 GT, Sport	98-		●
491	50 Naked	99-		●
491	50 ST	01-		●
BETA				
	50 Chrono 13	94-		●
	50 Quadra	95- 96		●
	50 Tempo	92- 96		●
BS VILLA				
AX	50	93-		●
GZ	50	93-		●
CAGIVA				
	50 City	92- 94		●
	50 City	95-		●
E-TON				
RXL	150 Viper	07-	●	
HERCULES				
	50 Gipsy, Splinter, Reggae	95-		●
	50 Limbo	95-		●
SR	50 Samba	93-	●	●
SR	80 Samba	93-	●	●
HONDA				
	50 Sky Classic	00-		●
	50 Sky Vetro	00-		●
C	50 all models	75- 93	●	●
CF	50 Chaly	79	●	●
NH	50 Lead	- 83	●	
NH	50 Lead (Drum vers.)	94-	●	
PK	50 Walaroo DX-STD	90- 01		●
R	50 Monkey	88-		●



SBS 2012 ø110x25			
HONDA			
SFX	50 Sport	96-	●
SGX	50 Sky DX	97-	●
SH	50 City Express	84- 96	●
SH	50 City Express	85- 96	●
SH	50 Scoopy	88-	●
SH	50 T	97	●
SJ	50 Bali	93- 98	●
SS	50 K2	75- 77	●
SS	50 ZB2	75- 80	●
ST	50 Dax	78- 93	●
ATC	70 K1	76- 77	●
C	70 all models	75- 83	●
CF	70 K2, C	78	●
ST	70 Dax	78- 93	●
	75 Yupy	90-	●
NF	75	79	●
SA	75 Vision	89-	●
SH	75 Scoopy	88- 95	●
XR	75 K5	79-	●
CH	80 Elite	85-	●
NH	80 Aero	85-	●
NH	80 MD Lead, Aero	83- 84	●
SH	80 Scoopy	88-	●
C	90 all models	75- 92	●
EZ	90 Cub	90- 95	●
TRX	90	93-	●
H	100 A, SD, SG, SJ	82- 92	●
SJ	100 Bali	97-	●
ANF	125 Innova	03- 06	●
ATC	125 ME, MF, MG, MH	84- 87	●
CB	125	72- 74	●
CB	125 S	84- 85	●
CG	125 A, B, C	77- 84	●
CG	125 E, F, J	85-	●
CH	125 D, E, Spacy, Elite	83- 84	●
MTX	125 Camel, Italy	88-	●
NH	125 Lead Scooter	86- 87	●
NH	125 Lead, Aero	83- 84	●
NS	125 Italy	85- 88	●
NSR	125 F	88- 89	●
RTV	125 NRS, Italy	87-	●
SL	125 K1A	76	●
TRX	125	85- 88	●
XL	125 K3	79	●
CH	150 D Elite	85- 87	●
ATC	185 A, S, SB	80- 83	●
ATC	200	81- 83	●
ATC	200 E Big Red	82- 83	●
ATC	200 ES Big Red	84	●
ATC	200 M	84- 85	●
ATC	200 S	84- 86	●
XL	200 R, P.D., Italy	85-	●
KTM			
GO	50	94-	●
KYMCO			
	50 Agility	05- 08	●
	50 Agility (4T) R10	06-	●
	50 Agility (4T) R12	06-	●
	50 Agility Basic	07-	●
	50 Calypso	97-	●
	50 Cobra Cross	99- 00	●
	50 Cobra Cross	01-	●
	50 Cobra Exclusive	01-	●
	50 Cobra Racer	99- 00	●
	50 Cobra Racer	01-	●
	50 Dink, Dink Sport, B&W	99-	●
	50 Easy	01-	●
	50 Filly	99-	●
	50 Filly LX	01	●



SBS 2012 ø110x25			
KYMCO			
	50 Heroism	95- 96	●
	50 Heroism	97-	●
	50 Manboy	95-	●
	50 MXer	03-	●
	50 MXU	05-	●
	50 Refined	94-	●
	50 Scout	95-	●
	50 Spacer	99-	●
	50 Topboy on/off road	96-	●
	50 Topboy Racer/Cross	01-	●
	50 Yager	01-	●
	50 Yup	01	●
CX	50	94-	●
DJ	50	99-	●
DJ	50 Refined	99-	●
DJW	50	94-	●
DJX	50	91-	●
DJY	50	93-	●
K12	50	95-	●
KB	50	95-	●
	80 Filly	99-	●
	90 Manboy	96-	●
	100 Cobra Racer	99-	●
	100 Topboy on/off road	99-	●
KB	100	99-	●
	125 Agility	06-	●
	125 Calypso	99-	●
	125 Heroism	95-	●
	125 MXer	03-	●
B	125 Freeway	93- 95	●
D2	125 Freeway	95-	●
	150 Freeway	95-	●
	150 MXer	03-	●
	150 MXU	05-	●
MALAGUTI			
	50 Centro	93-	●
	50 Ciak	00-	●
	50 Yesterday	97-	●
F-10	50	92- 93	●
F-10	50 Jet-Line	94-	●
F-12	50 Phantom	94- 98	●
F-12	50 Phantom A.C.	99-	●
F-12	50 Phantom L.C.	94- 98	●
F-15	50 Fire Fox	96- 99	●
F-15	50 Fire Fox	00-	●
F-15	50 Fire Fox L.C.	96-	●
SL	50 Centro	96	●
SL	50 Centro	97-	●
PEUGEOT			
	50 Buxy (A.J.P. cal.)	94-	●
	50 Buxy (Brembo cal.)	94-	●
	50 Buxy (Hengtong cal.)	94-	●
	50 Elyseo (A.J.P. cal.)	99- 01	●
	50 Looxor	02- 05	●
	50 Ludix	04-	●
	50 Ludix (Drum front)	04-	●
	50 Metropolis		●
	50 Speedake (A.J.P. cal.)	94-	●
	50 Speedake (Brembo cal.)	94-	●
	50 Speedake (Hengtong cal.)	94-	●
	50 Speedfight 3 (AC)	10-	●
	50 Speedfight LC,(A.J.P. cal.)	96-	●
	50 Speedfight LC,(Brembo cal.)	96-	●
	50 Speedfight LC,(Hengtong cal.)	96-	●
	50 Squab (A.J.P. cal.)	94-	●
	50 Squab (Hengtong cal.)	94-	●
	50 Trekker Road	99-	●
	50 V-Clic	08-	●
	50 Zenith	94-	●

**SBS 2012 ø110x25****PEUGEOT**

SC	50 Zenith Luxe	94-	●	●
SC	50		●	
SV	50 APS	91	●	●
SV	50 Geo	91	●	●
SV	50 Geo	92	●	●
SV	50 Geo	93-	●	●
SV	50 J,Junior	93-	●	●
SV	50 L	93-	●	●
SV	50 Roland Garros	93-	●	●
SV	50 Sport	93-	●	●
SX	50		●	
SC	75		●	
SX	75		●	
	80 Metropolis		●	
SC	80		●	●
SV	80 Geo	91- 92	●	●
SV	80 Geo	93-	●	●
SX	80		●	
SX	80 Pro		●	
	100 Elyseo (A.J.P. cal.)	99- 01	●	●
	125 Ludix	04-	●	●
SV	125 C Executive	96-	●	●
SV	125 Executive	94-	●	●
SV	125 Geo	91- 92	●	●
SV	125 Geo	93-	●	●

PGO

	50 Star	91-	●	
	80 Star	91-	●	

SYM

	50 Jet, Alpha	95-	●	
	50 Jungle	96-	●	
	50 Mask	00-	●	
	50 Mask LC	00-	●	
	50 Red Devil	97-	●	
	50 Super Fancy	95- 97	●	
	100 Super Fancy	95-	●	
	125 Attila	95-	●	
	150 Super Duke	96- 01	●	

YAMAHA

	50 Axis Pro Foot	92-	●	
XC	150 Fly One	92-	●	

SBS 2013 ø110x25**HONDA**

CB	50 all models	80- 81	●	●
CB	50 all models	81	●	●
CB	50 J, K1	75- 79	●	●
MB	50 S	80- 82	●	●
MBX	50	80- 82	●	●
MBX	50 S	83- 85	●	●
MRX	50	88-	●	●
MT	50 S	80- 93	●	●
MTX	50 SC-SD	83- 84	●	●
NSR	50	89- 90	●	●
XL	50		●	●
NSR	75 FII	88- 00	●	●
XR	75 K4	75- 79	●	●
XR	75 K5	79-	●	●
CR	80 R2	85	●	●
CR	80 RA, RB	80- 81	●	●
CR	80 RC	82	●	●
MBX	80	83- 86	●	●
MBX	80	86-	●	●
MBX	80 DX	82-	●	●
MBX	80 FWD	83- 86	●	●
MBX	80 SW, SWD	83-	●	●
MCX	80	82-	●	●
MTX	80 R	87-	●	●

**SBS 2013 ø110x25****HONDA**

MTX	80 RF	83- 84	●	●
XR	80	79- 84	●	●
C	90	93- 02	●	●
NH	90 Yupy	90- 94	●	●
CB	100 N	79- 80	●	●
XL	100 all models	78- 85	●	●
XR	100	81- 84	●	●
CB	125 J	79-	●	●
CB	125 S	76- 78	●	●
CB	125 S	79- 82	●	●
CBX	125 Custom	88	●	●
CR	125 M2, M3, M4	76- 78	●	●
CT	125 C	85	●	●
MT	125 R	- 77	●	●
MT	125 R	78-	●	●
MTX	125 R	84- 95	●	●
MTX	125 R, Italy	86	●	●
MTX	125 RWD	83- 84	●	●
NX	125 , Transcity	90- 98	●	●
R	125 Lead	88-	●	●
SL	125 K1D, E, F, G, K2A	76- 80	●	●
TL	125	76	●	●
XL	125 K2	78	●	●
XL	125 K3	79	●	●
XL	125 R	86	●	●
XL	125 R, P.D., Italy	85	●	●
XL	125 R, P.D., Italy, EX	87-	●	●
XL	125 S	79- 84	●	●
XLR	125 R	98-	●	●
XR	125 L	03-	●	●
CRF	150 F	03-	●	●
CBX	185 Custom	88-	●	●
XL	185 S	79- 83	●	●
CTX	200	04-	●	●
MTX	200 R	85-	●	●
MTX	200 RWD	83- 84	●	●
TL	200 J, Y	76- 78	●	●
TLR	200 Fatcat	86- 87	●	●
TLR	200 G, H	86- 87	●	●
TR	200	86- 87	●	●
XL	200 R	83- 84	●	●
XR	200	80- 84	●	●
XR	200 R	84- 02	●	●
XR	200 R, Pro Link	81- 83	●	●
CRF	230	04- 09	●	●
RTL	250 SG	86-	●	●
TL	250	75- 76	●	●
TL	250 K1	79	●	●
TLM	250 RJ	89	●	●
TLR	250 R	85-	●	●
XL	250 R	84- 87	●	●
XLR	250 R	88-	●	●
XR	250 R	84- 87	●	●
XR	250 R	88- 89	●	●
NX	350		●	●
XR	350 R	83	●	●
XR	350 R	84- 85	●	●
XR	500 R, Pro Link	83- 84	●	●
XR	600 R	83- 87	●	●
XR	600 R	88- 90	●	●

SBS 2014 ø130x28**HONDA**

ATC	250 R	81	●	●
-----	-------	----	---	---

HYOSUNG

GV	250	02-	●	●
----	-----	-----	---	---

KAWASAKI


KH	100 A	78- 81	●	●
KH	100 EX	88-	●	●



SBS 2014 ø130x28			
KAWASAKI			
KE	125	86-	●
KH	125	82- 98	●
KZ	200 A1, A2	78- 79	●
Z	200	77- 81	●
Z	200 A6	83-	●
KZ	250 D1,2, L1, W1	80- 83	●
SUZUKI			
PV	50		● ●
RG	80	85-	●
RG	80 Gamma	88- 93	●
RM	80 HD, HE, HF	83- 85	●
TS	90	71- 73	●
A	100 all models	74- 80	●
ACC	100	70- 72	● ●
ASS	100	69- 71	●
GP	100 UN, UX, UD	79- 92	●
RM	100 A, B, C	76- 78	●
TS	100 A, B, C, E	75- 81	● ●
TS	100 E	82- 87	●
TS	100 K, L, M	73- 75	●
B	120	71- 77	● ●
DR	125	86- 90	●
DR	125	91- 95	●
DR	125	96- 02	●
DR	125 SZ, SD, SE	82- 84	● ●
EN	125	05-	●
GN	125	05-	●
GN	125 E M-T	91- 04	●
GN	125 Z, E	82- 90	●
GP	125 all models	77- 84	●
GP	125 C (Norway)	78	●
GS	125 E, Katana	90- 94	●
GS	125 ESD	83- 94	●
GS	125 ESZ	82-	●
GS	125 Z, D	82- 84	●
GT	125 A, B, C, L, M	75- 78	●
GT	125 C, EC, N, E	78- 82	●
GT	125 T, ET	80-	●
GX	125 R	88-	●
GZ	125 Marauder	00- 02	●
GZ	125 Marauder	03-	●
RG	125	79-	●
RG	125 Gamma	85- 90	●
RM	125 M, A, B, C	75- 78	● ●
RM	125 N, T	79- 80	●
RM	125 X, Z, D	81- 83	●
SP	125 G,H,J	86- 88	●
SP	125 Z,D	82- 83	● ●
TS	125	73- 81	● ●
TS	125 ERZ	82	●
TS	125 K	72	●
TS	125 N	84-	● ●
TS	125 XE	84	●
X4	125 , X3E		● ●
GT	185 A, B, C, EC	75- 77	●
GT	185 L, M, K	75- 77	●
TS	185	74- 81	● ●
DR	200 G,H,J	86- 88	●
DR	200 SE	96-	●
DR	200 T	96	●
GT	200 X5 (Nien)	79- 82	●
SB	200 N, X	79- 81	●
SP	200 G,H,J	86- 88	●
SX	200 R	85-	●
XS	200 EN	79-	●
DR	250 F	85	●
DR	250 S	86- 89	●
DR	250 Z,D	82- 83	● ●
GZ	250 Marauder	00-	●
RM	250 A,B,C	76- 78	●



SBS 2014 ø130x28			
SUZUKI			
SP	250 F	85	●
TU	250 X Super Classic	97-	●
VL	250 Intruder	00-	●
RL	325		●
RM	400 C	78	●
RM	465 X, Z	81- 82	●
DR	500 S	89-	●
RM	500	85- 86	●
RM	500 D, E	83- 84	●
DR	600 R Djebel	86- 88	●
DR	600 S Dakar	85- 87	●
SP	600 F	85- 87	●
YAMAHA			
	225 Serow	85-	●
SBS 2015 ø110x30			
HYOSUNG			
	110 Midas Plus	98-	●
FX	110 110	02-	●
KR	110 Master	04-	●
KAWASAKI			
AE	50 A1, A2	81- 82	● ●
AR	50	81- 82	●
KMX	50	88-	●
AE	80 A, B	81-	● ●
AR	80	81-	●
KD	80 M1-M8	80- 87	● ●
KD	80 N1-N3	88- 90	●
KMX	80	87-	●
KC	100 C1-C4	80- 83	● ●
KE	100 A, B-B16	79- 97	● ●
KH	100 A	78- 81	●
KH	100 B7-B8	76- 77	● ●
KH	100 EX, G	81- 82	●
KH	100 GH	83-	●
KM	100 A4, A6	78- 81	● ●
KLF	110 A1, A2, B1, B2, Mojave	87- 88	●
KLT	110 A1, A2, A3	84- 86	●
KLX	110	02-	●
KLT	160 A1	85	●
KLT	185 A1, A2	86- 87	●
KLT	200 A1-A4	81- 83	●
KLT	200 B1	83	●
KLT	200 C1, C2	83- 84	●
KLT	250 A1, A2	82- 83	●
KLT	250 C1, C2, C3, Prairie	83- 85	●
KLT	250 P1 Police	84	●
PUCH			
AP	50	71-	● ●
SUZUKI			
A	50	71- 76	● ●
AC	50 DX	81-	●
AC	50 RG, ZR, Z1	79-	●
AP	50	75- 78	● ●
AP	50	95-	●
F	50	71- 73	● ●
FR	50	74- 81	● ●
GT	50 K, KB	77- 80	●
OR	50 N	79	● ●
RB	50 H	87	●
RM	50 C, N, T	78- 80	● ●
RM	50 M, A	75- 76	●
RV	50 , P		● ●
TS	50 ERA		● ●
TS	50 ERK, T, X, Z, D	80- 83	●
TS	50 KN	79	● ●
X-1	50	79-	●



SBS 2015 ø110x30				
SUZUKI				
FR	70	74- 76	●	●
FR	80 M, B, N, X, Z, D	76- 83	●	●
GT	80 L /C	81-	●	●
RM	80 B, C, N	77- 79	●	●
RT	80		●	●
RV	90		●	●
TS	90	71- 73	●	●
A	100 all models	74- 80	●	●
ASS	100	69- 71	●	●
GP	100 C	78- 81	●	●
GP	100 UN, UX, UD	79- 92	●	●
RM	100 A, B, C	76- 78	●	●
RM	100 N, T, X	79- 81	●	●
TS	100 K, L, M	73- 75	●	●
	110 Smash	03-	●	●
DR-Z	110	02-	●	●
FX	110 Shogun		●	●
CS	125 D	83-	●	●
TS	125 K	72	●	●
RL	325		●	●

SBS 2016 ø150x28				
KAWASAKI				
KDX	250 A1,B1,B2	80- 82	●	●
KL	250 A1, A2	78- 80	●	●
KX	250 A3-A7	75- 81	●	●
KZ	250 D1,2, L1, W1	80- 83	●	●
KX	420 A1, A2	80- 81	●	●

SUZUKI				
ALT	125 E-G	84- 86	●	●
LT	125 E-H	84- 87	●	●
LT	160 EK, EL, EM, EN	89- 92	●	●
LT-F	160 M-Y	91-	●	●
ALT	185 F	85-	●	●
LT	185 E-H	84- 87	●	●
SB	200 N, X	79- 81	●	●
LT	230 GEF, GEG	85- 86	●	●
LT-F	230 G, H	86- 87	●	●
RM	250 A,B,C	76- 78	●	●
RM	250 N	79	●	●
TS	250	74- 82	●	●
TS	250 X	85- 89	●	●
SP	370 C, N	77- 80	●	●
DR	400 ST, SX	79- 81	●	●
PE	400 T, X	79- 81	●	●
RM	400 C	78	●	●
RM	400 N	79	●	●
SP	400 T	80-	●	●
DR	500 S, SA	83- 88	●	●

SBS 2017 ø110x25				
SUZUKI				
GSXR	50	87-	●	●
LT-A	50 Quadmaster	01-	●	●
OR	50 E	80-	●	●
OR	50 T	80	●	●
RM	50 X, Z	81- 82	●	●
TS	50 ERK, T, X, Z, D	80- 83	●	●
TS	50 ERZ1	80- 83	●	●
ZR	50 SAPX,SKX,SLK	81- 87	●	●
DS	80	80- 96	●	●
JR	80	01-	●	●
RM	80 HD, HE, HF	83- 85	●	●
RM	80 T,XT,XX	80- 81	●	●
TS	80 ER		●	●
DR	100 D-L	83- 90	●	●
TS	100 E	82- 87	●	●
DR-Z	125 K	03-	●	●
DR-Z	125 L	03-	●	●
TS	125 ERZ	82	●	●



SBS 2018 ø160x30				
SUZUKI				
GN	250	86- 97	●	●
GNX	250 E	82-	●	●
GS	250 T, L	80- 82	●	●
GSX	250	80- 81	●	●
GSX	250 E	85-	●	●
GT	250	78- 81	●	●
SW1	250	92-	●	●
GS	300 LD, LF, LZ	82- 85	●	●
GN	400 T, TZ, X, XX, TT	80-	●	●
GSX	400 EFX	82	●	●
GSX	400 S, L	80-	●	●
LS	400 Savage	87-	●	●
LT-A	400 Eiger 2WD/4WD	02- 07	●	●
LT-F	400 Eiger 2WD/4WD	02-	●	●
GS	425 LN	80-	●	●
GS	425 N, EN	79- 80	●	●
GS	450 E, S, L	80- 83	●	●
GS	450 L	85-	●	●
GR	650 X	83-	●	●
LS	650	05-	●	●
LS	650 P	86- 88	●	●
LS	650 P Savage	95- 04	●	●
S40	650 Boulevard	05-	●	●


SBS 2019 ø140x28				
HONDA				
ATC	80	76- 78	●	●
ATC	90 K1, K2, K3	73- 78	●	●
TRX	90	93-	●	●
ATC	110 all models	79- 85	●	●
ATC	125 ME, MF, MG, MH	84- 87	●	●
TRX	125	85- 88	●	●
CD	175 all models	71- 78	●	●
ATC	185 A, S, SB	80- 83	●	●
ATC	200	81- 83	●	●
ATC	200 E Big Red	82- 83	●	●
ATC	200 ES Big Red	84	●	●
ATC	200 M	84- 85	●	●
ATC	200 S	84- 86	●	●
TRX	200	84	●	●
TRX	200	90- 91	●	●
TRX	200 D Type II	91- 97	●	●
TRX	200 SX	86- 88	●	●
ATC	250 ES, SX	85- 87	●	●
FL	250 Odyssey	77- 84	●	●
FL	250 Odyssey	84	●	●

SBS 2020 ø90x20				
HONDA				
CBX	125 F	84- 88	●	●

SUZUKI				
ALT	50 D, E	83- 84	●	●
CL	50 D, Suzi, Love	83-	●	●
CS	50 D, Z, Roadie	83	●	●
JR	50	89- 07	●	●
LT	50 E-K	84- 02	●	●

SBS 2021 ø95x20				
MBK				
	50 Active	- 89	●	●
	50 Hot Champ	91-	●	●
	75 Active	90-	●	●
	80 Active	- 89	●	●

YAMAHA				
	50 Beluga	- 89	●	●
CA	50 Riva Salient	83- 86	●	●
CG	50 A, B Riva Jog	90- 91	●	●
CY	50 F Jog	94	●	●
JOG	50 (Spain)	88-	●	●



SBS 2021 ø95x20			
YAMAHA			
JOG	50 CY	90- 92	●
JOG	50 E	88- 90	●
JOG-Z	50	90-	●
LC	50 M, Bop, G,H Champ	80- 81	●
MS	50	85- 86	●
RS	50 Champ	88-	●
SA	50 M, ME Passola	80- 84	●
SG	50 Sting	84-	●
SH	50 E, F Razz	93- 95	●
SH	50 Mint	93-	●
SH	50 T,EMT,U,MU,W,MW,A,MA,B,D,MD	87- 93	●
YE	50 Zest (Japan)	92- 95	●
CH	80 Beluga (CH 80)	90-	●
YE	80 Zest (Japan)	93-	●
JOG	90	90-	●

SBS 2022 ø100x20			
SUZUKI			
RM	80 Z,D,E,F	82- 85	●

SBS 2023 ø140x25			
HONDA			
CD	125	82-	●
CM	125	82- 85	●
CD	185 T	78-	●
CM	185 T	78- 79	●
CD	200 T	79	●
CM	200 TA, TB	80- 82	●
CB	250 Nighthawk	91- 02	●
CL	250 SC	81	●
CM	250 C	82- 83	●
MT	250 K1	74- 76	●
XL	250	78- 79	●
XL	250 S	78- 80	●
XL	250 S	81	●
XR	250	79- 80	●
XL	350	76- 78	●
XL	500 SZ	80	●

SBS 2024 ø160x30			
HONDA			
ATC	250 ES, SX	85- 87	●
CB	250 G, T	74- 76	●
CB	250 K3-K5	73- 75	●
CJ	250 T	76- 78	●
TRX	250	85- 87	●
TRX	300	88- 00	●
TRX	300 4WD	88- 00	●
CB	350 F, F1	73- 76	●
CB	350 K4	74	●
CB	360 G, T	73- 76	●
CJ	360 T	76- 78	●
CL	360	74-	●
CB	400 F, F1, F2	75- 79	●
CB	400 NZ	- 79	●

SBS 2025 ø110x30			
KAWASAKI			
KH	125	77- 80	●
KX	125 B2, C1, D1	83- 85	●
KDX	200 A, B	83- 85	●
KDX	200 C	86- 88	●

SBS 2026 ø130x30			
CAGIVA			
T4	350 R	87-	●
T4	500 E	87-	●

HONDA			
CA	125 Rebel	95- 96	●
CA	125 Rebel	97-	●



SBS 2026 ø130x30			
HONDA			
VT	125 C1 Shadow	99-	●
VT	125 C2 Shadow	99- 00	●
VT	125 C2 Shadow	01-	●
CBX	185 F	84-	●
CBX	250 RSE	84-	●
XL	250 S	81	●
XLR	400		●
XL	500 R	83-	●
XL	500 RC	82	●
XL	500 SZ	80	●
XR	500 R	86-	●
XR	500 R Pro Link	81- 82	●
XR	500 SZ, SA	79- 80	●
XL	600 LM, RM	85-	●
XL	600 R	83- 87	●
XL	600 V, Transalp	87- 90	●
XLM	600 LM	87-	●

SBS 2027 ø180x40			
HONDA			
CB	650	79- 81	●
CB	650 C	80-	●
CB	650 SCC Nighthawk	82-	●
CB	650 Z	78- 81	●
CB	750 A	76- 78	●
CB	750 C	80- 81	●
CB	750 C	82-	●
CB	750 C, F, FII, K	85-	●
CB	750 K	70- 76	●
CB	750 K	77- 78	●
CB	750 K, L	79-	●
CB	750 KZ	82-	●
CB	750 PZ	81-	●
CB	750 SC	82- 83	●

SBS 2028 ø110x25			
ADLY			
	25 Silver Fox	00- 05	●
	50 Fox	00-	●
	50 Jet	96-	●
	50 Pista, Pista Twin Light	96-	●
	50 Silver Fox	00- 05	●
	50 Silver Fox	06-	●
	100 Jet	96-	●
	100 Silver Fox	06-	●

BARIGO			
	Scooter electric	97-	●


BENELLI			
	50 Naked	02-	●
LX	100 Pepe	02-	●

CPI			
	50 Hussar	01- 02	●
	50 Hussar	03-	●
	50 Mars	01-	●
	50 Oliver	03-	●
	50 Popcorn	01- 02	●

DERBI			
DXR	200 Quad (Front drum)	04-	●
DXR	200 Quad (Front drum)	04-	●
DXR	250 Quad (Front drum)	04-	●
DXR	250 Quad (Front drum)	04-	●

EASY RIDER			
	50 Easy Rider	99-	●

FANTIC			
	50 Pony	93-	●




SBS 2028 ø110x25			
FANTIC			
50 Pony SR	93-	●	
50 Queenie	95-	●	
GENERIC			
50 Ideo	06-	●	
50 XOR	06-	●	
KEEWAY			
50 Flash	07-	●	
50 Flash Electric	10-	●	
F-NKD	50	10-	●
RY8	50	07- 09	●
KOTIR			
RS	50	90-	● ●
KREIDLER			
50 Florett	99-	●	
KTM			
X-1	50	98-	●
LEM			
50 Flash	94-	●	
50 Ghibli	90-	● ●	
MAICO			
50 Classic	99-	● ●	
50 Cruiser	99-	●	
50 Thunderbike I	99-	●	
50 Thunderbike II	99-	●	
50 Trafficjammer	99-	● ●	
C-1	50 Hard Enduro	99-	●
R-1	50 Superbike	99-	●
X-1	50 SuperCross	99-	●
MBK			
50 Equalis	96-	●	
50 Fizz	93-	●	
50 Forte	94-	●	
50 Sorriso	92-	● ●	
50 Target	92-	●	
80 Evolis	94-	●	
125 Flame R/F	95- 03	●	
POLARIS			
Trail Boss 2x4	85- 87	●	
250 Cyclone	87	●	
SMC			
50 Easy Rider	97-	●	
SULA			
50 City Bird	99-	●	
50 Thunder Bird	99-	●	
100 Thunder Bird	99-	●	
125 Thunder Bird	99-	●	
YAMAHA			
CR	50 Target	91-	●
CX	50	88-	● ●
CY	50 F Jog	94	●
DT	50 LCD	98-	●
DT	50 R	98- 03	●
YE	50 Zest (Italy)	92- 95	●
YFM	50 Raptor	04-	●
YSR	50 A, B	90- 91	●
YSR	50 T,U,W	87- 89	●
	80 Beluga	- 89	● ●
CV	80 Riva	83- 87	● ●
CW	80 Beluga	81- 83	● ●

SBS 2028 ø110x25			
YAMAHA			
PW	80 B,D,E,F,G	91- 95	●
PW	80 H	96-	●
TY	80	83-	●
YFM	80 D-F	92- 94	●
YFM	80 G-M Badger	95-	●
YFM	80 Grizzly	05-	●
YFM	80 Raptor	02-	●
YSR	80	86-	●
CR	90 Target	91-	●
TT-R	90	00-	●
RS	100 DX	77- 79	●
RS	100 DX	80- 82	●
RT	100 A-H	90- 96	● ●
YB	100	82- 86	●
YB	100	87- 92	● ●
YFM	100 W, A, B Champ	89- 91	●
YZ	100 J, K	82- 83	●
TT-R	110	08-	●
SR	125 SE	82	●
TT-R	125	00-	● ●
TT-R	125 LW	00-	●
TW	125	99- 01	●
TW	125	02-	●
XT	125	82-	●
YFA	125 1 D, E Breeze	92- 93	●
YFA	125 1 F Breeze	94	●
YFA	125 1 G-M Breeze	95-	●
YFA	125 1 W, A, B Breeze	89- 91	●
YFM	125 Grizzly	04-	●
XC	150 Fly One R	98-	●
YT	175 J, K Tri Moto	82- 83	●
SR	185 Exiter, H, J	81- 82	●
BW	200	85- 88	● ●
TT	200	86-	●
TW	200	87- 00	●
TW	200	01-	●
XT	200	85-	●
YFM	200 DXS-DXW Moto 4	86- 87	●
YFM	200 N Moto 4	85- 89	●
YFS	200 U-P Blaster	88- 02	●
YTM	200 EK, EL Tri Moto	83- 84	●
YTM	200 ERN Tri Moto	85	●
YTM	200 K-N Tri Moto	83- 85	●
TT	225 S,T	86- 00	●
TTR	225	01-	●
XT	225	01-	●
XT	225 E-H	92- 00	●
XT	225 Serow	86-	●
YFM	225 S-U Moto 4	86- 88	●
YTM	225 DRN, DRS Tri Moto	85- 86	●
YTM	225 DXK-DXN Tri Moto	83- 85	●
YFB	250 D-F Timberwolf	92- 94	●
YFM	350 ERT, ERU	87- 88	●

SBS 2029 ø110x30			
HONDA			
NX	250	88- 90	●
XL	250 Degree	91-	●
XL	250 R	82- 83	●
XL	250 S	78- 80	●
XR	250	79- 80	●
XR	250 R	81- 83	●
XL	350 R	84-	●

SBS 2030 ø130x25			
HONDA			
CR	250 R	81- 82	●
XR	250 R	81- 83	●
CR	450 R	81	●
CR	480 R	82	●
XR	500 R Pro Link	81- 82	●

**SBS 2031 ø140x25**

HONDA			
CR	125 R	79- 81	●
CR	250 RZ, RA	79- 80	●
XR	500 SZ, SA	79- 80	●

SBS 2032 ø110x25

CPI			
	50 Popcorn	03-	●

GARELLI			
SR	50 Pony	95-	●

HONDA			
CN	250 Helix	86- 87	●

YAMAHA			
DT	50 M, MX	78- 86	● ●
FS	50 DX	75- 79	●
FS1	50 DX	77- 78	●
FS1	50 DX	79- 81	●
FS1	50 E	74- 76	● ●
FS1	50 SE	81- 82	● ●
LB	50 Chappy	80-	● ●
RD	50	76- 78	●
RD	50 M	79- 80	●
RD	50 MX	81- 87	●
RX	50 K	83-	●
TY	50 , M	77- 80	● ●
V	50 M, P	74- 82	● ●
YSR	50 D	92	●
RD	60 A, B	73- 75	● ●
V	70 A	76	● ●
V	75 A	77	● ●
DT	80 MX	81- 83	● ●
LB2	80 Bop 2	80	● ●
RD	80 LC	81-	●
RD	80 LC	83-	●
RD	80 MX	81-	●
RX	80 SE	82-	●
TY	80	77- 82	●
V	80	79- 82	● ●
YZ	80 A,B,C,D,E,F	74- 79	●
V	90	78-	● ●
YA	90 Axis	90-	●
AG	100 Farmbike	- 91	● ●
DT	100	76- 80	● ●
RS	100	75- 80	● ●
RX	100	76- 79	● ●
RX	100	84-	● ●
YB	100	78- 81	● ●
YB	100	82- 86	● ●
YZ	100 E, F, G, H	78- 81	● ●
RX	115 S	82-	●
IT	125 G, H, J	80- 82	● ●
TY	125	80- 82	● ●
YZ	125 A,B	74- 75	● ●
TY	175	77- 80	● ●
TY	250 D, E	77- 78	● ●
TY	250 R	91- 92	● ●
TY	250 S, R	84- 90	● ●
BW	350	87-	● ●
TY	350	86-	● ●

SBS 2033 ø130x22


YAMAHA			
YZ	125	76- 82	●
YZ	125 K	83	●
IT	175 G, H, J	80- 82	●
IT	250 G, H, J	80- 82	●
TY	250 H	81	●
YZ	250 A,B,C,D,E,F	74- 79	●
YZ	250 G	80	●

**SBS 2033 ø130x22**

YAMAHA			
YZ	250 H	81	●
YZ	400 D, E, F	77- 79	●
IT	425 G	80	●
IT	500 G, H	80- 81	●

SBS 2034 ø130x28

YAMAHA			
YFM	50 Raptor	04-	●
DT	80 LC	81- 84	●
DT	80 LC-2	85- 92	●
TZR	80	- 91	●
VN	80 NW	88-	● ●
YFM	80 D-F	92- 94	●
YFM	80 G-M Badger	95-	●
YFM	80 Grizzly	05-	●
YFM	80 N, S Moto 4	85- 86	●
YFM	80 Raptor	02-	●
YFM	80 T, U	87- 88	●
	100 Aerox	00-	●
	100 Neo's	00-	●
AG	100 Farmbike	- 91	●
AG	100 Farmbike	92- 93	●
DT	100	76- 80	●
YFM	100 T, U Champ	87- 88	●
YFM	100 W, A, B Champ	89- 91	●
YZ	100 E, F, G, H	78- 81	●
YZ	100 J, K	82- 83	●
BL	125 Beluga	85- 87	● ●
BL	125 Beluga	88- 92	● ●
BL	125 Beluga	93-	● ●
DT	125 E, MX, LC	74- 85	● ●
DT	125 LC	85- 87	●
DT	125 MX	90-	● ●
DT	125 Tenere	89- 90	●
IT	125 G, H, J	80- 82	●
RD	125 DX	75- 77	●
RD	125 LC	82- 84	●
RD	125 LC	85- 87	●
RS	125 DX	76- 79	●
RS	125 DX	80- 86	●
SR	125 SE	82	● ●
TY	125	80- 82	●
TZR	125	87- 88	●
XC	125 Beluga	85	● ●
XC	125 Beluga, Riva	87- 92	●
XC	125 Cygnus F	00-	●
XC	125 E, F Riva	93-	●
XC	125 F	00-	●
XC	125 TR Cygnus, R	96-	●
XT	125	82-	●
XV	125 Virago	97-	●
YBR	125	06- 07	●
YFA	125 1 D, E Breeze	92- 93	●
YFA	125 1 F Breeze	94	●
YFA	125 1 G-M Breeze	95-	●
YFA	125 1 W, A, B Breeze	89- 91	●
YFM	125 Grizzly	04-	●
YP	125	89-	●
YZ	125	76- 82	●
YZ	125 A,B	74- 75	●
DT	175	95- 99	● ●
DT	175	00-	●
DT	175 all models	74- 83	● ●
IT	175 G, H, J	80- 82	●
TY	175	77- 80	●
RT	180 A, B, D	90- 92	●
RT	180 E	93	●
RT	180 G,H	95- 96	●
SR	185 Exiter, H, J	81- 82	● ●
DT	200 R	85- 87	●
TW	200	87- 00	●



SBS 2034 ø130x28			
YAMAHA			
XC	200 Riva	87-	●
XT	200	85-	●
TT-R	230	05-	●
FZ	250 Phazer N, S	85- 86	●
SR	250	90-	●
SR	250 SE	80- 82	●
SRX	250	84-	●
TT	250	87- 92	●
TY	250 D, E	77- 78	●
XT	250	80-	●
XV	250 Route 66	88- 90	●
XV	250 Route 66	95- 97	●
XV	250 S Virago	95- 97	●
XV	250 S Virago	98-	●
XV	250 Virago	88	●
XV	250 Virago	89- 94	●
YZ	250 G	80	●
YZ	250 J, K, L	82- 84	●
YZ	250 N, S, T	85- 87	●
TT	350 S,T	86- 87	●
XT	350	85- 90	●
XT	350 B-H	91- 96	●
YZ	490 K	83	●
DT	600 N	85-	●
TT	600	85- 88	●
TT	600	89	●
TT	600	90- 92	●
TT	600 K,L	83- 84	●

SBS 2035 ø160x25			
YAMAHA			
DT	250 all models	75- 80	●
SR	250 SE	80- 82	●
YD	250	86-	●
YD	250 S	90	●
YFB	250 D-F Timberwolf	92- 94	●
YFB	250 FWF-FWM Timberwolf 4WD	94-	●
YFB	250 G,H Timberwolf	95- 96	●
YFM	250 Timberwolf (YFB 250 G)	95	●
YFM	250 W, A, B	89- 91	●
YFU1TW	250 Pro Hauler	89	●
YFU1W	250 Pro Hauler	89-	●
YZ	250 A,B,C,D,E,F	74- 79	●
YFM	350 ERW, ERA-G	89- 95	●
YFP	350 U Terrapro	88	●
DT	400 all models	75- 77	●
YZ	400 D, E, F	77- 79	●
IT	425 G	80	●
YZ	465 G	80	●
IT	500 G, H	80- 81	●
XT	500	76- 80	●


SBS 2036 ø130x22			
YAMAHA			
YZ	125 L	84	●
IT	250 L	84	●
YZ	250 J, K, L	82- 84	●
IT	465 H, J	81- 82	●
YZ	465 G	80	●
YZ	465 H	81	●
IT	490 L	84	●
YZ	490 H, J	81- 82	●
YZ	490 K	83	●
YZ	490 L	84	●
TT	600 K,L	83- 84	●

SBS 2037 ø150x25			
YAMAHA			
RD	125 DX	78- 81	●
YP	125	89-	●
XC	180 Cygnus, Riva	83- 85	●



SBS 2037 ø150x25			
YAMAHA			
RD	200 A, B	74- 75	●
RD	200 DX	76- 78	●
RD	200 DX	78- 81	●
RS	200	79	●
DT	250 all models	75- 80	●
IT	250	85-	●
IT	250 G, H, J	80- 82	●
IT	250 L	84	●
SRX	250 T, TC	87	●
TY	250 H	81	●
YD	250	86-	●
YZ	250 H	81	●
DT	400 all models	75- 77	●
SR	400		●
IT	465 H, J	81- 82	●
YZ	465 H	81	●
IT	490 L	84	●
YZ	490 H, J	81- 82	●
YZ	490 L	84	●
YZ	490 N,S,T	85- 87	●
YZ	490 U,W,A	88- 90	●
SR	500	78- 84	●
SR	500	85- 91	●
SR	500	92-	●
XT	500	76- 80	●
XT	500	86-	●
XT	500 (Austria)	83-	●
XT	550	82- 83	●
XT	600	83- 85	●
XT	600	86-	●
XT	600 Tenere	83- 84	●
XT	600 Z	86-	●

SBS 2038 ø160x30			
KAWASAKI			
KLF	185 A1, A1A Bayou	85	●
KLF	185 A2-A4 Bayou	86- 88	●
KLF	220 A1-A15 Bayou	88- 02	●
BR	250	86-	●
EL	250	91- 94	●
EL	250 E3, E4	93- 94	●
EL	250 Eliminator	88- 89	●
GPZ	250	83-	●
GPZ	250 Belt Drive	83- 84	●
Z	250 B1, B2	80- 83	●
Z	250 T, Scorpion	89-	●
EL	252	97- 00	●
EL	252	01-	●
KLF	300 A1, A2 Bayou	86- 87	●
KLF	300 B1-B13 Bayou	88-	●
EX	305 B1	83	●
GPZ	305	81- 96	●
GPZ	305	83- 96	●
KZ	305 A1,2, B1	81- 82	●
KZ	305 B2, B3	87- 88	●
Z	305 A1, A2, B1 - B8	81-	●
GPZ	400 S	88-	●
KZ	400 B1, B2	78- 79	●
KZ	400 H1 (LTD)	79	●
Z	400 B1, B2	78- 79	●
Z	400 D, S	76- 77	●
Z	400 E, GL, H, H1	79-	●
Z	400 F	84-	●
ZR	400 F, A1	83- 84	●
KZ	440 A1-A3, K1, D2-D4	80- 82	●
KZ	440 A4, A5, D5, LTD	83-	●
KZ	440 A4, D5, G1	83	●
KZ	440 C	80- 81	●
KZ	440 C, Twin	81-	●
KZ	440 LTD	80-	●
KZ	440 LTD	80- 81	●



SBS 2038 ø160x30			
KAWASAKI			
Z	440 A4, A5, D5, LTD	83- 84	●
Z	440 C	80- 81	●
Z	440 C, Twin	81-	●
Z	440 LTD	80-	●
Z	440 LTD	80- 81	●
ER-5	500	97- 00	●
ER-5	500	01-	●
EX	500 A1-A3	87- 89	●
EX	500 A4-A7	90- 93	●
GPZ	500	93- 95	●
GPZ	500 S	87	●
GPZ	500 S	88	●
GPZ	500 S (Austria)	87- 91	●
GPZ	500 S (Austria)	92- 93	●
ZR	500 A1 (Z 500 F)	83-	●
Z	550 F	83-	●
Z	550 F	85-	●
ZR	550 A1, GP	83- 84	●
W	650	99-	●

SBS 2039 ø120x28			
KAWASAKI			
KE	125 A4-A12	76- 85	●
KX	125 A3-A7	74- 81	●
KDX	175	80- 82	●
KE	175 B1, B2, B3	76- 78	●
KE	175 D2-D5	79- 83	●
KL	250 A3-A5, C1,C2	80- 84	●
KLX	250 A1,A2	79- 80	●
KT	250 all models	75- 80	●

SBS 2040 ø140x28			
KAWASAKI			
KLF	185 A2-A4 Bayou	86- 88	●
KLT	200 A1-A4	81- 83	●
KLT	200 B1	83	●
KLT	200 C1, C2	83- 84	●
KLF	220 A1-A15 Bayou	88- 02	●
KDX	250 A1,B1,B2	80- 82	●
KDX	250 B3, B4	83- 84	●
KL	250 A1, A2	78- 80	●
KLT	250 A1, A2	82- 83	●
KLT	250 C1, C2, C3, Prairie	83- 85	●
KLT	250 P1 Police	84	●
KX	250 A3-A7	75- 81	●
KXT	250 A1 Tecate	84	●
KX	420 A1, A2	80- 81	●

SBS 2041 ø130x25			
BOMBARDIER			
	50 Quest	03- 04	●
DS	50	02- 06	●
	90 Quest	03- 04	●
DS	90	02- 06	●

CAN-AM			
DS	50	07-	●
DS	70	08-	●
DS	90	07-	●

HONDA			
TRX	70	86- 87	●
CB	125 S	84- 85	●
CG	125 E, F, J	85-	●
CH	125 Spacy	94-	●
CR	125 R	79- 81	●
CR	125 RC	82	●
CH	250 Elite	85- 86	●
CH	250 Elite	87- 90	●
CH	250 Spacy, Freeway Fusion	88-	●
CN	250	93-	●



SBS 2041 ø130x25			
HONDA			
CN	250 Spazio	88- 89	●
CR	250 R	81- 82	●
XL	250 R	82- 83	●
CR	480 R	82	●

SBS 2042 ø130x22			
HONDA			
CR	125 RD	83	●
CR	125 RE, RF	84- 85	●
MBX	125 RWB	84-	●
CR	250 R	83	●
CR	250 RE, RF	84- 85	●
XR	350 R	83	●
CR	480 R	83	●
CR	500 RE, RF	84- 85	●

SBS 2043 ø86x20			
HONDA			
CR	80 R	86- 91	●
CR	80 RF	85	●
MB	80	80-	●

SBS 2044 ø160x30			
HONDA			
TRX	200	84	●
TRX	250	85- 87	●
FL	350 R Odyssey	85- 87	●
FL	400 R Pilot	89- 90	●


SBS 2045 ø160x30			
HONDA			
TRX	350 all models	86- 89	●

SBS 2046 ø180x35			
HONDA			
TRX	350 all models	86- 89	●
TRX	500 all models	05-	●
CB	700 SC	84- 86	●
VF	700 C Magna	85- 86	●
VF	700 C Magna	87	●
VT	700 C Shadow	86	●
VT	700 C, Shadow	87	●
VF	750 C, CD Magna	94- 98	●
VF	750 C, Magna	88- 93	●
VP	750 CH, Custom	87-	●
VT	750 Black Widow	01-	●
VT	750 C, Shadow	86-	●
VT	750 C2 Shadow A.C.E.	97- 03	●
VT	750 C2 Shadow Spirit	07-	●
VT	750 C4 Shadow	04-	●
PC	800 Pacific Coast	89- 97	●
VT	800 C	88-	●
VT	1000 C	88-	●
VT	1100 C Shadow	87- 93	●
VT	1100 C Shadow	94- 96	●

SBS 2047 ø130x25			
HONDA			
CR	125 RG	86	●
CR	250 RG	86	●
CR	500 RG	86	●

SBS 2048 ø87x20			
ARCTIC CAT			
	50 2WD	04-	●
	50 DVX	06-	●
	90 2WD	02-	●
	90 DVX	06-	●


BOMBARDIER			
	50 Quest	03- 04	●



SBS 2048 ø87x20			
BOMBARDIER			
DS	50	02- 06	●
	90 Quest	03- 04	●
DS	90	02- 06	●
CAN-AM			
DS	50	07-	●
DS	70	08-	●
DS	90	07-	●
HONDA			
TRX	70	86- 87	●
POLARIS			
	50 Predator	04-	●
	50 Scrambler	01- 03	●
	90 Predator	03-	●
	90 Scrambler	01- 03	●
	90 Sportsman	01-	●
SBS 2049 ø130x22			
YAMAHA			
YZ	125 K	83	●
YZ	125 L	84	●
YZ	125 N, S, T	85- 87	●
IT	200	85-	●
IT	200 L, N	84- 85	●
IT	200 S	86	●
TY	250 S, R	84- 90	●
BW	350	87-	●
TY	350	86-	●
SBS 2050 ø110x25			
APRILIA			
	50 Amico, Scooter	92	●
MBK			
	50 Booster	- 94	●
	50 Booster Next Gen.	97-	●
	50 Booster Rocket	95-	●
	50 Booster Spirit	00-	●
	50 Booster Track	97-	●
	50 Evolis	92-	●
	50 Flipper	99-	●
	50 Hot Champ	91-	●
	50 Ovetto	97-	●
	75 Active	90-	●
YAMAHA			
	50 Beluga	90-	●
	50 Why	99-	●
BW	50	91- 94	●
BW	50 Bump	97- 98	●
BW	50 Bump	99- 01	●
BW	50 Bump	02-	●
BW	50 Next Generation	96-	●
BW	50 Spy	95- 96	●
BW	50 Spy	97- 98	●
BW	50 Spy	99- 01	●
BW	50 Spy	02-	●
CR	50 Z	91- 95	●
CW	50 TA Zuma	90	●
DT	50 MX	87- 90	●
DT	50 R	89- 95	●
DT	50 R	96- 97	●
JOG	50 CY	90- 92	●
JOG	50 R		●
T	50	86-	●
TRAFIC	50 M	83-	●
V	50 M	83	●
YA	50 Axis Mofa	97-	●
YM	50 Breeze, Fizz	95-	●




SBS 2050 ø110x25			
YAMAHA			
YN	50 Neo's, LC	97-	●
YF	60 S Moto 4	86	●
YT	60 L, N Tri Zinger	84- 85	●
CH	80 Beluga (CH 80)	90-	●
DT	80 MX, MXS	84- 85	●
PW	80 K,N,S	83- 85	●
T	80 Townmate	83- 97	●
V	80 DL	83-	●
YFM	80 T, U	87- 88	●
AG	100 Farmbike	92- 93	●
RXS	100	83- 97	●
YFM	100 T, U Champ	87- 88	●
	105 Crypton	98-	●
SR	125	92- 96	●
SR	125	97- 02	●
Y	125 Fair Breeze	92-	●
SBS 2051 ø140x24			
SUZUKI			
LT	230 GEF, GEG	85- 86	●
LT-F	230 G, H	86- 87	●
LT	250 EFF, EFG	85- 86	●
LT	300 EH-EK	87- 89	●
LT-F	300	88- 90	●
SBS 2052 ø180x36			
SUZUKI			
LT-F	280 4WD XM, N, P, R, S, T, V, W	91- 98	●
LT-F	300	88- 90	●
LT-F	300 King Quad	91- 01	●
LT-F	300 King Quad Left/Rear	02-	●
VS	600 GL Intruder	97-	●
GV	700 GLG Madura	86	●
VS	700 GLFG	86- 87	●
VS	750 GL F,P Intruder	86- 91	●
C	800 Intruder	05-	●
C50	800 Boulevard	05-	●
M	800 Intruder	05-	●
M50	800 Boulevard	05-	●
S50	800 Boulevard	05-	●
VL	800 Intruder LC Volusia	01- 04	●
VS	800 Intruder	91- 99	●
VZ	800 Marauder	97- 04	●
SBS 2053 ø165x32			
KAWASAKI			
KAF	300 A1, B1, B2 Mule 500	92- 95	●
KAF	300 C1-C4 Mule 550		●
SUZUKI			
LT	250 4WD H-W	87- 98	●
LT-F	250 4WD V, W Quadrunner	97- 98	●
LT-F	250 J-K1	88- 01	●
SBS 2054 ø160x30			
KAWASAKI			
KLF	300 A1, A2 Bayou	86- 87	●
SBS 2055 ø140x30			
HONDA			
XBR	500 S	85- 89	●
XLV	750 R	83- 85	●
XLV	750 R	86- 88	●
SBS 2056 ø120x35			
KAWASAKI			
KE	175 D2-D5	79- 83	●
KDX	200 A, B	83- 85	●
KL	250 A3-A5, C1,C2	80- 84	●
KL	250 D2-D14 (KLR 250)	85- 97	●



SBS 2057 ø95x20			
BS VILLA			
ZX	50	93-	●
HONDA			
	50 Dio, Life	94-	● ●
	50 Super Dio (Japan)	94-	● ●
	50 Tact S	93-	● ●
CR	50 RE, RF	84- 85	● ●
GP	50 Dio	91-	● ●
HSC	50 ZR, 01 Scooter	92-	● ●
NPS	50 Zoomer	01-	● ●
NU	50 MC Runaway, Express	82- 83	● ●
PK	50 Walaroo DX-STD	90- 01	● ●
QR	50	93- 03	● ●
SA	50 J Vision	88- 94	● ●
SR	50 Dio	93-	● ●
SR	50 Super Dio	91- 92	● ●
TLM	50 F	85-	● ●
ZX	50 Super Dio	92-	● ●
CR	60 RF, RG	85- 86	● ●
CRF	70	04-	● ●
XR	70	97-	● ●
SA	75 Vision	89-	● ●
CH	80 Elite	85-	● ●
CR	80 RC	82	● ●
CR	80 RD, RE	83- 84	● ●
CR	80 RF	85	● ●
CRF	80	04-	● ●
NH	80 Aero	85-	● ●
XR	80 R	85- 88	● ●
CRF	100	04-	● ●
XR	100 R	85-	● ●
TLR	200 D, E, F	83- 85	● ●
TLR	200 G, H	86- 87	● ●
KYMCO			
CX	50	94-	● ●
CX	50 Curio Super	94-	● ●
DJ	50	99-	● ●
DJ	50 Refined	99-	● ●
DJW	50	94-	● ●
DJX	50	91-	● ●
DJY	50	93-	● ●
ZX	50 Fever	96-	● ●
SBS 2058 ø140x40			
HONDA			
CA	250 Rebel	90-	● ●
CB	250	88-	● ●
CB	250	92- 05	● ●
CB	250 N	78-	● ●
CB	250 NA, NB, T, TZ	77-	● ●
CM	250 TB	81-	● ●
CB	350 S.G. (U.K. only)	87- 90	● ●
CB	400 A	77- 81	● ●
CB	400 Four	81-	● ●
CB	400 N	78- 82	● ●
CB	400 N	82-	● ●
CB	400 N	86-	● ●
CB	400 N, T, Hawk	78-	● ●
CB	400 T1, T2	77- 78	● ●
CB	400 Twin	82-	● ●
CM	400 A, T, TZ	79-	● ●
CM	400 C	81	● ●
CM	400 E	80- 81	● ●
CM	400 T	79- 81	● ●
CM	400 T	82-	● ●
GB	400 T.T.	88-	● ●
CB	450 N	84- 85	● ●
CB	450 N	86-	● ●
CB	450 S	86- 88	● ●
CB	450 SC Nighthawk	82	● ●



SBS 2058 ø140x40			
HONDA			
CB	450 SC Nighthawk	83- 86	● ●
CB	450 T	82-	● ●
CM	450 A, C	82-	● ●
CMX	450 Rebel	86- 88	● ●
VT	500 C Shadow	83- 86	● ●
VT	500 E	83- 85	● ●
VT	500 ED	82	● ●
CB	550 SC	83-	● ●
SBS 2059 ø160x40			
HONDA			
CB	500	94- 96	● ●
CX	500	78- 80	● ●
CX	500 C	81- 82	● ●
CX	500 Z, A, B	79- 81	● ●
GB	500 T.T.	88-	● ●
GL	500 D	81- 82	● ●
GL	500 I	81- 82	● ●
NV	600 C	88-	● ●
VT	600 C, Shadow	88- 93	● ●
VT	600 C, Shadow	94- 00	● ●
VT	600 CD Shadow VLX	94- 00	● ●
CB	650 SC Nighthawk	83- 85	● ●
CBX	650 E	83-	● ●
CBX	650 ED, SC, SCD	83-	● ●
CX	650 C	83-	● ●
GL	650 D	83- 84	● ●
VF	700 C Magna	84	● ●
VF	700 S	84- 85	● ●
VT	700 C Shadow	84- 85	● ●
CB	750 Nighthawk	91- 02	● ●
VF	750 C	82-	● ●
VF	750 S	85	● ●
VF	750 Sport	82- 83	● ●
VT	750 C	83-	● ●
SBS 2060 ø180x40			
KAWASAKI			
EN	400 Twin	85-	● ●
Z	400 J	80-	● ●
Z	400 T (Belt Drive)	83-	● ●
EN	450 A1-A6	85- 90	● ●
Z	450 LTD	84-	● ●
EN	500	98-	● ●
EN	500 A1-A7, B1-B2	90- 96	● ●
EN	500 C1-C2 Vulcan	96- 97	● ●
ZL	500 (Austria)	85-	● ●
GT	550	85- 01	● ●
KZ	550 A1	80	● ●
KZ	550 A2-A4, C1-C4	80- 83	● ●
KZ	550 F1, F2, M1	83- 84	● ●
Z	550 A1	80-	● ●
Z	550 A2, A3, C3	81- 83	● ●
Z	550 C1, C2, B, LTD	80-	● ●
Z	550 C3, LTD	82- 84	● ●
Z	550 F1, F2, F2L	83- 84	● ●
Z	550 GT	83-	● ●
Z	550 GT, LTD	82-	● ●
Z	550 LTD	81-	● ●
Z	550 M1, LTD	83-	● ●
ZL	600	85-	● ●
ZL	600 B2 Eliminator	95- 98	● ●
KZ	650	77- 79	● ●
KZ	650 D4	81-	● ●
KZ	650 E1	80	● ●
KZ	650 F	81-	● ●
Z	650	77- 79	● ●
Z	650 D4	81-	● ●
Z	650 E1	80	● ●
Z	650 F	81-	● ●
VN	700 A1 Vulcan	85	● ●



SBS 2060 ø180x40			
KAWASAKI			
750 Vulcan	93-	●	
KZ 750 K1, K2	83- 84	●	
KZ 750 LTD	80-	●	
KZ 750 M1	82-	●	
VN 750 A2-A1_ Vulcan	86- 94	●	
VZ 750 Twin	88	●	
Z 750 K1, K2	83- 84	●	
Z 750 LTD	80-	●	
Z 750 M1	82-	●	
VN 800 A1-A9 Vulcan,Classic	95-	●	
VN 800 B1-B8 Vulcan Classic	96-	●	
VN 800 Classic	98-	●	

SBS 2063 ø180x40			
YAMAHA			
XJ 400 Maxim, Seca	81-	●	
XT 400	86-	●	
TX 500 A, B	74- 77	●	
XS 500	75- 77	●	
XV 500 K, Virago	83-	●	
XV 500 SE	83-	●	
XJ 550 H, J, K Maxim	81- 83	●	
XZ 550	82	●	
XZ 550	83- 84	●	
XZ 550 RJ, RK	82- 83	●	
XZ 550 S	83- 84	●	
YX 600 Radian	87- 90	●	
XV 750 MK	83-	●	
XV 750 SE	81-	●	

SBS 2064 ø180x30			
YAMAHA			
YDS-7 200	73- 75	●	
RD 250 A-C	73- 77	●	
RD 250 DX Left/Rear	80-	●	
RD 250 LC	80	●	
RD 250 LC	81- 82	●	
RD 350 A, B	73- 79	●	
RD 350 LC	80	●	
RD 350 LC	81- 82	●	
XS 360 B	76-	●	
XS 650 B, C, XS2	75- 77	●	
XS 650 D1E, F, F2	77- 79	●	
XS 650 SJ, SK	82-	●	

SBS 2065 ø200x40			
YAMAHA			
XV 400 Virago, SPL	88-	●	
XV 535 DX Virago	98- 03	●	
XV 535 S Virago	96- 03	●	
XV 535 Virago	87- 94	●	
XV 535 Virago	88- 95	●	
XV 535 Virago	95- 97	●	
XJ 650	80- 82	●	
XJ 650	83	●	
XJ 650 G, H, SH Left/Rear	80- 83	●	
XJ 650 Seca	81- 83	●	
XJ 650 Turbo	81- 82	●	
XVS 650 A Drag Star Classic	98-	●	
XVS 650 Drag Star	97-	●	
XVS 650 V-Star Classic	98-	●	
XVS 650 V-Star Custom	98-	●	
XJ 700	86-	●	
XV 700 L, LC	84-	●	
XV 700 Virago	87-	●	
TX 750	73- 74	●	
VF 750 Virago	88-	●	
XJ 750 E	81- 83	●	
XJ 750 Maxim	82	●	
XJ 750 RH, RJ, RK Seca	81- 83	●	
XV 750	89- 92	●	




SBS 2065 ø200x40			
YAMAHA			
XV 750 Virago	93- 97	●	
XV 750 Virago	94-	●	
XV 920 J	82-	●	
XV 1000 SE	83-	●	
XV 1000 TR1	81-	●	
XV 1000 Virago	86-	●	
XV 1100	94- 97	●	
XV 1100 Virago	86- 93	●	
XV 1100 Virago	94- 98	●	

SBS 2066 ø160x30			
YAMAHA			
XS 250 C	81	●	
XS 250 D, E	79- 80	●	
XS 250 SE, SF	80- 81	●	
YP 250 Majesty	96-	●	
YFM 350 Big Bear Special Edition	99	●	
YFM 350 FWB L, LC Big Bear	99	●	
YFM 350 FWH, FWJ, FWK Big Bear	96- 98	●	
YFM 350 UH, UJ, UK	96- 98	●	
XS 400	85-	●	
XS 400 2E, 2F, 2G, H	78- 81	●	
XS 400 DOHC	82-	●	
XS 400 RJ, RK, J, K	82- 83	●	
XS 400 SE Left/Rear	80- 81	●	
XS 400 SG, SH, SF	80-	●	
YFM 400 FAR Kodiak Automatic	03	●	
YFM 400 FWE-FWL Kodiak	93- 99	●	
XJ 500 (Austria)	81- 83	●	
XJ 550 RH, RJ, RK Seca	81- 83	●	
YFM 600 FWAK-FWAN 4x4 Grizzly	98- 01	●	

SBS 2068 ø140x30			
HONDA			
CB 175 K3-K7	74- 76	●	
CB 200 B, T	74- 79	●	
CB 250 RS	80- 84	●	
CB 250 RS	85-	●	
CL 250 SC	81	●	
VT 250 F	83- 87	●	
VT 250 F	88- 90	●	
VTR 250	88- 89	●	
VTR 250	90	●	
VTZ 250	88-	●	
XL 500 SB	81	●	

SBS 2069 ø130x30			
DAELIM			
50 Delfino	99-	●	
50 Tapo	99-	●	
50 Vivo	99-	●	
100 Delfino	99-	●	
125 Rocket	99-	●	
NS 125 II	00-	●	
VT 125 Evolution	00-	●	

HONDA			
ATC 70 all models	78- 85	●	
CB 125 RS	83-	●	
CB 125 T	85-	●	
CB 125 T, Superdream	82-	●	
CB 125 T, T1, T2, TZ	77-	●	
CB 125 TDC	83- 89	●	
CB 125 TT	90	●	
CD 125	82-	●	
CM 125	82- 85	●	
CD 185 T	78-	●	
CM 185 T	78- 79	●	
CD 200 T	79	●	
CM 200 TA, TB	80- 82	●	
CB 250 Nighthawk	91- 02	●	



SBS 2069 ø130x30			
HONDA			
CD	250 UJ	88- 92	●
CM	250 C	82- 83	●
CMX	250 C Rebel	96	●
CMX	250 C Rebel	97-	●
CMX	250 Rebel	85-	●

SBS 2070 ø160x25			
HONDA			
XL	250	78- 79	●
XL	350	76- 78	●

SBS 2071 ø180x30			
HONDA			
CB	250 K3-K5	73- 75	●
CB	350 K4	74	●
CM	400 E	80- 81	●

SBS 2072 ø180x30			
HONDA			
CB	450 K5, K6, K7	72- 77	●
TRX	450 Foreman ES, Foreman S	98-	●
CB	500 F	72- 75	●
CB	500 T	75- 78	●
TRX	500 Foreman, Rubicon	00-	●
CB	550 F	75- 79	●
CB	550 K	74- 78	●

SBS 2074 ø80x18			
HONDA			
QA	K1-K3	87-	● ●
PA	50	78- 81	● ●
PA	50 Camino	80-	● ●
PF	50 M Nocio	75-	● ●
PX	50	82- 83	● ●
PX	50	84-	● ●

KTM			
SX	50 Adventure	98-	● ●
SX	50 Pro Junior LC	02-	● ●
SX	50 Pro Senior LC	02- 03	● ●
SX	50 Senior Adventure	04-	● ●

MOTOBECAE			
	50 all models	88- 89	●

PEUGEOT			
	50 103		● ●
	50 104		● ●
	50 105		● ●

PUCH			
	50 Cobra 6 GT, GTL	80-	●
	50 Maxi 30 all models (excl. Spain)		● ●
	50 Maxi 40 all models		● ●
	50 Monza 4 GP, all models		● ●
	50 Monza 4 SL		● ●
	50 Monza 4 SL, GSL	80-	●

SBS 2075 ø160x25			
HONDA			
CR	250 RZ, RA	79- 80	●
XL	500 SB	81	●

SBS 2077 ø130x25			
HONDA			
XLR	400		●
XL	500 RC	82	●

SBS 2080 ø110x25			
HONDA			
SH	50 City Express	84- 96	●



SBS 2080 ø110x25			
HONDA			
SH	50 Scoopy	88-	●
SH	75 Scoopy	88- 95	●
SH	80 Scoopy	88-	●

SBS 2082 ø130x25			
HONDA			
CH	250 Elite	85- 86	●
CH	250 Spacy	85- 86	●
CN	250 Helix (Fusion)	92	●
CN	250 Helix (Fusion)	93-	●

SBS 2083 ø130x26			
HONDA			
TRX	200	90- 91	●
TRX	200 D Type II	91- 97	●
TRX	200 SX	86- 88	●
TRX	250 Recon	97-	●

SBS 2085 ø160x21			
HONDA			
TRX	300 4WD	88- 00	●
TRX	350 Rancher /ES 2x4, 4x4	00-	●
TRX	400 AT	04-	●
TRX	400 FW Fourtrax Foreman	95- 02	●
TRX	450 Foreman ES, Foreman S	98-	●
TRX	500 Foreman, Rubicon	00-	●
TRX	650 FA Rincon	03- 05	●
TRX	650 FGA Rincon	04- 05	●

SBS 2086 ø130x26			
HONDA			
TRX	300	88- 00	●

SBS 2087 ø100x28			
KAWASAKI			
KX	80 A,B,C,D	79- 82	● ●


SBS 2088 ø180x30			
KAWASAKI			
KH	250	76- 78	●
KH	250 A1, A2, B4, B5	79- 80	●
S2A	350	73-	●
KH	400	76- 78	●
KZ	400 D, D3, D4	74- 77	●

SBS 2091 ø200x35			
KAWASAKI			
KZ	750 H	72- 75	●
Z	750 H	72- 75	●
KZ	900 A	76- 77	●
KZ	900 A4, A5	76- 77	●
Z	900 A	76- 77	●
Z1	900 Z1 A, Z1 B	73- 75	●

SBS 2092 ø95x20			
KAWASAKI			
KX	80 E1	83	●

SBS 2093 ø90x20			
KAWASAKI			
KX	60 A, B1-B13	83-	● ●
KX	80 E, G, H, J	84- 87	● ●
KX	80 E1	83	● ●
KLX	110	02-	●

SUZUKI			
RM	60	03-	● ●
DR-Z	110	02-	●



SBS 2094 ø100x25				
SUZUKI				
FZ	50 D, N, T, X, Z	79- 83	●	●
S	50 K	93-	●	●
TS	50 XKE, XKG, XKH, XKJ, XA	84- 02	●	●
TSW	50	91	●	●
CS	80 CD	83-	●	●
TS	80 X	84-	●	●

SBS 2097 ø180x28				
SUZUKI				
GT	250	73- 78	●	●
GT	380 A, B, K, L, M	73- 77	●	●
GT	380 B (Asco)	77	●	●
GS	400	77- 78	●	●
GS	400	78-	●	●
GSX	400	81- 83	●	●
GSX	400 E, S	85-	●	●
GSX	400 S, Katana	83-	●	●

SBS 2098 ø180x40				
SUZUKI				
RE	5M, A	75-	●	●
LT	250 EFF, EFG	85- 86	●	●
LT-F	250 4WD V, W Quadrunner	97- 98	●	●
LT	300 EH-EK	87- 89	●	●
GT	500 A, B	75- 77	●	●
GT	500 K, L, M	73- 75	●	●
GT	550 A, K, L, M	73- 77	●	●
GT	750 A, K, L, M	73- 77	●	●

SBS 2099 ø180x32				
SUZUKI				
GS	550 B	- 77	●	●
GT	550 A, B	78-	●	●

SBS 2101 ø80x20				
SUZUKI				
CL	50 D, Suzi, Love	83-	●	●
FA	50	80- 91	●	●
FS	50 T, X, Snip	80- 81	●	●
LT-A	50 Quadmaster	01-	●	●
LT	80 H-K6	87- 06	●	●

SBS 2102 ø120x22				
SUZUKI				
RM	125 E	84	●	●
RM	125 F,G	85- 86	●	●
RM	125 H	87	●	●
RM	125 X, Z, D	81- 83	●	●
RM	250 D	83	●	●
RM	250 X,Z	81- 82	●	●

SBS 2103 ø120x28				
SUZUKI				
	50 Wolf	89-	●	●
RG	50 GAG	87-	●	●
RG	50 Gamma	90-	●	●
S	50 K	93-	●	●
TS	50 XKE, XKG, XKH, XKJ, XA	84- 02	●	●
TSW	50	91	●	●
TV	50 Wolf	89-	●	●
TS	80 X	84-	●	●
RM	100 N, T, X	79- 81	●	●
RM	125 N, T	79- 80	●	●
TS	125 X	85- 89	●	●
TS	240 X	85-	●	●

SBS 2104 ø130x22				
SUZUKI				
LT	80 H-K6	87- 06	●	●
PE	175 Z	82-	●	●
RM	250 E	84	●	●



SBS 2104 ø130x22				
SUZUKI				
RM	250 F	85	●	●
RM	250 G	86	●	●
RM	250 T	80	●	●
RM	400 T	80	●	●

SBS 2107 ø150x22				
SUZUKI				
ALT	125 D	83	●	●
LT	125 D	83	●	●
RM	250 X,Z	81- 82	●	●
RM	465 X, Z	81- 82	●	●

SBS 2108 ø130x22				
SUZUKI				
RM	125 E	84	●	●
RM	250 D	83	●	●
RM	250 E	84	●	●
RM	500 D, E	83- 84	●	●

SBS 2110 ø165x28				
SUZUKI				
LT	250 4WD H-W	87- 98	●	●
LT-F	250 J-K1	88- 01	●	●

SBS 2111 ø160x30				
SUZUKI				
DR	750 S, Big	88	●	●


SBS 2112 ø80x17				
MBK				
	50 Champ		●	●

YAMAHA				
CA	50 Riva Salient	83- 86	●	●
CG	50 A, B Riva Jog	90- 91	●	●
JOG	50 E	88- 90	●	●
MA	50 M, QT 50	80-	●	●
MJ	50 J,M Towny	82	●	●
MJ	50 M Towny	81- 93	●	●
MS	50	85- 86	●	●
PW	50 A-G	90- 95	●	●
PW	50 H, J, K, N, S, T	80- 87	●	●
PW	50 H1	96-	●	●
QA	50 Pocke	83-	●	●
QB	50 Vogel	83-	●	●
QT	50 Yamahopper	79- 87	●	●
SA	50 M, ME Passola	80- 84	●	●
SH	50 E, F Razz	93- 95	●	●
SH	50 Mint	93-	●	●
SH	50 T,EMT,U,MU,W,MW,A,MA,B,D,MD	87- 93	●	●

SBS 2113 ø180x30				
YAMAHA				
RD	200 A, B	74- 75	●	●
YDS-7	200	73- 75	●	●
XS	250 C	81	●	●
XS	400 2E, 2F, 2G, H	78- 81	●	●

SBS 2114 ø160x30				
YAMAHA				
YFM	350 FWT, FWU Big Bear	87- 88	●	●

SBS 2115 ø130x28				
YAMAHA				
BL	125 Beluga	88- 92	●	●
BL	125 Beluga	93-	●	●
XC	125 Beluga, Riva	87- 92	●	●
XC	125 E, F Riva	93-	●	●
XC	180 Cygnus, Riva	83- 85	●	●
XC	200 Riva	87-	●	●



SBS 2116 ø162x25			
HUSQVARNA			
	all models	72- 79	● ●
	all models	87- 88	● ●
	all models TE,TC,WR,CR,AE	89	● ●
CR	125	83- 84	● ●
CR/RL	125	81- 82	● ●
WR	125	80	● ●
XC	125	85	● ●
CR	250	81- 82	● ●
CR	250	83- 84	● ●
WR/OR	250	80	● ●
WR/OR	390	80	● ●
WRX	400	85	● ●
	430 Enduro	85-	● ●
CR	430	82	● ●
WR	430	87-	● ●
CR	500	83- 84	● ●
CX/CR	500	84- 85	● ●

SBS 2117 ø160x30			
HUSQVARNA			
	all rear drum models	86-	● ●
CR	125	85- 90	● ●
CR/RL	125	81- 82	● ●
WR	125	80	● ●
WR	125	85- 90	● ●
WR/XC	125	82	● ●
WR/XC	125	83- 84	● ●
CR	250	81- 82	● ●
CR	250	85- 87	● ●
WR/OR	250	80	● ●
WR/XC	250	81	● ●
WR/XC	250	82	● ●
WR/XC	250	83- 84	● ●
WR/OR	390	80	● ●
WR/XC	390	82	● ●
	400 Enduro	85-	● ●
WR	400	87-	● ●
	430 Auto	87-	● ●
CR	430	82	● ●
CR	430	87-	● ●
CR/WR/CS	430	81	● ●
XC	430	87-	● ●
CR	500	86-	● ●
TC	500	86-	● ●
WR/XC/AE	500	83- 84	● ●
XC	500	87-	● ●
	504	83-	● ●
	510	87- 89	● ●
TE	510	86- 87	● ●

SBS 2118 ø160x25			
HUSQVARNA			
CR	125	83- 84	● ●
WR/XC	125	83- 84	● ●
CR	250	83- 84	● ●
WR/XC	250	83- 84	● ●
WRX	400	85	● ●
CR	500	83- 84	● ●
WR/XC/AE	500	83- 84	● ●

KTM			
	250 Cross	83	● ●
	500 Cross	- 82	● ●

SBS 2120 ø130x30			
KTM			
	40 Comet		● ●
	125	- 83	● ●
GS	125	83	● ●
LL	125	83	● ●
	175	72- 78	● ●



SBS 2120 ø130x30			
KTM			
	175	79-	● ●
	250 Cross	- 81	● ●


SBS 2121 ø181x25			
KTM			
	175	79-	● ●
	250 Cross	82	● ●
	250 Cross	83	● ●
	350 GS	83-	● ●
	390 GS	83-	● ●
MC	495 Leleu	82- 83	● ●
MX	495 Leleu	82- 83	● ●
	500 Cross	- 82	● ●
GS	500 500 K4 Enduro	83-	● ●

SBS 2122 ø130x22			
ATK			
ATK	560	84- 85	● ●

KTM			
	Baja	86-	● ●
	Country,Baja	85	● ●
MX	80	86-	● ●
GS	125	83	● ●
GS	125	84- 85	● ●
LL	125	83	● ●
MX	125	84	● ●
MX	125	85	● ●
XC	125	85	● ●
	250 Baja	86-	● ●
GS	250	83- 85	● ●
MX	250	84	● ●
MX	250	85	● ●
GS	300	85	● ●
MX	300	85-	● ●
XC	300	85	● ●
XC	300 (Drum vers.)	85	● ●
	350 Country Cross	85-	● ●
	350 GS (Drum vers.)	83-	● ●
	390 GS (Drum vers.)	83-	● ●
GS	420	84-	● ●
MX	495	84-	● ●
LC	500	85	● ●
MX	500	83- 84	● ●
MX	500	85	● ●
GS	600	84	● ●
GS	600	85	● ●

SBS 2139 ø200x30			
BMW			
R45	450	78- 80	● ●
R60	600 Series	74- 80	● ●
R60/7	600	76- 77	● ●
R65	650	78- 80	● ●
R70	700 Series	74- 80	● ●
R75/6	750	74- 76	● ●
R75/7	750	76- 77	● ●
R80	800	- 81	● ●
R80/7	800	77- 78	● ●
R90	900 S	73- 76	● ●
R90	900 Series	74- 80	● ●
R90/6	900	73- 76	● ●
R100	1000	- 81	● ●
R100	1000 S	76- 77	● ●
R100/7	1000	78- 80	● ●

SBS 2140 ø200x25			
BMW			
R45	450	80-	● ●
R65	650	80-	● ●
R65	650	86-	● ●



SBS 2140 ø200x25			
BMW			
R65	650 GS	87-	●
K75	750 C	85-	●
R75	750	86-	●
	800 Touring	87-	●
R80	800	85	●
R80	800	86-	●
R80	800 G/S P.-D.	86	●
R80	800 GS	81-	●
R80	800 GS	91-	●
R80	800 GS Mystic	91-	●
R80	800 RT	83	●
R80	800 RT	85	●
R100	1000 all models	81-	●
R100	1000 GS	87-	●
R100	1000 GS Mystic	91-	●

SBS 2141 ø220x25			
BMW			
R65	650 LS	82-	●

SBS 2143 ø200x27			
BMW			
R80	800 R	93-	●
R100	1000 R	92-	●
R100	1000 RT	91- 95	●

SBS 2146 ø150x24			
PIAGGIO VESPA			
	50 HP	92-	● ●
	50 V FL2	90-	● ●
PK	50	83-	● ●
PK	50 Special	83-	● ●
PK	50 XL	86-	● ●
PK	50 XL 2	86-	● ●
PK	125	83-	● ●
PK	125 Automatica	84-	● ●
PK	125 Special	83-	● ●
PK	125 XL	86-	● ●
PX	125	78-	● ●
PX	125 Arcobalenco	83-	● ●
	150 Sprint Veloce	75-	● ●
PX	150	78-	● ●
PX	150 Arcobalenco	83-	● ●
GS	160	75-	● ●
SS	180	75-	● ●
	200 Rally	75-	● ●
PE	200	83-	● ●
PX	200 Arcobalenco	83-	● ●
PX	200 E	78-	● ●

SBS 2171 ø160x30			
MZ			
TS	125		● ●
TS	150		● ●
ETZ	250		● ●
ETZ	250	82-	● ●
TS	250		● ●

SBS 2172 ø150x30			
MZ			
ETZ	125		● ●
ETZ	125	82-	● ●
TS	125		● ●
ETZ	150		● ●
ETZ	150	82-	● ●
TS	150		● ●

SBS 2177 ø170x27			
YAMAHA			
YFU1TW	250 Pro Hauler	89	●
YFU1W	250 Pro Hauler	89-	●

SBS 2177 ø170x27			
YAMAHA			
YFP	350 U Terrapro	88	●

SBS 2178 ø160x25			
YAMAHA			
YFM	350 Big Bear Special Edition	99	●
YFM	350 FWH, FWJ, FWK Big Bear	96- 98	●
YFM	350 FWW, FWA-G Big Bear	89- 95	●
YFM	350 UH, UJ, UK	96- 98	●
YFM	400 FWE-FWL Kodiak	93- 99	●

SBS 2181 ø120x25			
ATALA			
	50 Hacker	95-	●

CAGIVA			
	50 Mantis	99-	●

DERBI			
	50 Atlantis	99-	●
	50 Easy	96-	●
	50 Hunter	97-	●
	50 Manhattan	99-	●
	50 Vamos FL	95-	●
	50 Vamos L	95-	●
ST	50 Paddock	96-	●

HUSQVARNA			
WRS	50	98-	●


PGO			
	150 T-Rex	01-	●

SUZUKI			
	50 Lido Scooter	89-	● ●
AH	50 Adress	92- 95	● ●
AJ	50 Sepia	92-	● ●
AY	50 , Katana	96-	● ●
AY	50 , Katana	96-	● ●
CP	50 CHF	85-	● ●
UF	50 Estilete	00-	● ●
UX	50 W Zillion	99-	● ●
ZZ	50 Scooter	92-	● ●
LIDO	75 Style		● ●
AH	80 Adress, V, Tune	88-	● ●
AH	80 Scooter	92-	● ●
CP	80	85- 93	● ●
AH	100 V Adress	91- 94	● ●
	125 Vecstar	94-	● ●
AN	125 R	94-	● ●
LIDO	125 Vario Scooter	90-	● ●
AN	150	98-	● ●
LT	160 EK, EL, EM, EN	89- 92	● ●
LT-F	160 M-Y	91-	● ●
	250 Vecstar	94-	● ●

VELOCIFERO			
	50 Velocifero	94-	●

SBS 2182 ø95x20			
SUZUKI			
RM	80 G,H,J,K	86- 89	●
RM	80 Z,D,E,F	82- 85	●

YAMAHA			
JOG-Z	50	88- 89	●
YZ	50 G, H, J, K	80- 83	● ●
	60	85-	● ●
BW	80	86- 90	● ●
CJ	80	86-	● ●
PW	80 B,D,E,F,G	91- 95	● ●
PW	80 H	96-	● ●



SBS 2182 ø95x20			
YAMAHA			
PW	80 K,N,S	83- 85	●
TY	80	77- 82	●
TY	80	83-	●
YZ	80 A,B,C,D,E,F	74- 79	●
YZ	80 A,B,D	90- 92	●
YZ	80 G, H, J, K, L, M, N	80- 85	● ●
YZ	80 S,T,U,W,	86- 89	● ●
TT-R	90	00-	●
TT-R	110	08-	●

SBS 2183 ø130x28			
KAWASAKI			
KLF	110 A1, A2, B1, B2, Mojave	87- 88	●
KLT	110 A1, A2, A3	84- 86	●
AR	125 A1, A1A, A7, LC	82- 94	●
BN	125 Eliminator A1-A2	98- 99	●
BN	125 Eliminator A3	00-	●
KE	125 A4-A12	76- 85	●
KX	125 A3-A7	74- 81	●
KX	125 B1	82	●
KLT	160 A1	85	●
KDX	175	80- 82	●
KE	175 B1, B2, B3	76- 78	●
KLT	185 A1, A2	86- 87	●
KDX	250 B3, B4	83- 84	●
KLX	250 A1,A2	79- 80	●
KT	250 all models	75- 80	●
KX	250 B1	82	●
KX	250 C1,C2,D1	83- 85	●
Z	250 C1, C2, G1, G2	81- 83	●
Z	250 Eliminator	88	●
KX	500 A1,2,B1	83- 85	●
KL	600 A1,B1,B2	84- 86	●
KLR	600	84- 86	●
KLR	600 E	85- 94	●

SUZUKI			
TU	125 XT	99-	●
NZ	250 S	86-	●

SBS 2184 ø170x26			
PIAGGIO VESPA			
	125 Cosa	89-	●
	125 Cosa 2	92-	●
	150 Cosa	89-	●
	200 Cosa	89-	●
	200 Cosa 2	92-	●

SBS 2185 ø170x26			
PIAGGIO VESPA			
	125 Cosa	89-	●
	125 Cosa 2	92-	●
	150 Cosa	89-	●
	200 Cosa	89-	●
	200 Cosa 2	92-	●

SBS 2186 ø110x25			
PIAGGIO VESPA			
	50 Sfera	91-	●
	80 Sfera	94-	●

SBS 2187 ø100x20			
GILERA			
	50 Easy Moving	96-	●
	50 Storm	94-	●
	50 Typhoon	93- 95	●
NRG	50	94-	●
	80 Typhoon	95-	●

PIAGGIO VESPA			
	50 Quartz	92-	●



SBS 2187 ø100x20			
PIAGGIO VESPA			
	50 Sfera	91-	●
	50 Storm	94- 95	●
	50 Storm	96-	●
	50 Typhoon	94- 95	●
	50 Zip	92- 93	●
	50 Zip & Zip	94-	●
NRG.1	50	94- 95	●
TPH	50	93- 95	●
	80 Sfera	94-	●

PUCH			
	50 Storm (Austria)		●
	50 Typhoon (Austria)	- 95	●

SBS 2188 ø110x23			
PGO			
	50 Big Max	94- 02	●
	50 Big Max Sport	96-	●
	50 Comet	91-	●
	50 Comet	93-	●
	50 Galaxy	91-	●
PS	50	93	●
	90 Galaxy	92-	●
	100 Big Max	96-	●

SUZUKI			
TR	50 Street Magic	97-	●
UG	110 Hokuto	00-	●

SYM			
	125 Husky	96- 98	●
	125 Super Duke	95- 01	●
	150 Husky	99-	●

TGB			
	50 202T	99-	●

SBS 2189 ø130x25			
HONDA			
CN	250 Scooter	88- 92	●
CN	250 Spazio	88- 92	●

VELOCIFERO			
	50 Velocifero	94-	●

SBS 2190 ø200x25			
YAMAHA			
SR	500	92-	●


SBS 2192 ø150x25			
YAMAHA			
SR	250	90-	●

SBS 2193 ø90x20			
HONDA			
PXR	50 all models	85-	●

SBS 2194 ø95x20			
HONDA			
PXR	50 all models	85-	●

MBK			
	50 Evasion straight wheels		● ●
	50 Hardrock straight wheels		● ●
	50 Magnum straight wheels		● ●
	50 Passion straight wheels		● ●

SBS 2195 ø110x25			
GILERA			
	50 Eaglet	96	●
	50 Runner	97- 05	●



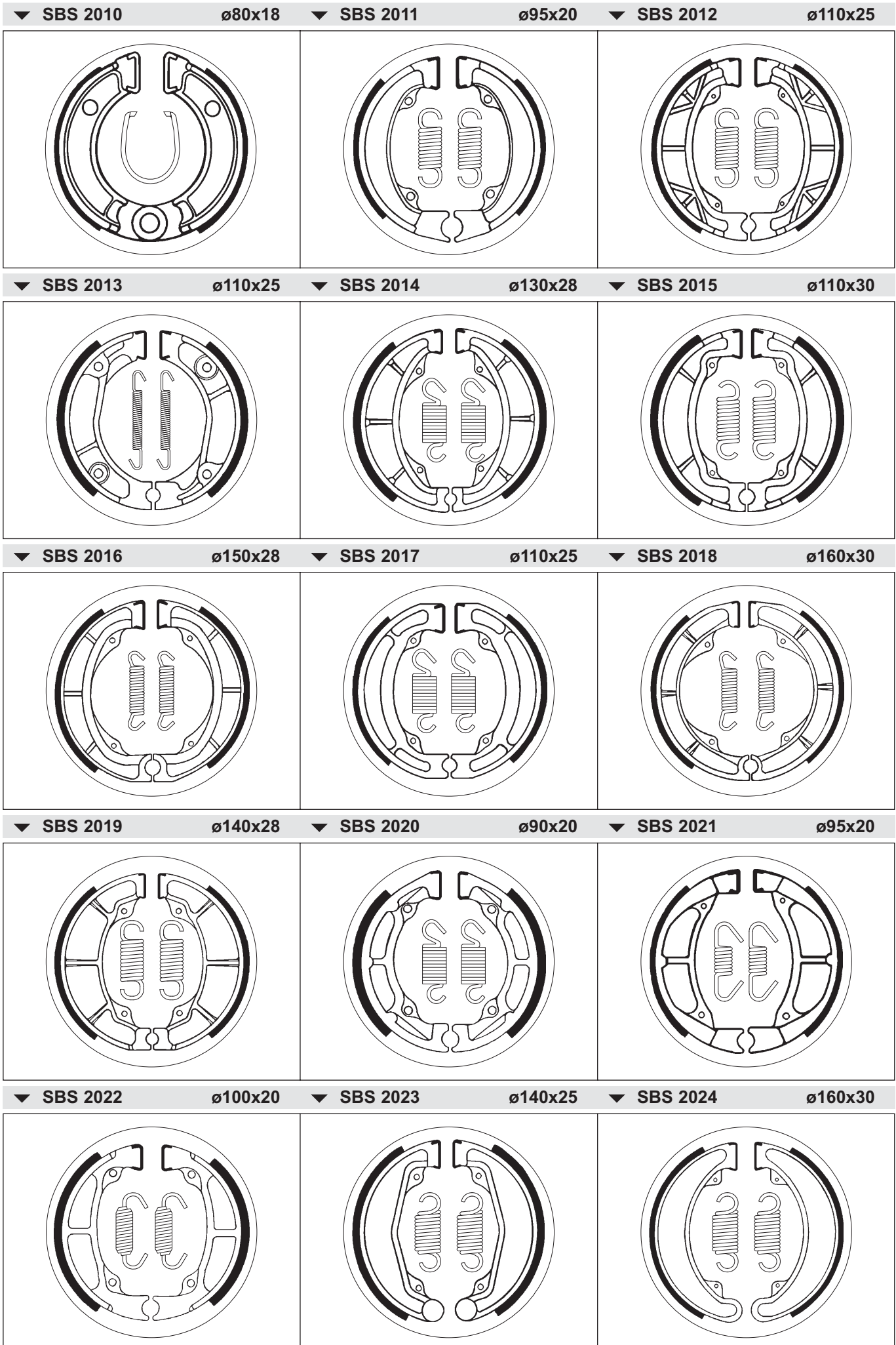
SBS 2195 ø110x25			
GILERA			
	125 Typhoon	96-	●
PIAGGIO VESPA			
	25 Zip II Cat DT	01-	●
	50 Zip Disco	96-	●
	50 Zip Fast Rider	96-	●
	50 Zip II	01-	●
	50 Zip II Cat DT	01-	●
ET2	50	97- 01	●
ET2	50	02-	●
	125 Hexagon	94- 95	●
	125 Sfera	95-	●
	125 Skipper	93- 95	●
	125 Zip II 4T	00-	●
ET4	125	96- 99	●
ET4	125	00-	●
TPH	125	96-	●
	150 Hexagon	94-	●
SBS 2196 ø105x20			
PIAGGIO VESPA			
	50 Free (Disc Brake version)	97-	●
	50 Zip	92- 93	●
SBS 2197 ø180x35			
KAWASAKI			
KLF	300 C1-C17 Bayou Left/Rear	89- 05	●
KLF	400 B1-B7 Bayou Left	93- 99	●
KVF	400 A1, A2, B1 Prairie	97- 98	●
SBS 2198 ø160x30			
HONDA			
FES	125 Pantheon	98- 02	●
FES	150 Pantheon	99- 02	●
FES	250 Foresight	98- 99	●
SBS 2199 ø130x28			
MBK			
YP	125 Skyliner	99- 00	●
YAMAHA			
XN	125 Teos	01-	●
XVS	125 Drag Star	00-	●
YP	125 R Majesty	99- 00	●
	150 Teos	02-	●
YP	180 R Majesty	03	●
XVS	250 Drag Star	01-	●
SBS 2200 ø100x20			
GILERA			
	50 Typhoon	96- 00	●
	50 Typhoon	01-	●
PIAGGIO VESPA			
	50 Zip Fast Rider	93- 95	●
NRG	50	96- 00	●
NRG	50 mc2	97- 99	●
NTT	50	96-	●
RST	50 Sfera	95-	●
TPH	50	96-	●
PUCH			
	50 Typhoon (Austria)	96-	●
SBS 2201 ø120x25			
APRILIA			
	50 Habana/Custom	99-	●
	50 Mojito, Mojito Custom	02-	●

SBS 2202 ø130x28			
SUZUKI			
UC	125 Epicuro	99-	●
UC	150 Epicuro	99-	●
SBS 2203 ø130x25			
KYMCO			
	50 Agility (4T) R16	06-	●
	50 People	99- 01	●
	50 People	02-	●
	125 Movie	99-	●
	125 People	01-	●
	150 People	01-	●
SBS 2205 ø140x25			
APRILIA			
	125 Habana/Custom	00-	●
	125 Mojito, Mojito Custom	02-	●
SR	125	99-	●
SR	150	00-	●
DERBI			
	125 Boulevard	03-	●
	150 Boulevard	03-	●
GILERA			
FX	125 Runner	97- 99	●
FX	150 Runner	97-	●
FX	200 Runner	97- 98	●
PIAGGIO VESPA			
	50 Fly	05-	●
	50 Liberty	97-	●
	50 Liberty 4T	00-	●
	100 Fly	07-	●
	100 Zip	07-	●
	125 Fly	05-	●
LE	125 Liberty	99- 01	●
LE	125 Liberty	02-	●
LX	125 Hexagon	99-	●
LX	125 Skipper, ST	99-	●
	150 Fly	06-	●
	150 Liberty	99-	●
LXT	180 Hexagon	99-	●
SBS 2206 ø105x25			
DERBI			
	50 Aventura	96-	●
	50 Vamos R (A.J.P. cal.)	95-	●
	50 Vamos R (Brembo cal.)	95-	●
	50 Variant Sport-R	01-	●
SBS 2207 ø160x30			
HONDA			
TRX	350 Rancher /ES 2x4, 4x4	00-	●
TRX	400 AT	04-	●
TRX	400 FW Fourtrax Foreman	95- 02	●

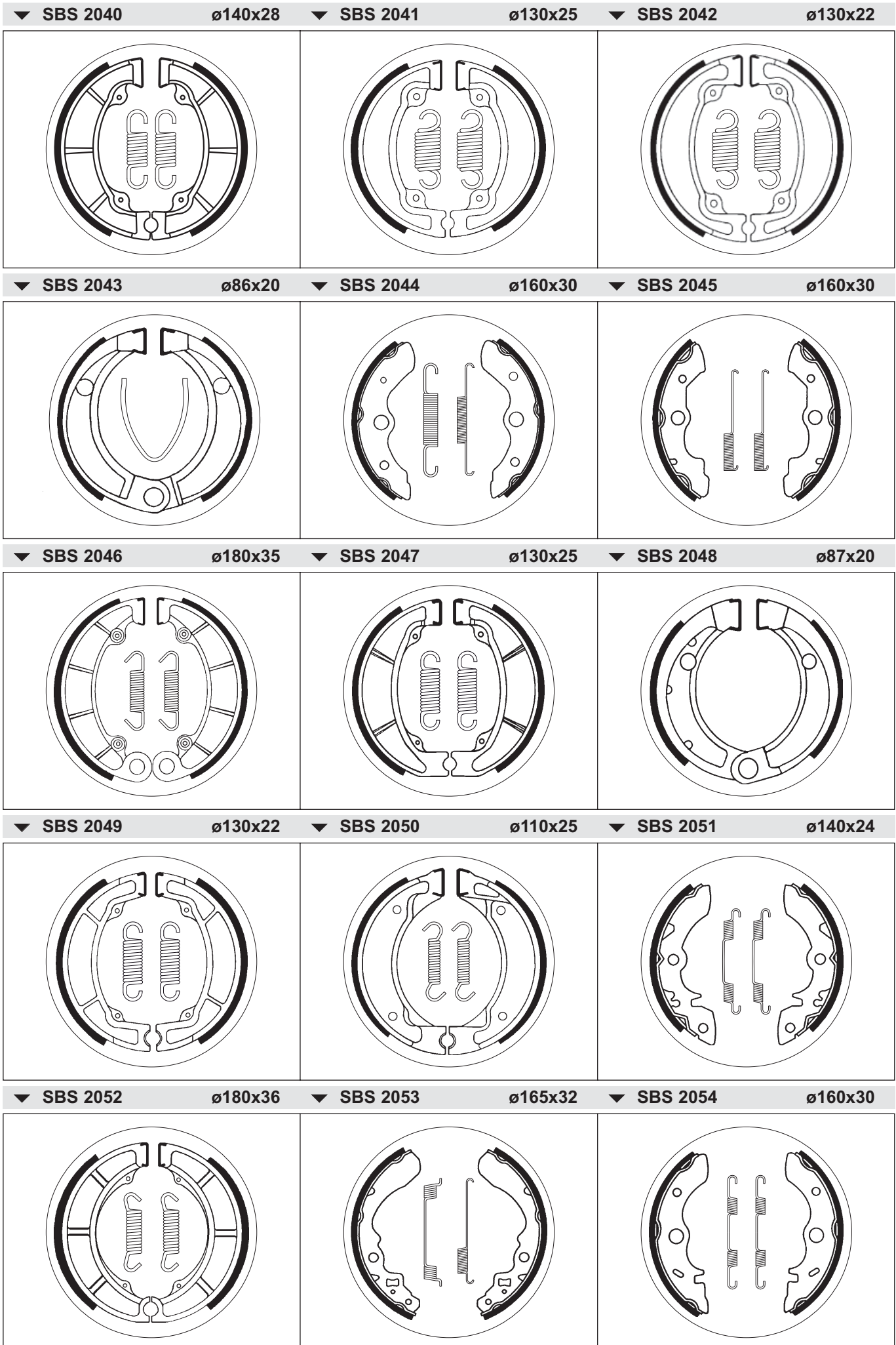
DRAWINGS

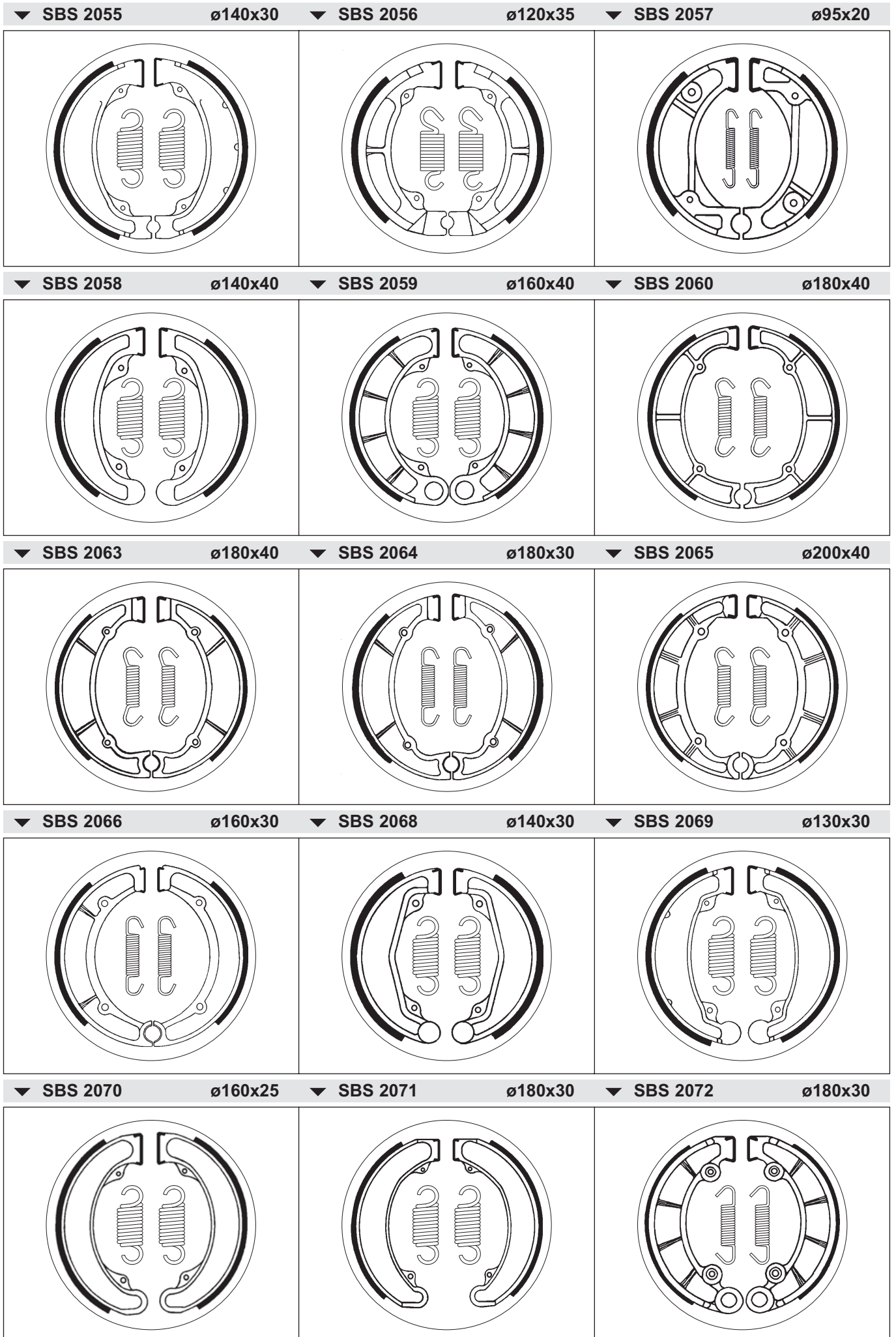
BRAKE SHOES

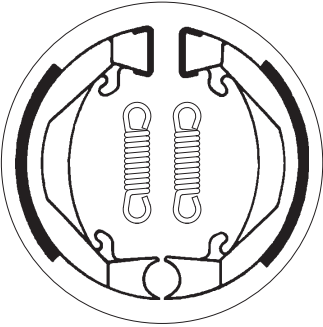

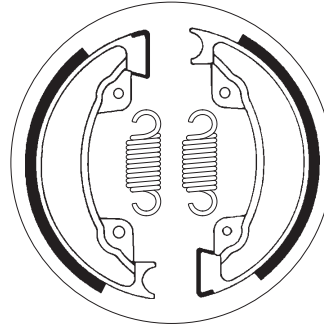
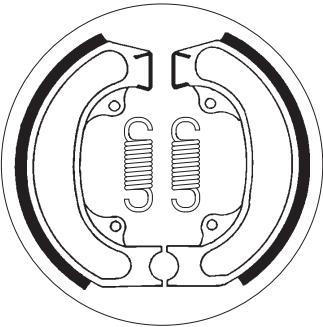
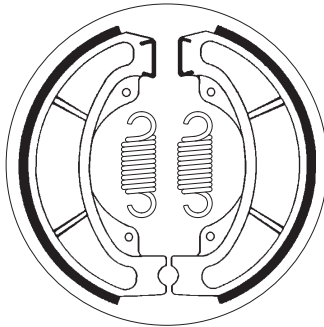
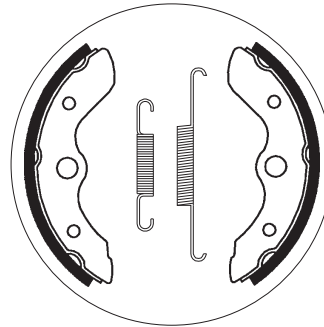
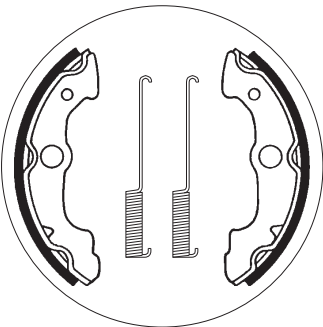


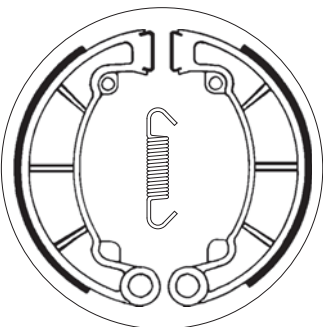
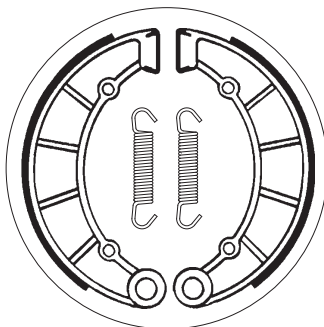

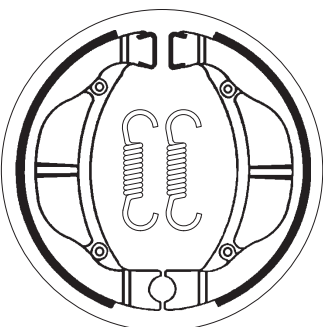
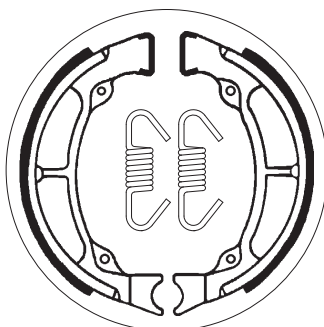
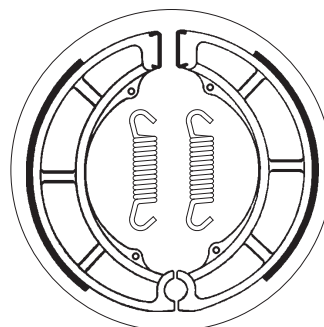




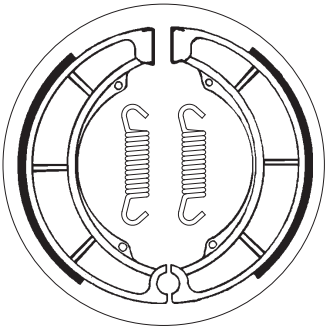
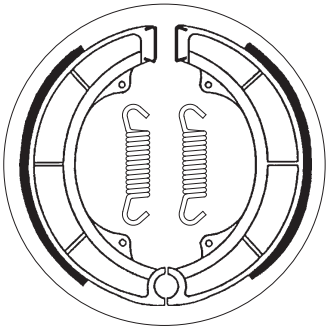
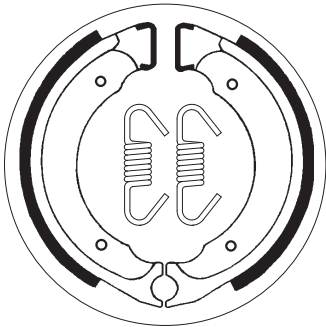


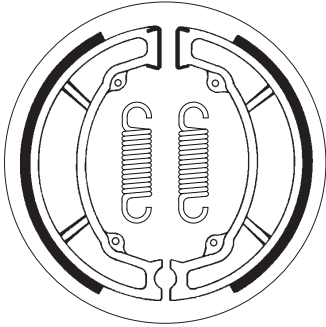

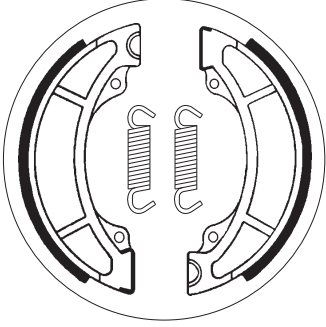
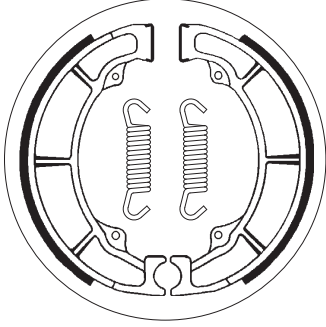

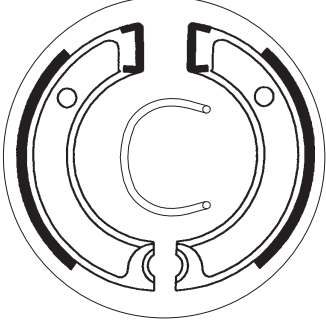
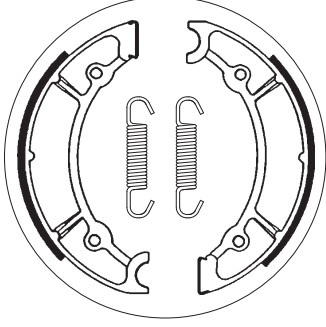
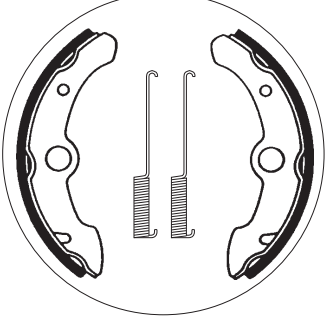

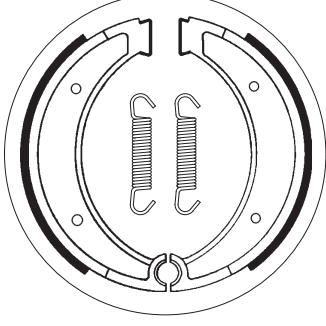
▼ SBS 2025	ø110x30	▼ SBS 2026	ø130x30	▼ SBS 2027	ø180x40
▼ SBS 2028	ø110x25	▼ SBS 2029	ø110x30	▼ SBS 2030	ø130x25
▼ SBS 2031	ø140x25	▼ SBS 2032	ø110x25	▼ SBS 2033	ø130x22
▼ SBS 2034	ø130x28	▼ SBS 2035	ø160x25	▼ SBS 2036	ø130x22
▼ SBS 2037	ø150x25	▼ SBS 2038	ø160x30	▼ SBS 2039	ø120x28

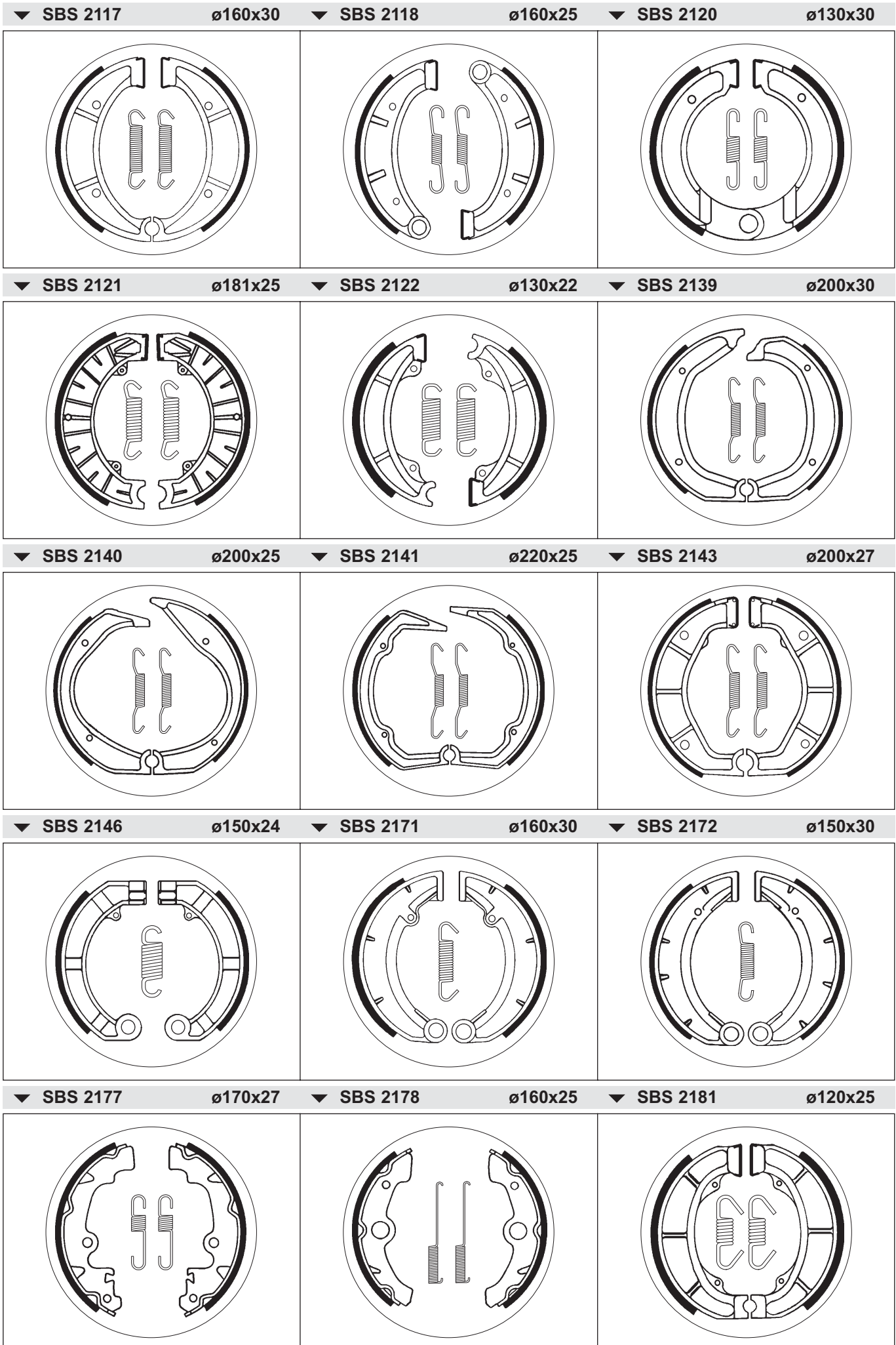


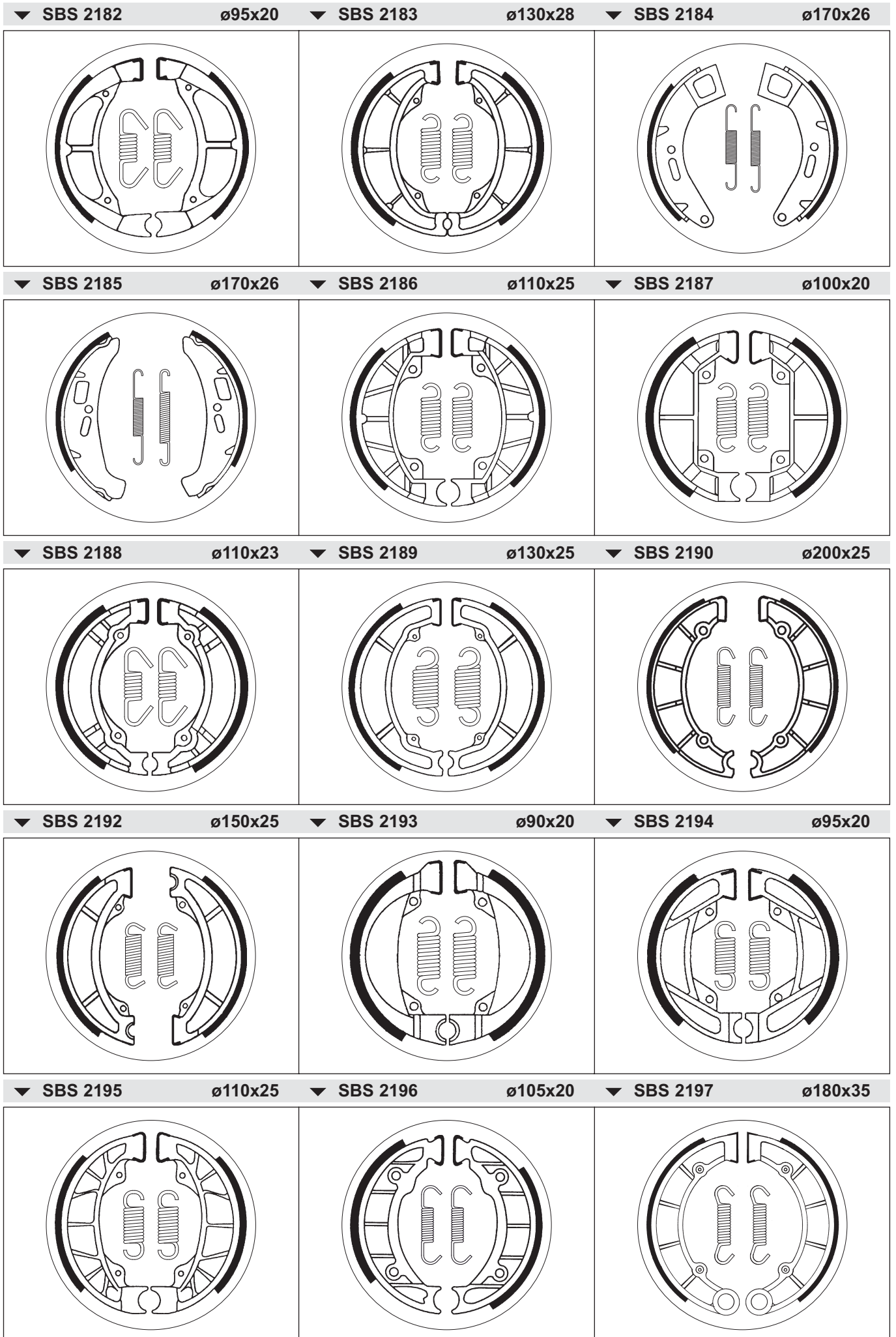


▼ SBS 2074	ø80x18	▼ SBS 2075	ø160x25	▼ SBS 2077	ø130x25
					
▼ SBS 2080	ø110x25	▼ SBS 2082	ø130x25	▼ SBS 2083	ø130x26
					
▼ SBS 2085	ø160x21	▼ SBS 2086	ø130x26	▼ SBS 2087	ø100x28
					
▼ SBS 2088	ø180x30	▼ SBS 2091	ø200x35	▼ SBS 2092	ø95x20
					
▼ SBS 2093	ø90x20	▼ SBS 2094	ø100x25	▼ SBS 2097	ø180x28
					

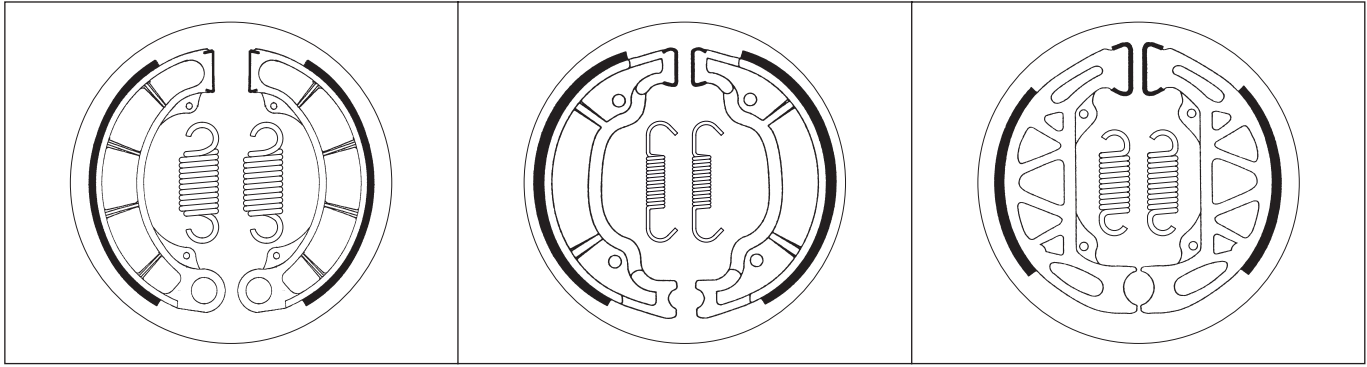
Dimensions in mm / Dimensions en mm
 1" = 25.4 mm , 1 mm = 0.04"

▼ SBS 2098	ø180x40	▼ SBS 2099	ø180x32	▼ SBS 2101	ø80x20
					
▼ SBS 2102	ø120x22	▼ SBS 2103	ø120x28	▼ SBS 2104	ø130x22
					
▼ SBS 2107	ø150x22	▼ SBS 2108	ø130x22	▼ SBS 2110	ø165x28
					
▼ SBS 2111	ø160x30	▼ SBS 2112	ø80x17	▼ SBS 2113	ø180x30
					
▼ SBS 2114	ø160x30	▼ SBS 2115	ø130x28	▼ SBS 2116	ø162x25
					

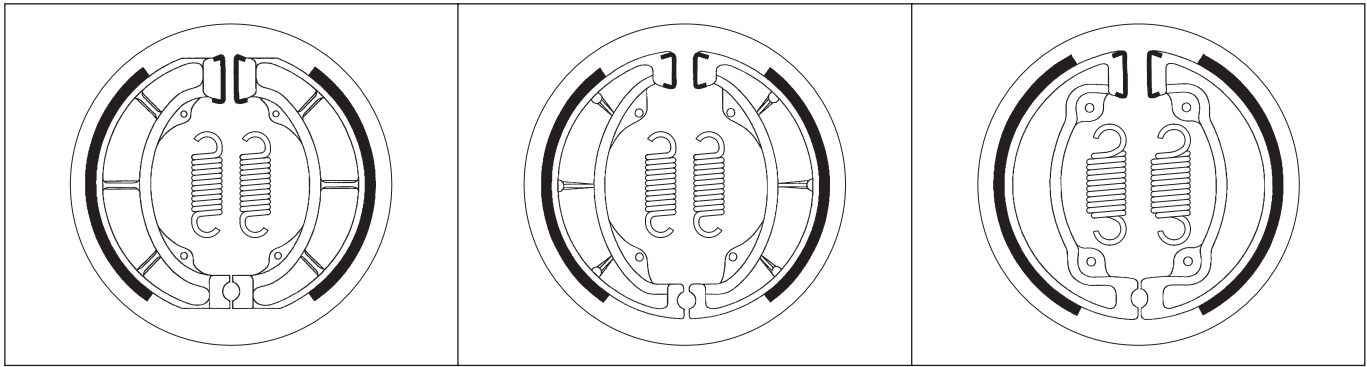








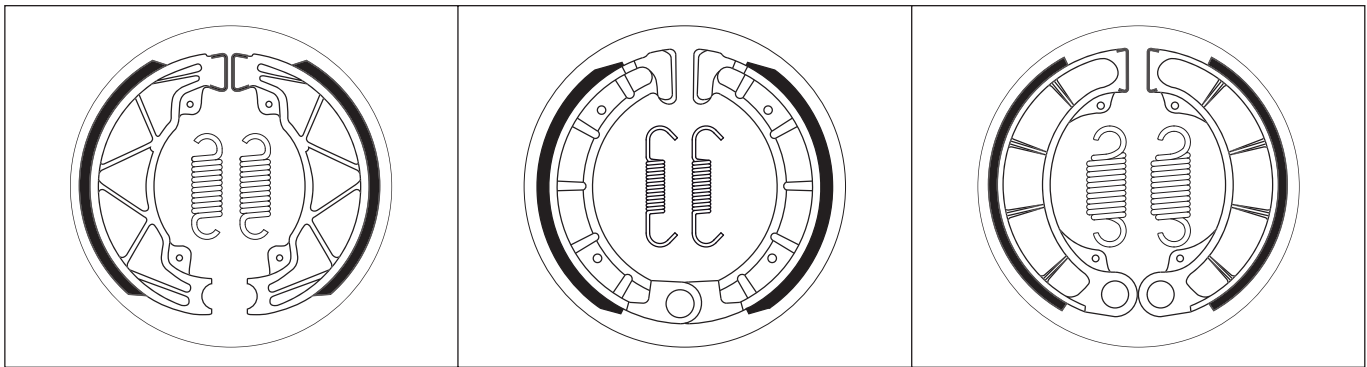
▼ SBS 2198 ø160x30 ▼ SBS 2199 ø130x28 ▼ SBS 2200 ø100x20



▼ SBS 2201 ø120x25 ▼ SBS 2202 ø130x28 ▼ SBS 2203 ø130x25



▼ SBS 2205 ø140x25 ▼ SBS 2206 ø105x25 ▼ SBS 2207 ø160x30



CHOICE OF CHAMPIONS

CHAMPIONSHIPS COME IN MYSTERIOUS SHAPES

Akira Yanagawa • Alessandro Polita • Alessio Corradi • Alex Barros • Alex De Angelis • Alex Gobert • Alex Gramigni • Alex Hoffmann • Andi Notman • Anthony Gobert • Anthony West • Arne Tode • Aron Gobert • Aron Slight • Britt Turkington • Broc Parkes • Bruno Bonhuil • Carl Forgarty • Carlos Checa • Chris Peris • Chris Walker • Christer Lindholm • Christer Miniin • Christian Kellner • Christian Zaiser • Colin Edwards • Craig Coxhell • Damian Cudlin • David Checa • David De Gea • David Jeffries • David Morillon • Dean Ellison • Doug Chandler • Doug Polen • Fabien Foret • Fabrizio Pirovano • Fonsi Nieto • Fred Merkel • Gary Mason • Gary McCoy • Geoff May • Giancarlo Falappa • Gianluca Nanelli • Gianluca Viziello • Gino Borsoi • Giovanni Bussei • Glen Richards • Graeme Gowland • Gregorio Lavilla • Hitoyasu Izutsu • Horst Saiger • Iain MacPherson • Ian Lougher • Igor Jerman • Ilario Dionisi • Ivan

2003 • Team Phase One • Endurance
2000 • Team Phase One • Endurance



2002 • Vittorio Iannuzzo • STK 1000
2001 • Andrew Pitt • SSP



2003 • Michel Fabrizio • STK 1000



2004 • Karl Muggeridge • SSP
2003 • Chris Vermeulen • SSP



Clementi • Jake Zernke • James Ellison • James Haydon • James Witham • Jamie Robinson • Jason Pridmore • Javier Fores • Jeremy McWilliams • Jimmy Lindström • Joan Lascorz • Johan Stigefelt • John Crawford • John Crockford • John Hopkins • John Laverty • John Reynolds • Josh Hayes • Juan Borja • Julien da Costa • Jürgen Van der Goorberg • Jörg Teuchert • Kai Borre Andersen • Karl Harris • Katsuaki Fujiwara • Kevin Curtain • Kurtis Roberts • Leon Haslam • Luca Scassa • Marcel Kellenberger • Massimo Roccoli • Matteo Baiocco • Matthieu Lagrive • Mauro Sanchini • Max Neukircher • Michael Barnes • Michael Laverty • Michael Rutter • Michael Schulten • Michelle Malatesta • Miguel Duhamel • Miguel Praia • Mike Edwards • Mike Hale • Mike Smith • Neil Hodgson • Nial McKenzie • Patric Muff • Paul Young • Pere Riba • Peter Goddard • Peter Linden • Philipp Hafenegger • Pier Francesco Chilli •

2010 • Kenan Sofuoglu • SSP
2009 • Gino Rea • STK 600
2008 • Andrew Pitt • SSP
2007 • Kenan Sofuoglu • SSP
2006 • Sébastien Charpentier • SSP
2005 • Sébastien Charpentier • SSP

2010 • Antonio Cairoli • MX1
2010 • Marvin Musquin • MX2
2010 • Jordi Tixier • 125 Junior
2010 • Steffi Lajer • WMX
2010 • Daniel Willemsen • Sidecar

2005 • Troy Corser • SBK



2007 • Maxime Berger • STK 600
2005 • Didier van Keymeulen • STK 1000
2005 • Claudio Corti • STK 600



2007 • James Toseland • SBK



Piergiorgio Bontempi • Raymond Roche • Ricardo Chiarello • Rob McElnae • Robbin Harms • Robert Ulm • Roberto Rolfo • Roger Lee Hayden • Roman Stamm • Ruben Xaus • Scott Russell • Sean Emmet • Sebasten LeGrelle • Sebastian Scarnato • Sébastien Gimbert • Shinichi Nakatomi • Shinya Nakano • Simon Crafar • Simone Sanna • Stefan Nebel • Stephane Chambon • Stephane Mertens • Steve Hislop • Steve Martin • Steve Plater • Steve Rapp • Stuart Easton • Tatu Lauslehto • Terry Rymer • Thomas Stevens • Tom Kipp • Tommy Hayden • Tommy Hill • Troy Bayliss • Vincent Haskovec • Walter Tortoroglio • Warwick Nowland • Werner Daemen • William De Angelis • Xavier Simeon • Yoann Tiberio • Yukio Kagayama ...and many more.





SBS® is a registered trade mark of
Scandinavian Brake Systems A/S
Kuopiovej 11 • DK-5700 Svendborg Denmark
Phone: +45 63 21 15 15 • Fax: +45 63 21 15 95
Email: sbs@sbs.dk • www.sbs.dk



THE POWER TO STOP YOU®