



PVC Electrical Fittings & Accessories Price List

Effective March 15, 2001



PW Pipe
Electrical
Products

PVC Electrical Standards

Prices subject to change without notice.
Possession of this price sheet does not constitute an offer to sell.

<i>Schedule 40 Conduit:</i>	UL 651, NEMA TC-2 and NEC-Article 347
<i>Schedule 80 Conduit:</i>	UL 651, NEMA TC-2 and NEC-Article 347
<i>PVC Electrical Fittings:</i>	Fittings for electrical applications conform to NEMA TC-3 and UL 514 unless otherwise specified.
<i>Utility Duct:</i>	NEMA TC-6, ASTM F-512, (Type EB20 - UL 651A)
<i>Utility Duct - Extra Strength:</i>	NEMA TC-8 and ASTM F-512
<i>Utility Duct Fittings:</i>	NEMA TC-9
<i>Junction Boxes:</i>	NEMA Rated 1, 2, 3, 4, 4x, 12, 13




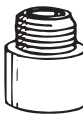

PVC Electrical Fittings & Accessories

Price List

PVC Electrical Standards	2
Schedule 40 Fittings: Couplings, Terminal Adapters, and Female Adapters.....	4
Schedule 40 Standard Radius Elbows.....	5 - 6
Schedule 80 Standard Radius Elbows.....	7
FS Boxes & Covers, Access Fittings, Junction Boxes, and Junction Box Adapters.....	8 -13
Expansion Couplings, Straps, and Above Ground Fittings.....	14
Floor Boxes.....	15
Duct Spacers.....	16
Repair Couplings, Swedge Couplings, 5-Degree Couplings, Swedge Reducers, Caps, and End Bells.....	17 - 19
Reducer Bushings, Plugs with pull tabs, and Longline Couplings.....	20
Cement.....	21
Schedule 40 Special Radius Elbows.....	22 - 26
Schedule 80 Special Radius Elbows.....	27 - 29
Special Radius Duct Sweeps: DB60, DB100, DB120, Type C, U.S. West C-Duct, GTS8342, and CATV Classes 160 & 200.....	30 - 44
Risers.....	45
PVC Fittings Cross Reference.....	46 - 54
Limited Warranty, Limitation of Liability.....	55

**Schedule 40 Fittings: Couplings,
Terminal Adapters, Female Adapters**

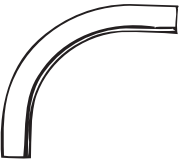



■ = Call for Availability
UL Listed except where noted with *

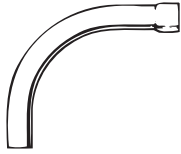




	Item Number	Size	UPC Code	Pkg Qty	Pkg Wt (lbs.)	Price Per 100
Standard Couplings						
	60010050	1/2	20100	150	5.0	34.91
	60010075	3/4	20101	100	5.0	42.67
	60010100	1	20102	50	4.0	65.95
	60010125	1 1/4	20103	35	3.5	87.93
	60010150	1 1/2	20104	25	3.0	122.84
	60010200	2	20105	40	8.0	160.35
	60010250	2 1/2	20106	15	5.3	283.19
	60010300	3	20107	30	15.6	467.32
	60010350	3 1/2	20108	15	9.8	516.64
	60010400	4	20109	20	16.0	721.12
	60010500	5	20110	10	12.5	1,825.88
60010600	6	20111	5	9.0	2,334.07	
Terminal Adapters						
	60060050	1/2	20139	200	4.0	43.96
	60060075	3/4	20140	125	5.0	81.46
	60060100	1	20141	50	3.0	102.16
	60060125	1 1/4	20142	40	4.0	129.31
	60060150	1 1/2	20143	30	4.0	159.06
	60060200	2	20144	40	8.8	228.88
	60060250	2 1/2	20145	25	10.0	394.08
	60060300	3	20146	50	19.0	582.80
	60060350	3 1/2	20147	30	16.0	751.25
	60060400	4	20148	25	19.2	1,003.10
	60060500	5	20149	10	20.0	1,968.62
60060600	6	20150	8	20.0	2,368.79	
Female Adapters						
	60070050	1/2	20151	150	5.0	49.14
	60070075	3/4	20152	100	5.0	82.76
	60070100	1	20153	50	4.0	115.09
	60070125	1 1/4	20154	30	4.0	150.26
	60070150	1 1/2	20155	25	3.0	162.12
	60070200	2	20156	15	2.5	219.82
	60070250	2 1/2	20157	15	6.0	431.05
	60070300	3	20158	30	16.8	644.49
	60070350	3 1/2	20159	20	14.0	840.88
	60070400	4	20160	15	13.0	862.11
	60070500	5	20161	10	13.8	2,145.67
60070600	6	20162	6	14.4	2,832.34	

Standard Radius Elbows

█ = Call for Availability

UL Listed except where noted with *

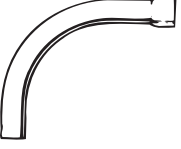

	Item Number	Size	UPC Code	Pkg Qty	Pkg Wt (lbs.)	Price Per 100
Schedule 40 Standard Radius Elbows						
				PLAIN END		
90° 	71900050	1/2	21013	50	7.0	136.00
	71900075	3/4	21014	25	5.2	150.00
	71900100	1	21015	25	8.5	232.00
	71900125	1 1/4	21016	20	11.8	330.00
	71900150	1 1/2	21017	25	19.8	447.00
	71900200	2	21018	20	24.8	649.00
	71900250	2 1/2	21019	100	226.6	1,133.00
	71900300	3	21020	100	400.4	1,986.00
	71900350	3 1/2	21021	50	247.9	2,744.00
	71900400	4	21022	30	198.2	3,438.00
	71900500	5	21023	20	233.7	6,050.00
	71900600	6	21024	16	294.3	10,245.00
45° 	71450050	1/2	20909	50	5.5	126.00
	71450075	3/4	20910	25	3.7	137.00
	71450100	1	20911	20	5.4	218.00
	71450125	1 1/4	20912	25	9.2	304.00
	71450150	1 1/2	20913	20	9.7	488.00
	71450200	2	20914	20	14.9	612.00
	71450250	2 1/2	20915	15	24.4	1,186.00
	71450300	3	20916	100	257.7	1,986.40
	71450350	3 1/2	20917	100	315.6	3,416.00
	71450400	4	20918	80	337.7	3,247.00
	71450500	5	20919	20	144.2	5,313.00
	71450600	6	20920	16	165.2	10,167.00
30° 	71300050	1/2	20841	50	3.9	214.00
	71300075	3/4	20842	25	2.7	250.00
	71300100	1	20843	20	3.8	269.00
	71300125	1 1/4	20844	25	7.2	429.00
	71300150	1 1/2	20845	20	7.7	589.00
	71300200	2	20846	20	11.2	705.00
	71300250	2 1/2	20847	15	17.6	1,337.00
	71300300	3	20848	100	179.2	2,276.00
	71300400	4	20850	80	249.5	3,818.00
	71300500	5	20851	20	127.9	6,088.00
	71300600	6	20852	16	123.6	7,099.00
22 1/2° 	71220075	3/4	20761	50	5.5	411.00
	71220100	1	20762	20	3.3	533.00
	71220125	1 1/4	20763	25	7.6	570.00
	71220150	1 1/2	20764	20	6.9	589.00
	71220200	2	20765	20	12.4	705.00
	71220250	2 1/2	20766	15	16.0	1,337.00
	71220300	3	20767	100	153.6	2,276.00
	71220400	4	20769	80	249.2	3,818.00
	71220500	5	20770	20	95.9	6,088.00
	71220600	6	20771	16	110.7	7,099.00

Standard Radius Elbows						
					= Call for Availability	
UL Listed except where noted with *						
	Item Number	Size	UPC Code	Pkg Qty	Pkg Wt (lbs.)	Price Per 100
Schedule 40 Standard Radius Elbows						
				BELLED END		
90° 	75900050	1/2	22097	50	6.8	179.00
	75900075	3/4	22098	25	5.0	202.00
	75900100	1	22099	25	8.5	315.00
	75900125	1 1/4	22100	20	11.7	440.00
	75900150	1 1/2	22101	25	19.8	592.00
	75900200	2	22102	20	24.8	817.00
	75900250	2 1/2	22104	100	226.5	1,801.00
	75900300	3	22106	100	373.6	2,533.00
	75900350	3 1/2	22108	50	247.9	3,363.00
	75900400	4	22111	30	198.2	4,286.00
	75900500	5	22112	20	233.7	8,150.00
	75900600	6	22113	16	294.3	12,935.00
45° 	75450050	1/2	21976	50	5.5	172.00
	75450075	3/4	21977	25	3.7	193.00
	75450100	1	21978	20	5.4	305.00
	75450125	1 1/4	21979	25	9.1	422.00
	75450150	1 1/2	21980	20	9.6	572.00
	75450200	2	21981	20	14.9	813.00
	75450250	2 1/2	21982	15	25.1	1,855.00
	75450300	3	21983	100	257.7	2,554.00
	75450350	3 1/2	21984	100	294.3	3,393.00
	75450400	4	21986	80	337.6	4,109.00
	75450500	5	21987	20	144.2	7,643.00
	75450600	6	21988	16	165.2	10,724.00
30° 	75300075	3/4	21920	25	2.7	421.00
	75300100	1	21921	20	3.8	468.00
	75300125	1 1/4	21922	25	7.2	690.00
	75300150	1 1/2	21923	20	7.7	819.00
	75300200	2	21924	20	12.4	909.00
	75300250	2 1/2	21925	15	17.7	1,605.00
	75300300	3	21926	100	180.4	2,693.00
	75300350	3 1/2	21927	100	231.0	3,047.00
	75300400	4	21928	80	249.5	4,380.00
	75300500	5	21929	20	111.9	7,842.00
	75300600	6	21930	16	138.4	9,385.00
	22 1/2° 	75220075	3/4	23904	25	3.2
75220100		1	21844	20	3.7	599.00
75220125		1 1/4	21845	25	6.4	690.00
75220150		1 1/2	21846	20	7.0	819.00
75220200		2	21847	20	12.4	909.00
75220250		2 1/2	21849	15	14.8	1,605.00
75220300		3	21850	100	179.2	2,693.00
75220350		3 1/2	21851	100	201.4	3,047.00
75220400		4	21852	80	278.9	4,380.00
75220500		5	21853	20	95.9	7,842.00
75220600		6	21854	16	123.9	9,385.00
11 1/4° 		* 75110100	1	21788	20	3.2
	* 75110200	2	21789	20	8.6	909.00
	* 75110300	3	21790	100	138.1	2,693.00
	* 75110350	3 1/2	23718	100	182.7	3,047.00
	* 75110400	4	21791	80	220.4	4,380.00
	* 75110500	5	23782	20	90.6	7,842.00
	* 75110600	6	21792	16	99.6	9,385.00

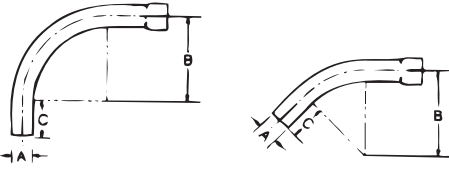
Standard Radius Elbows

█ = Call for Availability

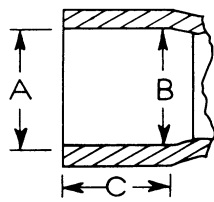
UL Listed except where noted with *

	Item Number	Size	UPC Code	Pkg Qty	Pkg Wt (lbs.)	Price Per 100
Schedule 80 Standard Radius Elbows						
BELLED END unless noted with +						
90° 	+ 72900050	1/2	21239	50	8.7	205.00
	+ 72900075	3/4	21240	25	6.7	292.00
	+ 72900100	1	21241	25	12.1	445.00
	+ 72900125	1 1/4	21242	20	15.3	601.00
	+ 72900150	1 1/2	21243	25	26.1	885.00
	+ 72900200	2	21244	20	32.1	1,197.00
	76900250	2 1/2	22411	100	281.4	2,374.00
	76900300	3	22412	100	474.9	4,479.00
	76900400	4	22413	30	258.5	7,272.00
	76900500	5	22414	20	312.0	11,375.00
76900600	6	22415	16	423.6	21,638.00	
45° 	+ 72450050	1/2	21187	50	7.0	205.00
	+ 72450075	3/4	21188	25	4.8	280.00
	+ 72450100	1	21189	20	6.9	436.00
	+ 72450125	1 1/4	21190	25	12.0	602.00
	+ 72450150	1 1/2	21191	20	12.8	848.00
	+ 72450200	2	21192	20	19.2	1,240.00
	76450250	2 1/2	22351	15	31.2	2,620.00
	76450300	3	22352	100	323.4	4,452.00
	76450400	4	22353	80	440.4	6,477.00
	76450500	5	22354	20	192.5	11,092.00
76450600	6	22355	16	241.0	17,680.00	


Standard Radius Elbow Dimensions - Schedules 40 and 80

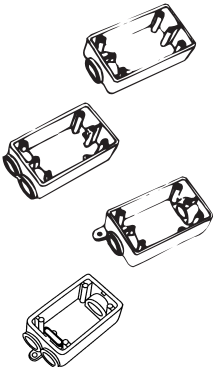
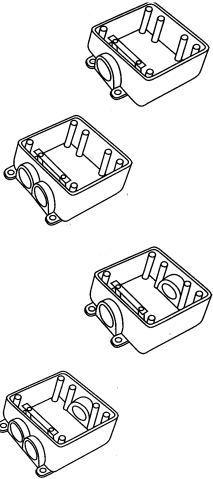
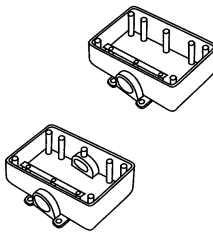
	Size (in)	A (in)	B Min (in)	C Min (in)
	1/2	0.840	4.000	1.500
	3/4	1.050	4.500	1.500
	1	1.315	5.750	1.875
	1 1/4	1.660	7.250	2.000
	1 1/2	1.900	8.250	2.000
	2	2.375	9.500	2.000
	2 1/2	2.875	10.500	3.000
	3	3.500	13.000	3.125
	3 1/2	4.000	15.000	3.250
	4	4.500	16.000	3.375
5	5.563	24.000	3.625	
6	6.625	30.000	3.750	

Integral Belled End Dimensions - Schedules 40 and 80

	Elbow Nominal Diameter (inches)	Avg. "A" (inches)	Avg. "B" (inches)	Avg. "C" (in) (+/- .125)
	1/2	0.852	0.836	1.100
	3/4	1.064	1.046	1.100
	1	1.330	1.310	1.375
	1 1/4	1.677	1.655	1.500
	1 1/2	1.918	1.894	1.500
	2	2.393	2.369	1.600
	2 1/2	2.890	2.868	2.500
	3	3.515	3.492	2.625
	3 1/2	4.015	3.992	2.750
	4	4.515	4.491	2.875
5	5.593	5.553	3.125	
6	6.658	6.614	3.250	

**FS Boxes & Covers, Access Fittings,
Junction Boxes, Junction Box Adapters**

















 = Call for Availability
UL Listed except where noted with *

	Item Number	Size	UPC Code	Pkg Qty	Pkg Wt (lbs.)	Price Per 100	
Single Gang Boxes - "F" Series			UL Listed for Wet Locations				
 <p>Deep Boxes</p>	61520050	1/2 FS	20398	10	4.0	744.84	
	61520075	3/4 FS	20399	10	4.0	784.92	
	61530050	1/2 FSS	20402	10	4.0	800.01	
	61530075	3/4 FSS	20403	10	4.0	853.46	
	61540050	1/2 FSC	20406	10	5.0	777.16	
	61540075	3/4 FSC	20407	10	5.0	853.46	
	615410050	1/2 FSCC	20409	10	4.0	853.46	
	615410075	3/4 FSCC	20410	10	4.0	968.71	
	61520100	1 FDSE	20400	15	7.5	1,004.45	
	61540100	1 FDSC	20408	15	7.5	1,055.48	
	* 61520000	FD Blank	20397	15	7.5	775.87	
	Double Gang Boxes - "F" Series			UL Listed for Wet Locations			
	615220050	1/2 FS	24028	10	8.0	838.24	
	615220075	3/4 FS	23960	10	8.0	871.56	
	615220100	1 FS	20401	10	8.0	935.77	
	615320050	1/2 FSS	24026	10	8.0	1,137.00	
	615320075	3/4 FSS	20405	10	8.0	1,137.00	
	615320100	1 FSS	24027	10	8.0	1,137.00	
	6154020050	1/2 FSC	24057	10	8.0	905.08	
	6154020075	3/4 FSC	23901	10	8.0	935.77	
	6154020100	1 FSC	24103	10	8.0	1,004.45	
	6154120050	1/2 FSCC	24032	10	8.0	1,137.00	
	6154120075	3/4 FSCC	24033	10	8.0	1,137.00	
	6154120100	1 FSCC	24034	10	8.0	1,137.00	
	* 615820000	FD Blank	23959	10	8.0	1,157.50	
	Triple Gang Boxes - "F" Series						
		615230050	1/2 FS	24029	10	10.0	1,580.00
615230075		3/4 FS	24030	10	10.0	1,580.00	
615230100		1 FS	24031	10	10.0	1,580.00	
615430050		1/2 FSC	24024	10	10.0	1,580.00	
615430075		3/4 FSC	24025	10	10.0	1,580.00	
615430100		1 FSC	23763	10	10.0	1,580.00	
* 61530000		FD Blank	24074	10	10.0	1,682.00	


**FS Boxes & Covers, Access Fittings,
Junction Boxes, Junction Box Adapters**




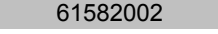

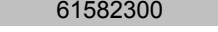

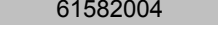

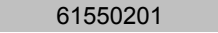

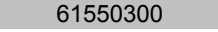

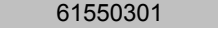

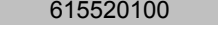

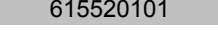

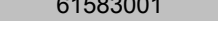

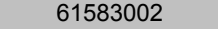

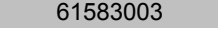

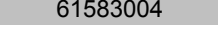

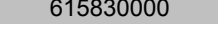
 = Call for Availability

UL Listed except where noted with *

	Item Number	UPC Code	Pkg Qty	Pkg Wt (lbs.)	Price Per 100	
Single Gang Cover Plates - "F" Series						
	Single Switch *	61581001	20427	50	5.0	206.00
	Duplex Cover *	61581002	20428	50	5.0	206.00
	Single Receptacle *	61581003	20429	50	4.0	206.00
	20 Amp 2R					
	Single Receptacle *	61581004	20430	50	3.0	206.00
	20 Amp 3R					
	Single Receptacle *	61581005	20431	50	3.0	206.00
	30 Amp 3R					
	Blank Cover	61580000	20426	50	5.0	278.02
	With Gasket					
Weatherproof Single Gang Covers - "F" Series						
	GFI Receptacle	61550100	20412	20	10.0	731.78
	Duplex Receptacle	61550101	20413	20	10.0	970.21
	Single Switch Cover	61550102	20414	20	10.0	736.85
	Single 15 AMP Receptacle	61550103	20415	20	10.0	744.46
	1.375 opening					
	Single 20 AMP Receptacle	61550104	20416	20	10.0	1,237.51
	1.625 opening					
	Single 30 AMP Receptacle	61550105	20417	20	10.0	1,237.51
	1.722 opening					
	Single 50 AMP Receptacle	61550106	20418	20	10.0	1,237.51
	2.187 opening					
	Double Door Duplex	61550107	24245	30	4.0	1,047.63
	Single Toggle Switch	61550200	20419	20	8.0	587.19
	Plunger Style for Motor Rated Switches	61550202	20421	20	8.0	837.00

**FS Boxes & Covers, Access Fittings,
Junction Boxes, Junction Box Adapters**

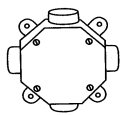




 = Call for Availability
UL Listed except where noted with *

	Item Number	UPC Code	Pkg Qty	Pkg Wt (lbs.)	Price Per 100
Double Gang Cover Plates - "F" Series					
	Double Switch *  61582001	24176	25	4.0	321.00
	Combo Switch *  61582002	24177	25	4.0	321.00
	Double Receptacle *  61582300	20433	25	3.0	476.00
	Blank w/ Gasket  61582004	20432	25	5.0	443.00
Weatherproof Double Gang Covers - "F" Series					
	Double Toggle Switch  61550201	20420	20	10.0	1,167.68
	Plunger Switch & GFI Receptacle  61550300	20422	25	10.0	1,203.00
	Plunger Switch & Duplex Receptacle  61550301	24251	25	10.0	1,281.00
	Double GFI Double Door  615520100	24246	15	4.0	1,168.00
	Double Duplex Double Door  615520101	24247	15	4.0	1,145.23
Triple Gang Cover Plates - "F" Series					
	Triple Switch *  61583001	24171	50	10.0	426.00
	Double Switch & Single Receptacle *  61583002	24172	50	10.0	426.00
	Single Switch & Double Receptacle *  61583003	24173	50	10.0	426.00
	Triple Receptacle *  61583004	24174	50	9.0	426.00
	Triple Blank  615830000	23764	50	11.0	534.00


**FS Boxes & Covers, Access Fittings,
Junction Boxes, Junction Box Adapters**


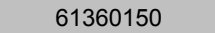
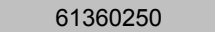
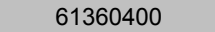
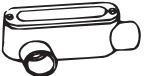
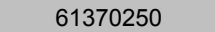
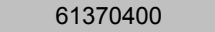

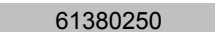
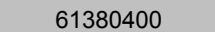
█ = Call for Availability

UL Listed except where noted with *

	Size	Item Number	UPC Code	Pkg Qty	Pkg Wt (lbs.)	Price Per 100
Octagonal Boxes						
Note: Not designed for fixture support.						
	4 x 1 1/2 (1/2" & 3/4" Hub)	61560150	23925	15	5.0	1,121.00
	4 x 2 (1" Hub)	61560200	24175	12	6.0	1,458.00
Access Fittings						
Access Pull Elbow	1/2 or 3/4	61390000	23998	50	9.0	361.13
						
C Access Fittings	1/2	61310050	20277	30	6.0	350.48
	3/4	61310075	20278	20	6.0	496.85
	1	61310100	20279	10	4.0	545.19
	1 1/4	61310125	20280	10	8.0	966.74
	1 1/2	61310150	20281	10	9.0	909.11
	2	61310200	20282	15	25.0	1,611.42
						
E Access Fittings	1/2	61320050	20286	30	6.0	350.48
	3/4	61320075	20287	20	6.0	496.85
	1	61320100	20288	10	4.0	545.19
	1 1/4	61320125	20289	5	4.0	780.19
	1 1/2	61320150	20290	5	5.0	909.11
	2	61320200	20291	5	9.0	1,611.42
	2 1/2	61320250	20292	4	16.0	6,830.00
	3	61320300	20293	4	17.0	7,610.00
	3 1/2	61320350	20294	2	10.5	7,911.00
	4	61320400	20295	2	11.0	8,195.00
						
LB Access Fittings	1/2	61340050	20296	25	5.0	321.98
	3/4	61340075	20297	15	4.8	455.18
	1	61340100	20298	10	5.3	500.44
	1 1/4	61340125	20299	10	8.0	715.09
	1 1/2	61340150	20300	10	10.0	834.06
	2	61340200	20301	10	18.0	1,478.03
	2 1/2	61340250	20302	4	16.0	5,685.83
	3	61340300	20303	4	18.0	5,875.92
	3 1/2	61340350	20304	2	11.0	6,296.63
	4	61340400	20305	2	11.2	6,443.59
						

**FS Boxes & Covers, Access Fittings,
Junction Boxes, Junction Box Adapters**




 = Call for Availability
UL Listed except where noted with *

	Size	Item Number	UPC Code	Pkg Qty	Pkg Wt (lbs.)	Price Per 100
Access Fittings						
LL Access Fittings 	1/2	61360050	20306	20	6.4	382.54
	3/4	61360075	20307	10	4.0	496.85
	1	61360100	20308	5	3.0	545.19
	1 1/4	61360125	20309	10	9.0	780.19
	1 1/2		20310	8	8.0	909.11
	2	61360200	20311	10	19.0	1,581.58
	2 1/2		24166	4	16.0	7,411.00
	3	61360300	20312	4	16.0	7,610.00
	3 1/2	61360350	24276	5	30.0	7,805.00
	4		20313	2	11.2	8,195.00
LR Access Fittings 	1/2	61370050	20314	20	6.4	444.51
	3/4	61370075	20315	10	4.0	496.85
	1	61370100	20316	5	3.0	545.19
	1 1/4	61370125	20317	10	9.0	1,108.47
	1 1/2	61370150	20318	8	8.0	1,030.86
	2	61370200	20319	10	19.0	1,581.58
	2 1/2		24163	4	16.0	8,693.00
	3	61370300	20320	4	16.0	8,926.00
	3 1/2	61370350	24277	5	30.0	9,155.00
	4		20321	2	11.2	9,613.00
T Access Fittings 	1/2	61380050	20322	20	6.4	434.94
	3/4	61380075	20323	10	4.0	532.76
	1	61380100	20324	5	4.0	548.29
	1 1/4	61380125	20325	10	9.3	909.11
	1 1/2	61380150	20326	8	8.0	1,199.17
	2	61380200	20327	10	19.0	1,704.15
	2 1/2		24164	4	17.0	7,411.00
	3	61380300	20328	4	16.0	7,610.00
	3 1/2	61380350	24278	4	26.0	7,805.00
	4		20329	2	11.0	8,195.00

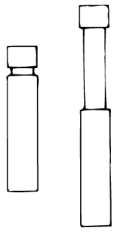
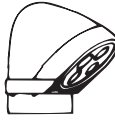
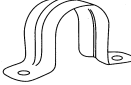

**FS Boxes & Covers, Access Fittings,
Junction Boxes, Junction Box Adapters**

█ = Call for Availability

UL Listed except where noted with *

	Size	Item Number	UPC Code	Pkg Qty	Pkg Wt (lbs.)	Price Per 100
Flanged PVC Junction Boxes with Fiber Reinforced Safety Tread Cover						
 incl. gasket & screws	6 x 6 x 4 1/4 D	* 616106004	20445	4	20.0	21,466.00
	6 x 6 x 6 1/4 D	* 616106006	20446	3	15.0	23,108.00
	8 x 8 x 4 1/4 D	* 616108004	20447	3	21.0	28,739.00
	8 x 8 x 7 1/4 D	* 616108007	20449	2	17.0	30,146.00
Junction Boxes + Includes mounting feet						
 NEMA Rated 1,2,3,4,4x,12,13 and UL Listed for Wet Locations	4 x 4 x 2	+ 616004002	20435	12	8.0	1,158.83
	4 x 4 x 4	616004004	20436	8	8.8	1,913.56
	4 x 4 x 6	616004006	23821	8	9.0	1,960.81
	5 x 5 x 2	+ 616005002	20437	5	4.2	2,041.63
	6 x 6 x 4	+ 616006004	20439	8	9.6	2,340.04
	6 x 6 x 6	+ 616006006	20440	8	18.0	2,731.71
	8 x 8 x 4	+ 616008004	20441	3	9.0	4,410.27
	8 x 8 x 7	+ 616008007	20442	2	10.0	5,868.75
	12 x 12 x 4	+ 616012004	20443	3	19.0	6,031.64
	12 x 12 x 6	+ 616012006	20444	3	21.0	6,216.90
12 x 12 x 8	+ 616012008	23863	2	18.0	12,255.00	
Junction Box Adapters						
	1/2	61620050	20450	100	2.3	76.54
	3/4	61620075	20451	100	22.7	77.76
	1	61620100	20452	100	33.3	84.60
	1 1/4	61620125	20453	50	3.4	89.97
	1 1/2	61620150	20454	40	2.7	94.00
	2	61620200	20455	25	3.8	101.48
	2 1/2	61620250	20456	10	2.0	424.34
	3	61620300	20457	10	2.5	424.34
	3 1/2	61620350	20458	4	2.0	474.00
4	61620400	20459	10	4.0	492.83	




Expansion Couplings, Straps, Above Ground Fittings & Non-Metallic Floor Boxes █ = Call for Availability
UL Listed except where noted with *

	Item Number	Size	UPC Code	Pkg Qty	Pkg Wt (lbs.)	Price Per 100
Expansion Couplings ++ Fabricated - conforms to NEMA TC-9						
	61150050	1/2	20232	65	15.6	2,113.33
	61150075	3/4	20233	65	22.1	2,163.56
	61150100	1	20234	40	22.2	2,173.13
	61150125	1 1/4	20235	25	21.7	2,183.70
	61150150	1 1/2	20236	10	11.1	2,194.66
	61150200	2	20237	9	15.0	2,419.90
	61150250	2 1/2	20238	9	25.2	3,329.66
	61150300	3	20239	9	36.0	4,265.03
	61150350	3 1/2	20240	5	23.0	5,160.03
	61150400	4	20241	5	28.0	6,150.04
* 61150500	++ 5	20242	5	40.0	9,427.75	
* 61150600	++ 6	20243	5	55.0	12,686.13	
Service Entrance Fittings						
	61700075	3/4	20509	20	3.2	478.05
	61700100	1	20510	15	3.0	631.13
	61700125	1 1/4	20511	8	2.8	796.56
	61700150	1 1/2	20512	6	3.6	958.18
	61700200	2	20513	6	7.2	1,611.22
	61700250	2 1/2	20514	2	9.0	8,545.90
	61700300	3	20515	2	16.0	8,583.00
	61700400	4	20517	2	26.0	24,304.10
Pipe Straps Plastic - 2 Hole						
	* 61780050	1/2	20527	200	1.8	23.12
	* 61780075	3/4	20528	200	2.4	27.28
	* 61780100	1	20529	100	1.7	48.94
	* 61780125	1 1/4	20530	100	2.2	56.69
	* 61780150	1 1/2	20531	100	3.3	58.19
	* 61780200	2	20532	50	2.0	72.51
Meter Offsets						
	61720125	1 1/4	20518	15	3.0	593.09
	61720200	2	20519	25	9.4	631.31

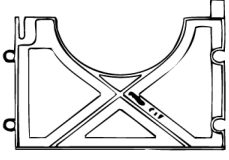
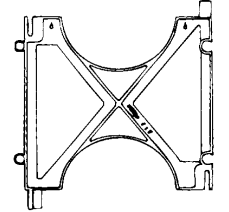
Floor Boxes

█ = Call for Availability

UL Listed except where noted with *

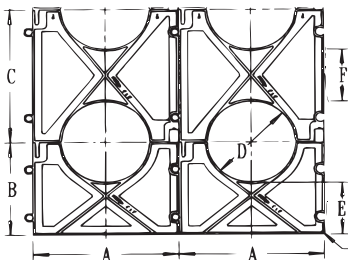
	Item Number	Size	UPC Code	Pkg Qty	Pkg Wt (lbs.)	Price Per 100
Floor Box Base						
	61630500		20461	5	7.0	2,266.28
	Includes: Base, temporary protective cap, two 1 X 3/4 plugs, and three 3/4 X 1/2 plugs					
Metal Cover Adapter Kit						
	61630550		20462	10	2.0	1,038.80
	Includes: Leveling ring, metal adapter, and 2 gaskets					
Floor Box Duplex Receptacle Cover						
	61630551	Brown	20463	10	4.0	1,912.90
	61630552	Gold	24192	10	4.0	1,912.90
	Includes: Leveling ring and blank cover					

Duct Spacers

	Item Number	Size	UPC Code	Pkg Qty	Pkg Wt (lbs.)	Price Per 100
Base Spacers 	6266020015	2 X 1 1/2	20564	140	24.1	136.79
	6266020020	2 X 2	20565	140	26.5	140.62
	6266020030	2 X 3	20567	110	23.0	161.25
	6266030015	3 X 1 1/2	20569	110	24.2	149.61
	6266030020	3 X 2	20570	100	23.4	156.41
	6266030030	3 X 3	20572	70	18.3	178.89
	6266040010	4 X 1	20573	80	18.9	146.79
	6266040015	4 X 1 1/2	20574	80	19.5	164.40
	6266040020	4 X 2	20575	70	18.2	170.08
	6266040030	4 X 3	20577	60	17.3	188.03
	6266050015	5 X 1 1/2	20578	60	16.2	177.40
	6266050020	5 X 2	20579	60	18.0	186.03
	6266050030	5 X 3	20581	50	16.0	231.02
	6266060015	6 X 1 1/2	20583	50	15.7	285.73
	6266060020	6 X 2	20584	50	17.3	300.36
6266060030	6 X 3	20585	45	16.5	324.50	
Intermediate Spacers 	6268020015	2 X 1 1/2	20586	140	18.5	136.79
	6268020020	2 X 2	20587	140	20.4	140.62
	6268020030	2 X 3	20589	110	19.9	161.25
	6268030015	3 X 1 1/2	20591	110	19.1	149.61
	6268030020	3 X 2	20592	100	20.6	156.41
	6268030030	3 X 3	20594	70	17.9	178.89
	6268040010	4 X 1	20596	80	13.1	146.79
	6268040015	4 X 1 1/2	20597	80	16.2	164.40
	6268040020	4 X 2	20598	70	16.7	170.08
	6268040030	4 X 3	20600	60	16.7	188.03
	6268050015	5 X 1 1/2	20602	60	14.4	177.40
	6268050020	5 X 2	20603	60	15.8	186.03
	6268050030	5 X 3	20605	40	12.0	231.02
	6268060015	6 X 1 1/2	20607	50	13.5	285.73
	6268060020	6 X 2	20608	45	14.1	300.36
6268060030	6 X 3	20609	35	12.7	324.50	

Intermediate and Base Spacer Dimensions



For completely enclosed and locked-in duct banks:






Spacer	Dimension					
	A	B	C	D	E	F
2 X 1 1/2	4.00	4.25	4.00	2.50	3.00	1.50
2 X 2	4.50	4.25	4.50	2.50	3.00	2.00
2 X 3	5.50	4.25	5.50	3.63	3.00	3.00
3 X 1 1/2	5.13	4.81	5.13	3.63	3.00	1.50
3 X 2	5.63	4.81	5.63	3.63	3.00	2.00
3 X 3	6.63	4.81	6.63	3.63	3.00	3.00
4 X 1	5.63	5.31	5.63	4.63	3.00	1.00
4 X 1 1/2	6.13	5.31	6.13	4.63	3.00	1.50
4 X 2	6.63	5.31	6.63	4.63	3.00	2.00
4 X 3	7.63	5.31	7.63	4.63	3.00	3.00
5 X 1 1/2	7.19	5.84	7.19	5.69	3.00	1.50
5 X 2	7.69	5.84	7.69	5.69	3.00	2.00
5 X 3	8.69	5.84	8.69	5.69	3.00	3.00
6 X 1 1/2	8.25	6.38	8.25	6.75	3.00	1.50
6 X 2	8.75	6.38	8.75	6.75	3.00	2.00
6 X 3	9.75	6.38	9.75	6.75	3.00	3.00

- They snap together vertically and horizontally for fast, secure field assembly.
- Only two components, base and intermediate, are needed. Banking is not necessary.
- To prevent the top tier from floating during encased burial, it is suggested that an intermediate spacer be used as a cap.
- Spacers are designed for use with plastic duct only.




**Repair Couplings, Swedge Couplings, = Call for Availability
5-Degree Couplings, Swedge Reducers, Caps, and End Bells**

	Item Number	Size	UPC Code	Pkg Qty	Pkg Wt (lbs.)	Price Per 100
Swedge Couplings						
DB 60 	61010150	1 1/2	20200	25	2.9	311.00
	61010200	2	20201	50	8.6	342.00
	61010300	3	20203	30	14.7	520.00
	61010400	4	20205	15	14.1	683.00
	61010500	5	20206	5	8.4	1,085.00
	61010600	6	20207	5	14.0	1,638.00
DB 120	81010200	2	22826	50	11.2	388.00
	81010250	2 1/2	23947	40	15.2	488.00
	81010300	3	22827	30	18.1	559.00
	81010400	4	22828	15	18.1	728.00
	81010500	5	22829	5	10.5	1,152.00
	81010600	6	22830	5	17.0	1,696.00
SCH 40	600201253	1 1/4	20115	50	9.5	541.00
	600202003	2	20118	50	18.7	548.00
	600202503	2 1/2	20121	25	21.8	586.50
	600203003	3	20123	20	23.5	936.00
	600204003	4	20125	15	31.0	1,823.00
	600205003	5	20127	5	13.7	2,169.00
600206003	6	20129	5	21.0	2,775.67	
C-Duct	74090400	4	21651	20	19.9	683.00
	87090400	T-C, US WEST	23364	20	19.9	683.00
	74080400	T-C Bell to Duct Bell	21650	15	16.8	740.00
	74070400	T-C Plain to Duct Bell	21648	30	23.8	803.00
GT - 8342	80010400	4	22780	15	16.8	706.00
Swedge Reducers - Spigot by Spigot + molded						
DB 120 	6148025020	2 1/2 x 2	20357	20	5.6	1,042.00
	6148030020	3 x 2	20358	40	24.8	1,076.79
	6148030025	3 x 2 1/2	20360	25	20.5	1,185.00
	6148040030	4 x 3	20363	50	32.6	1,310.43
	6148050040	5 x 4	20366	10	21.5	1,602.67
	6148060050	6 x 5	20368	5	15.3	2,748.00
SCH 40	+ 6146020010	2 x 1	20334	100	16.1	703.00
	+ 6146020015	2 x 1 1/2	20336	25	7.7	703.00
	6146025020	2 1/2 x 2	20338	20	9.9	1,967.75
	6146030020	3 x 2	20340	25	14.0	2,135.90
	6146030025	3 x 2 1/2	20342	20	17.7	2,142.69
	6146040030	4 x 3	20345	20	23.2	2,217.70
	6146050040	5 x 4	20347	10	16.5	2,306.48
	6146060050	6 x 5	20349	5	12.4	3,679.94
SCH 80	6147025020	2 1/2 x 2	20350	20	11.2	2,949.00
	6147030020	3 x 2	20351	25	14.1	3,204.00
	6147040030	4 x 3	20352	15	22.1	3,388.00
	6147050040	5 x 4	20353	10	21.5	3,458.00
6147060050	6 x 5	20354	5	16.6	3,567.00	

Repair Couplings, Swedge Couplings, 5-Degree Couplings, Swedge Reducers, Caps, and End Bells █ = Call for Availability


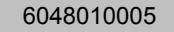
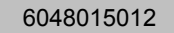
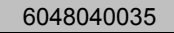

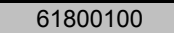
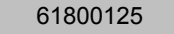
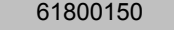
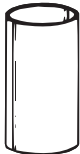

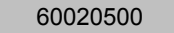
	Item Number	Size	UPC Code	Pkg Qty	Pkg Wt (lbs.)	Price Per 100
Repair Couplings (Slip Couplings)						
DB 60 	61020200	2	20209	30	4.5	581.90
	61020300	3	20210	25	9.8	803.97
	61020400	4	20211	25	18.9	815.95
	61020500	5	20212	5	7.4	972.67
	61020600	6	20213	5	12.5	1,457.34
C - Duct	74020400	4	21642	25	21.8	816.40
	87020400	US West	23694	25	24.9	1,292.00
GT - 8342	80020400	4	22783	25	22.4	844.00
SCH 40	61290200	2	20269	25	10.9	851.41
	61290250	2 1/2	20270	20	14.0	1,266.58
	61290300	3	20271	25	19.3	1,246.56
	61290400	4	20274	20	25.7	1,719.85
	61290500	5	20275	5	11.2	2,493.62
	61290600	6	20276	5	17.7	3,131.93
5 - Degree Couplings (Bell-by-Spigot)						
DB 120 	61190200	2	20262	50	10.9	811.88
	61190250	2 1/2	23699	25	9.5	820.00
	61190300	3	23676	25	15.8	1,046.13
	61190400	4	23677	15	17.6	1,237.51
	61190500	5	23678	8	16.3	1,353.89
	61190600	6	23717	6	20.4	1,386.22
C - Duct	74170400	4	21673	15	7.0	1,130.00
SCH 40	61180200	2	23878	50	18.4	1,390.00
	61180250	2 1/2	23845	25	18.2	1,556.00
	61180300	3	20258	25	27.6	2,069.00
	61180400	4	20259	15	28.0	2,459.00
	61180500	5	20260	8	21.3	2,781.00
	61180600	6	20261	5	21.0	2,538.00
5 - Degree Couplings (Bell-by-Bell)						
DB 60 	61170150	1 1/2	23945	30	4.0	441.00
	61170200	2	20253	50	9.0	794.75
	61170300	3	20254	25	13.1	847.00
	61170400	4	20255	15	14.1	1,060.98
	61170500	5	20256	8	13.4	1,199.37
	61170600	6	20257	6	16.8	1,719.97
C - Duct	74160400	4	21672	15	7.0	1,152.00
SCH 40	611803001	3	24010	25	31.1	2,363.00
	611804001	4	24009	15	29.5	2,810.00
	611805001	5	23888	8	23.5	3,164.00

**Repair Couplings, Swedge Couplings, = Call for Availability
5-Degree Couplings, Swedge Reducers, Caps, and End Bells**


	Item Number	Size	UPC Code	Pkg Qty	Pkg Wt (lbs.)	Price Per 100	
Caps							
	60460050	1/2	20163	100	4.0	140.99	
	60460075	3/4	20164	100	5.3	158.46	
	60460100	1	20165	75	7.5	177.26	
	60460125	1 1/4	20166	40	4.0	252.46	
	60460150	1 1/2	20167	30	6.0	299.45	
	60460200	2	20168	40	8.0	430.99	
	60460250	2 1/2	20169	40	10.6	934.62	
	60460300	3	20170	30	11.1	972.67	
	60460400	4	20172	30	17.2	2,025.02	
	60460500	5	20173	15	15.6	2,384.90	
60460600	6	20174	10	14.6	3,988.71		
Fabricated End Bells							
	DB 120	61490400	4	20376	15	13.7	1,002.00
		61490500	5	20377	10	16.3	1,624.00
	C - Duct	74510400	4	21737	20	19.5	1,185.00
Molded End Bells							
	61500075	3/4	20380	150	6.0	267.12	
	61500100	1	20381	50	3.0	299.19	
	61500125	1 1/4	20382	35	3.0	366.60	
	61500150	1 1/2	20383	50	5.0	366.60	
	61500200	2	20384	50	6.3	549.48	
	61500250	2 1/2	20385	10	1.5	598.91	
	61500300	3	20386	50	8.0	642.68	
	61500350	3 1/2	20387	40	10.0	706.44	
	61500400	4	20388	30	8.0	768.11	
	61500500	5	20389	15	6.0	1,203.32	
61500600	6	20390	10	5.0	1,319.30		

Reducer Bushings, Plugs with Pull Tabs, and Long Line Couplings (molded)

 = Call for Availability

	Item Number	Size	UPC Code	Pkg Qty	Pkg Wt (lbs.)	Price Per 100	
Reducer Bushings							
	6048007505	3/4 x 1/2	20180	100	2.0	97.53	
		6048010005	1 x 1/2	20182	100	2.5	218.78
	6048010007	1 x 3/4	20183	100	3.0	231.96	
	6048012510	1 1/4 x 1	20185	50	4.0	299.45	
	6048015010	1 1/2 x 1	20186	40	5.0	311.54	
		6048015012	1 1/2 x 1 1/4	20187	40	3.2	305.77
	6048020015	2 x 1 1/2	20189	25	2.5	367.71	
	6048025020	2 1/2 x 2	20190	15	4.1	1,211.25	
	6048030020	3 x 2	20191	25	7.5	1,293.16	
	6048030025	3 x 2 1/2	20192	15	4.5	1,474.82	
	6048040030	4 x 3	20193	25	8.8	1,642.21	
		6048040035	4 x 3 1/2	24191	15	5.3	1,747.00
Tapered Plugs with Pull Tab							
		61800100	1	20548	100	2.2	110.00
		61800125	1 1/4	24113	100	3.1	123.00
		61800150	1 1/2	23935	50	1.8	154.00
	61800200	2	20549	75	3.2	166.07	
	61800250	2 1/2	20550	100	11.0	193.00	
	61800300	3	20551	60	8.6	245.15	
	61800350	3 1/2	20552	50	5.0	267.00	
	61800400	4	20553	35	7.7	276.72	
	61800500	5	20554	40	12.3	374.31	
	61800600	6	20555	25	11.6	467.88	
Long Line Couplings (molded)							
		60020150	1 1/2	20116	50	11.4	751.98
	60020200	2	20117	25	6.8	471.98	
	60020250	2 1/2	20120	10	5.0	784.22	
	60020300	3	20122	10	6.9	1,435.36	
	60020400	4	20124	5	6.6	1,930.62	
		60020500	5	20126	4	8.0	3,974.00
	60020600	6	20128	4	16.0	5,004.38	

Cement ■ = Call for Availability

	Item Number	Size	UPC Code	Pkg Qty	Pkg Wt (lbs.)	Price Per 100
PVC Medium Cement						
	821202	Clear 1/2 Pts	23100	24	15.0	439.90
	821203	Clear Pts	23101	24	30.0	606.27
	821194	Clear Qts	23098	12	28.0	1,014.84
	821195	Clear Gal	23099	6	54.0	4,383.10
	821206	Gray Pts	23103	24	30.0	633.95
	821205	Gray Qts	23102	12	28.0	1,058.34
	821211	Gray Gal	23105	6	54.0	4,388.40
	821002	* Primer Pts	23067	24	30.0	694.00
	821001	* Primer Qts	23066	12	28.0	1,072.85
	821000	* Primer Gal	23065	6	50.0	3,928.00

PVC LO-VOC Medium Cement						
	822203	Clear Pts	23111	24	30.0	810.56
	822204	Clear Qts	23112	12	28.0	1,412.87
	821001	* Primer Qts	23066	12	28.0	1,072.85

* All Primer is LO-VOC

Average Number of Joints per Pint or Quart of Cement		
Nominal Pipe Size	No. of Joints per Pint	No. of Joints per Quart
1/2	175	350
3/4	150	300
1	100	200
1 1/4	85	170
1 1/2	75	150
2	40	80
2 1/2	35	70
3	30	60
3 1/2	28	56
4	25	50
5	18	36
6	12	24

Special Radius Elbows - Schedule 40

█ = Call for Availability

Belled End

UL Listed except where noted with *

	Item Number	Diameter (inches)	UPC Code	Pkg Qty	Pkg Wt (lbs.)	Price Per 100
90° 18" Radius						
	7590180075 █	3/4	22142	25	14.4	756.00
	7590180100	1	22143	25	22.4	872.00
	7590180125 █	1 1/4	22145	50	60.7	1,142.00
	7590180150	1 1/2	22146	50	72.5	1,254.00
	7590180200	2	22147	50	105.6	1,586.00
	7590180250 █	2 1/2	22150	50	167.5	2,076.00
	7590180300	3	22151	50	224.0	2,696.00
	Use std radius 15"	3 1/2				
	Use std radius 16"	4				
90° 24" Radius						
	7590240075 █	3/4	22160	25	19.2	613.00
	7590240100	1	22161	25	28.5	907.00
	7590240125	1 1/4	22164	50	77.2	1,188.00
	7590240150	1 1/2	22165	50	92.3	1,488.00
	7590240200	2	22167	50	136.6	1,879.00
	7590240250	2 1/2	22172	50	206.9	2,435.00
	7590240300	3	22173	50	289.9	3,152.00
	7590240350 █	3 1/2	22176	25	174.3	3,877.00
	7590240400	4	22177	25	206.5	4,908.00
	Use std radius 24"	5				
90° 30" Radius						
	7590300100	1	22185	25	34.7	946.00
	7590300125 █	1 1/4	22186	50	93.7	1,234.00
	7590300150	1 1/2	22187	50	112.0	1,554.00
	7590300200	2	22188	50	161.4	1,952.00
	7590300250	2 1/2	22189	50	261.0	2,532.00
	7590300300	3	22190	50	341.4	3,269.00
	7590300350	3 1/2	22191	25	209.2	4,020.00
	7590300400	4	22192	25	252.3	5,097.00
	7590300500 █	5	22194	20	273.4	8,602.00
	Use std radius 30"	6				
90° 36" Radius						
	7590360100	1	22198	25	40.8	1,044.00
	7590360125 █	1 1/4	22200	50	112.1	1,371.00
	7590360150	1 1/2	22201	50	131.8	1,723.00
	7590360200	2	22202	50	192.5	2,167.00
	7590360250	2 1/2	22209	50	310.3	2,793.00
	7590360300	3	22211	50	418.7	3,596.00
	7590360350 █	3 1/2	22214	25	247.9	4,437.00
	7590360400	4	22215	25	293.6	5,611.00
	7590360500	5	22218	20	333.1	9,410.00
	7590360600	6	22220	16	361.4	13,790.00
90° 48" Radius						
	7590480100 █	1	22224	25	54.0	1,162.00
	7590480125	1 1/4	22225	50	147.0	1,554.00
	7590480150	1 1/2	22226	50	175.7	1,945.00
	7590480200	2	22227	50	248.4	2,447.00
	7590480250 █	2 1/2	22229	50	403.9	3,184.00
	7590480300	3	22231	50	534.7	4,045.00
	7590480350 █	3 1/2	22233	25	321.5	4,992.00
	7590480400	4	22234	25	385.4	6,311.00
	7590480500	5	22236	20	412.6	10,310.00
	7590480600	6	22237	16	433.7	15,154.00

Larger radius and other degree bends available on request.

Orders for special radius elbows are noncancelable and nonreturnable.

Special Radius Elbows - Schedule 40

 = Call for Availability

Belled End


UL Listed except where noted with *

	Item Number	Diameter (inches)	UPC Code	Pkg Qty	Pkg Wt (lbs.)	Price Per 100
45° 18" Radius						
	7545180100	1	22004	25	12.9	844.00
	7545180150	1 1/2	22005	50	41.7	1,203.00
	7545180200	2	22006	50	62.1	1,520.00
	7545180250	2 1/2	22007	50	98.5	1,992.00
	7545180300	3	22008	50	141.7	2,601.00
	Use std radius 15"	3 1/2				
	Use std radius 16"	4				
45° 24" Radius						
	7545240075	3/4	22012	25	10.1	617.00
	7545240100	1	22013	25	15.6	864.00
	7545240125	1 1/4	22016	50	42.3	1,128.00
	7545240150	1 1/2	22017	50	49.5	1,417.00
	7545240200	2	22019	50	77.6	1,792.00
	7545240250	2 1/2	22024	50	123.2	2,338.00
	7545240300	3	22026	50	167.5	3,031.00
	7545240350	3 1/2	22029	25	100.7	3,722.00
	7545240400	4	22030	25	119.3	4,718.00
	Use std radius 24"	5				
45° 30" Radius						
	7545300200	2	22034	50	86.9	1,861.00
	7545300250	2 1/2	24146	50	145.3	2,421.00
	7545300300	3	22035	50	220.9	3,140.00
	7545300350	3 1/2	22036	25	120.1	3,861.00
	7545300400	4	22037	25	141.8	4,891.00
	7545300500	5	22038	20	159.1	8,329.00
	Use std radius 30"	6				
45° 36" Radius						
	7545360100	1	22040	25	22.3	990.00
	7545360125	1 1/4	22041	25	30.3	1,301.00
	7545360150	1 1/2	22043	50	72.5	1,640.00
	7545360200	2	22044	50	102.5	2,062.00
	7545360250	2 1/2	22047	50	172.4	2,671.00
	7545360300	3	22048	50	238.4	3,387.00
	7545360350	3 1/2	22050	25	135.6	4,167.00
	7545360400	4	22051	25	169.8	5,280.00
	7545360500	5	22054	20	179.0	9,097.00
	7545360600	6	22055	16	191.0	13,289.00
45° 48" Radius						
	7545480100	1	23909	25	28.1	1,107.00
	7545480125	1 1/4	24007	25	39.9	1,472.00
	7545480150	1 1/2	23873	50	95.4	1,854.00
	7545480200	2	22058	50	133.5	2,331.00
	7545480250	2 1/2	22059	50	217.0	3,009.00
	7545480300	3	22060	50	289.9	3,874.00
	7545480350	3 1/2	22061	25	174.3	4,780.00
	7545480400	4	22062	25	206.5	6,038.00
	7545480500	5	22064	20	233.7	9,948.00
	7545480600	6	22065	16	242.6	14,576.00
45° 150" Radius						
	75451500400	4	22000	25	550.5	12,759.00

Larger radius and other degree bends available on request.

Orders for special radius elbows are noncancelable and nonreturnable.

**Special Radius Elbows - Schedule 40
Belled End**

 = Call for Availability

UL Listed except where noted with *

	Item Number	Diameter (inches)	UPC Code	Pkg Qty	Pkg Wt (lbs.)	Price Per 100
30° 18" Radius						
	7530180200	2	21943	50	46.6	1,453.00
	7530180250	2 1/2	23795	50	77.5	1,909.00
	7530180300	3	21944	50	109.5	2,497.00
	Use std radius 15"	3 1/2				
	Use std radius 16"	4				
30° 24" Radius						
	7530240100	1	21946	25	11.6	823.00
	7530240150	1 1/2	21947	50	37.4	1,356.00
	7530240200	2	21948	50	52.8	1,709.00
	7530240250	2 1/2	21949	50	93.6	2,234.00
	7530240300	3	21950	50	128.9	2,903.00
	7530240350	3 1/2	23799	25	83.1	3,563.00
	7530240400	4	21951	25	105.5	4,524.00
	Use std radius 24"	5				
30° 30" Radius						
	7530300200	2	24136	50	64.2	1,778.00
	7530300300	3	23736	50	158.8	3,297.00
	7530300400	4	21953	25	123.0	4,691.00
	Use std radius 30"	6				
30° 36" Radius						
	7530360150	1 1/2	21954	50	52.3	1,564.00
	7530360200	2	21955	50	71.3	1,972.00
	7530360250	2 1/2	21956	50	123.2	2,552.00
	7530360300	3	21957	50	167.5	3,307.00
	7530360350	3 1/2	21958	25	100.7	4,068.00
	7530360400	4	21959	25	128.5	5,154.00
	7530360500	5	21960	20	133.9	8,738.00
	7530360600	6	21961	16	139.4	12,750.00
30° 48" Radius						
	7530480200	2	21962	50	93.2	2,227.00
	7530480250	2 1/2	21963	50	155.0	2,878.00
	7530480300	3	21964	50	206.0	3,708.00
	7530480400	4	21965	25	162.3	5,776.00
	7530480500	5	21966	20	169.0	9,545.00
	7530480600	6	21967	16	175.5	13,972.00

Larger radius and other degree bends available on request.

Orders for special radius elbows are noncancelable and nonreturnable.

**Special Radius Elbows - Schedule 40
Belled End**

█ = Call for Availability


UL Listed except where noted with *

	Item Number	Diameter (inches)	UPC Code	Pkg Qty	Pkg Wt (lbs.)	Price Per 100
22 1/2° 18" Radius						
	7522180100	1	21869	25	7.5	761.00
	7522180125	1 1/4	21870	50	20.2	1,003.00
	7522180150	1 1/2	21871	50	24.2	1,099.00
	7522180200	2	21872	50	40.4	1,391.00
	7522180250	2 1/2	21873	50	69.0	1,834.00
	7522180300	3	21874	50	90.2	2,400.00
	Use std radius 15"	3 1/2				
	Use std radius 16"	4				
22 1/2° 24" Radius						
	7522240100	1	21876	25	8.8	789.00
	7522240125	1 1/4	24109	25	13.3	1,031.00
	7522240150	1 1/2	21877	25	15.9	1,293.00
	7522240200	2	21878	50	43.5	1,632.00
	7522240250	2 1/2	21880	50	78.8	2,138.00
	7522240300	3	21881	50	103.1	2,780.00
	7522240350	3 1/2	21882	25	70.6	3,416.00
	7522240400	4	21883	25	98.4	4,338.00
	Use std radius 24"	5				
22 1/2° 30" Radius						
	7522300200	2	23801	50	49.6	1,701.00
	7522300300	3	21891	50	131.2	2,878.00
	7522300400	4	21892	25	98.4	4,497.00
	7522300500	5	21893	20	111.9	7,714.00
	Use std radius 30"	6				
22 1/2° 36" Radius						
	7522360100	1	23919	25	12.1	1,365.00
	7522360125	1 1/4	23920	25	18.1	1,425.00
	7522360150	1 1/2	21895	50	39.6	1,459.00
	7522360200	2	21896	50	59.0	1,882.00
	7522360250	2 1/2	21898	50	102.9	2,441.00
	7522360300	3	21899	50	151.9	3,161.00
	7522360350	3 1/2	21900	25	89.1	3,894.00
	7522360400	4	21901	25	105.5	4,839.00
	7522360500	5	21902	20	109.4	8,397.00
	7522360600	6	21903	16	113.7	12,238.00
22 1/2° 48" Radius						
	7522480200	2	21904	50	71.4	2,123.00
	7522480250	2 1/2	21905	50	123.2	2,746.00
	7522480300	3	21906	50	167.5	3,543.00
	7522480400	4	21907	25	119.3	5,527.00
	7522480500	5	21909	20	133.9	9,173.00
	7522480600	6	21910	16	139.4	13,407.00
22 1/2° 300" Radius						
	* 75223000400	4	21888	25	550.5	12,255.00
	* 75223000500	5	21889	20	596.6	15,311.00
	* 75223000600	6	21890	16	619.5	22,486.00

Larger radius and other degree bends available on request.

Orders for special radius elbows are noncancelable and nonreturnable.

**Special Radius Elbows - Schedule 40
Belled End**

 = Call for Availability

UL Listed except where noted with *

	Item Number	Diameter (inches)	UPC Code	Pkg Qty	Pkg Wt (lbs.)	Price Per 100
11 1/4°	Segments					
	* 7511000100	1	21780	25	19.0	1,325.00
	* 7511000150	1 1/2	21781	50	61.5	1,497.00
	* 7511000200	2	21782	45	78.2	2,026.00
	* 7511000250	2 1/2	21783	45	133.0	2,656.00
	* 7511000300	3	21784	45	179.7	3,556.00
	* 7511000400	4	21785	45	283.3	4,363.00
	* 7511000500	5	21786	45	407.7	6,020.00
	* 7511000600	6	21787	16	199.2	9,007.00
11 1/4°	18" Radius					
	* 7511180200	2	21800	50	28.0	1,388.00
	* 7511180250	2 1/2	21801	50	48.4	1,834.00
	* 7511180300	3	21802	50	64.4	2,397.00
	* 7511180400	4	21803	25	78.7	3,844.00
11 1/4°	36" Radius					
	* 7511360150	1 1/2	21810	50	24.2	1,486.00
	* 7511360200	2	21811	50	37.3	1,876.00
	* 7511360250	2 1/2	23733	50	67.8	2,441.00
	* 7511360300	3	21812	50	90.2	3,160.00
	* 7511360350	3 1/2	23802	25	62.3	3,889.00
	* 7511360400	4	21813	25	68.8	4,931.00
	* 7511360500	5	21814	20	74.6	8,397.00
	* 7511360600	6	21815	16	82.6	12,238.00
11 1/4°	48" Radius					
	* 7511480200	2	23703	50	45.8	2,123.00
	* 7511480300	3	21818	50	117.4	3,540.00
	* 7511480400	4	21819	25	78.0	5,526.00
	* 7511480500	5	21821	20	89.5	9,173.00
	* 7511480600	6	21822	16	92.9	13,407.00

Larger radius and other degree bends available on request.

Orders for special radius elbows are noncancelable and nonreturnable.

Special Radius Elbows - Schedule 80

 = Call for Availability

Plain End

UL Listed except where noted with *

	Item Number	Diameter (inches)	UPC Code	Pkg Qty	Pkg Wt (lbs.)	Price Per 100
90° 18" Radius						
	7290180100	1	21260	25	28.1	1,149.00
	7290180125	1 1/4	24050	25	39.3	1,317.00
	7290180150	1 1/2	21261	50	95.7	1,515.00
	7290180200	2	21262	50	132.0	1,971.00
90° 24" Radius						
	7290240075	3/4	21267	25	24.7	1,149.00
	7290240100	1	21268	25	36.4	1,266.00
	7290240125	1 1/4	21270	25	50.2	1,456.00
	7290240150	1 1/2	21271	50	121.8	1,677.00
	7290240200	2	21272	50	172.6	2,179.00
90° 30" Radius						
	7290300100	1	21280	25	44.2	1,357.00
	7290300125	1 1/4	24194	25	62.0	1,554.00
	7290300150	1 1/2	24039	50	150.4	1,788.00
	7290300200	2	21281	50	207.8	2,320.00
90° 36" Radius						
	7290360100	1	21286	25	51.9	1,442.00
	7290360125	1 1/4	21287	25	71.7	1,651.00
	7290360150	1 1/2	21288	50	176.9	2,056.00
	7290360200	2	21289	50	248.8	2,669.00
90° 48" Radius						
	7290480100	1	21301	25	69.2	1,796.00
	7290480125	1 1/4	21302	25	95.3	2,069.00
	7290480150	1 1/2	21303	50	231.4	2,382.00
	7290480200	2	21304	50	329.1	3,759.00
45° 18" Radius						
	7245180100	1	24195	25	15.6	1,086.00
	7245180125	1 1/4	24196	25	22.7	1,173.00
	7245180150	1 1/2	21204	50	55.0	1,344.00
	7245180200	2	21205	50	75.9	1,749.00
45° 24" Radius						
	7245240100	1	21207	25	19.9	1,125.00
	7245240125	1 1/4	24197	25	27.4	1,298.00
	7245240150	1 1/2	21208	50	66.7	1,495.00
	7245240200	2	21209	50	91.9	1,938.00
45° 36" Radius						
	7245360100	1	21214	25	28.5	1,279.00
	7245360125	1 1/4	24198	25	39.3	1,469.00
	7245360150	1 1/2	21215	50	95.7	1,834.00
	7245360200	2	21216	50	132.0	2,376.00

Larger radius and other degree bends available on request.

Orders for special radius elbows are noncancelable and nonreturnable.

PW Pipe

Special Radius Elbows - Schedule 80 Belled End

= Call for Availability

UL Listed except where noted with *

	Item Number	Diameter (inches)	UPC Code	Pkg Qty	Pkg Wt (lbs.)	Price Per 100
90° 18" Radius						
	7690180250	2 1/2	22432	50	208.0	3,230.00
	7690180300	3	22433	50	278.4	4,882.00
	Use std radius 16"	4				
90° 24" Radius						
	7690240250	2 1/2	22440	50	269.2	3,550.00
	7690240300	3	22442	50	368.5	5,345.00
	7690240400	4	22443	25	269.3	7,068.00
	Use std radius 24"	5				
90° 30" Radius						
	7690300250	2 1/2	24202	50	329.2	4,056.00
	7690300300	3	22448	50	442.2	5,684.00
	7690300400	4	22449	25	323.1	7,499.00
	7690300500	5	22450	20	371.7	12,028.00
	Use std radius 30"	6				
90° 36" Radius						
	7690360250	2 1/2	22456	50	385.4	4,287.00
	7690360300	3	22458	50	515.8	6,461.00
	7690360400	4	22460	25	382.9	8,510.00
	7690360500	5	22462	20	451.4	13,548.00
	7690360600	6	22464	16	482.0	19,898.00
90° 48" Radius						
	7690480250	2 1/2	22470	50	495.5	5,919.00
	7690480300	3	22471	50	671.4	8,902.00
	7690480400	4	22472	25	496.6	11,682.00
	7690480500	5	22474	20	557.6	18,306.00
	7690480600	6	22475	16	613.4	20,767.00
45° 18" Radius						
	7645180250	2 1/2	22366	50	122.4	2,911.00
	7645180300	3	22367	50	172.0	4,392.00
	Use std radius 16"	4				
45° 24" Radius						
	7645240250	2 1/2	22370	50	152.9	3,191.00
	7645240300	3	22372	50	212.9	4,809.00
	7645240400	4	22373	25	167.5	6,363.00
	Use std radius 24"	5				
45° 30" Radius						
	7645300300	3	22378	50	253.8	5,104.00
	7645300400	4	22379	25	185.5	6,748.00

Larger radius and other degree bends available on request.

Orders for special radius elbows are noncancelable and nonreturnable.

Special Radius Elbows - Schedule 80				█ = Call for Availability		
Belled End				UL Listed except where noted with *		
	Item Number	Diameter (inches)	UPC Code	Pkg Qty	Pkg Wt (lbs.)	Price Per 100
45°	36" Radius					
	7645360250	2 1/2	22382	50	208.0	3,850.00
	7645360300	3	22384	50	286.6	5,809.00
	7645360400	4	22385	25	215.4	7,649.00
	7645360500	5	22386	20	238.3	12,257.00
	7645360600	6	22387	16	291.0	17,973.00
45°	48" Radius					
	7645480250	2 1/2	23910	50	268.2	5,299.00
	7645480300	3	22391	50	368.5	7,975.00
	7645480400	4	22393	25	275.2	10,474.00
	7645480500	5	22394	20	305.4	16,492.00
	7645480600	6	22395	16	336.0	18,744.00
30°	24" Radius					
	7630240300	3	23985	50	163.2	4,589.00
	7630240400	4	22328	25	119.5	6,082.00
	Use std radius 24"	5				
30°	30" Radius					
	7630300250	2 1/2	23946	50	134.1	3,230.00
	7630300300	3	22330	50	187.7	4,869.00
	7630300400	4	22331	25	137.6	6,448.00
30°	36" Radius					
	7630360300	3	22333	50	212.9	5,534.00
	7630360400	4	22334	25	161.6	7,303.00
	7630360500	5	22335	20	172.6	11,735.00
	7630360600	6	22336	16	204.5	17,190.00
30°	48" Radius					
	7630480300	3	22338	50	262.0	7,597.00
	7630480400	4	22339	25	197.5	9,985.00
22 1/2°	24" Radius					
	7622240250	2 1/2	22291	50	97.6	2,911.00
	7622240300	3	22292	50	131.0	4,386.00
	7622240400	4	22293	25	101.7	5,814.00
22 1/2°	36" Radius					
	7622360250	2 1/2	22303	50	122.4	3,504.00
	7622360300	3	22304	50	171.2	5,280.00
	7622360400	4	22305	25	137.6	6,977.00
	7622360500	5	22306	20	179.2	11,245.00
	7622360600	6	22307	16	168.0	16,453.00
22 1/2°	48" Radius					
	7622480300	3	22310	50	212.9	7,244.00
	7622480400	4	22311	25	167.5	9,522.00
	7622480500	5	23732	20	185.9	15,070.00
	7622480600	6	22312	16	203.7	17,144.00

PW Pipe

Special Radius Elbows - DB60

= Call for Availability

Belled End

Conforms to NEMA TC 9

	Item Number	Diameter (inches)	UPC Code	Pkg Qty	Pkg Wt (lbs.)	Price Per 100
90° 18" Radius						
	7390180200	2	21573	50	49.5	787.00
	7390180300	3	21574	50	117.5	1,280.00
90° 24" Radius						
	7390240200	2	21580	50	64.5	889.00
	7390240300	3	21582	50	150.1	1,476.00
	7390240400	4	21584	25	126.5	1,898.00
	7390240600	6	21586	16	186.7	4,525.00
90° 36" Radius						
	7390360200	2	21597	50	93.0	927.00
	7390360300	3	21600	50	212.1	1,271.00
	7390360400	4	21603	25	177.7	1,804.00
	7390360500	5	21605	20	220.4	2,805.00
	7390360600	6	21606	16	257.7	4,614.00
90° 48" Radius						
	7390480200	2	21609	50	121.5	1,206.00
	7390480300	3	21610	50	270.8	2,006.00
	7390480400	4	21612	25	228.8	2,352.00
	7390480500	5	21613	20	282.9	3,771.00
	7390480600	6	21614	16	328.7	5,259.00
90° 60" Radius						
	7390600200	2	21616	50	150.0	1,955.00
	7390600300	3	21617	50	332.8	2,621.00
	7390600400	4	21619	25	277.3	3,325.00
	7390600500	5	21621	20	345.5	4,609.00
	7390600600	6	21622	16	399.6	6,949.00
90° 150" Radius						
	73901500200	2	21563	25	180.0	4,129.00
	73901500300	3	21564	25	391.5	5,866.00
	73901500400	4	21565	12	310.1	8,101.00
	73901500500	5	21566	10	394.8	11,029.00
	73901500600	6	21567	8	448.2	16,481.00
90° 300" Radius						
	73903000200	2	21587	12	172.8	11,564.00
	73903000300	3	21588	12	375.8	11,844.00
	73903000400	4	21589	6	310.1	15,777.00
	73903000500	5	21590	5	394.8	21,721.00
	73903000600	6	21591	4	448.2	31,799.00

Larger radius and other degree bends available on request.

Orders for special radius elbows are noncancelable and nonreturnable.

Special Radius Elbows - DB60				█ = Call for Availability		
Belled End				Conforms to NEMA TC 9		
	Item Number	Diameter (inches)	UPC Code	Pkg Qty	Pkg Wt (lbs.)	Price Per 100
45° 18" Radius						
	7345180200	2	21497	50	30.0	744.00
	7345180300	3	21498	50	68.3	936.00
	7345180400	4	21499	25	58.9	1,188.00
45° 24" Radius						
	7345240200	2	21502	50	37.5	820.00
	7345240300	3	21503	50	88.1	1,163.00
	7345240400	4	21504	25	75.4	1,293.00
	7345240500	5	21505	20	91.8	2,154.00
45° 36" Radius						
	7345360200	2	21515	50	51.0	971.00
	7345360300	3	21517	50	117.5	1,150.00
	7345360400	4	21520	25	99.6	1,251.00
	7345360500	5	21522	20	128.3	1,970.00
	7345360600	6	21523	16	149.4	4,084.00
45° 48" Radius						
	7345480200	2	21526	50	64.5	1,005.00
	7345480300	3	21527	50	146.3	1,279.00
	7345480400	4	21529	25	123.1	1,609.00
	7345480500	5	21530	20	153.8	3,800.00
	7345480600	6	21531	16	186.7	5,063.00
45° 60" Radius						
	7345600300	3	21534	50	179.4	2,070.00
	7345600400	4	21535	25	150.7	2,588.00
	7345600500	5	21537	20	187.0	3,134.00
	7345600600	6	21538	16	220.4	5,195.00
45° 150" Radius						
	73451500200	2	21486	50	180.0	2,627.00
	73451500300	3	21487	50	391.5	2,945.00
	73451500400	4	21488	25	323.0	3,749.00
	73451500500	5	21489	20	394.8	5,195.00
	73451500600	6	21490	16	448.2	8,684.00
45° 300" Radius						
	73453000300	3	21506	25	391.5	6,621.00
	73453000400	4	21507	12	310.1	8,201.00
	73453000500	5	21508	10	394.8	10,827.00
	73453000600	6	21509	8	448.2	15,894.00
22 1/2° 18" Radius						
	7322180200	2	21392	50	19.5	777.00
	7322180300	3	21393	50	49.0	981.00
22 1/2° 24" Radius						
	7322240200	2	21397	50	21.0	851.00
	7322240300	3	21398	50	55.3	985.00
	7322240400	4	21399	25	45.8	1,380.00
	7322240500	5	21400	20	115.1	2,069.00

Larger radius and other degree bends available on request.

Orders for special radius elbows are noncancelable and nonreturnable.

Special Radius Elbows - DB60

Belled End

 = Call for Availability

Conforms to NEMA TC 9

	Item Number	Diameter (inches)	UPC Code	Pkg Qty	Pkg Wt (lbs.)	Price Per 100
22 1/2° 36" Radius						
	7322360200	2	21411	50	33.0	905.00
	7322360300	3	21412	50	71.8	1,056.00
	7322360400	4	21414	25	61.9	1,300.00
	7322360500	5	21415	20	88.8	2,057.00
	7322360600	6	21416	16	97.1	4,009.00
22 1/2° 48" Radius						
	7322480300	3	21421	50	84.5	1,283.00
	7322480400	4	21422	25	72.2	1,468.00
	7322480500	5	21423	20	92.1	3,128.00
	7322480600	6	21424	16	123.2	4,144.00
22 1/2° 60" Radius						
	7322600200	2	21425	50	43.5	1,699.00
	7322600300	3	21426	50	101.4	1,914.00
	7322600400	4	21427	25	88.8	1,926.00
	7322600500	5	21428	20	108.2	2,634.00
	7322600600	6	21429	16	138.2	4,417.00
22 1/2° 150" Radius						
	73221500200	2	21385	50	96.0	2,650.00
	73221500300	3	21386	50	215.3	2,821.00
	73221500400	4	21387	25	179.2	2,943.00
	73221500500	5	21388	20	227.0	3,549.00
	73221500600	6	21389	16	265.2	5,563.00
22 1/2° 300" Radius						
	73223000200	2	21401	50	180.0	3,064.00
	73223000300	3	21402	50	391.5	3,138.00
	73223000400	4	21403	25	323.0	4,181.00
	73223000500	5	21404	20	394.8	5,430.00
	73223000600	6	21405	16	448.2	8,589.00
11 1/4° 24" Radius						
	7311240200	2	23697	50	14.7	851.00
	7311240300	3	23698	50	41.4	985.00
	7311240400	4	21342	25	34.8	1,268.00
	7311240500	5	21343	20	57.7	2,069.00
11 1/4° 36" Radius						
	7311360200	2	21352	50	18.0	922.00
	7311360300	3	21353	50	45.5	1,056.00
	7311360400	4	21354	25	40.1	1,316.00
	7311360500	5	21355	20	55.8	2,097.00
	7311360600	6	21356	16	70.8	4,085.00
11 1/4° 48" Radius						
	7311480400	4	21360	25	48.2	1,496.00
	7311480500	5	21361	20	65.8	2,244.00
	7311480600	6	21362	16	80.2	4,223.00

Larger radius and other degree bends available on request.

Orders for special radius elbows are noncancelable and nonreturnable.

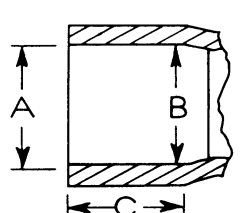
Special Radius Elbows - DB60

 = Call for Availability

Belled End

Conforms to NEMA TC 9

	Item Number	Diameter (inches)	UPC Code	Pkg Qty	Pkg Wt (lbs.)	Price Per 100
11 1/4° 60" Radius						
	7311600400	4	21364	25	53.5	1,926.00
	7311600500	5	21365	20	68.9	2,582.00
	7311600600	6	21366	16	85.7	4,417.00
11 1/4° 150" Radius						
	73111500200	2	21332	50	51.0	2,701.00
	73111500300	3	21333	50	120.7	2,769.00
	73111500400	4	21334	25	105.0	2,943.00
	73111500500	5	21335	20	131.6	3,549.00
	73111500600	6	21336	16	156.9	5,460.00
11 1/4° 300" Radius						
	73113000200	2	21344	50	96.0	3,122.00
	73113000300	3	21345	50	215.3	3,197.00
	73113000400	4	21346	25	179.2	4,261.00
	73113000500	5	21347	20	230.3	5,864.00
	73113000600	6	21348	16	261.0	8,589.00
11 1/4° Segments - DB60						
	7311000200	2	21321	45	40.5	1,754.00
	7311000300	3	21322	45	88.1	1,832.00
	7311000400	4	21323	45	145.4	2,533.00
	7311000500	5	21324	45	222.1	2,830.00
	7311000600	6	21325	16	134.4	4,268.00

Integral Belled End Dimensions - Duct				
	Nominal Size (inches)	Avg. "A" (inches)	Avg. "B" (inches)	Avg. "C" (in.) (+/- .125)
	1	1.331	1.331	1.125
	1 1/2	1.921	1.921	1.500
	2	2.400	2.400	1.875
	3	3.538	3.538	3.000
	3 1/2	4.041	4.041	3.250
	4	4.544	4.544	3.500
	5	5.614	5.614	4.125
	6	6.687	6.687	5.125
	4" C-Duct	4.380	4.380	3.250 (+/- .250)

Larger radius and other degree bends available on request.

Orders for special radius elbows are noncancelable and nonreturnable.

PW Pipe

Special Radius Duct Sweeps - DB100

Belled End

 = Call for Availability

Conforms to NEMA TC 9

	Item Number	Diameter (inches)	UPC Code	Pkg Qty	Pkg Wt (lbs.)	Price Per 100
90° 18" Radius						
	7990180300	3	22751	50	130.4	1,086.00
90° 24" Radius						
	7990240300	3	22756	50	181.2	1,148.00
	7990240400	4	22757	25	144.9	1,816.00
90° 36" Radius						
	7990360300	3	22764	50	238.4	1,441.00
	7990360400	4	22765	25	208.7	2,046.00
	7990360500	5	22766	20	253.4	3,177.00
	7990360600	6	22768	16	297.0	5,714.00
90° 48" Radius						
	7990480300	3	22770	50	334.1	2,272.00
	7990480400	4	22771	25	268.8	2,669.00
	7990480500	5	22772	20	331.7	4,266.00
	7990480600	6	22773	16	380.3	6,480.00
90° 60" Radius						
	7990600300	3	24087	50	380.0	3,185.00
	7990600400	4	22774	25	321.3	3,761.00
	7990600500	5	22775	20	399.4	5,215.00
	7990600600	6	22777	16	467.7	7,867.00
90° 150" Radius						
	79901500300	3	22746	25	483.0	6,640.00
	79901500400	4	22747	12	364.3	9,169.00
	79901500500	5	22748	10	462.8	12,483.00
	79901500600	6	24049	5	372.9	21,537.00
90° 300" Radius						
	79903000400	4	22758	6	364.3	17,860.00
	79903000500	5	22759	5	462.8	24,587.00
	79903000600	6	22760	4	524.5	36,014.00
45° 18" Radius						
	7945180300	3	22724	50	84.6	1,062.00
45° 24" Radius						
	7945240300	3	22726	50	104.7	1,091.00
	7945240400	4	22727	25	85.1	1,461.00
45° 36" Radius						
	7945360300	3	22731	50	134.1	1,125.00
	7945360400	4	22732	25	116.6	1,419.00
	7945360500	5	22733	20	150.4	2,232.00
	7945360600	6	22734	16	174.7	4,620.00
45° 48" Radius						
	7945480300	3	22735	50	181.2	1,451.00
	7945480400	4	22736	25	150.0	1,823.00
	7945480500	5	22737	20	180.5	2,687.00
	7945480600	6	24008	16	218.5	5,322.00

Larger radius and other degree bends available on request.

Orders for special radius elbows are noncancelable and nonreturnable.

Special Radius Duct Sweeps - DB100

 = Call for Availability

Belled End

Conforms to NEMA TC 9

	Item Number	Diameter (inches)	UPC Code	Pkg Qty	Pkg Wt (lbs.)	Price Per 100
45° 60" Radius						
	7945600400	4	22738	25	173.3	2,928.00
	7945600500	5	22739	20	218.9	3,549.00
	7945600600	6	22740	16	257.7	5,848.00
45° 150" Radius						
	79451500300	3	22720	50	483.0	3,334.00
	79451500400	4	22721	25	379.5	4,246.00
	79451500500	5	22722	20	462.8	5,879.00
	79451500600	6	22723	16	524.5	9,830.00
45° 300" Radius						
	79453000400	4	22729	12	364.3	9,283.00
	79453000500	5	22730	10	462.8	12,114.00
	79453000600	6	23806	8	524.5	18,009.00
22 1/2° 18" Radius						
	7922180400	4	23879	25	50.6	1,355.00
22 1/2° 24" Radius						
	7922240400	4	22688	25	53.8	1,355.00
22 1/2° 36" Radius						
	7922360300	3	22694	50	82.0	1,105.00
	7922360400	4	22695	25	72.7	1,381.00
	7922360500	5	22696	20	92.6	2,198.00
	7922360600	6	22697	16	113.6	4,277.00
22 1/2° 48" Radius						
	7922480300	3	22701	50	104.7	1,346.00
	7922480400	4	22702	25	88.6	1,571.00
	7922480500	5	22703	20	111.8	2,349.00
	7922480600	6	23844	16	135.5	4,380.00
22 1/2° 60" Radius						
	7922600400	4	22704	25	100.8	2,051.00
	7922600500	5	22705	20	142.7	4,000.00
	7922600600	6	22706	16	152.9	4,633.00
22 1/2° 150" Radius						
	79221500300	3	22680	50	265.7	2,955.00
	79221500400	4	22681	25	215.1	3,145.00
	79221500500	5	22682	20	261.1	3,722.00
	79221500600	6	23865	16	310.3	5,836.00
22 1/2° 300" Radius						
	79223000300	3	23856	50	447.0	3,479.00
	79223000400	4	22690	25	379.5	4,465.00
	79223000500	5	22691	20	462.8	6,147.00
	79223000600	6	22692	16	524.5	9,004.00

Larger radius and other degree bends available on request.

Orders for special radius elbows are noncancelable and nonreturnable.

PW Pipe

Special Radius Duct Sweeps - DB100 Belled End

 = Call for Availability

Conforms to NEMA TC 9

	Item Number	Diameter (inches)	UPC Code	Pkg Qty	Pkg Wt (lbs.)	Price Per 100
11 1/4° 18" Radius						
	7911180400	4	23864	25	50.6	1,352.00
11 1/4° 24" Radius						
	7911240300	3	22657	50	44.7	1,054.00
	7911240400	4	22658	25	47.4	1,352.00
11 1/4° 36" Radius						
	7911360300	3	22661	50	55.9	1,107.00
	7911360400	4	22662	25	56.9	1,381.00
	7911360500	5	22663	20	77.1	2,199.00
	7911360600	6	22664	16	83.0	4,279.00
11 1/4° 48" Radius						
	7911480400	4	22667	25	56.9	1,568.00
	7911480500	5	22668	20	77.1	2,355.00
	7911480600	6	22669	16	91.8	4,431.00
11 1/4° 60" Radius						
	7911600400	4	22670	25	63.0	1,837.00
	7911600500	5	22671	20	80.6	2,759.00
	7911600600	6	22672	16	113.6	4,627.00
11 1/4° 150" Radius						
	79111500300	3	22650	50	148.9	2,957.00
	79111500400	4	22651	25	117.0	3,145.00
	79111500500	5	22652	20	154.3	3,721.00
11 1/4° 300" Radius						
	79113000400	4	22659	25	215.1	4,467.00
	79113000500	5	22660	20	266.1	6,145.00
11 1/4° Segments - DB100						
	7911000300	3	22645	45	112.3	1,777.00
	7911000400	4	22646	45	170.8	2,370.00
	7911000500	5	22647	45	260.3	2,744.00
	7911000600	6	22649	45	442.5	4,274.00

Larger radius and other degree bends available on request.

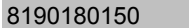


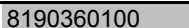
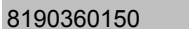

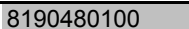
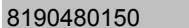

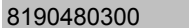
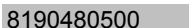

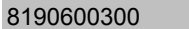
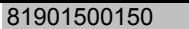
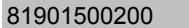
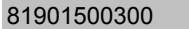
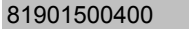
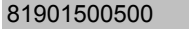
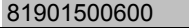
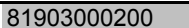
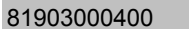
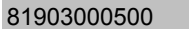
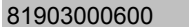
Orders for special radius elbows are noncancelable and nonreturnable.

Special Radius Duct Sweeps - DB120

 = Call for Availability

Belled End

Conforms to NEMA TC 9

	Item Number	Diameter (inches)	UPC Code	Pkg Qty	Pkg Wt (lbs.)	Price Per 100
90°	18" Radius					
	8190180100	1	23009	25	10.9	620.00
	 8190180150	1 1/2	23010	50	38.5	875.00
	8190180200	2	23011	50	63.5	946.00
	 8190180300	3	23012	50	144.9	1,155.00
90°	24" Radius					
	8190240100	1	23018	25	15.8	627.00
	8190240150	1 1/2	23019	50	50.1	888.00
	8190240200	2	23020	50	80.3	1,071.00
	 8190240250	2 1/2	23022	50	122.3	1,175.00
	8190240300	3	23023	50	181.2	1,220.00
	8190240400	4	23024	25	157.3	1,925.00
90°	36" Radius					
	 8190360100	1	23034	25	22.0	822.00
	 8190360150	1 1/2	23035	50	72.7	927.00
	8190360200	2	23036	50	115.8	1,116.00
	 8190360250	2 1/2	24043	50	173.9	1,472.00
	8190360300	3	23037	50	261.6	1,527.00
	8190360400	4	23038	25	224.2	2,174.00
	8190360500	5	23041	20	273.2	3,745.00
	8190360600	6	23042	16	312.1	5,541.00
90°	48" Radius					
	 8190480100	1	23045	25	28.6	854.00
	 8190480150	1 1/2	23046	50	95.3	1,208.00
	 8190480200	2	23047	50	151.2	1,587.00
	 8190480300	3	23049	50	338.1	2,415.00
	8190480400	4	23050	25	284.4	2,839.00
	 8190480500	5	23053	20	350.7	5,061.00
	8190480600	6	23054	16	393.6	7,041.00
90°	60" Radius					
	 8190600200	2	23055	50	184.8	2,069.00
	 8190600300	3	23056	50	410.6	3,152.00
	8190600400	4	23057	25	344.6	3,994.00
	8190600500	5	23058	20	424.1	6,020.00
	8190600600	6	23059	16	484.1	8,347.00
90°	150" Radius					
	 81901500150	1 1/2	23002	25	143.0	3,441.00
	 81901500200	2	23003	25	224.0	5,351.00
	 81901500300	3	23004	25	483.0	7,039.00
	 81901500400	4	23005	12	385.4	9,749.00
	 81901500500	5	23006	10	489.4	13,234.00
	 81901500600	6	23007	8	542.9	20,841.00
90°	300" Radius					
	 81903000200	2	23025	12	215.0	9,913.00
	 81903000400	4	23026	6	385.4	18,932.00
	 81903000500	5	23028	5	488.2	26,066.00
	 81903000600	6	23029	4	542.9	38,172.00

Larger radius and other degree bends available on request.

Orders for special radius elbows are noncancelable and nonreturnable.

Special Radius Duct Sweeps - DB120				= Call for Availability		
Belled End				Conforms to NEMA TC 9		
	Item Number	Diameter (inches)	UPC Code	Pkg Qty	Pkg Wt (lbs.)	Price Per 100
45° 18" Radius						
	8145180100	1	22949	25	6.0	554.00
	8145180150	1 1/2	22950	50	21.5	744.00
	8145180200	2	22951	50	35.5	900.00
	8145180300	3	22952	50	88.5	1,129.00
45° 24" Radius						
	8145240100	1	22956	25	8.4	588.00
	8145240150	1 1/2	22958	50	27.4	822.00
	8145240200	2	22959	50	46.7	986.00
	8145240250	2 1/2	23938	50	70.7	1,136.00
	8145240300	3	22961	50	108.7	1,162.00
	8145240400	4	22962	25	93.7	2,107.00
	8145240500	5	23744	20	118.3	2,584.00
45° 36" Radius						
	8145360100	1	22968	25	11.4	731.00
	8145360150	1 1/2	22970	50	39.4	868.00
	8145360200	2	22971	50	63.5	1,043.00
	8145360250	2 1/2	23962	50	97.8	1,148.00
	8145360300	3	22972	50	144.9	1,195.00
	8145360400	4	22973	25	123.8	1,508.00
	8145360500	5	22974	20	159.1	2,551.00
	8145360600	6	22975	16	181.0	4,908.00
45° 48" Radius						
	8145480100	1	23780	25	15.0	803.00
	8145480200	2	22976	50	80.3	1,208.00
	8145480300	3	22977	50	181.1	1,540.00
	8145480400	4	22978	25	153.0	1,938.00
	8145480500	5	22979	20	191.7	3,704.00
	8145480600	6	22980	16	226.2	6,082.00
45° 60" Radius						
	8145600200	2	22981	50	97.1	1,677.00
	8145600300	3	22982	50	221.4	1,984.00
	8145600400	4	22983	25	187.4	3,106.00
	8145600500	5	22984	20	232.5	3,765.00
	8145600600	6	22985	16	266.9	6,207.00
45° 150" Radius						
	81451500150	1 1/2	22941	50	143.0	2,447.00
	81451500200	2	22942	50	224.0	3,153.00
	81451500300	3	22943	50	483.0	3,533.00
	81451500400	4	22944	25	401.5	4,498.00
	81451500500	5	22946	20	489.4	6,234.00
	81451500600	6	22947	16	542.9	10,421.00
45° 300" Radius						
	81453000400	4	22963	12	385.4	9,842.00
	81453000500	5	22964	10	489.4	12,713.00

Larger radius and other degree bends available on request.

Orders for special radius elbows are noncancelable and nonreturnable.

Special Radius Duct Sweeps - DB120				█ = Call for Availability		
Belled End				Conforms to NEMA TC 9		
	Item Number	Diameter (inches)	UPC Code	Pkg Qty	Pkg Wt (lbs.)	Price Per 100
22 1/2° 18" Radius						
	8122180100	1	22875	25	3.5	522.00
	8122180150	1 1/2	22876	50	13.1	679.00
	8122180200	2	22877	50	22.4	990.00
	8122180300	3	22878	50	67.2	1,116.00
	8122180400	4	22879	25	58.7	1,383.00
22 1/2° 24" Radius						
	8122240100	1	22881	25	4.8	574.00
	8122240150	1 1/2	22882	50	16.7	803.00
	8122240200	2	22883	50	28.0	966.00
	8122240300	3	22884	50	68.4	1,116.00
	8122240400	4	22885	25	60.2	1,442.00
	8122240500	5	23751	20	81.6	2,303.00
22 1/2° 36" Radius						
	8122360100	1	22895	50	12.5	792.00
	8122360200	2	22896	50	41.1	1,032.00
	8122360300	3	22897	50	88.6	1,173.00
	8122360400	4	22898	25	87.0	1,469.00
	8122360500	5	22899	20	97.9	2,337.00
	8122360600	6	22900	16	117.6	4,543.00
22 1/2° 48" Radius						
	8122480200	2	22902	50	48.7	1,083.00
	8122480300	3	22903	50	112.5	1,429.00
	8122480400	4	22904	25	93.7	1,664.00
	8122480500	5	22905	20	118.3	2,500.00
	8122480600	6	22906	16	140.2	4,698.00
22 1/2° 60" Radius						
	8122600200	2	22907	50	54.2	1,638.00
	8122600300	3	22908	50	124.8	1,515.00
	8122600400	4	22909	25	110.4	1,695.00
	8122600500	5	22910	20	138.7	2,923.00
	8122600600	6	22911	16	167.4	4,914.00
22 1/2° 150" Radius						
	81221500150	1 1/2	22871	50	75.1	2,353.00
	81221500200	2	22872	50	119.5	2,999.00
	81221500300	3	23742	50	264.7	3,134.00
	81221500400	4	24097	25	221.6	3,333.00
	81221500500	5	22873	20	281.4	3,948.00
22 1/2° 300" Radius						
	81223000100	1	22886	25	44.0	2,408.00
	81223000150	1 1/2	22887	50	143.0	2,754.00
	81223000200	2	22888	50	224.0	3,470.00
	81223000300	3	23714	50	474.0	3,557.00
	81223000400	4	22889	25	401.5	4,733.00
	81223000500	5	23704	20	489.4	6,519.00
	81223000600	6	22891	16	588.1	10,424.00

Larger radius and other degree bends available on request.

Orders for special radius elbows are noncancelable and nonreturnable.

PW Pipe

Special Radius Duct Sweeps - DB120

 = Call for Availability

Belled End

Conforms to NEMA TC 9

	Item Number	Diameter (inches)	UPC Code	Pkg Qty	Pkg Wt (lbs.)	Price Per 100
11 1/4° 24" Radius						
	8111240100	1	23934	25	3.3	574.00
	8111240200	2	22845	50	18.7	966.00
	8111240300	3	22846	50	48.3	1,116.00
	8111240400	4	22847	25	45.6	1,442.00
11 1/4° 36" Radius						
	8111360200	2	22848	50	22.4	1,032.00
	8111360300	3	22849	50	60.4	1,173.00
	8111360400	4	22850	25	53.5	1,469.00
	8111360500	5	22851	20	73.4	2,337.00
	8111360600	6	22852	16	86.0	4,543.00
11 1/4° 48" Radius						
	8111480200	2	22853	50	28.0	1,083.00
	8111480400	4	22854	25	61.9	1,664.00
	8111480500	5	23831	20	81.6	2,700.00
	8111480600	6	22855	16	99.5	4,698.00
11 1/4° 60" Radius						
	8111600200	2	22856	50	31.8	1,638.00
	8111600300	3	23819	50	79.0	1,668.00
	8111600400	4	22857	25	66.9	1,695.00
	8111600500	5	22858	20	89.7	2,923.00
	8111600600	6	22859	16	108.6	4,914.00
11 1/4° 150" Radius						
	81111500150	1 1/2	23858	50	39.6	2,130.00
	81111500200	2	23812	50	63.3	3,000.00
	81111500300	3	23813	50	146.2	3,140.00
	81111500400	4	22843	25	127.2	3,333.00
	81111500500	5	22844	20	163.1	3,948.00
	81111500600	6	23756	16	190.0	6,187.00
11 1/4° 300" Radius						
	81113000600	6	23961	16	321.2	9,545.00
11 1/4° Segments - DB120						
	8111000300	3	22837	45	110.2	1,979.00
	8111000400	4	22838	45	180.7	2,535.00
	8111000500	5	23983	45	312.0	3,571.00
	8111000600	6	22839	16	162.9	4,712.00

Larger radius and other degree bends available on request.

Orders for special radius elbows are noncancelable and nonreturnable.

Special Radius Sweeps - Type C Duct

= Call for Availability

Belled End

Conforms to Pacific Bell Specifications: PTS-77

	Item Number	Diameter (inches)	UPC Code	Pkg Qty	Pkg Wt (lbs.)	Price Per 100
90°						
24" Radius	7490240400	4	21757	25	149.4	1,836.00
30" Radius	7490300400	4	21762	25	177.4	2,786.00
36" Radius	7490360400	4	21764	25	208.6	2,043.00
48" Radius	7490480400	4	21771	25	267.7	2,666.00
60" Radius	7490600400	4	21774	25	326.8	3,761.00
150" Radius	74901500400	4	21748	12	358.6	8,705.00
45°						
24" Radius	7445240400	4	21720	25	90.3	1,482.00
36" Radius	7445360400	4	21722	25	121.4	1,624.00
48" Radius	7445480400	4	21724	25	149.4	1,796.00
60" Radius	7445600400	4	21725	25	171.2	2,925.00
150" Radius	74451500400	4	21714	25	373.5	4,353.00
300" Radius	74453000400	4	21721	12	358.6	9,304.00
30°						
36" Radius	7430360400	4	21699	25	90.3	1,444.00
48" Radius	7430480400	4	21701	25	108.9	2,390.00
60" Radius	7430600400	4	21702	25	127.6	2,110.00
150" Radius	74301500400	4	21695	25	273.9	3,087.00
22 1/2°						
18" Radius	7422180400	4	21680	25	60.9	1,355.00
24" Radius	7422240400	4	21682	25	71.6	1,355.00
36" Radius	7422360400	4	21687	25	77.8	1,392.00
48" Radius	7422480400	4	21689	25	90.3	1,591.00
60" Radius	7422600400	4	21690	25	105.8	1,641.00
150" Radius	74221500400	4	21677	25	217.9	2,953.00
300" Radius	74223000400	4	21684	25	373.5	4,486.00
11 1/4°						
18" Radius	7411180400	4	21659	25	51.8	1,340.00
24" Radius	7411240400	4	21662	25	43.6	1,340.00
36" Radius	7411360400	4	21666	25	56.0	1,371.00
48" Radius	7411480400	4	21668	25	59.1	1,407.00
150" Radius	74111500400	4	21657	25	124.5	2,934.00
300" Radius	74113000400	4	21663	25	211.7	4,347.00

Larger radius and other degree bends available on request.

Orders for special radius elbows are noncancelable and nonreturnable.

PW Pipe

Special Radius Sweeps - U.S. West C Duct = Call for Availability

Belled End

Conforms to Pacific Bell Specifications: CAO-8546

	Item Number	Diameter (inches)	UPC Code	Pkg Qty	Pkg Wt (lbs.)	Price Per 100
90 °						
24" Radius	8790240400	4	23392	25	146.4	2,527.00
36" Radius	8790360400	4	23393	25	208.6	2,727.00
48" Radius	8790480400	4	23395	25	264.6	3,628.00
60" Radius	8790600400	4	23397	25	323.7	5,125.00
150" Radius	87901500400	4	23389	12	358.6	17,804.00
45 °						
24" Radius	8745240400	4	24130	25	87.2	1,418.00
36" Radius	8745360400	4	23383	25	118.3	2,087.00
48" Radius	8745480400	4	23384	25	146.3	2,445.00
60" Radius	8745600400	4	23781	25	174.3	3,946.00
150" Radius	87451500400	4	23936	25	373.5	5,399.00
30 °						
36" Radius	8730360400	4	23376	25	90.3	2,238.00
60" Radius	8730600400	4	23377	25	127.6	2,902.00
150" Radius	87301500400	4	23954	25	273.9	4,613.00
22 1/2 °						
24" Radius	8722240400	4	23369	25	59.2	1,967.00
11 1/4 °						
36" Radius	8711360400	4	23366	25	59.2	1,694.00

Larger radius and other degree bends available on request.

Orders for special radius elbows are noncancelable and nonreturnable.

Special Radius Sweeps - GTS8342 Duct						
Belled End				= Call for Availability		
Conforms to General Telephone Specifications: GTS-8342						
	Item Number	Diameter (inches)	UPC Code	Pkg Qty	Pkg Wt (lbs.)	Price Per 100
90°						
24" Radius	8090240400	4	22816	25	146.9	2,036.00
36" Radius	8090360400	4	22818	25	210.8	2,105.00
48" Radius	8090480400	4	22821	25	271.5	2,753.00
60" Radius	8090600400	4	22824	25	329.0	3,875.00
150" Radius	80901500400	4	22812	12	370.8	9,446.00
300" Radius	80903000400	4	23762	6	370.8	19,128.00
45°						
24" Radius	8045240400	4	22806	25	86.2	1,506.00
36" Radius	8045360400	4	22808	25	118.2	1,776.00
48" Radius	8045480400	4	22809	25	147.9	1,877.00
150" Radius	80451500400	4	22804	25	386.3	4,373.00
30°						
24" Radius	8030240400	4	23866	25	70.8	1,492.00
36" Radius	8030360400	4	24012	25	90.1	1,554.00
150" Radius	80301500400	4	22803	25	280.1	3,534.00
22 1/2°						
24" Radius	8022240400	4	22796	25	57.5	1,395.00
36" Radius	8022360400	4	22800	25	80.5	1,421.00
48" Radius	8022480400	4	23843	25	109.5	2,039.00
150" Radius	80221500400	4	22792	25	217.2	3,240.00
300" Radius	80223000400	4	22798	25	399.2	4,599.00
11 1/4°						
36" Radius	8011360400	4	22788	25	54.3	1,421.00
48" Radius	8011480400	4	23997	25	64.4	1,607.00
150" Radius	80111500400	4	22786	25	124.6	3,237.00
300" Radius	80113000400	4	22787	25	217.2	4,753.00

Larger radius and other degree bends available on request.

Orders for special radius elbows are noncancelable and nonreturnable.

PW Pipe

Special Radius Sweeps - CATV Class 160 = Call for Availability

Belled End

	Item Number	Diameter (inches)	UPC Code	Pkg Qty	Pkg Wt (lbs.)	Price Per 100
90°						
18" Radius	9190180200	2	23612	50	66.9	807.00
24" Radius	9190240150	1 1/2	23614	50	54.6	779.00
24" Radius	9190240200	2	23615	50	85.1	872.00
36" Radius	9190360150	1 1/2	23617	50	79.3	867.00
36" Radius	9190360200	2	23618	50	123.5	976.00
45°						
24" Radius	9145240150	1 1/2	23753	50	29.9	653.00
24" Radius	9145240200	2	23600	50	48.6	726.00
36" Radius	9145360200	2	24005	50	59.5	905.00
150" Radius	91451500200	2	23702	50	210.0	3,321.00
22 1/2°						
24" Radius	9122240200	2	24004	50	26.3	707.00
36" Radius	9122360200	2	24003	50	35.0	844.00

Special Radius Sweeps - CATV Class 200

Belled End

90°						
18" Radius	9290180200	2	23626	50	75.3	913.00
24" Radius	9290240200	2	23628	50	104.5	969.00
36" Radius	9290360200	2	23630	50	151.8	1,090.00
45°						
18" Radius	9245180200	2	23622	50	47.3	746.00
24" Radius	9245240200	2	23623	50	53.1	820.00
36" Radius	9245360200	2	24131	50	75.3	1,014.00

Larger radius and other degree bends available on request.

Orders for special radius elbows are noncancelable and nonreturnable.

Risers - Schedule 40

= Call for Availability

BE = SCH40 bell, CD-BE = T-C bell, DB-BE = duct bell, Bx FB = bell by flared bell, OA = overall length

Description	Item Number	UPC Code	Pkg Qty	Pkg Wt (lbs.)	Price Per 100
90°					
24" Radius - 4" 12" Riser CD-BE	85902404123	23253	25	261.5	5,862.00
30" Radius - 3" 36" Riser DB-BE	85903003363	23790	50	628.3	6,830.00
4" 24" Riser DB-BE	85903004243	23257	25	348.7	7,185.00
4" 36" Riser CD-BE	85903004362	23259	25	417.5	7,674.00
4" 36" Riser DB-BE	85903004363	23260	25	417.5	7,674.00
36" Radius - 2" 12" Riser BE	85903602123	23263	50	223.5	4,296.00
3" 30" Riser BE	8590360330	24096	50	628.3	6,799.00
3" 36" Riser DB-BE	85903603363	23929	50	662.8	7,043.00
4" 12" Riser CD-BE	85903604123	23268	25	348.7	7,331.00
4" 30" Riser BE	8590360430	24134	25	452.5	8,156.00
4" 36" Riser CD-BE	85903604363	23271	25	472.2	8,287.00
45°					
24" Radius- 2" 48" Riser BE	8545240248	23246	50	214.2	2,842.00
36" Radius- 2" 48" Riser BE	8545360248	23248	50	251.5	3,054.00
22 1/2°					
Standard Radius- 4" 24" riser DB-BE	852204243	23239	25	156.0	4,810.00
6" 24" riser DB-BE	852206243	23800	16	221.4	12,932.00
6" 36" riser DB-BE	852206363	23240	16	304.4	13,634.00
24" Radius- 4" 24" riser BE	8522240424	23241	25	188.1	5,137.00
(2 x 45°) SCH40 UL Listed					
2" Riser OA = 120" Bx FB	85900200	24076	30	219.9	4,206.00
2 1/2" Riser OA = 120" Bx FB	85900250	23250	25	290.5	5,158.00
3" Riser OA = 120" Bx FB	85900300	23251	20	331.4	7,502.00
Risers - Schedule 80					
BE = SCH40 bell, CD-BE = T-C bell, DB-BE = duct bell, Bx FB = bell by flared bell, OA = overall length					
45° 24" Radius					
2" Riser OA = 60"	8445240200	23209	50	240.8	3,140.00
2" Riser OA = 80"	844524020001	23210	50	319.7	5,394.00
2 1/2" Riser OA = 60"	8445240250	23211	50	367.0	5,219.00
2 1/2" Riser OA = 80"	844524025001	23212	50	487.7	7,081.00
3" Riser OA = 60"	8445240300	23213	50	491.3	6,658.00
3" Riser OA = 80"	844524030001	23214	50	652.7	8,816.00
4" Riser OA = 60"	8445240400	23215	25	359.0	10,021.00
4" Riser OA = 80"	844524040001	23216	25	477.0	11,477.00
(2 x 45°) SCH80 UL Listed					
2 1/2" Riser OA = 120" Bx FB	84900250	23217	25	365.8	6,857.00
3" Riser OA = 120" Bx FB	84900300	23218	20	391.6	8,762.00

Larger radius and other degree bends available on request.

Orders for special radius elbows are noncancelable and nonreturnable.

PVC FITTINGS CROSS REFERENCE

Size	PWPipe Part No.	Cantex Part No.	Carlou Part No.	Certainfeed Part No.	Kraloy Part No.	Picoma Part No.	Scepter Part No.
Couplings							
1/2	60010050	6141623	E940D	59601	78001	ME940D	EC10
3/4	60010075	6141624	E940E	59602	78002	ME940E	EC15
1	60010100	6141625	E940F	59603	78003	ME940F	EC20
1 1/4	60010125	6141626	E940G	59604	78004	ME940G	EC25
1 1/2	60010150	6141627	E940H	59605	78005	ME940H	EC30
2	60010200	6141628	E940J	59606	78006	ME940J	EC35
2 1/2	60010250	6141629	E940K	59607	78007	ME940K	EC40
3	60010300	6141630	E940L	59608	78008	ME940L	EC45
3 1/2	60010350	6141631	E940M	59609	78009	ME940M	EC50
4	60010400	6141632	E940N	59610	78010	ME940N	EC55
5	60010500	6141633	E940P	59611	78012	ME940P	EC60
6	60010600	6141634	E940R	59612	78014	ME940R	EC65
Terminal Adapters							
1/2	60060050	5140103	E943D	59615	78084	ME943D	TA10
3/4	60060075	5140104	E943E	59616	78085	ME943E	TA15
1	60060100	5140105	E943F	59617	78086	ME943F	TA20
1 1/4	60060125	5140106	E943G	59618	78087	ME943G	TA25
1 1/2	60060150	5140107	E943H	59619	78088	ME943H	TA30
2	60060200	5140108	E943J	59620	78089	ME943J	TA35
2 1/2	60060250	5140109	E943K	59621	78090	ME943K	TA40
3	60060300	5140110	E943L	59622	78091	ME943L	TA45
3 1/2	60060350	5140111	E943M	59623	78092	ME943M	TA50
4	60060400	5140112	E943N	59624	78093	ME943N	TA55
5	60060500	5140113	E943P	59625	78094	ME943P	TA60
6	60060600	5140114	E943R	59626	78095	ME943R	TA65
Female Adapters							
1/2	60070050	5140043	E942D	59630	78070	ME942D	FA10
3/4	60070075	5140044	E942E	59631	78071	ME942E	FA15
1	60070100	5140045	E942F	59632	78072	ME942F	FA20
1 1/4	60070125	5140046	E942G	59633	78073	ME942G	FA25
1 1/2	60070150	5140047	E942H	59634	78074	ME942H	FA30
2	60070200	5140048	E942J	59635	78075	ME942J	FA35
2 1/2	60070250	5140049	E942K	59636	78076	ME942K	FA40
3	60070300	5140050	E942L	59637	78077	ME942L	FA45
3 1/2	60070350	5140051	E942M	59638	78078	ME942M	FA50
4	60070400	5140052	E942N	59639	78079	ME942N	FA55
5	60070500	5140053	E942P	59640	78080	ME942P	FA60
6	60070600	5140054	E942R	59641	78081	ME942R	FA61

PVC FITTINGS CROSS REFERENCE							
Size	PW Pipe Part No.	Cantex Part No.	Carlou Part No.	Certainfeed Part No.	Kraloy Part No.	Picoma Part No.	Scepter Part No.
90° Standard Radius Elbows - SCH 40 PLAIN END							
1/2	71900050	5133823	UA9AD	59588	78540	MUA9AD	EE1090
3/4	71900075	5133824	UA9AE	59589	78541	MUA9AE	EE1590
1	71900100	5133825	UA9AF	59590	78542	MUA9AF	EE2090
1 1/4	71900125	5133826	UA9AG	59591	78543	MUA9AG	EE2590
1 1/2	71900150	5133827	UA9AH	59592	78544	MUA9AH	EE3090
2	71900200	5133828	UA9AJ	59593	78545	MUA9AJ	EE3590
2 1/2	71900250	5133829	UA9AK	59594	78546	MUA9AK	EE4090
3	71900300	5133830	UA9AL	59595	78547	MUA9AL	EE4590
3 1/2	71900350	5133831	UA9AM	59596	78548	MUA9AM	EE5090
4	71900400	5133832	UA9AN	59587	78549	MUA9AN	EE5590
5	71900500	5133835	UA9AP	59598	78550	MUA9AP	EE6090
6	71900600	5133834	UA9AR	59599	78551	MUA9AR	EE6590
45° Standard Radius Elbows - SCH 40 PLAIN END							
1/2	71450050	5133763	UA7AD	59575	78552	MUA7AD	EE1045
3/4	71450075	5133764	UA7AE	59576	78553	MUA7AE	EE1545
1	71450100	5133765	UA7AF	59577	78554	MUA7AF	EE2045
1 1/4	71450125	5133766	UA7AG	59578	78555	MUA7AG	EE2545
1 1/2	71450150	5133767	UA7AH	59579	78556	MUA7AH	EE3045
2	71450200	5133768	UA7AJ	59580	78557	MUA7AJ	EE3545
2 1/2	71450250	5133769	UA7AK	59581	78558	MUA7AK	EE4045
3	71450300	5133770	UA7AL	59582	78559	MUA7AL	EE4545
3 1/2	71450350	5133771	UA7AM	59583	78560	MUA7AM	EE5045
4	71450400	5133772	UA7AN	59584	78561	MUA7AN	EE5545
5	71450500	5133773	UA7AP	59585	78562	MUA7AP	EE6045
6	71450600	5133774	UA7AR	59586	78563	MUA7AR	EE6545
90° Standard Radius Elbows - SCH 40 Integral Belled Ends							
1/2	75900050	5233823	UA9AD	N/A	78588	MUA9AD	EE1090B
3/4	75900075	5233824	UA9AE	N/A	78589	MUA9AE	EE1590B
1	75900100	5233825	UA9AF	N/A	78590	MUA9AF	EE2090B
1 1/4	75900125	5233826	UA9AG	N/A	78591	MUA9AG	EE2590B
1 1/2	75900150	5233827	UA9AH	N/A	78592	MUA9AH	EE3090B
2	75900200	5233828	UA9AJ	N/A	78593	MUA9AJ	EE3590B
2 1/2	75900250	5233829	UA9AK	N/A	78594	MUA9AK	EE4090B
3	75900300	5233830	UA9AL	N/A	78595	MUA9AL	EE4590B
3 1/2	75900350	5233831	UA9AM	N/A	78596	MUA9AM	EE5090B
4	75900400	5233832	UA9AN	N/A	78597	MUA9AN	EE5590B
5	75900500	5233833	UA9AP	N/A	78598	MUA9AP	EE6090B
6	75900600	5233834	UA9AR	N/A	78599	MUA9AR	EE6590B
45° Standard Radius Elbows - SCH 40 Integral Belled Ends							
1/2	75450050	5233763	UA7ADB	N/A	78600	MUA7ADB	EE1045B
3/4	75450075	5233764	UA7AEB	N/A	78601	MUA7AEB	EE1545B
1	75450100	5233765	UA7AFB	N/A	78602	MUA7AFB	EE2045B
1 1/4	75450125	5233766	UA7AGB	N/A	78603	MUA7AGB	EE2545B
1 1/2	75450150	5233767	UA7AHB	N/A	78604	MUA7AHB	EE3045B
2	75450200	5233768	UA7AJB	N/A	78605	MUA7AJB	EE3545B
2 1/2	75450250	5233769	UA7AKB	N/A	78606	MUA7AKB	EE4045B
3	75450300	5233770	UA7ALB	N/A	78607	MUA7ALB	EE4545B
3 1/2	75450350	5233771	UA7AMB	N/A	78608	MUA7AMB	EE5045B
4	75450400	5233772	UA7ANB	N/A	78609	MUA7ANB	EE5545B
5	75450500	5233773	UA7APB	N/A	78610	MUA7APB	EE6045B
6	75450600	5233774	UA7ARB	N/A	78611	MUA7ARB	EE6545B

PVC FITTINGS CROSS REFERENCE							
Size	PWPipe Part No.	Cantex Part No.	Carlton Part No.	Certainfeed Part No.	Kraloy Part No.	Picoma Part No.	Scepter Part No.
90° Standard Radius Elbows - SCH 80				Belled End unless noted with an *			
1/2	* 72900050	5121053	UB9AD	59012	78620	MUB9AD	N/A
3/4	* 72900075	5121054	UB9AE	59013	78621	MUB9AE	N/A
1	* 72900100	5121055	UB9AF	59014	78622	MUB9AF	N/A
1 1/4	* 72900125	5121056	UB9AG	59015	78623	MUB9AG	N/A
1 1/2	* 72900150	5121057	UB9AH	59016	78624	MUB9AH	N/A
2	* 72900200	5121058	UB9AJ	59017	78625	MUB9AJ	N/A
2 1/2	76900250	5121059	UB9AK	59018	78626	MUB9AK	N/A
3	76900300	5121060	UB9AL	59019	78627	MUB9AL	N/A
4	76900400	5121061	UB9AN	59020	78628	MUB9AN	N/A
5	76900500	5121062	UB9AP	59021	78629	MUB9AP	N/A
6	76900600	5121063	UB9AR	59022	78630	MUB9AR	N/A
45° Standard Radius Elbows - SCH 80				Belled End unless noted with an *			
1/2	* 72450050	5121003	UB7AD	59000	78631	MUB7AD	N/A
3/4	* 72450075	5121004	UB7AE	59001	78632	MUB7AE	N/A
1	* 72450100	5121005	UB7AF	59002	78633	MUB7AF	N/A
1 1/4	* 72450125	5121006	UB7AG	59003	78634	MUB7AG	N/A
1 1/2	* 72450150	5121007	UB7AH	59004	78635	MUB7AH	N/A
2	* 72450200	5121008	UB7AJ	59005	78636	MUB7AJ	N/A
2 1/2	76450250	5121009	UB7AK	59006	78637	MUB7AK	N/A
3	76450300	5121010	UB7AL	59007	78638	MUB7AL	N/A
4	76450400	5121011	UB7AN	59008	78639	MUB7AN	N/A
5	76450500	5121012	UB7AP	59009	78640	MUB7AP	N/A
6	76450600	5121013	UB7AR	59010	78641	MUB7AR	N/A
Molded End Bells				** Indicates Fabricated Fitting			
1/2	** 61500050	5144003	N/A	N/A	78288	ME977D	EB10
3/4	** 61500075	5144004	N/A	N/A	78289	ME977E	EB15
1	** 61500100	5144005	E997F	59675	78290	ME977F	EB20
1 1/4	** 61500125	5144006	E997G	59676	78291	ME977G	EB25
1 1/2	** 61500150	5144007	E997H	59677	78292	ME977H	EB30
2	** 61500200	5144008	E997J	59678	78293	ME977J	EB35
2 1/2	** 61500250	5144009	E997K	59679	78294	ME977K	EB40
3	** 61500300	5144010	E997L	59680	78295	ME977L	EB45
3 1/2	** 61500350	5144011	E997M	59681	78296	ME977M	EB50
4	** 61500400	5144012	E997N	59682	78297	ME977N	EB55
5	** 61500500	5144013	E997P	59683	78298	ME977P	EB60
6	** 61500600	5144014	E997R	59684	78299	ME977R	EB65
Expansion Couplings				** Indicates Fabricated Fitting			
1/2	** 61150050	5144031	E945D	59660	78328	ME945D	EJ10
3/4	** 61150075	5144032	E945E	59661	78329	ME945E	EJ15
1	** 61150100	5144033	E945F	59662	78330	ME945F	EJ20
1 1/4	** 61150125	5144034	E945G	59663	78331	ME945G	EJ25
1 1/2	** 61150150	5144035	E945H	59664	78332	ME945H	EJ30
2	** 61150200	5144036	E945J	59665	78333	ME945J	EJ35
2 1/2	** 61150250	5144037	E945K	59666	78334	ME945K	EJ40
3	** 61150300	5144038	E945L	59667	78336	ME945L	EJ45
3 1/2	** 61150350	5144039	E945M	59668	78337	ME945M	EJ50
4	** 61150400	5144040	E945N	59669	78338	ME945N	EJ55
5	** 61150500	5144041	E945P	59670	78339	ME945P	EJ60
6	** 61150600	5144042	E945R	59671	78340	ME945R	EJ65

PVC FITTINGS CROSS REFERENCE							
Size	PW Pipe Part No.	Cantex Part No.	Carlton Part No.	Certainteed Part No.	Kraloy Part No.	Picoma Part No.	Scepter Part No.
Reducer Bushings							
3/4 x 1/2	6048007505	5142220	E950ED	59897	78353	ME950ED	1805
1 x 1/2	6048010005	N/A	E950FD	59898	N/A	ME950FD	1805-1
1 x 3/4	6048010007	5142221	E950FE	59899	78355	ME950FE	1806
1 1/4 x 3/4	6048012507	N/A	E950G3	59900	78356	N/A	1807-1
1 1/4 x 1	6048012510	5142222	E950GF	59901	78357	ME950GF	1807
1 1/2 x 1	6048015010	N/A	E950HF	59902	N/A	ME950HF	1808-1
1 1/2 x 1 1/4	6048015012	5142223	E950HG	59903	78360	ME950HG	1808
2 x 1 1/4	6048020012	N/A	E950JG	59904	78363	ME950JG	1809
2 x 1 1/2	6048020015	5142224	E950JH	59905	78362	ME950JH	1810
2 1/2 x 2	6048025020	5142225	E950KJ	59906	78364	ME950KJ	1811
3 x 2	6048030020	N/A	E950LJ	59907	78365	ME950LJ	1812-1
3 x 2 1/2	6048030025	5142226	E950LK	N/A	78366	ME950LK	1812
4 x 3	6048040030	5142227	E950NL	59908	78367	ME950NL	1813
4 x 3 1/2	6048040035	5142229	N/A	N/A	78368	ME950NM	1814
Access Pull Elbows							
1/2 & 3/4	61390000	5240100	E990D	59100	78385	N/A	PE10/15
Type C							
1/2	61310050	5133101	E987D	59260	78116	ME987D	SC10S
3/4	61310075	5133102	E987E	59261	78117	ME987E	SC20S
1	61310100	5133103	E987F	59262	78118	ME987F	SC30S
1 1/4	61310125	5133104	E987G	59263	78119	ME987G	SC40S
1 1/2	61310150	5133105	E987H	59264	78120	ME987H	SC50S
2	61310200	5133106	E987J	59265	78121	ME987J	SC60S
2 1/2	61310250	5133107	N/A	59084	78122	ME987K	SC70S
3	61310300	5133108	N/A	59805	78123	ME987L	SC80S
3 1/2	61310350	5133110	N/A	59086	78124	ME987M	SC90S
4	61310400	5133109	N/A	59087	78125	ME987N	SC100S
Type E							
1/2	61320050	5133151	E988D	59090	78128	ME988D	SE10S
3/4	61320075	5133152	E988E	59091	78129	ME988E	SE20S
1	61320100	5133153	E988F	59092	78130	ME988F	SE30S
1 1/4	61320125	5133154	E988G	59093	78131	ME988G	SE40S
1 1/2	61320150	5133155	E988H	59094	78132	ME988H	SE50S
2	61320200	5133156	E988J	59095	78133	ME988J	SE60S
2 1/2	61320250	5133157	N/A	59096	78134	ME988K	SE70S
3	61320300	5133158	N/A	59097	78135	ME988L	SE80S
3 1/2	61320350	5133160	N/A	59098	78136	ME988M	SE90S
4	61320400	5133159	N/A	59099	78137	ME988N	SE100S
Type LB							
1/2	61340050	5133663	E986D	59200	78140	ME986D	SLB10S
3/4	61340075	5133664	E986E	59201	78141	ME986E	SLB20S
1	61340100	5133665	E986F	59202	78142	ME986F	SLB30S
1 1/4	61340125	5133666	E986G	59203	78143	ME986G	SLB40S
1 1/2	61340150	5133667	E986H	59204	78144	ME986H	SLB50S
2	61340200	5133668	E986J	59205	78145	ME986J	SLB60S
2 1/2	61340250	5133669	E986K	59206	78146	ME986K	SLB70S
3	61340300	5133670	E986L	59207	78147	ME986L	SLB80S
3 1/2	61340350	5133671	E986M	59208	78148	ME986M	SLB90S
4	61340400	5133672	E986N	59209	78149	ME986N	SLB100S

PVC FITTINGS CROSS REFERENCE							
Size	PW Pipe Part No.	Cantex Part No.	Carlton Part No.	Certainfeed Part No.	Kraloy Part No.	Picoma Part No.	Scepter Part No.
Type LL							
1/2	61360050	5133660	E984D	59210	78152	ME984D	SLL10S
3/4	61360075	5133661	E984E	59211	78153	ME984E	SLL20S
1	61360100	5133662	E984F	59212	78154	ME984F	SLL30S
1 1/4	61360125	5133649	E984G	59213	78155	ME984G	SLL40S
1 1/2	61360150	5133648	E984H	59214	78156	ME984H	SLL50S
2	61360200	5133647	E984J	59215	78157	ME984J	SLL60S
2 1/2	61360250	5133644	N/A	59216	78158	ME984K	SLL70S
3	61360300	5133646	N/A	59217	78159	ME984L	SLL80S
3 1/2	61360350	5133640	N/A	59218	78160	ME984M	SLL90S
4	61360400	5133645	N/A	29219	78161	ME984N	SLL100S
Type LR							
1/2	61370050	5133650	E985D	59220	78164	ME985D	SLR10S
3/4	61370075	5133651	E985E	59221	78165	ME985E	SLR20S
1	61370100	5133652	E985F	59222	78166	ME985F	SLR30S
1 1/4	61370125	5133653	E985G	59223	78167	ME985G	SLR40S
1 1/2	61370150	5133654	E985H	59224	78168	ME985H	SLR50S
2	61370200	5133655	E985J	59225	78169	ME985J	SLR60S
2 1/2	61370250	5133658	N/A	59226	78170	ME985K	SLR70S
3	61370300	5133656	N/A	59227	78171	ME985L	SLR80S
3 1/2	61370350	5133659	N/A	59228	78172	ME985M	SLR90S
4	61370400	5133657	N/A	59229	78173	ME985N	SLR100S
Type T							
1/2	61380050	5133563	E983D	59230	78176	ME983D	ST10S
3/4	61380075	5133564	E983E	59231	78177	ME983E	ST20S
1	61380100	5133565	E983F	59232	78178	ME983F	ST30S
1 1/4	61380125	5133566	E983G	59233	78179	ME983G	ST40S
1 1/2	61380150	5133567	E983H	59234	78180	ME983H	ST50S
2	61380200	5133568	E983J	59235	78181	ME983J	ST60S
2 1/2	61380250	5133569	N/A	59236	78182	ME983K	ST70S
3	61380300	5133570	N/A	59237	78183	ME983L	ST80S
3 1/2	61380350	5133572	N/A	59238	78184	ME983M	ST90S
4	61380400	5133571	N/A	59239	78185	ME983N	ST100S
Service Entrance Fittings							
1/2	61700050	5133590	N/A	59269	78302	ME998D	EF10
3/4	61700075	5133591	E988E	59270	78303	ME998E	EF15
1	61700100	5133741	E988F	59271	78304	ME998F	EF20
1 1/4	61700125	5133742	E988G	59272	78305	ME998G	EF25
1 1/2	61700150	5133695	E988H	59273	78306	ME998H	EF30
2	61700200	5133743	E988J	59274	78307	ME998J	EF35
2 1/2	61700250	5133696	E988K	59275	78308	ME998K	EF40
3	61700300	5133697	E988L	59276	78309	ME998L	EF45
3 1/2	61700350	5133698	N/A	59277	78310	ME998M	EF50
4	61700400	5133699	E988N	59278	78311	ME998N	EF55
Meter Offsets							
1 1/4	61720125	5133183	E995G	59193	78351	ME995G	MO25
2	61720200	5133185	E995J	59194	78352	ME995J	MO35

PVC FITTINGS CROSS REFERENCE							
Size	PWPipe Part No.	Cantex Part No.	Carlou Part No.	Certainfeed Part No.	Kraloy Part No.	Picoma Part No.	Scepter Part No.
Intermediate Spacers							
2 x 1 1/2	6268020015	5336000	S289JHN	59518	N/A	N/A	N/A
2 x 2	6268020020	5336018	S289JJN	59522	N/A	N/A	N/A
2 x 3	6268020030	5336032	S289JLN	59527	N/A	N/A	N/A
3 x 1 1/2	6268030015	5336016	S289LHN	59519	N/A	N/A	N/A
3 x 2	6268030020	5336020	S289LJN	59523	N/A	N/A	N/A
3 x 3	6268030030	5336031	S289LLN	59528	N/A	N/A	N/A
4 x 1	6268040010	5336017	S289NFN	59517	N/A	N/A	N/A
4 x 1 1/2	6268040015	5336021	S289NHN	59520	N/A	N/A	N/A
4 x 2	6268040020	5336019	S289NJN	59524	N/A	N/A	N/A
4 x 3	6268040030	5336024	S289NLN	59529	N/A	N/A	N/A
5 x 1 1/2	6268050015	5336028	S289PHN	59521	N/A	N/A	N/A
5 x 2	6268050020	5336029	S289PJN	59525	N/A	N/A	N/A
5 x 3	6268050030	5336030	S289PLN	59530	N/A	N/A	N/A
6 x 1 1/2	6268060015	5336038	S289RHN	59532	N/A	N/A	N/A
6 x 2	6268060020	5336050	S289RJN	59526	N/A	N/A	N/A
6 x 3	6268060030	5336041	S289RLN	59531	N/A	N/A	N/A
Base Spacers							
2 x 1 1/2	6266020015	5335961	S288JHN	59502	N/A	N/A	N/A
2 x 2	6266020020	5335977	S288JJN	59506	N/A	N/A	N/A
2 x 3	6266020030	5335979	S288JLN	559511	N/A	N/A	N/A
3 x 1 1/2	6266030015	5335963	S288LHN	59503	N/A	N/A	N/A
3 x 2	6266030020	5335964	S288LJN	59507	N/A	N/A	N/A
3 x 3	6266030030	5335975	S288LLN	59512	N/A	N/A	N/A
4 x 1	6266040010	5335971	S288NFN	59501	N/A	N/A	N/A
4 x 1 1/2	6266040015	5335968	S288NHN	59504	N/A	N/A	N/A
4 x 2	6266040020	5335967	S288NJN	59508	N/A	N/A	N/A
4 x 3	6266040030	5335969	S288NLN	59513	N/A	N/A	N/A
5 x 1 1/2	6266050015	5335980	S288PHN	59505	N/A	N/A	N/A
5 x 2	6266050020	5335976	S288PJN	59509	N/A	N/A	N/A
5 x 3	6266050030	5335978	S288PLN	59514	N/A	N/A	N/A
6 x 1 1/2	6266060015	5336039	S288RHN	59516	N/A	N/A	N/A
6 x 2	6266060020	5336051	S288RJN	59510	N/A	N/A	N/A
6 x 3	6266060030	5336040	S288RLN	59515	N/A	N/A	N/A
Pipe Straps - PVC 2 Hole							
1/2	61780050	5133736	E977DC	59280	78375	ME977DC	PS10
3/4	61780075	5133737	E977EC	59281	78376	ME977EC	PS15
1	61780100	5133738	E977FC	59281	78377	ME977FC	PS20
1 1/4	61780125	5133733	E977GC	59283	78378	ME977GC	PS25
1 1/2	61780150	5133734	E977HC	59284	78379	ME977HC	PS30
2	61780200	5133735	E977JC	59285	78380	ME977JC	PS35

PVC FITTINGS CROSS REFERENCE							
Size	PWPipe Part No.	Cantex Part No.	Carlton Part No.	Certainteed Part No.	Kraloy Part No.	Picoma Part No.	Scepter Part No.
Non-Metallic Floor Box & Metal Cover Adapter							
Floor Box Base	61630500	5133760	E971FB	N/A	78876	ME971FB	FB
Metal Cover Adapter Kit	61630550	N/A	E97ABR	N/A	78875	ME97ABR	AFMC
Floor Box Duplex Receptacle Covers							
Brown	61630551	N/A	E97DSB	N/A	78877	ME97DFMB	FBDRCB
Gold	61630552	5133678	E97DSGB	N/A	78878	ME97DFMG	FBDRCG
Single Gang Boxes - F Series							
1/2 FS	61520050	5133363	E980DFN	59240	78229	ME980DF	FS10
3/4 FS	61520075	5133364	E980EFN	59241	78230	ME980EF	FS15
1/2 FSS	61530050	5133540	E982DFN	59243	78232	ME982DF	FSS10
3/4 FSS	61530075	5133542	E982EFN	59244	78233	MR982EF	FSS15
1/2 FSC	61540050	5133463	E981DFN	59246	78226	ME981DF	FSC10
3/4 FSC	61540075	5133464	E981EFN	59247	78227	ME981EF	FSC15
FD BLANK	61520000	5133420	E9801	59249	78215	ME9801	FD BLANK
1/2 FSCC	615410050	5133544	E979DFN	59345	78235	N/A	FSCC10
3/4 FSCC	615410075	5133545	E979EFN	59346	78236	N/A	FSCC15
1/2 FDSE	615200501	5133300	E9801DN	N/A	78205	N/A	FDS10
3/4 FDSE	615200751	5133301	E9801EN	N/A	78206	N/A	FDS15
1 FDSE	61520100	5133302	E9801FN	59242	78207	ME980FF	FDS20
1/2 FDSC	615400501	5133310	E9811DN	N/A	78200	N/A	FDC10
3/4 FDSC	615400751	5133311	E9811EN	N/A	78201	N/A	FDC15
1 FDSC	61540100	5133312	E9811FN	N/A	78202	ME981FF	FDC20
Threaded Reducers							
Socket x Thread							
3/4 x 1/2	604800750501	N/A	E971C	59909	N/A	N/A	1825
Weatherproof Single Gang Covers							
W.P. GFI - Grey	61550100	5133348	E98GFCN	59344	78902	N/A	WGF 15/10
W.P. Duplex Receptacle - Grey							
	61550101	5133352	E98GDRN	59343	78901	N/A	WDR 15/10
Toggle Switch	61550102	5133361	E98SSCN	59342	78903	N/A	WTG 15/10
W.P. 15 Amp.	61550103	5133350	E98SRCN	59353	78904	N/A	WTL 15
W.P. 20 Amp.	61550104	5133320	E98G20N	59354	78905	N/A	WTL 20
W.P. 30 Amp.	61550105	5133321	E98G30N	59341	78906	N/A	WTL 30
W.P. 50 Amp.	61550106	5133322	E98G5FN	59352	78909	N/A	WTL 50
Single Toggle	61550200	5133330	E98TSCN	59143	78900	N/A	VSC 15/10
Single Plunger	61550202	5133335	N/A	59340	78899	N/A	VPT 15/10
Single Gang Plates							
Toggle Switch	61581001	N/A	N/A	59160	78898		TSC 15/10
Duplex Rec.	61581002	N/A	N/A	59161	78889		DRC 15/10
Single Rec.	61581003	N/A	N/A	59162	78882		20RC15/10
Single Rec.	61581004	N/A	N/A	59163	78913		20-3RC15/10
Single Rec.	61581005	N/A	N/A	59164	78914		20-3RD15/10
Blank	61580000	N/A	E980CN	59165	78241		BRC15/10

PVC FITTINGS CROSS REFERENCE							
Size	PWPipe Part No.	Cantex Part No.	Carlton Part No.	Certainfeed Part No.	Kraloy Part No.	Picoma Part No.	Scepter Part No.
Double Gang Boxes - F Series							
1/2 FSC	6154020050	5133370	E9812D	N/A	78210	N/A	FSC-2-10
3/4 FSC	6154020075	5133371	E9812E	N/A	78211	N/A	FSC-2-15
1 FSC	6154020100	5133372	E9812F	59154	78451	N/A	FSC-2-20
1/2 FS	615220050	5133380	E9802D	N/A	78212	N/A	FS-2-10
3/4 FS	615220075	5133381	E9802E	N/A	78213	N/A	FS-2-15
1 FS	615220100	5133382	E9802F	59153	78453	N/A	FS-2-20
1/2 FSS	615320050	5133390	N/A	N/A	78455	N/A	FSS-2-10
3/4 FSS	615320075	5133391	N/A	N/A	78456	N/A	FSS-2-15
1 FSS	615320100	5133392	N/A	59348	78454	N/A	FSS-2-20
1/2 FSCC	6154120050	5133400	N/A	N/A	78449	N/A	FSCC-2-10
3/4 FSCC	6154120075	5133401	N/A	N/A	78450	N/A	FSCC-2-15
1 FSCC	6154120100	5133402	N/A	59349	78452	N/A	FSCC-2-20
FD Blank	615820000	5133410	E9802	59155	78214	N/A	FD2
F Series Double Gang Cover Plates							
Dbl. Switch	61582001	N/A	N/A	59156	78458	N/A	TSC20-2
Combo Switch Receptacle Cover	61582002	N/A	N/A	59157	78470	N/A	TSDC20-2
Dbl. Rec. Cover	61582300	N/A	E9G2DON	59158	78471	N/A	DRC20-2
Blank Cover w/ Gasket	61582004	N/A	E9802CN	59159	78457	N/A	BRC20-2
Weatherproof Double Gang Covers							
Double Toggle Switch Cover	61550201	5133331	E9G2SSN	59144		N/A	VSC20-2
Combo Switch Cover & GFI	61550300	5133336	E9G2G5TN	59144		N/A	VSRC20-2
F-Series Triple Gang Boxes 'F' Series							
1/2 FS	615230050	N/A	N/A	N/A	N/A	N/A	FS-3-10
3/4 FS	615230075	N/A	N/A	N/A	N/A	N/A	FS-3-15
1 FS	615230100	N/A	N/A	59145	N/A	N/A	FS-3-20
1/2 FSC	615430050	N/A	N/A	N/A	N/A	N/A	FSC-3-10
3/4 FSC	615430075	N/A	N/A	N/A	N/A	N/A	FSC-3-15
1 FSC	615430100	N/A	N/A	59146	N/A	N/A	FSC-3-20
FD BLANK	61530000	N/A	N/A	59147	N/A	N/A	FD-3
F-Series Triple Gang Cover Plates							
Triple Switch	61583001	N/A	N/A	59148	N/A	N/A	TSC20-3
Double Switch Single Receptacle Cover	61583002	N/A	N/A	59149	N/A	N/A	DSDR20-3
Single Switch Double Receptacle Cover	61583003	N/A	N/A	59150	N/A	N/A	TSDC20-3
Triple Rec.	61583004	N/A	N/A	59151	N/A	N/A	DRC20-3
Triple Blank	615830000	N/A	N/A	59152	N/A	N/A	BRC20-3

PVC FITTINGS CROSS REFERENCE							
Size	PWPipe Part No.	Cantex Part No.	Carlton Part No.	Certainteed Part No.	Kraloy Part No.	Picoma Part No.	Scepter Part No.
Octagonal Boxes							
4 x 1 1/2 (1/2 x 3/4)	61560150	5133690	E970CD	59138	78414	ME971CE	OB15/10
4 x 2 (1" hub)	61560200	N/A	N/A	59139	78415	N/A	OB20
End Caps - Socket Weld							
1/2	60460050	5140031	E958D	59645	78314	ME958D	CAP10
3/4	60460075	5140032	E958E	59646	78315	ME958E	CAP15
1	60460100	5140033	E958F	59647	78316	ME958F	CAP20
1 1/4	60460125	5140034	E958G	59648	78317	ME958G	CAP25
1 1/2	60460150	5140035	E958H	59649	78318	ME958H	CAP30
2	60460200	5140037	E958J	59125	78319	ME958J	CAP35
2 1/2	60460250	5140038	E958K	59126	78320	ME958K	CAP40
3	60460300	5140039	E958L	59127	78321	ME958L	CAP45
4	60460400	5140040	E958N	59128	78323	ME958N	CAP55
5	60460500	5140041	E958P	59129	78324	ME958P	CAP60
6	60460600	5140042	E958R	59130	78325	ME958R	CAP65
Junction Boxes							
4 x 4 x 2	616004002	5133705	E989NNJ	59250	78242	ME989NNJ	JB442
4 x 4 x 4	616004004	5133709	E987N	59251	78243	ME989NNN	JB444
4 x 4 x 6	616004006	5133707	E989NNR	59252	78244	ME989NNR	JB446
5 x 5 x 2	616005002	5133706	E989PPJ	59253	78245	ME989PPJ	JB552
6 x 6 x 4	616006004	5133710	E987R	59254	78246	ME989RRN	JB664
6 x 6 x 6	616006006	5133711	E989RRR	59255	78247	ME989RRR	JB666
8 x 8 x 4	616008004	5133712	E989N	59256	78248	ME989SSN	JB884
8 x 8 x 7	616008007	5133708	E989SSX	59257	78249	ME989SSX	JB887
12 x 12 x 4	616012004	5133714	E989UUN	59258	78250	ME989UUN	JB12124
12 x 12 x 6	616012006	5133713	E989R	59259	78251	ME989UUR	JB12126
12 x 12 x 8	616012008	N/A	N/A	59351	78252	ME989UUS	JB12128
Junction Boxes - PVC Flanged Box With Fiber Reinforced Safety Tread Cover							
6 x 6 x 4 1/4 D	616106004	N/A	N/A	59133	N/A	N/A	H664
6 x 6 x 6 1/4 D	616106006	N/A	N/A	59134	N/A	N/A	H666
8 x 8 x 4 1/4 D	616108004	N/A	N/A	59135	N/A	N/A	H884
8 x 8 x 7 1/4 D	616108007	N/A	N/A	59136	N/A	N/A	H887
Junction Box Adapters							
1/2	61620050	5133715	E996D	59290	78276	ME996D	JBA10
3/4	61620075	5133716	E996E	59291	78277	ME996E	JBA15
1	61620100	5133717	E996F	59292	78278	ME996F	JBA20
1 1/4	61620125	5133718	E996G	59293	78279	ME996G	JBA25
1 1/2	61620150	5133719	E996H	59294	78280	ME996H	JBA30
2	61620200	5133720	E996J	59295	78281	ME996J	JBA35
2 1/2	61620250	5133721	E996K	59296	78282	ME996K	JBA40
3	61620300	5133722	E996L	59297	78283	ME996L	JBA45
3 1/2	61620350	5133723	E996M	59298	78284	ME996M	JBA50
4	61620400	5133724	E996N	59299	78285	ME996N	JBA55

Limited Warranty

PWPipe warrants that its PVC pipe products were manufactured in accordance with applicable materials and product specifications, and that the pipe is free from all defects in materials and workmanship using the applicable specifications as a standard.

Every claim under this warranty shall be deemed waived unless presented in writing and received by PWPipe within sixty (60) days of the date the defect was, or should have been discovered or within two (2) years of the date of PWPipe's shipment of the product, whichever occurs sooner.

PWPipe makes no other warranty or representation of any kind, expressed or implied, in fact or in law, including without limitation the warrant of merchantability or fitness for a particular purpose, other than the limited warranty set forth above.

Limitation of Liability

It is expressly agreed that the limit of PWPipe's liability is the replacement of defective product with the same quantity of non-defective product, and that PWPipe shall have no such liability unless the claim results solely from breach of PWPipe's warranty.

In no event shall PWPipe be liable for any incidental or consequential damages of any kind, including without limitation, any expense or removal or reinstallation resulting from any defect.

Some states do not allow the exclusion or limitation of incidental or consequential damages, so the above limitation or exclusion may not apply to you. This warranty gives you specific legal rights, and you may have other rights which vary from state to state.

The Quality Connection

PWPipe is recognized for the best quality products and service in the industry.

PWPipe's Electrical and Telecommunications Division operates four fully stocked service centers strategically located to serve you better and faster. In addition to stocking a full line of PVC conduit and fittings, our plants at Tacoma, Cameron Park, Perris and now West Jordan are each equipped with a fully-trained team whose goal is to service your order promptly and efficiently. Each team is made up of production, shipping and customer service personnel who are on site with the necessary problem-solving skills in the event one of your orders presents a special challenge.

Represented by

PWPipe®

P.O. Box 10049, Eugene, OR 97440
Phone (541) 343-0200
Fax (541) 686-9253
www.pwpipe.com



We cover the market.

PWPipe®

Tacoma, WA • 1-800-345-6791
Cameron Park, CA • 1-800-347-8052
Perris, CA • 1-800-347-8050
West Jordan, UT • 1-800-347-8050

