

# CALIFORNIA



## GRAPE CRUSH REPORT FINAL 2016

**CALIFORNIA  
DEPARTMENT OF FOOD AND AGRICULTURE**

March 10, 2017

# MAP AND DEFINITIONS OF CALIFORNIA GRAPE PRICING DISTRICTS



1. Mendocino County
2. Lake County
3. Sonoma and Marin Counties
4. Napa County
5. Solano County
6. Alameda, Contra Costa, Santa Clara, San Francisco, San Mateo, and Santa Cruz Counties
7. Monterey and San Benito Counties
8. San Luis Obispo, Santa Barbara, and Ventura Counties
9. Yolo County north of Interstate 80 to the junction of Interstate 80 and U.S. 50 and north of U.S. 50; Sacramento County north of U.S. 50; Del Norte, Siskiyou, Modoc, Humboldt, Trinity, Shasta, Lassen, Tehama, Plumas, Glenn, Butte, Colusa, Sutter, Yuba, and Sierra Counties.
10. Nevada, Placer, El Dorado, Amador, Calaveras, Tuolumne and Mariposa Counties
11. San Joaquin County north of State Highway 4; and Sacramento County south of U.S. 50 and east of Interstate 5
12. San Joaquin County south of State Highway 4; Stanislaus and Merced Counties
13. Madera, Fresno, Alpine, Mono, Inyo Counties; and Kings and Tulare Counties north of Nevada Avenue (Avenue 192)
14. Kings and Tulare Counties south of Nevada Avenue (Avenue 192); and Kern County
15. Los Angeles and San Bernardino Counties
16. Orange, Riverside, San Diego, and Imperial Counties
17. Yolo County south of Interstate 80 from the Solano County line to the Junction of Interstate 80 and U.S. 50 and south of U.S. 50 and Sacramento County south of U.S. 50 and west of Interstate 5



## TABLE OF CONTENTS

GRAPE CRUSH REPORT OVERVIEW .....	1
EXPLANATION OF TABLES .....	4
TABLE 1: State totals of grapes for crushing by type and variety, weighted average degrees Brix, and weighted average dollars per ton, 2015-16 .....	6
TABLE 2: Tons of grapes crushed by California processors from the 2016 crop by type, variety, and reporting district where grown, with comparisons .....	8
TABLE 3: Weighted average degrees Brix for all grapes crushed by California processors from the 2016 crop by type, variety, and reporting district where grown, with comparisons .....	12
TABLE 4: Tons of grapes purchased for wine, concentrate, juice, vinegar, and beverage brandy, by California processors from the 2016 crop by type, variety, and reporting district where grown, with comparisons .....	14
TABLE 5: Weighted average degrees Brix for all grapes purchased for wine, concentrate, juice, vinegar, and beverage brandy, by California processors from the 2016 crop by type, variety, and reporting district where grown, with comparisons.....	18
TABLE 6: Weighted average grower returns per ton, delivered basis, purchased for wine, concentrate, juice, vinegar, and beverage brandy, by California processors from the 2016 crop by type, variety, and reporting district where grown, with comparisons .....	20
TABLE 7: Tons of grapes purchased by California processors as distilling material other than beverage brandy from the 2016 crop by type and variety, with comparisons .....	24
TABLE 8: Base price paid to growers for grapes crushed and delivered to California processors, from the 2016 crop, with Brix factors and purchased tonnage, by type, variety, reporting district where grown, and weighted average base price .....	25
Supplement: 2016 Brix Adjustment Factors .....	147
TABLE 9: Tons of grapes crushed to growers' accounts by California processors from the 2016 crop by type, variety, and reporting district where grown, with comparisons. ....	150
TABLE 10: Weighted average grower returns per ton, delivered basis, non-related purchase for wine, concentrate, juice, vinegar, and beverage brandy, by California processors from the 2016 crop by type, variety, and reporting district where grown, with comparisons .....	152

---

### COMPILED AND PUBLISHED BY:

California Department of Food and Agriculture

in cooperation with

USDA's National Agricultural Statistics Service, Pacific Regional Office - California

650 Capitol Mall, Suite 6-100

P.O. Box 942871

Sacramento, CA 94299-9871

Cover photo: istockphoto

Phone: (916) 498-5161 --- Fax: (855) 270-2722

E-mail: [nassrfopcr@nass.usda.gov](mailto:nassrfopcr@nass.usda.gov) --- Web: [www.nass.usda.gov/ca](http://www.nass.usda.gov/ca)

MARCH 10, 2017

# THANK YOU! GROWERS AND VINTNERS

The Pacific Regional Office of USDA's National Agricultural Statistics Service (NASS) and the California Department of Food and Agriculture (CDFA) appreciate the timely reporting by the State's vintners in the preparation of the *2016 Grape Crush Report*.

NASS and CDFA also conduct an annual acreage survey in partnership with California grape growers. *The Grape Acreage Report* contains information on new plantings and removals of grapes.

The *2016 Grape Crush Report* and *The Grape Acreage Report* are available on the NASS website at:

[www.nass.usda.gov/ca](http://www.nass.usda.gov/ca)

*List of Publications*





## GRAPE CRUSH REPORT OVERVIEW

Information contained in this Report was supplied by processors to fulfill the reporting requirements of Section 55601.5 of the Food and Agricultural Code.

The Final Grape Crush Report includes all grape tonnage crushed during the 2016 season. It also includes purchased tonnage and pricing information for grapes with final prices prior to January 10, 2017. The Final Grape Crush Report, published on March 10, contains any late reports or corrections to the preliminary report.

Details of the crushed tonnage, degrees Brix, and weighted average prices were reported by grape type and variety, as well as by grape pricing districts. The 17 districts refer to the area in which the grapes were grown as defined in the Administrative Code. A district map is located on the inside of the front cover.

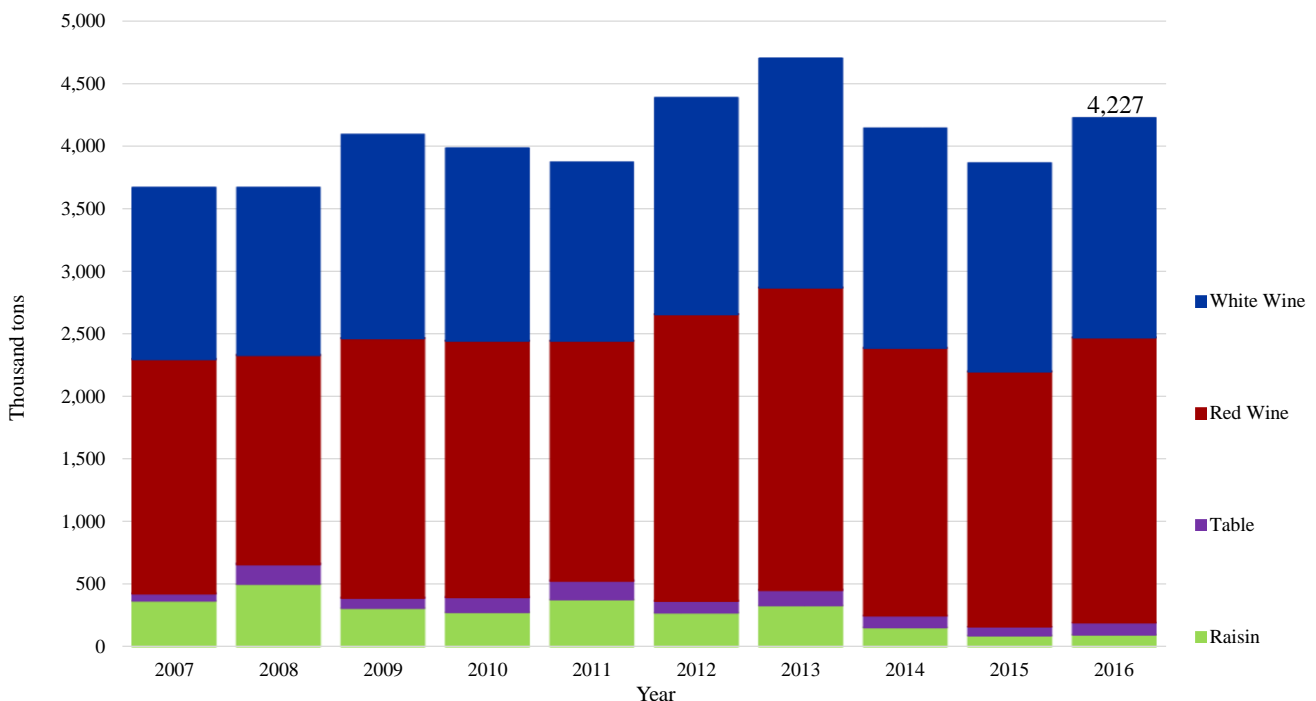
### SUMMARY OF GRAPE TONNAGES AND PRICES

The 2016 crush totaled 4,227,110 tons, up 9.3 percent from the 2015 crush of 3,868,459 tons. Red wine varieties accounted for the largest share of all grapes crushed, at 2,278,593 tons, up 11.6 percent from 2015. The 2016 white wine variety crush totaled 1,752,554 tons, up 5.3 percent from 2015. Tons crushed of raisin type varieties totaled 98,205, up 6.2 percent from 2015, and tons crushed of table type varieties totaled 97,759, up 38.3 percent from 2015. (See chart below.)

The Grape Crush Report includes the total number of tons crushed for concentrate production. In determining grape tonnage crushed for concentrate production, each processor was required to report the estimated equivalent tons of grapes crushed for grape concentrate. For the 2016 season, this total was 393,045 tons, 9.3 percent of the 2016 grape crush total. This report provides only the aggregate figure for grapes crushed for concentrate production and does not include information by district, type, or variety.

The 2016 average price of all varieties was \$762.84, up 13.6 percent from 2015. Average prices for the 2016 crop by type were as follows: red wine grapes, \$918.34, up 16.3 percent from 2015; white wine grapes, \$598.07, up 10.7 percent from 2015; raisin grapes, \$213.64, down 13.7 percent; and table grapes, \$153.05, down 39.4 percent.

**California Grapes Crushed**  
2007-2016



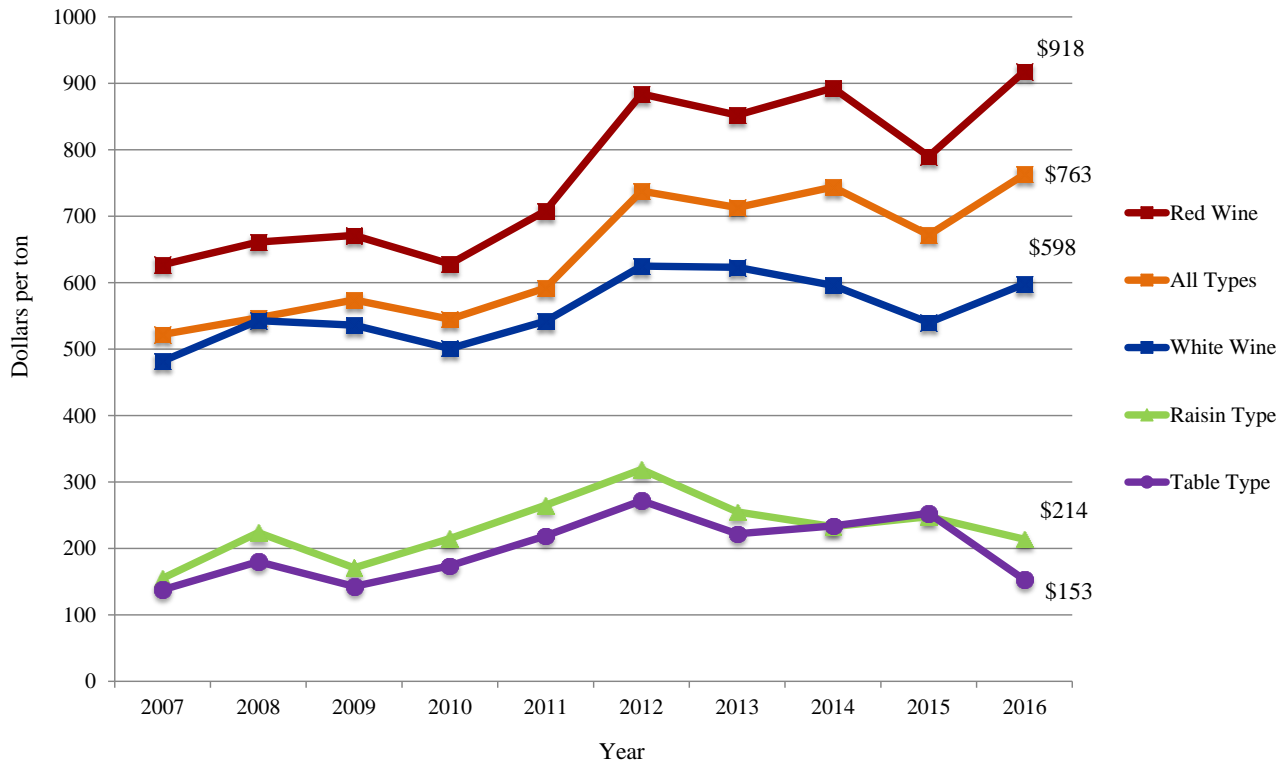
Source: USDA, National Agricultural Statistics Service, Pacific Regional Office - California

## CALIFORNIA GRAPE CRUSH TONNAGE AND PRICE, 1988-2016

Crop year	Red wine type		White wine type		Total wine type		Raisin type		Table type		All types	
	Thousand tons	\$/ton	Thousand tons	\$/ton	Thousand tons	\$/ton	Thousand tons	\$/ton	Thousand tons	\$/ton	Thousand tons	\$/ton
1988	760	409	1,356	238	2,117	297	415	116	312	131	2,843	253
1989	872	410	1,272	297	2,144	342	370	132	211	128	2,725	297
1990	804	355	1,331	277	2,135	306	268	126	170	127	2,573	276
1991	840	383	1,289	319	2,129	344	284	150	157	141	2,570	310
1992	888	438	1,209	364	2,097	395	785	182	217	170	3,099	325
1993	979	430	1,327	316	2,306	365	452	152	137	147	2,895	323
1994	936	462	1,242	317	2,177	379	239	118	123	136	2,540	344
1995	1,052	515	1,175	351	2,277	429	432	164	170	162	2,829	372
1996	1,079	611	1,094	469	2,172	540	618	191	117	188	2,908	452
1997	1,461	656	1,433	546	2,893	603	786	185	212	169	3,891	497
1998	1,333	643	1,194	521	2,527	586	506	164	135	150	3,169	502
1999	1,422	649	1,195	518	2,617	590	419	200	149	187	3,185	525
2000	1,816	628	1,503	500	3,319	571	513	125	120	118	3,951	504
2001	1,706	680	1,300	491	3,006	601	262	86	101	87	3,368	555
2002	1,817	614	1,288	432	3,105	538	622	76	61	80	3,787	462
2003	1,634	609	1,230	429	2,864	534	422	95	84	91	3,370	471
2004	1,639	627	1,136	487	2,775	571	727	200	113	199	3,615	482
2005	2,235	634	1,521	507	3,756	583	467	164	106	121	4,330	533
2006	1,874	637	1,263	503	3,136	583	267	154	86	137	3,489	548
2007	1,875	627	1,372	482	3,248	565	364	155	63	138	3,674	522
2008	1,676	661	1,338	543	3,015	609	494	224	165	180	3,674	547
2009	2,078	671	1,625	536	3,703	612	307	171	85	143	4,095	574
2010	2,051	628	1,538	501	3,589	574	274	215	124	174	3,986	545
2011	1,920	708	1,427	542	3,347	637	373	265	155	219	3,874	592
2012	2,292	884	1,726	625	4,018	773	270	319	99	272	4,387	738
2013	2,417	852	1,829	623	4,246	754	328	255	127	222	4,700	713
2014	2,141	893	1,753	596	3,894	759	156	233	95	234	4,145	744
2015	2,041	790	1,664	540	3,705	679	92	248	71	253	3,868	672
2016	2,279	918	1,753	598	4,031	780	98	214	98	153	4,227	763

Source: USDA, National Agricultural Statistics Service, Pacific Regional Office – California

### California Grape Crush, Dollars per Ton 2007-2016



Source: USDA, National Agricultural Statistics Service, Pacific Regional Office - California

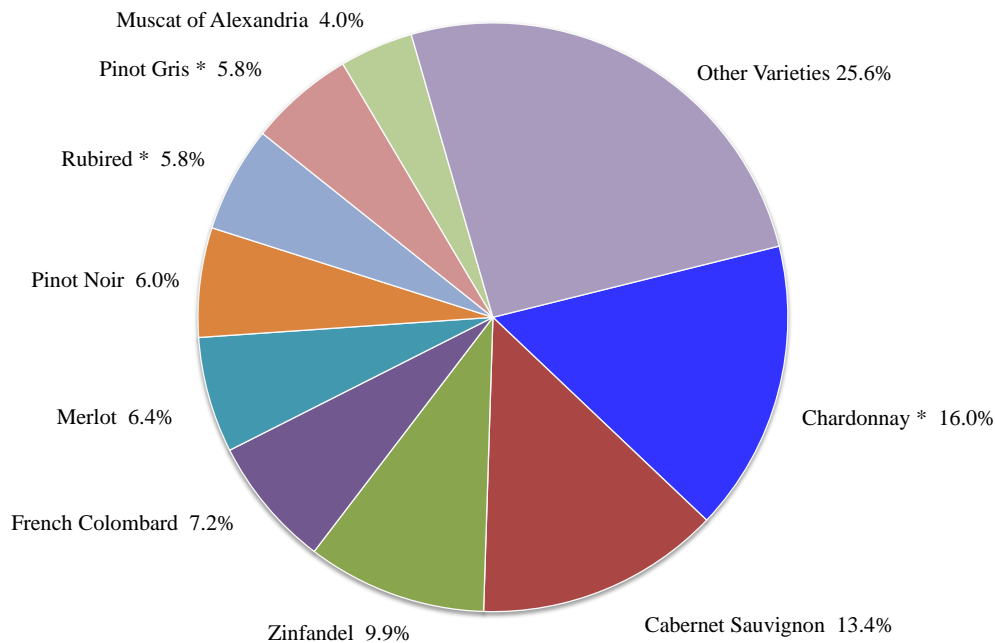
## LEADING GRAPE VARIETIES AND DISTRICTS

In 2016, Chardonnay continued to account for the largest percentage of the total crush volume with 16.0 percent. Cabernet Sauvignon accounted for the second leading percentage of crush with 13.4 percent. Thompson Seedless, the leading raisin grape variety crushed for 2016, held 2.0 percent of the total crush.

District 13, (Madera, Fresno, Alpine, Mono, Inyo Counties; and Kings and Tulare Counties north of Nevada Avenue (Avenue 192)), had the largest share of the State’s crush, at 1,331,936 tons. The average price per ton in District 13 was \$301.85.

Grapes produced in District 4 (Napa County) received the highest average price of \$4,685.58 per ton, up 7.8 percent from 2015. District 3 (Sonoma and Marin counties) received the second highest return of \$2,590.23, up 6.1 percent from 2015. The 2016 Chardonnay price of \$886.00 was up 12.4 percent from 2015, and the Cabernet Sauvignon price of \$1,468.34 was up 11.5 percent from 2015. The 2016 average price for Zinfandel was \$604.52, up 5.1 percent from 2015, while the French Colombard average price was up 3.4 percent from 2015 at \$260.82 per ton.

### Leading Grape Varieties Crushed in California Percent of Total 2016 Crush <sup>1/</sup>



Source: USDA, National Agricultural Statistics Service, Pacific Regional Office - California

\*Synonyms for variety names are shown on Page 5 of the *California Grape Crush Report, Final 2016*.

<sup>1/</sup> Percentages may not add to 100%, due to rounding.



## EXPLANATION OF TABLES

**TABLE 1** is a summary of the 2016 crop State totals by grape type and varieties that are shown in detail by grape pricing districts in Tables 2 through 6. State totals and averages for 2015 are shown for comparison.

**TABLE 2** includes over-the-scale fresh tonnage of all grapes crushed by California processors from the 2016 crop. Over-the-scale fresh weight tonnage includes materials other than grapes (MOG) and defects. This table is broken down by the 17 grape pricing districts and by variety. State totals for 2015 are shown for comparison. Crushed tonnage includes all grapes crushed whether: grown and crushed by processors; purchased and crushed by processors; crushed by cooperatives, juice manufacturers, etc.; or crushed for others, including growers.

**TABLE 3** shows the weighted average degrees Brix for all grapes crushed (TABLE 2) by California processors from the 2016 crop. The weighted average degrees Brix is reported by grape pricing districts and variety. State averages for 2015 are shown for comparison.

**TABLE 4** includes net weight fresh tonnage of all grapes purchased for wine, concentrate, juice, vinegar, and beverage brandy by California processors from the 2016 crop. Net weight fresh tonnage does not include material other than grapes (MOG) and defects or other weight adjustments deducted from gross weight. The purchased tonnage is reported by variety and grape pricing districts. State totals for 2015 are shown for comparison. TABLE 4 does not include tonnage purchased as distilling material other than beverage brandy; this is shown in TABLE 7. Prices for all tonnage shown in this table are final and not subject to change. Grapes pooled by cooperatives, those grown by processors and used for their own production and grapes crushed to growers' accounts are not included.

**TABLE 5** shows the weighted average degrees Brix for all grapes purchased for wine, concentrate, juice, vinegar, and beverage brandy (TABLE 4) by California processors from the 2016 crop. The weighted average degrees Brix is reported by grape pricing districts and variety. State averages for 2015 are shown for comparison. TABLE 5 does not include degrees Brix of tonnage purchased as distilling material other than beverage brandy; this is shown in TABLE 7. Grapes pooled by cooperatives, those grown by processors and used for their own production and grapes crushed to growers' accounts are not included.

**TABLE 6** gives the weighted average price per ton, delivered basis, of all tonnage purchased for wine, concentrate, juice, vinegar, and beverage brandy (TABLE 4) by California processors from the 2016 crop. The weighted average prices are reported by variety, and grape pricing districts. State averages for 2015 are shown for comparison. TABLE 6 does not include prices of tonnage purchased as distilling material other than beverage brandy; this is shown in TABLE 7. Prices shown in this table are final and not subject to change. Grapes pooled by cooperatives, those grown by processors and used for their own production and grapes crushed to growers' accounts are not included.

Weighted average prices reflect final prices through January 10, 2017 and include any Brix adjustments, bonuses or allowances. Prices are equivalent to delivered basis in the area grown including normal within-area hauling allowances. Purchases made on a roadside basis include the usual hauling allowance for local delivery in the area grown. Out-of-area purchases made on a delivered basis do not include extra hauling allowances for delivery outside the area.

The next example indicates the method used for calculating weighted averages.

The following two purchases were made.

Variety	District	Tons	Degrees Brix	Base Price	Price Paid Per Ton	Acceptable Brix Limits	Brix Adjustment Factors	Brix Adjustment Limits
<i>Petite Sirah</i>	1	155.5	20.6	\$450.00	\$364.50	19 - 25	+ or - 10%	Base 22, Min 20, Max 24
<i>Petite Sirah</i>	1	20.5	19.0	\$450.00	\$418.50	19 - 25	+ or - 10%	Base 22, Min 20, Max 24

*Note: The variety, district, base price, and Brix Adjustment Factors (including Brix limits) are the same. The tons purchased, degrees Brix, and price paid per ton are the only differences in this example.*

**Step 1:** Multiply the tons by the Brix for each lot purchased and then add the products to get the total. Also, add the tons purchased.

Variety	District	Tons	Degrees Brix	Total (Tons X Brix)
<i>Petite Sirah</i>	1	155.5	20.6	155.5 X 20.6 = 3,203.3
<i>Petite Sirah</i>	1	20.5	19.0	20.5 X 19.0 = 389.5
<b>TOTALS</b>		<b>176.0</b>		<b>3,592.8</b>

**Step 2:** Divide the total (3,592.8) by the total tons purchased (176.0) to get the **Weighted Average Degrees Brix**.

$$\frac{3,592.8}{176.0} = 20.4$$

**Step 3:** Multiply the purchased tons by the Price Paid Per Ton for each lot purchased and then add the products to get the total.

Variety	District	Tons	Price Paid Per Ton	Total (Tons X Brix)
<i>Petite Sirah</i>	1	155.5	\$364.50	155.5 X 364.50 = 56,679.8
<i>Petite Sirah</i>	1	20.5	\$418.50	20.5 X 418.50 = 8,579.3
<b>TOTALS</b>		<b>176.0</b>		<b>65,259.1</b>

**Step 4:** Divide the total (65,259.1) by the total tons purchased (176.0) to get the **Weighted Average Price Per Ton**:

$$\frac{65,259.1}{176.0} = \$370.79$$

**TABLE 7** shows all grape tonnage purchased as distilling material other than beverage brandy by California processors from the 2016 crop. The tonnage, weighted average degrees Brix and price per ton are shown by grape type and variety. State totals and averages for 2015 are given for comparison.

**TABLE 8** shows base prices paid to growers by Brix adjustment factors, purchased tonnage, type, variety and reporting district where grown. Weighted average base prices and total purchased tonnage are included.

The Brix adjustment factors determine adjustments to base prices to compensate for sugar variations. In this report, adjustments are expressed in dollars per ton, or percent of base price per degree variance from the established Brix base. Occasional lots are traded on price per degree Brix as delivered.

**TABLE 9** includes tonnage of all grapes crushed to growers' accounts by California processors from the 2016 crop. Growers retained ownership of these grapes at the time of crushing. This tonnage is reported by grape pricing district and variety. Comparisons with 2015 are shown. (*Table 9 only appears in the Final Grape Crush Report.*)

**TABLE 10** gives the weighted average price per ton, delivered basis, of all tonnage purchased from non-related sources for wine, concentrate, juice, vinegar, and beverage brandy (TABLE 4) by California processors from the 2016 crop. The weighted average prices are reported by variety, and grape pricing districts. State averages for 2015 are shown for comparison. TABLE 10 does not include prices of tonnage purchased as distilling material other than beverage brandy, this is shown in TABLE 7. Prices shown in this table are final and not subject to change. Grapes pooled by cooperatives, those grown by processors and used for their own production and grapes crushed to growers' accounts are not included.

Non-Related Purchased Tons: Excludes tonnage of grapes purchased from a grower if:

- The grower or an affiliate of the grower, or both the grower and the affiliate of the grower, owned, directly or indirectly, at least 5 percent of the indicia of ownership or voting authority of the winery (processor);
- The winery (processor) or an affiliate of the winery, or both the winery and the affiliate of the winery, owned, directly or indirectly, at least 5 percent of the indicia of ownership or voting authority of the grower;
- The winery (processor) or an affiliate of the winery, or both the winery and the affiliate of the winery, provided long-term financing to the grower in exchange for rights or options to purchase a significant portion of the grower's harvest.

#### Grape Variety Synonyms

Alicante Bouschet \*-Alicante  
 Beauty Seedless \*-Black Beauty  
 Black Prince \*-Rose of Peru  
 Blaufraenkisch \*-Lemberger  
 Burger \*-Monbadon  
 Chardonnay \*-Pinot Chardonnay, Chardonnay  
 Musque  
 Cinsaut \*-Black Malvoisie, Black Malvasia  
 Crimson Seedless \*-Red Crimson  
 Emerald Seedless \*-Black Seedless  
 Flame Seedless \*-Red Flame  
 Gamay (Napa) \*-Gamay, Valdiguie  
 Gray Riesling \*-Trousseau Gris  
 Grenache \*-Grenache Noir  
 Italia \*-Muscat Italia

Malaga \*-White Malaga  
 Mataro \*-Mourvedre  
 Meunier \*-Pinot Meunier  
 Moscato Giallo \*-Muscat Yellow  
 Muscat Blanc \*-Muscat Canelli,  
 Muscat Blanc A Petits Grains  
 Muscat Hamburg \*-Black Muscat  
 Negrette \*-Pinot St. George  
 Nero D'Avola \*-Calabrese  
 Other Red Wine -Lenoir, Gros Verdot, Criolla,  
 Ruby Royal, Tinta Amarella, Cynthiana  
 Tinta Negra Mole  
 Other White Wine -Aligote, Vidal  
 Palomino \*-Golden Chasselas  
 Pinot Gris \*-Pinot Grigio

Princess \*-Melissa  
 Red Globe \*-Rose Ito  
 Refosco \*-Mondeuse  
 Ribolla Gialla \*-Rebolla  
 Rubired \*-Tintoria  
 Ruby Seedless \*-King Ruby  
 Sangiovese \*-Sangioveseto, Brunello  
 Sauvignon Vert \*-Muscadelle  
 St. Emilion \*-Ugni Blanc, Trebbiano  
 Syrah \*-French Syrah, Shiraz, Syrah Noir  
 Tempranillo \*-Tinta Roriz, Valdepenas  
 Touriga Nacional \*-Touriga  
 Trousseau \*-Bastardo  
 Vermentino \*-Vennentino  
 White Riesling \*-Johannisberg Riesling, Riesling

\* indicates the published name includes more than one variety name

**TABLE 1: STATE TOTALS OF GRAPES FOR CRUSHING BY TYPE AND VARIETY,  
WEIGHTED AVERAGE DEGREES BRIX, AND WEIGHTED AVERAGE DOLLARS PER TON, 2015-16**

Type and Variety	Total Tons Crushed		Avg. Brix Crushed		Total Purchased Tons		Avg. Brix Purchased		Wtd. Avg. Dollars Per Ton	
	2016	2015	2016	2015	2016	2015	2016	2015	2016	2015
<b>RAISIN GRAPES:</b>										
Fiesta	12,797.9	14,004.8	22.9	19.9	11,317.9	13,403.8	22.4	19.8	176.58	224.57
Thompson Seedless	85,401.5	78,421.9	21.3	20.4	51,788.8	41,390.2	20.8	19.4	221.72	254.93
Other Raisin 1/	5.1	4.9	25.9	26.4	5.1	4.9	25.9	26.4	400.00	400.00
<b>Total Raisin</b>	<b>98,204.5</b>	<b>92,431.6</b>	<b>21.5</b>	<b>20.3</b>	<b>63,111.8</b>	<b>54,798.9</b>	<b>21.1</b>	<b>19.5</b>	<b>213.64</b>	<b>247.52</b>
<b>TABLE GRAPES: 2/</b>										
Allison	62.3	0.0	21.2	0.0	62.3	0.0	21.2	0.0	100.00	0.00
Autumn King	8,222.1	9,136.5	19.0	19.7	1,448.0	0.0	19.1	0.0	151.70	0.00
Autumn Royal	3,778.7	2,883.7	20.8	20.5	1,170.3	0.0	20.7	0.0	150.92	0.00
Beauty Seedless *	0.0	93.1	0.0	22.8	0.0	0.0	0.0	0.0	0.00	0.00
Black Monukka	0.0	89.5	0.0	26.3	0.0	0.0	0.0	0.0	0.00	0.00
Blanc Seedless	0.0	1,459.1	0.0	20.0	0.0	0.0	0.0	0.0	0.00	0.00
Calmeria	59.9	331.5	20.8	20.5	0.0	0.0	0.0	0.0	0.00	0.00
Christmas Rose	53.6	44.9	21.1	20.1	0.0	0.0	0.0	0.0	0.00	0.00
Cotton Candy	1,121.2	0.0	21.8	0.0	0.0	0.0	0.0	0.0	0.00	0.00
Crimson Seedless *	15,571.0	10,790.4	20.4	20.7	4,157.8	74.0	20.3	20.6	151.57	50.00
Emerald Seedless *	1,245.8	716.7	21.2	20.9	201.4	0.0	20.9	0.0	150.00	0.00
Emperor	0.0	19.2	0.0	26.6	0.0	0.0	0.0	0.0	0.00	0.00
Fantasy Seedless	0.0	345.1	0.0	24.4	0.0	18.4	0.0	20.9	0.00	50.00
Flame Seedless *	6,906.4	3,316.5	21.6	21.1	828.7	0.0	20.8	0.0	150.48	0.00
Flame Tokay	62.0	526.8	20.5	20.6	61.8	525.4	20.5	20.6	265.94	275.86
Italia *	23.4	79.4	21.4	20.9	0.0	0.0	0.0	0.0	0.00	0.00
Krissy	0.0	65.0	0.0	24.0	0.0	0.0	0.0	0.0	0.00	0.00
Malaga *	14.1	136.5	22.0	17.8	14.0	29.8	22.0	20.8	199.00	198.47
Perlette	0.0	138.2	0.0	24.7	0.0	0.0	0.0	0.0	0.00	0.00
Princess *	1,017.8	1,002.7	21.5	21.0	354.9	22.9	20.8	21.2	150.00	50.00
Pristine	445.6	0.0	19.5	0.0	0.0	0.0	0.0	0.0	0.00	0.00
Red Globe *	18,642.3	8,862.2	19.6	20.5	10,611.2	19.2	19.6	22.1	156.88	2500.00
Ribier	59.0	55.5	21.3	21.3	59.0	43.5	21.3	22.8	300.00	300.00
Rouge	3.5	0.0	19.8	0.0	3.5	0.0	19.8	0.0	150.00	0.00
Ruby Seedless *	1,230.2	1,925.9	22.6	19.8	725.1	245.9	23.1	22.7	162.42	150.00
Scarlet	41.6	0.0	21.8	0.0	41.6	0.0	21.8	0.0	100.00	0.00
Scarlet Royal	8,440.0	5,446.7	20.8	20.6	3,368.1	0.0	20.8	0.0	150.00	0.00
Sugraone *	30.8	605.1	20.3	20.9	0.0	0.0	0.0	0.0	0.00	0.00
Summer Royal	144.0	464.1	23.1	21.0	0.0	0.0	0.0	0.0	0.00	0.00
Sweet Scarlet	0.0	80.3	0.0	23.0	0.0	0.0	0.0	0.0	0.00	0.00
Sweet Sunshine	1,366.0	1,495.7	21.6	21.0	23.6	0.0	20.8	0.0	150.00	0.00
Timco	0.0	47.2	0.0	30.4	0.0	0.0	0.0	0.0	0.00	0.00
Vintage Red	692.0	0.0	20.4	0.0	256.1	0.0	20.2	0.0	150.00	0.00
Other Table 1/	28,525.4	20,550.4	20.2	20.4	12,377.6	81.8	20.2	24.8	150.42	164.55
<b>Total Table</b>	<b>97,758.7</b>	<b>70,707.9</b>	<b>20.3</b>	<b>20.5</b>	<b>35,765.0</b>	<b>1,060.9</b>	<b>20.2</b>	<b>21.6</b>	<b>153.05</b>	<b>252.63</b>
<b>WINE GRAPES (WHITE):</b>										
Albarino	2,098.3	1,693.0	22.7	22.7	1,638.0	1,314.7	22.5	22.7	1,153.76	1,089.89
Ameis	175.0	171.1	23.0	23.7	111.9	112.0	23.1	24.2	1,939.00	1,886.72
Burger *	26,067.7	29,519.6	17.4	17.4	25,901.2	29,313.1	17.4	17.4	266.79	258.01
Chardonnay *	675,884.6	633,594.4	23.7	24.0	516,824.4	494,067.5	23.5	24.0	886.00	788.04
Chenin Blanc	42,761.1	34,784.9	20.6	20.6	39,661.8	32,696.9	20.6	20.6	383.15	390.46
Cortese	71.7	43.5	21.8	22.7	69.5	10.9	21.9	22.0	712.40	1,204.59
Fiano	52.8	29.1	22.5	22.7	27.4	19.0	22.2	23.0	1,582.46	1,436.97
Flora	33.6	26.8	22.4	21.2	28.8	22.1	22.1	20.2	2,031.13	1,961.67
Folle Blanche	18.7	11.4	23.6	23.8	0.0	0.0	0.0	0.0	0.00	0.00
French Colombard	303,736.0	331,585.5	20.6	20.7	294,670.5	323,973.4	20.5	20.6	260.82	252.17
Gewurztraminer	18,095.3	12,504.8	22.4	23.6	15,945.6	9,794.5	22.3	23.6	716.42	713.48
Gray Riesling *	87.4	55.9	23.1	22.5	87.4	53.8	22.2	22.1	1,563.79	1,576.90
Grenache Blanc	1,422.3	1,159.4	22.7	22.9	883.0	676.3	22.9	22.9	1,779.11	1,755.88
Gruener Veltliner	637.4	539.0	23.6	23.1	431.7	385.9	23.3	22.8	1,281.13	1,235.24
Malvasia Bianca	6,215.7	7,209.0	22.0	21.6	3,596.4	3,562.8	22.9	22.6	637.21	520.27
Marsanne	393.1	498.0	23.7	23.4	247.0	362.1	24.0	23.5	1,878.72	1,414.04
Melon	20.6	19.8	23.0	22.7	13.9	11.9	24.2	24.2	2,052.14	1,784.47
Moscato Gaillo *	12.4	46.5	22.9	21.1	2.7	36.0	22.4	20.5	1,355.56	537.22
Muscat Blanc *	26,369.3	25,974.2	23.3	23.6	22,087.1	21,083.1	23.6	24.0	439.78	418.99
Muscat Orange	3,789.6	3,539.9	23.6	23.8	3,039.1	2,849.0	23.8	23.8	542.64	531.39
Muscat of Alexandria	170,431.3	180,237.6	21.7	22.6	150,135.8	154,910.1	21.8	22.8	281.80	283.26
Palomino *	699.9	816.4	20.2	18.2	682.4	801.8	20.2	18.1	301.05	289.57
Pecorino	21.2	0.0	24.0	0.0	21.2	0.0	24.0	0.0	2,200.00	0.00
Picpoul Blanc	116.4	93.5	22.1	22.2	63.1	44.7	21.7	21.7	2,011.18	2,286.47
Pinot Blanc	1,417.0	963.5	23.5	23.5	929.8	487.2	24.2	24.1	1,469.36	1,536.43
Pinot Gris *	243,735.8	185,197.0	21.6	22.1	223,352.8	170,721.8	21.6	22.2	521.02	528.19
Ribolla Gialla *	41.3	22.0	20.9	20.9	37.4	20.1	20.9	22.2	3,092.92	3,151.49
Roussanne	1,139.8	1,144.0	23.8	23.8	593.5	641.5	24.2	24.2	1,996.67	1,786.20
Sauvignon Blanc	107,549.3	88,330.7	22.3	22.8	80,707.8	69,061.1	22.0	22.6	1,031.76	920.68
Sauvignon Musque	1,025.2	932.3	23.6	23.7	592.7	544.6	23.6	23.6	1,581.83	1,591.86
Sauvignon Vert *	18.8	25.0	23.4	23.0	18.8	23.5	23.4	23.0	2,549.88	2,431.52
Semillon	4,093.0	3,558.3	19.4	19.7	2,938.2	2,501.5	18.2	18.4	843.73	884.84
St. Emilion *	47.2	25.7	21.0	21.8	9.4	6.9	19.0	18.4	2,229.79	2,072.46
Sylvaner	36.9	11.4	20.5	21.7	0.0	0.0	0.0	0.0	0.00	0.00
Symphony	24,737.1	38,875.0	21.3	19.8	10,995.2	17,203.8	21.9	21.2	320.29	313.06
Tocai Friulano	75.4	76.9	22.2	23.5	47.8	48.1	21.8	22.9	1,952.83	1,581.41
Torrontes	40.1	17.1	22.1	22.8	32.3	17.1	22.1	22.6	1,346.13	1,449.71
Triplet Blanc	13,833.0	15,398.9	21.5	21.6	13,754.4	15,286.7	21.5	21.6	201.58	197.51
Verdejo	67.8	0.0	22.1	0.0	53.3	0.0	21.9	0.0	1,214.82	0.00
Verdelho	3,240.0	2,296.0	23.1	23.1	2,975.9	2,066.4	23.0	23.1	582.59	558.84
Vermantino *	1,302.6	1,006.3	20.1	20.9	1,065.1	846.1	19.8	20.8	821.77	714.34
Vernaccia	26.1	19.2	24.4	23.2	26.1	10.1	24.4	23.7	2,089.56	1,825.74
Viognier	22,675.8	19,436.5	25.5	25.9	18,678.5	16,324.0	25.6	25.9	658.77	687.81
White Riesling *	41,274.8	35,878.6	21.4	22.0	24,108.2	19,794.0	21.8	22.8	667.60	701.21
Other White 1/	6,965.2	6,555.9	22.3	20.9	4,751.2	5,379.3	22.1	20.6	268.05	333.36
<b>Total White</b>	<b>1,752,553.6</b>	<b>1,663,923.6</b>	<b>22.3</b>	<b>22.5</b>	<b>1,461,838.3</b>	<b>1,397,085.4</b>	<b>22.1</b>	<b>22.5</b>	<b>598.07</b>	<b>540.31</b>



**TABLE 1: STATE TOTALS OF GRAPES FOR CRUSHING BY TYPE AND VARIETY,  
WEIGHTED AVERAGE DEGREES BRIX, AND WEIGHTED AVERAGE DOLLARS PER TON, 2015-16**

Type and Variety	Total Tons Crushed		Avg. Brix Crushed		Total Purchased Tons		Avg. Brix Purchased		Wtd. Avg. Dollars Per Ton	
	2016	2015	2016	2015	2016	2015	2016	2015	2016	2015
	<b>WINE GRAPES (RED):</b>									
Aglianico	139.9	124.9	24.1	23.9	78.7	68.0	23.4	23.5	1,552.50	1,502.78
Aleatico	26.9	17.0	24.6	24.9	23.2	12.9	24.7	24.9	2,653.53	2,304.34
Alicante Bouschet *	6,327.7	7,216.3	23.1	22.7	3,876.9	5,261.4	22.9	22.2	504.46	369.98
Arinarnoa	3,496.0	347.2	24.3	23.9	3,495.5	346.7	24.3	23.9	350.00	400.00
Barbera	45,740.7	51,617.6	23.3	23.8	44,505.4	50,446.5	23.2	23.8	368.22	343.35
Blaufraenkisch *	20.1	24.1	23.3	24.3	10.2	4.5	22.4	23.0	1,810.78	3,400.00
Cabernet Franc	10,463.8	10,550.4	25.8	26.0	6,410.3	7,105.6	25.7	26.2	2,694.79	2,162.02
Cabernet Sauvignon	566,573.5	455,778.5	25.1	25.3	441,324.3	361,874.9	25.1	25.2	1,468.34	1,316.71
Carignane	14,394.1	12,296.2	22.4	23.6	14,015.4	12,005.0	22.3	23.6	472.73	489.13
Carmenere	46.5	24.0	24.8	24.4	26.7	8.2	25.1	23.7	1,675.35	1,867.07
Carnelian	2,474.9	2,785.4	24.8	26.6	2,461.9	2,751.8	24.8	26.7	249.29	257.22
Centurian	986.2	1,212.6	24.3	25.3	982.8	1,207.9	24.3	25.3	386.13	362.51
Charbono	313.8	311.2	23.7	23.8	213.0	164.4	24.0	24.3	2,613.21	2,423.48
Ciliegliolo	10.7	11.1	24.5	23.3	9.5	10.6	24.1	23.2	1,297.37	1,357.08
Cinsaut *	501.7	426.7	23.3	23.9	362.7	310.5	23.0	23.8	1,615.18	1,413.95
Counoise	193.2	160.7	22.9	22.8	119.8	96.5	22.9	22.6	1,813.24	1,654.11
Dolcetto	380.2	272.3	23.9	23.7	297.1	222.0	23.7	23.5	1,513.38	1,440.21
Dornfelder	1,531.5	1,305.0	23.1	23.4	887.6	691.1	22.8	23.3	422.20	488.00
Durif	33.9	34.0	24.8	26.3	1.2	0.0	23.9	0.0	1,450.00	0.00
Freisa	15.6	10.4	26.8	26.1	5.8	3.4	25.4	24.4	963.36	1,000.00
Gamay (Napa) *	1,704.3	1,387.0	21.8	21.7	1,359.7	1,018.8	21.6	21.1	858.55	810.03
Gamay Noir Au Jus Blanc	35.9	23.8	21.2	21.8	31.7	22.5	21.3	23.3	2,057.10	1,767.56
Graciano	296.3	270.7	25.2	25.7	209.2	188.2	25.3	25.9	915.20	934.10
Grenache *	38,659.0	42,408.2	22.3	22.7	35,108.4	39,769.8	22.1	22.6	616.53	497.59
Grignolino	51.9	36.1	23.2	23.2	0.6	0.0	23.5	0.0	1,500.00	0.00
Lagrein	451.1	332.4	25.0	25.4	155.9	101.8	25.8	27.3	2,008.21	2,152.69
Lambrusco	257.6	215.2	25.0	25.2	0.0	0.0	0.0	0.0	0.00	0.00
Malbec	37,017.7	27,764.4	24.2	24.5	28,070.6	20,653.5	24.1	24.5	1,003.99	937.54
Mataro *	4,608.7	3,647.4	24.4	25.0	3,613.4	2,817.6	24.3	25.1	1,618.19	1,493.59
Merlot	268,968.9	252,897.8	25.2	25.2	214,565.2	201,523.9	25.1	25.2	774.32	740.93
Meunier *	785.2	537.3	20.4	20.8	357.8	295.3	20.3	20.1	2,099.82	2,060.44
Mission	2,422.0	5,700.6	21.7	22.9	2,383.7	5,658.8	21.7	22.9	219.84	233.92
Monastrell	19.3	0.0	26.1	0.0	6.0	0.0	27.3	0.0	2,003.33	0.00
Montepulciano	573.5	399.7	23.3	24.6	274.9	224.3	25.2	24.5	1,484.44	1,281.34
Muscat Hamburg *	612.5	633.4	25.3	24.5	563.0	611.7	25.3	24.5	630.86	589.89
Nebbiolo	511.7	407.2	24.4	23.9	401.1	298.7	24.7	23.8	1,184.74	1,196.83
Negrette *	27.1	20.8	25.5	23.2	17.2	19.9	25.7	23.1	1,897.38	1,450.25
Negroamaro	73.0	96.5	25.9	24.1	67.2	83.0	25.9	24.2	1,183.84	1,163.87
Nero D'Avola *	73.7	59.4	24.3	23.6	54.9	37.5	24.2	22.9	1,134.15	1,206.00
Petit Verdot	32,067.0	22,155.3	25.3	25.2	23,723.5	16,540.3	25.4	25.2	1,240.52	1,213.97
Petite Sirah	105,003.0	75,217.4	25.5	25.9	85,331.2	60,768.4	25.6	26.1	1,023.94	1,020.07
Pinot Noir	253,994.7	185,078.8	24.9	25.0	186,007.8	138,545.4	24.9	25.2	1,636.26	1,473.03
Pinotage	76.6	80.4	25.4	24.5	29.6	53.0	25.7	24.1	1,458.17	1,360.63
Primitivo	1,770.3	1,860.8	25.9	26.1	970.9	988.4	26.1	26.9	1,577.70	1,472.79
Refosco *	533.0	324.0	23.5	27.3	518.2	309.2	23.5	27.5	356.52	490.95
Royalty	31.3	37.6	24.7	24.8	31.3	37.6	23.0	24.1	475.00	425.00
Rubired *	246,051.8	279,515.6	24.3	23.8	237,348.9	269,778.4	24.4	23.8	279.23	278.42
Ruby Cabernet	54,733.6	67,686.1	24.7	25.2	54,326.1	66,993.2	24.7	25.2	304.18	304.09
Sagrantino	53.4	39.7	25.4	25.0	28.8	11.3	24.9	24.0	884.98	1,386.11
Salvador	448.1	355.6	23.0	23.3	448.1	352.1	23.0	23.3	301.29	318.51
Sangiovese *	6,362.6	5,731.3	24.3	24.2	3,965.4	3,360.1	24.0	24.2	1,183.92	1,109.55
Segalin	1,107.5	762.3	24.3	24.5	1,106.4	762.3	24.3	24.5	300.00	400.00
Souzao	554.2	477.8	25.1	25.7	445.4	377.1	25.1	25.7	727.66	735.64
St Laurent	34.5	16.4	20.9	21.9	18.4	16.4	19.7	22.1	2,256.52	2,112.73
Syrah *	108,354.5	93,293.6	25.5	26.4	84,120.2	73,805.8	25.4	26.4	784.59	695.25
Tannat	6,231.0	5,892.0	26.3	25.4	4,212.8	4,307.9	26.2	25.1	664.80	619.26
Tempranillo *	12,399.8	11,173.2	23.3	24.3	10,770.6	9,881.3	23.0	24.2	599.64	571.13
Teroldego	7,964.3	2,013.6	25.7	25.4	5,211.3	827.4	25.6	25.9	795.07	889.44
Tinta Cao	485.1	577.9	24.0	24.2	450.0	550.6	24.0	24.2	572.61	456.59
Tinta Madeira	91.8	96.1	26.7	25.9	32.7	13.9	27.1	27.5	712.69	609.94
Touriga Nacional *	2,484.9	1,735.6	24.4	25.0	2,309.0	1,554.0	24.3	25.0	706.37	695.22
Trousseau *	75.3	41.6	22.7	24.1	54.8	29.1	23.0	25.0	1,080.29	1,002.06
Zinfandel	416,615.2	388,482.7	22.1	22.2	395,249.2	369,003.1	21.9	22.0	604.52	575.02
Other Red 1/	10,249.3	17,387.2	22.3	21.9	9,089.8	15,753.7	22.2	22.0	354.77	238.62
<b>Total Red</b>	<b>2,278,593.1</b>	<b>2,041,396.1</b>	<b>24.3</b>	<b>24.4</b>	<b>1,912,148.9</b>	<b>1,750,537.2</b>	<b>24.2</b>	<b>24.2</b>	<b>918.34</b>	<b>789.83</b>
<b>TOTAL WINE</b>	<b>4,031,146.7</b>	<b>3,705,319.7</b>	<b>23.4</b>	<b>23.5</b>	<b>3,373,987.2</b>	<b>3,147,622.6</b>	<b>23.3</b>	<b>23.5</b>	<b>779.58</b>	<b>679.08</b>
<b>TOTAL ALL VARIETIES</b>	<b>4,227,109.9</b>	<b>3,868,459.2</b>	<b>23.3</b>	<b>23.4</b>	<b>3,472,864.0</b>	<b>3,203,482.4</b>	<b>23.2</b>	<b>23.4</b>	<b>762.84</b>	<b>671.55</b>

**TABLE 2: TONS OF GRAPES CRUSHED BY CALIFORNIA PROCESSORS  
FROM THE 2016 CROP BY TYPE, VARIETY, AND REPORTING DISTRICT WHERE GROWN, WITH COMPARISONS**

Type and Variety	1	2	3	4	5	6	7	8	9	10
	Tons									
<b>RAISIN GRAPES:</b>										
Fiesta	0.0	0.0	0.0	0.0	0.0	0.0	0.0	0.0	0.0	0.0
Thompson Seedless	0.0	0.0	0.0	0.0	0.0	0.0	0.0	2.0	0.0	1,794.7
Other Raisin 1/	0.0	0.0	0.0	0.0	0.0	0.0	0.0	0.0	0.0	0.0
Total Raisin	0.0	0.0	0.0	0.0	0.0	0.0	0.0	2.0	0.0	1,794.7
<b>TABLE GRAPES:</b>										
Allison	0.0	0.0	0.0	0.0	0.0	0.0	0.0	0.0	0.0	0.0
Autumn King	0.0	0.0	0.0	0.0	0.0	0.0	0.0	0.0	0.0	0.0
Autumn Royal	0.0	0.0	0.0	0.0	0.0	0.0	0.0	0.0	0.0	0.0
Beauty Seedless *	0.0	0.0	0.0	0.0	0.0	0.0	0.0	0.0	0.0	0.0
Black Monukka	0.0	0.0	0.0	0.0	0.0	0.0	0.0	0.0	0.0	0.0
Blanc Seedless	0.0	0.0	0.0	0.0	0.0	0.0	0.0	0.0	0.0	0.0
Calmeria	0.0	0.0	0.0	0.0	0.0	0.0	0.0	0.0	0.0	0.0
Christmas Rose	0.0	0.0	0.0	0.0	0.0	0.0	0.0	0.0	0.0	0.0
Cotton Candy	0.0	0.0	0.0	0.0	0.0	0.0	0.0	0.0	0.0	0.0
Crimson Seedless *	0.0	0.0	0.0	0.0	0.0	0.0	0.0	0.0	0.0	0.0
Emerald Seedless *	0.0	0.0	0.0	0.0	0.0	0.0	0.0	0.0	0.0	0.0
Emperor	0.0	0.0	0.0	0.0	0.0	0.0	0.0	0.0	0.0	0.0
Fantasy Seedless	0.0	0.0	0.0	0.0	0.0	0.0	0.0	0.0	0.0	0.0
Flame Seedless *	0.0	0.0	0.0	0.0	0.0	0.0	0.0	0.0	0.0	0.0
Flame Tokay	0.0	0.0	0.0	0.0	0.0	0.0	0.0	0.0	0.0	0.0
Italia *	0.0	0.0	0.0	0.0	0.0	0.0	0.0	0.0	0.0	0.0
Krissy	0.0	0.0	0.0	0.0	0.0	0.0	0.0	0.0	0.0	0.0
Malaga *	0.0	0.0	0.0	0.0	0.0	0.0	0.0	0.0	0.0	0.0
Perlette	0.0	0.0	0.0	0.0	0.0	0.0	0.0	0.0	0.0	0.0
Princess *	0.0	0.0	0.0	0.0	0.0	0.0	0.0	0.0	0.0	0.0
Pristine	0.0	0.0	0.0	0.0	0.0	0.0	0.0	0.0	0.0	0.0
Red Globe *	0.0	0.0	25.6	0.0	0.0	0.0	0.0	0.0	0.0	0.0
Ribier	0.0	0.0	0.0	0.0	0.0	0.0	0.0	0.0	0.0	0.0
Rouge	0.0	0.0	0.0	0.0	0.0	0.0	0.0	0.0	0.0	0.0
Ruby Seedless *	0.0	0.0	0.0	0.0	0.0	0.0	0.0	0.0	0.0	0.0
Scarlet	0.0	0.0	0.0	0.0	0.0	0.0	0.0	0.0	0.0	0.0
Scarlet Royal	0.0	0.0	0.0	0.0	0.0	0.0	0.0	0.0	0.0	0.0
Sugraone *	0.0	0.0	0.0	0.0	0.0	0.0	0.0	0.0	0.0	0.0
Summer Royal	0.0	0.0	0.0	0.0	0.0	0.0	0.0	0.0	0.0	0.0
Sweet Scarlet	0.0	0.0	0.0	0.0	0.0	0.0	0.0	0.0	0.0	0.0
Sweet Sunshine	0.0	0.0	0.0	0.0	0.0	0.0	0.0	0.0	0.0	0.0
Timco	0.0	0.0	0.0	0.0	0.0	0.0	0.0	0.0	0.0	0.0
Vintage Red	0.0	0.0	0.0	0.0	0.0	0.0	0.0	0.0	0.0	0.0
Other Table 1/	0.0	0.0	0.0	0.0	0.0	0.0	0.0	0.0	0.0	1.2
Total Table	0.0	0.0	25.6	0.0	0.0	0.0	0.0	0.0	0.0	1.2
<b>WINE GRAPES (WHITE):</b>										
Albarino	2.8	0.0	48.2	92.9	18.7	2.0	373.4	447.3	20.8	39.6
Arneis	22.7	0.0	109.2	0.8	0.0	0.0	0.0	3.0	0.0	2.5
Burger *	0.0	0.0	0.0	0.0	0.0	0.0	0.0	0.0	0.0	0.0
Chardonnay *	30,150.5	2,379.9	74,954.2	25,922.4	5,168.5	6,434.2	94,974.7	42,975.4	16,646.8	553.3
Chenin Blanc	111.5	6.4	35.9	48.6	1,132.8	0.0	834.2	392.2	157.6	13.1
Cortese	5.7	0.0	0.0	0.0	0.0	0.0	0.0	4.4	0.0	0.0
Fiano	0.0	0.0	11.1	0.8	0.0	6.0	1.6	2.0	5.5	8.0
Flora	2.6	0.0	0.0	28.8	0.0	0.0	0.0	0.0	0.0	2.2
Folle Blanche	0.0	0.0	18.7	0.0	0.0	0.0	0.0	0.0	0.0	0.0
French Colombard	166.9	0.0	31.9	0.0	4.9	0.0	0.0	0.0	2,271.1	476.4
Gewurztraminer	542.7	103.4	284.2	26.5	999.8	459.1	8,557.2	126.8	8.8	5.7
Gray Riesling *	18.2	0.0	42.3	0.0	0.0	0.0	0.0	0.0	0.0	0.0
Grenache Blanc	4.5	7.6	101.5	28.9	4.8	3.0	120.5	922.9	17.2	39.7
Gruener Veltliner	0.0	0.0	50.5	12.8	0.0	7.9	339.7	160.3	0.0	0.0
Malvasia Bianca	0.0	0.0	13.1	5.8	19.0	33.6	968.9	149.1	1.2	0.1
Marsanne	25.1	8.6	39.2	34.6	0.0	4.7	71.5	145.7	3.1	39.9
Melon	0.0	0.0	13.9	0.0	0.0	0.0	0.0	6.6	0.0	0.1
Moscato Gaillo *	0.0	0.0	4.2	0.0	0.0	0.0	0.0	1.0	0.6	2.1
Muscat Blanc *	236.1	255.4	165.6	366.6	94.8	40.9	989.5	672.4	243.0	32.4
Muscat Orange	55.9	4.4	0.0	13.5	242.9	28.3	18.0	230.5	418.1	27.8
Muscat of Alexandria	3.4	25.4	1.9	2.0	0.0	1.6	0.0	2.8	2,764.8	1.9
Palomino *	0.0	0.0	5.4	0.0	0.0	17.1	0.0	0.0	0.0	0.0
Pecorino	0.0	0.0	0.0	0.0	0.0	0.0	0.0	0.0	0.0	0.0
Picpoul Blanc	1.0	0.0	4.6	3.5	0.0	2.5	19.3	70.5	3.0	9.5
Pinot Blanc	140.1	0.0	230.6	73.3	0.0	5.2	842.1	119.7	0.0	2.8
Pinot Gris *	431.4	629.0	1,496.3	373.2	2,030.3	1,067.6	7,783.7	2,936.0	6,839.0	120.7
Ribolla Gialla *	0.0	0.0	15.3	26.0	0.0	0.0	0.0	0.0	0.0	0.0
Roussanne	82.8	85.1	84.3	57.8	0.0	11.8	52.1	545.3	3.2	85.5
Sauvignon Blanc	4,092.6	15,814.0	16,114.4	13,875.4	838.7	1,222.0	7,566.5	6,570.0	683.5	526.8
Sauvignon Musque	87.3	149.4	480.9	249.8	0.0	0.0	57.1	0.0	0.3	0.0
Sauvignon Vert *	0.0	0.0	7.2	11.6	0.0	0.0	0.0	0.0	0.0	0.0
Semillon	45.8	333.7	407.9	742.0	0.0	79.7	38.0	34.3	155.1	38.1
St. Emilion *	0.0	0.0	0.0	26.0	0.0	8.8	0.0	5.6	6.7	0.1
Sylvaner	0.0	0.0	16.8	0.0	0.0	0.0	0.0	20.1	0.0	0.0
Symphony	2.6	0.0	0.5	0.0	121.0	0.0	0.0	0.0	0.0	0.0
Tocai Friulano	31.3	0.0	6.9	8.8	0.0	0.0	0.0	27.9	0.0	0.5
Torrontes	0.0	0.0	0.0	0.0	0.0	0.0	0.0	5.6	0.0	0.0
Triplet Blanc	0.0	0.0	0.0	0.0	0.0	0.0	0.0	0.0	0.0	0.0
Verdejo	0.0	0.0	0.0	0.9	0.0	0.0	0.0	2.9	8.6	5.6
Verdelho	0.0	0.0	2.5	2.9	37.5	15.0	3.0	44.8	166.4	35.5
Vermentino *	0.0	5.2	105.8	18.0	2.5	0.0	3.7	108.6	47.2	50.6
Vernaccia	0.0	0.0	26.1	0.0	0.0	0.0	0.0	0.0	0.0	0.0
Viognier	589.8	207.1	545.9	254.9	252.2	124.1	536.9	2,091.0	509.2	390.5
White Riesling *	310.8	126.3	317.7	278.6	453.6	4.2	8,188.3	1,089.6	9.6	29.4
Other White 1/	7.8	19.2	57.6	15.9	2.0	9.7	15.1	56.1	7.9	8.3
Total White	37,171.9	20,160.1	95,852.3	42,603.6	11,424.0	9,589.0	132,355.0	59,970.4	30,998.3	2,548.7

**TABLE 2: TONS OF GRAPES CRUSHED BY CALIFORNIA PROCESSORS  
FROM THE 2016 CROP BY TYPE, VARIETY, AND REPORTING DISTRICT WHERE GROWN, WITH COMPARISONS**

Type and Variety	11	12	13	14	15	16	17	2016 State Total	2015 State Total
<b>Tons</b>									
<b>RAISIN GRAPES:</b>									
Fiesta	0.0	0.0	11,448.0	1,349.9	0.0	0.0	0.0	12,797.9	14,004.8
Thompson Seedless	0.5	99.9	53,983.2	29,521.2	0.0	0.0	0.0	85,401.5	78,421.9
Other Raisin 1/	0.0	0.0	5.1	0.0	0.0	0.0	0.0	5.1	4.9
<b>Total Raisin</b>	<b>0.5</b>	<b>99.9</b>	<b>65,436.3</b>	<b>30,871.1</b>	<b>0.0</b>	<b>0.0</b>	<b>0.0</b>	<b>98,204.5</b>	<b>92,431.6</b>
<b>TABLE GRAPES:</b>									
Allison	0.0	0.0	62.3	0.0	0.0	0.0	0.0	62.3	0.0
Autumn King	0.0	0.0	61.4	8,160.7	0.0	0.0	0.0	8,222.1	9,136.5
Autumn Royal	0.0	0.0	69.6	3,709.1	0.0	0.0	0.0	3,778.7	2,883.7
Beauty Seedless *	0.0	0.0	0.0	0.0	0.0	0.0	0.0	0.0	93.1
Black Monukka	0.0	0.0	0.0	0.0	0.0	0.0	0.0	0.0	89.5
Blanc Seedless	0.0	0.0	0.0	0.0	0.0	0.0	0.0	0.0	1,459.1
Calmeria	0.0	0.0	0.0	59.9	0.0	0.0	0.0	59.9	331.5
Christmas Rose	0.0	0.0	0.0	53.6	0.0	0.0	0.0	53.6	44.9
Cotton Candy	0.0	0.0	0.0	1,121.2	0.0	0.0	0.0	1,121.2	0.0
Crimson Seedless *	0.0	0.0	99.5	15,471.5	0.0	0.0	0.0	15,571.0	10,790.4
Emerald Seedless *	0.0	0.0	34.9	1,210.9	0.0	0.0	0.0	1,245.8	716.7
Emperor	0.0	0.0	0.0	0.0	0.0	0.0	0.0	0.0	19.2
Fantasy Seedless	0.0	0.0	0.0	0.0	0.0	0.0	0.0	0.0	345.1
Flame Seedless *	0.0	0.0	43.4	6,863.0	0.0	0.0	0.0	6,906.4	3,316.5
Flame Tokay	62.0	0.0	0.0	0.0	0.0	0.0	0.0	62.0	526.8
Italia *	0.0	0.0	0.0	23.4	0.0	0.0	0.0	23.4	79.4
Krissy	0.0	0.0	0.0	0.0	0.0	0.0	0.0	0.0	65.0
Malaga *	0.0	0.0	14.1	0.0	0.0	0.0	0.0	14.1	136.5
Perlette	0.0	0.0	0.0	0.0	0.0	0.0	0.0	0.0	138.2
Princess *	0.0	0.0	0.0	1,017.8	0.0	0.0	0.0	1,017.8	1,002.7
Pristine	0.0	0.0	0.0	445.6	0.0	0.0	0.0	445.6	0.0
Red Globe *	0.0	0.0	0.0	18,616.7	0.0	0.0	0.0	18,642.3	8,862.2
Ribier	0.0	0.0	59.0	0.0	0.0	0.0	0.0	59.0	55.5
Rouge	0.0	0.0	0.0	3.5	0.0	0.0	0.0	3.5	0.0
Ruby Seedless *	0.0	0.0	360.3	869.9	0.0	0.0	0.0	1,230.2	1,925.9
Scarlet	0.0	0.0	41.6	0.0	0.0	0.0	0.0	41.6	0.0
Scarlet Royal	0.0	0.0	0.0	8,440.0	0.0	0.0	0.0	8,440.0	5,446.7
Sugraone *	0.0	0.0	0.0	30.8	0.0	0.0	0.0	30.8	605.1
Summer Royal	0.0	0.0	0.0	144.0	0.0	0.0	0.0	144.0	464.1
Sweet Scarlet	0.0	0.0	0.0	0.0	0.0	0.0	0.0	0.0	80.3
Sweet Sunshine	0.0	0.0	0.0	1,366.0	0.0	0.0	0.0	1,366.0	1,495.7
Timco	0.0	0.0	0.0	0.0	0.0	0.0	0.0	0.0	47.2
Vintage Red	0.0	0.0	0.0	692.0	0.0	0.0	0.0	692.0	0.0
Other Table 1/	0.0	3.0	5.4	28,515.8	0.0	0.0	0.0	28,525.4	20,550.4
<b>Total Table</b>	<b>62.0</b>	<b>3.0</b>	<b>851.5</b>	<b>96,815.4</b>	<b>0.0</b>	<b>0.0</b>	<b>0.0</b>	<b>97,758.7</b>	<b>70,707.9</b>
<b>WINE GRAPES (WHITE):</b>									
Albarino	220.4	0.0	20.7	0.0	0.0	15.8	795.7	2,098.3	1,693.0
Arneis	0.0	0.0	0.0	0.0	0.0	36.8	0.0	175.0	171.1
Burger *	3,121.1	790.7	22,155.9	0.0	0.0	0.0	0.0	26,067.7	29,519.6
Chardonnay *	133,633.5	65,799.3	91,931.3	29,619.1	32.1	248.1	54,461.3	675,884.6	633,594.4
Chenin Blanc	1,488.5	4,184.8	18,174.7	421.4	0.0	6.0	15,753.4	42,761.1	34,784.9
Cortese	0.0	0.0	0.0	0.0	0.0	61.6	0.0	71.7	43.5
Fiano	1.2	0.0	0.0	0.0	0.0	4.3	12.3	52.8	29.1
Flora	0.0	0.0	0.0	0.0	0.0	0.0	0.0	33.6	26.8
Folle Blanche	0.0	0.0	0.0	0.0	0.0	0.0	0.0	18.7	11.4
French Colombard	3,065.4	3,042.7	256,332.0	38,344.7	0.0	0.0	0.0	303,736.0	331,585.5
Gewurztraminer	130.6	597.1	0.0	0.0	0.0	45.9	6,207.5	18,095.3	12,504.8
Gray Riesling *	26.9	0.0	0.0	0.0	0.0	0.0	0.0	87.4	55.9
Grenache Blanc	106.3	0.0	2.8	0.0	0.4	18.4	43.8	1,422.3	1,159.4
Gruner Veltliner	0.0	0.0	0.0	0.0	0.0	1.0	65.2	637.4	539.0
Malvasia Bianca	1,123.7	3,362.9	488.8	42.9	0.0	6.6	0.0	6,215.7	7,209.0
Marsanne	0.0	0.0	13.0	0.0	0.0	7.7	0.0	393.1	498.0
Melon	0.0	0.0	0.0	0.0	0.0	0.0	0.0	20.6	19.8
Moscato Gaillo *	0.0	0.0	4.5	0.0	0.0	0.0	0.0	12.4	46.5
Muscat Blanc *	2,382.2	2,266.5	7,716.5	10,279.1	4.4	198.3	425.6	26,369.3	25,974.2
Muscat Orange	1,048.1	882.8	766.9	0.0	0.0	4.6	47.8	3,789.6	3,539.9
Muscat of Alexandria	476.4	10,840.9	121,789.2	34,419.4	2.5	6.5	92.6	170,431.3	180,237.6
Palomino *	0.0	0.0	664.4	0.0	0.0	13.0	0.0	699.9	816.4
Pecorino	0.0	0.0	0.0	0.0	0.0	21.2	0.0	21.2	0.0
Picpoul Blanc	1.5	0.0	0.0	0.0	0.0	1.0	0.0	116.4	93.5
Pinot Blanc	3.2	0.0	0.0	0.0	0.0	0.0	0.0	1,417.0	963.5
Pinot Gris *	62,744.0	49,317.6	61,676.1	27,385.2	0.0	104.7	18,801.0	243,735.8	185,197.0
Ribolla Gialla *	0.0	0.0	0.0	0.0	0.0	0.0	0.0	41.3	22.0
Roussanne	41.7	0.0	4.9	0.0	0.0	85.3	0.0	1,139.8	1,144.0
Sauvignon Blanc	19,179.1	5,155.2	635.6	2,443.7	14.2	173.5	12,644.1	107,549.3	88,330.7
Sauvignon Musque	0.0	0.0	0.4	0.0	0.0	0.0	0.0	1,025.2	932.3
Sauvignon Vert *	0.0	0.0	0.0	0.0	0.0	0.0	0.0	18.8	25.0
Semillon	843.9	0.0	440.7	0.0	0.0	2.8	931.0	4,093.0	3,558.3
St. Emilion *	0.0	0.0	0.0	0.0	0.0	0.0	0.0	47.2	25.7
Sylvaner	0.0	0.0	0.0	0.0	0.0	0.0	0.0	36.9	11.4
Symphony	1,802.9	15,207.5	7,349.5	0.0	1.2	0.0	251.9	24,737.1	38,875.0
Tocai Friulano	0.0	0.0	0.0	0.0	0.0	0.0	0.0	75.4	76.9
Torrontes	25.2	9.2	0.0	0.0	0.0	0.1	0.0	40.1	17.1
Triplet Blanc	0.0	0.0	13,833.0	0.0	0.0	0.0	0.0	13,833.0	15,398.9
Verdejo	34.1	0.0	0.0	0.0	0.0	0.0	15.7	67.8	0.0
Verdelho	2,678.7	20.6	2.7	0.0	0.0	7.8	222.6	3,240.0	2,296.0
Vermantino *	898.9	0.0	0.0	0.0	0.0	62.1	0.0	1,302.6	1,006.3
Vernaccia	0.0	0.0	0.0	0.0	0.0	0.0	0.0	26.1	19.2
Viognier	10,769.3	4,318.7	106.9	1.0	6.7	159.6	1,812.0	22,675.8	19,436.5
White Riesling *	4,727.7	16,986.5	959.2	0.0	0.0	94.9	7,698.4	41,274.8	35,878.6
Other White 1/	923.2	0.0	1,855.8	3,876.3	0.0	17.8	92.5	6,965.2	6,555.9
<b>Total White</b>	<b>251,497.7</b>	<b>182,783.0</b>	<b>606,925.5</b>	<b>146,832.8</b>	<b>61.5</b>	<b>1,343.8</b>	<b>120,436.0</b>	<b>1,752,553.6</b>	<b>1,663,923.6</b>



**TABLE 2: TONS OF GRAPES CRUSHED BY CALIFORNIA PROCESSORS  
FROM THE 2016 CROP BY TYPE, VARIETY, AND REPORTING DISTRICT WHERE GROWN, WITH COMPARISONS**

Type and Variety	1	2	3	4	5	6	7	8	9	10
	Tons									
<b>WINE GRAPES (RED):</b>										
Aglianico	1.4	0.0	20.0	3.4	0.2	0.0	0.5	31.4	13.0	23.0
Aleatico	0.0	0.0	19.0	4.0	0.0	0.0	0.2	0.0	0.0	0.0
Alicante Bouschet *	0.0	0.0	127.5	6.3	0.0	63.0	6.1	37.7	1.6	66.7
Arintarnoa	0.0	0.0	0.0	0.3	0.0	0.0	0.0	0.2	0.0	0.0
Barbera	299.4	116.3	171.2	30.3	29.3	139.9	126.1	388.7	54.9	1,375.1
Blaufraenkisch *	0.0	0.0	1.7	0.0	0.0	0.0	0.0	15.4	1.9	0.0
Cabernet Franc	86.6	524.4	1,382.5	3,023.0	59.4	227.8	647.6	1,620.9	20.7	374.1
Cabernet Sauvignon	10,865.2	15,664.5	41,575.7	66,893.1	1,324.9	5,902.8	31,186.8	68,974.7	3,809.2	3,123.9
Carignane	1,013.7	0.0	390.2	11.3	23.5	424.4	5.8	106.7	0.0	28.4
Carmenere	3.0	0.0	6.9	10.7	0.0	0.0	0.0	10.7	0.4	0.0
Carnelian	0.0	0.0	0.0	0.0	0.0	0.0	0.0	0.0	0.0	0.0
Centurian	0.0	0.0	0.0	0.0	0.0	0.0	0.0	0.0	0.0	0.0
Charbono	30.6	0.0	0.0	182.0	19.4	7.7	0.4	31.5	0.0	29.1
Ciliegiolo	0.0	0.0	2.9	0.0	0.0	0.0	0.0	0.0	0.0	0.0
Cinsaut *	0.0	1.0	31.2	1.5	0.0	50.7	45.5	96.8	0.0	27.4
Counoise	12.0	4.2	13.2	2.5	0.0	15.0	5.3	120.9	2.0	11.3
Dolcetto	96.5	0.0	41.1	10.6	11.4	9.2	36.4	55.0	5.2	23.8
Dornfelder	0.0	0.0	24.3	0.0	0.0	0.0	2.3	4.7	142.6	0.0
Durif	0.0	0.0	0.0	0.0	0.0	1.2	0.0	0.0	31.9	0.8
Freisa	0.0	0.0	3.6	0.0	0.0	0.0	0.0	4.3	0.4	6.2
Gamay (Napa) *	64.4	0.0	7.8	52.1	287.2	3.0	309.9	337.0	0.0	11.3
Gamay Noir Au Jus Blanc	0.0	0.0	0.0	2.4	0.0	0.0	0.0	4.2	0.0	29.3
Graciano	0.0	0.0	4.9	0.0	2.0	10.7	4.6	19.8	15.8	30.6
Grenache *	416.0	159.2	739.7	230.6	25.4	395.8	2,295.2	5,320.6	75.1	503.3
Grignolino	0.0	0.0	0.0	38.5	0.0	12.8	0.0	0.0	0.6	0.0
Lagrein	0.0	0.0	10.1	16.6	0.0	0.0	0.0	164.6	0.0	8.3
Lambrusco	0.0	0.0	0.0	0.0	0.0	0.0	0.0	0.0	0.0	0.0
Malbec	318.6	870.7	2,960.5	2,217.9	109.2	406.8	2,759.2	2,441.5	2,096.4	257.6
Mataro *	33.1	127.8	771.5	39.4	58.9	1,079.2	69.7	1,238.3	29.8	370.8
Merlot	5,968.4	1,625.3	13,761.0	14,915.5	697.4	2,617.8	27,646.9	18,160.6	904.2	806.7
Meunier *	15.0	0.0	509.6	256.0	0.0	0.0	2.8	1.8	0.0	0.0
Mission	0.0	0.0	0.0	0.0	0.0	1.1	0.0	0.7	0.0	14.8
Monastrell	0.0	0.0	0.0	0.0	0.0	0.0	0.0	8.4	0.0	0.0
Montepulciano	22.8	8.1	56.0	1.9	1.0	22.0	4.1	8.0	39.6	39.5
Muscat Hamburg *	0.0	0.0	5.2	0.3	0.0	0.0	1.1	18.9	0.2	30.0
Nebbiolo	15.8	3.2	12.4	13.2	0.0	23.6	0.5	203.0	7.1	64.4
Negrette *	0.0	0.0	1.4	2.0	0.0	0.2	23.5	0.0	0.0	0.0
Negroamaro	3.2	0.0	3.7	0.0	0.0	0.0	0.0	53.6	2.6	3.9
Nero D'Avola *	9.4	0.0	11.6	1.9	0.0	0.0	0.0	0.6	0.0	0.0
Petit Verdot	126.3	308.1	1,332.0	2,876.8	191.8	1,497.5	1,283.1	3,174.0	2,175.6	288.8
Petite Sirah	2,783.8	3,394.0	3,266.3	4,045.1	1,092.0	2,808.8	2,480.8	9,101.3	4,525.4	1,120.5
Pinot Noir	9,757.5	270.7	42,566.3	8,722.9	4,919.3	1,496.9	58,419.9	25,194.0	1,696.8	78.6
Pinotage	19.6	0.0	21.5	0.6	0.0	9.0	0.0	0.0	0.0	3.9
Primitivo	98.2	42.5	125.7	52.0	0.0	35.9	95.9	722.8	5.7	306.8
Refosco *	0.0	0.0	1.0	5.7	0.0	3.3	0.0	46.2	0.0	5.8
Royalty	0.0	0.0	0.0	0.0	0.0	0.0	0.0	0.0	0.0	0.0
Rubired *	0.0	0.0	0.0	0.0	0.0	0.0	0.0	0.0	2,199.9	0.0
Ruby Cabernet	0.0	0.0	0.3	0.0	0.0	0.0	15.4	0.0	1.2	0.0
Sagrantino	0.0	0.0	7.0	1.4	0.0	5.8	0.0	4.0	0.0	7.2
Salvador	0.0	0.0	0.0	0.0	0.0	0.0	0.0	1.6	0.0	0.0
Sangiovese *	277.5	25.9	1,091.1	486.4	77.7	172.2	344.4	592.2	34.6	540.4
Segalin	0.0	0.0	0.0	0.0	0.0	0.0	0.0	1.1	0.0	0.0
Souzao	5.6	3.3	2.6	0.0	0.0	5.0	23.9	20.4	0.4	23.7
St Laurent	0.0	0.0	33.4	1.1	0.0	0.0	0.0	0.0	0.0	0.0
Syrah *	2,176.5	1,076.5	3,618.1	2,223.8	283.2	792.0	7,694.3	15,992.4	3,664.8	1,672.9
Tannat	15.5	0.0	52.2	18.2	3.0	0.0	235.6	384.1	402.2	4.1
Tempranillo *	26.3	264.8	139.9	100.4	31.9	72.5	90.5	1,356.1	735.1	351.2
Teroldego	0.0	0.5	3.1	0.0	0.0	56.5	0.0	58.8	424.9	14.6
Tinta Cao	3.7	0.0	11.6	0.0	0.0	3.3	5.3	28.5	0.1	17.9
Tinta Madeira	0.0	0.0	0.3	0.0	0.0	0.0	0.0	1.6	0.1	0.0
Touriga Nacional *	11.6	8.3	7.7	43.8	0.0	13.3	5.1	59.0	0.1	63.9
Trousseau *	0.0	8.7	5.2	0.0	0.0	0.0	2.5	9.5	0.0	13.6
Zinfandel	6,174.5	1,858.4	15,287.7	3,767.5	609.2	2,557.9	426.5	7,989.5	8,566.5	7,054.0
Other Red 1/	27.1	1.6	349.9	128.6	0.0	30.9	28.9	395.5	3.0	89.6
<b>Total Red</b>	<b>40,778.8</b>	<b>26,368.0</b>	<b>130,589.3</b>	<b>110,441.6</b>	<b>9,857.3</b>	<b>20,975.5</b>	<b>136,332.6</b>	<b>164,613.8</b>	<b>31,691.6</b>	<b>18,917.8</b>
<b>TOTAL WINE</b>	<b>77,950.7</b>	<b>46,528.1</b>	<b>226,441.6</b>	<b>153,045.2</b>	<b>21,281.3</b>	<b>30,564.5</b>	<b>268,687.6</b>	<b>224,584.2</b>	<b>62,689.9</b>	<b>21,466.5</b>
<b>TOTAL ALL VARIETIES</b>	<b>77,950.7</b>	<b>46,528.1</b>	<b>226,467.2</b>	<b>153,045.2</b>	<b>21,281.3</b>	<b>30,564.5</b>	<b>268,687.6</b>	<b>224,586.2</b>	<b>62,689.9</b>	<b>23,262.4</b>

**TABLE 2: TONS OF GRAPES CRUSHED BY CALIFORNIA PROCESSORS  
FROM THE 2016 CROP BY TYPE, VARIETY, AND REPORTING DISTRICT WHERE GROWN, WITH COMPARISONS**

Type and Variety	11	12	13	14	15	16	17	2016 State Total	2015 State Total
	Tons								
<b>WINE GRAPES (RED):</b>									
Aglianico	2.6	4.0	5.1	0.0	0.0	18.7	16.6	139.9	124.9
Aleatico	0.0	0.0	0.0	0.0	0.0	3.7	0.0	26.9	17.0
Alicante Bouschet *	2,336.2	2,066.0	1,566.2	38.7	3.5	8.2	0.0	6,327.7	7,216.3
Arintarnoa	0.0	868.4	2,627.1	0.0	0.0	0.0	0.0	3,496.0	347.2
Barbera	1,540.3	42.5	41,046.5	265.0	2.4	81.1	31.7	45,740.7	51,617.6
Blaufraenkisch *	0.0	1.1	0.0	0.0	0.0	0.0	0.0	20.1	24.1
Cabernet Franc	2,078.8	1.0	90.1	2.0	8.1	219.9	96.9	10,463.8	10,550.4
Cabernet Sauvignon	165,634.7	66,034.9	66,649.4	15,423.8	46.8	680.6	2,782.5	566,573.5	455,778.5
Carignane	1,056.2	24.6	10,099.2	1,178.3	0.0	5.4	26.4	14,394.1	12,296.2
Carmenere	10.2	0.0	0.0	0.0	0.0	4.6	0.0	46.5	24.0
Carnelian	0.0	0.0	2,474.9	0.0	0.0	0.0	0.0	2,474.9	2,785.4
Centurian	0.0	0.0	986.2	0.0	0.0	0.0	0.0	986.2	1,212.6
Charbono	7.1	0.0	0.0	0.0	0.0	6.0	0.0	313.8	311.2
Ciliegiolo	1.2	6.6	0.0	0.0	0.0	0.0	0.0	10.7	11.1
Cinsaut *	163.0	0.0	0.0	0.0	0.0	73.7	10.9	501.7	426.7
Counoise	0.0	2.3	1.5	0.0	0.0	3.0	0.0	193.2	160.7
Dolcetto	44.8	0.0	0.0	0.0	0.0	32.6	13.6	380.2	272.3
Dornfelder	277.1	1,080.5	0.0	0.0	0.0	0.0	0.0	1,531.5	1,305.0
Durif	0.0	0.0	0.0	0.0	0.0	0.0	0.0	33.9	34.0
Freisa	0.0	1.1	0.0	0.0	0.0	0.0	0.0	15.6	10.4
Gamay (Napa) *	0.0	0.0	435.7	0.0	0.0	0.0	195.9	1,704.3	1,387.0
Gamay Noir Au Jus Blanc	0.0	0.0	0.0	0.0	0.0	0.0	0.0	35.9	23.8
Graciano	205.6	1.5	0.0	0.0	0.0	0.0	0.8	296.3	270.7
Grenache *	814.3	1,872.2	24,297.3	1,294.7	30.6	166.8	22.2	38,659.0	42,408.2
Grignolino	0.0	0.0	0.0	0.0	0.0	0.0	0.0	51.9	36.1
Lagrein	251.5	0.0	0.0	0.0	0.0	0.0	0.0	451.1	332.4
Lambrusco	0.0	257.6	0.0	0.0	0.0	0.0	0.0	257.6	215.2
Malbec	16,664.3	1,814.7	3,821.0	2.8	6.7	160.9	108.9	37,017.7	27,764.4
Mataro *	61.0	509.0	87.6	0.0	6.9	109.8	15.9	4,608.7	3,647.4
Merlot	82,876.6	31,539.9	45,551.7	14,109.7	37.9	338.8	7,410.5	268,968.9	252,897.8
Meunier *	0.0	0.0	0.0	0.0	0.0	0.0	0.0	785.2	537.3
Mission	31.6	0.0	2,364.4	0.0	6.0	3.4	0.0	2,422.0	5,700.6
Monastrell	4.9	0.0	0.0	0.0	0.0	6.0	0.0	19.3	0.0
Montepulciano	51.2	98.2	128.6	0.0	0.0	92.5	0.0	573.5	399.7
Muscat Hamburg *	171.4	144.4	241.0	0.0	0.0	0.0	0.0	612.5	633.4
Nebbiolo	1.0	0.0	144.0	0.0	0.0	6.1	17.4	511.7	407.2
Negrette *	0.0	0.0	0.0	0.0	0.0	0.0	0.0	27.1	20.8
Negroamaro	0.0	5.0	0.0	0.0	0.0	1.0	0.0	73.0	96.5
Nero D'Avola *	12.1	31.4	2.2	0.0	0.0	0.0	4.5	73.7	59.4
Petit Verdot	12,133.0	5,116.3	1,478.4	5.0	3.0	49.6	27.7	32,067.0	22,155.3
Petite Sirah	44,096.0	15,031.5	1,860.9	218.9	7.3	181.7	8,988.7	105,003.0	75,217.4
Pinot Noir	34,347.8	24,957.5	9,162.2	9,089.3	11.2	44.2	23,259.6	253,994.7	185,078.8
Pinotage	20.5	0.0	0.0	0.0	0.0	1.5	0.0	76.6	80.4
Primitivo	100.9	11.4	5.0	116.9	0.0	25.8	24.8	1,770.3	1,860.8
Refosco *	469.5	0.0	0.0	0.0	0.0	1.5	0.0	533.0	324.0
Royalty	0.0	0.0	31.3	0.0	0.0	0.0	0.0	31.3	37.6
Rubired *	642.7	5,538.3	190,510.1	47,155.3	0.0	5.5	0.0	246,051.8	279,515.6
Ruby Cabernet	639.5	1,006.1	40,830.9	12,235.1	0.0	5.1	0.0	54,733.6	67,686.1
Sagrantino	10.5	6.4	8.8	0.0	0.0	2.3	0.0	53.4	39.7
Salvador	0.0	0.0	0.0	444.1	0.0	2.4	0.0	448.1	355.6
Saniovese *	1,768.2	64.6	419.4	0.0	7.0	230.8	230.2	6,362.6	5,731.3
Segalin	389.5	0.0	716.9	0.0	0.0	0.0	0.0	1,107.5	762.3
Souzao	253.8	0.0	215.5	0.0	0.0	0.0	0.0	554.2	477.8
St Laurent	0.0	0.0	0.0	0.0	0.0	0.0	0.0	34.5	16.4
Syrah *	20,590.4	10,534.7	35,978.2	950.6	41.5	425.5	639.1	108,354.5	93,293.6
Tannat	3,386.8	1,354.4	295.5	6.0	0.9	6.6	65.9	6,231.0	5,892.0
Tempranillo *	1,691.1	2.6	6,990.1	62.7	7.0	179.5	298.1	12,399.8	11,173.2
Teroldego	6,220.5	710.7	0.0	0.0	0.0	2.9	471.8	7,964.3	2,013.6
Tinta Cao	23.1	0.0	386.6	0.0	0.0	5.0	0.0	485.1	577.9
Tinta Madeira	0.0	0.0	89.8	0.0	0.0	0.0	0.0	91.8	96.1
Touriga Nacional *	1,848.1	23.2	386.5	0.0	0.0	14.3	0.0	2,484.9	1,735.6
Trousseau *	27.3	0.0	8.5	0.0	0.0	0.0	0.0	75.3	41.6
Zinfandel	146,881.2	18,884.8	159,556.0	33,271.7	136.9	284.4	3,308.5	416,615.2	388,482.7
Other Red 1/	786.0	514.6	7,171.9	631.4	0.0	3.7	86.6	10,249.3	17,387.2
<b>Total Red</b>	<b>550,624.1</b>	<b>190,164.0</b>	<b>658,722.2</b>	<b>136,502.0</b>	<b>363.7</b>	<b>3,495.1</b>	<b>48,155.7</b>	<b>2,278,593.1</b>	<b>2,041,396.1</b>
<b>TOTAL WINE</b>	<b>802,121.8</b>	<b>372,947.0</b>	<b>1,265,647.7</b>	<b>283,334.8</b>	<b>425.2</b>	<b>4,838.9</b>	<b>168,591.7</b>	<b>4,031,146.7</b>	<b>3,705,319.7</b>
<b>TOTAL ALL VARIETIES</b>	<b>802,184.3</b>	<b>373,049.9</b>	<b>1,331,935.5</b>	<b>411,021.3</b>	<b>425.2</b>	<b>4,838.9</b>	<b>168,591.7</b>	<b>4,227,109.9</b>	<b>3,868,459.2</b>

**TABLE 3: WEIGHTED AVERAGE DEGREES BRIX FOR ALL GRAPES CRUSHED BY CALIFORNIA PROCESSORS FROM THE 2016 CROP BY TYPE, VARIETY, AND REPORTING DISTRICT WHERE GROWN, WITH COMPARISONS**

Type and Variety	1	2	3	4	5	6	7	8	9	10	11	12	13	14	15	16	17	2016 State Total	2015 State Total
	Degrees Brix																		
<b>RAISIN GRAPES:</b>																			
Fiesta	0.0	0.0	0.0	0.0	0.0	0.0	0.0	0.0	0.0	0.0	0.0	0.0	22.8	23.7	0.0	0.0	0.0	22.9	19.9
Thompson Seedless	0.0	0.0	0.0	0.0	0.0	0.0	0.0	25.0	0.0	24.5	23.6	17.5	21.0	21.8	0.0	0.0	0.0	21.3	20.4
Other Raisin 1/	0.0	0.0	0.0	0.0	0.0	0.0	0.0	0.0	0.0	0.0	0.0	0.0	25.9	0.0	0.0	0.0	0.0	25.9	26.4
Total Raisin	0.0	0.0	0.0	0.0	0.0	0.0	0.0	25.0	0.0	24.5	23.6	17.5	21.3	21.9	0.0	0.0	0.0	21.5	20.3
<b>TABLE GRAPES:</b>																			
Allison	0.0	0.0	0.0	0.0	0.0	0.0	0.0	0.0	0.0	0.0	0.0	0.0	21.2	0.0	0.0	0.0	0.0	21.2	0.0
Autumn King	0.0	0.0	0.0	0.0	0.0	0.0	0.0	0.0	0.0	0.0	0.0	0.0	22.3	19.0	0.0	0.0	0.0	19.0	19.7
Autumn Royal	0.0	0.0	0.0	0.0	0.0	0.0	0.0	0.0	0.0	0.0	0.0	0.0	22.1	20.8	0.0	0.0	0.0	20.8	20.5
Beauty Seedless *	0.0	0.0	0.0	0.0	0.0	0.0	0.0	0.0	0.0	0.0	0.0	0.0	0.0	0.0	0.0	0.0	0.0	0.0	22.8
Black Monukka	0.0	0.0	0.0	0.0	0.0	0.0	0.0	0.0	0.0	0.0	0.0	0.0	0.0	0.0	0.0	0.0	0.0	0.0	26.3
Blanc Seedless	0.0	0.0	0.0	0.0	0.0	0.0	0.0	0.0	0.0	0.0	0.0	0.0	0.0	0.0	0.0	0.0	0.0	0.0	20.0
Calmeria	0.0	0.0	0.0	0.0	0.0	0.0	0.0	0.0	0.0	0.0	0.0	0.0	0.0	20.8	0.0	0.0	0.0	20.8	20.5
Christmas Rose	0.0	0.0	0.0	0.0	0.0	0.0	0.0	0.0	0.0	0.0	0.0	0.0	0.0	21.1	0.0	0.0	0.0	21.1	20.1
Cotton Candy	0.0	0.0	0.0	0.0	0.0	0.0	0.0	0.0	0.0	0.0	0.0	0.0	0.0	21.8	0.0	0.0	0.0	21.8	0.0
Crimson Seedless *	0.0	0.0	0.0	0.0	0.0	0.0	0.0	0.0	0.0	0.0	0.0	0.0	22.4	20.4	0.0	0.0	0.0	20.4	20.7
Emerald Seedless *	0.0	0.0	0.0	0.0	0.0	0.0	0.0	0.0	0.0	0.0	0.0	0.0	24.4	21.1	0.0	0.0	0.0	21.2	20.9
Emperor	0.0	0.0	0.0	0.0	0.0	0.0	0.0	0.0	0.0	0.0	0.0	0.0	0.0	0.0	0.0	0.0	0.0	0.0	26.6
Fantasy Seedless	0.0	0.0	0.0	0.0	0.0	0.0	0.0	0.0	0.0	0.0	0.0	0.0	0.0	0.0	0.0	0.0	0.0	0.0	24.4
Flame Seedless *	0.0	0.0	0.0	0.0	0.0	0.0	0.0	0.0	0.0	0.0	0.0	0.0	25.1	21.6	0.0	0.0	0.0	21.6	21.1
Flame Tokay	0.0	0.0	0.0	0.0	0.0	0.0	0.0	0.0	0.0	20.5	0.0	0.0	0.0	0.0	0.0	0.0	0.0	20.5	20.6
Italia *	0.0	0.0	0.0	0.0	0.0	0.0	0.0	0.0	0.0	0.0	0.0	0.0	0.0	21.4	0.0	0.0	0.0	21.4	20.9
Krissey	0.0	0.0	0.0	0.0	0.0	0.0	0.0	0.0	0.0	0.0	0.0	0.0	0.0	0.0	0.0	0.0	0.0	0.0	24.0
Malaga *	0.0	0.0	0.0	0.0	0.0	0.0	0.0	0.0	0.0	0.0	0.0	0.0	22.0	0.0	0.0	0.0	0.0	22.0	17.8
Perlette	0.0	0.0	0.0	0.0	0.0	0.0	0.0	0.0	0.0	0.0	0.0	0.0	0.0	0.0	0.0	0.0	0.0	0.0	24.7
Princess *	0.0	0.0	0.0	0.0	0.0	0.0	0.0	0.0	0.0	0.0	0.0	0.0	0.0	21.5	0.0	0.0	0.0	21.5	21.0
Pristine	0.0	0.0	0.0	0.0	0.0	0.0	0.0	0.0	0.0	0.0	0.0	0.0	0.0	19.5	0.0	0.0	0.0	19.5	0.0
Red Globe *	0.0	0.0	22.5	0.0	0.0	0.0	0.0	0.0	0.0	0.0	0.0	0.0	0.0	19.6	0.0	0.0	0.0	19.6	20.5
Ribier	0.0	0.0	0.0	0.0	0.0	0.0	0.0	0.0	0.0	0.0	0.0	0.0	21.3	0.0	0.0	0.0	0.0	21.3	21.3
Rouge	0.0	0.0	0.0	0.0	0.0	0.0	0.0	0.0	0.0	0.0	0.0	0.0	0.0	19.8	0.0	0.0	0.0	19.8	0.0
Ruby Seedless *	0.0	0.0	0.0	0.0	0.0	0.0	0.0	0.0	0.0	0.0	0.0	0.0	25.1	21.6	0.0	0.0	0.0	22.6	19.8
Scarlet	0.0	0.0	0.0	0.0	0.0	0.0	0.0	0.0	0.0	0.0	0.0	0.0	21.8	0.0	0.0	0.0	0.0	21.8	0.0
Scarlet Royal	0.0	0.0	0.0	0.0	0.0	0.0	0.0	0.0	0.0	0.0	0.0	0.0	0.0	20.8	0.0	0.0	0.0	20.8	20.6
Sugraone *	0.0	0.0	0.0	0.0	0.0	0.0	0.0	0.0	0.0	0.0	0.0	0.0	0.0	20.3	0.0	0.0	0.0	20.3	20.9
Summer Royal	0.0	0.0	0.0	0.0	0.0	0.0	0.0	0.0	0.0	0.0	0.0	0.0	0.0	23.1	0.0	0.0	0.0	23.1	21.0
Sweet Scarlet	0.0	0.0	0.0	0.0	0.0	0.0	0.0	0.0	0.0	0.0	0.0	0.0	0.0	0.0	0.0	0.0	0.0	0.0	23.0
Sweet Sunshine	0.0	0.0	0.0	0.0	0.0	0.0	0.0	0.0	0.0	0.0	0.0	0.0	0.0	21.6	0.0	0.0	0.0	21.6	21.0
Timco	0.0	0.0	0.0	0.0	0.0	0.0	0.0	0.0	0.0	0.0	0.0	0.0	0.0	0.0	0.0	0.0	0.0	0.0	30.4
Vintage Red	0.0	0.0	0.0	0.0	0.0	0.0	0.0	0.0	0.0	0.0	0.0	0.0	0.0	20.4	0.0	0.0	0.0	20.4	0.0
Other Table 1/	0.0	0.0	0.0	0.0	0.0	0.0	0.0	0.0	0.0	16.0	0.0	25.5	26.1	20.2	0.0	0.0	0.0	20.2	20.4
Total Table	0.0	0.0	22.5	0.0	0.0	0.0	0.0	0.0	0.0	16.0	20.5	25.5	23.5	20.3	0.0	0.0	0.0	20.3	20.5
<b>WINE GRAPES (WHITE):</b>																			
Albarino	22.4	0.0	22.8	22.5	22.5	23.0	24.0	24.2	22.6	21.9	22.5	0.0	21.2	0.0	0.0	23.0	21.5	22.7	22.7
Arneis	22.6	0.0	22.2	21.9	0.0	0.0	0.0	28.6	0.0	23.0	0.0	0.0	0.0	0.0	0.0	25.3	0.0	23.0	23.7
Burger *	0.0	0.0	0.0	0.0	0.0	0.0	0.0	0.0	0.0	0.0	16.2	16.1	17.6	0.0	0.0	0.0	0.0	17.4	17.4
Chardonnay *	23.9	24.1	24.0	23.4	24.1	23.5	24.8	25.2	24.1	24.3	23.8	22.8	21.9	23.2	24.5	23.4	23.6	23.7	24.0
Chenin Blanc	23.3	24.5	20.9	22.5	22.0	0.0	23.6	22.7	22.6	21.4	20.2	20.6	20.3	23.5	0.0	21.2	20.5	20.6	20.6
Cortese	21.2	0.0	0.0	0.0	0.0	0.0	0.0	20.6	0.0	0.0	0.0	0.0	0.0	0.0	0.0	0.0	21.9	21.8	22.7
Fiano	0.0	0.0	21.3	24.4	0.0	23.8	22.5	22.6	23.0	23.2	21.0	0.0	0.0	0.0	0.0	22.8	22.2	22.5	22.7
Flora	25.2	0.0	0.0	22.1	0.0	0.0	0.0	0.0	0.0	23.4	0.0	0.0	0.0	0.0	0.0	0.0	0.0	22.4	21.2
Folle Blanche	0.0	0.0	23.6	0.0	0.0	0.0	0.0	0.0	0.0	0.0	0.0	0.0	0.0	0.0	0.0	0.0	0.0	23.6	23.8
French Colombard	20.3	0.0	22.3	0.0	22.8	0.0	0.0	0.0	22.9	21.6	20.6	21.1	20.5	20.6	0.0	0.0	0.0	20.6	20.7
Gewurztraminer	24.0	23.8	23.7	23.4	21.5	21.5	22.6	21.7	23.4	24.2	23.0	25.3	0.0	0.0	0.0	23.6	21.9	22.4	23.6
Gray Riesling *	24.0	0.0	23.2	0.0	0.0	0.0	0.0	0.0	0.0	0.0	22.4	0.0	0.0	0.0	0.0	0.0	0.0	23.1	22.5
Grenache Blanc	21.2	23.0	23.7	23.1	24.1	24.5	22.3	22.9	23.6	22.4	21.6	0.0	20.6	0.0	23.6	23.0	20.6	22.7	22.9
Gruner Veltliner	0.0	0.0	23.3	23.6	0.0	22.6	24.0	23.9	0.0	0.0	0.0	0.0	0.0	0.0	0.0	23.5	20.9	23.6	23.1
Malvasia Bianca	0.0	0.0	23.6	21.9	24.0	23.6	25.2	23.2	23.5	25.0	21.1	20.6	26.5	20.8	0.0	22.4	0.0	22.0	21.6
Marsanne	23.8	24.5	23.2	25.0	0.0	19.8	25.3	23.2	23.4	23.1	0.0	0.0	21.4	0.0	0.0	23.7	0.0	23.7	23.4
Melon	0.0	0.0	24.2	0.0	0.0	0.0	0.0	20.5	0.0	23.6	0.0	0.0	0.0	0.0	0.0	0.0	0.0	23.0	22.7
Moscato Giallo *	0.0	0.0	23.4	0.0	0.0	0.0	0.0	24.0	24.0	21.9	0.0	0.0	22.6	0.0	0.0	0.0	0.0	22.9	21.1
Muscato Blanc *	23.8	24.5	23.6	24.4	25.1	22.6	23.8	24.1	22.4	24.3	23.3	19.6	22.8	24.4	26.7	23.3	22.4	23.3	23.6
Muscato Orange	27.3	26.4	0.0	25.5	22.5	25.8	29.1	23.7	20.6	24.6	23.6	24.5	23.7	0.0	0.0	24.1	24.2	23.6	23.8
Muscato of Alexandria	23.1	22.9	26.0	23.6	0.0	25.5	0.0	19.1	25.3	26.0	18.7	20.9	21.9	21.2	24.6	26.2	21.2	21.7	22.6
Palomino *	0.0	0.0	23.2	0.0	0.0	21.8	0.0	0.0	0.0	0.0	0.0	0.0	20.1	0.0	0.0	22.7	0.0	20.2	18.2
Pecorino	0.0	0.0	0.0	0.0	0.0	0.0	0.0	0.0	0.0	0.0	0.0	0.0	0.0	0.0	0.0	24.0	0.0	24.0	0.0
Picpoul Blanc	2																		





**TABLE 4: TONS OF GRAPES PURCHASED  
FOR WINE, CONCENTRATE, JUICE, VINEGAR, AND BEVERAGE BRANDY BY CALIFORNIA PROCESSORS  
FROM THE 2016 CROP BY TYPE, VARIETY, AND REPORTING DISTRICT WHERE GROWN, WITH COMPARISONS**

Type and Variety	1	2	3	4	5	6	7	8	9	10
	Tons									
<b>RAISIN GRAPES:</b>										
Fiesta	0.0	0.0	0.0	0.0	0.0	0.0	0.0	0.0	0.0	0.0
Thompson Seedless	0.0	0.0	0.0	0.0	0.0	0.0	0.0	0.0	0.0	1,794.7
Other Raisin 1/	0.0	0.0	0.0	0.0	0.0	0.0	0.0	0.0	0.0	0.0
Total Raisin	0.0	0.0	0.0	0.0	0.0	0.0	0.0	0.0	0.0	1,794.7
<b>TABLE GRAPES:</b>										
Allison	0.0	0.0	0.0	0.0	0.0	0.0	0.0	0.0	0.0	0.0
Autumn King	0.0	0.0	0.0	0.0	0.0	0.0	0.0	0.0	0.0	0.0
Autumn Royal	0.0	0.0	0.0	0.0	0.0	0.0	0.0	0.0	0.0	0.0
Crimson Seedless *	0.0	0.0	0.0	0.0	0.0	0.0	0.0	0.0	0.0	0.0
Emerald Seedless *	0.0	0.0	0.0	0.0	0.0	0.0	0.0	0.0	0.0	0.0
Fantasy Seedless	0.0	0.0	0.0	0.0	0.0	0.0	0.0	0.0	0.0	0.0
Flame Seedless *	0.0	0.0	0.0	0.0	0.0	0.0	0.0	0.0	0.0	0.0
Flame Tokay	0.0	0.0	0.0	0.0	0.0	0.0	0.0	0.0	0.0	0.0
Malaga *	0.0	0.0	0.0	0.0	0.0	0.0	0.0	0.0	0.0	0.0
Princess *	0.0	0.0	0.0	0.0	0.0	0.0	0.0	0.0	0.0	0.0
Red Globe *	0.0	0.0	25.6	0.0	0.0	0.0	0.0	0.0	0.0	0.0
Ribier	0.0	0.0	0.0	0.0	0.0	0.0	0.0	0.0	0.0	0.0
Rouge	0.0	0.0	0.0	0.0	0.0	0.0	0.0	0.0	0.0	0.0
Ruby Seedless *	0.0	0.0	0.0	0.0	0.0	0.0	0.0	0.0	0.0	0.0
Scarlet	0.0	0.0	0.0	0.0	0.0	0.0	0.0	0.0	0.0	0.0
Scarlet Royal	0.0	0.0	0.0	0.0	0.0	0.0	0.0	0.0	0.0	0.0
Sweet Sunshine	0.0	0.0	0.0	0.0	0.0	0.0	0.0	0.0	0.0	0.0
Vintage Red	0.0	0.0	0.0	0.0	0.0	0.0	0.0	0.0	0.0	0.0
Other Table 1/	0.0	0.0	0.0	0.0	0.0	0.0	0.0	0.0	0.0	1.2
Total Table	0.0	0.0	25.6	0.0	0.0	0.0	0.0	0.0	0.0	1.2
<b>WINE GRAPES (WHITE):</b>										
Albarino	2.6	0.0	32.0	39.5	7.1	0.0	355.6	179.7	14.4	30.2
Arneis	12.9	0.0	60.1	0.6	0.0	0.0	0.0	2.5	0.0	1.3
Burger *	0.0	0.0	0.0	0.0	0.0	0.0	0.0	0.0	0.0	0.0
Chardonnay *	24,259.3	1,432.4	52,473.4	16,083.7	3,897.9	3,332.7	55,840.8	21,548.3	8,020.6	369.5
Chenin Blanc	104.0	6.4	28.5	20.1	1,131.0	0.0	101.1	284.0	118.8	8.7
Cortese	5.7	0.0	0.0	0.0	0.0	0.0	0.0	2.4	0.0	0.0
Fiano	0.0	0.0	7.0	0.3	0.0	0.0	0.0	2.0	5.5	4.1
Flora	0.0	0.0	0.0	28.8	0.0	0.0	0.0	0.0	0.0	0.0
French Colombard	148.8	0.0	26.5	0.0	4.9	0.0	0.0	0.0	0.0	476.4
Gewurztraminer	220.8	74.0	181.0	16.2	993.1	459.1	7,344.2	39.3	7.3	0.0
Gray Riesling *	18.2	0.0	42.3	0.0	0.0	0.0	0.0	0.0	0.0	0.0
Grenache Blanc	4.5	4.8	40.2	25.7	0.0	0.0	42.0	602.9	12.7	32.1
Gruner Veltliner	0.0	0.0	4.9	6.4	0.0	2.6	320.6	32.0	0.0	0.0
Malvasia Bianca	0.0	0.0	13.1	4.9	0.0	27.0	773.7	131.2	1.2	0.0
Marsanne	22.6	0.0	26.1	14.5	0.0	3.7	52.4	97.1	3.1	19.4
Melon	0.0	0.0	13.9	0.0	0.0	0.0	0.0	0.0	0.0	0.0
Moscato Gaillo *	0.0	0.0	0.0	0.0	0.0	0.0	0.0	0.0	0.6	2.1
Muscat Blanc *	139.1	233.6	21.9	97.7	61.0	38.1	910.0	294.8	9.6	17.3
Muscat Orange	54.6	4.4	0.0	0.0	242.5	5.2	0.0	126.7	6.2	10.4
Muscat of Alexandria	3.4	25.4	1.9	0.0	0.0	0.0	0.0	0.0	2,764.8	0.0
Palomino *	0.0	0.0	5.4	0.0	0.0	16.6	0.0	0.0	0.0	0.0
Pecorino	0.0	0.0	0.0	0.0	0.0	0.0	0.0	0.0	0.0	0.0
Picpoul Blanc	0.0	0.0	4.3	2.3	0.0	0.0	19.3	24.5	3.0	8.7
Pinot Blanc	90.6	0.0	175.1	52.0	0.0	5.2	538.5	66.0	0.0	2.4
Pinot Gris *	325.8	143.1	872.9	251.0	2,014.6	1,023.7	6,103.7	1,870.7	2,863.9	79.8
Ribolla Gialla *	0.0	0.0	14.3	23.1	0.0	0.0	0.0	0.0	0.0	0.0
Roussanne	48.5	54.3	32.9	12.6	0.0	3.7	27.9	279.6	3.2	47.1
Sauvignon Blanc	2,855.7	12,442.8	10,232.7	8,139.8	752.2	863.3	4,395.3	4,128.8	68.8	389.2
Sauvignon Musque	87.3	139.2	212.1	96.3	0.0	0.0	57.1	0.0	0.3	0.0
Sauvignon Vert *	0.0	0.0	7.2	11.6	0.0	0.0	0.0	0.0	0.0	0.0
Semillon	44.4	112.0	200.9	295.2	0.0	28.4	17.8	22.9	0.3	18.1
St. Emilion *	0.0	0.0	0.0	0.0	0.0	0.0	0.0	2.7	6.7	0.0
Symphony	0.0	0.0	0.0	0.0	120.6	0.0	0.0	0.0	0.0	0.0
Tocai Friulano	22.2	0.0	5.1	6.5	0.0	0.0	0.0	14.0	0.0	0.0
Torrontes	0.0	0.0	0.0	0.0	0.0	0.0	0.0	0.0	0.0	0.0
Triplett Blanc	0.0	0.0	0.0	0.0	0.0	0.0	0.0	0.0	0.0	0.0
Verdejo	0.0	0.0	0.0	0.9	0.0	0.0	0.0	0.8	0.0	5.6
Verdelho	0.0	0.0	2.5	1.1	17.4	15.0	0.0	27.0	3.0	19.6
Vermantino *	0.0	5.2	56.8	17.1	0.0	0.0	3.7	39.9	44.8	34.3
Vernaccia	0.0	0.0	26.1	0.0	0.0	0.0	0.0	0.0	0.0	0.0
Vioignier	412.9	111.7	353.0	139.6	251.9	59.7	110.7	1,250.4	24.8	204.2
White Riesling *	126.0	121.6	205.2	132.2	352.2	1.5	6,630.8	720.2	9.6	9.4
Other White 1/	1.2	19.2	38.5	2.0	2.0	0.0	0.6	10.7	7.9	6.8
Total White	29,011.1	14,930.1	65,417.8	25,521.7	9,848.4	5,885.5	83,645.8	31,801.1	14,001.1	1,796.7

**TABLE 4: TONS OF GRAPES PURCHASED  
FOR WINE, CONCENTRATE, JUICE, VINEGAR, AND BEVERAGE BRANDY BY CALIFORNIA PROCESSORS  
FROM THE 2016 CROP BY TYPE, VARIETY, AND REPORTING DISTRICT WHERE GROWN, WITH COMPARISONS**

Type and Variety	11	12	13	14	15	16	17	2016 State Total	2015 State Total
	Tons								
<b>RAISIN GRAPES:</b>									
Fiesta	0.0	0.0	11,317.9	0.0	0.0	0.0	0.0	11,317.9	13,403.8
Thompson Seedless	0.0	99.8	48,032.9	1,861.4	0.0	0.0	0.0	51,788.8	41,390.2
Other Raisin 1/	0.0	0.0	5.1	0.0	0.0	0.0	0.0	5.1	4.9
Total Raisin	0.0	99.8	59,355.9	1,861.4	0.0	0.0	0.0	63,111.8	54,798.9
<b>TABLE GRAPES:</b>									
Allison	0.0	0.0	62.3	0.0	0.0	0.0	0.0	62.3	0.0
Autumn King	0.0	0.0	61.4	1,386.6	0.0	0.0	0.0	1,448.0	0.0
Autumn Royal	0.0	0.0	69.6	1,100.7	0.0	0.0	0.0	1,170.3	0.0
Crimson Seedless *	0.0	0.0	99.5	4,058.3	0.0	0.0	0.0	4,157.8	74.0
Emerald Seedless *	0.0	0.0	0.0	201.4	0.0	0.0	0.0	201.4	0.0
Fantasy Seedless	0.0	0.0	0.0	0.0	0.0	0.0	0.0	0.0	18.4
Flame Seedless *	0.0	0.0	15.9	812.8	0.0	0.0	0.0	828.7	0.0
Flame Tokay	61.8	0.0	0.0	0.0	0.0	0.0	0.0	61.8	525.4
Malaga *	0.0	0.0	14.0	0.0	0.0	0.0	0.0	14.0	29.8
Princess *	0.0	0.0	0.0	354.9	0.0	0.0	0.0	354.9	22.9
Red Globe *	0.0	0.0	0.0	10,585.6	0.0	0.0	0.0	10,611.2	19.2
Ribier	0.0	0.0	59.0	0.0	0.0	0.0	0.0	59.0	43.5
Rouge	0.0	0.0	0.0	3.5	0.0	0.0	0.0	3.5	0.0
Ruby Seedless *	0.0	0.0	360.3	364.8	0.0	0.0	0.0	725.1	245.9
Scarlet	0.0	0.0	41.6	0.0	0.0	0.0	0.0	41.6	0.0
Scarlet Royal	0.0	0.0	0.0	3,368.1	0.0	0.0	0.0	3,368.1	0.0
Sweet Sunshine	0.0	0.0	0.0	23.6	0.0	0.0	0.0	23.6	0.0
Vintage Red	0.0	0.0	0.0	256.1	0.0	0.0	0.0	256.1	0.0
Other Table 1/	0.0	3.0	5.4	12,368.0	0.0	0.0	0.0	12,377.6	81.8
Total Table	61.8	3.0	789.0	34,884.4	0.0	0.0	0.0	35,765.0	1,060.9
<b>WINE GRAPES (WHITE):</b>									
Albarino	156.6	0.0	20.7	0.0	0.0	8.3	791.3	1,638.0	1,314.7
Arneis	0.0	0.0	0.0	0.0	0.0	34.5	0.0	111.9	112.0
Burger *	3,120.6	784.0	21,996.6	0.0	0.0	0.0	0.0	25,901.2	29,313.1
Chardonnay *	129,350.2	40,458.2	84,796.6	29,478.1	6.5	69.7	45,406.5	516,824.4	494,067.5
Chenin Blanc	1,481.9	4,179.0	18,088.4	0.0	0.0	0.0	14,109.9	39,661.8	32,696.9
Cortese	0.0	0.0	0.0	0.0	0.0	0.0	61.4	69.5	10.9
Fiano	0.0	0.0	0.0	0.0	0.0	0.9	7.6	27.4	19.0
Flora	0.0	0.0	0.0	0.0	0.0	0.0	0.0	28.8	22.1
French Colombard	3,015.1	3,022.2	254,003.0	33,973.6	0.0	0.0	0.0	294,670.5	323,973.4
Gewurztraminer	130.6	597.1	0.0	0.0	0.0	2.9	5,880.0	15,945.6	9,794.5
Gray Riesling *	26.9	0.0	0.0	0.0	0.0	0.0	0.0	87.4	53.8
Grenache Blanc	62.5	0.0	2.8	0.0	0.0	9.0	43.8	883.0	676.3
Gruener Veltliner	0.0	0.0	0.0	0.0	0.0	0.0	65.2	431.7	385.9
Malvasia Bianca	1,119.4	1,030.5	488.8	0.0	0.0	6.6	0.0	3,596.4	3,562.8
Marsanne	0.0	0.0	3.8	0.0	0.0	4.3	0.0	247.0	362.1
Melon	0.0	0.0	0.0	0.0	0.0	0.0	0.0	13.9	11.9
Moscato Gaiillo *	0.0	0.0	0.0	0.0	0.0	0.0	0.0	2.7	36.0
Muscat Blanc *	2,373.0	0.0	7,168.3	10,279.1	2.5	97.9	343.2	22,087.1	21,083.1
Muscat Orange	1,046.2	876.4	664.9	0.0	0.0	1.6	0.0	3,039.1	2,849.0
Muscat of Alexandria	474.1	5,069.7	109,379.6	32,322.3	0.0	2.0	92.6	150,135.8	154,910.1
Palomino *	0.0	0.0	659.2	0.0	0.0	1.2	0.0	682.4	801.8
Pecorino	0.0	0.0	0.0	0.0	0.0	21.2	0.0	21.2	0.0
Picpoul Blanc	0.0	0.0	0.0	0.0	0.0	1.0	0.0	63.1	44.7
Pinot Blanc	0.0	0.0	0.0	0.0	0.0	0.0	0.0	929.8	487.2
Pinot Gris *	61,519.7	44,847.7	57,489.0	27,277.1	0.0	57.9	16,612.2	223,352.8	170,721.8
Ribolla Gialla *	0.0	0.0	0.0	0.0	0.0	0.0	0.0	37.4	20.1
Roussanne	38.7	0.0	1.8	0.0	0.0	43.2	0.0	593.5	641.5
Sauvignon Blanc	16,817.0	5,114.1	634.2	2,219.4	0.0	49.3	11,605.2	80,707.8	69,061.1
Sauvignon Musque	0.0	0.0	0.4	0.0	0.0	0.0	0.0	592.7	544.6
Sauvignon Vert *	0.0	0.0	0.0	0.0	0.0	0.0	0.0	18.8	23.5
Semillon	835.7	0.0	436.3	0.0	0.0	0.0	926.2	2,938.2	2,501.5
St. Emilion *	0.0	0.0	0.0	0.0	0.0	0.0	0.0	9.4	6.9
Symphony	1,705.4	1,598.5	7,319.4	0.0	0.0	0.0	251.3	10,995.2	17,203.8
Tocai Friulano	0.0	0.0	0.0	0.0	0.0	0.0	0.0	47.8	48.1
Torrontes	25.2	7.1	0.0	0.0	0.0	0.0	0.0	32.3	17.1
Triplett Blanc	0.0	0.0	13,754.4	0.0	0.0	0.0	0.0	13,754.4	15,286.7
Verdejo	32.2	0.0	0.0	0.0	0.0	0.0	13.8	53.3	0.0
Verdelho	2,640.7	20.6	2.7	0.0	0.0	3.9	222.4	2,975.9	2,066.4
Vermentino *	815.2	0.0	0.0	0.0	0.0	48.1	0.0	1,065.1	846.1
Vernaccia	0.0	0.0	0.0	0.0	0.0	0.0	0.0	26.1	10.1
Viognier	10,226.3	3,599.3	86.3	0.0	1.0	51.8	1,794.9	18,678.5	16,324.0
White Riesling *	4,715.9	4,692.9	92.5	0.0	0.0	20.7	6,277.5	24,108.2	19,794.0
Other White 1/	921.0	0.0	1,808.0	1,839.9	0.0	1.0	92.4	4,751.2	5,379.3
Total White	242,650.1	115,897.3	578,897.7	137,389.5	10.0	537.0	104,597.4	1,461,838.3	1,397,085.4

**TABLE 4: TONS OF GRAPES PURCHASED  
FOR WINE, CONCENTRATE, JUICE, VINEGAR, AND BEVERAGE BRANDY BY CALIFORNIA PROCESSORS  
FROM THE 2016 CROP BY TYPE, VARIETY, AND REPORTING DISTRICT WHERE GROWN, WITH COMPARISONS**

Type and Variety	1	2	3	4	5	6	7	8	9	10
	Tons									
<b>WINE GRAPES (RED):</b>										
Aglianico	0.0	0.0	1.7	2.6	0.0	0.0	0.5	22.0	13.0	4.4
Aleatico	0.0	0.0	19.0	4.0	0.0	0.0	0.0	0.0	0.0	0.0
Alicante Bouschet *	0.0	0.0	118.1	1.3	0.0	56.9	5.4	34.3	1.6	48.7
Arinarnoa	0.0	0.0	0.0	0.0	0.0	0.0	0.0	0.0	0.0	0.0
Barbera	128.7	116.0	77.2	24.9	29.3	49.1	121.8	223.2	46.5	893.3
Blaufraenkisch *	0.0	0.0	0.0	0.0	0.0	0.0	0.0	7.2	1.9	0.0
Cabernet Franc	21.2	325.2	742.9	1,319.6	57.5	118.0	334.2	1,085.1	11.7	191.8
Cabernet Sauvignon	6,080.8	11,112.1	24,028.5	37,878.2	823.0	3,597.4	18,057.3	57,815.0	2,787.3	2,683.9
Carignane	920.5	0.0	310.2	7.9	23.5	387.6	4.0	78.9	0.0	17.8
Carmenere	3.0	0.0	2.0	0.4	0.0	0.0	0.0	10.7	0.4	0.0
Carnelian	0.0	0.0	0.0	0.0	0.0	0.0	0.0	0.0	0.0	0.0
Centurian	0.0	0.0	0.0	0.0	0.0	0.0	0.0	0.0	0.0	0.0
Charbono	28.9	0.0	0.0	142.2	19.4	3.3	0.0	0.3	0.0	16.8
Ciliegiolo	0.0	0.0	2.9	0.0	0.0	0.0	0.0	0.0	0.0	0.0
Cinsaut *	0.0	0.0	16.1	1.5	0.0	46.1	28.7	69.3	0.0	22.8
Counoise	10.2	4.1	2.4	0.0	0.0	1.9	5.3	81.9	2.0	5.2
Dolcetto	86.0	0.0	11.8	10.6	0.0	9.2	33.3	40.1	3.2	21.7
Dornfelder	0.0	0.0	0.0	0.0	0.0	0.0	2.3	4.7	0.0	0.0
Durif	0.0	0.0	0.0	0.0	0.0	1.2	0.0	0.0	0.0	0.0
Freisa	0.0	0.0	0.0	0.0	0.0	0.0	0.0	4.3	0.4	0.0
Gamay (Napa) *	63.8	0.0	6.0	37.3	85.4	0.0	309.9	218.7	0.0	7.0
Gamay Noir Au Jus Blanc	0.0	0.0	0.0	2.4	0.0	0.0	0.0	0.0	0.0	29.3
Graciano	0.0	0.0	0.0	0.0	2.0	0.0	3.1	13.3	6.6	12.5
Grenache *	328.7	123.0	393.8	135.9	13.7	322.3	1,665.5	3,657.1	66.8	291.5
Grignolino	0.0	0.0	0.0	0.0	0.0	0.0	0.0	0.0	0.6	0.0
Lagrein	0.0	0.0	0.0	16.6	0.0	0.0	0.0	132.7	0.0	6.6
Malbec	28.6	503.5	1,088.7	1,103.3	99.4	246.9	1,942.5	1,788.1	1,336.5	198.2
Mataro *	11.5	104.1	670.8	23.1	58.9	999.8	48.8	789.1	24.3	214.9
Merlot	4,510.7	1,348.7	9,560.4	8,895.7	591.4	1,774.1	17,138.2	14,092.9	739.7	658.7
Meunier *	7.4	0.0	156.4	194.0	0.0	0.0	0.0	0.0	0.0	0.0
Mission	0.0	0.0	0.0	0.0	0.0	1.1	0.0	0.7	0.0	10.4
Monastrell	0.0	0.0	0.0	0.0	0.0	0.0	0.0	1.1	0.0	0.0
Montepulciano	12.7	8.1	11.3	1.9	1.0	9.6	4.1	5.0	11.8	2.8
Muscat Hamburg *	0.0	0.0	0.0	0.0	0.0	0.0	0.0	0.0	0.2	6.2
Nebbiolo	14.8	3.2	9.7	5.2	0.0	6.9	0.5	178.5	6.3	10.5
Negrette *	0.0	0.0	0.0	0.0	0.0	0.0	17.2	0.0	0.0	0.0
Negroamaro	3.2	0.0	0.7	0.0	0.0	0.0	0.0	53.6	2.6	1.2
Nero D'Avola *	9.4	0.0	1.6	0.0	0.0	0.0	0.0	0.6	0.0	0.0
Petit Verdot	52.4	258.0	473.2	1,495.1	190.4	1,130.2	507.1	2,270.1	1,531.1	269.6
Petite Sirah	1,898.0	2,294.4	1,762.1	2,758.3	811.2	1,902.7	1,823.0	7,318.4	3,396.3	667.6
Pinot Noir	4,000.2	209.8	25,862.4	5,346.5	4,827.2	1,059.9	40,630.1	15,925.8	1,664.6	47.5
Pinotage	19.6	0.0	0.0	0.0	0.0	0.0	0.0	0.0	0.0	1.9
Primitivo	35.6	25.9	107.8	13.2	0.0	20.3	34.9	443.6	3.8	147.2
Refosco *	0.0	0.0	0.7	3.0	0.0	3.3	0.0	40.9	0.0	0.8
Royalty	0.0	0.0	0.0	0.0	0.0	0.0	0.0	0.0	0.0	0.0
Rubired *	0.0	0.0	0.0	0.0	0.0	0.0	0.0	0.0	0.0	0.0
Ruby Cabernet	0.0	0.0	0.0	0.0	0.0	0.0	15.4	0.0	0.4	0.0
Sagrantino	0.0	0.0	2.0	0.0	0.0	0.0	0.0	0.0	0.0	0.0
Salvador	0.0	0.0	0.0	0.0	0.0	0.0	0.0	1.6	0.0	0.0
Sangiovese *	174.2	25.9	347.1	277.0	20.3	65.8	296.5	451.5	17.0	173.4
Segalin	0.0	0.0	0.0	0.0	0.0	0.0	0.0	0.0	0.0	0.0
Souzao	2.4	3.3	0.0	0.0	0.0	0.0	23.4	12.8	0.0	0.2
St Laurent	0.0	0.0	17.3	1.1	0.0	0.0	0.0	0.0	0.0	0.0
Syrah *	1,302.1	809.9	2,382.9	1,510.0	156.7	587.4	4,865.8	11,900.0	1,423.4	1,075.0
Tannat	9.0	0.0	4.1	6.6	3.0	0.0	217.3	190.6	13.0	0.0
Tempranillo *	16.3	194.0	24.7	50.3	18.7	51.0	54.8	1,034.2	443.2	149.7
Teroldego	0.0	0.0	0.9	0.0	0.0	0.0	0.0	50.0	376.1	13.1
Tinta Cao	2.2	0.0	5.8	0.0	0.0	3.3	0.3	22.9	0.0	6.4
Tinta Madeira	0.0	0.0	0.0	0.0	0.0	0.0	0.0	1.6	0.0	0.0
Touriga Nacional *	10.3	8.3	3.6	3.6	0.0	1.5	1.0	42.8	0.0	18.2
Trousseau *	0.0	8.7	2.1	0.0	0.0	0.0	2.5	0.0	0.0	5.7
Zinfandel	4,914.1	1,502.7	11,031.3	2,532.5	396.8	2,007.0	278.2	5,973.6	7,494.2	4,906.4
Other Red 1/	17.9	0.4	167.9	74.3	0.0	9.4	21.9	361.2	1.0	78.2
<b>Total Red</b>	<b>24,724.4</b>	<b>18,989.3</b>	<b>79,428.1</b>	<b>63,880.1</b>	<b>8,228.8</b>	<b>14,473.2</b>	<b>88,494.8</b>	<b>126,450.0</b>	<b>21,427.5</b>	<b>12,917.1</b>
<b>TOTAL WINE</b>	<b>53,735.5</b>	<b>33,919.4</b>	<b>144,845.9</b>	<b>89,401.8</b>	<b>18,077.2</b>	<b>20,358.7</b>	<b>172,140.6</b>	<b>158,251.1</b>	<b>35,428.6</b>	<b>14,713.8</b>
<b>TOTAL ALL VARIETIES</b>	<b>53,735.5</b>	<b>33,919.4</b>	<b>144,871.5</b>	<b>89,401.8</b>	<b>18,077.2</b>	<b>20,358.7</b>	<b>172,140.6</b>	<b>158,251.1</b>	<b>35,428.6</b>	<b>16,509.7</b>

**TABLE 4: TONS OF GRAPES PURCHASED  
FOR WINE, CONCENTRATE, JUICE, VINEGAR, AND BEVERAGE BRANDY BY CALIFORNIA PROCESSORS  
FROM THE 2016 CROP BY TYPE, VARIETY, AND REPORTING DISTRICT WHERE GROWN, WITH COMPARISONS**

Type and Variety	11	12	13	14	15	16	17	2016 State Total	2015 State Total
	Tons								
<b>WINE GRAPES (RED):</b>									
Aglianico	0.0	4.0	5.1	0.0	0.0	8.8	16.6	78.7	68.0
Aleatico	0.0	0.0	0.0	0.0	0.0	0.2	0.0	23.2	12.9
Alicante Bouschet *	2,322.5	9.2	1,237.8	38.7	0.0	2.4	0.0	3,876.9	5,261.4
Arinarnoa	0.0	868.4	2,627.1	0.0	0.0	0.0	0.0	3,495.5	346.7
Barbera	1,439.4	16.2	41,004.1	263.2	0.0	49.3	23.2	44,505.4	50,446.5
Blaufraenkisch *	0.0	1.1	0.0	0.0	0.0	0.0	0.0	10.2	4.5
Cabernet Franc	1,955.1	1.0	43.6	0.0	1.3	110.9	91.2	6,410.3	7,105.6
Cabernet Sauvignon	140,733.8	56,728.5	62,498.5	13,784.1	2.3	282.7	2,430.9	441,324.3	361,874.9
Carignane	976.5	24.6	10,066.5	1,170.1	0.0	2.0	25.3	14,015.4	12,005.0
Carmenere	10.2	0.0	0.0	0.0	0.0	0.0	0.0	26.7	8.2
Carnelian	0.0	0.0	2,461.9	0.0	0.0	0.0	0.0	2,461.9	2,751.8
Centurian	0.0	0.0	982.8	0.0	0.0	0.0	0.0	982.8	1,207.9
Charbono	2.1	0.0	0.0	0.0	0.0	0.0	0.0	213.0	164.4
Ciliegiolo	0.0	6.6	0.0	0.0	0.0	0.0	0.0	9.5	10.6
Cinsaut *	118.0	0.0	0.0	0.0	0.0	49.3	10.9	362.7	310.5
Counoise	0.0	2.3	1.5	0.0	0.0	3.0	0.0	119.8	96.5
Dolcetto	42.7	0.0	0.0	0.0	0.0	29.4	9.1	297.1	222.0
Dornfelder	276.5	604.1	0.0	0.0	0.0	0.0	0.0	887.6	691.1
Durif	0.0	0.0	0.0	0.0	0.0	0.0	0.0	1.2	0.0
Freisa	0.0	1.1	0.0	0.0	0.0	0.0	0.0	5.8	3.4
Gamay (Napa) *	0.0	0.0	435.7	0.0	0.0	0.0	195.9	1,359.7	1,018.8
Gamay Noir Au Jus Blanc	0.0	0.0	0.0	0.0	0.0	0.0	0.0	31.7	22.5
Graciano	170.2	1.5	0.0	0.0	0.0	0.0	0.0	209.2	188.2
Grenache *	768.2	1,837.6	24,111.4	1,291.7	17.8	71.9	11.5	35,108.4	39,769.8
Grignolino	0.0	0.0	0.0	0.0	0.0	0.0	0.0	0.6	0.0
Lagrein	0.0	0.0	0.0	0.0	0.0	0.0	0.0	155.9	101.8
Malbec	15,871.0	363.5	3,334.6	0.0	2.0	100.3	63.5	28,070.6	20,653.5
Mataro *	28.8	509.0	73.0	0.0	0.0	46.0	11.3	3,613.4	2,817.6
Merlot	74,063.7	24,729.0	35,909.4	13,665.7	0.0	147.5	6,739.4	214,565.2	201,523.9
Meunier *	0.0	0.0	0.0	0.0	0.0	0.0	0.0	357.8	295.3
Mission	10.9	0.0	2,354.4	0.0	6.0	0.2	0.0	2,383.7	5,658.8
Monastrell	4.9	0.0	0.0	0.0	0.0	0.0	0.0	6.0	0.0
Montepulciano	51.2	97.0	0.0	0.0	0.0	58.4	0.0	274.9	224.3
Muscat Hamburg *	171.4	144.2	241.0	0.0	0.0	0.0	0.0	563.0	611.7
Nebbiolo	1.0	0.0	144.0	0.0	0.0	3.4	17.1	401.1	298.7
Negrette *	0.0	0.0	0.0	0.0	0.0	0.0	0.0	17.2	19.9
Negroamaro	0.0	5.0	0.0	0.0	0.0	0.9	0.0	67.2	83.0
Nero D'Avola *	12.1	31.2	0.0	0.0	0.0	0.0	0.0	54.9	37.5
Petit Verdot	10,430.5	4,587.8	484.1	0.0	1.5	20.1	22.3	23,723.5	16,540.3
Petite Sirah	36,633.9	14,408.9	902.0	217.4	0.0	96.8	8,440.2	85,331.2	60,768.4
Pinot Noir	28,737.5	18,272.8	9,135.9	9,020.0	0.0	11.3	21,256.3	186,007.8	138,545.4
Pinotage	8.1	0.0	0.0	0.0	0.0	0.0	0.0	29.6	53.0
Primitivo	99.5	4.3	0.5	0.0	0.0	14.6	19.7	970.9	988.4
Refosco *	469.5	0.0	0.0	0.0	0.0	0.0	0.0	518.2	309.2
Royalty	0.0	0.0	31.3	0.0	0.0	0.0	0.0	31.3	37.6
Rubired *	642.6	5,516.0	186,625.7	44,564.4	0.0	0.2	0.0	237,348.9	269,778.4
Ruby Cabernet	635.8	1,001.4	40,525.6	12,147.5	0.0	0.0	0.0	54,326.1	66,993.2
Sagrantino	9.7	6.4	8.8	0.0	0.0	1.9	0.0	28.8	11.3
Salvador	0.0	0.0	0.0	444.1	0.0	2.4	0.0	448.1	352.1
Sangiovese *	1,636.4	64.6	326.7	0.0	0.0	89.0	0.0	3,965.4	3,360.1
Segalin	389.5	0.0	716.9	0.0	0.0	0.0	0.0	1,106.4	762.3
Souzao	253.3	0.0	150.0	0.0	0.0	0.0	0.0	445.4	377.1
St Laurent	0.0	0.0	0.0	0.0	0.0	0.0	0.0	18.4	16.4
Syrah *	16,437.1	7,989.5	31,928.3	937.5	2.0	185.2	627.4	84,120.2	73,805.8
Tannat	2,553.7	856.3	293.3	0.0	0.0	0.0	65.9	4,212.8	4,307.9
Tempranillo *	1,554.8	1.0	6,884.8	0.0	2.0	86.2	204.9	10,770.6	9,881.3
Teroldego	3,710.4	659.4	0.0	0.0	0.0	0.0	401.4	5,211.3	827.4
Tinta Cao	23.1	0.0	383.9	0.0	0.0	2.1	0.0	450.0	550.6
Tinta Madeira	0.0	0.0	31.1	0.0	0.0	0.0	0.0	32.7	13.9
Touriga Nacional *	1,835.1	23.2	360.0	0.0	0.0	1.4	0.0	2,309.0	1,554.0
Trousseau *	27.3	0.0	8.5	0.0	0.0	0.0	0.0	54.8	29.1
Zinfandel	141,091.9	18,577.5	158,110.3	33,100.8	106.8	129.3	3,095.8	395,249.2	369,003.1
Other Red 1/	595.2	509.6	6,886.3	282.5	0.0	0.8	83.2	9,089.8	15,753.7
<b>Total Red</b>	<b>486,805.1</b>	<b>158,463.8</b>	<b>631,326.4</b>	<b>130,927.7</b>	<b>141.7</b>	<b>1,607.9</b>	<b>43,863.0</b>	<b>1,912,148.9</b>	<b>1,750,537.2</b>
<b>TOTAL WINE</b>	<b>729,455.2</b>	<b>274,361.1</b>	<b>1,210,224.1</b>	<b>268,317.2</b>	<b>151.7</b>	<b>2,144.9</b>	<b>148,460.4</b>	<b>3,373,987.2</b>	<b>3,147,622.6</b>
<b>TOTAL ALL VARIETIES</b>	<b>729,517.0</b>	<b>274,463.9</b>	<b>1,270,369.0</b>	<b>305,063.0</b>	<b>151.7</b>	<b>2,144.9</b>	<b>148,460.4</b>	<b>3,472,864.0</b>	<b>3,203,482.4</b>







**TABLE 6: WEIGHTED AVERAGE GROWER RETURNS PER TON DELIVERED BASIS PURCHASED FOR WINE, CONCENTRATE, JUICE, VINEGAR, AND BEVERAGE BRANDY BY CALIFORNIA PROCESSORS FROM THE 2016 CROP BY TYPE, VARIETY, AND REPORTING DISTRICT WHERE GROWN, WITH COMPARISONS**

Type and Variety	1	2	3	4	5	6	7	8	9	10
	Dollars									
<b>RAISIN GRAPES:</b>										
Fiesta	0.00	0.00	0.00	0.00	0.00	0.00	0.00	0.00	0.00	0.00
Thompson Seedless	0.00	0.00	0.00	0.00	0.00	0.00	0.00	0.00	0.00	200.00
Other Raisin 1/	0.00	0.00	0.00	0.00	0.00	0.00	0.00	0.00	0.00	0.00
Total Raisin	0.00	0.00	0.00	0.00	0.00	0.00	0.00	0.00	0.00	200.00
<b>TABLE GRAPES:</b>										
Allison	0.00	0.00	0.00	0.00	0.00	0.00	0.00	0.00	0.00	0.00
Autumn King	0.00	0.00	0.00	0.00	0.00	0.00	0.00	0.00	0.00	0.00
Autumn Royal	0.00	0.00	0.00	0.00	0.00	0.00	0.00	0.00	0.00	0.00
Crimson Seedless *	0.00	0.00	0.00	0.00	0.00	0.00	0.00	0.00	0.00	0.00
Emerald Seedless *	0.00	0.00	0.00	0.00	0.00	0.00	0.00	0.00	0.00	0.00
Fantasy Seedless	0.00	0.00	0.00	0.00	0.00	0.00	0.00	0.00	0.00	0.00
Flame Seedless *	0.00	0.00	0.00	0.00	0.00	0.00	0.00	0.00	0.00	0.00
Flame Tokay	0.00	0.00	0.00	0.00	0.00	0.00	0.00	0.00	0.00	0.00
Malaga *	0.00	0.00	0.00	0.00	0.00	0.00	0.00	0.00	0.00	0.00
Princess *	0.00	0.00	0.00	0.00	0.00	0.00	0.00	0.00	0.00	0.00
Red Globe *	0.00	0.00	3,000.00	0.00	0.00	0.00	0.00	0.00	0.00	0.00
Ribier	0.00	0.00	0.00	0.00	0.00	0.00	0.00	0.00	0.00	0.00
Rouge	0.00	0.00	0.00	0.00	0.00	0.00	0.00	0.00	0.00	0.00
Ruby Seedless *	0.00	0.00	0.00	0.00	0.00	0.00	0.00	0.00	0.00	0.00
Scarlet	0.00	0.00	0.00	0.00	0.00	0.00	0.00	0.00	0.00	0.00
Scarlet Royal	0.00	0.00	0.00	0.00	0.00	0.00	0.00	0.00	0.00	0.00
Sweet Sunshine	0.00	0.00	0.00	0.00	0.00	0.00	0.00	0.00	0.00	0.00
Vintage Red	0.00	0.00	0.00	0.00	0.00	0.00	0.00	0.00	0.00	0.00
Other Table 1/	0.00	0.00	0.00	0.00	0.00	0.00	0.00	0.00	0.00	1,200.00
Total Table	0.00	0.00	3,000.00	0.00	0.00	0.00	0.00	0.00	0.00	1,200.00
<b>WINE GRAPES (WHITE):</b>										
Albarino	3,000.00	0.00	2,174.06	3,439.37	1,097.89	0.00	1,364.82	1,917.16	1,313.89	1,719.54
Arneis	1,701.94	0.00	1,859.77	3,200.00	0.00	0.00	0.00	1,715.00	0.00	1,800.00
Burger *	0.00	0.00	0.00	0.00	0.00	0.00	0.00	0.00	0.00	0.00
Chardonnay *	1,259.35	1,254.41	2,162.97	2,672.92	886.89	860.49	1,320.07	1,472.36	571.74	1,412.68
Chenin Blanc	1,364.78	1,313.00	1,421.40	1,754.73	414.43	0.00	1,155.00	1,517.56	610.52	1,680.46
Cortese	1,700.00	0.00	0.00	0.00	0.00	0.00	0.00	1,850.00	0.00	0.00
Fiano	0.00	0.00	2,642.86	3,510.00	0.00	0.00	0.00	2,183.20	1,047.27	1,370.73
Flora	0.00	0.00	0.00	2,031.13	0.00	0.00	0.00	0.00	0.00	0.00
French Colombard	1,109.61	0.00	1,586.61	0.00	2,500.00	0.00	0.00	0.00	0.00	200.00
Gewurztraminer	1,725.10	1,497.30	1,599.07	1,592.59	603.38	626.14	829.46	1,564.63	1,180.00	0.00
Gray Riesling *	1,375.00	0.00	2,257.92	0.00	0.00	0.00	0.00	0.00	0.00	0.00
Grenache Blanc	2,000.00	2,600.00	2,907.18	1,882.49	0.00	0.00	1,684.58	1,822.32	1,486.67	1,792.37
Gruner Veltliner	0.00	0.00	2,700.00	2,935.16	0.00	2,600.00	1,153.54	3,259.15	0.00	0.00
Malvasia Bianca	0.00	0.00	2,356.11	2,800.00	0.00	980.56	1,138.97	847.64	1,400.00	0.00
Marsanne	1,954.87	0.00	2,259.16	3,708.00	0.00	900.00	1,892.02	1,603.84	1,264.52	1,769.59
Melon	0.00	0.00	2,052.14	0.00	0.00	0.00	0.00	0.00	0.00	0.00
Moscato Gaillo *	0.00	0.00	0.00	0.00	0.00	0.00	0.00	0.00	500.00	1,600.00
Muscat Blanc *	1,150.95	1,231.29	2,373.82	1,991.02	1,427.89	492.52	1,147.29	1,308.79	1,197.92	1,473.41
Muscat Orange	1,749.07	900.00	0.00	0.00	499.33	850.00	0.00	1,365.92	350.00	1,463.46
Muscat of Alexandria	1,850.00	1,316.81	250.00	0.00	0.00	0.00	0.00	0.00	400.00	0.00
Palomino *	0.00	0.00	2,343.68	0.00	0.00	2,000.00	0.00	0.00	0.00	0.00
Pecorino	0.00	0.00	0.00	0.00	0.00	0.00	0.00	0.00	0.00	0.00
Picpoul Blanc	0.00	0.00	2,704.65	2,000.00	0.00	0.00	1,650.00	2,288.59	1,500.00	1,893.10
Pinot Blanc	1,400.44	0.00	2,017.30	1,823.08	0.00	1,800.00	1,210.87	1,920.74	0.00	1,300.00
Pinot Gris *	1,499.17	1,200.00	1,744.00	1,829.88	675.89	717.09	1,206.88	1,338.99	470.11	1,218.08
Ribolla Gialla *	0.00	0.00	2,634.62	3,376.62	0.00	0.00	0.00	0.00	0.00	0.00
Roussanne	1,695.05	1,601.66	2,839.21	4,249.52	0.00	900.00	2,619.36	2,171.02	1,387.50	1,604.93
Sauvignon Blanc	1,275.63	1,154.61	1,687.23	2,141.20	829.13	764.80	1,112.40	1,345.40	540.90	839.15
Sauvignon Musque	1,510.00	1,217.72	1,638.37	2,192.83	0.00	0.00	1,342.86	0.00	1,580.00	0.00
Sauvignon Vert *	0.00	0.00	2,418.78	2,631.26	0.00	0.00	0.00	0.00	0.00	0.00
Semillon	1,339.19	1,171.12	2,256.90	2,478.11	0.00	1,084.16	1,484.36	1,761.57	1,200.00	1,151.80
St. Emilion *	0.00	0.00	0.00	0.00	0.00	0.00	0.00	2,800.00	2,000.00	0.00
Symphony	0.00	0.00	0.00	0.00	270.00	0.00	0.00	0.00	0.00	0.00
Tocai Friulano	1,426.13	0.00	2,750.00	2,671.72	0.00	0.00	0.00	2,163.86	0.00	0.00
Torrontes	0.00	0.00	0.00	0.00	0.00	0.00	0.00	0.00	0.00	0.00
Triplet Blanc	0.00	0.00	0.00	0.00	0.00	0.00	0.00	0.00	0.00	0.00
Verdejo	0.00	0.00	0.00	3,200.00	0.00	0.00	0.00	1,450.00	0.00	1,343.75
Verdelho	0.00	0.00	2,000.00	2,050.00	1,104.49	950.00	0.00	1,554.07	1,933.33	1,460.46
Vermentino *	0.00	1,500.00	2,155.60	2,464.91	0.00	0.00	1,500.00	1,501.30	1,350.00	1,533.82
Vernaccia	0.00	0.00	2,089.56	0.00	0.00	0.00	0.00	0.00	0.00	0.00
Viognier	1,240.01	771.08	2,433.54	3,107.54	645.34	1,135.18	1,655.08	1,518.28	1,552.05	1,409.64
White Riesling *	1,862.62	1,466.11	2,263.02	2,818.31	846.93	1,100.00	1,035.64	1,099.09	1,157.71	1,463.30
Other White 1/	3,100.00	937.50	2,418.38	3,053.66	1,200.00	0.00	1,500.00	2,135.86	977.22	1,551.47
Total White	1,273.03	1,170.10	2,081.90	2,489.95	736.52	810.41	1,231.92	1,457.48	526.12	984.28

**TABLE 6: WEIGHTED AVERAGE GROWER RETURNS PER TON DELIVERED BASIS PURCHASED FOR  
WINE, CONCENTRATE, JUICE, VINEGAR, AND BEVERAGE BRANDY BY CALIFORNIA PROCESSORS  
FROM THE 2016 CROP BY TYPE, VARIETY, AND REPORTING DISTRICT WHERE GROWN, WITH COMPARISONS**

Type and Variety	11	12	13	14	15	16	17	2016 State Total	2015 State Total
	Dollars								
<b>RAISIN GRAPES:</b>									
Fiesta	0.00	0.00	176.58	0.00	0.00	0.00	0.00	176.58	224.57
Thompson Seedless	0.00	224.78	223.78	189.44	0.00	0.00	0.00	221.72	254.93
Other Raisin 1/	0.00	0.00	400.00	0.00	0.00	0.00	0.00	400.00	400.00
Total Raisin	0.00	224.78	214.79	189.44	0.00	0.00	0.00	213.64	247.52
<b>TABLE GRAPES:</b>									
Allison	0.00	0.00	100.00	0.00	0.00	0.00	0.00	100.00	0.00
Autumn King	0.00	0.00	190.00	150.00	0.00	0.00	0.00	151.70	0.00
Autumn Royal	0.00	0.00	165.48	150.00	0.00	0.00	0.00	150.92	0.00
Crimson Seedless *	0.00	0.00	215.38	150.00	0.00	0.00	0.00	151.57	50.00
Emerald Seedless *	0.00	0.00	0.00	150.00	0.00	0.00	0.00	150.00	0.00
Fantasy Seedless	0.00	0.00	0.00	0.00	0.00	0.00	0.00	0.00	50.00
Flame Seedless *	0.00	0.00	175.00	150.00	0.00	0.00	0.00	150.48	0.00
Flame Tokay	265.94	0.00	0.00	0.00	0.00	0.00	0.00	265.94	275.86
Malaga *	0.00	0.00	199.00	0.00	0.00	0.00	0.00	199.00	198.47
Princess *	0.00	0.00	0.00	150.00	0.00	0.00	0.00	150.00	50.00
Red Globe *	0.00	0.00	0.00	150.00	0.00	0.00	0.00	156.88	2,500.00
Ribier	0.00	0.00	300.00	0.00	0.00	0.00	0.00	300.00	300.00
Rouge	0.00	0.00	0.00	150.00	0.00	0.00	0.00	150.00	0.00
Ruby Seedless *	0.00	0.00	175.00	150.00	0.00	0.00	0.00	162.42	150.00
Scarlet	0.00	0.00	100.00	0.00	0.00	0.00	0.00	100.00	0.00
Scarlet Royal	0.00	0.00	0.00	150.00	0.00	0.00	0.00	150.00	0.00
Sweet Sunshine	0.00	0.00	0.00	150.00	0.00	0.00	0.00	150.00	0.00
Vintage Red	0.00	0.00	0.00	150.00	0.00	0.00	0.00	150.00	0.00
Other Table 1/	0.00	1,000.00	400.00	150.00	0.00	0.00	0.00	150.42	164.55
Total Table	265.94	1,000.00	181.86	150.00	0.00	0.00	0.00	153.05	252.63
<b>WINE GRAPES (WHITE):</b>									
Albarino	1,127.84	0.00	534.42	0.00	0.00	1,882.83	713.81	1,153.76	1,089.89
Arneis	0.00	0.00	0.00	0.00	0.00	2,165.22	0.00	1,939.00	1,886.72
Burger *	275.00	275.00	265.33	0.00	0.00	0.00	0.00	266.79	258.01
Chardonnay *	508.33	435.91	376.13	290.33	1,415.39	1,761.06	621.60	886.00	788.04
Chenin Blanc	476.68	336.84	315.60	0.00	0.00	0.00	428.36	383.15	390.46
Cortese	0.00	0.00	0.00	0.00	0.00	0.00	576.25	712.40	1,204.59
Fiano	0.00	0.00	0.00	0.00	0.00	2,200.00	800.00	1,582.46	1,436.97
Flora	0.00	0.00	0.00	0.00	0.00	0.00	0.00	2,031.13	1,961.67
Grench Colombard	282.68	260.02	260.21	259.30	0.00	0.00	0.00	260.82	252.17
Gewurztraminer	626.23	250.00	0.00	0.00	0.00	1,350.00	566.89	716.42	713.48
Gray Riesling *	600.00	0.00	0.00	0.00	0.00	0.00	0.00	1,563.79	1,576.90
Grenache Blanc	845.92	0.00	1,000.00	0.00	0.00	1,923.33	1,493.15	1,779.11	1,755.88
Gruner Veltliner	0.00	0.00	0.00	0.00	0.00	0.00	616.10	1,281.13	1,235.24
Malvasia Bianca	402.34	420.16	685.37	0.00	0.00	1,233.00	0.00	637.21	520.27
Marsanne	0.00	0.00	1,000.00	0.00	0.00	1,600.00	0.00	1,878.72	1,414.04
Melon	0.00	0.00	0.00	0.00	0.00	0.00	0.00	2,052.14	1,784.47
Moscato Gaillo *	0.00	0.00	0.00	0.00	0.00	0.00	0.00	1,355.56	537.22
Muscat Blanc *	350.07	0.00	429.75	304.63	1,200.00	1,848.11	641.03	439.78	418.99
Muscat Orange	496.40	471.47	450.09	0.00	0.00	1,200.00	0.00	542.64	531.39
Muscat of Alexandria	300.00	309.58	283.61	258.16	0.00	1,000.00	892.99	281.80	283.26
Palomino *	0.00	0.00	240.26	0.00	0.00	1,000.00	0.00	301.05	289.57
Pecorino	0.00	0.00	0.00	0.00	0.00	2,200.00	0.00	2,200.00	0.00
Picpoul Blanc	0.00	0.00	0.00	0.00	0.00	1,790.00	0.00	2,011.18	2,286.47
Pinot Blanc	0.00	0.00	0.00	0.00	0.00	0.00	0.00	1,469.36	1,536.43
Pinot Gris *	557.27	431.52	446.00	381.23	0.00	1,614.88	635.17	521.02	528.19
Ribolla Gialla *	0.00	0.00	0.00	0.00	0.00	0.00	0.00	3,092.92	3,151.49
Roussanne	731.01	0.00	1,000.00	0.00	0.00	1,744.02	0.00	1,996.67	1,786.20
Sauvignon Blanc	528.38	435.70	508.86	397.15	0.00	1,371.87	524.77	1,031.76	920.68
Sauvignon Musque	0.00	0.00	1,000.00	0.00	0.00	0.00	0.00	1,581.83	1,591.86
Sauvignon Vert *	0.00	0.00	0.00	0.00	0.00	0.00	0.00	2,549.88	2,431.52
Semillon	515.00	0.00	274.98	0.00	0.00	0.00	468.97	843.73	884.84
St. Emilion *	0.00	0.00	0.00	0.00	0.00	0.00	0.00	2,229.79	2,072.46
Symphony	394.48	289.73	307.99	0.00	0.00	0.00	393.48	320.29	313.06
Tocai Friulano	0.00	0.00	0.00	0.00	0.00	0.00	0.00	1,952.83	1,581.41
Torrontes	1,373.21	1,250.00	0.00	0.00	0.00	0.00	0.00	1,346.13	1,449.71
Triplett Blanc	0.00	0.00	201.58	0.00	0.00	0.00	0.00	201.58	197.51
Verdejo	1,153.11	0.00	0.00	0.00	0.00	0.00	1,163.41	1,214.82	0.00
Verdelho	550.38	1,275.00	400.00	0.00	0.00	2,000.00	575.85	582.59	558.84
Vermentino *	517.74	0.00	0.00	0.00	0.00	2,126.40	0.00	821.77	714.34
Vernaccia	0.00	0.00	0.00	0.00	0.00	0.00	0.00	2,089.56	1,825.74
Viognier	493.81	428.27	408.98	0.00	1,000.00	1,454.55	597.61	658.77	687.81
White Riesling *	430.37	297.19	353.03	0.00	0.00	1,413.07	537.63	667.60	701.21
Other White 1/	389.25	0.00	181.49	198.82	0.00	1,990.00	581.62	268.05	333.36
Total White	511.54	410.93	303.95	294.71	1,320.00	1,748.45	577.81	598.07	540.31

**TABLE 6: WEIGHTED AVERAGE GROWER RETURNS PER TON DELIVERED BASIS PURCHASED FOR WINE, CONCENTRATE, JUICE, VINEGAR, AND BEVERAGE BRANDY BY CALIFORNIA PROCESSORS FROM THE 2016 CROP BY TYPE, VARIETY, AND REPORTING DISTRICT WHERE GROWN, WITH COMPARISONS**

Type and Variety	1	2	3	4	5	6	7	8	9	10
	Dollars									
<b>WINE GRAPES (RED):</b>										
Aglianico	0.00	0.00	3,858.82	3,780.00	0.00	0.00	2,250.00	1,483.62	1,358.85	1,161.36
Aleatico	0.00	0.00	2,542.11	3,200.00	0.00	0.00	0.00	0.00	0.00	0.00
Alicante Bouschet *	0.00	0.00	2,717.65	1,550.00	0.00	941.39	1,200.00	1,978.51	1,700.00	1,279.98
Arinarnoa	0.00	0.00	0.00	0.00	0.00	0.00	0.00	0.00	0.00	0.00
Barbera	1,597.76	1,641.38	2,885.21	2,540.25	1,344.37	1,653.97	1,156.65	1,385.74	1,417.90	1,466.25
Blaufränkisch *	0.00	0.00	0.00	0.00	0.00	0.00	0.00	1,900.00	2,000.00	0.00
Cabernet Franc	2,439.62	1,910.54	2,955.14	7,144.40	1,799.04	2,322.37	1,294.91	2,381.08	1,403.42	1,452.76
Cabernet Sauvignon	2,058.34	2,345.51	2,964.60	6,830.22	1,972.52	1,393.88	1,314.28	1,585.56	711.20	1,210.22
Carignane	1,310.41	0.00	2,292.67	2,673.74	1,120.85	1,580.25	920.00	1,825.89	0.00	1,497.59
Carmenere	1,800.00	0.00	2,350.00	5,500.00	0.00	0.00	0.00	2,056.70	1,200.00	0.00
Camelian	0.00	0.00	0.00	0.00	0.00	0.00	0.00	0.00	0.00	0.00
Centurian	0.00	0.00	0.00	0.00	0.00	0.00	0.00	0.00	0.00	0.00
Charbono	1,574.39	0.00	0.00	3,193.67	1,200.00	1,250.00	0.00	1,700.00	0.00	1,617.23
Ciliegiolo	0.00	0.00	2,351.72	0.00	0.00	0.00	0.00	0.00	0.00	0.00
Cinsaut *	0.00	0.00	2,732.30	4,014.07	0.00	1,056.79	1,321.89	2,107.51	0.00	1,284.59
Counoise	2,400.00	1,000.00	2,175.00	0.00	0.00	1,600.00	1,407.55	1,831.23	1,500.00	2,016.92
Dolcetto	1,487.91	0.00	2,497.03	1,677.95	0.00	2,698.00	1,100.00	1,800.25	2,000.00	1,482.48
Dornfelder	0.00	0.00	0.00	0.00	0.00	0.00	1,200.00	3,053.19	0.00	0.00
Durif	0.00	0.00	0.00	0.00	0.00	1,450.00	0.00	0.00	0.00	0.00
Freisa	0.00	0.00	0.00	0.00	0.00	0.00	0.00	1,000.00	1,500.00	0.00
Gamay (Napa) *	1,447.34	0.00	1,863.33	1,645.51	1,144.04	0.00	1,153.50	1,365.55	0.00	2,288.57
Gamay Noir Au Jus Blanc	0.00	0.00	0.00	2,600.00	0.00	0.00	0.00	0.00	0.00	2,012.63
Graciano	0.00	0.00	0.00	0.00	1,165.00	0.00	1,956.45	1,612.78	1,408.33	1,810.92
Grenache *	1,889.34	1,620.41	2,995.16	4,155.06	1,562.77	1,332.13	1,443.02	1,838.66	1,375.14	1,592.88
Grignolino	0.00	0.00	0.00	0.00	0.00	0.00	0.00	0.00	1,500.00	0.00
Lagrein	0.00	0.00	0.00	5,195.78	0.00	0.00	0.00	1,621.23	0.00	1,771.52
Malbec	1,842.66	1,923.14	2,629.78	5,351.16	1,600.77	1,264.76	1,268.42	1,529.88	716.16	1,607.31
Mataro *	3,402.17	1,757.21	2,119.36	3,101.42	737.49	1,480.74	1,979.77	2,278.04	1,540.36	1,598.72
Merlot	1,225.86	1,391.29	1,818.10	3,351.99	1,340.60	934.57	1,083.94	1,103.19	523.83	1,549.72
Meunier *	1,800.00	0.00	2,457.01	1,823.30	0.00	0.00	0.00	0.00	0.00	0.00
Mission	0.00	0.00	0.00	0.00	0.00	1,200.00	0.00	700.00	0.00	2,365.39
Monastrell	0.00	0.00	0.00	0.00	0.00	0.00	0.00	3,800.00	0.00	0.00
Montepulciano	1,738.58	1,700.00	4,491.15	2,000.00	570.00	1,200.00	2,079.27	2,784.00	1,366.53	1,121.43
Muscat Hamburg *	0.00	0.00	0.00	0.00	0.00	0.00	0.00	0.00	1,432.00	1,477.42
Nebbiolo	1,918.92	1,500.00	1,923.71	2,794.19	0.00	2,324.57	2,250.00	1,492.26	1,500.00	1,849.14
Negrette *	0.00	0.00	0.00	0.00	0.00	0.00	1,897.38	0.00	0.00	0.00
Negroamaro	1,603.13	0.00	2,600.00	0.00	0.00	0.00	0.00	1,126.57	1,053.85	2,000.00
Nero D'Avola *	2,068.09	0.00	2,600.00	0.00	0.00	0.00	0.00	2,400.00	0.00	0.00
Petit Verdot	1,926.81	2,206.36	2,976.71	6,024.29	1,885.18	940.64	1,319.45	1,663.45	794.48	1,693.64
Petite Sirah	1,722.37	1,880.54	2,797.89	3,579.37	1,299.17	1,183.78	1,265.82	1,470.02	820.27	1,527.90
Pinot Noir	2,919.68	2,063.49	3,680.50	2,778.56	856.04	1,938.29	1,895.76	3,014.13	483.43	1,785.57
Pinotage	1,509.78	0.00	0.00	0.00	0.00	0.00	0.00	0.00	0.00	1,600.00
Primitivo	1,627.66	1,455.60	2,638.09	3,348.86	0.00	1,986.45	1,746.00	1,381.68	989.47	1,457.64
Refosco *	0.00	0.00	1,500.00	4,833.33	0.00	2,741.00	0.00	1,010.72	0.00	1,800.00
Royalty	0.00	0.00	0.00	0.00	0.00	0.00	0.00	0.00	0.00	0.00
Rubired *	0.00	0.00	0.00	0.00	0.00	0.00	0.00	0.00	0.00	0.00
Ruby Cabernet	0.00	0.00	0.00	0.00	0.00	0.00	700.00	0.00	1,500.00	0.00
Sagrantino	0.00	0.00	2,015.00	0.00	0.00	0.00	0.00	0.00	0.00	0.00
Salvador	0.00	0.00	0.00	0.00	0.00	0.00	0.00	2,800.00	0.00	0.00
Sangiovese *	1,602.50	1,592.28	2,314.48	3,462.91	1,333.50	1,626.98	1,081.98	1,807.11	1,166.48	1,506.84
Segalin	0.00	0.00	0.00	0.00	0.00	0.00	0.00	0.00	0.00	0.00
Souzao	1,800.00	1,250.00	0.00	0.00	0.00	0.00	1,850.00	2,737.91	0.00	2,100.00
St Laurent	0.00	0.00	2,241.04	2,500.00	0.00	0.00	0.00	0.00	0.00	0.00
Syrah *	1,488.89	1,619.42	2,596.01	3,606.29	1,548.97	1,052.24	1,222.05	1,506.29	629.53	1,490.23
Tannat	3,448.73	0.00	2,158.54	3,500.00	1,400.00	0.00	1,243.35	1,775.80	1,392.50	0.00
Tempranillo *	1,250.61	1,979.15	2,299.19	4,190.67	1,253.48	1,411.47	1,559.03	1,363.98	774.55	1,600.11
Teroldego	0.00	0.00	2,400.00	0.00	0.00	0.00	0.00	1,122.24	811.73	1,209.52
Tinta Cao	1,250.00	0.00	3,655.17	0.00	0.00	1,350.00	1,600.00	2,696.80	0.00	1,437.50
Tinta Madeira	0.00	0.00	0.00	0.00	0.00	0.00	0.00	1,250.88	0.00	0.00
Touriga Nacional *	1,250.00	1,655.42	3,000.00	2,561.11	0.00	1,766.67	1,600.00	2,521.62	0.00	1,490.11
Trousseau *	0.00	1,800.00	3,333.33	0.00	0.00	0.00	2,250.00	0.00	0.00	1,810.53
Zinfandel	1,597.92	1,595.93	2,840.06	3,521.57	1,053.80	1,165.16	1,609.34	1,477.59	443.43	1,428.60
Other Red 1/	1,950.41	2,000.00	3,295.41	4,993.39	0.00	1,428.43	1,750.15	231.29	1,350.00	1,254.70
<b>Total Red</b>	<b>1,857.26</b>	<b>2,087.95</b>	<b>3,008.75</b>	<b>5,562.80</b>	<b>1,117.29</b>	<b>1,285.30</b>	<b>1,532.09</b>	<b>1,706.40</b>	<b>622.12</b>	<b>1,424.37</b>
<b>TOTAL WINE</b>	<b>1,541.84</b>	<b>1,683.94</b>	<b>2,590.15</b>	<b>4,685.58</b>	<b>909.85</b>	<b>1,148.02</b>	<b>1,386.23</b>	<b>1,656.38</b>	<b>584.18</b>	<b>1,370.63</b>
<b>TOTAL ALL VARIETIES</b>	<b>1,541.84</b>	<b>1,683.94</b>	<b>2,590.23</b>	<b>4,685.58</b>	<b>909.85</b>	<b>1,148.02</b>	<b>1,386.23</b>	<b>1,656.38</b>	<b>584.18</b>	<b>1,243.36</b>

**TABLE 6: WEIGHTED AVERAGE GROWER RETURNS PER TON DELIVERED BASIS PURCHASED FOR WINE, CONCENTRATE, JUICE, VINEGAR, AND BEVERAGE BRANDY BY CALIFORNIA PROCESSORS FROM THE 2016 CROP BY TYPE, VARIETY, AND REPORTING DISTRICT WHERE GROWN, WITH COMPARISONS**

Type and Variety	11	12	13	14	15	16	17	2016 State Total	2015 State Total
	Dollars								
<b>WINE GRAPES (RED):</b>									
Aglianico	0.00	1,200.00	667.65	0.00	0.00	1,924.89	1,452.41	1,552.50	1,502.78
Aleatico	0.00	0.00	0.00	0.00	0.00	2,310.00	0.00	2,653.53	2,304.34
Alicante Bouschet *	470.92	841.85	261.04	282.80	0.00	1,800.00	0.00	504.46	369.98
Arinarnoa	0.00	350.00	350.00	0.00	0.00	0.00	0.00	350.00	400.00
Barbera	592.64	1,039.51	308.91	350.00	0.00	2,015.42	1,353.88	368.22	343.35
Blaufraenkisch *	0.00	900.00	0.00	0.00	0.00	0.00	0.00	1,810.78	3,400.00
Cabernet Franc	519.50	1,900.00	395.77	0.00	1,000.00	1,662.03	754.55	2,694.79	2,162.02
Cabernet Sauvignon	653.78	501.71	396.93	325.68	891.30	1,763.63	800.79	1,468.34	1,316.71
Cargnane	473.30	546.34	293.31	350.00	0.00	800.00	1,356.92	472.73	489.13
Carmenere	975.00	0.00	0.00	0.00	0.00	0.00	0.00	1,675.35	1,867.07
Carnelian	0.00	0.00	249.29	0.00	0.00	0.00	0.00	249.29	257.22
Centurian	0.00	0.00	386.13	0.00	0.00	0.00	0.00	386.13	362.51
Charbono	900.00	0.00	0.00	0.00	0.00	0.00	0.00	2,613.21	2,423.48
Ciliegiolo	0.00	834.09	0.00	0.00	0.00	0.00	0.00	1,297.37	1,357.08
Cinsaut *	1,358.86	0.00	0.00	0.00	0.00	1,693.80	2,749.54	1,615.18	1,413.95
Counoise	0.00	1,200.00	1,000.00	0.00	0.00	1,733.33	0.00	1,813.24	1,654.11
Dolcetto	486.65	0.00	0.00	0.00	0.00	2,341.84	1,381.59	1,513.38	1,440.21
Dornfelder	633.66	301.99	0.00	0.00	0.00	0.00	0.00	422.20	488.00
Durif	0.00	0.00	0.00	0.00	0.00	0.00	0.00	1,450.00	0.00
Freisa	0.00	625.00	0.00	0.00	0.00	0.00	0.00	963.36	1,000.00
Gamay (Napa) *	0.00	0.00	325.30	0.00	0.00	0.00	464.04	858.55	810.03
Gamay Noir Au Jus Blanc	0.00	0.00	0.00	0.00	0.00	0.00	0.00	2,057.10	1,767.56
Graciano	749.61	1,400.00	0.00	0.00	0.00	0.00	0.00	915.20	934.10
Grenache *	626.62	366.73	302.40	275.00	664.05	1,624.82	1,399.57	616.53	497.59
Grignolino	0.00	0.00	0.00	0.00	0.00	0.00	0.00	1,500.00	0.00
Lagrein	0.00	0.00	0.00	0.00	0.00	0.00	0.00	2,008.21	2,152.69
Malbec	620.48	582.67	351.33	0.00	1,200.00	1,545.71	938.50	1,003.99	937.54
Mataro *	1,121.88	323.91	576.71	0.00	0.00	1,727.35	1,236.17	1,618.19	1,493.59
Merlot	552.77	463.82	352.71	297.64	0.00	1,657.80	617.97	774.32	740.93
Meunier *	0.00	0.00	0.00	0.00	0.00	0.00	0.00	2,099.82	2,060.44
Mission	842.20	0.00	206.61	0.00	300.00	1,000.00	0.00	219.84	233.92
Monastrell	1,600.00	0.00	0.00	0.00	0.00	0.00	0.00	2,003.33	0.00
Montepulciano	812.28	802.81	0.00	0.00	0.00	2,472.77	0.00	1,484.44	1,281.34
Muscat Hamburg *	707.77	699.44	512.69	0.00	0.00	0.00	0.00	630.86	589.89
Nebbiolo	1,000.00	0.00	465.19	0.00	0.00	1,634.46	1,337.14	1,184.74	1,196.83
Negrette *	0.00	0.00	0.00	0.00	0.00	0.00	0.00	1,897.38	1,450.25
Negroamaro	0.00	1,200.00	0.00	0.00	0.00	1,200.00	0.00	1,183.84	1,163.87
Nero D'Avola *	1,100.00	766.51	0.00	0.00	0.00	0.00	0.00	1,134.15	1,206.00
Petit Verdot	716.45	663.76	445.58	0.00	1,200.00	1,804.41	1,411.44	1,240.52	1,213.97
Petite Sirah	776.14	579.48	483.68	497.93	0.00	1,800.49	865.82	1,023.94	1,020.07
Pinot Noir	664.44	419.66	424.20	400.00	0.00	1,650.44	744.97	1,636.26	1,473.03
Pinotage	1,300.00	0.00	0.00	0.00	0.00	0.00	0.00	1,458.17	1,360.63
Primitivo	1,223.71	1,081.40	360.00	0.00	0.00	1,532.47	1,324.62	1,577.70	1,472.79
Refosco *	250.00	0.00	0.00	0.00	0.00	0.00	0.00	356.52	490.95
Royalty	0.00	0.00	475.00	0.00	0.00	0.00	0.00	475.00	425.00
Rubired *	334.23	274.26	280.24	274.79	0.00	1,400.00	0.00	279.23	278.42
Ruby Cabernet	375.34	480.60	293.84	319.84	0.00	0.00	0.00	304.18	304.09
Sagrantino	1,100.00	921.48	275.00	0.00	0.00	1,300.00	0.00	884.98	1,386.11
Salvador	0.00	0.00	0.00	285.00	0.00	1,650.00	0.00	301.29	318.51
Sangiovese *	453.25	786.68	283.73	0.00	0.00	1,961.35	0.00	1,183.92	1,109.55
Segalin	300.00	0.00	300.00	0.00	0.00	0.00	0.00	300.00	400.00
Souzao	738.01	0.00	333.08	0.00	0.00	0.00	0.00	727.66	735.64
St Laurent	0.00	0.00	0.00	0.00	0.00	0.00	0.00	2,256.52	2,112.73
Syrah *	526.02	409.23	341.79	366.28	1,200.00	1,590.82	668.18	784.59	695.25
Tannat	619.65	352.30	471.42	0.00	0.00	0.00	1,280.46	664.80	619.26
Tempranillo *	682.66	1,200.00	319.63	0.00	1,200.00	1,675.15	987.03	599.64	571.13
Teroldego	809.17	637.29	0.00	0.00	0.00	0.00	850.39	795.07	889.44
Tinta Cao	1,000.87	0.00	339.42	0.00	0.00	2,100.00	0.00	572.61	456.59
Tinta Madeira	0.00	0.00	685.00	0.00	0.00	0.00	0.00	712.69	609.94
Touriga Nacional *	703.45	993.00	356.11	0.00	0.00	2,100.00	0.00	706.37	695.22
Trousseau *	380.77	0.00	1,200.00	0.00	0.00	0.00	0.00	1,080.29	1,002.06
Zinfandel	724.90	372.02	289.94	294.68	611.99	1,801.88	320.27	604.52	575.02
Other Red 1/	393.64	540.26	209.26	160.00	0.00	1,000.00	401.14	354.77	238.62
<b>Total Red</b>	<b>662.10</b>	<b>467.32</b>	<b>308.26</b>	<b>302.01</b>	<b>644.53</b>	<b>1,755.84</b>	<b>724.73</b>	<b>918.34</b>	<b>789.83</b>
<b>TOTAL WINE</b>	<b>612.02</b>	<b>443.50</b>	<b>306.19</b>	<b>298.27</b>	<b>689.06</b>	<b>1,753.99</b>	<b>621.21</b>	<b>779.58</b>	<b>679.08</b>
<b>TOTAL ALL VARIETIES</b>	<b>611.99</b>	<b>443.43</b>	<b>301.85</b>	<b>280.65</b>	<b>689.06</b>	<b>1,753.99</b>	<b>621.21</b>	<b>762.84</b>	<b>671.55</b>

**TABLE 7: TONS OF GRAPES PURCHASED BY CALIFORNIA PROCESSORS AS DISTILLING MATERIAL  
OTHER THAN BEVERAGE BRANDY FROM THE 2016 CROP BY TYPE AND VARIETY, WITH COMPARISONS**

Type and Variety	Distilling Material Purchased		Average Degrees Brix Distilling		Average Price Per Ton	
	2016	2015	2016	2015	2016	2015
	Tons		Degrees Brix		Dollars	
<b>RAISIN GRAPES:</b>						
Thompson Seedless	0.0	865.5	0.0	16.8	0.00	126.00
Total Raisin	0.0	865.5	0.0	16.8	0.00	126.00
<b>TABLE GRAPES: 2/</b>						
Autumn Royal	0.0	63.2	0.0	19.7	0.00	147.75
Black Monukka	0.0	89.5	0.0	26.3	0.00	197.25
Crimson Seedless *	0.0	583.4	0.0	22.7	0.00	170.25
Fantasy Seedless	0.0	326.7	0.0	24.6	0.00	184.50
Krissy	0.0	65.0	0.0	24.0	0.00	180.00
Red Globe *	0.0	42.1	0.0	32.9	0.00	246.75
Ribier	0.0	12.0	0.0	16.0	0.00	120.00
Ruby Seedless *	0.0	330.8	0.0	13.4	0.00	100.50
Scarlet Royal	0.0	97.5	0.0	24.2	0.00	181.50
Timco	0.0	47.2	0.0	30.4	0.00	228.00
Other Table 1/	0.0	186.3	0.0	19.3	0.00	144.73
Total Table	0.0	1,843.7	0.0	21.6	0.00	162.06
<b>WINE GRAPES (WHITE):</b>						
Chardonnay *	0.0	31.1	0.0	21.1	0.00	138.98
Grenache Blanc	0.0	52.4	0.0	25.4	0.00	190.50
Malvasia Bianca	0.0	10.8	0.0	32.0	0.00	240.00
Muscat Blanc *	0.0	9.4	0.0	29.7	0.00	222.75
Muscat of Alexandria	0.0	982.3	0.0	29.3	0.00	219.75
Pinot Gris *	0.0	10.2	0.0	35.5	0.00	266.25
Other White 1/	0.0	23.6	0.0	21.6	0.00	162.00
Total White	0.0	1,119.8	0.0	28.8	0.00	215.57
<b>WINE GRAPES (RED):</b>						
Barbera	0.0	108.0	0.0	24.2	0.00	181.50
Merlot	0.0	111.4	0.0	17.4	0.00	130.50
Ruby Cabernet	0.0	7.6	0.0	17.2	0.00	129.00
Syrah *	0.0	53.2	0.0	29.5	0.00	221.25
Zinfandel	0.0	2,308.6	0.0	23.8	0.00	175.54
Other Red 1/	0.0	1,086.6	0.0	20.6	0.00	154.50
Total Red	0.0	3,675.4	0.0	22.7	0.00	168.70
<b>TOTAL WINE</b>	0.0	4,795.2	0.0	24.2	0.00	179.64
<b>TOTAL ALL VARIETIES</b>	0.0	7,504.4	0.0	22.7	0.00	169.14

\* Synonyms for variety names are shown on Page 5  
1/ Other categories include minor and mixed varieties

**TABLE 8: BASE PRICE PAID TO GROWERS FOR GRAPES CRUSHED AND DELIVERED TO CALIFORNIA PROCESSORS FROM THE 2016 CROP WITH BRIX FACTORS AND PURCHASED TONNAGE, BY TYPE, VARIETY, REPORTING DISTRICT WHERE GROWN, AND WEIGHTED AVERAGE BASE PRICE**

District, Type, and Variety	Base Price	Brix	Tons	District, Type, and Variety	Base Price	Brix	Tons
	Per Ton	Factors			Per Ton	Factors	
	Dollars	Code a/			Dollars	Code a/	
<b>DISTRICT 1</b>					1,450.00	018800	11.8
<b>WINE GRAPES (WHITE)</b>					1,472.47	000100	475.2
Albarino	2,800.00	000100	1.3		1,475.00	009400	73.9
	3,200.00	000100	1.3		1,478.59	000100	81.8
Wtd. Avg. Base & Total Tons	3,000.00		2.6		1,499.95	013800	15.1
					1,500.00	000100	188.2
Arneis	1,500.00	000100	2.8		1,500.00	007500	1.9
	1,700.00	000100	6.2		1,500.00	011800	23.2
	1,850.00	018800	3.9		1,500.00	013800	8.0
Wtd. Avg. Base & Total Tons	1,701.94		12.9		1,500.00	016000	186.5
					1,500.00	055570	57.6
Chardonnay *	275.00	009400	90.8		1,550.00	000100	35.5
	500.00	050773	6.9		1,598.72	000100	32.4
	900.00	000100	119.8		1,600.00	000100	3.0
	913.00	000100	84.9		1,625.00	000100	212.2
	950.00	000100	49.0		1,650.00	017200	67.3
	991.11	000100	61.4		1,675.00	000100	251.3
	1,000.00	000100	194.6		1,700.00	013400	23.0
	1,000.00	024500	1,109.9		1,850.00	015200	15.2
	1,014.16	000100	258.0		1,950.00	000100	2.0
	1,029.56	000100	14.8		2,000.00	000100	0.8
	1,046.17	000100	138.3		2,000.00	017000	1.8
	1,050.00	000100	78.1		2,084.98	000100	42.4
	1,050.00	024500	180.0		2,200.00	015500	0.8
	1,077.80	024500	22.1		2,400.00	020600	2.0
	1,080.26	000100	181.6		2,500.00	000100	5.4
	1,082.16	000100	24.3		2,500.00	013400	13.3
	1,100.00	000100	350.9		2,500.00	017400	20.9
	1,100.00	024500	556.6		2,500.00	024500	51.6
	1,101.23	000100	57.1		2,504.57	013800	7.7
	1,121.28	000100	101.1		2,525.00	000100	8.7
	1,127.26	000100	26.1		2,535.12	000100	9.3
	1,127.26	021200	306.5		2,725.00	000100	11.5
	1,150.00	000100	80.4		2,748.07	000100	16.3
	1,150.00	024500	1,135.1		2,780.00	000100	14.5
	1,176.27	000100	109.8		2,800.00	000100	15.3
	1,183.14	000100	78.2		3,000.00	000100	21.0
	1,198.61	000100	361.5		3,000.00	014100	1.5
	1,200.00	000100	2,239.5		3,121.13	000100	17.9
	1,200.00	006650	141.4		3,200.00	000100	1.1
	1,200.00	017000	125.7		3,600.00	014100	3.5
	1,200.00	024500	3,780.1		3,752.96	000100	7.6
	1,248.56	000100	29.7		3,900.00	015200	3.6
	1,250.00	000100	882.5		4,000.00	000100	9.9
	1,250.00	024500	121.4		4,000.00	013400	2.0
	1,267.30	000100	57.4		4,000.00	013600	1.8
	1,267.30	019000	621.0		4,225.00	000100	13.6
	1,267.30	056697	154.7		4,707.73	000100	9.0
	1,267.60	000100	7.6		6,000.00	000100	3.2
	1,268.00	000100	147.8	Wtd. Avg. Base & Total Tons	1,264.86		24,259.3
	1,270.00	000100	69.0				
	1,300.00	000100	3,261.9	Chenin Blanc	1,100.00	000100	11.6
	1,300.00	009400	6.7		1,200.00	009400	11.4
	1,300.00	016000	128.9		1,275.00	000100	36.3
	1,300.00	022700	19.5		1,350.00	000100	11.4
	1,300.00	024500	464.1		1,350.00	013400	3.5
	1,300.00	055570	31.0		1,500.00	000100	20.1
	1,325.00	000100	234.3		1,750.00	010700	1.8
	1,325.00	016000	29.7		2,000.00	000100	4.3
	1,325.00	050773	81.6		2,000.00	013100	3.6
	1,325.87	006650	349.9	Wtd. Avg. Base & Total Tons	1,364.78		104.0
	1,350.00	000100	1,126.0				
	1,350.00	009400	3.5	Cortese	1,700.00	000100	5.7
	1,350.00	016000	365.7	Wtd. Avg. Base & Total Tons	1,700.00		5.7
	1,370.00	000100	217.2				
	1,375.00	009400	43.1	French Colombard	500.00	000100	11.1
	1,377.57	006650	147.8		800.00	009400	2.6
	1,400.00	000100	587.7		1,134.35	000100	75.7
	1,400.00	009400	299.1		1,200.00	000100	7.9
	1,400.00	016000	413.2		1,200.00	009400	24.0
	1,400.00	055570	58.5		1,212.00	000100	27.5
	1,425.00	020800	55.9	Wtd. Avg. Base & Total Tons	1,109.61		148.8
	1,450.00	000100	95.3				

**TABLE 8: BASE PRICE PAID TO GROWERS FOR GRAPES CRUSHED AND DELIVERED TO CALIFORNIA PROCESSORS FROM THE 2016 CROP WITH BRIX FACTORS AND PURCHASED TONNAGE, BY TYPE, VARIETY, REPORTING DISTRICT WHERE GROWN, AND WEIGHTED AVERAGE BASE PRICE**

District, Type, and Variety	Base Price	Brix	Tons	District, Type, and Variety	Base Price	Brix	Tons
	Per Ton	Factors			Per Ton	Factors	
	Dollars	Code a/			Dollars	Code a/	
<b>DISTRICT 1 (Cont'd)</b>					1,200.00	000100	3.7
Gewurztraminer	700.00	055570	20.6		1,300.00	000100	11.1
	1,050.00	000100	6.9		1,500.00	000100	3.9
	1,200.00	009400	9.6		1,700.00	018800	0.9
	1,507.39	000100	62.2		2,500.00	000100	1.0
	1,800.00	000100	9.2		3,000.00	017000	1.5
	1,900.00	000100	9.9		4,250.00	000100	6.0
	1,900.00	020800	7.9	Wtd. Avg. Base & Total Tons	1,695.05		48.5
	2,000.00	000100	22.0				
	2,000.00	020600	1.8	Sauvignon Blanc	827.00	000100	79.1
	2,082.18	000100	30.8		950.00	000100	33.4
	2,100.00	020600	4.1		1,000.00	000100	163.2
	2,251.37	000100	22.5		1,050.00	015500	70.6
	2,400.00	000100	6.7		1,085.15	000100	47.4
	2,500.00	000100	6.6		1,139.41	000100	129.9
Wtd. Avg. Base & Total Tons	1,725.10		220.8		1,150.00	000100	125.6
					1,150.00	050773	28.3
Gray Riesling *	1,375.00	009400	18.2		1,200.00	000100	233.7
Wtd. Avg. Base & Total Tons	1,375.00		18.2		1,200.00	014100	5.2
					1,216.12	000100	161.6
Grenache Blanc	2,000.00	000100	4.5		1,240.00	000100	129.4
Wtd. Avg. Base & Total Tons	2,000.00		4.5		1,250.00	000100	25.4
					1,280.00	000100	292.0
Marsanne	1,300.00	000100	9.2		1,280.13	056697	158.9
	1,700.00	018800	1.6		1,300.00	000100	94.2
	2,500.00	000100	11.8		1,300.00	009400	73.3
Wtd. Avg. Base & Total Tons	1,954.87		22.6		1,300.00	017400	19.4
					1,375.00	000100	37.4
Muscat Blanc *	1,000.00	000100	6.8		1,375.00	009400	63.6
	1,050.00	000100	23.8		1,400.00	000100	252.4
	1,100.00	000100	40.5		1,400.00	009400	3.2
	1,115.19	000100	23.3		1,400.00	018800	3.2
	1,150.00	017200	23.3		1,400.00	045268	52.4
	1,200.00	000100	12.7		1,450.00	000100	134.6
	1,575.00	000100	6.5		1,450.15	017200	33.8
	2,500.00	000100	2.2		1,475.00	000100	176.5
Wtd. Avg. Base & Total Tons	1,150.94		139.1		1,500.00	000100	60.2
					1,510.00	000100	81.5
Muscat Orange	1,200.00	017200	6.0		1,650.00	000100	9.7
	1,800.00	000100	35.0		1,650.00	016800	4.3
	1,800.00	013600	4.5		1,700.00	000100	12.2
	1,890.00	000100	9.1		1,800.00	000100	4.2
Wtd. Avg. Base & Total Tons	1,749.07		54.6		1,800.00	013400	3.9
					1,850.00	000100	5.2
Muscat of Alexandria	1,850.00	013600	3.4		1,900.00	000100	30.5
Wtd. Avg. Base & Total Tons	1,850.00		3.4		1,900.00	013600	1.0
					1,950.00	000100	3.9
Pinot Blanc	1,000.00	013100	4.5		2,200.00	000100	8.6
	1,150.00	013100	15.0		2,500.00	000100	2.8
	1,250.00	000100	23.5	Wtd. Avg. Base & Total Tons	1,281.76		2,855.7
	1,300.00	000100	5.4				
	1,600.00	000100	30.7	Sauvignon Musque	1,510.00	000100	87.3
	1,650.00	000100	5.1	Wtd. Avg. Base & Total Tons	1,510.00		87.3
	1,750.00	000100	6.4				
Wtd. Avg. Base & Total Tons	1,400.44		90.6	Semillon	416.00	000100	2.4
					1,335.00	000100	30.9
Pinot Gris *	1,000.00	000100	68.5		1,500.00	017200	9.7
	1,200.00	000100	25.9		1,900.00	000100	1.4
	1,350.00	000100	57.9	Wtd. Avg. Base & Total Tons	1,339.19		44.4
	1,350.00	009400	45.2				
	1,600.00	000100	19.9	Tocai Friulano	1,300.00	000100	11.2
	1,661.81	000100	35.4		1,500.00	000100	8.0
	1,900.00	020800	6.8		1,700.00	012300	3.0
	1,950.00	000100	19.1	Wtd. Avg. Base & Total Tons	1,426.13		22.2
	2,000.00	000100	10.6				
	2,132.70	000100	7.2	Viognier	800.00	000100	58.8
	2,368.42	013800	12.2		1,000.00	000100	4.1
	2,400.00	000100	7.8		1,035.00	013600	0.7
	2,608.37	000100	7.2		1,200.00	000100	281.1
	2,800.00	013200	2.1		1,250.00	000100	14.3
Wtd. Avg. Base & Total Tons	1,499.17		325.8		1,300.00	000100	3.5
					1,350.00	000100	1.8
Roussanne	1,150.00	000100	20.4		1,350.00	024500	0.3



**TABLE 8: BASE PRICE PAID TO GROWERS FOR GRAPES CRUSHED AND DELIVERED TO CALIFORNIA PROCESSORS FROM THE 2016 CROP WITH BRIX FACTORS AND PURCHASED TONNAGE, BY TYPE, VARIETY, REPORTING DISTRICT WHERE GROWN, AND WEIGHTED AVERAGE BASE PRICE**

District, Type, and Variety	Base Price	Brix	Tons	District, Type, and Variety	Base Price	Brix	Tons
	Per Ton	Factors			Per Ton	Factors	
	Dollars	Code a/			Dollars	Code a/	
<b>DISTRICT 1 (Cont'd)</b>					1,750.00	064440	14.5
Viognier (Cont'd)	1,500.00	000100	11.0		1,770.00	000100	244.2
	1,600.00	027600	2.4		1,800.00	000100	331.6
	1,700.00	013400	6.0		1,800.00	013600	13.6
	1,800.00	000100	18.6		1,850.00	064440	38.9
	2,484.00	013600	2.1		1,875.00	000100	15.8
	3,000.00	013100	2.0		1,900.00	055570	14.7
	3,000.00	020800	1.6		1,900.00	064440	65.3
	3,200.00	000100	1.1		1,900.00	067485	19.0
	4,000.00	000100	0.2		1,912.28	000100	13.0
	4,000.00	013600	3.3		1,923.76	000100	12.4
Wtd. Avg. Base & Total Tons	1,240.01		412.9		1,923.76	020800	159.3
					1,935.00	020800	61.3
White Riesling *	1,000.00	000100	15.0		1,935.16	000100	113.0
	1,500.00	000100	10.8		1,950.00	000100	94.0
	1,500.00	013100	2.0		1,966.02	000100	58.4
	1,700.00	000100	9.2		2,000.00	000100	544.7
	1,800.00	000100	7.3		2,000.00	020800	155.7
	1,800.00	013600	5.2		2,000.00	023000	40.4
	1,900.00	017000	7.9		2,000.00	025100	41.6
	1,914.61	000100	14.7		2,000.00	064440	40.8
	2,050.00	000100	33.1		2,028.15	000100	63.3
	2,300.00	000100	4.6		2,031.92	000100	62.4
	2,400.00	000100	8.6		2,050.00	000100	62.9
	2,400.00	013600	2.8		2,050.00	064440	21.9
	2,500.00	017000	2.0		2,064.33	000100	31.0
	3,000.00	000100	2.8		2,075.25	023100	24.7
Wtd. Avg. Base & Total Tons	1,862.62		126.0		2,100.00	000100	303.1
					2,128.68	000100	52.5
Other White b/	3,100.00	000100	1.2		2,150.00	000100	237.8
Wtd. Avg. Base & Total Tons	3,100.00		1.2		2,150.00	025100	42.9
					2,150.00	064440	42.5
<b>WINE GRAPES (RED)</b>					2,178.96	000100	141.8
Barbera	1,300.00	000100	14.9		2,200.00	000100	701.5
	1,400.00	000100	6.1		2,200.00	013600	5.0
	1,400.00	021000	6.0		2,205.00	000100	141.3
	1,440.00	000100	22.3		2,232.25	000100	122.9
	1,500.00	013400	19.9		2,250.00	000100	460.6
	1,600.00	000100	20.5		2,300.00	000100	59.5
	1,800.00	000100	12.2		2,300.00	024500	3.8
	1,800.00	017200	5.0		2,300.00	025100	41.7
	2,000.00	000100	20.8		2,310.00	000100	15.7
	2,000.00	021200	1.0		2,400.00	000100	17.2
Wtd. Avg. Base & Total Tons	1,597.76		128.7		2,500.00	000100	232.5
					2,500.00	021500	1.4
Cabernet Franc	1,800.00	000100	7.9		2,600.00	000100	84.0
	1,800.00	013600	7.0		2,600.50	025100	41.0
	3,000.00	017000	1.5		2,800.00	000100	2.0
	4,250.00	000100	4.8		2,850.00	000100	15.9
Wtd. Avg. Base & Total Tons	2,439.62		21.2		3,000.00	000100	9.8
					3,000.00	024300	5.0
Cabernet Sauvignon	275.00	017400	15.5		3,000.00	025100	5.0
	750.00	017400	2.3		3,250.00	000100	9.7
	1,180.00	000100	151.6		3,539.78	000100	86.2
	1,200.00	000100	4.7		7,511.00	000100	23.2
	1,200.00	024500	3.0	Wtd. Avg. Base & Total Tons	2,058.34		6,080.8
	1,300.00	000100	82.7				
	1,300.00	017400	1.1	Carignane	700.00	000100	13.0
	1,400.00	000100	132.7		875.00	007800	15.8
	1,500.00	000100	37.4		900.00	000100	11.1
	1,500.00	017400	9.5		1,000.00	000100	43.5
	1,500.00	020800	1.8		1,000.00	017400	30.1
	1,500.00	064440	1.0		1,000.00	020800	0.8
	1,591.35	000100	31.3		1,000.00	064440	13.6
	1,600.00	000100	7.7		1,047.38	000100	15.4
	1,625.00	000100	60.2		1,050.00	017200	5.4
	1,650.00	000100	67.8		1,070.00	000100	2.5
	1,650.00	024800	12.7		1,100.00	000100	28.9
	1,697.44	000100	33.0		1,100.00	017400	10.0
	1,700.00	000100	27.7		1,100.00	069485	16.6
	1,700.00	024500	88.2		1,150.00	064440	7.1
	1,700.00	064440	5.1		1,158.00	000100	21.5
	1,750.00	000100	39.9		1,170.00	000100	24.1

**TABLE 8: BASE PRICE PAID TO GROWERS FOR GRAPES CRUSHED AND DELIVERED TO CALIFORNIA PROCESSORS FROM THE 2016 CROP WITH BRIX FACTORS AND PURCHASED TONNAGE, BY TYPE, VARIETY, REPORTING DISTRICT WHERE GROWN, AND WEIGHTED AVERAGE BASE PRICE**

District, Type, and Variety	Base Price	Brix	Tons	District, Type, and Variety	Base Price	Brix	Tons
	Per Ton	Factors			Per Ton	Factors	
	Dollars	Code a/			Dollars	Code a/	
<b>DISTRICT 1 (Cont'd)</b>					1,700.00	000100	68.0
Carignane (Cont'd)	1,200.00	000100	53.2		1,750.00	000100	2.3
	1,200.00	013800	5.9		1,800.00	000100	6.8
	1,200.00	017400	214.2		1,800.00	024500	10.0
	1,250.00	000100	36.3		1,889.00	000100	3.9
	1,276.88	015500	36.7		1,900.00	015300	4.8
	1,292.13	000100	26.9		2,000.00	000100	22.7
	1,300.00	000100	20.6		2,000.00	021500	3.8
	1,300.00	017400	11.4		2,000.00	024500	3.3
	1,300.00	024500	9.6		2,200.00	025100	24.5
	1,350.00	000100	3.7		2,300.00	000100	13.1
	1,375.00	000100	33.6		2,400.00	021500	1.3
	1,400.00	000100	1.9		2,500.00	000100	4.3
	1,400.00	020600	18.5		2,500.00	013800	2.9
	1,450.00	000100	10.9		2,600.00	000100	2.1
	1,500.00	000100	26.5		2,600.00	024500	5.0
	1,500.00	024500	6.3		2,800.00	000100	31.7
	1,700.00	000100	8.6		2,950.00	025400	4.8
	1,725.00	000100	8.7		3,000.00	000100	0.5
	1,750.00	000100	4.7		4,250.00	000100	3.6
	1,800.00	000100	28.3	Wtd. Avg. Base & Total Tons	1,889.34		328.7
	1,800.00	021200	1.1				
	1,850.00	000100	16.4	Malbec	1,600.00	000100	2.5
	2,000.00	000100	33.7		1,800.00	013600	23.5
	2,000.00	017000	1.0		2,000.00	000100	2.0
	2,000.00	020600	20.0		4,000.00	013600	0.6
	2,200.00	000100	5.9	Wtd. Avg. Base & Total Tons	1,842.66		28.6
	2,500.00	000100	16.5				
Wtd. Avg. Base & Total Tons	1,310.41		920.5	Mataro *	2,500.00	000100	1.1
					3,000.00	017000	5.8
Carmenere	1,800.00	013600	3.0		4,125.00	013600	4.6
Wtd. Avg. Base & Total Tons	1,800.00		3.0	Wtd. Avg. Base & Total Tons	3,402.17		11.5
Charbono	1,400.00	013600	12.8	Merlot	750.00	000100	4.0
	1,500.00	000100	2.3		800.00	000100	69.8
	1,650.00	000100	3.8		838.47	000100	40.7
	1,650.00	020800	3.6		840.00	000100	94.1
	1,800.00	000100	4.4		900.00	000100	200.3
	2,000.00	000100	2.0		1,000.00	000100	105.7
Wtd. Avg. Base & Total Tons	1,574.39		28.9		1,050.00	000100	111.5
					1,100.00	000100	108.4
Counoise	2,400.00	000100	7.3		1,100.00	020800	82.7
	2,400.00	024500	2.9		1,189.60	000100	89.8
Wtd. Avg. Base & Total Tons	2,400.00		10.2		1,193.31	020800	100.3
					1,195.01	000100	9.8
Dolcetto	1,200.00	000100	15.5		1,200.00	000100	888.3
	1,260.00	000100	17.5		1,200.00	017400	52.1
	1,500.00	000100	19.2		1,200.00	021500	4.5
	1,700.00	000100	16.8		1,200.00	023400	303.8
	1,700.00	024500	3.0		1,200.00	064440	24.1
	1,775.00	017400	14.0		1,225.00	017400	155.9
Wtd. Avg. Base & Total Tons	1,487.91		86.0		1,249.08	000100	54.8
					1,250.00	000100	334.5
Gamay (Napa) *	1,200.00	017400	22.1		1,260.00	000100	89.0
	1,400.00	000100	24.6		1,261.00	064440	47.3
	1,550.00	020600	4.4		1,275.00	017400	19.5
	1,600.00	000100	2.1		1,300.00	000100	306.2
	2,000.00	000100	7.2		1,300.00	017400	11.6
	2,000.00	008100	3.4		1,350.00	000100	172.4
Wtd. Avg. Base & Total Tons	1,447.34		63.8		1,350.00	017400	72.3
					1,375.00	064440	25.8
Grenache *	1,000.00	000100	5.9		1,385.00	000100	69.8
	1,100.00	000100	11.4		1,400.00	000100	333.9
	1,200.00	000100	3.6		1,400.00	017400	191.4
	1,200.00	013100	14.4		1,400.00	060485	17.4
	1,250.00	000100	7.1		1,420.76	000100	207.4
	1,300.00	000100	9.1		1,500.00	000100	35.8
	1,400.00	024500	5.1		1,600.00	000100	1.0
	1,450.00	000100	3.4		1,600.00	021200	11.9
	1,550.00	000100	4.7		1,675.00	000100	6.7
	1,600.00	000100	14.4		1,750.00	000100	4.4
	1,600.00	064440	24.5		1,800.00	000100	7.6
	1,650.00	000100	5.7		1,850.00	000100	0.8

**TABLE 8: BASE PRICE PAID TO GROWERS FOR GRAPES CRUSHED AND DELIVERED TO CALIFORNIA PROCESSORS FROM THE 2016 CROP WITH BRIX FACTORS AND PURCHASED TONNAGE, BY TYPE, VARIETY, REPORTING DISTRICT WHERE GROWN, AND WEIGHTED AVERAGE BASE PRICE**

District, Type, and Variety	Base Price	Brix	Tons	District, Type, and Variety	Base Price	Brix	Tons
	Per Ton	Factors			Per Ton	Factors	
	Dollars	Code a/			Dollars	Code a/	
<b>DISTRICT 1 (Cont'd)</b>					1,750.00	000100	69.4
Merlot (Cont'd)	2,000.00	000100	4.5		1,759.73	000100	34.2
	2,058.68	000100	30.6		1,767.15	002200	11.6
	2,200.00	000100	3.1		1,767.50	000100	11.7
	2,803.20	000100	3.5		1,786.79	000100	39.8
	3,000.00	017000	1.7		1,800.00	000100	4.3
Wtd. Avg. Base & Total Tons	1,232.02		4,510.7		1,800.00	013400	3.2
					1,800.00	020800	4.3
Meunier *	1,800.00	000100	7.4		1,800.00	024500	3.2
Wtd. Avg. Base & Total Tons	1,800.00		7.4		1,807.67	023100	30.5
					1,850.00	000100	91.0
Montepulciano	1,700.00	014100	7.8		1,850.00	024500	5.1
	1,800.00	000100	1.8		1,890.00	000100	128.6
	1,800.00	024500	3.1		1,900.00	000100	19.0
Wtd. Avg. Base & Total Tons	1,738.58		12.7		1,950.00	024500	1.9
					2,000.00	000100	16.4
Nebbiolo	1,000.00	021200	1.2		2,000.00	017000	3.4
	2,000.00	000100	13.6		2,200.00	000100	21.3
Wtd. Avg. Base & Total Tons	1,918.92		14.8		2,300.00	000100	9.8
					2,455.00	000100	5.3
Negroamaro	1,500.00	000100	2.1		2,480.00	000100	10.7
	1,800.00	021000	1.1		2,500.00	000100	3.3
Wtd. Avg. Base & Total Tons	1,603.13		3.2		2,600.00	000100	25.0
					2,721.02	000100	19.8
Nero D'Avola *	1,800.00	000100	5.2		2,800.00	000100	27.3
	2,400.00	024500	4.2		2,915.30	000100	11.4
Wtd. Avg. Base & Total Tons	2,068.09		9.4		2,950.00	025400	10.1
					3,000.00	000100	69.3
Petit Verdot	1,800.00	000100	9.9	Wtd. Avg. Base & Total Tons	1,726.04		1,898.0
	1,800.00	013600	9.2				
	1,950.00	000100	28.3	Pinot Noir	1,200.00	000100	41.7
	2,000.00	000100	1.0		1,240.00	000100	34.5
	2,200.00	021000	3.0		1,400.00	000100	187.8
	2,800.00	000100	1.0		1,400.00	024500	2.6
Wtd. Avg. Base & Total Tons	1,926.81		52.4		1,500.00	000100	109.7
					1,550.00	000100	98.6
Petite Sirah	850.00	000100	24.6		1,600.00	000100	338.3
	1,000.00	000100	9.8		1,600.00	017400	2.1
	1,100.00	000100	1.1		1,650.00	000100	6.4
	1,150.00	000100	21.4		1,650.00	017200	2.6
	1,200.00	017400	0.9		1,650.00	064440	8.1
	1,250.00	024800	3.9		1,700.00	000100	57.5
	1,289.59	000100	57.9		1,800.00	000100	359.6
	1,300.00	000100	88.4		1,860.00	000100	58.2
	1,350.00	000100	21.3		1,900.00	000100	65.9
	1,400.00	000100	40.0		2,000.00	000100	277.3
	1,400.00	024500	39.5		2,000.00	021500	5.9
	1,435.00	000100	94.3		2,100.00	064440	58.3
	1,450.00	000100	2.6		2,181.52	000100	128.0
	1,450.00	060485	6.8		2,200.00	000100	52.6
	1,500.00	000100	46.2		2,225.00	064440	35.1
	1,500.00	013600	2.8		2,300.00	000100	58.1
	1,500.00	017400	14.1		2,307.00	000100	10.1
	1,500.00	024500	36.4		2,400.00	000100	18.0
	1,500.00	064440	53.6		2,400.00	013400	19.5
	1,588.28	064440	11.7		2,500.00	000100	23.3
	1,600.00	000100	165.1		2,500.00	007500	2.1
	1,600.00	021000	1.8		2,500.00	015500	2.0
	1,600.00	024500	3.0		2,555.78	000100	11.3
	1,600.00	060485	14.5		2,630.03	013800	28.4
	1,600.00	064440	154.0		2,700.00	000100	3.5
	1,625.00	067485	59.7		2,721.92	000100	9.4
	1,650.00	000100	40.7		2,792.27	013800	48.9
	1,650.00	064440	16.9		2,800.00	000100	3.7
	1,660.00	000100	6.1		2,800.00	014100	65.5
	1,675.00	064440	60.4		2,900.00	000100	39.0
	1,677.29	000100	3.1		3,000.00	000100	28.7
	1,677.29	024500	31.7		3,000.00	002200	27.7
	1,699.83	000100	0.7		3,000.00	013600	0.1
	1,700.00	000100	29.3		3,000.00	017400	8.4
	1,700.00	024500	2.1		3,000.00	021000	9.4
	1,700.00	064440	7.4		3,000.00	055570	10.5
	1,701.38	000100	33.3		3,100.00	000100	3.0

**TABLE 8: BASE PRICE PAID TO GROWERS FOR GRAPES CRUSHED AND DELIVERED TO CALIFORNIA PROCESSORS FROM THE 2016 CROP WITH BRIX FACTORS AND PURCHASED TONNAGE, BY TYPE, VARIETY, REPORTING DISTRICT WHERE GROWN, AND WEIGHTED AVERAGE BASE PRICE**

District, Type, and Variety	Base Price	Brix	Tons	District, Type, and Variety	Base Price	Brix	Tons
	Per Ton	Factors			Per Ton	Factors	
	Dollars	Code a/			Dollars	Code a/	
<b>DISTRICT 1 (Cont'd)</b>					5,795.00	000100	11.0
Pinot Noir (Cont'd)	3,200.00	000100	63.4		5,831.11	000100	18.0
	3,234.00	000100	9.1		6,000.00	000100	48.6
	3,278.32	000100	86.7		6,000.00	021000	6.4
	3,350.00	000100	11.0		6,043.31	000100	8.6
	3,385.00	000100	16.9		6,080.30	000100	10.7
	3,400.00	000100	34.8		6,500.00	000100	19.7
	3,400.00	021000	9.1		6,839.95	017200	14.9
	3,430.00	017200	2.0		7,000.00	000100	2.7
	3,460.00	000100	33.2		7,095.32	017200	1.9
	3,500.00	000100	58.5		7,500.00	000100	8.2
	3,500.00	020600	2.4	Wtd. Avg. Base & Total Tons	2,919.37		4,000.2
	3,517.50	000100	39.1				
	3,525.42	000100	14.3	Pinotage	1,500.00	000100	5.8
	3,526.27	000100	26.8		1,513.89	000100	13.8
	3,600.00	000100	19.8	Wtd. Avg. Base & Total Tons	1,509.78		19.6
	3,600.00	017000	17.0				
	3,607.91	000100	5.3	Primitivo	1,500.00	000100	15.0
	3,677.20	000100	13.9		1,510.00	000100	15.2
	3,700.00	020800	12.5		2,000.00	000100	2.4
	3,709.68	000100	8.8		2,250.00	024500	1.9
	3,719.65	000100	8.5		3,107.02	000100	1.1
	3,744.58	000100	12.3	Wtd. Avg. Base & Total Tons	1,627.66		35.6
	3,750.00	000100	17.0				
	3,800.00	000100	54.2	Sangiovese *	1,200.00	000100	7.7
	3,800.00	015500	5.8		1,200.00	017400	26.3
	3,800.00	020800	4.1		1,200.00	021000	1.0
	3,800.00	022500	5.2		1,400.00	000100	8.2
	3,877.96	000100	15.7		1,480.00	000100	33.8
	3,900.00	000100	11.5		1,500.00	000100	3.5
	3,900.00	020600	5.6		1,500.00	013600	2.2
	3,950.00	000100	5.6		1,579.20	000100	49.3
	4,000.00	000100	32.6		1,700.00	014100	7.6
	4,000.00	017400	2.0		1,800.00	017200	5.0
	4,000.00	020600	8.7		2,200.00	000100	6.5
	4,012.00	000100	8.0		2,265.00	000100	20.1
	4,100.00	000100	209.4		2,500.00	000100	2.0
	4,100.00	020800	4.1		2,500.00	021200	1.0
	4,200.00	000100	52.7	Wtd. Avg. Base & Total Tons	1,602.50		174.2
	4,207.00	017200	8.9				
	4,250.00	000100	11.5	Souzao	1,800.00	000100	2.4
	4,271.00	000100	6.0	Wtd. Avg. Base & Total Tons	1,800.00		2.4
	4,371.00	020800	6.0				
	4,400.00	000100	17.8	Syrah *	360.00	017400	29.9
	4,400.00	021000	3.4		910.00	000100	73.5
	4,400.00	021200	5.3		1,000.00	000100	248.2
	4,482.46	021000	5.4		1,000.00	017400	14.1
	4,500.00	000100	32.3		1,000.00	024500	7.5
	4,546.00	000100	10.6		1,050.00	000100	75.1
	4,600.00	000100	10.9		1,100.00	000100	85.8
	4,750.00	000100	8.4		1,100.00	064440	7.4
	4,771.48	013600	65.0		1,200.00	000100	3.9
	4,866.00	013600	3.4		1,200.00	017400	22.0
	4,866.00	020600	7.6		1,200.00	024500	10.3
	4,900.00	000100	9.9		1,275.00	060485	10.7
	4,940.00	024800	3.2		1,300.00	000100	63.1
	5,000.00	000100	93.4		1,300.00	064440	37.9
	5,045.00	000100	6.8		1,350.00	000100	56.9
	5,065.00	000100	4.1		1,350.00	017400	19.4
	5,077.00	000100	3.3		1,350.00	024500	4.5
	5,137.00	000100	7.0		1,368.51	000100	23.3
	5,158.21	000100	6.7		1,370.00	000100	16.1
	5,178.93	013800	17.6		1,373.38	023100	26.3
	5,200.00	000100	2.9		1,400.00	000100	38.5
	5,200.00	020600	2.9		1,400.00	024500	5.1
	5,212.17	020800	68.0		1,450.00	000100	4.2
	5,215.62	000100	12.9		1,500.00	013100	29.9
	5,250.00	000100	29.3		1,500.00	013800	8.7
	5,257.60	000100	13.3		1,500.00	017400	4.0
	5,300.00	000100	31.9		1,505.00	000100	52.8
	5,495.26	000100	3.4		1,550.00	000100	43.9
	5,500.00	000100	19.1		1,600.00	000100	7.3
	5,500.00	014100	2.3		1,746.17	000100	10.0

**TABLE 8: BASE PRICE PAID TO GROWERS FOR GRAPES CRUSHED AND DELIVERED TO CALIFORNIA PROCESSORS FROM THE 2016 CROP WITH BRIX FACTORS AND PURCHASED TONNAGE, BY TYPE, VARIETY, REPORTING DISTRICT WHERE GROWN, AND WEIGHTED AVERAGE BASE PRICE**

District, Type, and Variety	Base Price	Brix	Tons	District, Type, and Variety	Base Price	Brix	Tons
	Per Ton	Factors			Per Ton	Factors	
	Dollars	Code a/			Dollars	Code a/	
<b>DISTRICT 1 (Cont'd)</b>					1,499.76	064440	22.0
Syrah * (Cont'd)	1,800.00	000100	23.2		1,500.00	000100	127.3
	1,800.00	017200	27.6		1,500.00	017400	98.2
	1,870.00	000100	4.6		1,500.00	020800	4.3
	1,895.00	000100	6.7		1,500.00	024500	195.6
	1,900.00	000100	3.0		1,500.00	064440	238.4
	2,000.00	013600	0.9		1,500.00	067967	33.9
	2,000.00	021500	1.0		1,535.00	000100	66.0
	2,100.00	000100	3.6		1,540.00	000100	41.9
	2,200.00	000100	13.0		1,540.89	000100	16.5
	2,200.00	024500	5.9		1,550.00	000100	67.0
	2,250.00	000100	17.8		1,550.00	064440	23.4
	2,400.00	021500	0.4		1,577.04	000100	65.3
	2,500.00	011400	1.4		1,600.00	000100	314.5
	2,500.00	024500	1.9		1,600.00	018100	27.6
	2,600.00	024500	1.0		1,600.00	024500	52.5
	2,800.00	000100	33.1		1,600.00	069485	65.4
	2,800.00	017200	33.1		1,625.00	064440	36.4
	2,950.00	025400	8.1		1,641.25	000100	78.5
	3,000.00	000100	6.5		1,650.00	000100	4.1
	3,000.00	011400	3.0		1,650.00	060485	43.2
	3,200.00	000100	7.4		1,689.18	000100	119.8
	3,500.00	000100	1.4		1,695.25	000100	69.8
	3,529.82	000100	8.7		1,700.00	000100	192.3
	3,600.00	024500	11.3		1,700.00	017400	67.4
	4,000.00	000100	19.6		1,700.00	040050	1.5
	4,250.00	000100	17.6		1,725.00	000100	179.6
Wtd. Avg. Base & Total Tons	1,488.51		1,302.1		1,750.00	000100	94.6
					1,750.00	024500	3.0
Tannat	3,200.00	000100	6.9		1,750.00	060485	15.0
	4,266.00	000100	2.1		1,800.00	000100	443.5
Wtd. Avg. Base & Total Tons	3,448.73		9.0		1,800.00	024500	3.4
					1,852.39	000100	110.3
Tempranillo *	1,200.00	000100	13.3		1,875.00	000100	14.5
	1,250.00	000100	2.1		1,900.00	000100	91.4
	2,000.00	013600	0.9		1,950.00	000100	20.8
Wtd. Avg. Base & Total Tons	1,250.61		16.3		2,000.00	000100	117.9
					2,000.00	017000	0.9
Tinta Cao	1,250.00	000100	2.2		2,000.00	017400	0.5
Wtd. Avg. Base & Total Tons	1,250.00		2.2		2,053.50	000100	9.0
					2,100.00	000100	43.8
Touriga Nacional *	1,250.00	000100	10.3		2,135.76	000100	1.2
Wtd. Avg. Base & Total Tons	1,250.00		10.3		2,424.00	000100	4.7
					2,450.00	000100	4.4
Zinfandel	1,000.00	000100	56.5		2,500.00	000100	5.1
	1,027.00	000100	58.6		2,500.00	024500	3.8
	1,100.00	064440	65.9		2,600.00	000100	72.5
	1,150.00	000100	113.8		2,750.00	000100	8.7
	1,200.00	000100	24.5		2,800.00	000100	3.6
	1,200.00	017400	12.5		2,800.00	024500	24.3
	1,266.12	000100	26.2		3,000.00	000100	32.5
	1,300.00	000100	114.0	Wtd. Avg. Base & Total Tons	1,598.38		4,914.1
	1,300.00	017400	29.4				
	1,300.00	024500	35.7	Other Red b/	1,250.00	000100	6.5
	1,300.00	064440	14.8		1,800.00	000100	8.2
	1,350.00	017400	4.8		2,410.00	000100	0.7
	1,350.00	060485	4.4		4,136.15	000100	2.5
	1,400.00	000100	513.0	Wtd. Avg. Base & Total Tons	1,950.41		17.9
	1,400.00	017400	31.9				
	1,400.00	020800	21.9	<b>DISTRICT 2</b>			
	1,400.00	024500	75.8	<b>WINE GRAPES (WHITE)</b>			
	1,400.00	024800	60.8	Chardonnay *	1,032.04	000100	67.9
	1,400.00	025100	4.7		1,100.00	000100	153.0
	1,400.00	064440	12.9		1,200.00	000100	408.9
	1,400.00	067967	1.1		1,214.85	000100	42.0
	1,400.00	069485	28.5		1,250.00	000100	158.5
	1,424.33	000100	12.2		1,300.00	000100	110.1
	1,428.49	000100	6.1		1,300.00	021500	16.3
	1,450.00	000100	48.9		1,327.00	055570	108.7
	1,450.00	017400	9.4		1,350.00	000100	303.4
	1,450.00	064440	126.4		1,400.00	000100	13.7
	1,475.00	067967	15.1		1,400.00	024800	2.9
	1,475.00	069485	2.5		1,700.00	000100	42.8

**TABLE 8: BASE PRICE PAID TO GROWERS FOR GRAPES CRUSHED AND DELIVERED TO CALIFORNIA PROCESSORS FROM THE 2016 CROP WITH BRIX FACTORS AND PURCHASED TONNAGE, BY TYPE, VARIETY, REPORTING DISTRICT WHERE GROWN, AND WEIGHTED AVERAGE BASE PRICE**

District, Type, and Variety	Base Price	Brix	Tons	District, Type, and Variety	Base Price	Brix	Tons
	Per Ton	Factors			Per Ton	Factors	
	Dollars	Code a/			Dollars	Code a/	
<b>DISTRICT 2 (Cont'd)</b>					1,100.00	020800	1,222.4
Chardonnay * (Cont'd)	2,200.00	000100	2.2		1,116.00	000100	14.0
	3,000.00	000100	2.0		1,118.00	000100	755.8
Wtd. Avg. Base & Total Tons	1,258.87		1,432.4		1,118.68	015500	275.2
					1,118.94	000100	351.4
Chenin Blanc	1,313.00	000100	6.4		1,120.00	000100	16.0
Wtd. Avg. Base & Total Tons	1,313.00		6.4		1,122.00	000100	94.2
					1,125.00	000100	69.9
Gewurztraminer	1,497.30	000100	74.0		1,126.40	000100	131.4
Wtd. Avg. Base & Total Tons	1,497.30		74.0		1,150.00	000100	218.6
					1,150.00	050773	68.8
Grenache Blanc	2,600.00	000100	4.8		1,156.64	000100	17.0
Wtd. Avg. Base & Total Tons	2,600.00		4.8		1,170.00	021500	13.2
					1,174.61	000100	680.1
Muscat Blanc *	1,000.00	011700	24.0		1,175.00	045268	188.2
	1,100.00	000100	2.1		1,200.00	000100	692.2
	1,200.00	000100	93.6		1,200.00	011100	238.7
	1,200.00	017200	3.9		1,200.00	013400	75.8
	1,221.54	025100	9.1		1,200.00	013600	230.2
	1,221.77	000100	27.7		1,200.00	016800	153.7
	1,250.00	000100	3.1		1,200.00	050773	134.6
	1,250.00	017400	10.7		1,214.94	000100	87.0
	1,300.00	050773	37.2		1,218.27	000100	79.8
	1,400.00	000100	9.5		1,220.00	000100	116.4
	1,500.00	000100	5.7		1,224.00	050773	135.4
	1,700.00	000100	7.0		1,225.00	000100	291.8
Wtd. Avg. Base & Total Tons	1,231.29		233.6		1,230.10	013600	202.5
					1,230.55	017000	22.8
Muscat Orange	900.00	024800	4.4		1,250.00	000100	726.3
Wtd. Avg. Base & Total Tons	900.00		4.4		1,250.00	009552	2.5
					1,250.00	013400	127.0
Muscat of Alexandria	1,200.00	021500	6.2		1,250.00	021500	2.4
	1,310.00	021500	9.7		1,265.00	000100	65.8
	1,400.00	021500	9.5		1,275.00	000100	44.8
Wtd. Avg. Base & Total Tons	1,316.81		25.4		1,300.00	000100	364.6
					1,300.00	009400	53.3
Pinot Gris *	1,200.00	000100	1.0		1,300.00	013400	95.6
	1,200.00	020800	142.1		1,300.00	013600	100.0
Wtd. Avg. Base & Total Tons	1,200.00		143.1		1,300.00	020800	13.8
					1,315.00	000100	15.3
Roussanne	1,200.00	000100	7.8		1,325.00	000100	109.8
	1,400.00	024800	7.6		1,350.00	000100	249.5
	1,500.00	017200	2.1		1,375.00	000100	48.9
	1,650.00	000100	30.0		1,375.00	009400	9.2
	1,800.00	000100	4.2		1,400.00	000100	268.3
	2,600.00	000100	2.6		1,480.87	000100	2.4
Wtd. Avg. Base & Total Tons	1,601.66		54.3		1,500.00	000100	111.3
					1,600.00	000100	53.3
Sauvignon Blanc	700.00	045268	17.8		2,000.00	000100	1.0
	800.00	000100	108.1		2,225.00	000100	54.6
	900.00	000100	355.6	Wtd. Avg. Base & Total Tons	1,156.39		12,442.8
	900.00	021500	22.3				
	925.00	000100	263.7	Sauvignon Musque	1,139.80	000100	89.1
	950.00	000100	335.6		1,250.00	000100	4.0
	1,000.00	000100	120.6		1,275.00	017000	9.9
	1,000.00	001900	45.8		1,320.00	000100	4.4
	1,000.00	013400	44.9		1,400.00	000100	31.8
	1,000.00	013600	33.9	Wtd. Avg. Base & Total Tons	1,217.72		139.2
	1,000.00	017000	86.3				
	1,000.00	021500	55.5	Semillon	1,000.00	000100	31.2
	1,050.00	000100	97.5		1,000.00	011700	10.8
	1,050.00	013400	88.7		1,200.00	017200	31.8
	1,050.00	020800	55.3		1,250.00	000100	4.9
	1,050.00	021500	2.4		1,300.00	000100	1.5
	1,054.72	000100	93.7		1,350.00	000100	31.8
	1,061.00	000100	114.5	Wtd. Avg. Base & Total Tons	1,171.12		112.0
	1,075.00	000100	21.5				
	1,078.00	000100	116.3	Vermentino *	1,500.00	019100	5.2
	1,092.00	000100	127.0	Wtd. Avg. Base & Total Tons	1,500.00		5.2
	1,100.00	000100	790.1				
	1,100.00	011100	192.3	Viognier	500.00	060485	77.4
	1,100.00	011800	6.6		1,200.00	020800	5.2
	1,100.00	013600	150.0		1,400.00	000100	22.8

**TABLE 8: BASE PRICE PAID TO GROWERS FOR GRAPES CRUSHED AND DELIVERED TO CALIFORNIA PROCESSORS FROM THE 2016 CROP WITH BRIX FACTORS AND PURCHASED TONNAGE, BY TYPE, VARIETY, REPORTING DISTRICT WHERE GROWN, AND WEIGHTED AVERAGE BASE PRICE**

District, Type, and Variety	Base Price	Brix	Tons	District, Type, and Variety	Base Price	Brix	Tons
	Per Ton	Factors			Per Ton	Factors	
	Dollars	Code a/			Dollars	Code a/	
<b>DISTRICT 2 (Cont'd)</b>					1,967.96	000100	28.7
Viognier (Cont'd)	1,450.00	020800	3.6		1,984.50	023100	50.1
	1,500.00	020800	2.7		1,995.00	000100	34.7
Wtd. Avg. Base & Total Tons	771.08		111.7		2,000.00	000100	332.5
					2,000.00	011700	70.2
White Riesling *	1,200.00	000100	1.0		2,000.00	025100	22.3
	1,350.00	000100	4.9		2,000.00	027600	92.6
	1,350.00	013400	14.7		2,000.00	064440	191.8
	1,400.00	000100	6.5		2,083.01	000100	145.0
	1,450.00	000100	22.0		2,100.00	000100	51.5
	1,485.00	017000	16.7		2,101.42	000100	8.4
	1,500.00	000100	39.0		2,121.00	000100	102.4
	1,500.00	013400	5.6		2,142.00	000100	237.8
	1,600.00	000100	11.2		2,142.97	000100	179.6
Wtd. Avg. Base & Total Tons	1,466.11		121.6		2,142.97	020800	162.9
					2,150.00	000100	516.6
Other White b/	800.00	000100	16.8		2,155.00	000100	679.2
	1,900.00	000100	2.4		2,158.83	000100	140.7
Wtd. Avg. Base & Total Tons	937.50		19.2		2,158.83	024500	113.8
					2,158.83	027600	324.9
<b>WINE GRAPES (RED)</b>					2,185.00	000100	69.2
Barbera	600.00	000100	5.4		2,191.78	000100	7.2
	1,300.00	024800	26.6		2,200.00	000100	500.9
	1,350.00	017400	8.8		2,200.00	025100	65.5
	1,500.00	021500	0.5		2,200.00	067945	104.0
	1,500.00	024800	3.2		2,209.23	000100	25.3
	1,600.00	000100	2.0		2,222.00	000100	8.0
	1,700.00	000100	23.5		2,225.00	000100	44.2
	2,000.00	059590	46.0		2,250.00	000100	92.5
Wtd. Avg. Base & Total Tons	1,641.38		116.0		2,300.00	000100	146.4
					2,309.96	000100	29.3
Cabernet Franc	1,200.00	000100	4.1		2,350.00	000100	404.1
	1,200.00	024800	7.8		2,350.00	025100	91.5
	1,350.00	027600	19.7		2,387.95	000100	143.6
	1,500.00	021500	12.2		2,394.00	000100	46.1
	1,750.00	027800	18.1		2,400.00	000100	194.1
	1,800.00	000100	22.1		2,400.00	021500	15.6
	1,850.00	000100	59.1		2,450.00	000100	13.8
	1,900.00	000100	25.5		2,500.00	000100	1,453.3
	1,900.00	067945	13.8		2,591.00	000100	202.2
	1,911.00	000100	22.2		2,600.00	018100	116.2
	2,000.00	059590	46.1		2,600.00	067945	87.0
	2,040.00	000100	14.2		2,625.00	000100	117.7
	2,062.93	000100	3.5		2,625.00	025100	443.9
	2,100.00	021200	10.8		2,725.00	000100	268.0
	2,112.00	000100	10.7		2,750.00	000100	70.2
	2,250.00	000100	5.4		2,800.00	000100	176.8
	2,600.00	018100	29.9		2,800.00	017400	100.1
Wtd. Avg. Base & Total Tons	1,908.41		325.2		2,800.00	021200	576.1
					2,800.00	070598	22.0
Cabernet Sauvignon	1,250.00	000100	96.8		2,900.26	000100	99.7
	1,300.00	027800	8.6		3,000.00	000100	534.5
	1,386.00	000100	7.4		3,000.00	017200	1.6
	1,400.00	021500	2.5		3,000.00	021200	30.1
	1,500.00	021500	5.2		3,000.00	024800	17.6
	1,576.00	023000	90.7		3,045.00	000100	40.7
	1,600.00	023000	108.1		3,090.00	000100	10.5
	1,619.00	017400	21.9		3,100.00	000100	18.8
	1,625.00	021500	12.1		3,192.00	000100	19.3
	1,650.00	011700	33.3		3,200.00	027600	59.6
	1,675.00	021500	27.2		3,200.00	067989	2.0
	1,688.26	000100	33.4		3,220.00	000100	22.0
	1,700.00	023200	210.2		3,250.00	024800	2.0
	1,700.00	055570	17.1		3,360.00	000100	20.0
	1,700.00	060485	39.1		3,400.00	000100	3.9
	1,736.44	000100	56.5		3,500.00	024800	6.0
	1,800.00	000100	15.5		6,500.00	000100	4.0
	1,800.00	021500	14.3	Wtd. Avg. Base & Total Tons	2,343.19		11,112.1
	1,800.00	023000	92.0				
	1,850.00	023000	63.1	Counoise	1,000.00	021200	4.1
	1,900.00	021500	15.0	Wtd. Avg. Base & Total Tons	1,000.00		4.1
	1,900.00	067945	60.9				
	1,962.67	000100	68.4	Grenache *	700.00	000100	0.9



**TABLE 8: BASE PRICE PAID TO GROWERS FOR GRAPES CRUSHED AND DELIVERED TO CALIFORNIA PROCESSORS FROM THE 2016 CROP WITH BRIX FACTORS AND PURCHASED TONNAGE, BY TYPE, VARIETY, REPORTING DISTRICT WHERE GROWN, AND WEIGHTED AVERAGE BASE PRICE**

District, Type, and Variety	Base Price	Brix	Tons	District, Type, and Variety	Base Price	Brix	Tons
	Per Ton	Factors			Per Ton	Factors	
	Dollars	Code a/			Dollars	Code a/	
<b>DISTRICT 2 (Cont'd)</b>				Nebbiolo	1,500.00	000100	3.2
Grenache * (Cont'd)	938.29	000100	27.7	Wtd. Avg. Base & Total Tons	1,500.00		3.2
	1,375.00	027600	12.0				
	1,400.00	000100	4.3	Petit Verdot	1,250.00	021200	8.3
	1,400.00	024300	1.0		1,618.55	000100	19.0
	1,475.00	000100	19.2		1,800.00	000100	23.2
	1,550.00	000100	8.8		1,900.00	000100	4.3
	1,650.00	000100	24.4		2,000.00	000100	52.8
	2,000.00	000100	5.0		2,018.92	020800	23.2
	2,700.00	000100	2.9		2,024.75	024500	21.1
	2,900.00	000100	16.8		2,178.00	021200	7.8
Wtd. Avg. Base & Total Tons	1,620.41		123.0		2,350.00	000100	10.3
					2,500.00	000100	17.2
Malbec	1,348.03	027800	10.3		2,600.00	018100	10.8
	1,525.00	000100	35.1		2,600.00	067945	22.3
	1,548.61	000100	63.5		2,725.00	000100	12.6
	1,600.00	000100	8.2		2,800.00	000100	19.7
	1,600.00	017400	13.4		4,000.00	000100	5.4
	1,600.00	027600	7.0	Wtd. Avg. Base & Total Tons	2,199.87		258.0
	1,683.00	017400	16.0				
	1,700.00	000100	3.2	Petite Sirah	1,000.00	000100	17.8
	1,784.60	000100	42.6		1,100.00	021500	2.7
	1,800.00	000100	30.2		1,200.00	027800	16.7
	1,850.00	000100	21.7		1,331.81	000100	2.2
	1,900.00	067945	19.5		1,387.50	000100	1.6
	2,000.00	000100	115.7		1,400.00	000100	0.6
	2,100.00	000100	45.5		1,500.00	000100	31.3
	2,500.00	000100	10.7		1,500.00	026900	6.9
	2,500.00	025100	26.9		1,600.00	000100	16.8
	2,725.00	000100	8.6		1,644.40	000100	132.9
	2,800.00	027600	25.4		1,700.00	000100	5.1
Wtd. Avg. Base & Total Tons	1,920.48		503.5		1,700.00	013600	5.6
					1,751.00	000100	116.1
Mataro *	1,500.00	026800	8.2		1,797.19	024500	147.8
	1,550.00	000100	31.3		1,800.00	000100	822.9
	1,650.00	000100	43.8		1,800.00	022700	2.2
	2,200.00	000100	3.2		1,850.00	000100	22.7
	2,250.00	000100	9.2		1,850.00	018100	23.6
	2,600.00	018100	7.1		1,900.00	000100	164.2
	2,800.00	000100	1.3		1,900.00	025100	92.7
Wtd. Avg. Base & Total Tons	1,757.20		104.1		1,967.96	000100	83.6
					2,000.00	000100	144.3
Merlot	1,050.00	011700	139.2		2,000.00	021500	5.0
	1,100.00	000100	96.6		2,000.00	021800	4.8
	1,100.00	017400	21.9		2,000.00	062590	108.4
	1,200.00	000100	11.4		2,003.73	000100	48.3
	1,200.00	023400	54.3		2,200.00	000100	60.5
	1,200.00	027600	18.2		2,222.00	018100	111.7
	1,225.00	023400	29.8		2,600.00	018100	63.8
	1,262.57	000100	66.3		2,600.00	067945	20.2
	1,275.00	017400	29.7		2,725.00	000100	8.1
	1,294.08	000100	88.8		3,200.00	000100	3.3
	1,300.00	000100	16.1	Wtd. Avg. Base & Total Tons	1,880.32		2,294.4
	1,300.00	060485	100.8				
	1,377.00	000100	299.4	Pinot Noir	1,200.00	000100	65.9
	1,400.00	000100	105.8		1,300.00	000100	18.0
	1,500.00	000100	49.7		1,300.00	021200	28.1
	1,500.00	021000	33.5		1,450.00	021000	40.8
	1,518.84	017600	31.5		1,650.00	021000	15.0
	1,525.00	000100	21.6		5,000.00	000100	42.0
	1,800.00	017600	2.3	Wtd. Avg. Base & Total Tons	2,063.49		209.8
	1,967.96	000100	20.6				
	1,998.97	000100	28.0	Primitivo	1,000.00	000100	2.3
	2,000.00	000100	10.4		1,500.00	000100	23.6
	2,300.00	000100	31.4	Wtd. Avg. Base & Total Tons	1,455.60		25.9
	2,600.00	067945	16.9				
	2,800.00	000100	22.5	Sangiovese *	1,500.00	000100	2.0
	3,000.00	000100	2.0		1,600.00	000100	18.4
Wtd. Avg. Base & Total Tons	1,390.04		1,348.7		1,600.00	021500	5.5
				Wtd. Avg. Base & Total Tons	1,592.28		25.9
Montepulciano	1,700.00	021500	8.1				
Wtd. Avg. Base & Total Tons	1,700.00		8.1	Souzao	1,250.00	000100	3.3
				Wtd. Avg. Base & Total Tons	1,250.00		3.3

**TABLE 8: BASE PRICE PAID TO GROWERS FOR GRAPES CRUSHED AND DELIVERED TO CALIFORNIA PROCESSORS FROM THE 2016 CROP WITH BRIX FACTORS AND PURCHASED TONNAGE, BY TYPE, VARIETY, REPORTING DISTRICT WHERE GROWN, AND WEIGHTED AVERAGE BASE PRICE**

District, Type, and Variety	Base Price	Brix	Tons	District, Type, and Variety	Base Price	Brix	Tons
	Per Ton	Factors			Per Ton	Factors	
	Dollars	Code a/			Dollars	Code a/	
<b>DISTRICT 2 (Cont'd)</b>					1,700.00	013600	25.3
					1,800.00	000100	53.2
Syrah *	650.00	000100	22.3		1,800.00	029800	3.0
	1,000.00	020800	3.3		1,900.00	000100	94.1
	1,200.00	000100	59.8		2,000.00	000100	33.1
	1,200.00	024800	21.9		2,208.54	000100	81.4
	1,300.00	021500	2.0		2,400.00	025300	6.4
	1,325.00	000100	54.2		2,442.00	000100	51.7
	1,350.00	000100	23.9		2,600.00	067945	3.8
	1,400.00	000100	86.6	Wtd. Avg. Base & Total Tons	1,595.26		1,502.7
	1,400.00	021500	6.4				
	1,400.00	024800	14.6	Other Red b/	2,000.00	000100	0.4
	1,450.00	000100	23.0	Wtd. Avg. Base & Total Tons	2,000.00		0.4
	1,500.00	000100	23.0				
	1,525.00	027600	13.0	<b>DISTRICT 3</b>			
	1,550.00	000100	19.1	<b>TABLE GRAPES</b>			
	1,585.73	000100	46.5	Red Globe *	3,000.00	000100	25.6
	1,600.00	000100	130.6	Wtd. Avg. Base & Total Tons	3,000.00		25.6
	1,625.00	000100	2.6				
	1,650.00	000100	129.5	<b>WINE GRAPES (WHITE)</b>			
	1,800.00	000100	9.0	Albarino	2,000.00	000100	10.3
	2,200.00	000100	2.9		2,000.00	013400	3.8
	2,200.00	067945	54.3		2,100.00	000100	10.0
	2,400.00	000100	4.3		2,100.00	013600	1.7
	2,600.00	067945	19.6		2,500.00	013600	1.0
	2,725.00	000100	16.7		2,750.00	000100	5.2
	2,900.00	000100	10.4	Wtd. Avg. Base & Total Tons	2,174.06		32.0
	2,940.00	000100	10.4				
Wtd. Avg. Base & Total Tons	1,605.87		809.9	Arneis	1,831.88	000100	53.7
					2,000.00	024500	2.4
Tempranillo *	711.82	000100	2.6		2,150.00	000100	4.0
	800.00	000100	7.4	Wtd. Avg. Base & Total Tons	1,859.77		60.1
	1,000.00	000100	14.1				
	1,150.00	021500	10.6	Chardonnay *	400.00	000100	12.7
	1,350.00	020800	4.2		450.00	000100	50.7
	1,400.00	000100	2.0		700.00	000100	1.3
	1,500.00	017200	6.5		800.00	017200	6.9
	1,750.00	021500	4.9		1,000.00	000100	4.7
	1,800.00	000100	10.2		1,000.00	021500	12.4
	1,800.00	009000	2.0		1,100.00	000100	263.2
	1,900.00	000100	10.8		1,100.00	024500	19.5
	2,000.00	021000	2.3		1,200.00	000100	36.6
	2,000.00	062590	22.5		1,200.00	024500	116.4
	2,100.00	000100	34.4		1,300.00	000100	148.0
	2,600.00	018100	45.9		1,350.00	000100	15.4
	2,900.00	000100	13.6		1,400.00	000100	435.2
Wtd. Avg. Base & Total Tons	1,979.15		194.0		1,400.00	024500	25.4
					1,450.00	000100	540.0
Touriga Nacional *	1,200.00	013400	2.0		1,450.00	015200	23.9
	1,800.00	009000	6.3		1,459.19	000100	128.7
Wtd. Avg. Base & Total Tons	1,655.42		8.3		1,500.00	000100	248.0
					1,500.00	020800	3.0
Trousseau *	1,800.00	010900	8.7		1,500.00	020900	45.5
Wtd. Avg. Base & Total Tons	1,800.00		8.7		1,500.00	021000	8.4
					1,500.00	060505	4.0
Zinfandel	600.00	000100	23.2		1,534.36	000100	43.4
	900.00	000100	2.9		1,575.00	000100	31.8
	1,000.00	000100	193.7		1,581.05	000100	665.8
	1,000.00	021500	18.0		1,587.27	000100	76.6
	1,400.00	020800	67.4		1,600.00	000100	473.9
	1,400.00	024800	21.7		1,600.00	024500	14.7
	1,425.00	024800	13.3		1,641.33	000100	20.1
	1,500.00	000100	56.5		1,641.65	000100	11.8
	1,500.00	064440	16.2		1,645.00	000100	40.7
	1,550.00	000100	42.8		1,650.00	000100	1,522.5
	1,596.50	000100	186.2		1,650.00	006650	30.9
	1,600.00	000100	210.8		1,650.00	016000	116.9
	1,600.00	024800	11.0		1,651.07	000100	3.8
	1,617.09	025100	46.0		1,675.00	000100	432.7
	1,650.00	000100	75.9		1,675.00	013800	18.4
	1,650.00	025300	9.3		1,683.00	000100	106.1
	1,650.00	067967	50.4		1,699.50	000100	46.0
	1,700.00	000100	105.4		1,700.00	000100	697.3

**TABLE 8: BASE PRICE PAID TO GROWERS FOR GRAPES CRUSHED AND DELIVERED TO CALIFORNIA PROCESSORS FROM THE 2016 CROP WITH BRIX FACTORS AND PURCHASED TONNAGE, BY TYPE, VARIETY, REPORTING DISTRICT WHERE GROWN, AND WEIGHTED AVERAGE BASE PRICE**

District, Type, and Variety	Base Price	Brix	Tons	District, Type, and Variety	Base Price	Brix	Tons
	Per Ton	Factors			Per Ton	Factors	
	Dollars	Code a/			Dollars	Code a/	
<b>DISTRICT 3 (Cont'd)</b>					2,000.00	017000	98.8
Chardonnay * (Cont'd)	1,700.00	006650	90.5		2,000.00	020800	129.6
	1,700.00	017200	24.1		2,000.00	024500	1,009.9
	1,700.00	024500	406.3		2,000.57	024500	26.4
	1,716.67	000100	101.7		2,008.50	000100	295.9
	1,750.00	000100	401.2		2,010.54	000100	61.2
	1,750.00	019000	54.7		2,019.71	000100	40.6
	1,750.00	024500	11.8		2,023.52	000100	24.6
	1,770.00	000100	40.7		2,025.00	000100	432.8
	1,784.19	000100	134.3		2,025.00	024500	118.2
	1,790.49	021500	18.4		2,026.35	000100	38.5
	1,800.00	000100	893.3		2,030.72	000100	33.4
	1,800.00	019000	101.6		2,035.00	024500	1,057.4
	1,800.00	024500	541.0		2,038.26	000100	94.7
	1,825.00	000100	376.4		2,050.00	000100	451.2
	1,831.12	000100	143.7		2,050.00	019200	109.8
	1,835.92	000100	13.6		2,050.00	019500	15.4
	1,845.84	000100	103.5		2,050.00	024500	72.1
	1,850.00	000100	722.8		2,051.00	000100	22.2
	1,850.00	014000	2.2		2,052.87	000100	66.7
	1,850.00	018640	41.2		2,057.94	000100	78.4
	1,850.00	019000	104.7		2,059.93	000100	58.9
	1,850.00	024500	198.1		2,060.00	000100	25.2
	1,851.12	000100	555.2		2,063.45	000100	340.5
	1,853.00	024500	37.1		2,068.76	000100	58.9
	1,862.60	019100	122.7		2,069.00	000100	105.6
	1,869.00	000100	27.5		2,069.55	000100	498.4
	1,870.00	000100	45.4		2,069.55	019000	405.3
	1,886.34	000100	14.2		2,069.55	019200	26.3
	1,887.60	000100	256.4		2,069.55	024500	1,128.4
	1,888.56	000100	16.7		2,069.60	000100	59.6
	1,899.64	000100	28.5		2,069.68	000100	16.0
	1,900.00	000100	1,830.4		2,070.00	000100	16.6
	1,900.00	016800	10.6		2,070.86	000100	154.0
	1,900.00	019000	76.0		2,080.00	000100	155.6
	1,900.00	024500	41.0		2,084.79	000100	416.2
	1,910.00	000100	15.9		2,084.79	017200	38.0
	1,914.36	000100	70.5		2,084.98	000100	88.4
	1,925.00	000100	41.5		2,084.98	013600	12.0
	1,940.00	000100	35.5		2,084.99	017600	5.5
	1,943.00	000100	180.6		2,089.60	000100	75.3
	1,946.14	000100	184.0		2,090.00	000100	3.1
	1,950.00	000100	1,061.7		2,090.25	000100	159.5
	1,950.00	005400	11.6		2,092.89	000100	116.5
	1,950.00	015200	36.1		2,094.59	000100	51.9
	1,950.00	017400	16.7		2,094.88	000100	41.2
	1,950.00	019000	570.0		2,098.57	000100	25.5
	1,950.00	024500	557.8		2,100.00	000100	1,566.9
	1,950.13	000100	97.9		2,100.00	009500	1.7
	1,957.41	000100	844.2		2,100.00	016800	79.3
	1,959.32	000100	91.3		2,100.00	017200	371.8
	1,962.00	000100	291.0		2,100.00	019100	347.4
	1,966.07	000100	134.9		2,100.00	020800	1.9
	1,966.07	019100	222.6		2,100.00	024500	141.4
	1,969.00	000100	71.0		2,101.83	000100	47.0
	1,972.00	000100	73.1		2,101.91	000100	101.0
	1,972.55	009500	3.6		2,121.00	000100	35.6
	1,972.58	000100	2.6		2,125.00	000100	31.2
	1,975.00	000100	15.1		2,131.64	000100	88.9
	1,980.00	000100	12.3		2,133.00	000100	81.3
	1,982.72	021600	130.7		2,133.32	000100	118.2
	1,984.72	000100	84.6		2,136.45	000100	48.8
	1,989.43	000100	32.6		2,140.75	021200	73.7
	1,994.12	000100	258.9		2,148.13	000100	52.5
	1,996.25	000100	51.8		2,150.00	000100	242.2
	1,997.00	000100	113.1		2,150.00	013800	22.6
	1,998.00	000100	1.6		2,150.00	024500	50.4
	2,000.00	000100	2,476.7		2,155.49	000100	126.0
	2,000.00	013400	3.8		2,155.81	000100	186.4
	2,000.00	014100	20.2		2,156.13	000100	83.5
	2,000.00	015200	72.9		2,163.00	000100	35.1
	2,000.00	016300	2.0		2,169.55	000100	75.5
	2,000.00	016800	45.0		2,173.03	000100	13.4

**TABLE 8: BASE PRICE PAID TO GROWERS FOR GRAPES CRUSHED AND DELIVERED TO CALIFORNIA PROCESSORS FROM THE 2016 CROP WITH BRIX FACTORS AND PURCHASED TONNAGE, BY TYPE, VARIETY, REPORTING DISTRICT WHERE GROWN, AND WEIGHTED AVERAGE BASE PRICE**

District, Type, and Variety	Base Price	Brix	Tons	District, Type, and Variety	Base Price	Brix	Tons
	Per Ton	Factors			Per Ton	Factors	
	Dollars	Code a/			Dollars	Code a/	
<b>DISTRICT 3 (Cont'd)</b>					2,392.64	000100	38.0
Chardonnay * (Cont'd)	2,173.03	017400	85.8		2,393.24	000100	73.7
	2,173.03	019000	299.2		2,393.43	000100	91.0
	2,173.03	019100	517.2		2,393.62	000100	128.8
	2,173.03	019200	54.4		2,395.00	013600	1.9
	2,175.00	000100	13.6		2,400.00	000100	412.6
	2,190.59	000100	6.8		2,400.00	011300	20.0
	2,200.00	000100	869.7		2,400.00	013800	3.7
	2,200.00	011300	17.4		2,400.00	016800	38.6
	2,200.00	016800	6.4		2,400.00	017200	1.2
	2,200.00	017000	0.6		2,415.00	000100	54.9
	2,200.00	021200	22.6		2,421.36	000100	13.7
	2,200.00	022700	58.8		2,425.00	000100	16.2
	2,200.00	024500	172.3		2,426.60	000100	270.6
	2,200.00	058780	100.4		2,450.00	000100	85.6
	2,201.87	000100	223.7		2,450.00	016800	26.2
	2,208.12	000100	65.2		2,461.37	000100	44.9
	2,209.93	000100	28.7		2,467.71	000100	128.4
	2,210.53	000100	138.2		2,476.51	000100	8.2
	2,225.00	000100	53.3		2,492.63	000100	21.2
	2,240.00	000100	43.3		2,500.00	000100	2,343.4
	2,250.00	000100	489.0		2,500.00	002200	22.3
	2,250.00	016800	60.3		2,500.00	013600	8.6
	2,250.00	024500	161.2		2,500.00	014000	7.7
	2,256.45	000100	9.6		2,500.00	016800	56.5
	2,263.51	000100	12.5		2,500.00	017100	44.8
	2,264.25	000100	87.7		2,500.00	017200	4.4
	2,264.25	014000	1.9		2,500.00	017300	200.3
	2,264.74	000100	62.1		2,500.00	017400	12.5
	2,269.01	000100	4.8		2,500.00	017600	2.8
	2,269.14	000100	217.2		2,500.00	024500	406.9
	2,275.00	000100	69.6		2,500.00	060485	3.7
	2,276.51	000100	21.9		2,501.99	000100	30.9
	2,276.51	013600	33.8		2,514.50	000100	12.7
	2,276.51	019000	23.8		2,517.60	000100	149.2
	2,277.00	000100	36.2		2,525.00	000100	220.3
	2,278.22	000100	107.1		2,525.75	000100	54.6
	2,288.14	000100	72.6		2,532.23	000100	139.0
	2,288.76	000100	13.7		2,550.00	016800	10.2
	2,288.81	000100	49.4		2,574.90	000100	6.0
	2,293.48	000100	30.8		2,600.00	000100	260.6
	2,300.00	000100	1,699.3		2,600.00	016800	73.4
	2,300.00	013600	5.8		2,600.00	021200	11.5
	2,300.00	016800	10.3		2,600.00	022900	5.3
	2,300.00	017000	43.1		2,625.00	021200	14.5
	2,300.00	021200	18.6		2,650.00	000100	95.6
	2,300.00	024500	192.1		2,651.99	000100	8.2
	2,308.15	000100	100.8		2,678.00	000100	13.6
	2,308.17	000100	24.3		2,681.32	000100	29.9
	2,310.00	021200	21.7		2,690.42	000100	16.8
	2,317.40	017600	88.4		2,690.42	016800	20.4
	2,330.00	016800	33.7		2,690.42	017400	10.2
	2,340.58	000100	19.4		2,700.00	000100	140.1
	2,346.30	000100	4.3		2,700.00	016800	10.4
	2,350.00	000100	102.4		2,700.00	017200	3.8
	2,350.00	024500	14.2		2,700.00	017400	5.1
	2,368.91	000100	30.0		2,700.00	021000	4.7
	2,369.26	020800	26.9		2,700.00	021200	6.8
	2,371.30	000100	23.7		2,700.00	024500	21.6
	2,373.76	000100	10.1		2,717.68	000100	86.5
	2,375.00	000100	75.8		2,739.39	000100	13.5
	2,377.48	000100	61.5		2,750.00	000100	266.3
	2,378.92	000100	23.2		2,750.00	016800	13.6
	2,379.98	000100	36.0		2,750.00	017600	17.8
	2,379.98	017300	397.9		2,750.00	024500	19.6
	2,379.98	017800	48.9		2,760.00	000100	5.8
	2,383.93	000100	8.9		2,773.08	000100	71.5
	2,384.44	024500	11.1		2,774.00	000100	21.3
	2,385.41	009500	5.9		2,775.00	000100	19.4
	2,386.06	000100	23.2		2,780.00	000100	19.7
	2,387.41	000100	329.2		2,800.00	000100	114.5
	2,389.60	000100	26.1		2,800.00	013600	20.2
	2,390.55	000100	169.7		2,800.00	017600	13.5

**TABLE 8: BASE PRICE PAID TO GROWERS FOR GRAPES CRUSHED AND DELIVERED TO CALIFORNIA PROCESSORS FROM THE 2016 CROP WITH BRIX FACTORS AND PURCHASED TONNAGE, BY TYPE, VARIETY, REPORTING DISTRICT WHERE GROWN, AND WEIGHTED AVERAGE BASE PRICE**

District, Type, and Variety	Base Price	Brix	Tons	District, Type, and Variety	Base Price	Brix	Tons
	Per Ton	Factors			Per Ton	Factors	
	Dollars	Code a/			Dollars	Code a/	
<b>DISTRICT 3 (Cont'd)</b>					3,800.00	002300	3.9
Chardonnay * (Cont'd)	2,800.00	017800	3.2		3,800.00	014100	12.9
	2,803.00	017200	5.8		3,800.00	016800	10.5
	2,806.81	000100	169.4		3,800.00	017600	4.0
	2,835.00	000100	10.4		3,800.00	021200	10.7
	2,844.81	000100	11.7		3,900.00	000100	35.0
	2,850.00	000100	4.5		3,914.00	000100	8.6
	2,863.77	000100	14.5		3,961.46	000100	1.6
	2,863.93	021600	9.8		4,000.00	000100	68.7
	2,884.00	000100	22.9		4,000.00	011800	2.7
	2,900.00	000100	43.0		4,000.00	016800	26.8
	2,937.65	000100	20.7		4,000.00	017200	9.1
	2,940.00	000100	10.2		4,000.00	017600	1.5
	2,945.55	000100	12.0		4,000.00	020800	45.4
	2,950.00	000100	4.7		4,106.00	000100	4.8
	2,950.00	013400	4.7		4,144.20	000100	1.3
	2,950.00	021200	39.7		4,200.00	000100	72.5
	2,999.60	013800	3.7		4,200.00	013600	12.8
	3,000.00	000100	348.2		4,200.00	020800	4.5
	3,000.00	013600	21.2		4,203.00	020800	6.4
	3,000.00	013800	31.0		4,243.00	000100	8.3
	3,000.00	014100	27.9		4,243.60	017400	6.2
	3,000.00	014400	9.2		4,250.00	000100	5.0
	3,000.00	017000	5.2		4,291.00	000100	11.0
	3,000.00	017200	2.7		4,300.00	000100	8.3
	3,000.00	017600	25.6		4,302.00	016800	54.8
	3,000.00	019500	140.0		4,303.39	000100	22.4
	3,000.00	020800	1.6		4,326.00	000100	27.6
	3,000.00	021500	3.0		4,340.84	000100	19.8
	3,000.00	024500	9.9		4,349.35	013800	3.3
	3,000.00	060485	4.7		4,370.00	000100	7.0
	3,013.64	000100	4.5		4,370.00	014400	2.8
	3,075.00	000100	16.5		4,371.00	000100	18.8
	3,100.00	009500	5.1		4,376.38	000100	10.0
	3,103.90	017600	60.0		4,386.00	000100	3.7
	3,147.48	002000	10.6		4,400.00	000100	36.1
	3,150.00	021200	8.1		4,400.00	055570	4.3
	3,158.20	021200	16.1		4,436.56	000100	6.0
	3,200.00	000100	72.5		4,444.00	000100	5.0
	3,200.00	002300	2.7		4,487.69	000100	12.0
	3,200.00	013600	8.4		4,488.00	000100	4.9
	3,250.00	000100	44.0		4,500.00	000100	54.0
	3,250.00	009500	3.1		4,500.00	013800	4.1
	3,252.39	017600	23.0		4,500.00	014100	1.1
	3,252.44	016800	20.6		4,500.00	021600	7.6
	3,300.00	000100	66.3		4,566.00	000100	4.0
	3,318.58	000100	6.8		4,566.70	021200	16.9
	3,350.00	000100	20.5		4,589.00	000100	6.3
	3,373.56	009500	2.7		4,600.00	000100	4.4
	3,387.00	000100	6.2		4,633.75	000100	20.4
	3,400.00	000100	35.6		4,679.83	021000	69.3
	3,400.00	024500	17.8		4,800.00	000100	3.2
	3,450.00	000100	25.2		4,800.99	000100	10.4
	3,500.00	000100	201.7		4,811.32	000100	8.5
	3,500.00	013600	10.0		4,854.00	000100	9.5
	3,500.00	015200	3.5		4,900.00	000100	5.2
	3,500.00	016800	5.0		4,962.00	000100	11.5
	3,500.00	017200	3.4		5,000.00	000100	109.8
	3,500.00	017400	27.6		5,000.00	011400	0.2
	3,500.00	017600	4.9		5,000.00	014400	3.1
	3,500.00	021000	3.2		5,000.00	016800	7.9
	3,500.00	021200	7.5		5,000.00	017600	2.4
	3,600.00	000100	10.1		5,000.00	021200	5.4
	3,600.00	014100	2.7		5,100.00	000100	2.9
	3,605.00	000100	5.3		5,150.00	000100	15.2
	3,628.79	000100	41.8		5,200.00	000100	5.7
	3,699.20	013800	2.3		5,250.00	000100	12.3
	3,700.00	000100	37.9		5,300.00	000100	9.3
	3,750.00	000100	10.6		5,305.00	000100	28.5
	3,750.00	010900	1.9		5,463.00	000100	14.4
	3,750.00	021200	4.7		5,464.00	000100	2.0
	3,783.33	000100	21.4		5,500.00	000100	34.8
	3,800.00	000100	17.8		5,500.00	021500	6.1

**TABLE 8: BASE PRICE PAID TO GROWERS FOR GRAPES CRUSHED AND DELIVERED TO CALIFORNIA PROCESSORS FROM THE 2016 CROP WITH BRIX FACTORS AND PURCHASED TONNAGE, BY TYPE, VARIETY, REPORTING DISTRICT WHERE GROWN, AND WEIGHTED AVERAGE BASE PRICE**

District, Type, and Variety	Base Price	Brix	Tons	District, Type, and Variety	Base Price	Brix	Tons
	Per Ton	Factors			Per Ton	Factors	
	Dollars	Code a/			Dollars	Code a/	
<b>DISTRICT 3 (Cont'd)</b>					2,500.00	013600	1.6
Chardonnay * (Cont'd)	5,600.00	000100	23.2		2,500.00	024500	8.0
	5,662.05	000100	26.9		2,550.00	013600	0.8
	5,700.00	000100	13.6		2,800.00	000100	3.8
	5,714.00	000100	6.7		3,500.00	000100	3.6
	5,800.00	000100	10.8		48,571.43	013600	0.4
	5,901.13	000100	20.4	Wtd. Avg. Base & Total Tons	2,907.18		40.2
	5,983.20	009100	29.6				
	5,985.00	017200	78.7	Gruner Veltliner	2,700.00	000100	4.9
	6,000.00	000100	13.4	Wtd. Avg. Base & Total Tons	2,700.00		4.9
	6,500.00	000100	18.4				
	6,500.00	011700	1.0	Malvasia Bianca	1,850.00	000100	2.9
	7,000.00	000100	14.2		2,500.00	017000	10.2
	7,000.00	013600	9.2	Wtd. Avg. Base & Total Tons	2,356.11		13.1
	7,026.00	017600	4.8				
	7,200.00	000100	9.1	Marsanne	1,960.00	000100	4.6
	7,500.00	000100	6.8		2,000.00	000100	6.2
	7,924.52	000100	16.9		2,000.00	013400	1.5
	8,000.00	000100	2.2		2,100.00	000100	2.0
	8,500.00	000100	1.8		2,228.00	000100	1.0
	9,465.60	000100	6.9		2,300.00	000100	2.8
	12,026.85	000100	7.5		2,500.00	000100	0.5
	12,574.00	000100	1.9		2,500.00	017400	1.9
Wtd. Avg. Base & Total Tons	2,163.24		52,473.4		2,600.00	000100	2.8
					3,000.00	000100	2.8
Chenin Blanc	1,050.00	010700	21.2	Wtd. Avg. Base & Total Tons	2,259.16		26.1
	2,500.00	013600	7.3				
Wtd. Avg. Base & Total Tons	1,421.40		28.5	Melon	2,052.14	017200	13.9
				Wtd. Avg. Base & Total Tons	2,052.14		13.9
Fiano	1,500.00	009100	3.0				
	3,500.00	000100	4.0	Muscat Blanc *	1,700.00	000100	4.0
Wtd. Avg. Base & Total Tons	2,642.86		7.0		1,850.00	000100	8.5
					2,000.00	017200	0.9
French Colombard	1,100.00	000100	11.2		2,158.35	000100	4.1
	1,200.00	000100	2.2		2,450.00	000100	0.9
	1,300.00	013600	2.1		2,550.00	024800	2.0
	2,214.10	000100	11.0		2,550.03	000100	0.2
Wtd. Avg. Base & Total Tons	1,586.61		26.5		3,500.00	000100	0.8
					16,395.01	000100	0.5
Gewurztraminer	475.00	000100	19.9	Wtd. Avg. Base & Total Tons	2,373.82		21.9
	700.00	000100	1.1				
	1,200.00	000100	4.9	Muscat of Alexandria	250.00	000100	1.9
	1,323.00	000100	42.0	Wtd. Avg. Base & Total Tons	250.00		1.9
	1,600.00	000100	1.3				
	1,600.00	020800	10.2	Palomino *	1,697.71	000100	1.8
	1,750.00	000100	8.5		1,800.00	011100	1.0
	1,803.12	000100	2.6		3,000.00	000100	2.6
	1,874.25	020800	2.7	Wtd. Avg. Base & Total Tons	2,343.68		5.4
	1,900.00	000100	14.1				
	1,900.00	021200	19.0	Picpoul Blanc	1,800.00	024300	0.6
	2,000.00	000100	44.1		2,500.00	000100	2.4
	2,200.00	013600	2.8		3,500.00	000100	1.3
	2,200.00	021200	6.7	Wtd. Avg. Base & Total Tons	2,704.65		4.3
	2,500.00	000100	1.1				
Wtd. Avg. Base & Total Tons	1,599.07		181.0	Pinot Blanc	1,752.58	000100	64.1
					1,850.00	000100	28.0
Gray Riesling *	2,000.00	000100	8.1		2,000.00	000100	14.6
	2,100.00	000100	3.1		2,098.78	017200	49.4
	2,200.00	000100	11.3		2,500.00	000100	9.0
	2,200.00	011100	9.1		2,896.28	013400	5.7
	2,500.00	000100	1.0		4,000.00	000100	4.3
	2,525.00	000100	4.4	Wtd. Avg. Base & Total Tons	2,017.30		175.1
	2,700.00	013400	5.3				
Wtd. Avg. Base & Total Tons	2,257.92		42.3	Pinot Gris *	600.00	000100	6.0
					1,350.00	021000	123.7
Grenache Blanc	1,500.00	000100	2.7		1,375.00	024500	11.4
	1,500.00	013100	0.6		1,400.00	000100	4.9
	1,800.00	020800	0.8		1,464.50	000100	75.9
	2,000.00	017400	2.1		1,500.00	024500	2.1
	2,250.00	000100	5.4		1,600.00	000100	24.4
	2,400.00	013400	1.0		1,650.00	024500	15.2
	2,400.00	017400	4.8		1,679.45	000100	43.9
	2,500.00	000100	4.6		1,700.00	000100	114.6

**TABLE 8: BASE PRICE PAID TO GROWERS FOR GRAPES CRUSHED AND DELIVERED TO CALIFORNIA PROCESSORS FROM THE 2016 CROP WITH BRIX FACTORS AND PURCHASED TONNAGE, BY TYPE, VARIETY, REPORTING DISTRICT WHERE GROWN, AND WEIGHTED AVERAGE BASE PRICE**

District, Type, and Variety	Base Price	Brix	Tons	District, Type, and Variety	Base Price	Brix	Tons
	Per Ton	Factors			Per Ton	Factors	
	Dollars	Code a/			Dollars	Code a/	
<b>DISTRICT 3 (Cont'd)</b>					1,537.00	000100	17.2
Pinot Gris * (Cont'd)	1,700.00	017000	28.7		1,538.00	000100	40.8
	1,704.00	000100	13.5		1,539.61	000100	111.2
	1,704.28	000100	37.7		1,545.00	000100	29.0
	1,710.00	000100	2.1		1,550.00	000100	281.7
	1,720.00	000100	27.6		1,552.00	000100	21.7
	1,750.00	000100	2.7		1,579.28	000100	63.9
	1,800.00	000100	122.4		1,584.00	000100	106.6
	1,842.86	000100	13.0		1,584.14	000100	75.5
	1,850.00	000100	28.4		1,590.20	000100	181.9
	1,851.12	017400	22.9		1,600.00	000100	553.7
	1,867.35	000100	4.4		1,600.00	013400	4.4
	2,000.00	000100	33.2		1,600.00	017000	27.0
	2,000.00	013800	2.5		1,600.00	021000	47.2
	2,000.00	017200	17.9		1,600.63	000100	43.2
	2,050.00	000100	60.9		1,600.63	013400	140.2
	2,205.00	000100	7.7		1,604.33	000100	44.2
	2,500.00	000100	1.8		1,605.00	000100	147.3
	2,700.00	024500	7.0		1,605.28	000100	402.2
	4,302.00	016800	16.4		1,605.28	013400	137.0
Wtd. Avg. Base & Total Tons	1,744.00		872.9		1,605.28	013600	2.2
					1,605.28	015500	245.3
Ribolla Gialla *	2,200.00	000100	1.0		1,605.28	017100	105.5
	2,200.00	017000	2.0		1,605.37	000100	103.6
	2,750.00	000100	11.3		1,606.00	001500	74.7
Wtd. Avg. Base & Total Tons	2,634.62		14.3		1,606.00	015500	312.6
					1,607.94	000100	12.3
Roussanne	1,800.00	027800	0.8		1,608.00	000100	7.4
	1,960.00	000100	4.3		1,608.00	013600	3.2
	2,000.00	000100	2.2		1,610.00	020800	23.0
	2,000.00	013400	1.5		1,611.31	000100	46.9
	2,000.00	013600	0.5		1,611.31	017000	19.1
	2,300.00	000100	1.0		1,619.34	000100	28.4
	2,314.00	000100	3.1		1,621.33	017200	59.7
	2,460.00	000100	1.9		1,621.33	019000	152.7
	2,500.00	000100	1.1		1,625.00	000100	65.1
	2,500.00	013600	1.1		1,630.73	000100	5.1
	2,500.00	017400	1.3		1,632.00	000100	65.7
	2,600.00	000100	3.2		1,640.00	000100	75.7
	2,841.40	000100	1.3		1,640.22	000100	12.8
	3,000.00	000100	3.0		1,650.00	000100	467.3
	3,000.00	013600	1.7		1,650.00	015500	122.5
	3,200.00	000100	3.9		1,655.19	000100	66.0
	13,650.79	013600	1.0		1,666.00	000100	55.2
Wtd. Avg. Base & Total Tons	2,839.21		32.9		1,670.08	000100	22.4
					1,675.00	000100	137.9
Sauvignon Blanc	1,000.00	000100	6.8		1,680.00	000100	104.9
	1,150.00	011300	90.4		1,690.00	000100	24.4
	1,200.00	000100	22.6		1,700.00	000100	181.8
	1,200.00	017000	5.8		1,700.00	013400	44.4
	1,300.00	000100	38.3		1,700.00	013600	39.9
	1,300.00	020800	8.0		1,700.00	017100	30.5
	1,350.00	000100	72.4		1,700.00	020800	6.1
	1,364.00	000100	42.7		1,700.00	024500	24.5
	1,375.00	000100	124.7		1,717.28	013600	168.1
	1,378.90	021500	3.5		1,725.00	020800	1.7
	1,391.00	000100	57.2		1,735.33	000100	32.1
	1,400.00	000100	38.6		1,737.36	021200	35.3
	1,400.00	024500	14.0		1,748.00	000100	19.8
	1,425.00	000100	347.0		1,750.00	000100	62.5
	1,450.00	000100	173.2		1,761.94	000100	62.0
	1,464.50	000100	23.6		1,765.81	000100	12.2
	1,476.00	000100	84.7		1,765.81	013400	98.2
	1,487.42	000100	74.2		1,771.67	000100	78.7
	1,499.63	000100	71.1		1,772.44	000100	38.7
	1,500.00	000100	325.5		1,772.44	017800	8.2
	1,500.00	013400	140.9		1,775.00	000100	50.6
	1,500.00	013600	2.9		1,786.59	000100	88.4
	1,500.00	015800	45.1		1,800.00	000100	263.6
	1,525.00	000100	163.7		1,800.00	011100	1.7
	1,525.02	000100	567.2		1,800.00	013400	36.8
	1,530.00	000100	12.6		1,800.00	017000	6.1
	1,532.00	000100	25.9		1,800.00	020600	1.9

**TABLE 8: BASE PRICE PAID TO GROWERS FOR GRAPES CRUSHED AND DELIVERED TO CALIFORNIA PROCESSORS FROM THE 2016 CROP WITH BRIX FACTORS AND PURCHASED TONNAGE, BY TYPE, VARIETY, REPORTING DISTRICT WHERE GROWN, AND WEIGHTED AVERAGE BASE PRICE**

District, Type, and Variety	Base Price	Brix	Tons	District, Type, and Variety	Base Price	Brix	Tons
	Per Ton	Factors			Per Ton	Factors	
	Dollars	Code a/			Dollars	Code a/	
<b>DISTRICT 3 (Cont'd)</b>							
Sauvignon Blanc (Cont'd)	1,800.00	024500	2.1	Sauvignon Vert *	2,100.00	000100	1.6
	1,820.70	000100	23.6		2,400.00	000100	5.2
	1,821.25	021200	27.2		3,938.00	000100	0.4
	1,840.13	000100	10.9	Wtd. Avg. Base & Total Tons	2,418.78		7.2
	1,846.07	017000	4.9				
	1,846.07	017200	64.8	Semillon	1,215.00	000100	4.0
	1,850.00	000100	139.3		1,500.00	000100	1.2
	1,850.00	014000	3.2		1,600.00	000100	2.4
	1,850.00	045268	31.5		1,600.00	060505	0.8
	1,852.18	000100	48.7		1,613.85	000100	39.5
	1,875.00	000100	5.1		1,800.00	000100	10.7
	1,878.85	000100	40.4		1,825.00	000100	14.8
	1,900.00	000100	79.6		1,901.14	000100	5.3
	1,900.00	014400	5.0		2,000.00	000100	2.9
	1,900.00	017400	4.1		2,141.83	000100	66.1
	1,906.31	000100	22.1		2,196.52	021200	15.0
	1,954.00	000100	19.8		2,200.00	000100	1.4
	1,965.81	000100	31.3		2,500.00	017200	2.0
	2,000.00	000100	163.3		2,558.35	000100	2.2
	2,000.00	017000	13.2		2,800.00	000100	1.0
	2,000.00	021200	23.6		3,000.00	000100	0.6
	2,026.00	000100	39.3		3,000.00	017400	3.3
	2,054.00	000100	16.1		3,365.00	000100	6.2
	2,074.54	013600	13.8		3,647.80	000100	12.4
	2,075.00	000100	6.5		4,100.00	000100	3.5
	2,075.00	012900	6.1		5,309.00	000100	5.1
	2,100.00	000100	54.0		8,287.00	000100	0.3
	2,100.00	018000	6.9		15,000.00	030940	0.2
	2,175.96	000100	14.5	Wtd. Avg. Base & Total Tons	2,256.90		200.9
	2,200.00	000100	52.0				
	2,200.00	021200	7.4	Tocai Friulano	2,750.00	000100	3.0
	2,250.00	000100	10.5		2,750.00	017000	2.1
	2,300.00	000100	4.8	Wtd. Avg. Base & Total Tons	2,750.00		5.1
	2,310.00	000100	7.4				
	2,350.00	020800	16.9	Verdelho	2,000.00	000100	2.5
	2,400.00	000100	5.0	Wtd. Avg. Base & Total Tons	2,000.00		2.5
	2,400.00	018000	7.7				
	2,408.05	000100	18.1	Vermentino *	1,600.00	000100	16.7
	2,500.00	000100	16.9		2,000.00	000100	16.7
	2,500.00	017000	48.7		2,100.00	000100	4.5
	2,500.00	017200	6.0		2,247.00	000100	10.6
	2,567.00	000100	16.7		3,500.00	000100	8.3
	2,600.00	000100	17.7	Wtd. Avg. Base & Total Tons	2,155.60		56.8
	2,600.00	017000	2.6				
	2,700.00	000100	6.5	Vernaccia	1,500.00	000100	4.9
	2,768.88	000100	49.4		2,000.00	000100	1.5
	2,800.00	000100	16.7		2,050.00	000100	8.0
	2,900.00	000100	9.8		2,375.00	000100	11.7
	3,000.00	000100	27.3	Wtd. Avg. Base & Total Tons	2,089.56		26.1
	3,000.00	013800	3.2				
	3,203.00	000100	2.4	Viognier	800.00	000100	3.5
	3,500.00	000100	4.0		1,797.45	000100	8.1
	3,500.00	013600	3.9		1,800.00	000100	1.9
	4,000.00	000100	6.9		1,800.00	024500	0.8
	4,722.81	000100	6.1		2,000.00	000100	72.5
	5,120.00	000100	3.7		2,000.00	013600	1.4
	5,425.78	013600	7.9		2,000.00	020800	4.3
	6,166.65	000100	6.5		2,100.00	000100	6.1
	6,650.00	000100	1.4		2,132.00	013600	2.5
	6,886.68	000100	42.9		2,132.60	000100	7.0
	8,287.00	000100	0.5		2,150.00	000100	9.7
	15,000.00	030940	0.4		2,200.00	000100	4.0
Wtd. Avg. Base & Total Tons	1,687.23		10,232.7		2,250.00	000100	3.0
					2,350.00	000100	0.3
Sauvignon Musque	1,395.72	000100	35.0		2,350.00	060505	1.5
	1,630.73	000100	24.4		2,363.85	000100	0.3
	1,636.63	000100	36.8		2,363.85	024800	6.2
	1,650.00	000100	102.2		2,367.00	000100	12.1
	1,800.00	020800	0.5		2,367.13	000100	16.7
	2,000.00	000100	8.7		2,371.21	000100	9.5
	2,600.00	000100	4.5		2,380.00	000100	5.7
Wtd. Avg. Base & Total Tons	1,638.37		212.1		2,400.00	000100	11.6



**TABLE 8: BASE PRICE PAID TO GROWERS FOR GRAPES CRUSHED AND DELIVERED TO CALIFORNIA PROCESSORS FROM THE 2016 CROP WITH BRIX FACTORS AND PURCHASED TONNAGE, BY TYPE, VARIETY, REPORTING DISTRICT WHERE GROWN, AND WEIGHTED AVERAGE BASE PRICE**

District, Type, and Variety	Base Price	Brix	Tons	District, Type, and Variety	Base Price	Brix	Tons
	Per Ton	Factors			Per Ton	Factors	
	Dollars	Code a/			Dollars	Code a/	
<b>DISTRICT 3 (Cont'd)</b>					2,195.00	000100	7.2
Viognier (Cont'd)	2,450.00	000100	1.3		2,300.00	000100	0.3
	2,500.00	000100	44.7		2,500.00	000100	45.2
	2,500.00	002300	1.9		2,600.00	000100	2.4
	2,500.00	013600	3.4		2,710.24	067952	2.5
	2,500.00	014400	3.1		2,767.21	000100	15.7
	2,500.00	017200	1.8		2,800.00	000100	4.0
	2,500.00	017800	3.1		2,943.32	000100	3.5
	2,500.00	024300	2.2		3,000.00	000100	1.0
	2,549.00	000100	8.6		3,000.00	025100	3.5
	2,600.00	000100	3.2		3,400.00	000100	16.9
	2,600.00	024500	2.2		3,450.00	000100	6.1
	2,606.50	000100	2.1		3,500.00	000100	0.2
	2,684.70	000100	6.4		3,500.00	025100	1.5
	2,722.20	017200	10.1		3,700.00	000100	3.3
	2,725.00	000100	26.0		3,800.00	000100	1.6
	2,845.45	000100	11.7		4,500.00	000100	0.5
	3,000.00	000100	4.3	Wtd. Avg. Base & Total Tons	2,801.11		118.1
	3,000.00	002300	2.0				
	3,000.00	019500	1.6	Barbera	2,000.00	000100	15.0
	3,115.00	000100	1.3		2,200.00	021100	2.7
	3,150.00	025100	1.5		2,253.00	000100	6.3
	3,196.00	000100	1.7		2,500.00	000100	8.2
	3,200.00	000100	0.7		2,536.30	000100	13.9
	3,200.00	017400	2.6		2,600.00	000100	4.0
	3,357.71	000100	2.5		2,800.00	000100	3.0
	3,500.00	000100	0.8		3,000.00	000100	12.6
	3,736.00	000100	4.3		4,000.00	000100	2.0
	4,138.13	000100	2.6		5,500.00	000100	9.5
	4,160.00	000100	5.8	Wtd. Avg. Base & Total Tons	2,885.21		77.2
	4,400.00	000100	0.8				
Wtd. Avg. Base & Total Tons	2,430.21		353.0	Cabernet Franc	1,450.00	000100	5.2
					1,800.00	000100	46.5
White Riesling *	1,800.00	000100	0.4		1,850.00	000100	3.9
	1,900.00	017400	80.2		2,000.00	000100	3.9
	2,000.00	000100	4.6		2,000.00	021000	0.4
	2,086.10	000100	7.2		2,000.00	029125	1.3
	2,100.00	000100	9.4		2,065.00	000100	4.6
	2,100.00	013400	27.1		2,100.00	000100	9.5
	2,146.40	000100	20.6		2,200.00	000100	65.8
	2,468.36	017200	30.9		2,200.00	013600	0.9
	2,468.89	013800	4.4		2,240.00	000100	3.1
	2,500.00	000100	2.2		2,300.00	000100	2.8
	2,896.29	013400	1.0		2,300.00	024800	3.1
	3,100.00	000100	6.5		2,397.00	000100	19.4
	3,202.95	000100	6.5		2,400.00	000100	45.2
	4,000.00	000100	1.7		2,400.00	024500	3.6
	9,153.78	029960	2.5		2,500.00	000100	24.7
Wtd. Avg. Base & Total Tons	2,263.02		205.2		2,500.00	014100	1.2
					2,500.00	024500	4.5
Other White b/	2,000.00	000100	18.5		2,535.75	017600	0.3
	2,000.00	010900	1.7		2,600.00	000100	3.7
	2,400.00	000100	4.4		2,625.00	000100	4.6
	2,500.00	000100	2.5		2,645.00	000100	0.5
	2,750.00	000100	0.9		2,645.01	000100	8.9
	3,000.00	000100	2.2		2,675.00	000100	5.0
	3,000.00	013100	2.7		2,697.00	000100	3.6
	3,275.00	000100	3.9		2,700.00	000100	33.0
	3,500.00	000100	1.7		2,700.00	024500	27.9
Wtd. Avg. Base & Total Tons	2,418.38		38.5		2,700.00	024800	5.8
					2,777.26	000100	47.7
<b>WINE GRAPES (RED)</b>					2,794.50	000100	28.5
Aglianico	2,800.00	000100	0.2		2,795.00	000100	2.0
	4,000.00	000100	1.5		2,800.00	000100	11.2
Wtd. Avg. Base & Total Tons	3,858.82		1.7		2,825.00	000100	37.6
					2,830.16	000100	22.2
Aleatico	2,300.00	000100	7.0		2,875.00	000100	6.3
	2,350.00	000100	3.0		2,900.00	000100	2.3
	2,500.00	000100	3.7		2,900.00	014100	4.2
	3,000.00	000100	5.3		2,909.51	070557	24.2
Wtd. Avg. Base & Total Tons	2,542.11		19.0		3,000.00	000100	5.0
					3,050.30	000100	2.6
Alicante Bouschet *	1,800.00	014100	2.7		3,066.76	000100	2.0

**TABLE 8: BASE PRICE PAID TO GROWERS FOR GRAPES CRUSHED AND DELIVERED TO CALIFORNIA PROCESSORS FROM THE 2016 CROP WITH BRIX FACTORS AND PURCHASED TONNAGE, BY TYPE, VARIETY, REPORTING DISTRICT WHERE GROWN, AND WEIGHTED AVERAGE BASE PRICE**

District, Type, and Variety	Base Price	Brix	Tons	District, Type, and Variety	Base Price	Brix	Tons
	Per Ton	Factors			Per Ton	Factors	
	Dollars	Code a/			Dollars	Code a/	
<b>DISTRICT 3 (Cont'd)</b>					2,250.00	000100	12.9
Cabernet Franc (Cont'd)	3,073.95	000100	2.8		2,270.40	000100	20.7
	3,074.00	000100	2.5		2,273.11	000100	24.7
	3,079.93	000100	3.5		2,300.00	000100	2.0
	3,099.36	000100	28.9		2,300.00	014500	13.4
	3,100.00	000100	10.5		2,300.00	024800	7.3
	3,100.00	003100	2.3		2,350.00	000100	96.7
	3,142.27	019400	11.2		2,350.63	000100	7.1
	3,200.00	017200	4.6		2,362.70	000100	78.1
	3,200.00	021200	0.9		2,376.45	000100	16.4
	3,295.01	021200	6.3		2,400.00	000100	503.3
	3,400.00	000100	1.0		2,400.00	011800	0.8
	3,450.00	000100	5.1		2,400.00	013600	5.2
	3,500.00	000100	7.3		2,435.00	000100	20.1
	3,500.00	024500	0.3		2,450.00	000100	330.4
	3,600.00	000100	2.4		2,465.00	000100	3.0
	3,605.43	017800	4.5		2,465.43	000100	15.1
	3,650.00	000100	1.2		2,475.00	000100	17.3
	3,700.00	000100	6.3		2,476.80	000100	83.7
	3,726.00	000100	3.0		2,480.00	000100	69.0
	3,750.00	000100	7.9		2,500.00	000100	172.0
	4,000.00	000100	8.7		2,500.00	014100	82.6
	4,000.00	017400	2.2		2,500.00	020800	23.8
	4,098.00	000100	3.1		2,500.00	021000	50.6
	4,100.00	000100	7.1		2,500.00	021500	6.2
	4,100.00	014400	2.3		2,500.00	024500	96.1
	4,191.61	000100	5.4		2,517.01	000100	53.5
	4,192.00	000100	16.4		2,537.34	000100	96.3
	4,192.31	000100	6.6		2,550.00	000100	399.8
	4,192.31	021500	5.2		2,565.00	000100	7.9
	4,200.00	000100	3.3		2,565.75	000100	42.4
	4,471.92	000100	1.9		2,566.00	000100	12.8
	4,500.00	000100	1.3		2,572.00	000100	7.3
	4,725.00	000100	7.2		2,587.97	000100	18.6
	6,000.00	000100	1.4		2,595.77	000100	17.5
	6,500.00	000100	1.6		2,596.76	000100	171.5
	6,961.12	013600	10.6		2,600.00	000100	573.7
	7,000.00	013600	2.4		2,600.00	014000	6.2
	7,684.00	000100	2.7		2,600.00	024500	206.4
	8,500.00	000100	0.1		2,615.00	000100	2.0
	12,000.00	000100	0.9		2,616.75	000100	38.8
	17,340.00	000100	1.3		2,617.07	000100	17.1
Wtd. Avg. Base & Total Tons	2,939.97		742.9		2,627.00	000100	16.3
					2,629.88	000100	117.2
Cabernet Sauvignon	599.19	000100	11.9		2,635.70	000100	1,627.9
	600.00	000100	8.5		2,635.70	017000	3.6
	700.00	000100	11.4		2,635.70	017600	0.2
	750.00	017400	0.7		2,635.70	017800	2.4
	800.00	024500	15.1		2,635.70	022900	21.4
	1,000.00	018000	1.6		2,636.00	000100	5.4
	1,300.00	000100	29.7		2,640.14	000100	30.7
	1,500.00	000100	0.3		2,645.00	000100	0.7
	1,600.00	000100	5.9		2,647.00	000100	120.6
	1,700.00	000100	2.2		2,647.23	000100	1,066.7
	1,800.00	000100	12.3		2,647.23	020800	16.0
	1,808.00	000100	32.6		2,647.23	024500	41.3
	1,900.00	000100	2.0		2,649.00	000100	644.4
	1,950.00	000100	133.0		2,650.00	000100	286.8
	2,000.00	000100	74.6		2,654.31	000100	56.0
	2,000.00	017600	0.9		2,660.97	000100	35.9
	2,000.00	021800	3.9		2,663.14	000100	3.2
	2,000.00	025300	1.0		2,666.28	000100	2.0
	2,003.16	000100	158.6		2,672.23	000100	85.3
	2,066.42	000100	62.7		2,675.00	000100	44.6
	2,100.00	000100	62.4		2,677.97	000100	12.0
	2,121.73	000100	19.0		2,680.00	000100	2.0
	2,151.86	000100	4.7		2,680.93	000100	63.4
	2,200.00	000100	170.8		2,682.68	000100	441.9
	2,200.00	002100	0.8		2,698.35	000100	27.6
	2,200.00	014500	11.4		2,700.00	000100	463.7
	2,200.00	021200	5.2		2,700.00	014500	16.5
	2,200.00	029125	2.8		2,700.00	017200	5.5
	2,228.54	000100	79.6		2,700.00	017600	19.2

**TABLE 8: BASE PRICE PAID TO GROWERS FOR GRAPES CRUSHED AND DELIVERED TO CALIFORNIA PROCESSORS FROM THE 2016 CROP WITH BRIX FACTORS AND PURCHASED TONNAGE, BY TYPE, VARIETY, REPORTING DISTRICT WHERE GROWN, AND WEIGHTED AVERAGE BASE PRICE**

District, Type, and Variety	Base Price	Brix	Tons	District, Type, and Variety	Base Price	Brix	Tons
	Per Ton	Factors			Per Ton	Factors	
	Dollars	Code a/			Dollars	Code a/	
<b>DISTRICT 3 (Cont'd)</b>					3,000.00	017200	23.7
Cabernet Sauvignon (Cont'd)	2,700.00	019200	17.9		3,000.00	017600	3.4
	2,700.00	020800	142.1		3,000.00	017800	4.8
	2,700.00	024500	28.9		3,000.00	021800	2.0
	2,705.00	000100	449.5		3,000.00	024500	41.8
	2,718.56	000100	2.9		3,000.00	024800	8.2
	2,719.00	000100	123.0		3,000.00	025100	17.8
	2,722.25	000100	55.5		3,000.27	000100	34.2
	2,723.58	000100	3.8		3,004.08	000100	16.0
	2,724.00	000100	4.5		3,008.30	000100	23.8
	2,724.17	000100	213.0		3,015.24	019400	5.0
	2,725.00	000100	54.0		3,025.00	000100	6.9
	2,725.00	017400	3.3		3,031.06	000100	87.3
	2,725.65	020800	208.2		3,031.06	017100	11.7
	2,731.82	000100	34.0		3,044.31	000100	57.2
	2,734.27	000100	16.6		3,050.00	000100	2.8
	2,747.23	000100	54.1		3,051.07	000100	18.0
	2,750.00	000100	508.0		3,056.06	000100	62.5
	2,750.00	014100	17.6		3,065.00	000100	6.0
	2,755.00	000100	512.5		3,077.50	000100	29.7
	2,756.25	000100	9.6		3,081.79	000100	54.6
	2,767.49	000100	448.2		3,081.90	000100	9.6
	2,767.49	019300	166.0		3,087.00	000100	27.0
	2,770.84	000100	26.8		3,095.45	000100	27.2
	2,773.59	025100	6.2		3,100.00	000100	42.3
	2,779.59	000100	57.6		3,100.00	024500	15.5
	2,784.00	060505	1.7		3,111.03	000100	19.9
	2,785.00	000100	3.5		3,120.00	000100	53.1
	2,792.49	000100	33.3		3,121.50	000100	6.1
	2,800.00	000100	694.8		3,132.00	024800	1.4
	2,800.00	013400	5.4		3,132.80	000100	126.4
	2,800.00	020800	184.9		3,138.57	000100	42.0
	2,800.00	024500	35.6		3,148.06	000100	14.3
	2,804.43	000100	26.1		3,148.73	000100	44.2
	2,820.20	000100	563.7		3,155.27	000100	87.2
	2,820.20	021100	2.2		3,162.84	000100	229.4
	2,845.77	000100	225.0		3,162.84	017400	102.4
	2,846.56	000100	21.9		3,176.68	000100	129.5
	2,850.00	000100	323.0		3,184.52	000100	5.0
	2,850.00	020800	145.0		3,187.84	000100	16.9
	2,854.04	019500	14.9		3,190.00	000100	8.0
	2,859.00	000100	22.9		3,200.00	000100	282.9
	2,859.00	024800	18.2		3,200.00	017800	1.5
	2,860.38	000100	45.1		3,200.00	021200	2.5
	2,862.00	020800	26.9		3,200.00	025100	32.0
	2,875.00	000100	40.9		3,200.87	000100	73.4
	2,876.34	000100	28.4		3,214.00	027800	3.2
	2,888.00	000100	7.3		3,215.00	000100	10.7
	2,899.27	000100	338.3		3,250.00	000100	6.7
	2,899.27	019400	234.1		3,250.00	025100	4.8
	2,899.27	020800	47.7		3,265.58	000100	47.8
	2,899.27	021000	78.2		3,267.23	000100	18.5
	2,900.00	000100	557.6		3,279.67	000100	23.2
	2,900.00	024800	2.1		3,294.63	000100	120.1
	2,911.00	000100	29.7		3,300.00	000100	24.7
	2,911.17	000100	9.8		3,300.00	003100	14.9
	2,911.95	000100	30.5		3,313.02	000100	14.2
	2,911.95	024500	211.5		3,319.63	000100	18.8
	2,912.02	000100	25.8		3,320.00	020900	10.4
	2,917.94	000100	435.9		3,325.00	000100	28.6
	2,919.00	000100	5.8		3,325.11	020800	194.9
	2,924.27	000100	197.2		3,353.68	000100	36.8
	2,931.51	000100	15.4		3,360.52	000100	36.8
	2,965.16	000100	46.5		3,375.00	013800	17.6
	2,983.94	017800	4.8		3,378.45	000100	6.6
	2,992.58	000100	22.4		3,400.00	000100	2.3
	2,993.12	000100	3.7		3,400.00	024800	5.1
	2,995.94	000100	2.6		3,402.61	000100	13.0
	2,996.00	000100	69.9		3,404.48	000100	2.7
	2,996.59	000100	23.2		3,419.88	000100	114.9
	2,997.00	000100	2.8		3,454.00	000100	78.8
	3,000.00	000100	508.3		3,500.00	000100	279.3
	3,000.00	013700	0.5		3,500.00	014100	7.5

**TABLE 8: BASE PRICE PAID TO GROWERS FOR GRAPES CRUSHED AND DELIVERED TO CALIFORNIA PROCESSORS FROM THE 2016 CROP WITH BRIX FACTORS AND PURCHASED TONNAGE, BY TYPE, VARIETY, REPORTING DISTRICT WHERE GROWN, AND WEIGHTED AVERAGE BASE PRICE**

District, Type, and Variety	Base Price	Brix	Tons	District, Type, and Variety	Base Price	Brix	Tons
	Per Ton	Factors			Per Ton	Factors	
	Dollars	Code a/			Dollars	Code a/	
<b>DISTRICT 3 (Cont'd)</b>					6,163.58	021500	22.0
Cabernet Sauvignon (Cont'd)	3,500.00	017400	2.8		6,240.00	000100	3.3
	3,500.00	021000	5.7		6,283.00	000100	8.8
	3,500.00	021200	0.8		6,283.00	021800	1.3
	3,500.00	024500	6.3		6,300.00	000100	10.0
	3,500.00	024800	6.4		6,500.00	000100	24.2
	3,525.00	000100	46.5		6,875.00	000100	9.2
	3,526.47	000100	38.8		7,000.00	000100	4.3
	3,541.00	024800	1.0		7,684.00	000100	4.6
	3,578.79	000100	25.1		8,000.00	000100	30.1
	3,600.00	000100	29.6		8,719.73	013600	22.2
	3,632.00	000100	29.7		9,000.00	000100	5.5
	3,644.66	000100	25.5		10,000.00	000100	3.1
	3,650.00	000100	6.9		11,275.00	000100	4.7
	3,700.00	000100	23.4		12,000.00	000100	4.4
	3,750.00	025300	5.6		12,500.00	000100	27.4
	3,750.01	000100	81.3		17,340.00	000100	2.7
	3,769.70	017800	29.7	Wtd. Avg. Base & Total Tons	2,966.49		24,028.5
	3,780.00	000100	4.5				
	3,800.00	000100	91.0	Cargnane	600.00	028100	0.5
	3,800.00	021200	23.9		1,200.00	017400	7.2
	3,800.00	021600	3.3		1,500.00	000100	12.7
	3,800.00	024300	1.7		1,800.00	000100	11.9
	3,800.00	025100	35.3		1,800.00	014100	1.5
	3,805.02	000100	338.0		1,950.00	000100	1.7
	3,830.00	017200	3.8		1,974.91	000100	20.8
	3,900.00	000100	20.8		2,000.00	000100	25.1
	3,904.48	000100	51.9		2,000.00	024800	0.5
	3,913.85	024800	21.7		2,015.71	000100	22.7
	3,922.00	000100	9.5		2,055.59	000100	27.5
	4,000.00	000100	260.8		2,100.00	000100	2.6
	4,000.00	014400	17.8		2,150.00	026800	4.9
	4,000.00	017200	4.1		2,150.00	027600	6.6
	4,000.00	017400	13.1		2,181.89	000100	43.1
	4,000.00	021000	10.2		2,195.62	000100	1.7
	4,000.00	021500	26.8		2,200.00	000100	1.4
	4,000.00	021600	4.5		2,300.00	000100	0.4
	4,000.00	022700	4.3		2,400.00	000100	39.2
	4,000.00	024800	2.8		2,500.00	000100	13.0
	4,000.00	025100	2.7		2,587.45	000100	5.5
	4,000.00	027600	5.9		2,618.06	000100	4.7
	4,000.00	027800	1.2		2,700.00	000100	1.6
	4,025.00	000100	25.6		2,700.00	013800	2.4
	4,068.14	021500	16.7		2,800.00	000100	21.0
	4,080.00	000100	10.1		2,800.00	024800	2.9
	4,085.00	000100	32.6		3,000.00	000100	13.8
	4,085.37	000100	34.5		3,000.00	021000	1.2
	4,150.00	000100	4.1		3,700.00	000100	4.2
	4,168.00	002600	5.7		3,850.00	024500	1.9
	4,250.00	000100	21.4		4,000.00	000100	2.1
	4,300.00	000100	42.2		4,000.00	025300	0.9
	4,350.00	000100	4.7		4,500.00	000100	3.0
	4,400.00	000100	5.7	Wtd. Avg. Base & Total Tons	2,276.39		310.2
	4,463.55	000100	64.1				
	4,500.00	000100	45.8	Carmenere	2,350.00	000100	2.0
	4,500.00	002200	7.1	Wtd. Avg. Base & Total Tons	2,350.00		2.0
	4,500.00	017800	2.5				
	4,600.00	000100	2.0	Ciliegiolo	2,300.00	000100	1.4
	4,634.01	000100	47.2		2,400.00	017200	1.5
	4,750.00	000100	64.2	Wtd. Avg. Base & Total Tons	2,351.72		2.9
	4,841.00	000100	9.2				
	4,918.30	000100	89.5	Cinsaut *	2,100.00	000100	1.9
	5,000.00	000100	523.2		2,500.00	000100	1.4
	5,000.00	025400	25.8		2,500.00	013600	2.8
	5,013.00	000100	10.7		2,800.00	000100	3.0
	5,112.82	013600	41.0		3,000.00	000100	6.5
	5,150.00	000100	10.3		3,200.00	000100	0.5
	5,300.00	017200	7.0	Wtd. Avg. Base & Total Tons	2,732.30		16.1
	5,304.39	000100	49.7				
	5,500.00	000100	6.8	Counoise	1,800.00	024500	1.5
	5,500.00	023100	10.0		2,800.00	000100	0.9
	5,800.00	013800	34.1	Wtd. Avg. Base & Total Tons	2,175.00		2.4
	6,000.00	000100	27.4				

**TABLE 8: BASE PRICE PAID TO GROWERS FOR GRAPES CRUSHED AND DELIVERED TO CALIFORNIA PROCESSORS FROM THE 2016 CROP WITH BRIX FACTORS AND PURCHASED TONNAGE, BY TYPE, VARIETY, REPORTING DISTRICT WHERE GROWN, AND WEIGHTED AVERAGE BASE PRICE**

District, Type, and Variety	Base Price	Brix	Tons	District, Type, and Variety	Base Price	Brix	Tons
	Per Ton	Factors			Per Ton	Factors	
	Dollars	Code a/			Dollars	Code a/	
<b>DISTRICT 3 (Cont'd)</b>					3,750.00	017800	1.1
Dolcetto	2,200.00	000100	2.7		3,770.10	027800	4.0
	2,300.00	000100	2.1		4,168.29	013600	14.0
	2,400.00	000100	1.6		4,250.00	000100	7.7
	2,500.00	013070	0.6		4,250.00	013600	0.9
	2,600.00	000100	2.3		4,250.00	017800	1.7
	2,950.00	000100	2.5		4,250.00	025400	1.8
Wtd. Avg. Base & Total Tons	2,497.03		11.8		4,400.00	024800	1.0
					4,500.00	021800	2.8
Gamay (Napa) *	1,000.00	010700	2.4		5,000.00	000100	8.2
	1,200.00	011400	0.3		5,500.00	000100	9.4
	2,500.00	013100	1.6		5,657.38	013600	2.5
Wtd. Avg. Base & Total Tons	1,863.33		6.0	Wtd. Avg. Base & Total Tons	2,995.16		393.8
				Malbec	1,000.00	000100	1.0
Grenache *	750.00	000100	2.0		1,200.00	000100	0.5
	1,000.00	010600	0.8		1,300.00	000100	43.3
	1,341.00	000100	0.5		1,703.78	000100	24.1
	1,651.07	000100	4.8		1,800.00	000100	7.2
	1,790.49	021500	0.7		1,879.52	000100	25.5
	1,800.00	000100	7.2		1,900.00	000100	16.0
	1,850.00	013600	20.0		2,000.00	000100	40.2
	1,900.00	000100	17.6		2,000.00	028000	1.9
	2,000.00	000100	3.5		2,200.00	000100	16.5
	2,000.00	013600	0.4		2,300.00	000100	11.4
	2,000.00	017800	0.5		2,319.11	017600	5.9
	2,000.00	029125	5.0		2,319.11	017800	3.3
	2,020.79	000100	4.5		2,325.00	000100	13.7
	2,200.00	000100	3.2		2,400.00	000100	88.5
	2,300.00	000100	5.1		2,400.00	024500	10.2
	2,300.00	011300	3.0		2,412.09	000100	12.1
	2,350.00	000100	0.8		2,415.00	000100	2.8
	2,400.00	000100	12.1		2,416.00	000100	4.4
	2,400.00	013400	1.0		2,435.07	000100	8.1
	2,450.00	000100	2.0		2,457.00	000100	45.4
	2,450.00	017800	2.4		2,500.00	000100	28.6
	2,500.00	000100	13.4		2,500.00	014100	5.8
	2,500.00	013800	3.3		2,500.00	060505	0.4
	2,600.00	000100	2.5		2,519.00	000100	18.8
	2,600.00	017200	2.4		2,519.26	000100	8.9
	2,675.00	000100	10.7		2,519.26	019300	15.7
	2,700.00	000100	14.0		2,531.00	000100	2.1
	2,780.79	000100	2.4		2,550.00	000100	42.7
	2,786.35	000100	14.4		2,600.00	000100	31.5
	2,800.00	000100	9.1		2,600.00	019200	41.5
	2,800.00	024800	2.0		2,607.13	000100	20.5
	2,850.00	000100	25.7		2,639.73	000100	0.6
	2,866.94	000100	6.3		2,650.00	000100	35.8
	2,900.00	000100	6.0		2,652.25	000100	10.2
	2,901.00	000100	8.9		2,667.11	000100	5.0
	2,993.00	000100	6.3		2,686.19	025100	1.7
	3,000.00	000100	19.4		2,700.00	000100	52.4
	3,000.00	011400	2.9		2,750.00	000100	5.8
	3,000.00	012900	2.8		2,771.19	000100	17.6
	3,100.00	000100	5.2		2,771.19	023100	35.1
	3,150.00	025100	3.9		2,800.00	000100	63.1
	3,150.00	028100	2.5		2,800.00	025100	15.3
	3,191.86	000100	6.6		2,825.00	021000	2.7
	3,200.00	000100	2.2		2,867.50	000100	6.5
	3,225.00	000100	9.4		2,882.11	000100	4.9
	3,300.00	021200	4.1		2,897.15	019300	16.5
	3,500.00	000100	0.8		2,900.00	000100	9.0
	3,500.00	017400	2.4		2,903.66	000100	2.9
	3,500.00	027600	1.9		2,951.50	000100	7.3
	3,500.00	028100	3.0		2,967.52	000100	0.9
	3,525.00	000100	6.3		3,000.00	000100	3.1
	3,575.55	000100	14.5		3,023.11	000100	4.0
	3,583.33	000100	8.0		3,115.59	000100	6.6
	3,600.00	000100	6.5		3,200.00	000100	50.4
	3,600.00	017000	2.0		3,200.00	024500	1.5
	3,600.00	024800	2.8		3,237.10	021500	16.1
	3,650.00	025100	2.5		3,250.00	000100	2.2
	3,750.00	000100	4.5		3,275.00	000100	17.0

**TABLE 8: BASE PRICE PAID TO GROWERS FOR GRAPES CRUSHED AND DELIVERED TO CALIFORNIA PROCESSORS FROM THE 2016 CROP WITH BRIX FACTORS AND PURCHASED TONNAGE, BY TYPE, VARIETY, REPORTING DISTRICT WHERE GROWN, AND WEIGHTED AVERAGE BASE PRICE**

District, Type, and Variety	Base Price	Brix	Tons	District, Type, and Variety	Base Price	Brix	Tons
	Per Ton	Factors			Per Ton	Factors	
	Dollars	Code a/			Dollars	Code a/	
<b>DISTRICT 3 (Cont'd)</b>					1,600.00	024500	44.7
Malbec (Cont'd)	3,353.66	000100	9.8		1,625.00	000100	46.9
	3,361.61	024800	10.0		1,632.00	000100	14.2
	3,450.00	000100	6.3		1,637.41	000100	39.0
	3,500.00	017400	2.6		1,648.00	000100	14.3
	3,500.00	025100	4.1		1,650.00	000100	590.3
	3,600.00	000100	3.5		1,650.00	020800	39.5
	3,650.33	000100	3.2		1,653.50	000100	197.9
	3,692.62	000100	1.4		1,656.24	000100	40.5
	3,700.00	021500	2.3		1,656.85	000100	23.7
	3,741.00	000100	2.0		1,696.00	000100	22.0
	3,876.02	000100	6.1		1,699.92	000100	102.8
	3,914.00	000100	2.4		1,699.92	017000	7.6
	3,954.00	000100	3.2		1,699.92	023100	33.5
	4,000.00	000100	12.7		1,700.00	000100	625.6
	4,000.00	017200	3.2		1,700.00	014000	12.5
	4,050.00	017200	5.2		1,700.00	015500	104.2
	4,100.00	000100	5.6		1,700.00	019200	10.4
	4,283.00	000100	3.9		1,700.00	020800	153.6
	4,500.00	000100	4.5		1,700.00	024500	160.8
	5,000.00	000100	1.9		1,700.40	000100	156.7
	6,000.00	000100	1.8		1,700.40	021200	34.4
	8,000.00	000100	0.3		1,702.11	000100	93.1
Wtd. Avg. Base & Total Tons	2,629.77		1,088.7		1,713.40	000100	2.3
					1,715.00	021200	3.1
Mataro *	750.00	000100	0.9		1,715.31	000100	7.5
	1,341.00	000100	0.3		1,715.32	000100	1.8
	1,800.00	029125	1.9		1,717.25	020800	169.5
	2,000.00	000100	602.7		1,718.24	000100	6.9
	2,000.00	021000	1.0		1,724.92	000100	20.3
	2,350.00	000100	0.6		1,733.19	000100	23.8
	2,500.00	000100	3.7		1,734.00	000100	55.1
	2,600.00	000100	7.6		1,734.41	000100	12.7
	2,700.00	000100	1.0		1,735.71	000100	40.3
	2,700.00	013600	0.1		1,750.00	000100	452.8
	2,858.00	000100	14.4		1,750.00	007800	2.0
	2,935.50	000100	3.1		1,750.00	020800	1.4
	3,000.00	000100	3.8		1,760.00	000100	73.0
	3,055.69	000100	1.0		1,767.49	000100	41.6
	3,235.00	000100	2.6		1,775.00	000100	54.2
	3,300.00	000100	1.8		1,775.82	000100	31.0
	3,390.49	000100	4.9		1,785.00	000100	39.6
	3,450.00	000100	2.1		1,785.42	000100	71.4
	3,500.00	000100	4.0		1,786.70	000100	103.6
	3,500.00	013600	1.0		1,800.00	000100	1,815.1
	3,500.00	017400	0.3		1,800.00	019300	186.8
	3,500.00	021500	1.1		1,800.00	024800	7.0
	3,535.07	024800	2.5		1,818.91	000100	15.7
	3,850.00	024500	0.9		1,826.58	000100	45.5
	4,250.00	000100	1.8		1,828.05	000100	32.9
	4,250.00	013600	0.2		1,850.00	000100	428.2
	5,000.00	000100	3.7		1,856.88	000100	11.2
	6,530.46	013600	1.8		1,865.25	000100	28.0
Wtd. Avg. Base & Total Tons	2,119.36		670.8		1,869.91	000100	46.3
					1,870.00	000100	7.3
Merlot	400.00	021500	0.6		1,886.86	000100	5.2
	430.00	000100	35.4		1,887.00	000100	26.1
	600.00	024500	3.5		1,888.06	013600	91.0
	1,000.00	000100	31.0		1,888.98	000100	9.0
	1,000.00	014100	10.1		1,894.91	000100	30.1
	1,100.00	000100	13.1		1,900.00	000100	487.3
	1,150.00	000100	1.8		1,900.00	017200	45.5
	1,350.00	000100	42.1		1,900.00	024500	4.4
	1,350.00	021500	14.5		1,907.26	000100	26.6
	1,393.81	000100	56.9		1,909.62	000100	75.7
	1,400.00	000100	245.0		2,000.00	000100	355.1
	1,450.00	000100	7.9		2,000.00	017400	6.2
	1,450.00	021500	40.1		2,000.00	017600	6.7
	1,500.00	000100	218.6		2,000.00	060505	2.0
	1,550.00	000100	54.4		2,015.71	000100	19.5
	1,550.00	013600	2.3		2,025.00	014400	3.4
	1,591.00	000100	11.8		2,039.90	000100	1.4
	1,600.00	000100	174.7		2,039.90	017800	10.9

**TABLE 8: BASE PRICE PAID TO GROWERS FOR GRAPES CRUSHED AND DELIVERED TO CALIFORNIA PROCESSORS FROM THE 2016 CROP WITH BRIX FACTORS AND PURCHASED TONNAGE, BY TYPE, VARIETY, REPORTING DISTRICT WHERE GROWN, AND WEIGHTED AVERAGE BASE PRICE**

District, Type, and Variety	Base Price	Brix	Tons	District, Type, and Variety	Base Price	Brix	Tons
	Per Ton	Factors			Per Ton	Factors	
	Dollars	Code a/			Dollars	Code a/	
<b>DISTRICT 3 (Cont'd)</b>				Nebbiolo	1,800.00	000100	3.7
Merlot (Cont'd)	2,050.00	000100	111.1		2,000.00	000100	6.0
	2,088.60	000100	19.4	Wtd. Avg. Base & Total Tons	1,923.71		9.7
	2,100.00	000100	45.7	Negroamaro	2,600.00	000100	0.7
	2,100.00	024500	2.3	Wtd. Avg. Base & Total Tons	2,600.00		0.7
	2,126.11	020800	88.0	Nero D'Avola *	2,600.00	000100	1.6
	2,200.00	000100	25.1	Wtd. Avg. Base & Total Tons	2,600.00		1.6
	2,200.00	017200	6.0	Petit Verdot	400.00	027600	2.5
	2,200.00	019200	70.2		1,500.00	000100	0.5
	2,200.00	025100	1.7		1,800.00	000100	1.5
	2,250.00	000100	8.5		2,000.00	000100	0.5
	2,283.31	000100	28.9		2,000.00	021000	0.8
	2,290.00	000100	6.2		2,000.00	029125	1.2
	2,300.00	000100	15.7		2,300.00	024800	2.3
	2,312.06	000100	41.6		2,325.00	000100	17.7
	2,321.18	000100	24.4		2,347.84	000100	6.4
	2,327.10	000100	11.9		2,377.95	000100	14.0
	2,359.63	000100	8.1		2,400.00	000100	9.2
	2,400.00	000100	141.4		2,400.00	024500	2.0
	2,400.00	025100	4.0		2,478.94	000100	13.9
	2,403.65	000100	48.3		2,500.00	000100	3.2
	2,500.00	000100	82.9		2,500.00	024500	3.2
	2,500.00	014100	5.4		2,529.67	013600	3.4
	2,500.00	025100	2.1		2,600.00	000100	34.0
	2,518.03	000100	14.8		2,649.00	000100	3.8
	2,572.11	000100	8.6		2,650.00	000100	19.1
	2,572.98	000100	8.9		2,667.28	000100	13.1
	2,573.00	000100	11.7		2,668.82	017800	4.0
	2,575.00	000100	4.3		2,675.18	000100	11.7
	2,593.09	000100	11.4		2,700.00	000100	49.2
	2,599.21	000100	13.4		2,750.00	000100	2.6
	2,750.00	000100	2.9		2,800.00	000100	6.4
	2,800.00	000100	3.2		2,800.00	024800	3.0
	2,800.00	021500	2.6		2,832.74	025100	1.6
	2,808.31	000100	8.2		2,833.00	000100	7.1
	2,900.00	000100	8.3		2,845.59	000100	0.9
	2,900.00	023400	8.6		2,850.00	000100	10.2
	3,000.00	013800	15.3		2,855.86	000100	3.1
	3,364.23	000100	4.9		2,900.00	000100	48.9
	3,500.00	021200	12.7		2,900.00	014100	1.2
	3,571.00	000100	9.3		2,900.00	024800	0.8
	3,600.00	000100	3.1		2,900.00	000100	0.8
	3,621.34	000100	3.0		2,958.00	000100	28.7
	3,650.00	000100	0.9		2,991.86	000100	3.0
	4,000.00	000100	4.9		3,000.00	020800	1.8
	5,766.75	013600	7.9		3,060.00	000100	4.7
	6,875.00	000100	2.9		3,104.05	000100	0.8
	7,000.00	013600	6.1		3,200.00	000100	2.0
	8,000.00	000100	1.2		3,202.58	000100	4.0
	8,500.00	000100	3.9		3,300.00	000100	8.0
	17,340.00	000100	2.5		3,325.00	000100	36.1
Wtd. Avg. Base & Total Tons	1,815.04		9,560.4		3,450.00	000100	5.3
Meunier *	1,800.00	000100	36.9		3,478.57	024800	3.6
	2,200.00	014100	18.8		3,500.00	000100	5.7
	2,350.00	000100	14.9		3,500.00	014400	2.7
	2,398.77	000100	3.2		3,500.00	021200	2.1
	2,400.00	000100	23.9		3,508.00	000100	2.8
	2,500.00	000100	7.6		3,525.00	000100	2.0
	2,700.00	000100	25.3		3,557.29	000100	2.8
	2,990.00	000100	10.4		3,569.65	000100	1.9
	3,600.00	000100	5.3		3,602.91	000100	1.7
	3,750.00	000100	6.3		3,626.00	000100	1.1
	3,900.00	011300	2.1		3,800.00	000100	3.4
	4,202.50	000100	1.7		4,000.00	000100	2.9
Wtd. Avg. Base & Total Tons	2,457.01		156.4		4,000.00	017400	4.8
Montepulciano	1,500.00	021500	0.9		4,080.00	000100	4.3
	2,600.00	000100	1.0		4,100.00	000100	7.2
	3,000.00	000100	0.1		4,500.00	000100	5.7
	5,000.00	000100	9.3		5,000.00	000100	3.0
Wtd. Avg. Base & Total Tons	4,491.15		11.3		5,814.00	000100	0.8

**TABLE 8: BASE PRICE PAID TO GROWERS FOR GRAPES CRUSHED AND DELIVERED TO CALIFORNIA PROCESSORS FROM THE 2016 CROP WITH BRIX FACTORS AND PURCHASED TONNAGE, BY TYPE, VARIETY, REPORTING DISTRICT WHERE GROWN, AND WEIGHTED AVERAGE BASE PRICE**

District, Type, and Variety	Base Price	Brix	Tons	District, Type, and Variety	Base Price	Brix	Tons
	Per Ton	Factors			Per Ton	Factors	
	Dollars	Code a/			Dollars	Code a/	
<b>DISTRICT 3 (Cont'd)</b>					2,883.53	000100	14.2
Petit Verdot (Cont'd)	6,875.00	000100	1.6		2,900.00	000100	15.6
	12,000.00	000100	2.1		2,937.67	000100	19.2
	17,340.00	000100	0.8		2,950.00	000100	2.2
Wtd. Avg. Base & Total Tons	2,976.71		473.2		2,967.30	000100	20.3
					2,985.91	000100	2.2
Petite Sirah	600.00	028100	0.8		2,993.12	000100	3.8
	940.00	000100	22.1		3,000.00	000100	114.8
	1,068.00	017400	2.6		3,071.23	000100	7.9
	1,137.21	000100	8.1		3,129.17	000100	22.5
	1,350.00	000100	1.9		3,150.00	025400	16.1
	1,400.00	000100	4.5		3,197.25	000100	18.0
	1,500.55	017400	54.3		3,200.00	000100	21.7
	1,725.00	000100	8.7		3,200.00	024500	0.5
	1,800.00	017400	5.3		3,206.00	000100	5.4
	1,857.11	000100	22.3		3,250.00	000100	3.7
	2,000.00	000100	19.3		3,265.00	000100	26.9
	2,000.00	021000	2.0		3,296.00	000100	6.0
	2,100.00	027800	4.4		3,300.00	000100	1.0
	2,160.00	000100	0.5		3,394.34	000100	1.2
	2,200.00	000100	3.0		3,400.00	000100	8.2
	2,200.00	014000	4.7		3,417.24	023400	0.9
	2,210.00	000100	11.1		3,450.00	000100	9.9
	2,250.00	021500	18.9		3,500.00	000100	9.7
	2,300.00	024800	4.0		3,500.00	017400	12.6
	2,325.00	000100	34.9		3,500.00	017800	1.1
	2,400.00	000100	23.5		3,588.00	000100	32.9
	2,400.00	017600	1.6		3,600.00	000100	2.4
	2,450.00	000100	4.6		3,666.32	000100	6.7
	2,461.00	000100	5.0		3,675.00	000100	10.8
	2,462.34	000100	34.3		3,700.00	000100	6.1
	2,472.00	000100	7.3		3,750.00	000100	2.6
	2,500.00	000100	47.6		3,800.00	000100	1.4
	2,500.00	013800	14.6		3,800.00	014000	31.4
	2,500.00	029200	8.6		3,800.00	025400	28.0
	2,500.00	064440	4.1		3,950.00	000100	9.7
	2,500.00	067945	23.7		4,000.00	000100	1.0
	2,519.00	000100	53.9		4,000.00	017200	3.6
	2,543.00	000100	11.3		4,000.00	025100	3.0
	2,549.02	000100	14.2		4,100.00	000100	12.1
	2,550.00	000100	4.3		4,200.00	000100	15.9
	2,572.50	000100	15.2		4,225.00	000100	15.3
	2,600.00	000100	89.1		4,300.00	000100	1.4
	2,600.00	020800	2.3		4,336.38	000100	1.8
	2,650.00	000100	11.1		4,350.00	000100	4.1
	2,667.00	000100	59.3		4,500.00	000100	9.2
	2,675.00	000100	8.5		5,000.00	000100	1.1
	2,700.00	000100	58.6		5,000.00	025400	9.9
	2,710.24	067952	1.7		5,200.00	000100	1.0
	2,715.00	000100	4.7	Wtd. Avg. Base & Total Tons	2,800.23		1,762.1
	2,715.00	017600	0.7				
	2,715.00	021000	1.6	Pinot Noir	500.00	000100	1.2
	2,715.79	000100	21.9		500.00	024500	0.2
	2,715.79	024500	11.7		700.00	000100	1.7
	2,721.00	000100	11.0		750.00	000100	14.4
	2,721.02	000100	13.9		850.00	000100	1.0
	2,721.02	023000	2.2		1,000.00	000100	14.0
	2,721.02	059700	4.2		1,500.00	000100	13.5
	2,725.00	013600	0.9		1,550.38	000100	3.6
	2,750.00	000100	17.0		1,651.07	000100	22.9
	2,750.00	024500	18.3		1,750.00	000100	1.0
	2,770.13	000100	9.0		1,850.00	006650	146.2
	2,775.96	000100	31.4		2,000.00	000100	331.4
	2,800.00	000100	109.9		2,100.00	000100	213.0
	2,800.00	012885	0.5		2,200.00	000100	121.7
	2,800.00	024800	2.3		2,300.00	000100	1.7
	2,800.00	028100	2.0		2,350.00	000100	57.9
	2,805.00	000100	8.0		2,353.00	060505	3.3
	2,824.42	000100	8.0		2,353.79	000100	21.9
	2,827.75	000100	143.9		2,400.00	000100	11.6
	2,828.33	000100	17.3		2,450.00	000100	9.0
	2,851.58	000100	3.7		2,470.00	000100	20.2
	2,880.00	025100	3.2		2,500.00	000100	460.5



**TABLE 8: BASE PRICE PAID TO GROWERS FOR GRAPES CRUSHED AND DELIVERED TO CALIFORNIA PROCESSORS FROM THE 2016 CROP WITH BRIX FACTORS AND PURCHASED TONNAGE, BY TYPE, VARIETY, REPORTING DISTRICT WHERE GROWN, AND WEIGHTED AVERAGE BASE PRICE**

District, Type, and Variety	Base Price	Brix	Tons	District, Type, and Variety	Base Price	Brix	Tons
	Per Ton	Factors			Per Ton	Factors	
	Dollars	Code a/			Dollars	Code a/	
<b>DISTRICT 3 (Cont'd)</b>					3,175.00	000100	250.7
Pinot Noir (Cont'd)	2,500.00	014100	17.9		3,182.70	000100	35.3
	2,500.00	020800	6.2		3,193.00	000100	23.6
	2,500.00	024400	3.9		3,200.00	000100	1,230.9
	2,500.00	025400	15.0		3,200.00	007900	27.4
	2,550.00	000100	15.8		3,200.00	020600	7.5
	2,592.54	000100	5.2		3,200.00	023000	24.9
	2,600.00	000100	216.2		3,200.00	024500	127.3
	2,650.00	000100	31.7		3,202.50	000100	54.6
	2,694.61	000100	13.3		3,225.00	000100	18.3
	2,700.00	000100	488.3		3,225.00	021000	67.8
	2,730.00	000100	194.6		3,244.62	000100	25.5
	2,750.00	000100	33.7		3,250.00	000100	106.1
	2,750.00	025400	1.9		3,250.00	012900	4.5
	2,762.00	017400	22.8		3,250.00	021000	2.3
	2,800.00	000100	351.4		3,250.00	022900	63.4
	2,800.00	013600	13.3		3,255.78	000100	47.1
	2,800.00	014100	4.2		3,255.82	000100	37.7
	2,800.00	020600	16.1		3,258.71	000100	2.8
	2,800.00	024500	48.0		3,264.36	000100	213.7
	2,800.00	027800	12.1		3,275.00	000100	48.1
	2,814.99	013800	8.3		3,290.00	000100	11.4
	2,815.05	013800	13.3		3,296.00	000100	13.5
	2,815.16	013800	15.7		3,298.90	000100	26.6
	2,830.00	000100	4.9		3,300.00	000100	397.2
	2,850.00	000100	439.2		3,300.00	002200	7.0
	2,860.50	000100	5.4		3,300.00	011800	18.6
	2,900.00	000100	304.4		3,300.00	017000	109.7
	2,900.00	011800	0.7		3,300.00	017200	2.9
	2,900.00	017400	71.4		3,300.00	021000	103.9
	2,900.00	024500	160.9		3,300.00	022800	123.0
	2,913.12	000100	5.9		3,300.00	024300	21.2
	2,922.22	021500	53.8		3,300.00	024500	143.9
	2,924.00	000100	2.0		3,307.50	000100	98.4
	2,940.00	000100	4.0		3,312.00	022900	10.2
	2,950.00	000100	46.9		3,320.85	000100	16.0
	2,950.00	024500	44.7		3,325.00	000100	50.6
	2,955.00	000100	4.2		3,341.84	000100	11.9
	2,960.92	000100	13.7		3,350.00	000100	73.4
	2,975.00	000100	280.9		3,355.00	070583	742.0
	2,983.00	000100	1.0		3,375.64	022800	67.0
	2,985.00	024500	78.6		3,387.34	000100	18.0
	2,990.00	000100	30.9		3,392.47	022800	76.0
	3,000.00	000100	1,199.7		3,394.88	000100	41.1
	3,000.00	013400	194.4		3,400.00	000100	183.9
	3,000.00	013600	2.1		3,400.00	017200	150.2
	3,000.00	013800	6.4		3,400.00	024300	4.6
	3,000.00	017000	0.5		3,400.00	024500	2.8
	3,000.00	017400	3.5		3,409.53	000100	105.8
	3,000.00	020800	2.2		3,409.54	000100	165.3
	3,000.00	021000	1.0		3,416.71	000100	16.2
	3,000.00	024500	99.3		3,417.36	000100	56.2
	3,000.00	025100	31.8		3,420.00	000100	45.2
	3,000.00	025400	1.4		3,425.00	000100	90.0
	3,041.24	000100	20.1		3,425.85	011800	12.7
	3,049.38	000100	25.2		3,429.21	000100	25.6
	3,050.00	024500	93.6		3,437.50	000100	69.0
	3,053.74	000100	44.7		3,455.69	000100	13.9
	3,076.00	000100	23.1		3,475.00	000100	161.7
	3,076.61	000100	69.3		3,475.00	021100	144.9
	3,077.50	000100	5.6		3,495.04	000100	459.0
	3,100.00	000100	201.6		3,500.00	000100	793.5
	3,100.00	014100	10.0		3,500.00	014100	12.0
	3,100.00	017400	1.7		3,500.00	016300	1.9
	3,100.00	024300	24.4		3,500.00	017400	4.7
	3,113.00	000100	4.0		3,500.00	017900	20.2
	3,121.20	000100	5.2		3,500.00	020600	3.4
	3,136.48	000100	364.7		3,500.00	020800	10.6
	3,150.00	000100	124.9		3,500.00	021000	15.8
	3,150.00	021200	55.3		3,500.00	021100	5.7
	3,161.98	000100	8.9		3,500.00	021200	10.0
	3,167.06	024500	273.4		3,500.00	021500	5.0
	3,168.91	000100	29.2		3,500.00	021800	10.1

**TABLE 8: BASE PRICE PAID TO GROWERS FOR GRAPES CRUSHED AND DELIVERED TO CALIFORNIA PROCESSORS FROM THE 2016 CROP WITH BRIX FACTORS AND PURCHASED TONNAGE, BY TYPE, VARIETY, REPORTING DISTRICT WHERE GROWN, AND WEIGHTED AVERAGE BASE PRICE**

District, Type, and Variety	Base Price	Brix	Tons	District, Type, and Variety	Base Price	Brix	Tons
	Per Ton	Factors			Per Ton	Factors	
	Dollars	Code a/			Dollars	Code a/	
<b>DISTRICT 3 (Cont'd)</b>					3,850.00	000100	11.2
Pinot Noir (Cont'd)	3,500.00	022600	2.6		3,864.00	017400	13.7
	3,500.00	024300	37.8		3,867.70	000100	11.1
	3,500.00	024500	176.6		3,870.85	000100	10.9
	3,500.00	024800	0.9		3,888.31	000100	9.4
	3,500.00	025400	21.9		3,900.00	000100	101.9
	3,500.00	027600	1.6		3,905.00	000100	11.4
	3,500.00	064440	13.1		3,937.50	000100	51.3
	3,512.00	000100	26.1		3,950.00	000100	74.4
	3,512.30	000100	192.6		3,958.68	000100	3.4
	3,518.00	000100	13.6		3,964.16	000100	10.3
	3,518.95	000100	336.3		3,968.72	000100	28.9
	3,518.95	014000	3.0		3,971.00	000100	2.3
	3,518.95	017400	10.6		3,974.39	000100	18.2
	3,518.95	019400	2.2		3,981.00	000100	13.6
	3,518.95	021000	294.4		3,990.00	000100	11.1
	3,518.95	022800	377.0		4,000.00	000100	616.9
	3,519.00	000100	61.7		4,000.00	013600	4.4
	3,519.00	021200	3.9		4,000.00	015200	5.2
	3,519.95	000100	23.6		4,000.00	019300	7.2
	3,522.24	000100	248.4		4,000.00	020600	9.5
	3,524.00	000100	2.3		4,000.00	020800	18.3
	3,525.00	000100	11.7		4,000.00	021000	7.0
	3,525.42	000100	157.7		4,000.00	021200	20.9
	3,525.42	022700	92.4		4,000.00	021800	3.6
	3,526.27	000100	22.4		4,000.00	024500	15.6
	3,528.04	000100	154.3		4,000.00	025100	2.8
	3,530.00	000100	11.0		4,010.48	025000	29.7
	3,535.00	000100	15.2		4,017.00	000100	11.5
	3,547.50	000100	16.7		4,027.77	000100	7.1
	3,550.00	000100	13.3		4,053.11	000100	4.8
	3,554.14	000100	11.4		4,055.35	000100	32.8
	3,563.54	000100	18.3		4,061.41	000100	5.1
	3,579.14	000100	68.0		4,070.00	000100	47.1
	3,595.69	000100	96.2		4,079.00	000100	1.0
	3,598.08	000100	83.7		4,100.00	000100	20.5
	3,598.24	017900	20.8		4,100.00	017400	2.1
	3,600.00	000100	513.6		4,100.00	021000	12.3
	3,600.00	013400	7.7		4,100.00	025100	14.2
	3,600.00	022900	44.6		4,113.86	000100	4.3
	3,600.00	024300	5.4		4,120.00	000100	6.7
	3,624.52	000100	26.2		4,142.22	000100	11.3
	3,625.00	000100	59.0		4,146.00	000100	49.0
	3,625.00	017400	16.8		4,147.00	000100	5.6
	3,629.29	000100	7.5		4,160.00	000100	6.6
	3,636.00	000100	33.2		4,161.00	000100	14.4
	3,638.92	000100	11.8		4,181.00	000100	1.5
	3,650.00	000100	32.7		4,183.00	000100	1.1
	3,650.00	024500	17.2		4,200.00	000100	232.9
	3,650.00	058780	6.1		4,200.00	013800	4.3
	3,650.00	059590	6.1		4,200.00	017900	21.4
	3,675.00	000100	18.5		4,200.00	020800	10.8
	3,675.00	021200	9.2		4,200.00	021000	16.0
	3,694.90	021000	42.0		4,200.00	021200	9.6
	3,700.00	000100	189.6		4,200.00	024500	2.6
	3,700.00	013800	43.5		4,200.00	025100	3.2
	3,700.00	020600	5.4		4,202.00	000100	11.2
	3,700.00	024500	44.0		4,209.19	000100	12.6
	3,712.00	000100	17.5		4,225.00	000100	1.3
	3,750.00	000100	247.6		4,250.00	000100	23.0
	3,750.00	002200	37.8		4,250.00	020800	3.8
	3,750.00	017400	13.3		4,250.00	024500	17.2
	3,750.00	021000	4.7		4,287.37	000100	11.0
	3,750.00	024500	19.5		4,299.40	013800	3.6
	3,780.00	000100	23.2		4,299.75	023400	10.5
	3,788.81	000100	50.5		4,300.00	000100	28.8
	3,800.00	000100	293.4		4,300.00	013800	3.7
	3,800.00	017900	4.1		4,302.00	024300	80.2
	3,800.00	020600	5.5		4,305.75	021200	15.4
	3,800.00	020800	4.2		4,323.20	000100	40.5
	3,800.00	024500	12.1		4,344.66	000100	5.6
	3,800.00	025400	54.4		4,398.69	000100	8.6
	3,833.13	000100	10.7		4,399.00	000100	5.3

**TABLE 8: BASE PRICE PAID TO GROWERS FOR GRAPES CRUSHED AND DELIVERED TO CALIFORNIA PROCESSORS FROM THE 2016 CROP WITH BRIX FACTORS AND PURCHASED TONNAGE, BY TYPE, VARIETY, REPORTING DISTRICT WHERE GROWN, AND WEIGHTED AVERAGE BASE PRICE**

District, Type, and Variety	Base Price	Brix	Tons	District, Type, and Variety	Base Price	Brix	Tons
	Per Ton	Factors			Per Ton	Factors	
	Dollars	Code a/			Dollars	Code a/	
<b>DISTRICT 3 (Cont'd)</b>					5,200.00	017200	3.1
Pinot Noir (Cont'd)	4,400.00	000100	18.3		5,208.33	000100	34.4
	4,400.00	021200	7.1		5,250.00	000100	35.4
	4,401.00	017200	13.0		5,251.12	000100	6.3
	4,407.99	000100	21.5		5,263.38	000100	11.5
	4,410.00	020600	27.8		5,300.00	000100	9.9
	4,444.00	000100	8.5		5,300.00	017800	1.8
	4,452.00	020800	5.0		5,300.70	009500	20.6
	4,483.20	000100	34.8		5,302.00	000100	3.3
	4,494.69	000100	18.2		5,327.83	000100	39.2
	4,500.00	000100	434.5		5,349.00	000100	1.4
	4,500.00	011800	6.8		5,366.97	000100	13.1
	4,500.00	013600	3.4		5,397.86	000100	9.9
	4,500.00	014100	1.5		5,399.30	000100	6.2
	4,500.00	016300	6.5		5,400.00	000100	18.6
	4,500.00	017200	9.3		5,414.00	000100	4.0
	4,500.00	017800	3.2		5,414.53	000100	2.7
	4,500.00	017900	37.0		5,431.00	021000	11.6
	4,500.00	020600	10.8		5,461.00	000100	4.1
	4,500.00	020800	15.3		5,500.00	000100	121.1
	4,500.00	021200	17.6		5,500.00	013600	3.5
	4,500.00	022800	4.7		5,500.00	016300	5.1
	4,500.00	024500	2.7		5,500.00	017200	5.8
	4,500.00	025100	3.0		5,500.00	017600	4.5
	4,500.00	025400	25.9		5,500.00	021000	2.9
	4,500.00	027800	35.9		5,500.00	021200	20.5
	4,557.00	000100	7.1		5,500.00	021800	3.2
	4,584.31	000100	39.6		5,500.00	025100	4.8
	4,600.00	000100	15.1		5,500.00	025400	13.1
	4,600.00	011800	4.2		5,512.50	000100	2.8
	4,600.00	020600	32.0		5,517.00	000100	25.6
	4,600.00	024500	12.8		5,534.33	000100	1.7
	4,622.00	000100	8.0		5,600.00	000100	17.4
	4,650.00	000100	23.9		5,600.00	013400	2.0
	4,652.00	000100	8.0		5,600.00	017600	6.2
	4,672.00	017200	17.4		5,600.00	019300	18.2
	4,700.00	000100	11.7		5,600.00	020600	61.1
	4,750.00	000100	48.0		5,600.00	020800	47.4
	4,750.00	024500	1.9		5,610.00	000100	13.0
	4,767.00	000100	7.3		5,630.32	000100	7.2
	4,800.00	000100	40.5		5,648.84	013800	3.5
	4,800.00	017200	2.4		5,654.70	017900	8.4
	4,834.71	000100	32.4		5,666.67	000100	3.2
	4,850.00	000100	1.3		5,669.00	024500	13.1
	4,868.75	000100	25.6		5,700.00	000100	11.8
	4,900.00	000100	13.9		5,700.00	017400	8.0
	4,900.00	020600	23.3		5,708.60	000100	111.5
	4,900.00	024500	1.9		5,745.00	000100	21.0
	4,987.50	019400	3.8		5,750.00	000100	5.7
	5,000.00	000100	308.0		5,764.63	019300	12.1
	5,000.00	013600	6.1		5,768.00	000100	8.9
	5,000.00	013800	5.0		5,800.00	000100	14.5
	5,000.00	014100	1.1		5,800.00	021000	5.8
	5,000.00	016300	3.9		5,820.06	000100	20.2
	5,000.00	017300	10.5		5,826.00	000100	17.3
	5,000.00	017600	4.4		5,834.95	021200	3.6
	5,000.00	017900	14.2		5,863.61	000100	6.4
	5,000.00	020800	3.1		5,871.47	021200	7.9
	5,000.00	021000	5.1		5,898.06	000100	14.7
	5,000.00	021200	6.8		5,900.00	000100	3.5
	5,000.00	021500	38.5		5,902.00	000100	18.7
	5,000.00	021800	5.4		5,916.00	000100	6.7
	5,000.00	024500	6.4		5,917.00	000100	3.9
	5,000.00	025400	1.5		5,926.76	000100	9.0
	5,000.00	027120	2.6		5,939.45	000100	23.4
	5,025.00	000100	22.3		5,980.81	000100	6.9
	5,056.70	020800	322.6		5,983.20	009100	46.2
	5,100.00	000100	2.0		5,999.81	000100	10.8
	5,122.42	017900	38.7		6,000.00	000100	318.4
	5,150.00	000100	38.0		6,000.00	011400	0.5
	5,171.00	000100	17.6		6,000.00	011800	1.9
	5,181.00	020600	19.5		6,000.00	013400	0.6
	5,200.00	000100	73.5		6,000.00	013600	2.9

**TABLE 8: BASE PRICE PAID TO GROWERS FOR GRAPES CRUSHED AND DELIVERED TO CALIFORNIA PROCESSORS FROM THE 2016 CROP WITH BRIX FACTORS AND PURCHASED TONNAGE, BY TYPE, VARIETY, REPORTING DISTRICT WHERE GROWN, AND WEIGHTED AVERAGE BASE PRICE**

District, Type, and Variety	Base Price	Brix	Tons	District, Type, and Variety	Base Price	Brix	Tons
	Per Ton	Factors			Per Ton	Factors	
	Dollars	Code a/			Dollars	Code a/	
<b>DISTRICT 3 (Cont'd)</b>							
Pinot Noir (Cont'd)	6,000.00	020600	17.2	Primitivo	1,950.00	064440	3.9
	6,000.00	020800	3.8		2,200.00	000100	5.8
	6,000.00	021000	5.8		2,350.00	000100	6.2
	6,000.00	021200	2.7		2,400.00	000100	9.5
	6,000.00	024300	9.1		2,450.00	000100	27.4
	6,000.00	025400	7.1		2,500.00	000100	3.9
	6,010.00	000100	5.5		2,600.00	000100	7.3
	6,025.00	000100	3.8		2,700.00	000100	4.9
	6,040.00	000100	24.2		2,750.00	000100	19.8
	6,054.54	000100	17.6		2,900.00	024800	2.6
	6,100.00	000100	14.0		3,000.00	000100	6.0
	6,107.21	000100	18.5		3,174.10	000100	7.3
	6,145.25	000100	17.9		4,500.00	000100	3.2
	6,180.00	000100	27.1	Wtd. Avg. Base & Total Tons	2,638.09		107.8
	6,195.99	000100	20.7				
	6,200.00	000100	44.9	Refosco *	1,500.00	021500	0.7
	6,283.59	000100	19.2	Wtd. Avg. Base & Total Tons	1,500.00		0.7
	6,365.00	000100	2.6				
	6,375.00	000100	5.3	Sagrantino	1,700.00	014100	1.3
	6,380.00	000100	10.7		2,600.00	000100	0.7
	6,386.00	000100	25.6	Wtd. Avg. Base & Total Tons	2,015.00		2.0
	6,393.74	000100	36.1				
	6,400.00	000100	9.7	Sangiovese *	1,498.65	000100	22.9
	6,431.00	000100	2.5		1,500.00	021000	0.5
	6,500.00	000100	70.8		1,500.00	021500	1.9
	6,500.00	013800	1.4		1,700.00	014100	3.6
	6,500.00	017900	3.8		1,850.00	000100	23.4
	6,500.00	020600	10.0		1,900.00	000100	9.2
	6,500.00	021600	15.5		2,000.00	000100	110.0
	6,500.00	024800	1.3		2,000.00	013600	2.7
	6,500.00	027120	2.0		2,000.00	024800	2.5
	6,526.68	000100	24.6		2,200.00	000100	3.0
	6,550.00	000100	10.9		2,200.00	016900	4.4
	6,556.00	000100	73.6		2,244.27	000100	9.4
	6,570.37	000100	17.3		2,300.00	000100	5.6
	6,626.66	000100	3.9		2,300.00	013600	34.4
	6,655.18	000100	24.6		2,300.00	017600	2.8
	6,737.00	000100	2.9		2,300.00	024800	2.1
	6,756.00	000100	6.2		2,304.23	000100	10.6
	6,790.77	000100	4.0		2,400.00	000100	5.5
	6,886.68	000100	43.0		2,450.00	000100	6.8
	6,935.20	000100	17.6		2,500.00	000100	25.8
	6,964.95	000100	3.0		2,500.00	013250	0.6
	7,000.00	000100	37.4		2,700.00	021200	8.7
	7,000.00	021200	3.6		2,800.00	025300	1.9
	7,012.30	000100	121.1		2,850.00	000100	2.4
	7,133.00	020800	7.4		2,917.31	000100	13.6
	7,154.41	000100	1.4		3,000.00	000100	1.4
	7,179.20	000100	12.6		3,100.00	000100	11.2
	7,291.13	000100	5.8		3,450.00	000100	5.2
	7,300.09	000100	15.6		4,500.00	000100	2.3
	7,500.00	000100	30.9		4,800.00	000100	3.4
	7,500.00	013800	2.9		5,200.00	000100	9.3
	7,504.08	000100	3.7	Wtd. Avg. Base & Total Tons	2,314.48		347.1
	7,747.90	000100	27.3				
	7,748.77	000100	66.5	St Laurent	2,000.00	008100	6.4
	8,000.00	000100	3.3		2,200.00	000100	2.2
	8,100.00	017200	22.8		2,400.00	000100	6.2
	8,400.00	000100	10.6		2,500.00	000100	2.5
	8,750.00	000100	7.0	Wtd. Avg. Base & Total Tons	2,241.04		17.3
	8,820.29	000100	6.3				
	8,947.00	000100	4.7	Syrah *	360.00	000100	30.0
	8,969.00	000100	2.4		750.00	000100	0.6
	9,130.10	000100	1.9		1,200.00	011700	5.7
	9,325.45	000100	16.3		1,200.00	017400	0.8
	10,000.00	000100	9.0		1,250.00	000100	2.7
	10,000.00	024500	1.5		1,300.00	000100	18.0
	10,229.07	000100	2.3		1,300.00	017600	0.4
	12,589.00	000100	7.4		1,500.00	000100	2.0
	12,850.00	000100	1.3		1,522.50	000100	16.6
	13,074.00	000100	2.4		1,604.94	000100	23.4
Wtd. Avg. Base & Total Tons	3,677.99		25,862.4		1,606.00	000100	9.3

**TABLE 8: BASE PRICE PAID TO GROWERS FOR GRAPES CRUSHED AND DELIVERED TO CALIFORNIA PROCESSORS FROM THE 2016 CROP WITH BRIX FACTORS AND PURCHASED TONNAGE, BY TYPE, VARIETY, REPORTING DISTRICT WHERE GROWN, AND WEIGHTED AVERAGE BASE PRICE**

District, Type, and Variety	Base Price	Brix	Tons	District, Type, and Variety	Base Price	Brix	Tons
	Per Ton	Factors			Per Ton	Factors	
	Dollars	Code a/			Dollars	Code a/	
<b>DISTRICT 3 (Cont'd)</b>					2,600.00	021200	9.0
Syrah * (Cont'd)	1,651.07	000100	13.0		2,600.00	025100	4.6
	1,700.00	000100	4.1		2,619.44	000100	2.1
	1,750.00	000100	2.0		2,627.00	000100	2.9
	1,785.00	000100	22.4		2,640.00	021200	5.3
	1,785.00	014000	2.1		2,640.00	025400	23.1
	1,798.00	000100	0.4		2,651.42	000100	1.5
	1,799.00	000100	21.8		2,663.42	025000	6.7
	1,800.00	000100	61.9		2,684.79	000100	31.8
	1,800.00	017400	23.1		2,700.00	000100	3.3
	1,800.00	021500	1.6		2,750.00	000100	9.8
	1,800.00	064440	8.0		2,754.09	000100	1.2
	1,850.00	000100	10.6		2,764.69	000100	4.9
	1,866.00	025400	16.2		2,771.07	000100	13.7
	1,884.00	000100	7.1		2,775.00	000100	25.3
	1,900.00	000100	12.2		2,777.00	000100	1.5
	1,950.00	008900	1.3		2,777.68	000100	7.8
	1,999.96	000100	33.5		2,800.00	000100	10.5
	2,000.00	000100	226.9		2,800.00	017400	7.9
	2,000.00	010900	6.8		2,800.00	017800	3.3
	2,000.00	013600	0.6		2,800.00	021200	0.9
	2,000.00	017200	5.0		2,800.00	027800	1.4
	2,000.00	024800	5.5		2,828.26	000100	38.1
	2,000.00	025400	10.0		2,850.00	000100	18.6
	2,028.33	000100	31.6		2,875.00	000100	24.0
	2,054.02	000100	9.8		2,890.00	000100	2.1
	2,066.42	000100	7.5		2,900.00	000100	15.3
	2,083.00	021500	5.3		2,941.52	000100	12.9
	2,087.45	000100	43.2		2,967.44	000100	6.9
	2,100.00	000100	25.5		3,000.00	000100	47.5
	2,175.00	000100	5.4		3,000.00	002300	2.9
	2,200.00	000100	39.5		3,000.00	013800	3.0
	2,200.00	013600	0.9		3,000.00	016800	1.4
	2,200.00	013800	1.0		3,000.00	018000	1.5
	2,200.00	020800	5.8		3,000.00	021200	1.0
	2,219.00	000100	2.6		3,000.00	024800	2.0
	2,250.00	000100	2.9		3,000.00	025400	7.8
	2,257.73	000100	3.0		3,090.00	000100	11.8
	2,260.00	000100	5.0		3,150.00	000100	1.8
	2,275.00	000100	16.5		3,150.00	025300	5.4
	2,300.00	000100	83.7		3,156.00	000100	2.9
	2,300.00	024500	1.1		3,162.37	000100	6.5
	2,300.00	024800	5.3		3,171.00	000100	8.3
	2,333.98	000100	54.2		3,200.00	000100	34.6
	2,350.00	000100	2.7		3,200.00	024500	5.6
	2,350.00	020800	4.9		3,246.32	018000	3.0
	2,350.92	000100	56.7		3,290.00	000100	5.9
	2,383.00	000100	11.6		3,300.00	000100	6.0
	2,400.00	000100	62.9		3,338.00	013600	14.3
	2,400.00	021200	0.3		3,357.71	000100	29.7
	2,400.00	024500	14.2		3,367.00	000100	3.7
	2,417.79	000100	8.6		3,369.43	000100	22.9
	2,419.15	000100	6.2		3,372.00	000100	25.3
	2,450.00	000100	11.5		3,375.00	000100	4.6
	2,475.00	000100	24.3		3,400.00	000100	11.9
	2,500.00	000100	143.0		3,404.48	000100	5.0
	2,500.00	002300	1.7		3,469.11	020800	20.3
	2,500.00	013800	6.7		3,483.86	025100	23.9
	2,500.00	017000	1.4		3,500.00	000100	22.9
	2,500.00	021000	2.2		3,500.00	002300	6.8
	2,500.00	024300	0.7		3,500.00	017400	2.5
	2,500.00	024500	3.2		3,500.00	017800	1.8
	2,519.00	000100	13.9		3,500.00	021000	3.0
	2,519.15	000100	25.1		3,500.00	021600	13.5
	2,522.00	000100	1.9		3,500.00	025300	2.1
	2,525.00	000100	3.3		3,550.00	025100	1.1
	2,525.16	000100	30.3		3,600.00	000100	17.2
	2,560.00	000100	4.3		3,675.00	000100	5.6
	2,565.54	000100	2.4		3,675.00	028100	3.0
	2,575.00	000100	13.1		3,700.00	000100	9.0
	2,599.21	000100	17.6		3,700.00	013400	9.3
	2,600.00	000100	38.2		3,750.00	000100	2.7
	2,600.00	014100	7.3		3,756.38	000100	8.8

**TABLE 8: BASE PRICE PAID TO GROWERS FOR GRAPES CRUSHED AND DELIVERED TO CALIFORNIA PROCESSORS FROM THE 2016 CROP WITH BRIX FACTORS AND PURCHASED TONNAGE, BY TYPE, VARIETY, REPORTING DISTRICT WHERE GROWN, AND WEIGHTED AVERAGE BASE PRICE**

District, Type, and Variety	Base Price	Brix	Tons	District, Type, and Variety	Base Price	Brix	Tons
	Per Ton	Factors			Per Ton	Factors	
	Dollars	Code a/			Dollars	Code a/	
<b>DISTRICT 3 (Cont'd)</b>					1,756.45	024800	6.2
Syrah * (Cont'd)	3,800.00	000100	23.8		1,775.00	000100	11.3
	3,800.00	025300	2.3		1,800.00	000100	17.3
	3,812.00	000100	7.4		1,800.00	014100	1.5
	4,000.00	000100	41.3		1,800.00	021600	5.8
	4,000.00	013100	3.0		1,800.00	024800	2.3
	4,000.00	013400	6.5		1,852.00	000100	3.3
	4,000.00	021000	1.1		1,900.00	000100	52.0
	4,000.00	021200	6.5		2,000.00	000100	108.4
	4,000.00	025100	2.9		2,000.00	014100	5.1
	4,074.10	017200	4.6		2,000.00	017600	0.1
	4,100.00	000100	3.4		2,000.00	021000	1.1
	4,125.00	013600	8.0		2,000.00	024800	0.6
	4,146.87	018000	5.6		2,000.00	025400	5.6
	4,250.00	000100	1.7		2,000.00	025450	1.1
	4,400.00	000100	8.2		2,000.00	040050	1.7
	4,400.00	020800	2.6		2,050.00	000100	31.8
	4,500.00	016300	1.3		2,066.42	000100	1.5
	4,700.00	013400	3.7		2,100.00	000100	53.3
	4,748.76	000100	14.1		2,100.00	014100	19.4
	4,892.27	000100	7.8		2,100.00	027800	2.4
	4,892.90	021200	4.3		2,122.42	000100	27.6
	5,000.00	000100	9.8		2,150.00	000100	3.2
	5,000.00	020800	1.6		2,175.00	000100	5.7
	5,700.00	000100	4.4		2,184.08	000100	12.4
	6,758.00	000100	4.2		2,184.18	000100	27.4
	12,208.45	013600	1.0		2,200.00	000100	191.2
Wtd. Avg. Base & Total Tons	2,596.01		2,382.9		2,200.00	014500	8.9
					2,200.00	024500	17.1
Tannat	1,800.00	021500	0.7		2,200.00	048110	0.6
	2,100.00	000100	1.9		2,250.00	000100	1.0
	2,400.00	000100	1.5		2,250.00	021000	0.6
Wtd. Avg. Base & Total Tons	2,158.54		4.1		2,300.00	000100	211.7
					2,300.00	024500	4.6
Tempranillo *	1,850.00	013600	2.5		2,300.00	024800	9.2
	1,950.00	000100	1.1		2,334.66	000100	12.2
	2,200.00	000100	2.1		2,350.00	000100	98.8
	2,300.00	000100	7.4		2,353.21	000100	145.4
	2,400.00	000100	6.2		2,361.60	027500	11.1
	2,500.00	000100	5.4		2,375.00	000100	35.3
Wtd. Avg. Base & Total Tons	2,299.19		24.7		2,400.00	000100	292.4
					2,400.00	024800	2.8
Teroldego	2,400.00	000100	0.9		2,400.00	025400	17.7
Wtd. Avg. Base & Total Tons	2,400.00		0.9		2,425.00	000100	76.5
					2,428.55	000100	24.7
Tinta Cao	2,400.00	017800	1.0		2,435.00	000100	56.0
	3,000.00	000100	0.8		2,440.07	000100	73.2
	4,100.00	000100	4.0		2,448.00	000100	23.3
Wtd. Avg. Base & Total Tons	3,655.17		5.8		2,450.00	000100	77.7
					2,450.00	020800	37.1
Touriga Nacional *	3,000.00	000100	3.6		2,500.00	000100	724.3
Wtd. Avg. Base & Total Tons	3,000.00		3.6		2,500.00	011800	3.0
					2,500.00	014100	3.4
Trousseau *	3,000.00	013100	1.4		2,500.00	019200	47.2
	4,000.00	013100	0.7		2,500.00	019400	1.5
Wtd. Avg. Base & Total Tons	3,333.33		2.1		2,500.00	021000	1.3
					2,500.00	021600	1.6
Zinfandel	700.00	000100	0.2		2,500.00	024500	3.6
	900.00	024500	1.6		2,500.00	028800	7.3
	1,000.00	000100	24.1		2,500.00	040050	6.4
	1,000.00	017400	7.0		2,500.00	067945	18.9
	1,000.00	029125	2.9		2,521.00	000100	1.0
	1,022.50	000100	58.3		2,530.56	014100	5.0
	1,068.00	017400	3.7		2,550.00	000100	155.3
	1,341.00	000100	0.8		2,550.00	020800	26.6
	1,400.00	000100	17.7		2,550.00	064440	19.5
	1,428.57	024800	5.7		2,553.00	000100	10.0
	1,500.00	000100	14.8		2,562.84	000100	36.5
	1,551.72	024800	3.8		2,567.51	000100	15.5
	1,600.00	000100	2.3		2,573.35	024800	3.3
	1,606.00	000100	17.2		2,575.00	000100	73.0
	1,700.00	000100	4.1		2,600.00	000100	249.7
	1,750.00	000100	12.4		2,600.00	014000	10.4

**TABLE 8: BASE PRICE PAID TO GROWERS FOR GRAPES CRUSHED AND DELIVERED TO CALIFORNIA PROCESSORS FROM THE 2016 CROP WITH BRIX FACTORS AND PURCHASED TONNAGE, BY TYPE, VARIETY, REPORTING DISTRICT WHERE GROWN, AND WEIGHTED AVERAGE BASE PRICE**

District, Type, and Variety	Base Price	Brix	Tons	District, Type, and Variety	Base Price	Brix	Tons
	Per Ton	Factors			Per Ton	Factors	
	Dollars	Code a/			Dollars	Code a/	
<b>DISTRICT 3 (Cont'd)</b>					2,970.52	000100	128.6
Zinfandel (Cont'd)	2,600.00	014100	10.4		2,981.00	000100	12.7
	2,600.00	024500	12.3		2,981.26	000100	11.1
	2,600.00	024800	2.6		2,981.26	024500	4.9
	2,600.00	025100	20.8		2,982.00	000100	6.1
	2,600.00	025400	29.3		2,982.18	017800	5.1
	2,614.09	000100	49.6		2,982.42	000100	4.0
	2,617.28	000100	32.4		2,983.92	000100	43.8
	2,625.00	000100	56.6		3,000.00	000100	429.7
	2,626.00	020800	29.7		3,000.00	016300	3.2
	2,650.00	000100	150.6		3,000.00	021200	2.1
	2,650.00	025400	9.3		3,000.00	021500	0.6
	2,650.00	060485	36.6		3,000.00	021600	2.9
	2,652.25	000100	39.2		3,000.00	024500	3.1
	2,653.02	000100	13.6		3,000.00	024600	11.2
	2,660.82	013600	1.0		3,000.00	024800	3.1
	2,665.00	000100	14.9		3,000.00	025100	29.1
	2,668.55	000100	86.5		3,000.00	025400	36.1
	2,669.63	000100	69.2		3,000.00	031150	5.8
	2,671.71	024800	25.7		3,000.00	040050	3.0
	2,675.00	000100	25.4		3,006.26	000100	24.8
	2,681.29	017600	3.1		3,051.73	000100	10.8
	2,683.41	020800	33.5		3,097.02	028100	42.2
	2,684.37	000100	13.6		3,114.13	024800	2.8
	2,700.00	000100	332.0		3,150.00	000100	24.8
	2,700.00	017200	5.6		3,150.00	025100	4.1
	2,700.00	025400	12.9		3,150.00	025400	7.2
	2,705.30	000100	37.5		3,162.00	000100	14.0
	2,708.00	000100	54.8		3,200.00	000100	98.9
	2,710.00	000100	54.0		3,200.00	024800	3.0
	2,710.24	000100	159.1		3,200.00	025300	3.5
	2,710.24	020800	53.7		3,202.36	025100	5.8
	2,710.24	024500	40.7		3,207.39	000100	49.6
	2,710.24	059700	9.1		3,250.00	000100	28.3
	2,710.24	060909	1.5		3,252.00	000100	16.6
	2,710.24	067952	6.8		3,255.00	017600	0.8
	2,711.07	000100	350.2		3,264.00	000100	7.5
	2,711.07	024500	35.6		3,285.00	000100	11.4
	2,712.00	000100	0.9		3,296.00	000100	25.1
	2,712.00	024800	4.5		3,300.00	000100	67.7
	2,712.65	000100	41.1		3,300.00	024500	12.2
	2,713.00	024800	3.6		3,321.80	000100	10.8
	2,720.00	000100	20.4		3,325.00	000100	5.1
	2,725.00	013600	4.5		3,333.00	025400	5.9
	2,740.00	000100	12.4		3,348.11	000100	157.0
	2,750.00	000100	339.9		3,350.00	000100	12.3
	2,750.00	013800	8.1		3,387.80	017800	4.3
	2,750.00	024500	146.6		3,390.81	000100	21.3
	2,750.00	067967	12.8		3,395.87	000100	9.9
	2,758.34	000100	27.3		3,400.00	000100	37.0
	2,775.00	000100	28.1		3,403.96	020800	129.1
	2,800.00	000100	281.6		3,429.00	000100	5.7
	2,800.00	024500	5.4		3,475.00	000100	12.7
	2,800.00	025400	2.0		3,500.00	000100	85.5
	2,800.00	026700	5.4		3,500.00	017400	7.9
	2,806.65	000100	24.5		3,500.00	017800	2.0
	2,815.14	000100	3.2		3,500.00	025400	32.8
	2,825.00	000100	4.1		3,600.00	000100	12.2
	2,846.62	000100	58.6		3,600.00	014100	1.1
	2,850.00	000100	30.7		3,600.00	025400	2.2
	2,850.00	021200	5.0		3,600.00	060909	1.0
	2,855.50	000100	37.5		3,602.00	000100	3.3
	2,864.00	000100	2.9		3,605.72	000100	3.4
	2,864.43	000100	51.8		3,650.00	000100	35.6
	2,865.00	000100	21.9		3,659.94	000100	20.4
	2,870.74	000100	0.8		3,700.00	000100	78.6
	2,873.73	000100	26.2		3,700.00	025300	8.4
	2,884.00	025400	5.5		3,800.00	000100	47.5
	2,893.33	000100	1,461.1		3,800.00	024800	1.5
	2,900.00	000100	148.4		3,800.00	025300	1.8
	2,900.00	025100	12.1		3,850.00	000100	36.7
	2,950.00	000100	7.3		3,850.00	024500	2.7
	2,959.00	000100	5.1		3,933.22	000100	5.7

**TABLE 8: BASE PRICE PAID TO GROWERS FOR GRAPES CRUSHED AND DELIVERED TO CALIFORNIA PROCESSORS FROM THE 2016 CROP WITH BRIX FACTORS AND PURCHASED TONNAGE, BY TYPE, VARIETY, REPORTING DISTRICT WHERE GROWN, AND WEIGHTED AVERAGE BASE PRICE**

District, Type, and Variety	Base Price	Brix	Tons	District, Type, and Variety	Base Price	Brix	Tons
	Per Ton	Factors			Per Ton	Factors	
	Dollars	Code a/			Dollars	Code a/	
<b>DISTRICT 3 (Cont'd)</b>							
Zinfandel (Cont'd)	3,950.00	000100	47.4	Chardonnay *	200.00	000100	5.3
	3,999.86	000100	13.9		1,100.00	000100	66.0
	3,999.92	000100	23.6		1,200.00	000100	118.7
	4,000.00	000100	125.7		1,200.00	024500	8.0
	4,000.00	017600	1.3		1,250.00	000100	14.2
	4,000.00	024500	2.0		1,500.00	000100	35.7
	4,000.00	024600	15.3		1,600.00	017200	13.6
	4,000.00	024800	10.8		1,600.00	024500	36.3
	4,000.00	025300	27.2		1,666.94	024500	20.0
	4,000.00	025400	6.4		1,773.39	006650	69.5
	4,000.00	027800	3.1		1,800.00	000100	34.1
	4,074.10	024800	21.9		1,800.00	006650	606.5
	4,100.00	000100	3.9		1,800.00	017200	9.6
	4,200.00	000100	58.9		1,817.50	006650	67.7
	4,200.00	025400	1.4		1,850.00	000100	4.0
	4,250.00	000100	18.1		1,850.00	006650	250.2
	4,300.00	000100	52.5		1,850.15	006650	80.4
	4,305.00	000100	53.0		1,866.73	006650	9.0
	4,336.38	000100	6.2		1,872.37	006650	56.3
	4,350.00	000100	90.1		1,872.41	006650	298.7
	4,370.69	024800	1.2		1,889.55	006650	44.6
	4,374.25	000100	23.0		1,900.00	006650	10.8
	4,400.00	000100	19.0		1,903.02	006650	20.3
	4,499.97	000100	30.8		1,918.58	006650	206.9
	4,500.00	000100	23.3		1,953.90	006650	163.2
	4,500.00	024500	1.9		1,982.52	006650	255.0
	4,530.63	000100	5.8		2,000.00	000100	53.6
	4,600.00	025400	7.7		2,000.00	011700	62.1
	4,682.08	024800	1.7		2,000.00	023000	20.2
	4,700.00	000100	3.4		2,011.36	006650	19.7
	4,750.00	000100	2.3		2,025.00	000100	151.2
	4,816.25	024500	23.3		2,037.63	006650	221.2
	4,900.00	024500	7.5		2,040.72	006650	30.5
	5,000.00	000100	31.1		2,061.60	006650	83.0
	5,200.00	000100	10.1		2,069.93	006650	216.9
	5,200.00	025400	8.8		2,100.00	000100	53.1
	5,250.00	000100	5.2		2,100.00	011700	12.1
	5,500.00	000100	17.0		2,150.00	000100	23.7
	5,500.00	025400	5.0		2,150.66	000100	93.3
	6,000.00	000100	3.0		2,200.00	000100	94.6
Wtd. Avg. Base & Total Tons	2,839.76		11,031.3		2,243.33	000100	142.3
					2,250.00	000100	311.2
Other Red b/	1,000.00	000100	0.9		2,275.27	000100	3.4
	2,000.00	000100	11.3		2,284.44	000100	1.3
	2,000.00	013600	0.6		2,300.00	000100	325.9
	2,200.00	013600	1.7		2,310.00	000100	26.3
	2,500.00	000100	2.3		2,336.00	000100	10.2
	2,500.00	013800	6.3		2,350.00	000100	140.3
	2,600.00	000100	1.6		2,350.00	021000	10.2
	2,700.00	000100	6.2		2,370.53	000100	34.8
	2,800.00	000100	6.6		2,374.10	000100	137.6
	2,900.00	000100	9.0		2,400.00	000100	207.2
	3,000.00	000100	21.2		2,400.00	011100	8.6
	3,200.00	000100	11.1		2,400.00	014100	5.2
	3,250.00	000100	5.7		2,400.00	017100	96.9
	3,500.00	000100	8.4		2,400.00	020800	77.0
	3,600.00	000100	10.9		2,400.00	024500	40.2
	3,850.00	000100	56.7		2,415.00	000100	76.9
	4,499.97	000100	7.4		2,425.00	000100	112.8
Wtd. Avg. Base & Total Tons	3,295.41		167.9		2,431.93	000100	76.2
					2,433.31	000100	60.6
					2,450.00	000100	97.1
					2,450.00	006500	1.0
<b>DISTRICT 4</b>					2,472.00	000100	24.2
<b>WINE GRAPES (WHITE)</b>					2,497.78	000100	27.7
Albarino	3,059.00	000100	9.6		2,500.00	000100	587.1
	3,059.50	000100	11.7		2,500.00	011100	2.8
	3,200.00	000100	0.6		2,500.00	014100	9.0
	3,824.39	017200	16.1		2,500.00	017200	125.8
	4,800.00	000100	1.5		2,500.00	024500	2.1
Wtd. Avg. Base & Total Tons	3,439.37		39.5		2,500.03	000100	16.8
					2,508.26	021000	116.8
Arneis	3,200.00	000100	0.6				
Wtd. Avg. Base & Total Tons	3,200.00		0.6				



**TABLE 8: BASE PRICE PAID TO GROWERS FOR GRAPES CRUSHED AND DELIVERED TO CALIFORNIA PROCESSORS FROM THE 2016 CROP WITH BRIX FACTORS AND PURCHASED TONNAGE, BY TYPE, VARIETY, REPORTING DISTRICT WHERE GROWN, AND WEIGHTED AVERAGE BASE PRICE**

District, Type, and Variety	Base Price	Brix	Tons	District, Type, and Variety	Base Price	Brix	Tons
	Per Ton	Factors			Per Ton	Factors	
	Dollars	Code a/			Dollars	Code a/	
<b>DISTRICT 4 (Cont'd)</b>					2,942.15	000100	0.5
Chardonnay * (Cont'd)	2,509.45	000100	34.8		2,976.75	000100	28.5
	2,511.23	000100	71.7		2,980.29	000100	25.5
	2,514.00	002200	1.6		3,000.00	000100	919.1
	2,520.00	000100	94.9		3,000.00	017600	27.2
	2,520.54	000100	33.2		3,000.00	024500	4.8
	2,530.00	000100	1.9		3,000.00	024800	8.1
	2,530.15	000100	368.5		3,005.61	000100	194.8
	2,530.15	019000	75.2		3,050.00	000100	9.3
	2,543.33	000100	38.7		3,051.51	000100	26.7
	2,550.00	000100	328.6		3,100.00	000100	148.3
	2,550.00	024500	49.8		3,109.92	017600	94.6
	2,578.00	000100	52.0		3,110.86	000100	17.9
	2,589.10	000100	13.0		3,171.79	013600	73.7
	2,590.00	000100	15.6		3,200.00	000100	91.0
	2,591.00	000100	52.9		3,200.00	001900	4.8
	2,591.00	002000	9.6		3,200.00	017200	15.2
	2,591.00	013600	32.6		3,200.00	020800	2.9
	2,591.56	000100	87.1		3,220.99	017600	89.4
	2,591.60	017600	7.7		3,239.50	017600	11.7
	2,592.34	017000	200.4		3,240.43	017200	155.8
	2,592.34	020800	9.8		3,245.40	013600	144.0
	2,592.38	021000	52.0		3,250.00	000100	9.3
	2,600.00	000100	183.9		3,277.78	000100	33.6
	2,600.00	013600	45.6		3,300.00	000100	15.4
	2,600.00	017000	21.5		3,300.00	013600	57.0
	2,600.00	017200	16.4		3,325.00	000100	7.2
	2,600.00	017400	1.1		3,385.00	000100	20.0
	2,605.90	000100	64.9		3,400.00	000100	65.6
	2,612.44	000100	144.5		3,447.80	000100	56.4
	2,625.00	000100	109.8		3,450.00	000100	42.1
	2,635.46	021200	107.0		3,450.00	002600	15.1
	2,636.97	000100	87.8		3,464.67	000100	29.2
	2,637.60	000100	27.4		3,466.00	000100	41.6
	2,643.15	019500	22.1		3,500.00	000100	325.8
	2,643.57	000100	11.4		3,500.00	013600	160.3
	2,645.33	000100	99.8		3,600.00	000100	10.3
	2,645.44	000100	86.5		3,600.00	021000	3.6
	2,650.00	000100	182.1		3,610.58	000100	14.5
	2,677.50	000100	133.5		3,613.00	000100	17.9
	2,700.00	000100	196.7		3,659.98	000100	13.8
	2,700.00	017000	18.6		3,663.49	000100	522.9
	2,720.00	000100	34.4		3,675.00	000100	3.0
	2,722.98	000100	52.7		3,700.00	000100	14.1
	2,730.00	000100	39.5		3,727.83	000100	11.5
	2,733.68	000100	25.4		3,728.10	000100	3.1
	2,748.88	000100	31.2		3,800.00	000100	8.0
	2,749.72	000100	4.9		3,850.00	000100	15.1
	2,750.00	000100	110.9		3,850.00	024500	6.5
	2,755.00	000100	555.7		3,854.04	000100	18.7
	2,775.00	000100	56.7		3,889.00	000100	14.5
	2,783.17	000100	10.3		3,990.00	024500	1.3
	2,795.11	000100	32.5		4,000.00	000100	49.0
	2,800.00	000100	496.8		4,000.00	024500	8.0
	2,800.00	008900	2.0		4,014.00	000100	14.1
	2,800.00	010900	22.6		4,033.49	000100	7.7
	2,800.00	017200	10.0		4,094.50	000100	25.9
	2,815.00	000100	6.2		4,107.67	000100	6.1
	2,830.55	000100	38.7		4,150.00	000100	18.6
	2,845.98	000100	21.1		4,200.00	000100	33.6
	2,850.00	000100	6.5		4,200.00	017600	6.6
	2,850.00	017200	54.7		4,250.00	000100	10.2
	2,851.57	000100	129.2		4,300.00	000100	2.1
	2,855.55	000100	14.8		4,400.00	000100	5.1
	2,866.50	013600	22.9		4,410.00	000100	2.3
	2,875.78	017600	29.8		4,500.00	000100	59.2
	2,876.68	019000	45.2		4,500.00	021000	5.9
	2,884.00	000100	3.2		4,500.00	024500	5.5
	2,890.95	000100	5.1		4,513.80	000100	14.3
	2,900.00	000100	95.5		4,725.00	000100	16.7
	2,900.00	017200	107.3		4,800.00	017100	7.2
	2,910.00	022800	12.6		4,804.14	000100	16.8
	2,922.94	000100	14.7		4,823.94	000100	9.2

**TABLE 8: BASE PRICE PAID TO GROWERS FOR GRAPES CRUSHED AND DELIVERED TO CALIFORNIA PROCESSORS FROM THE 2016 CROP WITH BRIX FACTORS AND PURCHASED TONNAGE, BY TYPE, VARIETY, REPORTING DISTRICT WHERE GROWN, AND WEIGHTED AVERAGE BASE PRICE**

District, Type, and Variety	Base Price	Brix	Tons	District, Type, and Variety	Base Price	Brix	Tons
	Per Ton	Factors			Per Ton	Factors	
	Dollars	Code a/			Dollars	Code a/	
<b>DISTRICT 4 (Cont'd)</b>				Wtd. Avg. Base & Total Tons	2,000.00		2.3
Chardonnay * (Cont'd)	4,961.25	017600	2.6	Pinot Blanc	1,600.00	000100	20.1
	5,000.00	000100	34.9		1,800.00	000100	10.9
	5,013.00	000100	7.5		2,000.00	000100	14.3
	5,100.00	000100	1.8		2,000.00	021200	0.9
	5,209.31	000100	17.6		2,100.00	009400	4.7
	5,250.00	000100	8.7		2,500.00	000100	1.1
	5,391.00	000100	7.2	Wtd. Avg. Base & Total Tons	1,823.08		52.0
	5,500.00	000100	12.9	Pinot Gris *	1,600.00	000100	4.8
	5,913.43	000100	4.1		1,633.16	006650	109.6
	6,000.00	000100	67.1		1,700.00	013100	1.3
	6,017.59	000100	10.2		1,702.00	000100	1.3
	6,482.70	000100	2.7		1,713.18	006650	67.7
	6,500.00	000100	28.3		1,767.00	013400	9.2
	6,593.00	000100	5.4		2,000.00	000100	4.1
	7,286.46	000100	20.8		2,150.00	000100	22.0
	7,500.00	014500	25.0		2,200.00	000100	5.8
	9,000.00	021500	9.4		2,300.00	000100	16.0
	12,422.00	021500	1.6		2,500.00	000100	5.1
Wtd. Avg. Base & Total Tons	2,672.92		16,083.7		4,428.00	000100	4.1
Chenin Blanc	1,000.00	000100	7.2	Wtd. Avg. Base & Total Tons	1,829.88		251.0
	2,100.00	000100	6.5	Ribolla Gialla *	3,000.00	000100	7.4
	2,150.00	000100	2.0		3,200.00	000100	1.0
	2,300.00	013400	4.4		3,500.00	000100	11.3
Wtd. Avg. Base & Total Tons	1,754.73		20.1		3,500.01	000100	1.1
Fiano	3,510.00	000100	0.3		4,000.00	010900	2.3
Wtd. Avg. Base & Total Tons	3,510.00		0.3	Wtd. Avg. Base & Total Tons	3,376.62		23.1
Flora	1,800.00	000100	3.1	Roussanne	3,500.00	000100	4.0
	1,961.67	000100	2.5		3,994.95	000100	3.1
	2,069.50	000100	23.2		4,800.00	000100	3.0
Wtd. Avg. Base & Total Tons	2,031.13		28.8		4,900.00	000100	1.1
Gewurztraminer	1,500.00	017000	13.7		5,264.00	000100	1.4
	2,100.00	000100	2.5	Wtd. Avg. Base & Total Tons	4,249.52		12.6
Wtd. Avg. Base & Total Tons	1,592.59		16.2	Sauvignon Blanc	1,297.74	000100	1.3
Grenache Blanc	1,800.00	000100	21.5		1,399.76	000100	36.1
	2,000.00	000100	1.0		1,400.00	000100	72.0
	2,400.00	011300	3.2		1,500.00	000100	19.8
Wtd. Avg. Base & Total Tons	1,882.49		25.7		1,555.78	000100	93.8
Gruener Veltliner	1,650.00	000100	2.9		1,600.00	000100	104.0
	4,000.00	000100	3.5		1,605.84	000100	380.4
Wtd. Avg. Base & Total Tons	2,935.16		6.4		1,609.14	000100	2.4
Malvasia Bianca	2,800.00	000100	4.9		1,650.00	020800	40.4
Wtd. Avg. Base & Total Tons	2,800.00		4.9		1,700.00	000100	173.5
Marsanne	1,600.00	000100	3.5		1,800.00	000100	207.8
	4,244.00	000100	4.0		1,800.00	014100	22.1
	4,400.00	000100	3.1		1,850.00	000100	15.6
	4,500.00	000100	3.9		1,891.40	000100	67.6
Wtd. Avg. Base & Total Tons	3,708.00		14.5		1,900.00	000100	234.5
Muscat Blanc *	1,100.00	011700	13.7		1,900.00	013600	317.2
	1,800.00	025400	5.2		1,900.00	021800	1.9
	1,900.00	000100	32.3		1,910.00	000100	85.1
	2,000.00	000100	10.0		1,925.00	000100	25.3
	2,144.00	000100	0.8		1,950.00	000100	88.7
	2,200.00	000100	0.2		1,951.39	000100	16.5
	2,200.00	017400	0.2		1,994.00	000100	36.8
	2,300.00	000100	2.0		1,999.66	000100	56.0
	2,300.00	013600	5.7		2,000.00	000100	1,037.1
	2,400.00	000100	19.8		2,000.00	009300	9.6
	2,450.00	000100	2.4		2,000.00	010900	1.0
	2,500.00	000100	1.9		2,000.00	013600	8.6
	2,933.56	000100	3.5		2,000.00	017000	7.1
Wtd. Avg. Base & Total Tons	1,991.02		97.7		2,000.00	017100	22.3
Picpoul Blanc	2,000.00	000100	2.3		2,000.00	017400	48.0
					2,000.00	017600	3.0
					2,000.00	020800	2.9
					2,011.87	000100	21.1
					2,011.87	017000	180.4

**TABLE 8: BASE PRICE PAID TO GROWERS FOR GRAPES CRUSHED AND DELIVERED TO CALIFORNIA PROCESSORS FROM THE 2016 CROP WITH BRIX FACTORS AND PURCHASED TONNAGE, BY TYPE, VARIETY, REPORTING DISTRICT WHERE GROWN, AND WEIGHTED AVERAGE BASE PRICE**

District, Type, and Variety	Base Price	Brix	Tons	District, Type, and Variety	Base Price	Brix	Tons
	Per Ton	Factors			Per Ton	Factors	
	Dollars	Code a/			Dollars	Code a/	
<b>DISTRICT 4 (Cont'd)</b>					2,730.00	000100	73.2
Sauvignon Blanc (Cont'd)	2,011.87	021000	92.6		2,750.00	000100	50.1
	2,015.00	000100	11.7		2,755.00	000100	13.8
	2,020.00	000100	108.1		2,755.00	013600	8.0
	2,043.96	000100	17.3		2,779.00	000100	14.8
	2,047.58	021500	6.8		2,796.50	000100	5.1
	2,050.00	000100	420.9		2,800.00	000100	33.4
	2,050.00	013600	24.5		2,800.00	017200	1.8
	2,062.17	013600	225.2		2,868.68	000100	3.6
	2,075.00	000100	49.3		2,917.40	000100	0.5
	2,095.00	000100	3.8		2,924.00	013800	1.1
	2,095.00	013100	3.8		2,948.96	000100	4.6
	2,099.66	000100	88.2		2,950.00	000100	4.8
	2,100.00	000100	243.0		3,000.00	000100	37.6
	2,100.00	009400	8.6		3,000.00	013600	8.4
	2,100.00	013400	7.7		3,195.00	027600	7.2
	2,100.00	013600	29.7		3,200.00	000100	29.8
	2,100.00	014100	4.4		3,320.00	000100	7.1
	2,100.00	017200	67.4		3,500.00	000100	8.3
	2,111.00	000100	7.6		3,544.00	000100	25.4
	2,112.00	000100	42.2		3,607.21	000100	23.7
	2,150.00	017800	1.8		3,675.00	000100	3.5
	2,172.85	000100	39.8		4,000.00	000100	12.3
	2,175.00	000100	28.4		4,000.00	017400	10.9
	2,184.00	000100	5.4		5,000.00	000100	1.0
	2,196.00	000100	4.1		5,000.00	013100	4.2
	2,200.00	000100	336.0		5,630.32	000100	55.5
	2,200.00	013600	62.0	Wtd. Avg. Base & Total Tons	2,142.37		8,139.8
	2,200.00	017000	4.6				
	2,200.00	017400	5.2	Sauvignon Musque	1,950.00	000100	14.0
	2,213.00	000100	104.5		1,966.84	000100	12.4
	2,213.06	000100	71.1		2,000.00	000100	11.1
	2,213.91	000100	3.5		2,150.00	000100	24.3
	2,232.84	017400	6.0		2,259.40	000100	5.7
	2,238.39	000100	28.5		2,277.00	000100	5.4
	2,250.00	000100	135.0		2,300.00	000100	3.8
	2,253.00	000100	27.7		2,470.00	000100	10.9
	2,295.00	000100	5.1		2,500.00	000100	3.0
	2,300.00	000100	334.0		2,924.65	000100	4.0
	2,300.00	013600	30.6		2,925.00	000100	1.1
	2,310.00	000100	46.9		3,200.00	000100	0.6
	2,313.65	013100	3.5	Wtd. Avg. Base & Total Tons	2,194.26		96.3
	2,313.65	017200	10.2				
	2,313.65	017600	6.4	Sauvignon Vert *	2,300.00	000100	4.0
	2,320.00	000100	20.5		2,691.82	000100	1.9
	2,320.63	000100	36.7		2,700.00	013100	4.0
	2,326.00	000100	28.7		3,181.24	000100	1.7
	2,350.00	000100	174.2	Wtd. Avg. Base & Total Tons	2,631.26		11.6
	2,400.00	000100	252.5				
	2,400.00	013600	2.2	Semillon	1,800.00	000100	1.5
	2,400.00	017000	5.2		2,020.00	000100	12.2
	2,400.00	017400	11.8		2,100.00	000100	18.0
	2,400.00	024500	2.2		2,100.00	009400	6.5
	2,400.00	025300	19.9		2,148.00	000100	4.6
	2,414.24	000100	46.9		2,200.00	000100	49.4
	2,414.25	000100	50.0		2,300.00	000100	51.0
	2,420.00	000100	111.7		2,338.00	000100	2.0
	2,450.00	000100	7.7		2,407.00	013100	2.0
	2,468.22	000100	20.3		2,450.00	000100	1.1
	2,470.00	013600	29.9		2,454.76	000100	4.6
	2,483.09	000100	28.6		2,457.44	000100	17.3
	2,500.00	000100	282.6		2,470.00	013600	8.8
	2,509.00	000100	13.0		2,500.00	000100	19.2
	2,539.53	000100	16.1		2,600.00	000100	2.2
	2,549.00	000100	17.7		2,625.00	000100	8.2
	2,600.00	000100	94.4		2,700.00	000100	1.0
	2,600.00	002600	2.1		2,750.00	000100	1.1
	2,600.00	013600	10.5		2,750.00	024500	0.6
	2,615.43	000100	73.7		2,755.95	000100	2.8
	2,625.00	000100	19.7		2,800.00	000100	4.8
	2,639.41	000100	9.1		2,809.00	000100	2.4
	2,700.00	000100	4.0		2,893.44	000100	3.3
	2,725.00	000100	25.5		2,900.00	000100	7.4

**TABLE 8: BASE PRICE PAID TO GROWERS FOR GRAPES CRUSHED AND DELIVERED TO CALIFORNIA PROCESSORS FROM THE 2016 CROP WITH BRIX FACTORS AND PURCHASED TONNAGE, BY TYPE, VARIETY, REPORTING DISTRICT WHERE GROWN, AND WEIGHTED AVERAGE BASE PRICE**

District, Type, and Variety	Base Price	Brix	Tons	District, Type, and Variety	Base Price	Brix	Tons
	Per Ton	Factors			Per Ton	Factors	
	Dollars	Code a/			Dollars	Code a/	
<b>DISTRICT 4 (Cont'd)</b>				Wtd. Avg. Base & Total Tons	3,200.00		4.0
Semillon (Cont'd)	2,923.74	000100	43.1	Alicante Bouschet *	1,550.00	000100	1.3
	2,924.65	000100	1.9	Wtd. Avg. Base & Total Tons	1,550.00		1.3
	3,000.00	000100	10.9				
	3,200.00	000100	7.3	Barbera	2,250.00	000100	11.2
Wtd. Avg. Base & Total Tons	2,478.11		295.2		2,348.44	000100	1.8
					2,750.00	000100	10.0
Tocai Friulano	2,618.00	000100	5.9		3,250.00	000100	0.9
	3,200.00	000100	0.6		3,400.00	024800	1.0
Wtd. Avg. Base & Total Tons	2,671.72		6.5	Wtd. Avg. Base & Total Tons	2,540.25		24.9
Verdejo	3,200.00	000100	0.9	Cabernet Franc	1,950.00	013100	0.1
Wtd. Avg. Base & Total Tons	3,200.00		0.9		2,400.00	000100	15.3
					2,500.00	000100	17.8
Verdelho	2,050.00	000100	1.1		2,500.00	027600	3.0
Wtd. Avg. Base & Total Tons	2,050.00		1.1		2,800.00	000100	2.0
					3,000.00	000100	3.0
Vermentino *	2,100.00	000100	10.7		3,300.00	000100	14.8
	2,100.00	013600	1.6		3,500.00	000100	2.5
	3,400.00	000100	4.8		3,850.00	021000	5.7
Wtd. Avg. Base & Total Tons	2,464.91		17.1		3,889.58	000100	15.7
					3,900.00	024500	1.9
Viognier	1,500.00	000100	21.9		4,000.00	000100	18.5
	2,050.00	000100	2.1		4,000.00	017200	4.1
	2,200.00	000100	1.8		4,110.39	000100	11.1
	2,922.46	000100	23.8		4,150.00	000100	11.2
	3,000.00	000100	15.4		4,294.00	000100	12.2
	3,000.00	013800	0.5		4,378.00	000100	2.5
	3,028.85	000100	2.8		4,486.24	000100	3.2
	3,028.85	023400	1.1		4,500.00	000100	2.6
	3,100.00	000100	0.7		4,500.00	017200	2.1
	3,135.00	014100	2.1		4,500.00	017600	12.7
	3,200.00	000100	5.0		4,549.05	000100	2.4
	3,200.00	021200	10.4		4,696.86	000100	8.3
	3,300.00	000100	3.0		4,800.00	000100	19.8
	3,350.00	000100	11.7		4,800.00	024800	6.6
	3,400.00	000100	0.2		4,958.90	000100	0.7
	3,483.18	000100	6.2		4,990.76	021500	5.4
	3,496.00	000100	2.0		5,000.00	000100	34.8
	3,800.00	011300	0.1		5,000.00	017400	14.6
	3,800.00	019600	1.4		5,009.00	000100	21.9
	3,800.00	025100	1.4		5,095.88	021500	1.1
	4,000.00	000100	2.4		5,101.00	025100	10.1
	4,200.00	000100	4.5		5,196.00	000100	5.5
	4,400.00	000100	3.2		5,200.00	000100	9.4
	4,456.00	000100	4.8		5,200.00	019600	2.3
	4,500.00	000100	4.3		5,209.00	000100	1.1
	4,646.08	000100	1.1		5,237.42	000100	15.6
	4,692.00	000100	1.9		5,300.00	017400	6.9
	4,900.00	028100	1.3		5,500.00	000100	13.5
	5,000.00	000100	2.5		5,500.00	021600	3.5
Wtd. Avg. Base & Total Tons	3,107.54		139.6		5,512.50	000100	4.6
					5,550.00	000100	1.4
White Riesling *	1,500.00	000100	8.7		5,600.00	000100	2.7
	2,300.00	000100	1.7		5,661.40	000100	3.7
	2,650.07	000100	5.3		5,665.28	014100	1.7
	2,700.00	013400	1.0		5,800.00	000100	39.0
	2,755.00	000100	106.3		5,800.00	017400	12.5
	2,900.00	000100	1.7		5,850.00	000100	4.1
	4,000.00	000100	4.9		5,900.00	000100	1.3
	8,265.00	000100	2.6		5,953.14	000100	3.2
Wtd. Avg. Base & Total Tons	2,818.31		132.2		5,973.55	021500	2.2
					5,983.17	000100	10.2
Other White b/	3,000.00	000100	1.3		5,983.97	000100	31.2
	3,134.62	000100	0.5		5,984.00	017400	1.1
	3,200.00	000100	0.2		6,000.00	000100	69.3
Wtd. Avg. Base & Total Tons	3,053.66		2.0		6,000.00	002600	10.1
					6,000.00	024800	0.3
<b>WINE GRAPES (RED)</b>					6,064.00	000100	2.7
Aglianico	3,780.00	000100	2.6		6,064.60	000100	2.9
Wtd. Avg. Base & Total Tons	3,780.00		2.6		6,064.63	000100	11.7
					6,064.64	000100	1.5
Aleatico	3,200.00	000100	4.0				

**TABLE 8: BASE PRICE PAID TO GROWERS FOR GRAPES CRUSHED AND DELIVERED TO CALIFORNIA PROCESSORS FROM THE 2016 CROP WITH BRIX FACTORS AND PURCHASED TONNAGE, BY TYPE, VARIETY, REPORTING DISTRICT WHERE GROWN, AND WEIGHTED AVERAGE BASE PRICE**

District, Type, and Variety	Base Price	Brix	Tons	District, Type, and Variety	Base Price	Brix	Tons
	Per Ton	Factors			Per Ton	Factors	
	Dollars	Code a/			Dollars	Code a/	
<b>DISTRICT 4 (Cont'd)</b>					8,500.00	025300	0.6
Cabernet Franc (Cont'd)	6,065.00	000100	4.2		8,542.00	000100	4.4
	6,066.00	000100	0.7		8,600.00	000100	1.3
	6,109.42	000100	3.0		8,668.61	000100	2.6
	6,200.00	000100	0.5		8,675.12	000100	10.2
	6,250.00	000100	4.0		8,700.00	000100	16.8
	6,298.74	029125	1.0		8,793.73	025400	0.8
	6,300.00	017400	0.1		8,794.00	029300	1.5
	6,339.38	000100	4.3		8,877.00	000100	6.6
	6,373.71	000100	14.6		9,000.00	000100	4.3
	6,400.00	000100	4.8		9,000.00	014400	0.6
	6,400.00	021000	9.0		9,000.00	017400	3.5
	6,475.00	000100	4.4		9,000.00	029050	0.4
	6,489.00	000100	25.8		9,096.96	000100	1.5
	6,499.00	000100	28.0		9,157.00	000100	16.1
	6,500.00	000100	50.1		9,158.00	000100	3.5
	6,500.00	021500	16.6		9,484.78	000100	8.5
	6,536.60	000100	0.8		9,500.00	000100	2.6
	6,536.98	000100	3.4		9,604.92	000100	2.1
	6,546.87	000100	6.9		10,000.00	000100	7.1
	6,582.00	000100	0.7		10,000.00	017000	1.3
	6,671.10	000100	2.2		10,000.00	027800	0.5
	6,781.00	000100	9.7		10,141.99	000100	2.9
	6,800.00	000100	3.6		11,703.79	000100	1.3
	6,811.00	000100	15.7		11,750.00	000100	0.5
	6,825.00	025100	1.8		12,000.00	000100	14.3
	6,853.00	000100	25.4		12,500.00	000100	22.4
	6,860.00	000100	4.9		14,584.00	028000	2.1
	6,900.00	000100	2.8		14,708.67	000100	0.9
	7,000.00	000100	17.8		14,865.20	000100	3.8
	7,000.00	017400	3.8		14,944.87	000100	1.7
	7,000.00	028100	1.3		15,577.58	000100	1.9
	7,035.00	000100	5.9		16,126.00	000100	3.1
	7,100.00	000100	10.1		17,427.00	028000	2.9
	7,105.00	000100	8.1		17,500.00	000100	5.8
	7,143.00	000100	1.1		18,000.00	000100	13.2
	7,143.77	000100	4.3		19,894.00	028000	1.4
	7,144.23	000100	8.2		20,000.00	025400	5.2
	7,175.00	000100	3.3		20,000.00	028200	4.9
	7,181.00	000100	13.7		25,000.00	025400	5.8
	7,200.00	000100	12.5		26,397.13	000100	3.9
	7,250.00	000100	13.8		28,558.00	000100	4.3
	7,268.73	000100	3.2		28,875.00	000100	0.9
	7,277.57	000100	6.0		32,000.00	021800	2.2
	7,300.00	000100	5.2	Wtd. Avg. Base & Total Tons	7,145.07		1,319.6
	7,400.00	000100	2.6				
	7,479.96	000100	3.6	Cabernet Sauvignon	500.00	000100	0.4
	7,500.00	000100	9.1		500.00	023000	52.6
	7,500.00	027600	3.5		500.00	024500	0.5
	7,500.00	028100	8.8		600.00	000100	16.7
	7,564.00	017400	8.1		1,000.00	000100	1.4
	7,580.80	000100	14.0		1,000.00	011800	0.7
	7,581.00	000100	21.4		1,905.00	000100	0.6
	7,600.00	000100	5.0		1,950.00	013100	0.1
	7,725.00	000100	1.5		2,000.00	000100	12.6
	7,770.82	000100	4.3		2,000.00	004050	0.5
	7,800.00	017400	5.1		2,000.00	020800	0.3
	7,913.80	000100	1.3		2,000.00	028100	2.0
	8,000.00	000100	37.2		2,250.00	000100	6.8
	8,000.00	002200	4.4		2,400.00	000100	3.0
	8,000.00	023100	2.1		2,500.00	000100	37.4
	8,065.97	000100	3.6		2,527.27	000100	11.0
	8,089.00	000100	5.1		2,731.82	000100	49.5
	8,100.00	000100	1.8		2,800.00	000100	342.2
	8,112.00	017400	9.1		2,821.00	070461	24.0
	8,187.26	000100	2.0		3,000.00	000100	172.9
	8,250.00	000100	4.7		3,025.08	000100	274.2
	8,310.21	000100	2.7		3,100.00	000100	4.9
	8,334.40	000100	2.7		3,193.00	000100	110.7
	8,363.03	000100	5.5		3,200.00	000100	53.5
	8,400.00	000100	6.4		3,278.18	000100	106.9
	8,400.00	021200	6.8		3,300.00	027600	4.5
	8,500.00	000100	4.8		3,350.00	000100	3.0

**TABLE 8: BASE PRICE PAID TO GROWERS FOR GRAPES CRUSHED AND DELIVERED TO CALIFORNIA PROCESSORS FROM THE 2016 CROP WITH BRIX FACTORS AND PURCHASED TONNAGE, BY TYPE, VARIETY, REPORTING DISTRICT WHERE GROWN, AND WEIGHTED AVERAGE BASE PRICE**

District, Type, and Variety	Base Price	Brix	Tons	District, Type, and Variety	Base Price	Brix	Tons
	Per Ton	Factors			Per Ton	Factors	
	Dollars	Code a/			Dollars	Code a/	
<b>DISTRICT 4 (Cont'd)</b>					5,000.00	024500	1.0
Cabernet Sauvignon (Cont'd)	3,350.00	021500	2.2		5,000.00	025100	27.4
	3,400.00	000100	63.0		5,009.00	000100	155.5
	3,500.00	000100	139.6		5,015.00	000100	2.6
	3,515.00	000100	14.4		5,056.51	021500	74.1
	3,516.92	011800	0.8		5,058.02	021500	6.1
	3,592.81	000100	8.4		5,080.17	000100	145.7
	3,600.00	000100	25.4		5,080.44	000100	3.5
	3,614.00	000100	0.6		5,100.00	000100	12.1
	3,642.81	000100	89.6		5,101.00	025100	10.2
	3,650.00	025100	68.9		5,130.00	000100	33.6
	3,740.00	000100	90.8		5,150.00	021200	183.1
	3,750.00	000100	49.3		5,175.00	000100	655.1
	3,762.29	000100	59.8		5,196.00	000100	114.7
	3,800.00	000100	6.5		5,200.00	000100	610.9
	3,828.85	000100	66.4		5,250.00	000100	64.3
	3,850.00	000100	23.1		5,250.00	021200	229.6
	3,940.00	000100	7.6		5,250.00	024500	12.5
	3,998.08	000100	191.3		5,300.00	000100	90.5
	4,000.00	000100	418.6		5,300.00	017400	4.3
	4,000.00	011700	48.2		5,304.00	000100	141.6
	4,000.00	017200	27.7		5,304.39	000100	187.3
	4,000.00	021500	8.0		5,304.50	000100	38.8
	4,000.00	024800	7.2		5,341.85	000100	20.8
	4,056.30	000100	31.8		5,350.00	000100	15.8
	4,093.06	000100	1.6		5,377.43	000100	9.6
	4,120.00	000100	13.0		5,393.52	000100	11.8
	4,200.00	000100	44.7		5,400.00	000100	496.5
	4,200.00	021200	86.0		5,400.00	017200	3.2
	4,240.00	000100	3.4		5,405.75	000100	99.0
	4,266.30	000100	9.2		5,422.00	000100	6.1
	4,368.00	000100	1.9		5,426.56	000100	31.1
	4,390.75	000100	135.5		5,469.78	000100	47.9
	4,400.00	000100	52.6		5,473.94	000100	5.7
	4,408.12	000100	21.8		5,486.70	000100	272.4
	4,410.00	000100	63.6		5,500.00	000100	808.4
	4,422.00	000100	36.6		5,500.00	017200	8.5
	4,450.00	000100	60.6		5,500.00	017400	3.1
	4,500.00	000100	317.4		5,500.00	021000	0.6
	4,500.00	002300	1.6		5,500.00	021200	3.3
	4,500.00	017200	5.7		5,500.00	021500	4.4
	4,500.00	017600	60.2		5,500.00	023500	61.6
	4,500.00	021000	8.4		5,500.00	025100	9.2
	4,500.00	021500	14.4		5,500.00	064610	19.2
	4,500.00	025100	20.1		5,509.00	000100	32.0
	4,500.00	064440	16.0		5,510.00	000100	19.3
	4,517.00	000100	25.5		5,512.00	025100	127.5
	4,620.00	025100	94.4		5,512.50	000100	23.7
	4,700.00	021500	30.0		5,560.76	000100	72.9
	4,700.00	025100	41.0		5,565.00	000100	75.9
	4,725.00	021200	82.9		5,600.00	000100	113.3
	4,750.00	000100	117.5		5,600.00	017600	19.9
	4,774.05	000100	12.2		5,616.00	000100	120.2
	4,799.66	000100	7.0		5,622.75	000100	45.8
	4,800.00	000100	225.4		5,622.75	058640	1.4
	4,800.00	024500	15.2		5,623.00	000100	12.0
	4,800.00	024800	9.1		5,637.50	000100	23.5
	4,800.00	025100	170.7		5,650.00	000100	0.7
	4,841.00	000100	13.3		5,652.74	019300	14.8
	4,850.00	000100	363.9		5,661.40	000100	6.1
	4,856.66	000100	108.2		5,665.00	000100	0.1
	4,900.00	000100	13.0		5,670.00	000100	37.4
	4,900.36	017200	4.5		5,677.50	000100	46.4
	4,901.45	017200	2.3		5,684.00	000100	14.8
	4,950.00	000100	1.1		5,700.00	000100	199.9
	4,961.00	021200	60.7		5,728.06	000100	2.3
	4,992.37	000100	39.4		5,733.00	000100	39.2
	5,000.00	000100	468.0		5,748.86	021000	30.3
	5,000.00	012620	303.9		5,750.00	000100	59.0
	5,000.00	017200	423.2		5,750.00	021500	8.8
	5,000.00	021000	7.6		5,750.00	025100	87.5
	5,000.00	021200	3.3		5,760.00	000100	11.6
	5,000.00	021500	18.2		5,775.00	000100	118.3

**TABLE 8: BASE PRICE PAID TO GROWERS FOR GRAPES CRUSHED AND DELIVERED TO CALIFORNIA PROCESSORS FROM THE 2016 CROP WITH BRIX FACTORS AND PURCHASED TONNAGE, BY TYPE, VARIETY, REPORTING DISTRICT WHERE GROWN, AND WEIGHTED AVERAGE BASE PRICE**

District, Type, and Variety	Base Price	Brix	Tons	District, Type, and Variety	Base Price	Brix	Tons
	Per Ton	Factors			Per Ton	Factors	
	Dollars	Code a/			Dollars	Code a/	
<b>DISTRICT 4 (Cont'd)</b>					6,284.00	000100	10.5
Cabernet Sauvignon (Cont'd)	5,788.13	000100	5.1		6,284.03	000100	93.0
	5,800.00	000100	289.7		6,284.03	013800	84.3
	5,800.00	017400	3.7		6,284.50	000100	10.1
	5,800.00	021200	78.8		6,284.53	000100	169.4
	5,800.00	021800	2.5		6,284.53	017200	6.9
	5,800.00	028000	20.8		6,285.00	000100	22.2
	5,825.00	000100	27.6		6,288.00	000100	87.0
	5,836.00	000100	11.8		6,288.52	000100	694.7
	5,840.00	000100	12.2		6,288.52	020800	83.3
	5,842.72	000100	46.6		6,288.52	024500	5.5
	5,842.72	025100	7.4		6,289.00	000100	2.0
	5,850.00	000100	39.3		6,289.00	024800	41.7
	5,869.50	000100	5.1		6,290.00	017400	0.8
	5,900.00	000100	25.2		6,293.96	000100	2.7
	5,915.10	000100	21.0		6,300.00	000100	158.0
	5,920.00	000100	60.6		6,300.00	017400	1.2
	5,923.00	000100	6.5		6,300.00	021000	5.4
	5,925.85	000100	28.4		6,300.00	023400	14.3
	5,925.85	058640	13.1		6,300.00	024500	6.7
	5,932.50	000100	25.0		6,315.00	000100	2.2
	5,937.19	000100	282.4		6,319.00	024500	7.3
	5,969.83	000100	55.7		6,319.05	000100	1.2
	5,969.83	023400	13.7		6,322.00	000100	2.1
	5,974.10	000100	54.1		6,322.60	000100	27.1
	5,984.00	000100	2.0		6,322.60	017900	12.3
	5,989.05	000100	3.7		6,326.60	000100	19.3
	5,989.57	000100	9.9		6,326.62	000100	25.9
	5,994.00	000100	16.7		6,326.62	023400	192.8
	6,000.00	000100	716.6		6,341.00	000100	8.1
	6,000.00	002600	9.9		6,350.00	000100	49.2
	6,000.00	003200	0.8		6,363.00	000100	19.3
	6,000.00	013600	21.0		6,385.00	000100	4.3
	6,000.00	017600	5.9		6,390.21	000100	47.6
	6,000.00	021200	91.4		6,400.00	000100	82.2
	6,000.00	024500	1.7		6,400.00	024800	6.4
	6,000.00	025100	57.5		6,419.62	000100	10.7
	6,000.00	025300	3.1		6,420.00	000100	76.2
	6,019.05	000100	2.7		6,445.20	000100	15.8
	6,020.30	000100	18.2		6,450.00	000100	20.2
	6,025.00	000100	24.5		6,500.00	000100	1,000.0
	6,042.19	000100	48.4		6,500.00	017800	4.6
	6,060.00	000100	61.3		6,500.00	021500	15.4
	6,063.75	000100	397.4		6,500.00	023400	147.3
	6,077.54	023100	22.0		6,500.00	024500	17.8
	6,092.90	000100	8.7		6,500.00	025100	43.6
	6,099.97	000100	6.5		6,500.00	028000	1.9
	6,100.00	000100	105.1		6,510.00	000100	42.5
	6,100.00	023400	39.5		6,526.53	000100	17.3
	6,127.80	000100	30.0		6,528.00	000100	2.7
	6,142.50	023400	27.4		6,540.06	000100	25.6
	6,142.92	000100	7.2		6,544.53	029125	26.1
	6,150.00	000100	150.0		6,550.00	000100	20.6
	6,158.57	000100	7.2		6,550.00	064440	6.6
	6,171.78	002200	20.8		6,556.36	000100	81.0
	6,174.00	000100	103.2		6,571.53	000100	494.9
	6,174.00	023100	12.8		6,575.31	000100	36.6
	6,186.47	000100	0.5		6,592.00	000100	19.8
	6,195.00	023400	56.3		6,598.23	000100	3.0
	6,200.00	000100	936.3		6,598.23	023400	46.9
	6,200.00	003200	1.9		6,598.76	000100	28.1
	6,200.00	021200	3.0		6,600.00	000100	112.1
	6,223.96	000100	4.3		6,602.95	025100	60.7
	6,240.00	000100	178.3		6,603.00	000100	115.3
	6,240.45	000100	40.0		6,622.60	021500	13.1
	6,240.46	000100	736.4		6,650.00	000100	21.6
	6,240.46	013600	42.2		6,685.29	000100	17.4
	6,240.46	017800	4.8		6,700.00	000100	82.2
	6,240.46	020800	43.4		6,700.00	021200	51.7
	6,240.46	025100	113.8		6,700.00	024500	10.0
	6,250.00	000100	338.4		6,709.38	000100	49.9
	6,264.00	000100	100.5		6,720.00	023400	43.1
	6,268.00	000100	16.0		6,725.00	000100	18.2

**TABLE 8: BASE PRICE PAID TO GROWERS FOR GRAPES CRUSHED AND DELIVERED TO CALIFORNIA PROCESSORS FROM THE 2016 CROP WITH BRIX FACTORS AND PURCHASED TONNAGE, BY TYPE, VARIETY, REPORTING DISTRICT WHERE GROWN, AND WEIGHTED AVERAGE BASE PRICE**

District, Type, and Variety	Base Price	Brix	Tons	District, Type, and Variety	Base Price	Brix	Tons
	Per Ton	Factors			Per Ton	Factors	
	Dollars	Code a/			Dollars	Code a/	
<b>DISTRICT 4 (Cont'd)</b>					7,226.63	017400	64.3
Cabernet Sauvignon (Cont'd)	6,748.24	000100	7.4		7,227.21	000100	24.8
	6,750.00	000100	46.1		7,231.80	000100	16.5
	6,750.00	021200	6.7		7,231.80	013600	92.0
	6,750.00	025100	4.1		7,232.00	000100	44.6
	6,750.00	027800	8.1		7,245.00	000100	4.7
	6,756.33	000100	18.4		7,247.00	000100	49.4
	6,783.85	000100	2.8		7,250.00	000100	152.0
	6,784.35	000100	14.1		7,250.00	025100	7.9
	6,800.00	000100	362.5		7,252.92	000100	13.5
	6,800.00	017600	3.3		7,263.37	000100	30.1
	6,800.00	021800	22.0		7,270.99	017900	12.9
	6,800.00	025100	3.0		7,275.61	000100	8.1
	6,808.00	000100	121.1		7,293.04	023400	12.1
	6,825.00	021200	84.6		7,295.00	017200	21.7
	6,846.00	000100	12.9		7,298.65	000100	75.0
	6,846.36	000100	3.1		7,300.00	000100	35.3
	6,852.99	000100	13.8		7,300.00	002300	6.0
	6,853.00	000100	175.4		7,327.90	000100	8.5
	6,857.00	000100	4.7		7,350.00	000100	5.3
	6,864.00	000100	3.0		7,393.12	000100	2.4
	6,864.51	000100	112.4		7,400.00	000100	6.2
	6,865.00	000100	17.5		7,400.00	014100	4.0
	6,893.83	023100	4.6		7,406.00	000100	22.5
	6,900.00	000100	29.2		7,416.00	000100	2.6
	6,900.00	021200	101.5		7,426.30	025100	3.0
	6,905.47	000100	9.6		7,431.20	000100	2.1
	6,912.00	000100	6.3		7,459.56	000100	12.0
	6,912.43	021300	183.6		7,468.00	000100	1.9
	6,912.98	000100	40.3		7,468.75	000100	23.8
	6,912.98	001900	3.6		7,469.00	000100	3.1
	6,917.00	014000	9.2		7,475.47	000100	10.7
	6,917.00	025100	3.7		7,485.00	000100	10.6
	6,917.37	000100	167.4		7,488.00	000100	10.8
	6,917.37	025430	4.5		7,488.55	000100	38.1
	6,923.00	000100	96.4		7,491.28	000100	5.7
	6,926.00	000100	14.5		7,497.00	000100	33.3
	6,945.75	000100	13.3		7,500.00	000100	565.8
	6,954.86	017900	55.4		7,500.00	021200	0.9
	6,959.28	000100	36.4		7,500.00	021800	1.8
	6,959.82	013600	318.3		7,500.00	023100	7.7
	6,963.00	004270	1.3		7,500.00	024800	11.7
	7,000.00	000100	907.4		7,500.00	025100	6.1
	7,000.00	014000	3.5		7,500.00	025400	1.8
	7,000.00	017200	5.4		7,500.00	029300	11.8
	7,000.00	017600	9.3		7,500.00	067172	0.8
	7,000.00	019600	4.4		7,500.00	070597	10.3
	7,000.00	021000	45.8		7,511.40	021000	16.2
	7,000.00	021200	8.6		7,525.00	000100	6.0
	7,000.00	021500	11.2		7,529.98	021500	22.1
	7,000.00	023400	24.0		7,534.00	000100	21.3
	7,000.00	025100	2.1		7,540.84	000100	100.9
	7,000.00	028100	2.0		7,541.44	021200	1.9
	7,000.00	064440	24.6		7,545.00	000100	12.5
	7,000.00	067989	14.0		7,546.00	000100	53.0
	7,000.00	069905	13.6		7,546.22	000100	62.3
	7,050.00	000100	25.9		7,546.22	025100	24.0
	7,094.59	000100	5.9		7,550.00	066105	6.9
	7,100.00	000100	19.2		7,560.00	000100	5.6
	7,100.00	021500	14.3		7,577.35	000100	5.2
	7,150.00	000100	77.6		7,587.12	017900	16.3
	7,157.55	000100	4.6		7,587.59	000100	12.5
	7,158.00	000100	11.1		7,591.94	000100	54.4
	7,163.80	000100	33.2		7,592.00	000100	6.5
	7,168.91	000100	6.8		7,600.00	000100	63.3
	7,175.00	000100	19.0		7,616.00	000100	10.1
	7,176.00	000100	45.9		7,626.03	000100	9.8
	7,176.53	000100	36.7		7,633.67	021200	20.6
	7,195.00	000100	18.9		7,638.48	000100	27.6
	7,200.00	000100	130.5		7,649.00	000100	5.5
	7,210.00	000100	18.2		7,700.00	000100	19.0
	7,210.00	023400	35.9		7,717.50	000100	28.2
	7,226.63	000100	52.6		7,725.00	000100	27.2



**TABLE 8: BASE PRICE PAID TO GROWERS FOR GRAPES CRUSHED AND DELIVERED TO CALIFORNIA PROCESSORS FROM THE 2016 CROP WITH BRIX FACTORS AND PURCHASED TONNAGE, BY TYPE, VARIETY, REPORTING DISTRICT WHERE GROWN, AND WEIGHTED AVERAGE BASE PRICE**

District, Type, and Variety	Base Price	Brix	Tons	District, Type, and Variety	Base Price	Brix	Tons
	Per Ton	Factors			Per Ton	Factors	
	Dollars	Code a/			Dollars	Code a/	
<b>DISTRICT 4 (Cont'd)</b>					8,100.00	017900	8.1
Cabernet Sauvignon (Cont'd)	7,728.08	021000	9.8		8,103.37	000100	3.4
	7,731.00	000100	10.4		8,103.38	000100	6.1
	7,733.00	000100	15.0		8,103.38	021500	9.5
	7,744.43	000100	8.6		8,106.40	000100	26.7
	7,750.00	000100	15.6		8,107.56	000100	18.0
	7,750.00	017400	14.5		8,112.60	000100	7.2
	7,800.00	000100	68.3		8,114.55	000100	2.5
	7,800.00	002600	13.3		8,132.74	000100	3.7
	7,800.00	017200	4.0		8,160.00	000100	8.2
	7,800.00	017800	4.3		8,169.24	000100	6.3
	7,800.00	021200	4.3		8,175.00	000100	64.3
	7,800.00	028100	5.9		8,182.15	000100	15.1
	7,800.58	000100	56.1		8,200.00	017800	7.8
	7,850.00	023400	46.7		8,200.00	024800	2.1
	7,855.00	000100	14.6		8,200.00	025100	8.6
	7,855.04	000100	12.7		8,203.00	000100	53.4
	7,855.04	002200	10.0		8,210.00	021600	39.2
	7,855.66	000100	7.6		8,212.70	000100	37.7
	7,855.66	002600	4.3		8,216.00	000100	28.9
	7,855.70	000100	7.6		8,224.61	000100	14.2
	7,857.12	021500	8.6		8,225.00	000100	37.3
	7,858.00	000100	28.7		8,226.60	000100	38.4
	7,860.65	000100	16.2		8,230.00	000100	3.7
	7,860.65	021000	21.7		8,250.00	000100	28.8
	7,861.00	000100	292.8		8,250.00	025100	24.8
	7,875.00	017900	15.9		8,259.21	000100	14.5
	7,878.56	000100	67.4		8,267.35	000100	56.5
	7,878.57	000100	3.0		8,268.00	000100	3.4
	7,887.36	000100	3.4		8,268.75	000100	14.8
	7,900.00	000100	3.6		8,275.00	000100	4.7
	7,903.25	000100	9.3		8,276.21	000100	5.7
	7,903.25	017900	268.7		8,277.08	000100	10.2
	7,908.28	000100	11.0		8,284.53	000100	4.9
	7,910.20	000100	9.6		8,318.56	017200	3.9
	7,914.91	000100	77.9		8,351.14	000100	16.0
	7,955.00	025100	2.7		8,363.73	017600	90.3
	7,956.75	069570	6.0		8,363.73	021000	59.7
	7,957.00	021200	8.8		8,371.17	000100	2.8
	7,962.33	000100	4.7		8,385.00	000100	79.5
	7,965.56	000100	12.1		8,385.93	000100	11.9
	7,980.00	000100	3.1		8,400.00	000100	25.8
	7,987.00	000100	18.6		8,413.19	000100	5.1
	7,988.00	000100	52.1		8,414.40	000100	11.3
	8,000.00	000100	502.3		8,429.03	000100	48.2
	8,000.00	002200	18.9		8,441.31	069570	13.0
	8,000.00	002300	3.9		8,452.19	000100	3.4
	8,000.00	003150	6.3		8,467.32	000100	2.3
	8,000.00	017200	7.7		8,480.00	000100	16.8
	8,000.00	017400	2.2		8,482.46	000100	343.6
	8,000.00	017800	8.0		8,484.00	000100	9.9
	8,000.00	017900	8.4		8,484.29	021500	4.7
	8,000.00	020800	1.8		8,487.00	000100	14.8
	8,000.00	023100	62.2		8,489.50	000100	37.1
	8,000.00	025100	4.2		8,490.00	021000	87.9
	8,000.00	027600	3.5		8,492.54	000100	8.6
	8,000.00	028000	1.4		8,499.00	000100	28.4
	8,000.00	028100	29.3		8,500.00	000100	370.2
	8,000.00	028830	4.1		8,500.00	002300	21.5
	8,000.00	069570	16.7		8,500.00	013600	37.4
	8,019.75	017600	3.2		8,500.00	021500	2.4
	8,025.36	000100	8.2		8,500.00	025100	3.1
	8,034.00	000100	15.9		8,500.00	025400	16.5
	8,037.97	000100	37.8		8,500.00	027600	1.5
	8,039.58	017900	10.6		8,500.00	029200	10.4
	8,050.00	000100	70.0		8,501.87	000100	7.1
	8,061.55	000100	23.1		8,512.65	000100	3.8
	8,077.97	000100	18.2		8,519.00	000100	43.9
	8,085.85	025100	9.1		8,523.00	014400	14.8
	8,088.00	021200	5.0		8,539.87	000100	26.8
	8,091.00	000100	4.0		8,542.00	000100	41.3
	8,091.15	000100	9.5		8,589.00	021600	3.3
	8,100.00	000100	22.2		8,594.71	000100	26.1

**TABLE 8: BASE PRICE PAID TO GROWERS FOR GRAPES CRUSHED AND DELIVERED TO CALIFORNIA PROCESSORS FROM THE 2016 CROP WITH BRIX FACTORS AND PURCHASED TONNAGE, BY TYPE, VARIETY, REPORTING DISTRICT WHERE GROWN, AND WEIGHTED AVERAGE BASE PRICE**

District, Type, and Variety	Base Price	Brix	Tons	District, Type, and Variety	Base Price	Brix	Tons
	Per Ton	Factors			Per Ton	Factors	
	Dollars	Code a/			Dollars	Code a/	
<b>DISTRICT 4 (Cont'd)</b>					9,500.00	021800	7.7
Cabernet Sauvignon (Cont'd)	8,599.92	000100	19.6		9,500.00	066169	3.0
	8,600.00	000100	21.4		9,508.00	000100	53.9
	8,600.00	021200	1.4		9,520.00	000100	21.8
	8,600.00	029400	4.3		9,550.00	000100	20.1
	8,662.00	000100	4.6		9,571.65	000100	2.1
	8,676.66	000100	4.0		9,583.07	021000	8.0
	8,700.00	000100	11.2		9,606.78	000100	9.1
	8,721.00	013600	3.4		9,623.71	067989	14.9
	8,736.64	000100	4.8		9,650.03	023400	15.3
	8,750.00	000100	5.2		9,657.38	017600	7.5
	8,755.00	000100	8.2		9,659.25	000100	15.0
	8,755.00	069570	12.8		9,663.84	000100	4.8
	8,763.50	000100	13.5		9,684.00	000100	22.2
	8,767.73	000100	23.6		9,687.43	000100	12.4
	8,775.00	000100	9.5		9,690.00	000100	7.9
	8,797.64	000100	25.5		9,720.00	000100	6.2
	8,800.00	000100	30.1		9,724.05	000100	7.7
	8,820.00	000100	5.4		9,750.00	000100	6.6
	8,823.57	000100	5.2		9,800.00	000100	17.0
	8,832.20	000100	12.0		9,840.00	000100	12.0
	8,834.30	000100	10.7		9,840.79	023100	13.2
	8,840.86	000100	11.1		9,888.00	000100	63.0
	8,843.56	000100	5.8		9,900.00	000100	4.6
	8,887.57	000100	78.1		9,900.00	024500	6.0
	8,888.00	025400	6.4		9,914.86	000100	22.7
	8,900.00	000100	68.6		9,982.02	000100	1.9
	8,900.00	017600	10.4		10,000.00	000100	506.8
	8,901.58	000100	12.8		10,000.00	014100	2.6
	8,990.00	000100	2.7		10,000.00	017400	4.8
	8,993.00	000100	5.1		10,000.00	017600	0.2
	8,996.00	000100	2.9		10,000.00	021200	1.3
	8,996.64	000100	2.9		10,000.00	021800	8.1
	9,000.00	000100	261.4		10,000.00	027560	17.2
	9,000.00	014400	15.6		10,000.00	028100	6.6
	9,000.00	017000	14.1		10,000.00	029300	9.8
	9,000.00	017400	11.1		10,080.00	000100	10.0
	9,000.00	021200	9.8		10,085.20	000100	4.8
	9,000.00	023100	21.3		10,181.70	000100	3.8
	9,000.00	029800	6.5		10,240.00	000100	6.4
	9,000.00	060930	17.8		10,250.00	000100	58.3
	9,000.00	064440	4.5		10,500.00	000100	84.0
	9,000.00	070596	14.4		10,500.00	023400	25.5
	9,000.00	070635	0.9		10,500.00	028100	9.6
	9,003.25	069570	4.8		10,507.00	000100	16.4
	9,025.00	000100	26.7		10,524.00	000100	19.4
	9,073.85	000100	2.8		10,531.00	000100	7.5
	9,097.00	000100	8.2		10,543.13	000100	5.6
	9,111.84	023100	31.8		10,578.55	000100	12.8
	9,116.30	017900	9.1		10,608.19	000100	19.2
	9,118.35	000100	2.0		10,646.34	000100	4.1
	9,119.05	000100	2.0		10,725.00	000100	26.1
	9,119.05	025100	1.7		10,743.28	000100	3.7
	9,161.55	000100	11.1		10,755.25	027600	3.5
	9,167.00	000100	6.5		10,858.00	000100	84.5
	9,168.57	000100	12.6		10,900.00	000100	67.2
	9,173.60	000100	5.3		10,900.00	023400	7.0
	9,173.60	025400	4.7		10,900.00	029300	16.9
	9,207.00	000100	2.0		10,939.95	000100	3.1
	9,250.00	000100	15.7		11,000.00	000100	74.5
	9,294.08	023100	20.7		11,000.00	021800	13.6
	9,300.00	000100	22.9		11,000.00	025400	4.8
	9,335.94	000100	1.8		11,000.00	028100	5.4
	9,387.36	021000	35.1		11,000.00	029300	5.6
	9,400.00	000100	10.6		11,005.75	000100	3.1
	9,400.00	021800	11.5		11,005.80	000100	22.0
	9,400.00	025100	27.0		11,006.00	000100	4.1
	9,432.78	000100	8.9		11,064.55	023500	14.6
	9,432.78	025100	11.2		11,071.59	000100	10.7
	9,433.00	000100	43.8		11,071.59	025400	8.4
	9,487.24	000100	10.8		11,086.59	000100	30.5
	9,489.93	000100	19.7		11,095.71	000100	3.2
	9,500.00	000100	127.9		11,200.00	000100	10.8

**TABLE 8: BASE PRICE PAID TO GROWERS FOR GRAPES CRUSHED AND DELIVERED TO CALIFORNIA PROCESSORS FROM THE 2016 CROP WITH BRIX FACTORS AND PURCHASED TONNAGE, BY TYPE, VARIETY, REPORTING DISTRICT WHERE GROWN, AND WEIGHTED AVERAGE BASE PRICE**

District, Type, and Variety	Base Price	Brix	Tons	District, Type, and Variety	Base Price	Brix	Tons
	Per Ton	Factors			Per Ton	Factors	
	Dollars	Code a/			Dollars	Code a/	
<b>DISTRICT 4 (Cont'd)</b>					32,000.00	021800	9.6
Cabernet Sauvignon (Cont'd)	11,500.00	000100	11.2		32,375.00	000100	11.5
	11,952.70	000100	43.6		33,125.00	000100	15.4
	12,000.00	000100	200.2		34,693.00	000100	8.0
	12,000.00	014100	1.9		40,153.12	000100	18.1
	12,000.00	021800	3.7		59,375.00	000100	7.7
	12,500.00	000100	134.5	Wtd. Avg. Base & Total Tons	6,828.72		37,878.2
	12,500.00	021200	4.4				
	12,500.00	025100	24.6	Carignane	2,450.67	021300	3.8
	12,500.00	029300	1.4		2,500.00	000100	1.5
	13,000.00	000100	22.0		3,100.00	000100	2.6
	13,151.00	000100	64.9	Wtd. Avg. Base & Total Tons	2,673.74		7.9
	13,200.00	021500	26.3				
	13,416.62	000100	4.9	Carmenere	5,500.00	000100	0.4
	13,492.94	000100	4.4	Wtd. Avg. Base & Total Tons	5,500.00		0.4
	13,500.00	000100	2.3				
	13,510.05	000100	15.1	Charbono	2,500.00	000100	23.4
	13,520.32	021000	36.1		2,828.00	000100	11.3
	13,590.00	000100	4.9		2,900.00	000100	25.4
	13,617.00	000100	16.8		2,987.68	000100	13.4
	13,640.00	000100	14.1		3,000.00	000100	2.0
	13,666.66	000100	2.4		3,400.00	000100	26.8
	13,814.17	000100	31.1		3,500.00	000100	16.0
	14,428.00	000100	20.7		3,675.00	000100	4.6
	14,453.00	028000	5.7		3,750.00	000100	7.7
	14,464.68	002300	13.7		3,750.00	024500	0.9
	14,832.40	000100	7.2		4,000.00	000100	0.5
	15,000.00	000100	30.2		4,481.75	000100	10.2
	15,000.00	021800	4.7	Wtd. Avg. Base & Total Tons	3,193.67		142.2
	15,189.68	000100	21.3				
	15,232.30	000100	22.9	Cinsaut *	4,014.07	000100	1.5
	15,649.60	000100	5.4	Wtd. Avg. Base & Total Tons	4,014.07		1.5
	15,661.00	000100	1.8				
	15,751.55	000100	10.5	Dolcetto	1,600.00	021000	7.9
	15,861.38	000100	173.1		1,703.66	000100	1.7
	16,000.00	000100	2.0		2,250.00	000100	1.0
	17,191.70	000100	10.2	Wtd. Avg. Base & Total Tons	1,677.95		10.6
	17,500.00	000100	147.5				
	17,500.00	024800	1.7	Gamay (Napa) *	1,500.00	000100	18.4
	17,575.00	000100	13.0		1,675.53	000100	9.5
	18,000.00	000100	8.8		1,900.00	000100	9.4
	18,000.00	028000	1.5	Wtd. Avg. Base & Total Tons	1,645.51		37.3
	18,278.00	000100	23.1				
	18,333.33	000100	15.5	Gamay Noir Au Jus Blanc	2,600.00	000100	2.4
	18,671.82	000100	27.7	Wtd. Avg. Base & Total Tons	2,600.00		2.4
	18,750.00	025400	5.8				
	20,000.00	000100	1.8	Grenache *	2,000.00	000100	1.5
	20,000.00	025400	14.0		2,000.00	011300	4.5
	20,000.00	028200	6.2		2,700.00	000100	4.9
	20,250.00	000100	4.3		2,750.00	000100	3.5
	21,551.02	000100	4.9		2,900.00	000100	12.5
	21,597.66	000100	6.4		3,000.00	000100	1.5
	21,831.00	027600	11.9		3,800.00	000100	13.0
	22,481.00	000100	7.9		3,985.81	000100	4.7
	22,500.00	000100	1.0		3,990.61	000100	0.4
	23,250.00	000100	1.8		4,000.00	000100	13.8
	23,570.85	000100	1.8		4,100.00	000100	1.1
	24,750.00	000100	7.9		4,113.88	000100	20.8
	25,000.00	025400	74.1		4,200.00	000100	14.3
	25,022.91	000100	10.0		4,500.00	000100	1.4
	25,741.89	000100	4.2		4,500.00	025100	6.1
	26,250.00	000100	2.5		4,500.00	028100	3.9
	26,250.00	025400	3.7		5,000.00	000100	9.8
	26,816.77	000100	10.4		5,332.00	000100	4.3
	27,000.00	000100	2.8		6,499.19	028100	1.8
	28,000.00	000100	8.1		6,500.00	000100	4.6
	28,340.08	000100	2.0		6,556.36	000100	7.5
	28,875.00	000100	12.5	Wtd. Avg. Base & Total Tons	4,155.06		135.9
	30,000.00	000100	5.1				
	30,625.00	000100	8.0	Lagrein	5,000.00	000100	13.4
	31,000.00	000100	3.2		5,500.00	000100	2.6
	31,116.00	028000	4.0		8,250.00	025100	0.6
	31,250.00	000100	5.8	Wtd. Avg. Base & Total Tons	5,195.78		16.6

**TABLE 8: BASE PRICE PAID TO GROWERS FOR GRAPES CRUSHED AND DELIVERED TO CALIFORNIA PROCESSORS FROM THE 2016 CROP WITH BRIX FACTORS AND PURCHASED TONNAGE, BY TYPE, VARIETY, REPORTING DISTRICT WHERE GROWN, AND WEIGHTED AVERAGE BASE PRICE**

District, Type, and Variety	Base Price	Brix	Tons	District, Type, and Variety	Base Price	Brix	Tons
	Per Ton	Factors			Per Ton	Factors	
	Dollars	Code a/			Dollars	Code a/	
<b>DISTRICT 4 (Cont'd)</b>					6,300.00	000100	5.3
Malbec	1,500.00	000100	10.9		6,489.00	000100	13.4
	1,850.00	000100	0.8		6,500.00	000100	26.8
	1,950.00	013600	0.1		6,500.00	021200	2.6
	2,500.00	000100	18.8		6,551.13	000100	8.3
	2,576.99	000100	18.2		6,600.00	000100	0.8
	3,000.00	000100	4.8		6,600.00	023400	4.1
	3,400.00	000100	1.5		6,654.00	000100	4.4
	3,500.00	017400	2.0		6,675.50	000100	7.4
	3,778.01	000100	20.0		6,737.46	000100	21.0
	3,850.00	000100	3.2		6,800.00	000100	8.7
	4,000.00	000100	47.3		6,895.93	000100	16.3
	4,100.00	000100	0.8		6,900.00	000100	6.7
	4,100.00	014100	7.6		6,986.99	017200	3.6
	4,106.00	000100	3.5		7,000.00	000100	7.3
	4,150.00	000100	49.0		7,142.19	000100	19.9
	4,200.00	000100	6.2		7,144.23	000100	11.7
	4,270.24	000100	2.9		7,200.00	000100	6.3
	4,281.75	000100	8.6		7,217.00	000100	5.5
	4,400.00	000100	10.3		7,236.53	025400	0.8
	4,496.84	000100	2.1		7,500.00	000100	15.7
	4,500.00	000100	34.9		7,587.59	000100	0.8
	4,500.00	021200	3.6		7,883.21	000100	5.7
	4,500.00	021500	27.6		8,000.00	000100	21.3
	4,500.00	024500	1.0		8,500.00	000100	1.0
	4,507.00	017400	3.1		11,026.71	000100	0.9
	4,561.20	000100	9.4		12,500.00	000100	4.9
	4,600.00	000100	5.8		13,912.00	028000	1.2
	4,600.00	021500	8.2		20,000.00	028200	1.1
	4,686.38	000100	23.2	Wtd. Avg. Base & Total Tons	5,350.60		1,103.3
	4,986.84	000100	9.7	Mataro *	2,000.00	011300	0.4
	4,990.71	000100	19.1		2,600.00	000100	3.1
	4,991.00	024800	12.3		2,750.00	000100	6.1
	5,000.00	000100	68.4		2,810.62	000100	0.4
	5,000.00	024500	1.1		2,900.00	000100	7.3
	5,009.00	000100	81.0		3,819.96	020400	3.1
	5,036.28	017200	14.7		4,353.56	000100	1.9
	5,037.00	000100	8.7		4,500.00	028100	0.8
	5,037.35	000100	61.1	Wtd. Avg. Base & Total Tons	3,101.42		23.1
	5,037.35	014100	1.2	Merlot	800.00	000100	22.7
	5,037.35	023400	5.9		1,200.00	000100	20.2
	5,038.00	000100	0.3		1,400.00	000100	5.4
	5,196.00	000100	26.4		1,445.00	000100	13.8
	5,368.45	000100	2.4		1,600.00	000100	5.0
	5,431.00	025100	1.0		1,650.00	000100	88.7
	5,451.23	000100	2.2		1,700.00	000100	93.7
	5,485.52	000100	1.5		1,750.00	000100	4.3
	5,500.00	000100	2.3		1,800.00	000100	31.9
	5,500.00	021200	1.0		1,858.00	000100	2.2
	5,500.00	021800	1.9		1,880.92	000100	1.3
	5,500.00	023100	13.5		1,905.00	000100	1.6
	5,541.09	000100	8.9		1,950.00	013100	0.1
	5,541.09	019400	4.6		1,994.01	000100	6.8
	5,550.00	000100	0.5		2,000.00	017200	14.6
	5,626.00	000100	4.1		2,100.00	000100	10.4
	5,634.88	021500	3.3		2,147.00	000100	2.0
	5,700.00	000100	12.2		2,200.00	000100	33.9
	5,734.87	000100	15.2		2,212.88	025100	75.6
	5,739.32	028100	4.4		2,250.00	021000	4.7
	5,792.95	000100	12.9		2,270.00	024500	0.4
	5,800.00	000100	6.5		2,300.00	000100	30.1
	5,800.00	017400	0.1		2,300.78	000100	32.7
	5,994.00	000100	1.9		2,310.00	025100	52.1
	6,000.00	000100	26.5		2,375.70	021500	7.1
	6,000.00	017600	8.4		2,400.00	000100	37.9
	6,044.82	000100	16.3		2,420.00	027600	5.0
	6,045.00	000100	4.9		2,446.07	000100	57.7
	6,200.00	000100	20.1		2,450.00	000100	8.5
	6,238.39	000100	25.8		2,455.45	000100	98.2
	6,238.39	017200	3.7		2,500.00	000100	202.9
	6,283.39	000100	7.4		2,500.00	019400	21.9
	6,288.52	000100	11.0				

**TABLE 8: BASE PRICE PAID TO GROWERS FOR GRAPES CRUSHED AND DELIVERED TO CALIFORNIA PROCESSORS FROM THE 2016 CROP WITH BRIX FACTORS AND PURCHASED TONNAGE, BY TYPE, VARIETY, REPORTING DISTRICT WHERE GROWN, AND WEIGHTED AVERAGE BASE PRICE**

District, Type, and Variety	Base Price	Brix	Tons	District, Type, and Variety	Base Price	Brix	Tons
	Per Ton	Factors			Per Ton	Factors	
	Dollars	Code a/			Dollars	Code a/	
<b>DISTRICT 4 (Cont'd)</b>					3,221.09	000100	12.4
Merlot (Cont'd)	2,500.00	024800	20.2		3,239.23	000100	14.5
	2,500.00	060485	35.9		3,241.00	000100	88.4
	2,503.72	014100	155.1		3,250.00	000100	121.3
	2,550.00	000100	0.6		3,250.00	014100	5.3
	2,572.83	000100	12.6		3,250.00	021200	5.6
	2,575.00	000100	10.0		3,250.00	027600	6.1
	2,600.00	000100	112.3		3,255.00	000100	48.9
	2,600.00	021000	2.0		3,261.62	000100	15.6
	2,625.00	021000	28.7		3,264.28	000100	23.8
	2,632.52	017600	27.4		3,285.72	000100	13.8
	2,648.24	021500	1.0		3,290.00	000100	14.0
	2,700.00	000100	270.2		3,291.61	000100	57.4
	2,700.00	021200	92.8		3,300.00	000100	51.1
	2,731.56	000100	15.0		3,300.00	017200	10.6
	2,750.00	000100	160.9		3,311.00	000100	7.9
	2,767.60	000100	10.6		3,350.00	000100	77.2
	2,774.00	000100	10.0		3,374.00	027800	5.4
	2,800.00	000100	118.9		3,374.47	000100	32.9
	2,800.00	004050	2.1		3,375.00	000100	3.1
	2,800.00	013800	50.8		3,388.73	023400	14.6
	2,828.00	000100	1.6		3,390.00	023100	77.3
	2,835.00	000100	44.7		3,400.00	000100	45.1
	2,850.00	000100	54.0		3,400.00	021200	111.3
	2,881.00	000100	32.8		3,425.00	014000	14.6
	2,884.00	000100	2.3		3,448.36	000100	5.2
	2,891.53	000100	73.4		3,449.00	000100	11.0
	2,895.73	000100	72.3		3,461.00	000100	7.8
	2,900.00	000100	37.8		3,462.00	000100	5.0
	2,900.00	025100	36.8		3,490.00	000100	29.4
	2,906.53	000100	96.2		3,500.00	000100	436.3
	2,915.00	000100	11.3		3,500.00	017200	4.3
	2,940.00	000100	49.6		3,500.00	021000	17.0
	2,968.00	000100	1.5		3,500.00	021500	9.3
	2,975.65	000100	17.9		3,500.00	023400	16.7
	2,977.90	000100	52.2		3,500.00	024800	7.1
	2,978.00	000100	1.9		3,500.00	027500	2.0
	3,000.00	000100	572.4		3,520.84	000100	27.1
	3,000.00	013600	2.9		3,527.85	000100	18.3
	3,000.00	017400	1.4		3,527.86	000100	141.7
	3,000.00	017600	52.0		3,542.76	023400	54.9
	3,000.00	025100	47.1		3,570.00	000100	0.9
	3,000.98	000100	73.5		3,578.77	000100	5.4
	3,012.45	000100	64.3		3,584.01	000100	55.3
	3,030.00	000100	130.8		3,600.00	000100	47.5
	3,050.00	000100	0.8		3,600.00	021600	6.9
	3,067.70	000100	108.2		3,604.83	000100	5.1
	3,067.70	020800	224.6		3,605.00	000100	143.8
	3,068.00	000100	6.8		3,632.53	000100	51.8
	3,072.34	000100	44.2		3,638.25	000100	12.6
	3,080.00	028000	3.6		3,646.52	025100	6.6
	3,080.66	000100	12.2		3,650.00	000100	6.2
	3,080.66	021500	14.0		3,694.08	000100	6.1
	3,096.08	000100	15.8		3,700.00	000100	48.8
	3,100.00	000100	32.8		3,700.00	017200	16.3
	3,130.00	000100	3.7		3,713.15	000100	4.0
	3,132.54	000100	8.1		3,750.00	000100	30.6
	3,133.43	000100	61.1		3,752.00	000100	13.7
	3,134.00	000100	37.6		3,761.84	000100	3.6
	3,134.64	000100	25.6		3,762.00	000100	49.5
	3,134.64	024800	6.6		3,775.36	017400	16.8
	3,134.64	025100	8.4		3,775.63	000100	87.5
	3,134.87	000100	238.8		3,780.00	002300	6.3
	3,134.87	020800	41.2		3,780.00	002600	12.9
	3,134.87	027600	5.2		3,800.00	000100	23.8
	3,135.00	000100	1.0		3,800.00	023100	7.2
	3,145.00	000100	17.8		3,834.63	000100	23.6
	3,150.00	000100	66.9		3,858.75	000100	5.7
	3,150.00	021000	6.2		3,858.75	023100	21.8
	3,166.35	017400	13.9		3,876.00	000100	2.2
	3,200.00	000100	188.3		3,917.82	000100	36.6
	3,200.00	013600	22.0		3,918.59	017200	23.2
	3,200.00	023400	60.0		3,932.66	017400	31.2

**TABLE 8: BASE PRICE PAID TO GROWERS FOR GRAPES CRUSHED AND DELIVERED TO CALIFORNIA PROCESSORS FROM THE 2016 CROP WITH BRIX FACTORS AND PURCHASED TONNAGE, BY TYPE, VARIETY, REPORTING DISTRICT WHERE GROWN, AND WEIGHTED AVERAGE BASE PRICE**

District, Type, and Variety	Base Price	Brix	Tons	District, Type, and Variety	Base Price	Brix	Tons
	Per Ton	Factors			Per Ton	Factors	
	Dollars	Code a/			Dollars	Code a/	
<b>DISTRICT 4 (Cont'd)</b>					5,500.00	000100	26.3
Merlot (Cont'd)	3,933.00	000100	23.3		5,500.00	017400	4.4
	3,939.28	000100	4.9		5,516.00	027600	2.8
	3,954.00	000100	6.0		5,550.00	000100	1.5
	3,960.34	000100	41.9		5,600.00	000100	3.8
	3,986.29	000100	49.1		5,665.00	070627	8.1
	4,000.00	000100	95.0		5,750.00	000100	4.8
	4,000.00	002600	9.8		5,868.31	000100	20.2
	4,000.00	017200	3.9		5,900.00	000100	1.4
	4,000.00	021500	7.1		5,921.76	017400	7.1
	4,000.00	025100	2.0		6,000.00	000100	29.7
	4,054.00	025100	10.0		6,000.00	029300	5.7
	4,075.00	000100	26.7		6,000.00	069570	4.9
	4,075.33	017200	43.7		6,030.13	000100	1.2
	4,090.27	000100	18.3		6,250.00	000100	9.8
	4,101.28	000100	16.4		6,370.00	000100	17.3
	4,116.66	000100	15.0		6,400.00	000100	0.1
	4,121.31	017200	24.1		6,500.00	000100	1.5
	4,169.38	000100	5.8		6,756.00	000100	27.6
	4,169.38	017600	12.1		7,000.00	000100	7.1
	4,180.00	000100	5.8		7,050.00	000100	3.0
	4,196.78	000100	5.8		7,053.00	000100	54.6
	4,200.00	000100	5.4		7,120.00	000100	6.0
	4,200.00	017400	11.1		7,500.00	000100	3.9
	4,217.00	023100	10.1		7,615.83	017200	7.1
	4,219.00	000100	2.6		9,000.00	000100	1.7
	4,219.73	000100	2.9		9,097.00	000100	3.8
	4,222.42	000100	38.3		11,655.00	028000	5.3
	4,241.37	000100	14.7		12,032.00	028000	2.6
	4,250.00	024800	1.2		12,500.00	000100	1.0
	4,274.55	017400	37.2		15,278.25	000100	5.9
	4,313.40	000100	8.0		15,286.10	000100	3.7
	4,371.75	000100	20.9		15,819.49	000100	1.0
	4,379.63	000100	20.1		16,126.00	000100	1.8
	4,400.00	000100	13.2		20,000.00	028200	6.9
	4,410.00	000100	5.2	Wtd. Avg. Base & Total Tons	3,351.79		8,895.7
	4,420.17	017200	5.1				
	4,428.00	000100	15.8	Meunier *	1,773.12	006650	22.9
	4,455.78	000100	7.7		1,790.18	006650	135.7
	4,500.00	000100	124.6		1,977.86	006650	27.6
	4,500.00	017400	44.3		2,000.00	000100	7.8
	4,500.00	019600	3.2	Wtd. Avg. Base & Total Tons	1,823.30		194.0
	4,562.22	000100	2.3				
	4,562.22	025400	2.1	Montepulciano	2,000.00	000100	1.9
	4,576.00	000100	8.8	Wtd. Avg. Base & Total Tons	2,000.00		1.9
	4,584.67	000100	7.8				
	4,600.00	000100	19.4	Nebbiolo	2,794.19	000100	5.2
	4,656.96	000100	4.1	Wtd. Avg. Base & Total Tons	2,794.19		5.2
	4,660.00	000100	4.4				
	4,672.00	021200	4.3	Petit Verdot	1,950.00	013100	0.1
	4,750.00	000100	2.8		1,999.13	000100	39.8
	4,800.00	000100	13.0		2,000.00	000100	5.5
	4,815.00	000100	13.4		2,500.00	000100	2.2
	4,868.75	000100	15.5		2,655.13	000100	17.4
	4,950.00	000100	1.1		2,719.00	000100	18.2
	5,000.00	000100	80.2		3,000.00	000100	34.1
	5,000.00	024500	1.1		3,000.00	011700	13.5
	5,000.00	070627	17.3		3,088.00	000100	0.8
	5,057.96	000100	2.6		3,450.00	000100	5.7
	5,090.77	000100	8.3		3,500.00	000100	0.5
	5,155.00	000100	21.3		3,570.00	000100	10.3
	5,196.00	000100	50.1		3,600.00	000100	1.0
	5,200.00	000100	17.7		4,000.00	000100	42.1
	5,200.00	002200	7.1		4,163.59	000100	8.7
	5,250.00	000100	2.9		4,200.00	000100	25.3
	5,253.00	017400	9.8		4,324.13	000100	21.6
	5,253.11	000100	3.6		4,463.10	000100	19.1
	5,274.00	000100	2.5		4,500.00	000100	1.5
	5,300.00	017400	18.3		4,500.00	023400	6.2
	5,377.43	000100	0.9		4,562.22	000100	1.7
	5,402.44	000100	8.9		4,600.00	000100	21.8
	5,455.77	000100	4.5		4,700.00	000100	12.8
	5,460.00	000100	6.3		4,800.00	000100	29.3

**TABLE 8: BASE PRICE PAID TO GROWERS FOR GRAPES CRUSHED AND DELIVERED TO CALIFORNIA PROCESSORS FROM THE 2016 CROP WITH BRIX FACTORS AND PURCHASED TONNAGE, BY TYPE, VARIETY, REPORTING DISTRICT WHERE GROWN, AND WEIGHTED AVERAGE BASE PRICE**

District, Type, and Variety	Base Price	Brix	Tons	District, Type, and Variety	Base Price	Brix	Tons
	Per Ton	Factors			Per Ton	Factors	
	Dollars	Code a/			Dollars	Code a/	
<b>DISTRICT 4 (Cont'd)</b>					6,850.00	024500	0.5
Petit Verdot (Cont'd)	4,850.00	000100	9.5		6,853.00	000100	14.0
	4,850.00	014100	29.4		6,918.60	000100	3.9
	4,900.00	000100	12.1		6,954.23	000100	7.9
	4,931.63	000100	0.6		6,974.15	000100	2.3
	5,000.00	000100	29.9		7,000.00	000100	26.9
	5,000.00	021800	3.0		7,000.00	070627	3.0
	5,000.00	025100	6.8		7,015.00	000100	7.6
	5,009.00	000100	59.7		7,144.23	000100	6.5
	5,100.00	000100	4.1		7,244.00	000100	4.0
	5,124.24	000100	0.5		7,264.74	000100	26.4
	5,144.56	000100	3.8		7,294.54	000100	29.9
	5,200.00	000100	39.1		7,303.03	000100	12.0
	5,322.72	000100	1.5		7,400.00	000100	3.1
	5,402.44	000100	3.2		7,400.00	021200	4.1
	5,449.61	000100	15.5		7,439.00	000100	5.1
	5,450.00	000100	1.6		7,500.00	000100	15.8
	5,476.00	000100	1.7		7,500.00	002200	6.4
	5,500.00	000100	20.2		7,500.00	023400	2.9
	5,500.00	024800	2.1		7,571.87	000100	4.8
	5,523.23	000100	13.8		7,587.59	000100	2.5
	5,550.00	000100	2.0		7,599.08	000100	5.5
	5,555.00	000100	4.6		7,600.00	000100	1.7
	5,600.00	000100	25.7		7,729.68	000100	2.7
	5,640.00	000100	4.7		7,744.43	000100	4.3
	5,684.68	000100	1.3		7,749.00	000100	1.6
	5,700.00	000100	3.4		7,900.00	000100	2.7
	5,722.50	000100	23.2		8,000.00	000100	3.9
	5,741.59	000100	8.6		8,000.00	023400	1.9
	5,765.00	000100	49.0		8,100.00	000100	1.0
	5,765.50	000100	38.3		8,318.56	017200	0.4
	5,766.00	000100	4.1		8,400.00	000100	2.2
	5,766.00	017200	4.0		8,427.10	025400	0.9
	5,792.95	000100	8.5		8,427.40	000100	1.3
	5,796.00	000100	1.9		8,500.00	000100	6.8
	5,800.00	000100	27.1		8,900.00	017000	1.8
	5,800.00	027600	1.0		9,000.00	000100	4.7
	5,800.00	028100	1.0		9,000.00	023100	12.7
	5,811.79	000100	3.6		9,432.78	000100	21.3
	5,812.00	024800	16.7		10,000.00	000100	4.0
	5,813.97	000100	8.4		12,000.00	000100	16.1
	5,835.62	000100	8.0		12,229.46	000100	4.5
	5,846.00	000100	6.9		12,500.00	000100	9.6
	5,850.00	000100	14.9		12,790.00	028000	2.3
	5,872.00	000100	5.8		12,863.00	000100	5.7
	5,900.00	000100	23.0		14,688.00	000100	2.2
	5,977.21	029125	0.8		15,620.00	000100	2.5
	6,000.00	000100	57.7		16,093.39	000100	1.6
	6,000.00	014100	3.0		16,126.00	000100	3.1
	6,000.00	017400	3.6		17,500.00	000100	5.2
	6,000.00	021800	1.3		17,500.00	027600	0.8
	6,000.00	023400	12.0		20,000.00	025400	1.8
	6,016.30	000100	6.4		20,000.00	028200	6.5
	6,030.13	000100	0.4		20,288.90	000100	3.0
	6,200.00	000100	4.2		25,000.00	025400	1.6
	6,288.52	000100	5.9	Wtd. Avg. Base & Total Tons	6,023.26		1,495.1
	6,300.00	000100	18.1	Petite Sirah	200.00	000100	1.5
	6,300.00	017400	0.1		500.00	000100	3.8
	6,342.05	000100	6.1		1,000.00	000100	27.9
	6,342.05	024500	17.1		1,100.00	000100	2.9
	6,374.71	021000	5.2		1,500.00	000100	1.5
	6,395.37	000100	0.2		1,950.00	009500	0.1
	6,400.00	000100	0.9		2,000.00	000100	3.3
	6,400.00	002300	1.4		2,100.00	000100	43.6
	6,500.00	000100	38.1		2,297.72	000100	35.1
	6,542.84	000100	38.7		2,313.51	000100	14.2
	6,564.35	025100	0.8		2,421.61	000100	12.8
	6,658.48	000100	7.3		2,431.00	000100	5.3
	6,684.00	000100	4.4		2,474.00	000100	10.3
	6,686.00	000100	3.7		2,474.00	017800	10.7
	6,805.00	000100	5.8		2,500.00	027800	1.0
	6,816.00	000100	17.1		2,575.50	067945	49.7
	6,850.00	000100	4.3				

**TABLE 8: BASE PRICE PAID TO GROWERS FOR GRAPES CRUSHED AND DELIVERED TO CALIFORNIA PROCESSORS FROM THE 2016 CROP WITH BRIX FACTORS AND PURCHASED TONNAGE, BY TYPE, VARIETY, REPORTING DISTRICT WHERE GROWN, AND WEIGHTED AVERAGE BASE PRICE**

District, Type, and Variety	Base Price	Brix	Tons	District, Type, and Variety	Base Price	Brix	Tons
	Per Ton	Factors			Per Ton	Factors	
	Dollars	Code a/			Dollars	Code a/	
<b>DISTRICT 4 (Cont'd)</b>					4,057.00	000100	58.7
Petite Sirah (Cont'd)	2,600.00	000100	24.5		4,065.19	000100	2.0
	2,750.00	000100	66.0		4,100.00	025300	8.6
	2,780.25	000100	13.2		4,180.00	000100	4.9
	2,800.00	025100	1.8		4,232.00	000100	8.2
	2,828.00	000100	3.2		4,232.00	021500	2.8
	2,900.00	000100	29.4		4,233.60	000100	11.4
	2,950.00	000100	54.8		4,234.00	000100	23.0
	3,000.00	000100	133.9		4,241.94	000100	11.0
	3,000.00	020800	13.1		4,250.00	000100	6.3
	3,085.00	000100	29.8		4,250.00	024500	0.7
	3,100.00	000100	23.9		4,300.00	025300	2.5
	3,104.25	000100	42.3		4,410.21	013600	17.9
	3,150.00	000100	1.8		4,418.69	023400	22.4
	3,200.00	000100	56.9		4,500.00	000100	52.5
	3,200.00	024500	22.4		4,500.00	021300	102.0
	3,206.00	000100	0.8		4,584.10	000100	5.3
	3,300.00	000100	131.2		4,599.00	025300	21.7
	3,305.79	021500	7.0		4,700.00	000100	1.1
	3,307.50	000100	65.2		4,721.68	025100	1.5
	3,350.00	000100	2.3		4,800.00	000100	52.8
	3,366.00	000100	11.9		4,850.00	000100	10.0
	3,400.00	000100	13.5		5,000.00	000100	35.8
	3,400.00	021200	2.0		5,115.60	025100	0.8
	3,401.79	000100	6.7		5,115.60	025300	1.0
	3,412.00	000100	1.9		5,350.00	000100	3.0
	3,417.00	021000	5.9		5,500.00	000100	0.8
	3,450.00	000100	118.6		5,500.00	021800	3.8
	3,500.00	000100	307.6		5,500.00	025100	5.6
	3,500.00	002600	21.9		5,750.00	000100	9.6
	3,500.00	017000	4.8		5,834.95	069570	8.8
	3,500.00	017200	1.5		6,288.00	000100	11.2
	3,500.00	023400	45.7		6,719.65	000100	6.3
	3,503.03	000100	14.2		6,887.00	000100	3.6
	3,525.00	014100	12.6		7,000.00	000100	13.3
	3,526.00	000100	2.0		9,975.30	000100	2.6
	3,528.00	000100	25.7	Wtd. Avg. Base & Total Tons	3,576.72		2,758.3
	3,528.00	024800	4.7				
	3,528.17	000100	11.1	Pinot Noir	1,500.00	024500	5.2
	3,534.95	000100	10.2		1,650.00	000100	92.9
	3,534.95	002100	0.5		1,750.00	000100	3.0
	3,534.95	023400	40.8		1,800.00	000100	12.2
	3,535.00	000100	39.3		1,900.00	006650	89.4
	3,539.30	023400	9.6		1,903.14	006650	110.5
	3,543.95	000100	4.3		1,949.60	006650	255.6
	3,550.00	000100	21.3		1,950.00	006650	143.0
	3,600.00	000100	16.7		1,956.02	006650	106.1
	3,600.00	017200	10.3		1,956.02	021000	9.8
	3,602.54	021000	6.4		1,962.81	006650	117.4
	3,641.57	000100	4.2		1,973.19	006650	16.7
	3,700.00	000100	21.8		2,000.00	000100	4.2
	3,702.54	000100	8.8		2,000.00	002200	0.7
	3,703.00	000100	6.6		2,000.00	006650	253.8
	3,704.57	000100	23.4		2,000.00	025100	0.9
	3,720.65	000100	0.7		2,010.26	006650	48.0
	3,760.00	021000	14.5		2,023.22	006650	80.2
	3,776.28	000100	3.7		2,023.23	006650	351.8
	3,800.00	000100	118.8		2,050.00	000100	29.3
	3,800.00	023400	6.0		2,061.10	006650	29.4
	3,805.91	020400	13.7		2,065.52	006650	50.6
	3,819.96	020400	25.8		2,100.00	000100	66.1
	3,825.00	004268	31.3		2,100.00	006650	123.7
	3,850.00	000100	10.8		2,112.06	006650	147.1
	3,853.00	000100	4.2		2,121.07	006650	78.1
	3,878.85	000100	6.2		2,153.64	006650	20.0
	3,880.99	000100	5.1		2,164.15	006650	87.6
	3,888.00	000100	15.8		2,223.44	006650	196.1
	3,888.45	020150	43.1		2,223.44	021000	18.1
	3,900.00	000100	6.0		2,250.00	000100	7.0
	4,000.00	000100	90.4		2,272.07	006650	22.7
	4,000.00	013600	11.7		2,300.00	000100	7.3
	4,000.00	025300	4.8		2,450.00	006500	0.4
	4,055.00	000100	28.5		2,500.00	000100	102.3



**TABLE 8: BASE PRICE PAID TO GROWERS FOR GRAPES CRUSHED AND DELIVERED TO CALIFORNIA PROCESSORS FROM THE 2016 CROP WITH BRIX FACTORS AND PURCHASED TONNAGE, BY TYPE, VARIETY, REPORTING DISTRICT WHERE GROWN, AND WEIGHTED AVERAGE BASE PRICE**

District, Type, and Variety	Base Price	Brix	Tons	District, Type, and Variety	Base Price	Brix	Tons
	Per Ton	Factors			Per Ton	Factors	
	Dollars	Code a/			Dollars	Code a/	
<b>DISTRICT 4 (Cont'd)</b>							
Pinot Noir (Cont'd)							
	2,500.00	011700	19.7	Primitivo	2,700.00	000100	0.9
	2,500.00	017200	40.5		2,850.00	000100	2.6
	2,550.00	000100	28.7		3,000.00	000100	1.9
	2,558.76	000100	13.8		3,155.00	021500	3.0
	2,568.68	000100	27.2		4,000.00	025300	4.8
	2,595.42	000100	19.8	Wtd. Avg. Base & Total Tons	3,348.86		13.2
	2,600.00	000100	10.0				
	2,648.00	000100	11.9	Refosco *	3,500.00	000100	1.0
	2,648.31	000100	85.1		5,500.00	000100	2.0
	2,650.00	024500	3.3	Wtd. Avg. Base & Total Tons	4,833.33		3.0
	2,690.90	000100	10.8				
	2,697.44	000100	35.7	Sangiovese *	1,800.00	021500	14.5
	2,700.00	000100	46.1		2,000.00	000100	1.9
	2,713.42	000100	105.5		2,000.00	009100	0.5
	2,713.42	020800	50.2		2,250.00	000100	5.9
	2,755.00	000100	7.5		2,500.00	000100	0.5
	2,800.00	000100	59.8		2,500.00	011700	7.9
	2,800.00	017400	0.8		2,500.00	013800	1.1
	2,819.45	000100	13.9		2,791.32	021500	9.2
	2,900.00	000100	54.6		2,858.00	000100	11.3
	2,913.14	000100	5.5		2,958.00	000100	9.3
	2,921.87	000100	52.8		2,958.53	000100	12.2
	3,000.00	000100	161.4		2,958.53	021000	1.8
	3,000.00	021000	1.8		2,983.90	000100	10.3
	3,086.37	000100	33.5		3,000.00	000100	46.3
	3,100.00	025100	44.6		3,000.00	024800	6.2
	3,150.00	000100	20.3		3,030.00	000100	13.3
	3,180.54	000100	20.3		3,067.70	000100	7.4
	3,200.00	000100	101.5		3,125.00	000100	6.0
	3,256.10	000100	11.8		3,125.00	025100	1.0
	3,300.00	000100	10.0		3,125.91	000100	2.2
	3,300.00	020800	33.2		3,135.00	000100	14.6
	3,350.00	000100	11.9		3,200.00	000100	6.9
	3,400.00	000100	31.5		3,200.00	017400	1.8
	3,470.83	000100	6.5		3,300.00	000100	8.8
	3,500.00	000100	296.5		3,360.00	000100	3.5
	3,500.00	017400	4.6		3,360.92	000100	2.3
	3,512.00	000100	7.5		3,400.00	000100	6.2
	3,512.00	024500	7.8		3,500.00	000100	2.0
	3,515.00	000100	453.3		3,900.00	000100	16.9
	3,600.00	000100	29.0		3,950.00	000100	5.3
	3,693.00	000100	27.9		4,000.00	000100	11.0
	3,739.25	000100	38.2		4,100.00	025100	2.8
	3,740.07	021800	136.9		4,500.00	000100	9.2
	3,902.31	000100	14.6		6,500.00	000100	10.2
	4,000.00	000100	7.7		12,500.00	025430	6.7
	4,000.00	021000	2.4	Wtd. Avg. Base & Total Tons	3,461.41		277.0
	4,000.00	024500	10.2				
	4,059.51	000100	99.5	St Laurent	2,500.00	021200	1.1
	4,200.00	000100	3.4	Wtd. Avg. Base & Total Tons	2,500.00		1.1
	4,267.25	000100	26.6				
	4,318.00	000100	4.0	Syrah *	1,000.00	000100	3.5
	4,500.00	000100	19.0		1,600.00	000100	1.9
	4,500.00	021200	8.5		1,750.00	000100	1.7
	4,600.00	000100	5.9		1,800.00	000100	7.9
	4,630.00	000100	19.2		2,000.00	000100	7.1
	4,750.00	000100	11.6		2,000.00	024800	2.0
	4,800.00	024500	6.1		2,350.00	000100	7.0
	4,900.00	000100	12.1		2,400.00	021000	1.0
	5,000.00	000100	34.5		2,500.00	000100	6.4
	5,200.00	000100	1.5		2,500.00	011700	18.4
	5,400.32	000100	35.5		2,500.00	013600	9.3
	5,510.00	000100	16.2		2,543.00	000100	7.4
	5,550.00	000100	0.2		2,560.00	000100	45.3
	5,720.00	000100	46.6		2,700.00	000100	36.5
	5,775.00	000100	11.5		2,700.00	017600	2.3
	6,000.00	000100	5.9		2,716.00	004050	0.8
	6,500.00	000100	7.0		2,750.00	000100	1.9
	6,753.84	000100	13.9		2,780.25	000100	21.9
	7,717.50	000100	9.3		2,800.00	000100	56.1
	8,038.78	000100	33.2		2,838.81	000100	3.9
Wtd. Avg. Base & Total Tons	2,778.52		5,346.5		2,900.00	000100	31.3

**TABLE 8: BASE PRICE PAID TO GROWERS FOR GRAPES CRUSHED AND DELIVERED TO CALIFORNIA PROCESSORS FROM THE 2016 CROP WITH BRIX FACTORS AND PURCHASED TONNAGE, BY TYPE, VARIETY, REPORTING DISTRICT WHERE GROWN, AND WEIGHTED AVERAGE BASE PRICE**

District, Type, and Variety	Base Price	Brix	Tons	District, Type, and Variety	Base Price	Brix	Tons
	Per Ton	Factors			Per Ton	Factors	
	Dollars	Code a/			Dollars	Code a/	
<b>DISTRICT 4 (Cont'd)</b>					5,200.00	000100	3.2
Syrah * (Cont'd)	2,927.26	000100	51.7		5,245.09	000100	7.6
	3,000.00	000100	67.7		5,245.09	069570	25.5
	3,000.00	017400	1.6		5,258.24	028100	2.2
	3,009.83	000100	7.6		5,304.50	069570	2.8
	3,050.00	000100	16.1		5,500.00	000100	11.4
	3,066.67	000100	18.7		5,536.49	000100	4.4
	3,090.00	000100	18.6		5,599.31	000100	2.9
	3,100.00	000100	8.5		5,866.35	000100	0.6
	3,105.75	000100	51.7		6,333.00	000100	5.8
	3,135.00	014100	34.4		6,833.00	000100	5.9
	3,172.39	000100	29.1		6,869.00	000100	3.4
	3,196.50	000100	4.6		8,925.00	000100	10.3
	3,200.00	000100	18.8	Wtd. Avg. Base & Total Tons	3,591.75		1,510.0
	3,200.00	002600	2.0				
	3,200.00	013600	6.4	Tannat	3,500.00	000100	6.6
	3,200.00	025100	28.6	Wtd. Avg. Base & Total Tons	3,500.00		6.6
	3,201.40	000100	3.7				
	3,201.41	000100	32.9	Tempranillo *	2,522.00	024800	2.5
	3,201.41	023400	9.2		3,412.60	000100	4.4
	3,224.25	000100	25.5		3,500.00	000100	7.0
	3,233.62	000100	7.4		3,800.00	000100	3.9
	3,234.00	024800	10.0		3,800.00	013100	1.1
	3,256.45	000100	5.5		3,800.00	025100	3.1
	3,300.00	000100	9.4		4,200.00	000100	4.2
	3,300.00	013600	3.3		4,700.00	024800	11.2
	3,350.00	000100	7.5		4,900.00	000100	5.9
	3,368.13	000100	29.1		5,000.00	000100	7.0
	3,391.00	000100	2.9	Wtd. Avg. Base & Total Tons	4,190.66		50.3
	3,400.00	000100	7.6				
	3,400.00	017600	1.2	Touriga Nacional *	2,200.00	000100	2.6
	3,500.00	000100	53.9		3,500.00	000100	1.0
	3,500.00	013600	2.1	Wtd. Avg. Base & Total Tons	2,561.11		3.6
	3,500.00	017400	4.8				
	3,500.00	017600	2.6	Zinfandel	200.00	000100	14.3
	3,500.00	021500	4.7		1,000.00	000100	1.1
	3,500.00	024500	8.4		1,300.00	000100	14.4
	3,521.55	021300	23.8		1,300.00	017000	20.6
	3,556.98	021200	9.5		1,550.00	000100	12.9
	3,600.00	000100	12.2		2,300.00	024800	0.1
	3,675.00	000100	2.1		2,400.00	017600	8.6
	3,700.00	000100	17.0		2,500.00	000100	9.7
	3,718.66	000100	20.1		2,600.00	000100	1.7
	3,734.00	000100	6.7		2,700.00	000100	1.6
	3,750.00	000100	30.8		2,815.00	000100	7.4
	3,800.00	000100	73.8		2,828.00	000100	3.9
	3,800.00	028100	2.0		2,897.36	000100	79.3
	3,841.69	000100	7.3		2,900.00	000100	3.6
	4,000.00	000100	35.1		2,940.00	000100	1.3
	4,000.00	025300	0.9		2,982.22	000100	5.5
	4,042.01	013600	38.1		3,000.00	000100	73.8
	4,100.00	000100	14.4		3,000.00	020800	29.0
	4,190.00	000100	10.1		3,000.00	025300	1.2
	4,200.00	013600	5.1		3,000.00	070746	19.2
	4,224.88	000100	11.5		3,030.00	000100	50.8
	4,233.33	000100	19.7		3,050.56	000100	72.8
	4,250.00	000100	4.6		3,100.00	000100	61.0
	4,300.71	000100	5.3		3,155.00	021500	1.5
	4,328.50	000100	18.5		3,193.77	000100	6.6
	4,365.00	000100	4.7		3,200.00	000100	122.8
	4,370.91	069570	17.2		3,289.00	000100	4.8
	4,400.00	000100	23.8		3,300.00	000100	101.0
	4,435.00	000100	11.1		3,321.08	000100	5.4
	4,482.15	000100	4.7		3,325.40	000100	75.0
	4,500.00	000100	26.7		3,333.00	000100	1.5
	4,500.00	004270	1.1		3,389.19	000100	12.3
	4,575.71	000100	20.8		3,389.50	000100	5.6
	4,781.40	000100	1.1		3,389.51	000100	197.7
	4,800.00	000100	5.2		3,389.51	027600	13.6
	4,850.00	000100	23.9		3,400.00	000100	63.2
	4,900.00	000100	8.4		3,400.00	025300	1.8
	4,927.34	000100	6.4		3,410.00	000100	1.7
	5,000.00	000100	28.9		3,411.00	017600	2.2

**TABLE 8: BASE PRICE PAID TO GROWERS FOR GRAPES CRUSHED AND DELIVERED TO CALIFORNIA PROCESSORS FROM THE 2016 CROP WITH BRIX FACTORS AND PURCHASED TONNAGE, BY TYPE, VARIETY, REPORTING DISTRICT WHERE GROWN, AND WEIGHTED AVERAGE BASE PRICE**

District, Type, and Variety	Base Price	Brix	Tons	District, Type, and Variety	Base Price	Brix	Tons
	Per Ton	Factors			Per Ton	Factors	
	Dollars	Code a/			Dollars	Code a/	
<b>DISTRICT 4 (Cont'd)</b>				Chardonnay *	500.00	000100	617.1
Zinfandel (Cont'd)	3,418.92	020800	0.4		515.73	000100	236.4
	3,419.00	000100	61.7		625.00	013600	294.5
	3,419.30	000100	67.5		700.00	000100	697.8
	3,419.50	000100	10.3		750.00	000100	270.2
	3,441.67	000100	101.5		1,000.00	000100	4.6
	3,450.00	000100	86.2		1,100.00	000100	174.0
	3,459.95	000100	17.1		1,100.00	006650	52.1
	3,489.00	000100	22.5		1,200.00	000100	644.5
	3,500.00	000100	312.7		1,200.00	016000	417.8
	3,500.00	021000	2.2		1,225.00	000100	194.2
	3,500.00	025300	3.1		1,250.00	000100	47.9
	3,501.50	000100	7.9		1,250.00	024500	197.6
	3,502.00	000100	15.4		1,400.00	001900	3.0
	3,550.00	000100	4.7		1,450.00	000100	2.4
	3,600.00	000100	23.0		1,512.00	000100	40.2
	3,700.00	000100	41.2		2,000.00	000100	0.3
	3,700.00	025300	12.3		3,000.00	000100	3.3
	3,728.46	000100	9.1	Wtd. Avg. Base & Total Tons	887.00		3,897.9
	3,739.51	000100	12.1				
	3,761.00	000100	14.8	Chenin Blanc	375.00	000100	771.2
	3,775.00	025100	14.9		475.00	000100	347.2
	3,780.00	000100	4.3		1,100.00	000100	11.6
	3,800.00	000100	116.8		1,840.00	000100	1.0
	3,819.66	000100	19.5	Wtd. Avg. Base & Total Tons	414.43		1,131.0
	3,900.00	000100	9.7				
	3,900.00	025300	7.6	French Colombard	2,500.00	000100	4.9
	3,931.83	025300	3.4	Wtd. Avg. Base & Total Tons	2,500.00		4.9
	3,950.55	000100	3.0				
	4,000.00	000100	103.8	Gewurztraminer	200.00	000100	25.1
	4,000.00	025300	13.7		220.00	000100	29.0
	4,100.00	025300	24.4		600.00	000100	689.0
	4,150.00	025300	16.6		700.00	000100	250.0
	4,200.00	025300	7.3	Wtd. Avg. Base & Total Tons	603.97		993.1
	4,223.10	000100	3.5				
	4,239.51	000100	21.9	Muscat Blanc *	1,200.00	000100	1.2
	4,300.00	000100	16.0		1,262.50	000100	5.3
	4,353.56	000100	14.8		1,300.00	000100	13.3
	4,500.00	000100	18.8		1,400.00	000100	1.2
	4,500.00	025300	21.7		1,500.00	000100	40.0
	4,540.54	000100	15.5	Wtd. Avg. Base & Total Tons	1,427.89		61.0
	4,559.29	000100	3.8				
	4,750.00	000100	6.8	Muscat Orange	500.00	000100	242.5
	4,800.00	000100	9.3	Wtd. Avg. Base & Total Tons	500.00		242.5
	5,000.00	000100	42.7				
	5,000.00	025300	13.2	Pinot Gris *	600.00	000100	1,384.5
	5,114.55	000100	1.2		625.00	010900	267.7
	5,355.89	000100	14.4		650.00	000100	68.1
	5,500.00	000100	2.1		800.00	000100	6.8
	5,500.00	002800	1.9		986.75	000100	60.4
	6,508.00	000100	4.1		1,000.00	006650	69.4
	6,508.17	000100	4.7		1,050.00	000100	23.7
	6,801.87	000100	12.9		1,150.00	000100	39.6
	7,000.00	000100	13.9		1,200.00	000100	90.7
	7,091.00	000100	8.1		1,200.00	013400	1.7
Wtd. Avg. Base & Total Tons	3,520.89		2,532.5	Wtd. Avg. Base & Total Tons	1,850.00	000100	2.0
				Wtd. Avg. Base & Total Tons	675.93		2,014.6
Other Red b/	3,000.00	000100	23.4				
	3,500.00	025100	1.2	Sauvignon Blanc	495.00	000100	244.6
	4,500.00	000100	3.8		575.00	000100	67.3
	4,500.00	025300	2.6		1,000.00	000100	48.3
	5,500.00	024500	4.9		1,010.00	000100	246.9
	6,266.25	000100	38.0		1,100.00	000100	120.9
	6,853.00	000100	0.4		1,225.00	000100	19.6
Wtd. Avg. Base & Total Tons	4,993.39		74.3		1,870.00	000100	2.4
					2,250.00	000100	2.2
<b>DISTRICT 5</b>				Wtd. Avg. Base & Total Tons	829.41		752.2
<b>WINE GRAPES (WHITE)</b>							
Albarino	1,000.00	000100	4.7	Symphony	270.00	000100	120.6
	1,250.00	000100	0.5	Wtd. Avg. Base & Total Tons	270.00		120.6
	1,300.00	011100	1.9				
Wtd. Avg. Base & Total Tons	1,097.89		7.1	Verdelho	1,100.00	000100	10.3
					1,111.00	000100	7.1

**TABLE 8: BASE PRICE PAID TO GROWERS FOR GRAPES CRUSHED AND DELIVERED TO CALIFORNIA PROCESSORS FROM THE 2016 CROP WITH BRIX FACTORS AND PURCHASED TONNAGE, BY TYPE, VARIETY, REPORTING DISTRICT WHERE GROWN, AND WEIGHTED AVERAGE BASE PRICE**

District, Type, and Variety	Base Price	Brix	Tons	District, Type, and Variety	Base Price	Brix	Tons
	Per Ton	Factors			Per Ton	Factors	
	Dollars	Code a/			Dollars	Code a/	
<b>DISTRICT 5 (Cont'd)</b>				Graciano	1,000.00	000100	0.9
Verdelho (Cont'd)					1,300.00	000100	1.1
Wtd. Avg. Base & Total Tons	1,104.49		17.4	Wtd. Avg. Base & Total Tons	1,165.00		2.0
Viognier	200.00	000100	11.9	Grenache *	1,000.00	000100	1.1
	400.00	066157	100.0		1,500.00	000100	7.9
	500.00	000100	24.7		1,800.00	000100	4.7
	650.00	000100	32.4	Wtd. Avg. Base & Total Tons	1,562.77		13.7
	975.00	000100	73.6				
	1,000.00	000100	1.2	Malbec	225.00	000100	4.0
	1,100.00	000100	2.1		1,000.00	000100	1.7
	1,250.00	000100	6.0		1,300.00	000100	2.6
Wtd. Avg. Base & Total Tons	629.46		251.9		1,600.00	000100	69.0
					1,933.80	000100	22.1
White Riesling *	650.00	000100	247.9	Wtd. Avg. Base & Total Tons	1,600.77		99.4
	1,250.00	000100	1.1				
	1,262.50	000100	44.5	Mataro *	185.00	000100	8.8
	1,352.70	000100	58.4		700.00	000100	8.0
	2,000.00	000100	0.3		850.00	000100	41.6
Wtd. Avg. Base & Total Tons	846.93		352.2		1,700.00	000100	0.5
				Wtd. Avg. Base & Total Tons	737.49		58.9
Other White b/	1,200.00	000100	2.0	Merlot	900.00	000100	162.3
Wtd. Avg. Base & Total Tons	1,200.00		2.0		1,088.00	000100	10.8
<b>WINE GRAPES (RED)</b>					1,100.00	000100	69.2
Barbera	1,300.00	000100	26.7		1,200.00	000100	73.7
	1,800.00	000100	2.6		1,315.00	000100	4.4
Wtd. Avg. Base & Total Tons	1,344.37		29.3		1,414.00	000100	114.1
					1,600.00	000100	22.0
Cabernet Franc	1,300.00	000100	5.1		1,689.00	000100	50.6
	1,700.00	021200	5.0		2,118.08	000100	9.5
	1,850.00	000100	34.9		2,173.00	000100	74.8
	1,900.00	000100	12.5	Wtd. Avg. Base & Total Tons	1,340.60		591.4
Wtd. Avg. Base & Total Tons	1,799.04		57.5				
				Montepulciano	570.00	000100	1.0
Cabernet Sauvignon	1,233.00	000100	43.9	Wtd. Avg. Base & Total Tons	570.00		1.0
	1,450.00	000100	15.7				
	1,600.00	024500	1.1	Petit Verdot	225.00	000100	2.7
	1,700.00	000100	2.7		1,000.00	000100	1.0
	1,755.22	000100	30.6		1,900.00	000100	169.1
	1,755.22	021000	9.6		2,000.00	000100	13.4
	1,800.00	000100	6.5		2,200.00	021200	4.2
	1,850.00	000100	66.8	Wtd. Avg. Base & Total Tons	1,885.18		190.4
	1,850.00	023100	3.1				
	1,872.05	000100	96.6	Petite Sirah	240.00	000100	52.9
	1,900.00	000100	171.3		700.00	000100	4.2
	1,925.00	000100	187.2		875.00	000100	441.5
	1,944.25	067945	16.9		1,200.00	000100	49.8
	2,000.00	000100	12.1		1,400.00	000100	23.1
	2,000.00	021200	7.9		1,600.00	000100	35.7
	2,020.00	000100	36.8		1,900.00	000100	8.2
	2,020.00	018100	16.3		2,000.00	000100	22.1
	2,020.00	067945	15.3		2,042.00	000100	44.1
	2,300.00	000100	13.4		2,200.00	000100	2.3
	2,500.00	000100	1.4		2,300.00	000100	1.4
	3,000.00	000100	37.7		2,384.00	000100	26.5
	3,133.00	000100	14.6		2,500.00	000100	28.1
	3,619.11	000100	15.5		2,500.00	070461	11.9
Wtd. Avg. Base & Total Tons	1,970.56		823.0		2,985.00	000100	21.2
					3,000.00	000100	23.2
Carignane	1,010.00	000100	19.0		3,236.66	000100	15.0
	1,500.00	000100	2.5	Wtd. Avg. Base & Total Tons	1,299.17		811.2
	1,700.00	000100	2.0				
Wtd. Avg. Base & Total Tons	1,120.85		23.5	Pinot Noir	700.00	000100	245.5
					750.00	000100	751.0
Charbono	1,200.00	000100	17.0		800.00	000100	857.4
	1,200.00	011300	2.4		800.00	011700	105.4
Wtd. Avg. Base & Total Tons	1,200.00		19.4		850.00	000100	1,766.1
					900.00	000100	165.6
Gamay (Napa) *	1,128.05	000100	70.1		950.00	000100	390.3
	1,150.00	000100	2.1		950.00	011700	24.3
	1,228.00	000100	13.2		1,005.89	006650	203.8
Wtd. Avg. Base & Total Tons	1,144.04		85.4		1,100.00	006650	251.7

**TABLE 8: BASE PRICE PAID TO GROWERS FOR GRAPES CRUSHED AND DELIVERED TO CALIFORNIA PROCESSORS FROM THE 2016 CROP WITH BRIX FACTORS AND PURCHASED TONNAGE, BY TYPE, VARIETY, REPORTING DISTRICT WHERE GROWN, AND WEIGHTED AVERAGE BASE PRICE**

District, Type, and Variety	Base Price	Brix	Tons	District, Type, and Variety	Base Price	Brix	Tons
	Per Ton	Factors			Per Ton	Factors	
	Dollars	Code a/			Dollars	Code a/	
<b>DISTRICT 5 (Cont'd)</b>					1,600.00	048600	6.3
Pinot Noir (Cont'd)	1,250.00	000100	8.6		1,700.00	013600	8.9
	1,300.00	000100	28.4		1,700.00	021000	2.5
	1,725.00	000100	25.1		1,800.00	000100	15.8
	2,000.00	001900	2.0		1,800.00	013600	2.6
	3,000.00	000100	2.0		1,850.00	000100	14.0
Wtd. Avg. Base & Total Tons	856.04		4,827.2		1,900.00	000100	3.1
					1,900.00	017600	3.4
Sangiovese *	1,300.00	000100	16.9		2,000.00	000100	1.3
	1,500.00	017000	2.4		2,000.00	013600	6.0
	1,500.00	024500	1.0		2,000.00	017200	2.9
Wtd. Avg. Base & Total Tons	1,333.50		20.3		2,100.00	000100	3.0
					2,200.00	000100	3.7
Syrah *	215.00	000100	9.8		2,200.00	017200	3.0
	1,000.00	000100	1.0		2,200.00	017600	45.5
	1,200.00	000100	6.5		2,250.00	018900	2.9
	1,300.00	000100	20.6		2,300.00	000100	2.0
	1,400.00	000100	2.8		2,300.00	011800	3.6
	1,414.00	000100	29.0		2,300.00	012900	1.7
	1,450.00	000100	2.4		2,300.00	017200	3.5
	1,600.00	000100	39.6		2,300.00	018900	9.0
	1,800.00	000100	15.9		2,400.00	018900	10.2
	1,850.00	000100	9.9		2,500.00	000100	2.5
	1,950.00	000100	3.5		2,500.00	014000	1.4
	2,516.64	000100	15.7		2,500.00	014100	1.5
Wtd. Avg. Base & Total Tons	1,548.97		156.7		2,500.00	015200	5.3
					2,500.00	018100	1.8
Tannat	1,400.00	000100	3.0		2,530.00	000100	6.4
Wtd. Avg. Base & Total Tons	1,400.00		3.0		2,600.00	000100	1.2
					2,600.00	013600	8.6
Tempranillo *	1,000.00	000100	2.9		2,600.00	014100	3.3
	1,300.00	000100	14.8		2,600.00	017600	2.3
	1,300.00	024500	1.0		2,632.00	000100	2.3
Wtd. Avg. Base & Total Tons	1,253.48		18.7		2,800.00	000100	4.0
					2,800.00	007500	1.3
Zinfandel	950.00	020800	322.5		2,800.00	009300	4.8
	1,200.00	021200	1.0		2,800.00	017200	14.7
	1,400.00	029740	3.0		3,000.00	000100	2.4
	1,414.00	000100	25.1		3,500.00	017200	5.7
	1,500.00	000100	13.3		4,000.00	000100	5.5
	1,515.00	000100	20.8	Wtd. Avg. Base & Total Tons	861.16		3,332.7
	1,600.00	000100	5.3				
	1,800.00	025300	2.8	Gewurztraminer	625.00	000100	458.5
	1,900.00	000100	1.0		1,500.00	000100	0.6
	2,000.00	000100	2.0	Wtd. Avg. Base & Total Tons	626.14		459.1
Wtd. Avg. Base & Total Tons	1,053.80		396.8				
				Gruner Veltliner	2,600.00	011100	2.6
<b>DISTRICT 6</b>				Wtd. Avg. Base & Total Tons	2,600.00		2.6
<b>WINE GRAPES (WHITE)</b>							
Chardonnay *	400.00	055570	243.9	Malvasia Bianca	650.00	000100	7.1
	450.00	000100	603.9		1,000.00	000100	13.7
	500.00	000100	44.7		1,200.00	000100	5.0
	500.00	013600	0.5		1,800.00	013600	1.2
	515.21	000100	681.7	Wtd. Avg. Base & Total Tons	980.56		27.0
	675.00	000100	93.1				
	700.00	000100	10.1	Marsanne	900.00	010700	3.7
	800.00	000100	124.9	Wtd. Avg. Base & Total Tons	900.00		3.7
	850.00	000100	10.9				
	900.00	000100	4.2	Muscat Blanc *	450.00	000100	34.5
	900.00	013400	4.3		900.00	011100	3.6
	1,000.00	000100	583.7	Wtd. Avg. Base & Total Tons	492.52		38.1
	1,050.00	000100	81.6				
	1,100.00	000100	186.0	Muscat Orange	850.00	000100	5.2
	1,200.00	000100	340.2	Wtd. Avg. Base & Total Tons	850.00		5.2
	1,200.00	013700	0.2				
	1,200.00	048600	10.9	Palomino *	2,000.00	000100	16.6
	1,400.00	000100	14.6	Wtd. Avg. Base & Total Tons	2,000.00		16.6
	1,400.00	013400	5.3				
	1,400.00	017400	21.0	Pinot Blanc	1,800.00	000100	5.2
	1,400.00	020800	4.9	Wtd. Avg. Base & Total Tons	1,800.00		5.2
	1,450.00	000100	1.5				
	1,500.00	000100	19.0	Pinot Gris *	620.00	000100	364.3
	1,600.00	000100	11.7		700.00	007600	186.8

**TABLE 8: BASE PRICE PAID TO GROWERS FOR GRAPES CRUSHED AND DELIVERED TO CALIFORNIA PROCESSORS FROM THE 2016 CROP WITH BRIX FACTORS AND PURCHASED TONNAGE, BY TYPE, VARIETY, REPORTING DISTRICT WHERE GROWN, AND WEIGHTED AVERAGE BASE PRICE**

District, Type, and Variety	Base Price	Brix	Tons	District, Type, and Variety	Base Price	Brix	Tons
	Per Ton	Factors			Per Ton	Factors	
	Dollars	Code a/			Dollars	Code a/	
<b>DISTRICT 6 (Cont'd)</b>				Wtd. Avg. Base & Total Tons	941.39		56.9
Pinot Gris * (Cont'd)	750.00	000100	243.7	Barbera	300.00	000100	1.2
	750.00	015500	194.5		700.00	000100	6.2
	800.00	000100	1.2		1,200.00	000100	1.0
	900.00	000100	1.8		1,300.00	000100	9.2
	950.00	014100	7.5		2,000.00	000100	28.0
	1,000.00	000100	2.3		2,100.00	025100	3.5
	1,300.00	000100	2.5	Wtd. Avg. Base & Total Tons	1,653.97		49.1
	1,300.00	014000	2.2	Cabernet Franc	800.00	000100	3.3
	1,400.00	000100	2.5		1,000.00	000100	2.4
	1,500.00	000100	4.2		1,200.00	000100	16.0
	1,579.00	000100	1.9		1,300.00	000100	1.7
	1,700.00	000100	2.2		1,500.00	000100	3.1
	2,000.00	000100	2.2		1,500.00	020800	2.2
	2,500.00	009000	3.9		1,550.00	000100	4.5
Wtd. Avg. Base & Total Tons	717.09		1,023.7		1,550.00	021800	2.0
Roussanne	900.00	010700	3.7		1,600.00	000100	0.4
Wtd. Avg. Base & Total Tons	900.00		3.7		1,750.00	000100	2.0
Sauvignon Blanc	545.00	000100	99.3		1,900.00	000100	0.8
	586.72	000100	254.3		2,000.00	000100	24.7
	600.00	000100	3.5		2,100.00	000100	1.9
	750.00	000100	341.9		2,200.00	000100	2.5
	800.00	000100	2.2		2,200.00	013600	2.1
	850.00	000100	17.9		2,250.00	000100	1.0
	900.00	000100	5.8		2,300.00	000100	11.4
	1,000.00	000100	10.6		2,400.00	000100	1.9
	1,000.00	015700	31.9		2,500.00	014000	1.5
	1,100.00	000100	31.2		2,750.00	024500	3.6
	1,350.00	010900	5.3		2,800.00	000100	1.3
	1,400.00	000100	29.7		2,800.00	017400	0.3
	1,400.00	017200	0.3		2,800.00	025100	2.5
	1,500.00	000100	1.3		2,850.00	014000	0.7
	1,500.00	013600	4.5		3,000.00	000100	7.2
	1,500.00	017400	6.4		3,000.00	017200	1.6
	1,800.00	000100	4.8		3,000.00	020600	1.5
	1,800.00	013600	1.7		3,500.00	000100	2.6
	1,840.00	000100	3.5		3,500.00	018100	0.9
	2,000.00	000100	4.8		5,500.00	000100	10.4
	2,200.00	000100	2.4	Wtd. Avg. Base & Total Tons	2,323.31		118.0
Wtd. Avg. Base & Total Tons	766.06		863.3	Cabernet Sauvignon	500.00	000100	0.9
Semillon	850.00	000100	12.6		500.00	013600	0.3
	1,000.00	020600	12.3		550.00	064440	252.4
	1,600.00	030350	0.3		600.00	066158	229.0
	1,800.00	000100	1.0		700.00	025100	71.2
	2,500.00	000100	2.2		750.00	000100	0.1
Wtd. Avg. Base & Total Tons	1,084.15		28.4		800.00	000100	15.4
Verdelho	950.00	014100	15.0		850.00	000100	10.9
Wtd. Avg. Base & Total Tons	950.00		15.0		1,000.00	000100	46.8
Viognier	400.00	000100	6.7		1,200.00	000100	1,408.4
	800.00	000100	3.7		1,200.00	016800	1.8
	1,000.00	018900	19.7		1,225.00	000100	138.2
	1,200.00	000100	21.3		1,250.00	022600	271.5
	1,400.00	000100	1.5		1,273.72	000100	7.0
	1,600.00	013600	1.3		1,300.00	017000	1.2
	2,300.00	000100	5.1		1,400.00	000100	10.1
	2,400.00	000100	0.4		1,460.00	021500	11.9
Wtd. Avg. Base & Total Tons	1,135.18		59.7		1,500.00	000100	50.8
White Riesling *	1,100.00	000100	1.5		1,550.00	021800	5.5
Wtd. Avg. Base & Total Tons	1,100.00		1.5		1,600.00	000100	163.1
<b>WINE GRAPES (RED)</b>					1,650.00	000100	2.0
Alicante Bouschet *	450.00	000100	34.7		1,750.00	000100	102.5
	1,200.00	000100	3.5		1,750.00	025100	90.1
	1,300.00	017200	3.9		1,775.00	000100	136.9
	1,700.00	000100	3.4		1,800.00	000100	113.2
	2,000.00	000100	11.0		1,800.00	011700	11.9
	2,250.00	027800	0.4		1,800.00	013400	6.5
					1,800.00	017400	7.1
					1,800.00	017600	2.0
					1,800.00	020800	0.9
					1,900.00	000100	1.8

**TABLE 8: BASE PRICE PAID TO GROWERS FOR GRAPES CRUSHED AND DELIVERED TO CALIFORNIA PROCESSORS FROM THE 2016 CROP WITH BRIX FACTORS AND PURCHASED TONNAGE, BY TYPE, VARIETY, REPORTING DISTRICT WHERE GROWN, AND WEIGHTED AVERAGE BASE PRICE**

District, Type, and Variety	Base Price	Brix	Tons	District, Type, and Variety	Base Price	Brix	Tons
	Per Ton	Factors			Per Ton	Factors	
	Dollars	Code a/			Dollars	Code a/	
<b>DISTRICT 6 (Cont'd)</b>							
Cabernet Sauvignon (Cont'd)	2,000.00	000100	106.5	Dolcetto	2,698.00	000100	9.2
	2,000.00	013600	3.8	Wtd. Avg. Base & Total Tons	2,698.00		9.2
	2,000.00	017800	17.3				
	2,000.00	020800	6.7	Durif	1,450.00	000100	1.2
	2,000.00	021000	5.3	Wtd. Avg. Base & Total Tons	1,450.00		1.2
	2,000.00	021800	0.9				
	2,100.00	000100	1.7	Grenache *	600.00	000100	53.3
	2,200.00	000100	18.4		700.00	000100	21.3
	2,200.00	013600	1.0		1,000.00	000100	6.2
	2,200.00	020800	4.4		1,120.00	000100	9.5
	2,250.00	062590	36.7		1,150.00	000100	7.6
	2,300.00	000100	2.9		1,150.00	020800	22.7
	2,300.00	025100	14.9		1,200.00	020800	5.1
	2,400.00	000100	4.2		1,201.18	000100	4.1
	2,500.00	000100	6.6		1,276.83	000100	10.8
	2,500.00	020800	1.5		1,400.00	000100	10.7
	2,600.00	017400	1.7		1,400.00	013600	3.2
	2,750.00	000100	7.3		1,415.00	000100	70.4
	2,750.00	013600	2.1		1,500.00	000100	1.8
	2,800.00	000100	2.4		1,500.00	063600	8.6
	2,800.00	024500	24.6		1,600.00	017600	4.1
	2,850.00	000100	32.6		1,600.00	024500	0.8
	2,850.00	014000	2.5		1,700.00	017600	0.9
	3,000.00	000100	26.6		1,750.00	000100	5.6
	3,000.00	004270	0.9		1,800.00	000100	3.7
	3,000.00	017200	6.6		1,900.00	024500	19.5
	3,000.00	017400	0.2		2,000.00	000100	39.3
	3,200.00	000100	14.5		2,000.00	017400	1.5
	3,500.00	000100	8.1		2,200.00	000100	5.6
	3,800.00	000100	5.9		2,200.00	013600	1.1
	4,000.00	000100	10.0		2,200.00	017200	0.7
	4,340.00	018100	6.1		2,500.00	000100	4.2
	5,000.00	000100	8.7	Wtd. Avg. Base & Total Tons	1,332.13		322.3
	5,000.00	017200	5.8				
	6,000.00	000100	17.6	Malbec	500.00	000100	57.3
	6,000.00	017000	4.2		1,000.00	000100	24.1
	6,200.00	000100	4.8		1,000.00	013400	8.6
Wtd. Avg. Base & Total Tons	1,395.91		3,597.4		1,000.00	017200	5.3
					1,191.00	000100	25.1
Carignane	800.00	000100	9.8		1,200.00	022600	66.6
	800.00	009520	0.4		1,500.00	000100	1.1
	950.00	000100	47.7		1,600.00	017600	1.6
	1,000.00	024500	0.9		1,600.00	024500	1.0
	1,200.00	000100	5.2		1,800.00	000100	5.1
	1,300.00	000100	5.2		2,000.00	000100	5.4
	1,315.08	000100	6.7		2,200.00	000100	20.2
	1,400.00	000100	29.2		2,275.00	000100	8.2
	1,400.00	013600	4.0		2,300.00	000100	7.9
	1,450.00	000100	3.7		2,500.00	024500	2.9
	1,500.00	000100	53.1		2,750.00	000100	4.0
	1,600.00	021500	4.0		3,000.00	000100	0.9
	1,600.00	025100	58.4		5,000.00	000100	1.6
	1,650.00	000100	4.0	Wtd. Avg. Base & Total Tons	1,265.57		246.9
	1,700.00	000100	33.9				
	1,700.00	017600	2.0	Mataro *	600.00	000100	68.0
	1,700.00	024500	9.1		700.00	000100	142.0
	1,850.00	027800	3.1		900.00	000100	24.2
	1,900.00	014400	1.5		1,000.00	000100	113.3
	2,000.00	000100	103.8		1,000.00	022700	14.0
	3,000.00	000100	1.9		1,050.00	000100	1.5
Wtd. Avg. Base & Total Tons	1,580.25		387.6		1,100.00	000100	12.6
					1,150.00	000100	24.2
Charbono	1,250.00	000100	3.3		1,200.00	000100	4.5
Wtd. Avg. Base & Total Tons	1,250.00		3.3		1,315.08	000100	6.0
					1,400.00	000100	38.3
Cinsaut *	1,000.00	020800	40.8		1,400.00	021200	4.4
	1,400.00	013600	4.1		1,415.00	000100	11.1
	1,815.00	000100	1.2		1,500.00	000100	51.9
Wtd. Avg. Base & Total Tons	1,056.79		46.1		1,600.00	013600	1.2
					1,600.00	025100	20.4
Counoise	1,600.00	013600	1.9		1,700.00	000100	20.9
Wtd. Avg. Base & Total Tons	1,600.00		1.9		1,800.00	000100	9.0

**TABLE 8: BASE PRICE PAID TO GROWERS FOR GRAPES CRUSHED AND DELIVERED TO CALIFORNIA PROCESSORS FROM THE 2016 CROP WITH BRIX FACTORS AND PURCHASED TONNAGE, BY TYPE, VARIETY, REPORTING DISTRICT WHERE GROWN, AND WEIGHTED AVERAGE BASE PRICE**

District, Type, and Variety	Base Price	Brix	Tons	District, Type, and Variety	Base Price	Brix	Tons
	Per Ton	Factors			Per Ton	Factors	
	Dollars	Code a/			Dollars	Code a/	
<b>DISTRICT 6 (Cont'd)</b>				Nebbiolo	1,333.00	017400	1.5
Mataro * (Cont'd)	1,900.00	000100	15.3		2,300.00	000100	3.6
	1,950.00	000100	2.0		3,200.00	000100	1.8
	2,000.00	000100	343.2	Wtd. Avg. Base & Total Tons	2,324.57		6.9
	2,000.00	017400	1.1				
	2,000.00	021200	2.0	Petit Verdot	725.00	066123	943.9
	2,200.00	000100	3.3		800.00	000100	1.1
	2,250.00	027800	3.0		968.00	000100	28.1
	2,400.00	000100	17.0		1,000.00	017200	5.5
	2,450.00	000100	20.9		1,200.00	024300	32.2
	2,500.00	000100	14.6		1,300.00	000100	2.5
	2,500.00	014400	3.9		1,750.00	000100	46.4
	2,500.00	017000	1.7		1,750.00	024500	5.5
	3,000.00	000100	4.3		2,000.00	000100	46.6
Wtd. Avg. Base & Total Tons	1,480.74		999.8		2,000.00	013600	0.5
					2,000.00	017600	1.0
Merlot	400.00	000100	198.8		2,100.00	000100	2.9
	475.00	066176	95.2		2,100.00	017400	3.9
	500.00	000100	2.5		2,600.00	025100	1.5
	600.00	000100	29.1		3,000.00	000100	5.4
	665.00	066123	686.9		3,200.00	000100	1.4
	800.00	000100	2.3		5,000.00	000100	1.8
	900.00	000100	1.0	Wtd. Avg. Base & Total Tons	880.09		1,130.2
	900.00	020600	104.3				
	950.00	013400	7.4	Petite Sirah	500.00	000100	1.5
	971.00	000100	15.2		600.00	000100	132.6
	971.40	000100	1.2		650.00	000100	21.4
	1,000.00	000100	9.8		800.00	000100	20.8
	1,000.00	017400	2.4		850.00	000100	26.3
	1,100.00	000100	122.3		1,000.00	000100	8.8
	1,100.00	013400	4.9		1,100.00	000100	14.5
	1,125.00	000100	24.2		1,100.00	022600	71.0
	1,200.00	000100	242.3		1,100.00	022700	768.9
	1,200.00	011100	1.1		1,200.00	000100	84.6
	1,225.00	021500	14.9		1,200.00	017200	1.9
	1,300.00	000100	3.7		1,200.00	017600	0.7
	1,375.00	011700	14.9		1,300.00	000100	58.9
	1,400.00	000100	46.1		1,300.00	017200	19.1
	1,400.00	017400	19.1		1,300.00	017400	0.8
	1,500.00	000100	4.9		1,325.00	000100	332.6
	1,550.00	021800	7.8		1,334.54	000100	55.6
	1,600.00	000100	16.4		1,350.00	000100	4.7
	1,600.00	025100	0.9		1,400.00	000100	19.5
	1,700.00	000100	1.5		1,400.00	014400	3.9
	1,700.00	013600	2.6		1,400.00	017600	3.9
	1,700.00	017400	3.2		1,415.00	000100	136.6
	1,700.00	025100	6.8		1,500.00	020800	6.6
	1,750.00	024500	8.2		1,550.00	021800	9.3
	1,800.00	000100	16.4		1,600.00	000100	0.9
	1,800.00	017400	1.9		1,600.00	021000	2.0
	2,000.00	000100	2.6		1,600.00	024300	1.0
	2,000.00	013600	0.7		1,700.00	000100	19.7
	2,200.00	000100	1.2		1,800.00	000100	1.9
	2,200.00	017200	5.0		1,800.00	017400	3.0
	2,600.00	000100	0.5		1,800.00	017600	1.4
	2,630.00	000100	11.9		1,800.00	017800	11.6
	2,800.00	013800	3.3		1,999.58	000100	13.7
	2,800.00	014100	3.2		2,000.00	000100	21.1
	2,850.00	000100	4.5		2,000.00	021000	2.2
	2,850.00	014000	1.3		2,000.00	027600	14.5
	2,950.00	000100	3.5		2,200.00	017200	1.9
	3,000.00	000100	4.7		2,200.00	020800	3.3
	3,200.00	000100	3.4	Wtd. Avg. Base & Total Tons	1,183.78		1,902.7
	4,000.00	000100	1.7				
	5,000.00	000100	6.4	Pinot Noir	800.00	000100	1.5
Wtd. Avg. Base & Total Tons	905.31		1,774.1		1,000.00	000100	0.7
					1,200.00	000100	11.1
Mission	1,200.00	000100	1.1		1,500.00	000100	742.4
Wtd. Avg. Base & Total Tons	1,200.00		1.1		1,600.00	000100	9.2
					1,953.40	000100	6.6
Montepulciano	1,200.00	000100	9.6		2,000.00	000100	20.6
Wtd. Avg. Base & Total Tons	1,200.00		9.6		2,000.00	021800	1.4
					2,300.00	000100	0.4



**TABLE 8: BASE PRICE PAID TO GROWERS FOR GRAPES CRUSHED AND DELIVERED TO CALIFORNIA PROCESSORS FROM THE 2016 CROP WITH BRIX FACTORS AND PURCHASED TONNAGE, BY TYPE, VARIETY, REPORTING DISTRICT WHERE GROWN, AND WEIGHTED AVERAGE BASE PRICE**

District, Type, and Variety	Base Price	Brix	Tons	District, Type, and Variety	Base Price	Brix	Tons
	Per Ton	Factors			Per Ton	Factors	
	Dollars	Code a/			Dollars	Code a/	
<b>DISTRICT 6 (Cont'd)</b>					750.00	000100	0.7
Pinot Noir (Cont'd)	2,300.00	020800	14.0		800.00	000100	4.3
	2,500.00	000100	0.7		850.00	000100	4.7
	2,600.00	000100	0.8		1,000.00	000100	67.4
	2,700.00	017600	17.1		1,000.00	020700	151.3
	2,800.00	021000	2.4		1,100.00	000100	8.3
	2,850.00	000100	6.6		1,136.00	000100	8.0
	2,900.00	021800	2.3		1,150.00	000100	18.7
	3,000.00	000100	8.1		1,200.00	000100	15.9
	3,000.00	011300	1.2		1,200.00	011300	1.4
	3,000.00	013600	15.6		1,204.00	000100	2.9
	3,000.00	021000	7.6		1,275.00	000100	63.8
	3,100.00	000100	1.4		1,300.00	000100	3.7
	3,200.00	000100	13.2		1,400.00	000100	5.5
	3,200.00	009400	5.0		1,500.00	000100	2.9
	3,200.00	011400	3.9		1,500.00	020800	5.2
	3,200.00	011800	2.0		1,550.00	021800	3.5
	3,200.00	017400	12.8		1,600.00	024500	6.4
	3,200.00	024300	1.5		1,650.00	000100	1.7
	3,300.00	011400	0.8		1,800.00	000100	31.3
	3,300.00	017600	4.1		2,000.00	000100	1.7
	3,300.00	021000	3.8		2,000.00	024300	2.0
	3,400.00	000100	5.2		2,000.00	024500	1.4
	3,400.00	014100	2.3		2,000.00	025100	1.4
	3,500.00	000100	2.0		2,100.00	000100	2.1
	3,550.00	000100	2.1		2,200.00	000100	3.1
	3,600.00	000100	11.8		2,200.00	017200	3.4
	3,600.00	011400	10.7		2,200.00	020800	0.8
	3,600.00	018100	2.8		2,250.00	000100	0.6
	3,600.00	020800	4.4		2,400.00	011300	1.6
	3,715.00	000100	12.2		2,500.00	000100	5.2
	3,800.00	000100	9.7		2,500.00	014000	1.0
	3,800.00	007800	1.7		2,527.00	018100	7.2
	3,800.00	013800	4.9	Wtd. Avg. Base & Total Tons	1,052.24		587.4
	3,800.00	014100	10.0				
	3,800.00	017000	2.7	Tempranillo *	800.00	000100	2.5
	3,800.00	017200	10.6		850.00	021200	1.9
	3,800.00	020600	5.6		1,200.00	000100	5.1
	3,800.00	024500	1.0		1,500.00	000100	41.5
	3,800.00	024800	2.4	Wtd. Avg. Base & Total Tons	1,411.47		51.0
	3,900.00	000100	11.4				
	4,000.00	000100	6.0	Tinta Cao	1,350.00	000100	3.3
	4,000.00	013800	2.9	Wtd. Avg. Base & Total Tons	1,350.00		3.3
	4,000.00	014100	3.3				
	4,200.00	000100	4.0	Touriga Nacional *	800.00	000100	0.5
	5,000.00	000100	3.0		2,250.00	000100	1.0
	5,500.00	011400	8.4	Wtd. Avg. Base & Total Tons	1,766.67		1.5
Wtd. Avg. Base & Total Tons	1,997.66		1,059.9	Zinfandel	300.00	000100	15.4
Primitivo	1,750.00	000100	1.1		500.00	000100	1.0
	2,000.00	000100	19.2		500.00	013600	0.6
Wtd. Avg. Base & Total Tons	1,986.45		20.3		700.00	000100	301.1
Refosco *	2,741.00	000100	3.3		750.00	000100	68.4
Wtd. Avg. Base & Total Tons	2,741.00		3.3		800.00	000100	107.9
Sangiovese *	750.00	000100	1.1		900.00	000100	303.3
	1,200.00	000100	10.0		950.00	000100	5.2
	1,300.00	000100	3.0		950.00	013400	5.3
	1,400.00	000100	30.2		1,000.00	000100	151.7
	1,600.00	000100	1.0		1,000.00	017800	0.2
	1,750.00	000100	3.0		1,000.00	024500	17.0
	1,800.00	017400	2.0		1,100.00	000100	7.6
	2,000.00	000100	6.9		1,200.00	000100	53.4
	2,000.00	024300	2.0		1,200.00	009500	1.8
	3,000.00	000100	6.6		1,200.00	017600	2.2
Wtd. Avg. Base & Total Tons	1,626.98		65.8		1,200.00	021000	1.0
					1,212.84	021000	0.5
					1,250.00	000100	3.4
Syrah *	400.00	000100	14.9		1,250.00	021000	1.0
	450.00	000100	37.5		1,250.00	060909	1.0
	475.00	000100	21.2		1,300.00	000100	35.1
	550.00	000100	68.9		1,300.00	024800	24.3
	600.00	000100	5.8		1,333.00	000100	6.0

**TABLE 8: BASE PRICE PAID TO GROWERS FOR GRAPES CRUSHED AND DELIVERED TO CALIFORNIA PROCESSORS FROM THE 2016 CROP WITH BRIX FACTORS AND PURCHASED TONNAGE, BY TYPE, VARIETY, REPORTING DISTRICT WHERE GROWN, AND WEIGHTED AVERAGE BASE PRICE**

District, Type, and Variety	Base Price	Brix	Tons	District, Type, and Variety	Base Price	Brix	Tons
	Per Ton	Factors			Per Ton	Factors	
	Dollars	Code a/			Dollars	Code a/	
<b>DISTRICT 6 (Cont'd)</b>					1,061.00	000100	1,302.3
Zinfandel (Cont'd)	1,400.00	000100	26.4		1,100.00	000100	231.0
	1,458.00	000100	1.2		1,100.00	017000	306.4
	1,500.00	000100	54.3		1,100.00	024500	213.8
	1,500.00	018050	1.0		1,120.00	015700	648.1
	1,500.00	020800	3.8		1,120.00	026700	120.7
	1,500.00	026700	2.3		1,125.00	024500	46.0
	1,502.50	017200	4.8		1,150.00	000100	364.0
	1,550.00	021800	15.6		1,150.00	024500	196.5
	1,600.00	000100	3.5		1,170.00	000100	214.4
	1,600.00	021200	1.0		1,200.00	000100	3,587.7
	1,600.00	025100	125.5		1,200.00	007600	18.8
	1,650.00	000100	10.7		1,200.00	017200	14.3
	1,700.00	000100	79.8		1,200.00	019100	507.3
	1,750.00	000100	1.5		1,200.00	020800	300.9
	1,750.00	027600	7.8		1,200.00	024500	889.0
	1,800.00	000100	43.5		1,215.00	000100	836.2
	1,800.00	013600	1.6		1,225.00	000100	746.9
	1,800.00	017600	4.4		1,225.00	024500	363.5
	1,800.00	017800	4.6		1,231.25	015800	47.6
	1,900.00	000100	7.5		1,250.00	000100	1,078.3
	2,000.00	000100	127.4		1,250.00	015800	1,307.9
	2,000.00	021200	2.0		1,250.00	017000	1,537.0
	2,000.00	025100	3.2		1,250.00	024500	1,069.4
	2,100.00	000100	5.1		1,250.07	000100	1,511.5
	2,200.00	000100	35.5		1,270.49	000100	909.3
	2,200.00	020800	4.9		1,275.00	000100	793.0
	2,250.00	000100	13.8		1,275.00	024500	206.7
	2,300.00	025400	0.5		1,279.50	000100	351.2
	2,400.00	021500	2.8		1,285.50	000100	865.6
	2,500.00	000100	24.3		1,290.00	024500	550.0
	2,600.00	000100	2.7		1,290.15	000100	840.7
	3,000.00	000100	1.6		1,290.15	017000	539.1
	4,000.00	000100	2.0		1,300.00	000100	2,134.6
Wtd. Avg. Base & Total Tons	1,165.16		2,007.0		1,300.00	013600	319.9
					1,300.00	019100	262.3
Other Red b/	1,334.54	000100	6.0		1,300.00	021000	330.0
	1,400.00	000100	1.2		1,300.00	024500	647.1
	1,700.00	017600	2.2		1,315.00	000100	453.7
Wtd. Avg. Base & Total Tons	1,428.43		9.4		1,325.00	024500	402.5
					1,343.31	000100	202.3
<b>DISTRICT 7</b>					1,350.00	000100	1,483.8
<b>WINE GRAPES (WHITE)</b>					1,350.00	015500	250.7
Albarino	1,120.00	018900	87.6		1,350.00	015700	4,614.6
	1,200.00	010900	4.4		1,350.00	019200	219.1
	1,200.00	024500	6.0		1,350.00	021000	720.8
	1,400.00	000100	21.3		1,350.00	024500	82.7
	1,403.09	000100	69.0		1,356.95	000100	825.8
	1,458.00	000100	136.0		1,358.00	000100	46.8
	1,500.00	000100	2.0		1,365.00	000100	137.1
	1,500.00	011100	4.6		1,365.70	000100	433.3
	1,550.00	000100	17.7		1,366.67	000100	66.7
	1,600.00	011100	1.7		1,380.04	000100	59.2
	1,600.00	013100	2.1		1,392.78	017100	49.9
	2,000.00	021000	3.2		1,400.00	000100	909.2
Wtd. Avg. Base & Total Tons	1,364.81		355.6		1,400.00	013600	95.4
					1,400.00	017000	3.3
Chardonnay *	225.00	000100	64.4		1,400.00	024500	590.1
	550.00	020800	624.2		1,407.09	000100	71.0
	700.00	000100	215.7		1,422.97	000100	793.3
	725.00	000100	430.5		1,425.00	000100	31.6
	750.00	000100	5.4		1,450.00	000100	289.2
	968.70	000100	123.0		1,450.00	017000	11.3
	1,000.00	000100	274.9		1,461.56	000100	360.1
	1,000.00	017000	500.0		1,470.00	024500	399.6
	1,000.00	017200	0.6		1,500.00	000100	1,560.4
	1,000.00	024500	62.0		1,500.00	017200	87.5
	1,000.00	055570	149.3		1,500.00	017600	11.9
	1,027.24	024500	19.3		1,500.00	020600	482.2
	1,039.50	000100	710.0		1,500.00	020800	3.1
	1,041.00	020800	3.0		1,512.00	000100	697.8
	1,050.00	000100	189.4		1,516.22	000100	288.9
	1,060.50	000100	1,190.8		1,518.30	000100	305.3

**TABLE 8: BASE PRICE PAID TO GROWERS FOR GRAPES CRUSHED AND DELIVERED TO CALIFORNIA PROCESSORS FROM THE 2016 CROP WITH BRIX FACTORS AND PURCHASED TONNAGE, BY TYPE, VARIETY, REPORTING DISTRICT WHERE GROWN, AND WEIGHTED AVERAGE BASE PRICE**

District, Type, and Variety	Base Price	Brix	Tons	District, Type, and Variety	Base Price	Brix	Tons
	Per Ton	Factors			Per Ton	Factors	
	Dollars	Code a/			Dollars	Code a/	
<b>DISTRICT 7 (Cont'd)</b>				Wtd. Avg. Base & Total Tons	1,320.08		55,840.8
Chardonnay * (Cont'd)	1,520.00	000100	2,210.7	Chenin Blanc	1,000.00	013100	2.3
	1,525.00	000100	36.7		1,100.00	000100	88.7
	1,525.00	016800	72.0		1,500.00	010400	5.9
	1,545.00	000100	151.7		1,750.00	013100	3.8
	1,550.00	000100	17.7		3,500.00	010700	0.4
	1,558.00	014500	132.7	Wtd. Avg. Base & Total Tons	1,155.00		101.1
	1,578.10	000100	460.2	Gewurztraminer	200.00	046000	129.2
	1,578.48	000100	155.3		625.00	000100	1,077.4
	1,578.48	024500	1,302.8		625.00	044445	240.7
	1,585.00	055570	51.6		700.00	044445	956.6
	1,593.47	000100	44.8		725.00	044445	510.1
	1,599.94	013800	14.5		875.00	000100	2,097.2
	1,600.00	000100	11.3		950.00	000100	640.8
	1,600.00	011100	2.5		950.00	051800	320.0
	1,600.00	014500	151.9		997.50	000100	191.5
	1,600.00	020800	41.0		1,000.00	000100	66.0
	1,600.69	000100	14.7		1,033.00	000100	476.8
	1,606.89	000100	379.4		1,100.00	000100	47.6
	1,615.00	000100	381.0		1,114.00	000100	507.2
	1,650.00	000100	20.6		1,200.00	017600	5.4
	1,670.35	000100	176.7		1,225.00	000100	44.0
	1,700.00	000100	17.1		1,275.00	000100	3.8
	1,700.00	013600	6.4		1,400.00	009520	21.0
	1,700.00	017200	15.1		1,500.00	000100	5.7
	1,716.31	000100	67.7		1,500.00	030400	3.2
	1,731.00	000100	99.4	Wtd. Avg. Base & Total Tons	832.20		7,344.2
	1,732.00	000100	389.4	Grenache Blanc	1,500.00	000100	3.0
	1,750.00	020800	15.4		1,500.00	011100	1.1
	1,798.00	000100	11.6		1,575.00	000100	31.5
	1,800.00	000100	141.3		1,800.00	000100	0.8
	1,800.00	014500	1.5		2,250.00	000100	1.8
	1,800.00	017200	1.1		2,500.00	014400	1.9
	1,827.60	000100	64.7		2,500.00	020800	1.9
	1,850.00	000100	246.8	Wtd. Avg. Base & Total Tons	1,684.58		42.0
	1,893.85	000100	57.7	Gruner Veltliner	1,120.00	017000	304.3
	1,894.00	000100	460.4		1,200.00	007600	3.3
	1,899.90	013800	10.0		1,500.00	010900	1.9
	1,900.00	000100	4.7		2,000.00	013600	11.1
	1,900.00	021500	35.0	Wtd. Avg. Base & Total Tons	1,153.54		320.6
	1,974.43	000100	22.8	Malvasia Bianca	1,100.00	000100	263.7
	2,000.00	000100	73.7		1,120.00	017000	398.6
	2,000.00	020800	17.1		1,200.00	000100	74.6
	2,000.00	022900	3.9		1,500.00	000100	36.8
	2,200.00	000100	2.0	Wtd. Avg. Base & Total Tons	1,138.97		773.7
	2,250.00	000100	4.1	Marsanne	1,060.50	000100	14.7
	2,300.00	000100	29.2		1,680.98	000100	9.0
	2,300.00	006650	25.7		2,384.10	000100	21.3
	2,300.00	017200	17.6		2,384.13	000100	7.4
	2,300.00	021500	24.0	Wtd. Avg. Base & Total Tons	1,892.02		52.4
	2,327.90	000100	82.4	Muscat Blanc *	1,100.00	000100	274.5
	2,400.00	000100	12.6		1,120.00	017000	322.8
	2,400.00	014500	21.6		1,200.00	000100	98.9
	2,500.00	000100	34.4		1,213.00	000100	212.3
	2,600.00	014500	21.8		2,900.00	010700	1.5
	2,600.00	017600	2.1	Wtd. Avg. Base & Total Tons	1,147.29		910.0
	2,650.00	013800	3.1	Picpoul Blanc	1,650.00	000100	19.3
	2,800.00	017600	0.8	Wtd. Avg. Base & Total Tons	1,650.00		19.3
	3,000.00	000100	11.1	Pinot Blanc	1,060.50	000100	57.1
	3,150.00	000100	26.6		1,100.00	000100	131.1
	3,150.00	014500	18.4		1,120.00	000100	7.7
	3,150.00	021800	3.6		1,213.00	000100	222.6
	3,200.00	000100	2.4		1,275.00	000100	110.3
	3,300.00	000100	18.9		2,700.00	008100	2.3
	3,300.00	014500	30.0				
	3,300.00	021800	3.4				
	3,500.00	000100	6.1				
	3,500.00	010700	0.3				
	3,750.00	000100	3.0				
	3,800.00	014100	20.9				
	4,300.00	000100	6.4				
	4,300.00	013600	1.1				
	4,500.00	000100	2.9				

**TABLE 8: BASE PRICE PAID TO GROWERS FOR GRAPES CRUSHED AND DELIVERED TO CALIFORNIA PROCESSORS FROM THE 2016 CROP WITH BRIX FACTORS AND PURCHASED TONNAGE, BY TYPE, VARIETY, REPORTING DISTRICT WHERE GROWN, AND WEIGHTED AVERAGE BASE PRICE**

District, Type, and Variety	Base Price	Brix	Tons	District, Type, and Variety	Base Price	Brix	Tons
	Per Ton	Factors			Per Ton	Factors	
	Dollars	Code a/			Dollars	Code a/	
<b>DISTRICT 7 (Cont'd)</b>					1,578.00	014500	122.0
Pinot Blanc (Cont'd)	2,900.00	013100	3.9		1,600.00	013100	18.2
	3,000.00	000100	1.0		2,500.00	024500	2.9
	3,000.00	013800	2.5	Wtd. Avg. Base & Total Tons	1,112.39		4,395.3
Wtd. Avg. Base & Total Tons	1,210.87		538.5				
				Sauvignon Musque	1,200.00	000100	5.7
Pinot Gris *	1,050.00	000100	137.4		1,325.00	000100	10.5
	1,059.15	000100	69.1		1,350.00	000100	32.7
	1,100.00	000100	489.9		1,400.00	000100	5.2
	1,102.50	000100	1,101.7		1,500.00	011100	3.0
	1,114.00	000100	156.3	Wtd. Avg. Base & Total Tons	1,342.86		57.1
	1,120.00	015300	713.1				
	1,152.50	000100	56.5	Semillon	1,448.43	000100	5.4
	1,182.00	000100	54.7		1,500.00	014500	12.4
	1,200.00	000100	404.4	Wtd. Avg. Base & Total Tons	1,484.36		17.8
	1,200.00	001900	113.6				
	1,200.00	012500	102.1	Vermentino *	1,500.00	000100	2.1
	1,200.00	024500	29.8		1,500.00	011100	1.6
	1,215.00	000100	207.1	Wtd. Avg. Base & Total Tons	1,500.00		3.7
	1,245.00	000100	165.6				
	1,250.00	000100	703.1	Viognier	1,000.00	013600	0.5
	1,250.00	020800	207.4		1,100.00	021200	8.3
	1,250.00	021000	174.4		1,450.00	020800	17.3
	1,297.59	000100	88.3		1,500.00	000100	12.5
	1,300.00	000100	273.3		1,550.00	000100	2.1
	1,350.00	020800	158.6		1,600.00	000100	1.0
	1,359.27	000100	82.3		1,622.25	000100	5.3
	1,400.00	000100	224.1		1,768.53	000100	58.8
	1,427.00	000100	21.5		1,800.00	000100	1.7
	1,500.00	013100	6.3		2,000.00	000100	0.2
	1,500.00	020800	201.4		2,400.00	000100	1.2
	1,500.00	021000	104.6		3,200.00	000100	1.1
	1,514.69	000100	45.2		3,500.00	000100	0.7
	1,650.00	000100	2.8	Wtd. Avg. Base & Total Tons	1,655.08		110.7
	1,800.00	000100	2.6				
	1,800.00	013100	2.0	White Riesling *	400.00	048600	66.4
	2,000.00	000100	4.5		700.00	000100	176.0
Wtd. Avg. Base & Total Tons	1,206.88		6,103.7		700.00	044445	247.5
					750.00	000100	162.1
Roussanne	1,000.00	011100	1.0		800.00	010700	52.2
	1,500.00	000100	1.8		821.25	000100	241.4
	2,000.00	000100	11.4		900.00	017000	206.1
	3,400.00	000100	13.7		950.00	000100	143.8
Wtd. Avg. Base & Total Tons	2,619.35		27.9		1,000.00	000100	1,197.8
					1,000.00	009300	0.5
Sauvignon Blanc	950.00	000100	336.0		1,000.00	013400	22.3
	1,000.00	015700	646.0		1,069.51	000100	668.5
	1,030.80	000100	58.0		1,100.00	000100	243.6
	1,050.00	000100	357.8		1,100.00	009520	9.4
	1,060.50	000100	101.3		1,114.00	000100	1,533.1
	1,100.00	000100	1,008.6		1,120.00	048600	211.3
	1,100.00	013100	3.4		1,120.44	000100	271.5
	1,100.00	013600	76.0		1,142.00	000100	23.2
	1,100.00	020800	223.9		1,150.00	000100	124.1
	1,120.00	020800	47.2		1,155.00	000100	203.4
	1,120.00	044450	183.3		1,160.00	000100	227.5
	1,125.00	000100	350.7		1,200.00	000100	16.6
	1,150.00	019000	11.3		1,213.00	000100	257.1
	1,150.00	044480	199.8		1,225.00	000100	212.1
	1,200.00	000100	341.4		1,250.00	000100	35.2
	1,200.00	017200	5.8		1,300.00	010700	2.0
	1,250.00	000100	135.3		1,400.00	000100	38.2
	1,300.00	000100	4.9		1,500.00	000100	33.2
	1,300.00	016800	41.3		1,552.00	000100	3.2
	1,300.00	017600	5.3		1,600.00	000100	1.5
	1,350.00	000100	24.7	Wtd. Avg. Base & Total Tons	1,038.51		6,630.8
	1,350.00	016800	17.3				
	1,400.00	000100	4.4	Other White b/	1,500.00	013600	0.6
	1,400.00	011100	7.1	Wtd. Avg. Base & Total Tons	1,500.00		0.6
	1,400.00	021500	8.0				
	1,422.68	013100	7.7	<b>WINE GRAPES (RED)</b>			
	1,425.00	013600	4.6	Aglianico	2,250.00	000100	0.5
	1,447.99	000100	41.1	Wtd. Avg. Base & Total Tons	2,250.00		0.5

**TABLE 8: BASE PRICE PAID TO GROWERS FOR GRAPES CRUSHED AND DELIVERED TO CALIFORNIA PROCESSORS FROM THE 2016 CROP WITH BRIX FACTORS AND PURCHASED TONNAGE, BY TYPE, VARIETY, REPORTING DISTRICT WHERE GROWN, AND WEIGHTED AVERAGE BASE PRICE**

District, Type, and Variety	Base Price	Brix	Tons	District, Type, and Variety	Base Price	Brix	Tons
	Per Ton	Factors			Per Ton	Factors	
	Dollars	Code a/			Dollars	Code a/	
<b>DISTRICT 7 (Cont'd)</b>					1,800.00	000100	4.8
Alicante Bouschet *	1,200.00	013600	5.4		1,800.00	025100	50.7
Wtd. Avg. Base & Total Tons	1,200.00		5.4		1,835.30	000100	169.5
					1,950.38	000100	393.0
Barbera	1,100.00	000100	115.8		2,000.00	000100	267.8
	2,250.00	000100	6.0		2,050.00	021200	107.2
Wtd. Avg. Base & Total Tons	1,156.65		121.8		2,200.00	000100	220.1
					2,300.00	000100	17.4
Cabernet Franc	1,065.00	000100	54.7		2,500.00	000100	3.4
	1,100.00	000100	1.2		3,500.00	000100	3.2
	1,200.00	000100	96.7	Wtd. Avg. Base & Total Tons	4,500.00	000100	14.7
	1,244.00	000100	8.6		1,318.27		18,057.3
	1,273.00	000100	3.0	Carignane	800.00	017400	2.8
	1,300.00	000100	70.7		1,200.00	000100	1.2
	1,350.00	025100	14.0	Wtd. Avg. Base & Total Tons	920.00		4.0
	1,424.11	000100	43.8				
	1,500.00	000100	2.7	Cinsaut *	1,100.00	000100	3.1
	1,500.00	022800	2.9		1,323.30	000100	14.3
	1,600.00	000100	19.1		1,350.00	000100	4.3
	1,700.00	000100	6.4		1,400.00	000100	7.0
	1,700.00	025100	4.0	Wtd. Avg. Base & Total Tons	1,321.89		28.7
	2,000.00	000100	6.4				
Wtd. Avg. Base & Total Tons	1,294.91		334.2	Counoise	1,400.00	000100	4.9
					1,500.00	000100	0.4
Cabernet Sauvignon	200.00	000100	96.4	Wtd. Avg. Base & Total Tons	1,407.55		5.3
	950.00	000100	34.4				
	992.71	017100	1,007.4	Dolcetto	1,100.00	000100	33.3
	1,000.00	000100	1,109.3	Wtd. Avg. Base & Total Tons	1,100.00		33.3
	1,007.54	000100	173.2				
	1,027.00	000100	240.9	Dornfelder	1,200.00	025100	2.3
	1,100.00	000100	115.2	Wtd. Avg. Base & Total Tons	1,200.00		2.3
	1,115.00	000100	65.7				
	1,200.00	000100	613.6	Gamay (Napa) *	1,100.00	000100	4.4
	1,200.00	020800	719.8		1,150.00	000100	302.6
	1,200.00	022600	662.9		1,600.00	000100	2.9
	1,200.00	023400	287.4	Wtd. Avg. Base & Total Tons	1,153.50		309.9
	1,215.00	000100	246.0				
	1,221.32	000100	850.8	Graciano	1,600.00	021000	1.4
	1,225.00	000100	1,331.6		2,250.00	000100	1.7
	1,236.00	021200	21.9	Wtd. Avg. Base & Total Tons	1,956.45		3.1
	1,250.00	000100	457.9				
	1,250.00	022600	1,582.9	Grenache *	900.00	000100	32.8
	1,273.00	000100	37.5		1,000.00	000100	87.3
	1,275.00	000100	720.3		1,100.00	000100	174.6
	1,300.00	000100	989.9		1,178.00	000100	43.5
	1,300.00	021200	143.1		1,200.00	000100	15.3
	1,323.00	000100	13.8		1,234.00	000100	16.9
	1,343.00	000100	182.0		1,250.00	000100	270.8
	1,358.08	000100	198.7		1,273.00	000100	100.4
	1,365.00	000100	10.1		1,300.00	000100	41.3
	1,375.00	021200	37.3		1,385.72	000100	10.1
	1,379.00	023000	144.8		1,400.00	000100	38.8
	1,400.00	000100	458.3		1,400.00	021500	5.0
	1,400.00	017400	9.6		1,500.00	000100	164.6
	1,400.00	023000	847.6		1,582.00	000100	79.7
	1,417.50	000100	812.6		1,595.73	000100	16.1
	1,450.00	000100	474.0		1,600.00	000100	85.5
	1,466.00	000100	33.8		1,600.00	021000	1.0
	1,486.00	000100	135.5		1,600.00	025100	119.5
	1,488.38	000100	270.2		1,650.00	000100	43.0
	1,500.00	000100	563.1		1,700.00	000100	139.2
	1,500.00	021000	1.9		1,750.00	000100	5.1
	1,514.43	000100	295.5		1,800.00	000100	86.1
	1,520.06	000100	159.9		1,800.00	021200	3.5
	1,550.00	022600	98.8		1,842.00	000100	0.3
	1,600.00	000100	12.7		1,900.00	000100	1.7
	1,632.00	000100	250.6		2,000.00	000100	29.4
	1,650.00	000100	10.0		2,200.00	000100	3.6
	1,700.00	000100	11.1		2,250.00	000100	8.2
	1,700.00	025100	5.2		2,250.00	025100	1.0
	1,750.00	000100	11.8		2,500.00	000100	32.0
	1,750.00	025100	248.5		2,500.00	021800	0.7

**TABLE 8: BASE PRICE PAID TO GROWERS FOR GRAPES CRUSHED AND DELIVERED TO CALIFORNIA PROCESSORS FROM THE 2016 CROP WITH BRIX FACTORS AND PURCHASED TONNAGE, BY TYPE, VARIETY, REPORTING DISTRICT WHERE GROWN, AND WEIGHTED AVERAGE BASE PRICE**

District, Type, and Variety	Base Price	Brix	Tons	District, Type, and Variety	Base Price	Brix	Tons
	Per Ton	Factors			Per Ton	Factors	
	Dollars	Code a/			Dollars	Code a/	
<b>DISTRICT 7 (Cont'd)</b>					1,540.00	000100	120.9
Grenache * (Cont'd)	2,500.00	025100	0.7		1,700.00	000100	10.4
	3,500.00	000100	5.2		1,800.00	000100	52.3
	3,700.00	000100	2.1		2,000.00	000100	0.5
	3,700.00	017000	0.5	Wtd. Avg. Base & Total Tons	1,084.00		17,138.2
Wtd. Avg. Base & Total Tons	1,442.96		1,665.5	Montepulciano	2,000.00	000100	2.8
Malbec	800.00	021500	0.6		2,250.00	000100	1.3
	998.19	000100	222.1	Wtd. Avg. Base & Total Tons	2,079.27		4.1
	1,000.00	000100	6.4	Nebbiolo	2,250.00	000100	0.5
	1,100.00	000100	8.7	Wtd. Avg. Base & Total Tons	2,250.00		0.5
	1,157.63	000100	37.9	Negrette *	1,200.00	000100	2.3
	1,162.03	017000	300.4		1,500.00	000100	2.2
	1,200.00	000100	34.1		2,000.00	000100	8.0
	1,200.00	022600	431.7		2,250.00	000100	4.7
	1,275.00	017400	2.0	Wtd. Avg. Base & Total Tons	1,897.38		17.2
	1,337.50	000100	267.7	Petit Verdot	1,000.00	000100	23.0
	1,400.00	021000	5.3		1,100.00	000100	2.8
	1,417.50	000100	167.5		1,200.00	000100	94.3
	1,450.00	022600	48.8		1,200.00	002200	69.7
	1,500.00	000100	278.3		1,200.00	024300	108.0
	1,500.00	025100	49.0		1,300.00	000100	34.6
	1,650.00	000100	12.8		1,339.00	000100	6.2
	1,800.00	000100	20.7		1,400.00	017600	3.0
	1,850.00	021200	44.9		1,500.00	000100	115.1
	2,000.00	000100	3.6		1,632.00	000100	33.5
Wtd. Avg. Base & Total Tons	1,290.02		1,942.5		1,700.00	000100	3.1
Mataro *	1,100.00	000100	13.8		1,800.00	000100	5.3
	1,500.00	000100	8.2		1,800.00	017400	2.0
	1,600.00	021000	1.0		2,000.00	000100	5.5
	1,900.00	000100	0.3		2,400.00	021000	1.0
	2,100.00	000100	5.0	Wtd. Avg. Base & Total Tons	1,319.45		507.1
	2,357.00	000100	10.4	Petite Sirah	1,000.00	000100	135.7
	2,500.00	025100	0.3		1,100.00	000100	55.8
	3,000.00	017000	6.2		1,100.00	022700	25.5
	3,500.00	000100	3.6		1,120.00	022700	100.0
Wtd. Avg. Base & Total Tons	1,979.77		48.8		1,200.00	000100	610.2
Merlot	750.00	000100	0.3		1,200.00	002200	71.1
	750.00	021200	136.0		1,200.00	024500	203.6
	800.00	000100	685.3		1,234.00	021200	16.9
	900.00	000100	930.2		1,250.00	000100	1.9
	900.00	022600	198.1		1,250.00	020800	83.9
	950.00	000100	68.3		1,273.00	000100	42.5
	970.00	020600	812.1		1,300.00	000100	114.0
	1,000.00	000100	552.3		1,332.00	000100	78.1
	1,000.00	020600	3,220.4		1,500.00	000100	130.3
	1,000.00	023100	285.8		1,650.00	000100	13.6
	1,035.69	000100	255.0		1,694.00	000100	38.0
	1,050.00	000100	1,510.0		1,700.00	000100	3.2
	1,075.07	000100	226.5		1,800.00	000100	85.8
	1,086.62	000100	1,088.2		2,000.00	000100	0.5
	1,100.00	000100	1,504.9		2,500.00	000100	12.4
	1,100.00	020600	195.7	Wtd. Avg. Base & Total Tons	1,265.82		1,823.0
	1,132.62	000100	333.4	Pinot Noir	750.00	000100	3.9
	1,181.13	000100	361.4		1,000.00	000100	25.4
	1,195.00	000100	48.1		1,119.00	000100	1,221.8
	1,200.00	000100	1,916.1		1,200.00	000100	32.6
	1,200.00	017400	6.2		1,200.00	007600	6.2
	1,215.00	000100	508.2		1,300.00	000100	436.7
	1,250.00	000100	178.3		1,380.57	000100	272.9
	1,250.00	023000	578.4		1,400.00	000100	518.8
	1,275.00	000100	571.0		1,400.00	020700	1,798.8
	1,300.00	000100	71.3		1,400.00	059590	569.5
	1,350.00	000100	24.1		1,500.00	000100	1,521.1
	1,384.40	000100	137.0		1,500.00	017200	8.6
	1,400.00	000100	183.6		1,515.00	000100	272.8
	1,400.00	025100	148.9		1,531.72	023000	148.8
	1,411.30	000100	150.7		1,560.07	000100	890.7
	1,496.00	000100	38.7				
	1,500.00	000100	22.0				
	1,500.00	021000	7.6				

**TABLE 8: BASE PRICE PAID TO GROWERS FOR GRAPES CRUSHED AND DELIVERED TO CALIFORNIA PROCESSORS FROM THE 2016 CROP WITH BRIX FACTORS AND PURCHASED TONNAGE, BY TYPE, VARIETY, REPORTING DISTRICT WHERE GROWN, AND WEIGHTED AVERAGE BASE PRICE**

District, Type, and Variety	Base Price	Brix	Tons	District, Type, and Variety	Base Price	Brix	Tons
	Per Ton	Factors			Per Ton	Factors	
	Dollars	Code a/			Dollars	Code a/	
<b>DISTRICT 7 (Cont'd)</b>					2,500.00	013800	12.4
Pinot Noir (Cont'd)	1,575.00	023000	127.8		2,500.00	024300	48.8
	1,592.00	000100	136.1		2,550.00	000100	178.9
	1,600.00	000100	975.7		2,575.00	000100	10.0
	1,600.00	059590	383.7		2,600.00	000100	117.5
	1,605.00	000100	637.5		2,700.00	020800	38.1
	1,625.00	000100	1,684.4		2,750.00	000100	7.1
	1,626.00	000100	325.1		2,750.00	020800	14.3
	1,638.07	000100	246.2		2,750.00	021500	104.0
	1,650.00	000100	270.5		2,800.00	000100	59.7
	1,650.00	019300	399.7		2,800.00	021000	3.2
	1,689.00	000100	32.8		2,811.09	000100	100.9
	1,697.00	000100	7.4		2,900.00	000100	3.3
	1,700.00	000100	1,212.6		2,900.00	024300	107.9
	1,700.00	017200	6.5		3,000.00	000100	26.7
	1,700.00	059590	91.3		3,000.00	014570	9.7
	1,712.19	000100	194.6		3,000.00	014600	9.7
	1,716.07	000100	460.6		3,000.00	021800	1.8
	1,716.08	000100	756.0		3,000.00	024300	57.0
	1,716.89	000100	672.1		3,000.00	024500	2.2
	1,732.50	000100	714.5		3,041.48	000100	11.2
	1,750.00	000100	1,253.0		3,200.00	000100	16.9
	1,750.00	059590	218.4		3,200.00	022900	3.1
	1,758.00	000100	83.0		3,240.19	000100	54.2
	1,761.19	000100	110.5		3,300.00	000100	4.3
	1,785.00	000100	382.4		3,325.00	000100	49.5
	1,800.00	000100	3,888.7		3,339.52	000100	23.2
	1,800.00	017400	13.8		3,400.00	000100	2.3
	1,800.00	023000	399.9		3,400.00	017400	6.1
	1,800.00	060485	221.5		3,500.00	000100	70.3
	1,801.87	000100	211.8		3,500.00	020800	49.9
	1,814.00	000100	137.0		3,500.00	021200	3.0
	1,814.40	000100	354.3		3,500.00	021500	1.0
	1,825.00	000100	40.6		3,500.00	021800	3.9
	1,828.76	000100	2,301.7		3,500.00	024500	67.2
	1,850.00	000100	1,003.7		3,500.00	025100	4.0
	1,870.00	022800	81.1		3,600.00	000100	62.4
	1,875.00	000100	234.6		3,600.00	014570	49.3
	1,891.51	000100	1,319.3		3,600.00	021800	7.6
	1,900.00	000100	1,748.5		3,600.00	024500	14.4
	1,925.00	000100	341.3		3,600.00	027800	4.4
	1,950.00	000100	315.1		3,750.00	000100	3.8
	1,965.68	000100	291.7		3,750.00	013400	4.0
	2,000.00	000100	1,251.2		3,800.00	000100	11.3
	2,000.00	010700	1.1		3,900.00	000100	33.2
	2,000.00	020800	20.0		3,900.00	006650	16.7
	2,000.00	021000	115.7		3,900.00	013800	5.6
	2,000.00	021200	2.5		3,900.00	017400	20.1
	2,000.00	024300	76.9		3,900.00	021000	27.6
	2,000.00	070585	253.3		3,900.00	024300	32.2
	2,014.96	000100	122.6		4,000.00	000100	18.7
	2,060.00	000100	83.6		4,099.46	000100	12.0
	2,080.09	000100	1,034.8		4,200.00	000100	16.8
	2,100.00	000100	551.9		4,249.38	000100	874.2
	2,100.00	017200	1.5		4,286.00	021800	3.9
	2,125.00	000100	39.6		4,300.00	021500	1.7
	2,150.00	000100	176.2		4,324.00	027120	7.8
	2,184.09	000100	696.7		4,387.50	000100	1.3
	2,200.00	000100	363.8		4,500.00	000100	17.5
	2,200.00	064440	21.6		4,500.00	020800	6.1
	2,250.00	000100	25.1		4,600.00	021800	6.8
	2,250.00	020800	17.1		4,700.00	000100	9.2
	2,300.00	000100	138.1		4,750.00	000100	50.3
	2,350.00	000100	24.6		4,750.00	014500	19.5
	2,389.73	000100	103.4		4,800.00	000100	10.4
	2,400.00	000100	6.1		4,871.86	000100	7.6
	2,400.00	013600	6.0		4,900.00	021800	1.3
	2,400.00	017400	15.9		4,932.91	000100	7.2
	2,400.00	021500	52.0		5,000.00	000100	100.7
	2,400.00	024300	55.7		5,000.00	014100	21.4
	2,403.64	000100	208.3		5,000.00	021800	3.8
	2,499.84	013800	7.7		5,030.00	021800	3.3
	2,500.00	000100	69.7		5,156.00	027120	3.2

**TABLE 8: BASE PRICE PAID TO GROWERS FOR GRAPES CRUSHED AND DELIVERED TO CALIFORNIA PROCESSORS FROM THE 2016 CROP WITH BRIX FACTORS AND PURCHASED TONNAGE, BY TYPE, VARIETY, REPORTING DISTRICT WHERE GROWN, AND WEIGHTED AVERAGE BASE PRICE**

District, Type, and Variety	Base Price	Brix	Tons	District, Type, and Variety	Base Price	Brix	Tons
	Per Ton	Factors			Per Ton	Factors	
	Dollars	Code a/			Dollars	Code a/	
<b>DISTRICT 7 (Cont'd)</b>					1,400.00	017400	2.6
Pinot Noir (Cont'd)					1,410.00	000100	1.1
	5,221.00	000100	10.5		1,450.00	000100	14.2
	5,250.00	000100	89.6		1,496.00	000100	42.4
	5,400.00	000100	3.0		1,500.00	000100	113.9
	5,400.00	014500	12.3		1,540.00	000100	60.3
	5,491.96	000100	11.3		1,600.00	000100	23.4
	5,500.00	000100	85.2		1,700.00	000100	36.8
	5,500.00	014500	1.9		1,700.00	021000	2.9
	5,500.00	020800	4.5		1,700.00	021200	2.6
	5,544.27	024500	3.7		1,750.00	021500	20.0
	5,599.37	000100	3.2		1,800.00	000100	13.7
	5,695.00	000100	9.3		1,800.00	000100	13.7
	6,000.00	000100	6.4		2,000.00	000100	15.3
	6,094.23	000100	14.0		2,050.00	000100	2.5
	6,500.00	000100	13.8		2,200.00	000100	3.0
	6,500.00	014500	1.7		2,200.00	000100	3.0
	6,500.61	000100	5.4		2,700.00	000100	9.1
	6,628.00	000100	3.4		2,800.00	000100	2.1
	6,656.25	000100	12.0		2,800.00	014100	1.4
Wtd. Avg. Base & Total Tons	1,898.97		40,630.1		3,000.00	000100	5.6
					3,000.00	021500	3.0
					3,300.00	000100	1.8
Primitivo	1,746.00	000100	34.9		3,500.00	000100	23.0
Wtd. Avg. Base & Total Tons	1,746.00		34.9		3,500.00	011100	3.3
					3,500.00	017000	0.9
Ruby Cabernet	700.00	000100	15.4		3,750.00	000100	4.7
Wtd. Avg. Base & Total Tons	700.00		15.4		3,800.00	000100	2.7
					3,800.00	025100	1.2
Sangiovese *	500.00	000100	64.1		3,900.00	000100	14.3
	1,100.00	000100	84.2		4,000.00	000100	8.5
	1,200.00	000100	5.7		4,500.00	000100	94.9
	1,202.00	000100	41.4	Wtd. Avg. Base & Total Tons	1,222.05		4,865.8
	1,300.00	000100	15.1				
	1,316.82	000100	67.8	Tannat	1,000.00	000100	19.5
	1,350.00	000100	9.0		1,200.00	002200	177.9
	1,500.00	013600	2.5		1,800.00	000100	13.0
	2,000.00	000100	1.4		2,000.00	000100	3.9
	2,250.00	000100	5.3		2,000.00	025100	3.0
Wtd. Avg. Base & Total Tons	1,081.98		296.5	Wtd. Avg. Base & Total Tons	1,243.35		217.3
Souzao	1,850.00	000100	23.4	Tempranillo *	1,200.00	000100	1.9
Wtd. Avg. Base & Total Tons	1,850.00		23.4		1,350.00	024500	4.0
					1,500.00	000100	28.3
Syrah *	500.00	000100	31.6		1,500.00	013600	2.0
	750.00	000100	0.5		1,550.00	000100	2.0
	750.00	021200	5.2		1,600.00	000100	4.4
	825.00	000100	344.6		1,600.00	021000	2.9
	835.00	000100	44.6		1,600.00	021200	2.0
	900.00	000100	12.9		1,750.00	000100	1.1
	950.00	000100	8.5		2,000.00	000100	2.9
	970.00	059590	89.0		2,000.00	024800	3.3
	973.28	000100	57.5	Wtd. Avg. Base & Total Tons	1,559.03		54.8
	1,000.00	000100	75.0				
	1,000.00	020700	51.5	Tinta Cao	1,600.00	021000	0.3
	1,000.00	020800	496.6	Wtd. Avg. Base & Total Tons	1,600.00		0.3
	1,000.00	023400	52.5				
	1,010.00	000100	203.0	Touriga Nacional *	1,600.00	021000	1.0
	1,061.00	000100	19.2	Wtd. Avg. Base & Total Tons	1,600.00		1.0
	1,065.00	000100	34.8				
	1,079.42	000100	859.4	Trousseau *	2,250.00	000100	2.5
	1,100.00	000100	377.7	Wtd. Avg. Base & Total Tons	2,250.00		2.5
	1,151.02	000100	36.0				
	1,156.03	000100	383.2	Zinfandel	700.00	000100	1.0
	1,175.00	000100	23.0		900.00	067550	27.3
	1,200.00	000100	851.4		1,200.00	000100	58.2
	1,200.00	017400	0.7		1,250.00	026900	1.4
	1,200.00	021200	1.1		1,300.00	017600	1.9
	1,200.00	064440	64.1		1,350.00	017400	1.4
	1,234.00	000100	17.5		1,500.00	000100	5.2
	1,236.00	000100	23.1		1,500.00	013600	1.2
	1,250.00	023000	41.0		1,600.00	000100	2.9
	1,295.00	000100	35.4		1,606.01	024800	13.9
	1,300.00	000100	44.0		1,746.00	000100	130.0
	1,400.00	000100	50.0		1,900.00	000100	2.5



**TABLE 8: BASE PRICE PAID TO GROWERS FOR GRAPES CRUSHED AND DELIVERED TO CALIFORNIA PROCESSORS FROM THE 2016 CROP WITH BRIX FACTORS AND PURCHASED TONNAGE, BY TYPE, VARIETY, REPORTING DISTRICT WHERE GROWN, AND WEIGHTED AVERAGE BASE PRICE**

District, Type, and Variety	Base Price	Brix	Tons	District, Type, and Variety	Base Price	Brix	Tons
	Per Ton	Factors			Per Ton	Factors	
	Dollars	Code a/			Dollars	Code a/	
<b>DISTRICT 7 (Cont'd)</b>					1,200.00	013600	55.8
Zinfandel (Cont'd)	1,964.00	000100	4.9		1,200.00	017600	27.6
	2,000.00	000100	2.1		1,200.00	024500	442.2
	2,000.00	024500	2.1		1,212.39	000100	23.5
	2,000.00	025400	0.9		1,215.00	000100	47.4
	2,500.00	000100	4.2		1,215.92	000100	11.9
	2,800.00	000100	17.1		1,250.00	002000	781.6
Wtd. Avg. Base & Total Tons	1,609.34		278.2		1,250.00	017200	62.9
					1,250.00	024500	6.2
Other Red b/	1,000.00	000100	1.3		1,250.00	055570	46.2
	1,600.00	021000	0.7		1,276.14	000100	28.1
	1,684.00	000100	14.8		1,300.00	000100	595.2
	1,964.00	000100	2.5		1,300.00	024500	132.9
	2,250.00	000100	1.7		1,373.91	000100	526.8
	2,500.00	021200	0.9		1,374.00	000100	46.4
Wtd. Avg. Base & Total Tons	1,750.15		21.9		1,400.00	000100	1,012.9
					1,450.00	000100	52.5
					1,450.00	013600	253.0
<b>DISTRICT 8</b>					1,450.00	024500	121.4
<b>WINE GRAPES (WHITE)</b>					1,470.00	000100	536.9
Albarino	500.00	010700	4.5		1,500.00	000100	585.5
	1,300.00	000100	11.8		1,519.51	000100	1,526.4
	1,500.00	007600	1.9		1,539.00	016800	48.1
	1,700.00	000100	1.5		1,550.00	000100	817.5
	1,703.00	000100	7.7		1,550.00	026500	8.1
	1,800.00	000100	33.0		1,599.91	000100	8.5
	1,850.00	000100	7.2		1,600.00	000100	329.0
	1,872.00	017200	2.7		1,600.00	013600	12.0
	1,900.00	000100	4.0		1,600.00	017200	87.9
	1,924.57	000100	24.3		1,600.00	017800	1.7
	1,950.00	000100	15.7		1,600.00	020800	3.1
	1,950.00	002000	2.0		1,600.00	024500	67.5
	2,000.00	000100	6.4		1,612.30	000100	6.0
	2,000.00	020800	9.7		1,650.00	000100	7.1
	2,000.00	021000	3.6		1,696.66	000100	42.0
	2,100.00	000100	14.5		1,700.00	000100	148.1
	2,100.00	009500	4.0		1,700.00	017200	92.4
	2,200.00	013800	2.0		1,700.00	018900	3.0
	2,200.00	070730	1.6		1,725.00	019000	42.4
	2,250.00	000100	3.0		1,727.53	017200	235.2
	2,300.00	000100	2.5		1,750.00	000100	154.4
	2,400.00	000100	1.9		1,765.00	000100	225.7
	2,500.00	013600	4.0		1,800.00	000100	583.8
	2,790.72	000100	10.2		1,800.00	016800	41.0
Wtd. Avg. Base & Total Tons	1,916.83		179.7		1,800.00	020800	44.8
					1,800.00	024800	1.8
Arneis	1,715.00	017200	2.5		1,817.50	000100	44.6
Wtd. Avg. Base & Total Tons	1,715.00		2.5		1,900.00	000100	232.0
					1,900.00	002000	10.5
Chardonnay *	500.00	000100	8.5		1,900.00	021000	6.1
	500.00	005350	0.6		1,950.00	000100	245.0
	600.00	017200	592.0		1,999.62	000100	89.1
	800.00	045250	164.5		2,000.00	000100	158.7
	800.00	048600	337.6		2,000.00	011300	3.8
	850.00	000100	186.8		2,000.00	017800	2.0
	875.00	000100	22.6		2,000.00	024800	18.9
	891.01	000100	23.0		2,000.00	050900	62.6
	900.00	000100	2,390.5		2,017.30	000100	513.2
	900.00	045268	44.9		2,043.46	000100	98.7
	900.00	048600	129.0		2,050.00	000100	92.5
	950.00	000100	92.8		2,059.00	000100	33.5
	950.00	024500	272.9		2,100.00	000100	278.0
	950.00	048600	459.7		2,100.00	024800	21.2
	952.17	000100	303.0		2,132.82	000100	100.5
	980.00	024500	140.3		2,152.00	017800	6.0
	1,000.00	000100	394.4		2,176.70	000100	18.2
	1,000.00	013600	205.1		2,197.70	000100	141.7
	1,000.00	020800	3.0		2,200.00	000100	209.5
	1,025.00	000100	295.6		2,200.00	004200	2.0
	1,050.00	000100	189.3		2,200.00	013600	4.9
	1,100.00	000100	189.6		2,200.00	020600	26.8
	1,109.00	000100	12.9		2,200.00	020800	39.9
	1,153.93	000100	309.4		2,218.70	000100	24.9
	1,200.00	000100	687.6				

**TABLE 8: BASE PRICE PAID TO GROWERS FOR GRAPES CRUSHED AND DELIVERED TO CALIFORNIA PROCESSORS FROM THE 2016 CROP WITH BRIX FACTORS AND PURCHASED TONNAGE, BY TYPE, VARIETY, REPORTING DISTRICT WHERE GROWN, AND WEIGHTED AVERAGE BASE PRICE**

District, Type, and Variety	Base Price	Brix	Tons	District, Type, and Variety	Base Price	Brix	Tons
	Per Ton	Factors			Per Ton	Factors	
	Dollars	Code a/			Dollars	Code a/	
<b>DISTRICT 8 (Cont'd)</b>					4,200.00	000100	13.7
Chardonnay * (Cont'd)	2,225.00	020800	15.7		4,200.00	017200	4.7
	2,232.00	000100	22.5		4,250.00	000100	8.1
	2,248.83	000100	102.6		4,350.00	000100	4.2
	2,250.00	000100	22.9		4,500.00	000100	6.1
	2,300.00	013600	44.0		4,880.00	027600	3.1
	2,300.00	024800	26.6		5,382.70	000100	2.1
	2,300.00	050900	40.3		6,500.00	021000	7.5
	2,311.83	020800	22.0	Wtd. Avg. Base & Total Tons	1,458.21		21,548.3
	2,345.08	000100	3.1				
	2,350.00	000100	35.1	Chenin Blanc	1,250.00	000100	149.9
	2,350.45	000100	14.2		1,400.00	000100	13.3
	2,360.00	000100	9.3		1,500.00	000100	2.1
	2,377.68	000100	17.8		1,565.52	000100	8.1
	2,400.00	000100	8.7		1,600.00	000100	27.4
	2,400.00	017200	38.2		1,800.00	000100	22.9
	2,438.76	000100	9.0		1,800.00	011300	12.9
	2,450.00	000100	0.8		1,800.00	013100	3.2
	2,453.27	000100	6.8		1,801.20	000100	3.0
	2,469.14	000100	5.7		1,834.98	000100	5.2
	2,472.00	000100	23.4		2,000.00	000100	11.9
	2,500.00	000100	150.6		2,100.00	017200	3.1
	2,500.00	013400	5.9		2,251.85	000100	16.3
	2,500.00	017400	2.0		2,800.00	000100	2.6
	2,500.00	017800	3.9		2,800.00	011400	2.1
	2,500.00	021800	6.1	Wtd. Avg. Base & Total Tons	1,517.56		284.0
	2,507.27	000100	133.0				
	2,510.73	020800	5.5	Cortese	1,850.00	000100	2.4
	2,520.00	000100	13.0	Wtd. Avg. Base & Total Tons	1,850.00		2.4
	2,544.00	000100	13.7				
	2,555.49	024500	9.8	Fiano	1,600.00	000100	1.1
	2,600.00	000100	2.5		2,896.00	000100	0.9
	2,600.00	013800	43.0	Wtd. Avg. Base & Total Tons	2,183.20		2.0
	2,600.00	020800	16.6				
	2,633.00	000100	47.0	Gewurztraminer	1,200.00	000100	1.2
	2,643.75	000100	39.3		1,400.00	000100	19.5
	2,652.16	000100	19.0		1,600.00	000100	13.0
	2,716.69	000100	6.4		1,800.00	000100	1.6
	2,747.25	000100	5.5		2,200.00	000100	3.1
	2,800.00	000100	6.9		2,500.00	000100	0.9
	2,800.00	017600	3.2	Wtd. Avg. Base & Total Tons	1,564.63		39.3
	2,836.39	000100	6.1				
	2,900.00	000100	5.0	Grenache Blanc	300.00	000100	3.3
	2,993.72	000100	9.8		400.00	000100	26.8
	3,000.00	000100	178.9		800.00	059700	32.2
	3,000.00	011300	2.8		900.00	000100	2.3
	3,000.00	013600	16.0		1,300.00	000100	35.5
	3,000.00	021200	3.0		1,300.00	010900	34.8
	3,040.00	000100	4.2		1,400.00	000100	4.7
	3,043.00	013600	55.2		1,400.00	011100	10.2
	3,069.00	000100	3.3		1,400.00	016000	2.2
	3,100.00	000100	0.9		1,400.00	016800	26.2
	3,150.00	000100	54.3		1,435.00	017600	8.2
	3,150.00	013600	68.1		1,500.00	000100	3.3
	3,200.00	000100	13.9		1,594.39	000100	5.8
	3,200.00	011300	1.8		1,600.00	020800	6.8
	3,250.00	000100	16.3		1,650.00	013600	5.3
	3,300.00	000100	33.7		1,700.00	000100	1.0
	3,320.00	017200	2.3		1,800.00	000100	29.1
	3,396.31	000100	1.0		1,800.00	007900	12.6
	3,400.00	000100	6.1		1,800.00	013600	1.8
	3,500.00	000100	70.3		1,800.00	024800	1.8
	3,500.00	004200	2.8		1,900.00	000100	15.5
	3,500.00	016800	12.6		1,900.00	011100	5.2
	3,500.00	024500	3.3		1,924.00	017200	4.2
	3,577.68	000100	8.1		2,000.00	000100	84.9
	3,600.00	000100	4.8		2,000.00	013400	23.0
	3,760.00	000100	8.6		2,000.00	013600	4.3
	3,760.20	000100	3.1		2,000.00	014000	1.0
	3,800.00	000100	3.0		2,040.00	011300	14.4
	3,904.00	013600	4.9		2,050.00	000100	7.8
	4,000.00	000100	15.7		2,050.00	013600	25.0
	4,100.00	019100	2.5		2,100.00	000100	1.7

**TABLE 8: BASE PRICE PAID TO GROWERS FOR GRAPES CRUSHED AND DELIVERED TO CALIFORNIA PROCESSORS FROM THE 2016 CROP WITH BRIX FACTORS AND PURCHASED TONNAGE, BY TYPE, VARIETY, REPORTING DISTRICT WHERE GROWN, AND WEIGHTED AVERAGE BASE PRICE**

District, Type, and Variety	Base Price	Brix	Tons	District, Type, and Variety	Base Price	Brix	Tons
	Per Ton	Factors			Per Ton	Factors	
	Dollars	Code a/			Dollars	Code a/	
<b>DISTRICT 8 (Cont'd)</b>					1,750.00	000100	20.4
Grenache Blanc (Cont'd)	2,150.00	000100	6.0		1,800.00	030400	1.2
	2,200.00	000100	32.7	Wtd. Avg. Base & Total Tons	1,308.79		294.8
	2,200.00	013800	0.8				
	2,200.00	017400	7.9	Muscat Orange	1,200.00	000100	59.5
	2,200.00	020800	3.0		1,250.00	000100	2.6
	2,250.00	000100	23.0		1,300.00	021000	1.0
	2,300.00	000100	16.0		1,365.00	000100	43.0
	2,350.00	017000	1.8		1,500.00	000100	0.3
	2,400.00	000100	16.0		1,500.00	017800	1.1
	2,500.00	000100	10.8		1,575.00	000100	3.1
	2,600.00	000100	4.1		1,600.00	000100	14.0
	2,700.00	000100	1.4		4,302.00	000100	2.1
	2,704.00	011300	2.9	Wtd. Avg. Base & Total Tons	1,365.92		126.7
	2,800.00	011100	2.4				
	2,950.00	000100	5.9	Picpoul Blanc	1,800.00	000100	5.3
	3,000.00	000100	9.0		2,100.00	000100	0.8
	3,100.00	000100	2.0		2,125.00	000100	8.3
	3,150.00	000100	1.3		2,300.00	000100	2.2
	3,167.69	027150	3.5		2,483.00	000100	1.3
	3,200.00	000100	0.8		2,800.00	011100	4.1
	3,436.36	000100	1.7		2,950.00	000100	1.1
	3,500.00	000100	7.8		3,000.00	013600	1.4
	4,000.00	000100	0.7	Wtd. Avg. Base & Total Tons	2,288.59		24.5
	4,500.00	000100	0.5				
Wtd. Avg. Base & Total Tons	1,822.32		602.9	Pinot Blanc	1,686.62	000100	11.5
					1,700.00	000100	10.6
Gruner Veltliner	1,698.00	000100	7.4		1,800.00	000100	9.8
	2,000.00	000100	6.2		1,800.00	017000	3.5
	2,200.00	000100	2.0		2,000.00	013400	4.4
	4,568.75	013400	16.4		2,065.72	000100	1.0
Wtd. Avg. Base & Total Tons	3,259.15		32.0		2,092.28	020700	4.9
					2,150.00	020800	16.1
Malvasia Bianca	300.00	000100	27.3		2,200.00	000100	2.9
	500.00	000100	23.6		2,500.00	000100	1.2
	700.00	000100	11.6		3,000.00	000100	0.1
	1,000.00	000100	47.6	Wtd. Avg. Base & Total Tons	1,920.74		66.0
	1,357.00	000100	1.4				
	1,500.00	000100	12.7	Pinot Gris *	800.00	000100	15.2
	1,800.00	000100	2.0		1,000.00	013100	103.2
	2,000.00	000100	3.1		1,000.00	044450	89.0
	2,500.00	000100	1.9		1,050.00	044450	294.7
Wtd. Avg. Base & Total Tons	847.64		131.2		1,200.00	000100	406.4
					1,200.00	019000	46.1
Marsanne	800.00	000100	16.9		1,250.00	000100	90.7
	1,200.00	000100	23.1		1,287.00	000100	13.4
	1,298.00	000100	17.5		1,400.00	000100	137.0
	1,400.00	000100	0.6		1,500.00	000100	202.2
	1,400.00	016000	0.8		1,500.00	017000	188.9
	1,500.00	024800	1.0		1,500.00	021200	2.0
	1,600.00	008100	6.5		1,600.00	000100	49.3
	1,800.00	000100	1.0		1,650.00	000100	4.8
	2,000.00	000100	3.1		1,650.00	019000	20.9
	2,200.00	000100	14.8		1,700.00	000100	66.0
	2,300.00	000100	1.1		1,725.00	000100	4.7
	2,400.00	013800	0.4		1,800.00	000100	22.2
	2,400.00	024500	0.9		1,800.00	013600	3.2
	2,500.00	000100	3.3		1,800.00	017000	6.2
	3,100.00	027150	1.7		1,800.00	046000	3.1
	3,350.00	013600	2.0		1,825.00	000100	2.0
	4,500.00	000100	0.9		1,850.00	013100	3.2
	4,806.67	000100	0.9		1,950.00	000100	30.3
	5,186.00	027600	0.6		2,000.00	000100	8.3
Wtd. Avg. Base & Total Tons	1,603.84		97.1		2,000.00	017400	1.0
					2,100.00	000100	13.2
Muscat Blanc *	1,000.00	000100	60.6		2,100.00	009500	2.7
	1,150.00	000100	15.0		2,100.00	013400	4.0
	1,179.13	000100	19.6		2,100.00	013600	2.1
	1,200.00	000100	1.4		2,150.00	013100	1.1
	1,200.00	024500	20.7		2,200.00	000100	6.0
	1,250.00	000100	32.9		2,400.00	000100	2.5
	1,450.00	000100	102.7		2,500.00	000100	4.6
	1,500.00	000100	20.3		2,600.00	000100	3.7

**TABLE 8: BASE PRICE PAID TO GROWERS FOR GRAPES CRUSHED AND DELIVERED TO CALIFORNIA PROCESSORS FROM THE 2016 CROP WITH BRIX FACTORS AND PURCHASED TONNAGE, BY TYPE, VARIETY, REPORTING DISTRICT WHERE GROWN, AND WEIGHTED AVERAGE BASE PRICE**

District, Type, and Variety	Base Price	Brix	Tons	District, Type, and Variety	Base Price	Brix	Tons
	Per Ton	Factors			Per Ton	Factors	
	Dollars	Code a/			Dollars	Code a/	
<b>DISTRICT 8 (Cont'd)</b>					1,250.00	013400	44.4
Pinot Gris * (Cont'd)	2,971.91	000100	6.1		1,250.00	016800	216.7
	3,000.00	000100	1.1		1,275.00	000100	130.7
	3,579.72	000100	9.6		1,275.00	016800	15.9
Wtd. Avg. Base & Total Tons	1,338.99		1,870.7		1,282.00	000100	14.5
					1,296.00	017200	1.7
Roussanne	700.00	000100	3.3		1,297.25	000100	40.8
	1,200.00	000100	24.7		1,300.00	016800	85.5
	1,400.00	000100	6.6		1,315.00	000100	47.6
	1,500.00	000100	0.2		1,350.00	016800	99.4
	1,500.00	017400	0.6		1,400.00	000100	22.5
	1,500.00	017600	4.5		1,400.00	016800	98.7
	1,505.19	000100	7.6		1,400.00	017600	1.6
	1,600.00	000100	0.7		1,427.89	000100	1.5
	1,600.00	011100	6.5		1,450.00	000100	3.9
	1,610.79	000100	10.4		1,465.00	000100	65.5
	1,800.00	000100	3.1		1,500.00	000100	59.0
	1,800.00	013600	1.0		1,500.00	013600	24.0
	1,810.32	000100	5.3		1,500.00	016800	107.5
	1,900.00	000100	22.3		1,600.00	000100	33.9
	1,966.18	000100	4.6		1,600.00	013400	126.7
	2,000.00	000100	78.7		1,600.00	020800	109.5
	2,000.00	021000	1.8		1,679.01	000100	2.4
	2,063.00	000100	17.7		1,700.00	000100	114.0
	2,200.00	000100	5.8		1,700.00	020800	153.1
	2,200.00	020800	2.3		1,700.00	052500	5.0
	2,220.00	000100	20.4		1,750.00	000100	4.4
	2,275.00	013600	3.0		1,774.81	000100	33.9
	2,450.00	000100	0.8		1,790.00	000100	110.5
	2,500.00	000100	1.4		1,800.00	000100	149.1
	2,600.00	000100	4.5		1,812.34	000100	7.0
	2,700.00	000100	2.3		1,900.00	000100	45.9
	2,800.00	000100	1.7		1,900.00	017400	2.3
	2,800.00	011300	2.1		1,964.59	013400	6.0
	2,900.00	017600	0.9		1,989.95	000100	4.0
	2,950.00	000100	1.9		2,000.00	000100	70.1
	3,100.00	000100	1.0		2,000.00	009500	2.2
	3,150.00	000100	1.5		2,000.00	011300	9.5
	3,150.00	025400	0.8		2,000.00	013400	82.3
	3,250.00	000100	2.0		2,000.00	013600	55.7
	3,300.00	000100	2.5		2,000.00	020800	11.3
	3,361.71	000100	2.0		2,050.00	000100	43.6
	3,500.00	000100	3.4		2,100.00	000100	9.1
	3,600.00	000100	2.4		2,200.00	000100	23.8
	4,000.00	000100	3.0		2,200.00	013600	4.4
	4,402.00	000100	7.8		2,203.34	000100	6.3
	4,500.00	000100	1.5		2,209.17	000100	4.8
	5,000.00	011300	2.2		2,250.00	000100	7.4
	7,804.23	000100	2.6		2,250.00	013600	4.1
	17,289.50	027600	0.2		2,305.00	013600	23.7
Wtd. Avg. Base & Total Tons	2,171.34		279.6		2,400.00	000100	7.5
					2,500.00	000100	3.0
Sauvignon Blanc	725.00	000100	141.4		2,750.00	020700	3.8
	800.00	000100	4.2		2,814.29	000100	6.3
	800.00	045250	213.6		2,873.95	000100	2.5
	820.00	045250	170.1		3,255.04	000100	2.6
	900.00	000100	56.4		3,550.85	000100	1.9
	950.00	000100	22.0		3,660.38	000100	2.1
	950.00	010900	187.7	Wtd. Avg. Base & Total Tons	1,343.42		4,128.8
	950.00	020800	112.0				
	1,000.00	000100	51.7	Semillon	1,500.00	000100	0.2
	1,000.00	016800	12.6		1,575.00	000100	8.6
	1,000.00	045250	72.5		1,650.00	000100	4.4
	1,020.00	017000	49.2		1,800.00	000100	2.4
	1,058.88	000100	2.7		2,000.00	000100	1.0
	1,071.57	000100	92.7		2,050.00	000100	6.3
	1,100.00	010900	36.8	Wtd. Avg. Base & Total Tons	1,761.57		22.9
	1,100.00	016800	133.4				
	1,125.00	016800	79.2	St. Emilion *	2,800.00	001100	2.7
	1,126.00	000100	95.9	Wtd. Avg. Base & Total Tons	2,800.00		2.7
	1,200.00	000100	75.7				
	1,200.00	016800	45.2	Tocai Friulano	1,880.79	000100	7.6
	1,250.00	000100	96.7		2,500.00	000100	6.4

**TABLE 8: BASE PRICE PAID TO GROWERS FOR GRAPES CRUSHED AND DELIVERED TO CALIFORNIA PROCESSORS FROM THE 2016 CROP WITH BRIX FACTORS AND PURCHASED TONNAGE, BY TYPE, VARIETY, REPORTING DISTRICT WHERE GROWN, AND WEIGHTED AVERAGE BASE PRICE**

District, Type, and Variety	Base Price	Brix	Tons	District, Type, and Variety	Base Price	Brix	Tons
	Per Ton	Factors			Per Ton	Factors	
	Dollars	Code a/			Dollars	Code a/	
<b>DISTRICT 8 (Cont'd)</b>					2,100.00	000100	6.2
Tocai Friulano (Cont'd)					2,163.00	000100	8.4
Wtd. Avg. Base & Total Tons	2,163.86		14.0		2,200.00	000100	0.8
Verdejo	1,450.00	017000	0.8		2,200.00	011500	1.6
Wtd. Avg. Base & Total Tons	1,450.00		0.8		2,200.00	013800	5.4
					2,220.00	000100	24.0
Verdelho	1,200.00	000100	16.7		2,230.00	011300	10.7
	2,000.00	000100	5.5		2,250.00	000100	9.2
	2,275.00	020800	4.8		2,280.00	016800	26.0
Wtd. Avg. Base & Total Tons	1,554.07		27.0		2,300.00	000100	4.9
					2,388.00	000100	7.7
Vermentino *	1,200.00	000100	20.9		2,400.00	000100	7.2
	1,450.00	017000	1.5		2,425.00	000100	0.2
	1,500.00	000100	3.9		2,500.00	000100	1.3
	1,690.00	017200	1.3		2,500.00	014000	0.5
	2,000.00	000100	11.0		2,600.00	013600	5.0
	2,000.00	024500	1.3		2,700.00	027150	2.0
Wtd. Avg. Base & Total Tons	1,501.30		39.9		2,704.00	011300	0.1
					2,750.00	000100	2.6
Viognier	400.00	000100	50.1		2,800.00	000100	0.9
	500.00	000100	38.8		2,800.00	024800	0.9
	600.00	000100	1.4		2,950.00	000100	4.8
	700.00	000100	26.5		3,000.00	000100	8.2
	800.00	000100	1.8		3,000.00	024800	1.0
	800.00	054575	20.5		3,053.00	000100	2.2
	900.00	054575	83.7		3,066.58	000100	3.4
	950.00	000100	6.4		3,100.00	000100	2.5
	1,000.00	000100	19.7		3,100.00	017600	1.5
	1,050.00	054575	113.4		3,100.00	027150	2.6
	1,081.50	000100	34.3		3,150.00	000100	3.5
	1,100.00	000100	7.0		3,400.00	000100	7.1
	1,200.00	000100	90.5		3,500.00	000100	1.7
	1,200.00	024800	2.0		3,556.49	000100	0.6
	1,250.00	000100	27.5		3,559.00	000100	11.7
	1,250.00	017200	3.6		3,850.95	000100	8.2
	1,300.00	000100	41.9		3,900.00	000100	2.3
	1,300.00	055570	23.4		4,000.00	000100	3.7
	1,336.46	000100	14.5		4,500.00	000100	0.5
	1,377.54	000100	1.9		5,000.00	021200	1.2
	1,400.00	000100	16.3		5,287.50	000100	0.4
	1,400.00	016000	1.4		7,022.73	000100	1.1
	1,400.00	016800	5.3	Wtd. Avg. Base & Total Tons	1,518.28		1,250.4
	1,400.00	030400	1.2				
	1,429.26	000100	26.8	White Riesling *	350.00	000100	11.1
	1,500.00	000100	8.9		500.00	000100	91.5
	1,500.00	011300	0.4		679.00	000100	10.6
	1,500.00	016800	21.5		800.00	000100	53.5
	1,500.00	017600	14.1		946.05	000100	12.7
	1,500.00	026700	5.5		988.72	009000	4.9
	1,518.00	000100	28.3		988.72	010700	3.0
	1,550.00	000100	4.0		988.72	030685	0.3
	1,593.00	000100	4.6		1,050.00	000100	162.9
	1,600.00	000100	61.3		1,100.00	000100	20.0
	1,668.34	000100	8.3		1,200.00	000100	6.0
	1,700.00	000100	0.6		1,216.79	015800	119.1
	1,700.00	011100	5.3		1,250.00	017000	3.5
	1,800.00	000100	48.2		1,300.00	000100	44.5
	1,800.00	013600	8.2		1,300.00	017000	98.3
	1,800.00	017800	9.2		1,400.00	000100	6.6
	1,800.00	021000	0.7		1,600.00	000100	11.8
	1,817.00	000100	6.7		1,650.00	000100	8.0
	1,850.00	000100	23.4		1,750.00	000100	4.4
	1,850.00	021500	5.4		1,800.00	000100	20.3
	1,900.00	000100	5.0		1,800.00	017000	14.7
	1,900.00	025100	4.4		1,870.00	000100	3.0
	1,924.00	017200	6.9		2,000.00	000100	9.5
	2,000.00	000100	70.0	Wtd. Avg. Base & Total Tons	1,099.09		720.2
	2,000.00	011400	6.4				
	2,000.00	017800	5.1	Other White b/	1,800.00	000100	5.0
	2,000.00	020800	6.0		1,800.00	011100	1.8
	2,000.00	024500	23.2		1,872.00	007800	3.0
	2,050.00	000100	2.8		5,553.00	000100	0.9
	2,093.02	000100	2.3	Wtd. Avg. Base & Total Tons	2,135.86		10.7

**TABLE 8: BASE PRICE PAID TO GROWERS FOR GRAPES CRUSHED AND DELIVERED TO CALIFORNIA PROCESSORS FROM THE 2016 CROP WITH BRIX FACTORS AND PURCHASED TONNAGE, BY TYPE, VARIETY, REPORTING DISTRICT WHERE GROWN, AND WEIGHTED AVERAGE BASE PRICE**

District, Type, and Variety	Base Price	Brix	Tons	District, Type, and Variety	Base Price	Brix	Tons
	Per Ton	Factors			Per Ton	Factors	
	Dollars	Code a/			Dollars	Code a/	
<b>DISTRICT 8 (Cont'd)</b>					2,100.00	000100	9.4
					2,100.00	014100	7.3
<b>WINE GRAPES (RED)</b>					2,100.00	024300	17.2
Aglianico	1,050.00	000100	7.2		2,200.00	000100	1.5
	1,186.81	013600	6.1		2,200.00	013600	0.5
	1,400.00	013600	0.9		2,200.00	014000	0.9
	1,900.00	000100	6.7		2,200.00	024300	8.4
	3,500.00	000100	1.1		2,200.00	069910	10.8
Wtd. Avg. Base & Total Tons	1,483.62		22.0		2,250.00	000100	2.5
					2,269.00	021200	2.6
Alicante Bouschet *	1,800.00	000100	2.0		2,300.00	018000	0.5
	1,944.81	000100	6.2		2,300.00	024300	8.5
	1,950.00	000100	13.9		2,300.00	027800	3.1
	2,000.00	000100	10.8		2,346.62	000100	7.9
	2,500.00	017800	1.4		2,347.00	021000	2.5
Wtd. Avg. Base & Total Tons	1,978.51		34.3		2,400.00	024300	12.9
					2,500.00	000100	30.2
Barbera	900.00	000100	4.8		2,500.00	014000	1.0
	900.00	002300	44.9		2,500.00	028300	2.0
	950.00	000100	9.3		2,546.62	000100	16.7
	1,050.00	000100	35.0		2,550.00	000100	11.8
	1,200.00	000100	6.6		2,600.00	000100	30.6
	1,400.00	000100	18.0		2,650.00	000100	4.7
	1,500.00	000100	0.5		2,650.00	024300	15.8
	1,600.00	000100	14.2		2,700.00	000100	8.6
	1,623.93	000100	20.5		2,700.00	021500	3.8
	1,650.00	000100	5.0		2,729.00	000100	2.0
	1,684.31	000100	16.3		2,750.00	000100	12.6
	1,698.22	000100	14.1		2,800.00	000100	11.4
	1,700.00	000100	4.5		2,800.00	013600	1.5
	1,700.00	027800	1.0		2,800.00	017200	7.3
	1,800.00	000100	2.8		2,800.00	017400	4.5
	1,800.00	020800	1.0		2,800.00	021000	1.0
	1,872.00	021000	3.0		2,900.00	017600	3.2
	1,900.00	000100	3.1		3,000.00	000100	7.3
	2,200.00	000100	2.0		3,000.00	017400	1.0
	2,200.00	013800	1.6		3,100.00	027150	1.9
	2,200.00	017200	3.4		3,200.00	000100	5.2
	2,200.00	017600	2.0		3,250.00	021000	1.5
	2,237.00	000100	2.0		3,500.00	000100	1.0
	2,300.01	014100	3.9		3,800.00	000100	8.0
	2,300.34	014100	3.7		4,000.00	000100	0.6
Wtd. Avg. Base & Total Tons	1,385.73		223.2		4,302.00	000100	234.1
					4,526.47	000100	1.7
Blaufraenkisch *	1,900.00	000100	7.2	Wtd. Avg. Base & Total Tons	2,381.08		1,085.1
Wtd. Avg. Base & Total Tons	1,900.00		7.2				
				Cabernet Sauvignon	350.00	000100	1.9
Cabernet Franc	1,000.00	000100	22.4		400.00	017600	1.2
	1,000.00	062590	156.1		500.00	024500	15.3
	1,250.00	017400	2.0		700.00	000100	10.2
	1,350.00	017800	1.6		800.00	000100	135.1
	1,364.20	000100	9.2		800.00	062590	95.7
	1,400.00	000100	5.5		900.00	059590	21.2
	1,400.00	014100	25.5		900.00	062590	659.7
	1,450.00	000100	18.3		950.00	000100	433.8
	1,500.00	000100	12.5		952.17	000100	534.9
	1,600.00	000100	91.8		1,000.00	000100	424.9
	1,600.00	014100	14.4		1,000.00	054875	1,376.4
	1,675.00	000100	3.5		1,043.93	000100	169.5
	1,698.99	000100	32.7		1,050.00	000100	69.2
	1,699.00	000100	7.6		1,065.00	000100	136.9
	1,773.63	000100	6.2		1,100.00	000100	67.9
	1,800.00	000100	10.8		1,136.53	000100	24.2
	1,800.00	020800	1.0		1,200.00	000100	2,691.1
	1,844.16	000100	12.7		1,200.00	004205	4.5
	1,854.00	000100	8.1		1,200.00	014100	13.7
	1,875.00	000100	76.9		1,200.00	017200	290.7
	2,000.00	000100	17.3		1,200.00	020800	7.3
	2,000.00	013800	1.5		1,200.00	024500	334.4
	2,000.00	017400	1.4		1,200.00	025100	45.3
	2,000.00	024500	3.4		1,200.00	054875	1,103.8
	2,010.96	000100	11.7		1,200.00	062590	1,287.6
	2,060.00	017600	3.5		1,215.00	000100	30.0

**TABLE 8: BASE PRICE PAID TO GROWERS FOR GRAPES CRUSHED AND DELIVERED TO CALIFORNIA PROCESSORS FROM THE 2016 CROP WITH BRIX FACTORS AND PURCHASED TONNAGE, BY TYPE, VARIETY, REPORTING DISTRICT WHERE GROWN, AND WEIGHTED AVERAGE BASE PRICE**

District, Type, and Variety	Base Price	Brix	Tons	District, Type, and Variety	Base Price	Brix	Tons
	Per Ton	Factors			Per Ton	Factors	
	Dollars	Code a/			Dollars	Code a/	
<b>DISTRICT 8 (Cont'd)</b>					1,648.30	000100	103.5
Cabernet Sauvignon (Cont'd)	1,229.04	000100	95.2		1,648.98	000100	114.0
	1,245.88	000100	187.5		1,649.46	014100	30.3
	1,250.00	000100	1,209.2		1,650.00	000100	1,408.6
	1,250.00	017400	12.0		1,650.00	020800	1.1
	1,250.00	026500	3.7		1,650.00	024300	251.8
	1,255.85	000100	84.4		1,650.00	025100	13.5
	1,300.00	000100	779.7		1,650.00	027800	8.4
	1,300.00	026700	75.9		1,650.00	060485	160.3
	1,318.64	000100	1,307.5		1,653.75	000100	51.9
	1,333.00	000100	219.4		1,666.14	000100	64.5
	1,345.56	000100	48.6		1,675.00	000100	220.9
	1,350.00	000100	309.2		1,679.97	000100	94.4
	1,350.00	062590	232.7		1,694.18	000100	145.1
	1,365.00	000100	63.3		1,700.00	000100	1,685.6
	1,376.19	000100	52.2		1,700.00	013800	0.5
	1,379.00	023000	25.1		1,700.00	018000	2.0
	1,395.39	023000	57.7		1,700.00	024300	473.2
	1,400.00	000100	1,645.1		1,700.00	025100	65.0
	1,400.00	013600	2.6		1,701.34	000100	61.8
	1,400.00	014100	2.2		1,701.36	000100	16.8
	1,400.00	023000	534.1		1,701.71	000100	323.1
	1,400.00	024500	353.9		1,710.00	025100	40.2
	1,400.00	027800	5.9		1,725.00	013600	1.9
	1,400.00	062590	115.3		1,725.00	024300	18.7
	1,412.83	000100	222.2		1,730.00	000100	208.0
	1,413.95	000100	22.8		1,730.72	020800	57.9
	1,415.00	000100	97.9		1,748.36	000100	4.3
	1,425.00	000100	289.4		1,750.00	000100	2,447.6
	1,440.00	000100	518.9		1,750.00	014100	3.2
	1,447.00	000100	46.3		1,750.00	024300	74.0
	1,447.09	000100	91.1		1,750.00	025100	46.8
	1,450.00	000100	571.8		1,775.00	000100	12.6
	1,450.00	003100	145.2		1,800.00	000100	737.2
	1,450.00	021200	486.3		1,800.00	003100	13.8
	1,456.25	000100	23.7		1,800.00	003150	12.6
	1,465.16	000100	65.6		1,800.00	020800	1.0
	1,465.16	023000	15.2		1,800.00	023400	430.2
	1,475.00	000100	107.2		1,800.00	024300	265.3
	1,480.23	000100	99.2		1,800.00	024500	94.7
	1,495.06	000100	822.7		1,800.00	025100	425.5
	1,500.00	000100	2,881.6		1,823.26	000100	81.5
	1,500.00	014100	14.8		1,829.50	000100	155.2
	1,500.00	017400	1.9		1,843.62	000100	125.7
	1,500.00	017600	15.9		1,850.00	000100	80.9
	1,500.00	024300	1.0		1,850.00	024300	556.8
	1,500.00	024500	10.4		1,850.00	064440	212.8
	1,500.00	062590	137.1		1,854.00	000100	66.9
	1,509.76	000100	59.6		1,875.00	000100	247.7
	1,512.50	000100	173.1		1,875.24	023000	21.4
	1,515.00	000100	123.1		1,892.69	000100	7.0
	1,515.34	023000	151.7		1,900.00	000100	80.1
	1,515.81	000100	164.5		1,900.00	017800	5.0
	1,525.00	000100	723.2		1,900.00	024300	101.5
	1,538.42	023000	27.0		1,900.00	025100	119.9
	1,542.91	000100	123.8		1,903.80	023000	138.1
	1,543.00	024800	2.0		1,925.00	024300	69.1
	1,550.00	000100	2,670.6		1,944.60	000100	18.8
	1,550.00	062590	126.1		1,944.81	000100	123.7
	1,569.81	000100	441.1		1,950.00	000100	312.2
	1,570.00	000100	1,102.4		1,950.00	024300	536.9
	1,591.11	023000	158.0		1,950.00	064440	86.7
	1,592.00	000100	609.7		1,958.16	000100	64.3
	1,594.73	000100	646.5		1,984.47	000100	62.2
	1,595.35	000100	884.4		1,995.33	000100	47.9
	1,600.00	000100	5,423.6		2,000.00	000100	113.5
	1,600.00	023000	262.5		2,000.00	020800	10.0
	1,600.00	024300	300.8		2,000.00	021200	2.6
	1,600.00	024500	104.5		2,000.00	024300	393.4
	1,600.00	024800	136.6		2,000.00	025100	34.7
	1,600.00	027800	10.9		2,000.00	027600	24.3
	1,600.00	062590	421.4		2,017.50	000100	41.1
	1,615.34	023000	1,322.9		2,050.00	013600	1.4

**TABLE 8: BASE PRICE PAID TO GROWERS FOR GRAPES CRUSHED AND DELIVERED TO CALIFORNIA PROCESSORS FROM THE 2016 CROP WITH BRIX FACTORS AND PURCHASED TONNAGE, BY TYPE, VARIETY, REPORTING DISTRICT WHERE GROWN, AND WEIGHTED AVERAGE BASE PRICE**

District, Type, and Variety	Base Price	Brix	Tons	District, Type, and Variety	Base Price	Brix	Tons
	Per Ton	Factors			Per Ton	Factors	
	Dollars	Code a/			Dollars	Code a/	
<b>DISTRICT 8 (Cont'd)</b>					3,600.00	000100	3.2
Cabernet Sauvignon (Cont'd)	2,050.00	067967	29.4		3,800.00	000100	29.9
	2,060.00	000100	20.8		3,800.00	021200	3.1
	2,088.00	024300	111.3		3,900.00	000100	5.5
	2,100.00	000100	85.1		4,000.00	000100	11.8
	2,100.00	014100	43.6		4,000.00	024500	2.0
	2,100.00	024300	251.1		4,050.00	000100	2.7
	2,158.00	000100	2.8		4,066.00	000100	3.0
	2,200.00	000100	53.5		4,100.00	000100	14.4
	2,200.00	024300	95.3		4,302.00	024300	1,155.1
	2,200.00	025100	71.1		4,456.50	000100	1.5
	2,200.00	065680	43.8		4,500.00	000100	41.1
	2,250.00	000100	23.2		4,500.00	017800	1.2
	2,250.00	017400	11.8		4,500.00	021000	1.9
	2,263.08	000100	21.2		4,541.00	024300	16.8
	2,264.57	000100	165.2		4,750.00	000100	7.6
	2,300.00	000100	5.1		4,750.00	018000	2.7
	2,348.72	000100	12.1		4,800.00	000100	4.7
	2,350.00	024500	20.0		4,920.00	024300	3.3
	2,370.00	000100	6.8		5,000.00	000100	9.6
	2,392.50	024300	22.7		5,000.00	027800	2.5
	2,400.00	000100	87.1		5,100.00	000100	2.5
	2,400.00	014100	18.1		5,236.00	000100	8.8
	2,400.00	024800	4.0		6,200.00	000100	3.2
	2,400.00	025100	1.3		6,733.00	000100	2.1
	2,400.00	027100	4.4		7,162.00	000100	1.0
	2,431.00	000100	154.8		10,036.00	000100	3.4
	2,500.00	000100	155.1	Wtd. Avg. Base & Total Tons	1,596.50		57,815.0
	2,500.00	013800	4.7				
	2,500.00	014100	11.3	Carignane	400.00	000100	2.4
	2,500.00	021000	1.4		750.00	000100	4.5
	2,550.00	000100	12.4		900.00	000100	3.7
	2,569.57	000100	57.2		1,200.00	024800	1.0
	2,576.01	000100	62.6		1,600.00	000100	11.1
	2,596.00	000100	5.4		1,700.00	000100	23.9
	2,600.00	000100	25.9		1,900.00	017400	5.0
	2,600.00	017800	1.0		1,937.27	000100	2.2
	2,625.00	020800	1.4		2,000.00	000100	10.3
	2,641.00	000100	5.2		2,000.00	017400	2.2
	2,700.00	021500	2.1		2,200.00	013600	3.0
	2,750.00	017800	3.2		2,400.00	000100	1.4
	2,800.00	000100	23.6		2,500.00	000100	1.0
	2,800.00	024300	25.3		2,500.00	013800	2.1
	2,800.00	028100	15.5		2,591.00	000100	1.0
	2,825.00	027150	1.4		2,600.00	000100	1.2
	2,850.00	000100	2.2		2,600.00	000100	0.6
	2,900.00	024500	11.4		4,484.00	000100	0.4
	2,941.85	017600	11.0		5,553.00	000100	1.9
	3,000.00	000100	41.1	Wtd. Avg. Base & Total Tons	1,825.88		78.9
	3,000.00	013600	8.2				
	3,000.00	013800	2.4	Carmenere	1,000.00	000100	0.1
	3,000.00	020800	18.8		2,066.67	000100	10.6
	3,000.00	021000	5.9	Wtd. Avg. Base & Total Tons	2,056.70		10.7
	3,000.00	024500	1.2				
	3,006.77	000100	3.1	Charbono	1,700.00	000100	0.3
	3,015.00	000100	4.4	Wtd. Avg. Base & Total Tons	1,700.00		0.3
	3,100.00	021000	7.9				
	3,150.00	000100	8.1	Cinsaut *	1,600.00	000100	1.5
	3,195.00	024300	45.7		1,709.73	000100	1.3
	3,200.00	021200	3.9		1,800.00	000100	5.6
	3,235.00	000100	3.2		1,900.00	020800	3.3
	3,250.00	027150	1.9		1,975.24	000100	2.1
	3,300.00	000100	10.2		2,000.00	000100	13.9
	3,300.00	014000	0.9		2,000.00	017200	1.1
	3,300.00	017800	2.9		2,000.00	017400	1.7
	3,300.00	021500	2.9		2,039.40	000100	9.7
	3,300.00	027150	1.8		2,100.00	000100	16.8
	3,380.00	000100	14.7		2,475.00	017200	4.1
	3,426.00	000100	2.4		2,500.00	014100	1.7
	3,499.99	000100	5.1		2,600.00	000100	3.0
	3,500.00	000100	9.7		2,800.00	000100	1.4
	3,500.00	024300	53.4		3,000.00	000100	2.0
	3,500.00	029100	3.6		3,500.00	024800	0.1



**TABLE 8: BASE PRICE PAID TO GROWERS FOR GRAPES CRUSHED AND DELIVERED TO CALIFORNIA PROCESSORS FROM THE 2016 CROP WITH BRIX FACTORS AND PURCHASED TONNAGE, BY TYPE, VARIETY, REPORTING DISTRICT WHERE GROWN, AND WEIGHTED AVERAGE BASE PRICE**

District, Type, and Variety	Base Price	Brix	Tons	District, Type, and Variety	Base Price	Brix	Tons
	Per Ton	Factors			Per Ton	Factors	
	Dollars	Code a/			Dollars	Code a/	
<b>DISTRICT 8 (Cont'd)</b>					1,550.00	000100	2.9
Cinsaut * (Cont'd)					1,595.83	000100	30.2
Wtd. Avg. Base & Total Tons	2,107.51		69.3		1,600.00	000100	70.9
Counoise	900.00	000100	4.7		1,600.00	017600	3.0
	1,200.00	024800	17.0		1,650.00	000100	56.3
	1,397.64	000100	7.5		1,663.66	000100	63.1
	1,577.33	000100	9.2		1,700.00	000100	31.2
	1,600.00	000100	0.9		1,700.00	011100	7.7
	1,700.00	011100	9.2		1,700.00	013600	1.7
	1,975.24	000100	2.1		1,724.42	000100	12.7
	2,000.00	000100	8.5		1,782.18	000100	2.5
	2,000.00	017400	1.5		1,800.00	000100	81.5
	2,100.00	000100	1.4		1,800.00	013800	2.0
	2,475.00	000100	3.7		1,800.00	014000	0.3
	2,500.00	013800	2.2		1,800.00	024500	9.8
	2,600.00	000100	2.3		1,815.00	000100	2.7
	2,600.00	024800	1.0		1,826.55	000100	10.6
	2,800.00	011300	3.9		1,830.00	000100	9.8
	2,990.32	014100	1.9		1,830.00	011100	15.4
	2,998.07	000100	1.6		1,834.00	000100	9.8
	3,500.00	000100	2.2		1,835.00	017400	15.3
	3,500.00	017800	1.1		1,842.88	000100	8.6
Wtd. Avg. Base & Total Tons	1,831.23		81.9		1,850.00	000100	18.5
					1,850.00	024800	2.3
Dolcetto	1,200.00	000100	12.7		1,876.00	000100	0.9
	1,400.00	013600	2.7		1,925.06	000100	24.0
	1,600.00	000100	7.2		1,950.00	000100	21.2
	2,000.00	017200	4.2		2,000.00	000100	79.9
	2,500.00	000100	13.3		2,000.00	011100	3.4
Wtd. Avg. Base & Total Tons	1,800.25		40.1		2,000.00	017000	4.2
					2,000.00	021800	4.1
Dornfelder	2,800.00	000100	3.0		2,000.00	024500	6.8
	3,500.00	021800	1.7		2,050.00	024500	0.4
Wtd. Avg. Base & Total Tons	3,053.19		4.7		2,100.00	000100	35.1
					2,100.00	004210	2.0
Freisa	1,000.00	000100	4.3		2,200.00	000100	37.4
Wtd. Avg. Base & Total Tons	1,000.00		4.3		2,200.00	008100	8.1
					2,200.00	013600	3.3
Gamay (Napa) *	1,000.00	000100	11.6		2,200.00	020800	5.6
	1,003.43	000100	1.0		2,200.00	024500	3.5
	1,100.00	000100	77.9		2,219.45	000100	16.0
	1,109.00	000100	23.1		2,249.45	000100	2.0
	1,600.00	000100	7.6		2,250.00	000100	51.2
	1,650.00	000100	95.5		2,250.00	017400	1.0
	2,500.00	000100	2.0		2,250.00	021800	3.1
Wtd. Avg. Base & Total Tons	1,365.55		218.7		2,250.00	025100	7.0
					2,292.00	000100	8.8
Graciano	800.00	000100	2.1		2,298.87	000100	14.6
	1,200.00	024500	1.4		2,300.00	000100	10.4
	1,600.00	000100	6.4		2,300.00	017400	16.1
	1,700.00	000100	1.1		2,300.00	024800	2.5
	2,600.00	000100	2.3		2,376.00	000100	1.6
Wtd. Avg. Base & Total Tons	1,612.78		13.3		2,400.00	000100	44.4
					2,400.00	017200	2.5
Grenache *	300.00	000100	4.4		2,461.54	000100	4.1
	800.00	059700	200.5		2,500.00	000100	82.8
	900.00	000100	54.6		2,500.00	011100	5.7
	987.00	000100	33.9		2,500.00	017600	1.1
	1,000.00	000100	72.0		2,500.00	020800	6.3
	1,015.00	000100	60.0		2,500.00	025100	5.4
	1,100.00	059700	322.6		2,550.00	000100	7.6
	1,120.00	059700	648.7		2,592.00	000100	6.9
	1,200.00	000100	254.2		2,600.00	000100	7.6
	1,300.00	000100	46.0		2,650.00	000100	23.6
	1,300.00	013600	24.8		2,650.00	013600	5.4
	1,350.00	000100	4.2		2,650.00	014000	1.1
	1,384.00	000100	12.1		2,650.00	024500	3.2
	1,400.00	002300	47.0		2,700.00	000100	53.5
	1,400.00	011100	10.1		2,700.00	017200	8.1
	1,400.00	013600	2.0		2,700.00	024800	51.0
	1,400.00	024500	16.1		2,750.00	000100	12.9
	1,500.00	000100	40.0		2,750.00	014100	8.6
	1,500.00	027800	1.0		2,750.00	024800	2.0

**TABLE 8: BASE PRICE PAID TO GROWERS FOR GRAPES CRUSHED AND DELIVERED TO CALIFORNIA PROCESSORS FROM THE 2016 CROP WITH BRIX FACTORS AND PURCHASED TONNAGE, BY TYPE, VARIETY, REPORTING DISTRICT WHERE GROWN, AND WEIGHTED AVERAGE BASE PRICE**

District, Type, and Variety	Base Price	Brix	Tons	District, Type, and Variety	Base Price	Brix	Tons
	Per Ton	Factors			Per Ton	Factors	
	Dollars	Code a/			Dollars	Code a/	
<b>DISTRICT 8 (Cont'd)</b>				Lagrein	1,200.00	000100	44.6
Grenache * (Cont'd)	2,786.00	000100	5.1		1,625.00	000100	21.9
	2,800.00	000100	41.5		1,859.09	014100	42.8
	2,800.00	014500	4.1		1,968.92	000100	10.9
	2,800.00	017400	1.6		2,000.00	000100	7.9
	2,800.00	021000	7.5		2,000.00	024800	4.6
	2,813.82	017600	10.8	Wtd. Avg. Base & Total Tons	1,621.23		132.7
	2,815.00	000100	2.1				
	2,832.83	003150	18.0	Malbec	500.00	024500	17.3
	2,900.00	000100	4.3		800.00	062590	68.3
	2,900.00	021500	6.9		900.00	000100	22.8
	2,927.57	000100	5.7		950.00	000100	2.0
	2,970.98	000100	11.2		1,000.00	000100	162.5
	3,000.00	000100	100.8		1,000.00	062590	29.7
	3,000.00	013600	9.8		1,050.00	000100	42.0
	3,000.00	014000	1.0		1,174.60	000100	21.1
	3,000.00	014100	7.4		1,200.00	024300	3.0
	3,000.00	014500	0.9		1,200.00	062590	314.7
	3,000.00	021000	1.0		1,219.96	000100	16.9
	3,006.00	000100	3.5		1,250.00	017400	8.2
	3,050.00	000100	15.4		1,300.00	000100	167.3
	3,100.00	000100	7.6		1,300.00	062590	37.9
	3,200.00	000100	28.2		1,312.50	000100	13.6
	3,200.00	002000	2.9		1,381.56	000100	3.8
	3,200.00	028100	2.1		1,399.14	000100	19.4
	3,250.00	000100	3.6		1,400.00	000100	37.2
	3,250.00	017800	2.2		1,400.00	023000	86.2
	3,291.42	000100	3.3		1,400.00	024800	11.0
	3,300.00	000100	0.9		1,494.49	000100	25.5
	3,300.00	028100	2.0		1,500.00	000100	3.0
	3,342.00	000100	3.3		1,587.50	000100	24.9
	3,350.00	000100	4.0		1,600.00	000100	2.0
	3,368.00	000100	1.7		1,650.00	000100	6.9
	3,400.00	000100	32.8		1,700.00	000100	49.7
	3,438.96	027150	1.0		1,700.00	017400	1.6
	3,500.00	000100	44.3		1,706.04	000100	12.8
	3,500.00	017800	5.7		1,750.00	000100	1.3
	3,500.00	021000	2.1		1,800.00	000100	62.8
	3,500.00	021500	3.2		1,800.00	017400	13.4
	3,500.00	024800	1.1		1,805.00	014100	14.4
	3,500.00	028300	11.5		1,810.83	000100	15.6
	3,600.00	000100	1.3		1,850.00	000100	43.6
	3,633.22	027150	3.1		1,854.00	000100	14.7
	3,750.00	000100	5.3		1,875.00	000100	83.3
	3,800.00	000100	6.0		1,900.00	000100	70.0
	3,850.00	000100	3.0		1,944.81	000100	41.0
	3,900.00	000100	0.8		2,000.00	000100	42.6
	3,977.00	000100	2.0		2,000.00	024500	1.0
	4,000.00	000100	24.7		2,000.00	027150	2.0
	4,000.00	013600	1.8		2,089.00	000100	11.1
	4,036.49	000100	3.7		2,100.00	013800	1.5
	4,100.00	000100	4.1		2,100.00	014100	17.0
	4,137.00	000100	5.0		2,150.00	000100	2.1
	4,302.00	016800	6.5		2,200.00	065680	11.1
	4,410.00	018000	12.6		2,250.00	013600	0.5
	4,484.00	000100	32.2		2,250.00	017400	1.4
	4,500.00	000100	9.2		2,300.00	000100	11.3
	4,687.76	000100	5.4		2,400.00	000100	4.2
	4,700.00	000100	16.4		2,500.00	000100	15.0
	4,720.00	000100	1.0		2,500.00	017400	1.0
	4,800.00	000100	0.8		2,500.00	025100	5.0
	4,800.00	025400	0.9		2,550.00	000100	5.5
	4,900.00	000100	2.6		2,745.00	000100	2.4
	5,000.00	000100	16.0		2,800.00	000100	4.7
	5,000.00	028000	11.4		2,800.00	021000	1.2
	5,070.00	000100	2.7		2,812.00	000100	0.5
	5,100.00	000100	1.6		2,812.16	000100	0.8
	5,536.00	027600	3.6		3,000.00	000100	18.3
	5,553.00	000100	6.5		3,000.00	013800	1.1
	5,855.00	000100	0.8		3,000.00	017800	3.0
	6,500.00	027800	3.0		3,200.00	000100	1.3
Wtd. Avg. Base & Total Tons	1,837.49		3,657.1		3,200.00	017600	8.5
					3,800.00	000100	0.5

**TABLE 8: BASE PRICE PAID TO GROWERS FOR GRAPES CRUSHED AND DELIVERED TO CALIFORNIA PROCESSORS FROM THE 2016 CROP WITH BRIX FACTORS AND PURCHASED TONNAGE, BY TYPE, VARIETY, REPORTING DISTRICT WHERE GROWN, AND WEIGHTED AVERAGE BASE PRICE**

District, Type, and Variety	Base Price	Brix	Tons	District, Type, and Variety	Base Price	Brix	Tons
	Per Ton	Factors			Per Ton	Factors	
	Dollars	Code a/			Dollars	Code a/	
<b>DISTRICT 8 (Cont'd)</b>					3,500.00	027150	0.9
Malbec (Cont'd)	3,800.00	021200	2.2		3,500.00	028100	3.8
	4,302.00	024300	36.5		3,605.00	000100	1.8
	5,100.00	000100	1.6		4,000.00	000100	7.2
	6,000.00	000100	1.2		4,000.00	021000	0.6
	6,372.00	000100	0.6		4,000.00	027150	2.4
Wtd. Avg. Base & Total Tons	1,533.01		1,788.1		4,137.00	000100	5.0
					4,302.00	024300	1.9
Mataro *	800.00	000100	12.9		4,400.00	025400	1.4
	800.00	063600	21.5		4,500.00	000100	0.8
	900.00	000100	9.5		4,700.00	000100	0.7
	1,000.00	000100	70.4		4,720.00	000100	0.7
	1,200.00	000100	22.3		4,750.00	018000	2.4
	1,250.00	013400	2.7		4,800.00	000100	0.2
	1,300.00	000100	22.2		5,000.00	000100	9.3
	1,350.00	000100	4.4		5,050.00	000100	2.9
	1,352.00	000100	18.1		5,100.00	000100	0.8
	1,400.00	000100	5.9		5,310.00	000100	36.9
	1,400.00	013600	1.0		5,553.00	000100	2.8
	1,400.00	024500	26.1		6,150.00	000100	1.7
	1,443.00	000100	0.7		6,470.00	027600	0.5
	1,476.00	000100	2.2	Wtd. Avg. Base & Total Tons	2,278.04		789.1
	1,500.00	000100	8.5				
	1,508.59	000100	21.5	Merlot	400.00	000100	55.8
	1,600.00	000100	16.6		450.00	000100	63.6
	1,600.00	017600	3.6		500.00	000100	258.7
	1,600.00	020800	5.4		600.00	000100	435.7
	1,700.00	000100	24.3		750.00	000100	361.2
	1,800.00	000100	32.7		800.00	000100	777.4
	1,800.00	014000	0.2		800.00	058780	2,581.9
	1,800.00	017400	0.5		800.00	062590	122.2
	1,872.00	021000	1.8		845.61	000100	165.0
	1,900.00	000100	9.8		850.00	000100	275.1
	2,000.00	000100	33.1		900.00	000100	364.6
	2,000.00	009100	19.3		900.00	017400	2.0
	2,000.00	011100	4.4		900.00	064440	46.5
	2,000.00	013600	1.0		950.00	000100	232.5
	2,100.00	000100	5.7		950.00	013600	1.6
	2,133.00	000100	6.2		950.00	062590	448.3
	2,200.00	000100	5.4		987.59	000100	32.9
	2,200.00	010700	2.1		989.00	000100	10.3
	2,250.00	000100	0.9		1,000.00	000100	382.2
	2,300.00	000100	10.6		1,000.00	021000	1.5
	2,320.70	000100	16.6		1,000.00	024300	96.9
	2,333.00	000100	7.7		1,000.00	024800	69.5
	2,400.00	000100	30.9		1,000.00	058780	987.1
	2,500.00	000100	6.9		1,050.00	024500	26.0
	2,500.00	024800	35.0		1,053.00	021000	4.7
	2,500.00	027150	0.6		1,053.29	000100	27.6
	2,507.00	000100	1.6		1,055.86	000100	97.3
	2,600.00	000100	17.5		1,060.00	000100	36.5
	2,650.00	000100	13.7		1,100.00	000100	375.0
	2,700.00	017200	5.1		1,100.00	064440	197.5
	2,750.00	024800	3.0		1,100.48	000100	53.8
	2,800.00	000100	9.5		1,150.00	000100	302.1
	2,800.00	011100	5.7		1,150.00	013600	3.0
	2,800.00	021500	2.5		1,151.53	000100	335.2
	2,800.00	025100	1.5		1,169.36	000100	38.3
	2,823.67	000100	32.6		1,199.84	023000	110.4
	2,945.00	017400	12.3		1,200.00	000100	481.8
	2,958.08	017600	2.2		1,200.00	014100	27.4
	3,000.00	000100	21.9		1,200.00	023000	346.9
	3,000.00	013600	0.5		1,200.00	024300	2.5
	3,000.00	014100	1.3		1,200.00	024800	44.0
	3,000.00	017200	5.3		1,200.00	025100	16.9
	3,000.00	024500	4.5		1,215.00	000100	94.9
	3,200.00	000100	1.6		1,250.00	000100	35.1
	3,200.00	028100	0.7		1,250.00	017400	11.9
	3,400.00	000100	4.1		1,250.00	027800	4.1
	3,400.00	024300	1.4		1,274.10	000100	42.9
	3,500.00	000100	13.6		1,290.00	000100	26.0
	3,500.00	017800	3.0		1,300.00	000100	166.8
	3,500.00	024800	8.1		1,300.00	023000	87.8

**TABLE 8: BASE PRICE PAID TO GROWERS FOR GRAPES CRUSHED AND DELIVERED TO CALIFORNIA PROCESSORS FROM THE 2016 CROP WITH BRIX FACTORS AND PURCHASED TONNAGE, BY TYPE, VARIETY, REPORTING DISTRICT WHERE GROWN, AND WEIGHTED AVERAGE BASE PRICE**

District, Type, and Variety	Base Price	Brix	Tons	District, Type, and Variety	Base Price	Brix	Tons
	Per Ton	Factors			Per Ton	Factors	
	Dollars	Code a/			Dollars	Code a/	
<b>DISTRICT 8 (Cont'd)</b>				Wtd. Avg. Base & Total Tons	3,800.00		1.1
Merlot (Cont'd)	1,320.00	000100	2.8	Montepulciano	2,700.00	000100	2.4
	1,343.45	000100	43.4		2,800.00	000100	1.8
	1,350.00	000100	678.4		3,000.00	017200	0.8
	1,350.00	003100	59.9	Wtd. Avg. Base & Total Tons	2,784.00		5.0
	1,366.67	000100	124.2	Nebbiolo	1,120.00	063600	100.4
	1,400.00	000100	656.9		1,200.00	020800	1.4
	1,400.00	014100	15.0		1,400.00	000100	12.7
	1,400.00	017600	11.8		1,492.98	014100	3.4
	1,400.00	025100	45.2		1,500.00	014100	6.2
	1,450.00	000100	6.0		1,600.00	000100	29.0
	1,450.00	014100	10.6		1,600.00	024500	1.0
	1,450.00	025100	51.2		1,872.00	021000	2.2
	1,460.40	000100	42.0		2,500.00	000100	1.7
	1,500.00	000100	136.2		2,500.00	011100	2.1
	1,500.00	013800	9.8		2,600.00	000100	1.5
	1,505.57	000100	249.8		2,600.00	013800	4.0
	1,506.93	000100	13.7		2,600.00	017600	1.0
	1,550.00	021200	2.0		2,850.00	000100	1.1
	1,550.00	024500	6.1		3,000.00	013600	3.2
	1,600.00	000100	82.4		3,500.00	000100	3.6
	1,600.00	017800	2.0		4,057.80	000100	4.0
	1,600.00	024300	74.1	Wtd. Avg. Base & Total Tons	1,492.26		178.5
	1,600.00	024500	14.4	Negroamaro	1,120.00	063600	53.2
	1,610.96	017400	326.3		2,000.00	013600	0.4
	1,615.00	000100	4.7	Wtd. Avg. Base & Total Tons	1,126.57		53.6
	1,686.60	000100	4.9	Nero D'Avola *	2,400.00	013600	0.6
	1,700.00	000100	42.3	Wtd. Avg. Base & Total Tons	2,400.00		0.6
	1,750.00	000100	3.6	Petit Verdot	500.00	024500	6.3
	1,800.00	000100	166.3		800.00	000100	24.3
	1,800.00	013800	0.5		800.00	066540	71.9
	1,900.00	000100	4.9		1,000.00	000100	2.2
	1,900.00	021000	1.1		1,000.00	066540	147.3
	1,901.00	000100	6.8		1,050.00	000100	20.2
	1,924.00	030400	4.0		1,120.00	066540	46.3
	1,944.81	000100	10.7		1,200.00	000100	53.5
	1,950.00	024300	27.5		1,240.89	000100	21.6
	2,000.00	000100	25.0		1,250.00	000100	49.3
	2,000.00	014100	15.0		1,250.00	017400	2.8
	2,000.00	021200	2.8		1,250.00	021000	74.7
	2,065.65	014100	9.1		1,300.00	000100	56.2
	2,100.00	014100	17.2		1,300.00	066540	45.2
	2,125.00	027150	2.5		1,400.00	023000	61.9
	2,195.00	000100	1.3		1,400.00	024800	3.0
	2,200.00	000100	7.3		1,409.71	000100	2.7
	2,200.00	011300	1.0		1,450.00	000100	15.4
	2,200.00	014100	8.0		1,500.00	000100	22.5
	2,200.00	069910	10.0		1,501.00	000100	2.5
	2,250.00	000100	16.8		1,501.59	000100	96.0
	2,300.00	000100	1.7		1,550.00	000100	249.4
	2,300.00	017400	3.2		1,572.50	000100	22.0
	2,350.00	027150	3.0		1,591.56	000100	22.9
	2,357.00	024300	2.6		1,600.00	000100	326.1
	2,400.00	000100	23.5		1,600.00	017400	2.0
	2,500.00	000100	0.6		1,631.00	021000	1.3
	2,550.00	000100	15.8		1,650.00	000100	5.8
	2,600.00	000100	2.0		1,675.00	000100	84.2
	2,615.35	000100	6.4		1,700.00	000100	0.5
	2,625.00	017200	1.4		1,733.54	000100	13.7
	2,900.00	024500	1.9		1,750.00	024300	21.8
	3,000.00	000100	0.8		1,800.00	000100	81.9
	3,000.00	024500	0.7		1,800.00	014100	9.2
	3,100.00	024300	2.4		1,800.00	024800	0.6
	3,250.00	017800	3.3		1,850.00	000100	97.4
	3,500.00	024300	35.1		1,854.00	000100	14.2
	4,302.00	024300	161.1		1,854.30	000100	12.0
	5,000.00	000100	1.0		1,913.04	000100	14.9
Wtd. Avg. Base & Total Tons	1,104.12		14,092.9		1,944.81	000100	9.2
Mission	700.00	000100	0.7				
Wtd. Avg. Base & Total Tons	700.00		0.7				
Monastrell	3,800.00	000100	1.1				

**TABLE 8: BASE PRICE PAID TO GROWERS FOR GRAPES CRUSHED AND DELIVERED TO CALIFORNIA PROCESSORS FROM THE 2016 CROP WITH BRIX FACTORS AND PURCHASED TONNAGE, BY TYPE, VARIETY, REPORTING DISTRICT WHERE GROWN, AND WEIGHTED AVERAGE BASE PRICE**

District, Type, and Variety	Base Price	Brix	Tons	District, Type, and Variety	Base Price	Brix	Tons
	Per Ton	Factors			Per Ton	Factors	
	Dollars	Code a/			Dollars	Code a/	
<b>DISTRICT 8 (Cont'd)</b>					1,387.50	000100	83.1
Petit Verdot (Cont'd)	2,000.00	000100	4.0		1,392.73	000100	20.2
	2,018.00	024300	10.1		1,400.00	000100	252.0
	2,027.00	014100	8.3		1,400.00	017400	7.6
	2,100.00	014100	21.1		1,400.00	024500	35.2
	2,200.00	000100	4.3		1,400.00	024800	3.0
	2,200.00	013600	0.9		1,400.00	027800	2.5
	2,200.00	024500	1.6		1,400.00	064440	47.6
	2,200.00	069910	10.1		1,433.12	000100	72.6
	2,250.00	000100	203.9		1,450.00	000100	54.6
	2,250.00	013600	2.2		1,450.00	064440	44.6
	2,250.00	017400	1.1		1,480.38	000100	31.4
	2,300.00	000100	1.2		1,490.00	000100	3.7
	2,400.00	000100	19.5		1,492.21	000100	49.5
	2,500.00	000100	36.5		1,500.00	000100	131.5
	2,500.00	014100	21.7		1,500.00	021500	0.7
	2,500.00	017400	1.5		1,500.00	024300	49.3
	2,500.00	017900	3.3		1,500.00	026800	5.6
	2,500.00	028100	3.1		1,500.00	027800	5.9
	2,600.00	000100	4.3		1,500.00	063600	27.8
	2,600.00	011400	1.3		1,518.47	023100	117.5
	2,700.00	000100	3.0		1,584.23	000100	19.5
	2,750.00	000100	8.4		1,591.69	000100	20.4
	2,800.00	013800	0.9		1,600.00	000100	178.7
	2,800.00	021000	4.1		1,600.00	014100	27.1
	2,900.00	017600	4.0		1,600.00	017400	14.5
	2,908.82	000100	10.2		1,600.00	017600	2.6
	3,000.00	000100	16.0		1,600.00	025100	24.9
	3,000.00	027800	2.2		1,650.00	000100	25.9
	3,050.00	000100	1.6		1,700.00	000100	87.9
	3,086.42	000100	2.4		1,700.00	014100	11.8
	3,100.00	021500	2.4		1,725.00	000100	5.3
	3,500.00	000100	8.1		1,750.00	000100	98.0
	4,302.00	024300	19.5		1,750.00	024300	25.1
	4,345.00	000100	0.9		1,750.00	024500	1.5
	4,500.00	000100	5.1		1,782.00	000100	3.0
	5,000.00	000100	3.0		1,782.00	014100	49.4
	5,100.00	000100	2.4		1,800.00	000100	81.2
	5,871.00	000100	1.0		1,800.00	003150	11.8
Wtd. Avg. Base & Total Tons	1,663.45		2,270.1		1,800.00	014100	14.3
					1,800.00	021000	17.4
Petite Sirah	500.00	000100	7.8		1,800.00	024300	12.5
	500.73	000100	20.6		1,800.00	024500	2.1
	700.00	017200	1.0		1,800.00	027800	4.0
	720.00	063600	222.2		1,815.00	000100	0.9
	800.00	000100	3.5		1,827.00	024300	20.0
	800.00	063600	136.1		1,850.00	000100	145.6
	950.00	000100	5.0		1,850.00	004255	1.5
	1,000.00	000100	116.9		1,859.08	014100	12.1
	1,100.00	063600	895.4		1,875.00	000100	353.3
	1,150.00	000100	54.7		1,900.00	020800	1.5
	1,150.00	063600	476.4		1,950.00	000100	32.6
	1,200.00	000100	796.5		1,985.00	000100	26.8
	1,200.00	003100	215.0		2,000.00	000100	150.2
	1,200.00	024500	90.4		2,000.00	017400	0.4
	1,200.00	024800	6.0		2,000.00	025100	7.0
	1,239.57	023000	48.8		2,035.78	000100	26.5
	1,243.51	000100	36.2		2,050.00	017600	3.7
	1,250.00	000100	6.5		2,100.00	000100	18.1
	1,250.00	017400	6.6		2,100.00	014100	46.1
	1,250.00	023000	72.1		2,150.00	000100	22.1
	1,295.00	024800	3.0		2,200.00	000100	7.5
	1,298.00	000100	4.7		2,249.00	000100	1.1
	1,300.00	000100	339.5		2,250.00	013600	1.9
	1,300.00	014100	16.3		2,250.00	021800	2.1
	1,308.24	000100	1.9		2,268.92	000100	3.9
	1,325.00	000100	408.3		2,300.00	000100	12.3
	1,350.00	000100	27.2		2,300.00	017400	1.0
	1,350.00	003100	57.8		2,400.00	000100	4.7
	1,350.00	024800	24.0		2,400.00	069945	5.8
	1,381.94	000100	51.2		2,450.00	000100	148.2
	1,384.00	021000	8.8		2,490.00	000100	7.3
	1,384.23	000100	17.6		2,490.00	017400	1.8

**TABLE 8: BASE PRICE PAID TO GROWERS FOR GRAPES CRUSHED AND DELIVERED TO CALIFORNIA PROCESSORS FROM THE 2016 CROP WITH BRIX FACTORS AND PURCHASED TONNAGE, BY TYPE, VARIETY, REPORTING DISTRICT WHERE GROWN, AND WEIGHTED AVERAGE BASE PRICE**

District, Type, and Variety	Base Price	Brix	Tons	District, Type, and Variety	Base Price	Brix	Tons
	Per Ton	Factors			Per Ton	Factors	
	Dollars	Code a/			Dollars	Code a/	
<b>DISTRICT 8 (Cont'd)</b>					2,500.00	017200	3.8
Petite Sirah (Cont'd)	2,490.00	017600	3.9		2,500.00	017600	5.5
	2,490.00	027600	2.2		2,500.00	024500	2.0
	2,500.00	000100	25.4		2,500.00	024800	17.0
	2,500.00	017600	2.0		2,600.00	000100	211.2
	2,500.00	021500	2.7		2,600.00	017200	2.8
	2,500.00	025100	5.0		2,625.00	000100	670.3
	2,600.00	000100	19.6		2,650.00	000100	401.8
	2,678.57	000100	2.8		2,664.80	000100	17.9
	2,700.00	014100	2.0		2,665.00	000100	14.7
	2,700.00	025100	3.0		2,700.00	000100	339.7
	2,750.00	025100	3.0		2,700.00	024500	3.0
	2,800.00	000100	7.8		2,750.00	000100	40.0
	2,800.00	013800	1.1		2,750.00	013100	1.4
	2,800.00	024500	1.4		2,800.00	000100	259.9
	2,879.58	017600	8.2		2,800.00	021000	8.4
	3,000.00	000100	2.0		2,811.82	000100	513.0
	3,000.00	014500	2.7		2,843.06	000100	24.2
	3,000.00	021800	1.9		2,850.00	013600	60.4
	3,000.00	024800	1.1		2,850.00	022900	12.7
	3,100.00	000100	7.2		2,850.00	025100	6.3
	3,100.00	024500	1.2		2,850.00	065675	56.8
	3,150.00	000100	4.8		2,853.10	017200	3.9
	3,333.33	000100	3.0		2,886.60	000100	311.6
	3,400.00	000100	5.5		2,896.78	000100	441.1
	3,500.00	000100	21.4		2,900.00	000100	156.6
	3,750.00	000100	5.4		2,900.00	020800	3.0
	3,864.00	000100	1.9		2,900.00	025100	208.6
	4,044.00	000100	6.0		2,900.00	070585	248.2
	4,302.00	024300	107.8		2,940.00	020600	4.3
	4,484.00	000100	7.6		2,954.62	020800	240.8
	4,500.00	000100	8.7		2,954.98	000100	713.3
	4,515.00	000100	7.2		2,975.00	000100	2.0
	5,553.00	000100	1.0		2,975.00	021000	9.0
	5,882.35	000100	1.7		2,984.78	000100	15.0
	6,000.00	000100	1.4		2,993.02	000100	368.2
Wtd. Avg. Base & Total Tons	1,473.19		7,318.4		3,000.00	000100	442.1
					3,000.00	013800	3.0
Pinot Noir	500.00	019000	0.4		3,000.00	017200	2.0
	900.00	059590	117.2		3,000.00	017600	0.8
	1,100.00	000100	2.5		3,000.00	017800	3.1
	1,300.00	059590	511.2		3,000.00	020800	142.4
	1,400.00	059590	493.1		3,000.00	046000	3.1
	1,500.00	000100	16.4		3,000.00	064440	63.5
	1,600.00	000100	193.3		3,050.00	000100	41.7
	1,700.00	000100	25.9		3,059.05	000100	20.7
	1,741.28	000100	28.0		3,064.07	000100	10.8
	1,750.00	024300	1.0		3,074.00	013600	85.7
	1,750.73	000100	57.0		3,088.00	020800	6.8
	1,800.00	000100	33.8		3,100.00	000100	16.0
	1,800.00	021000	44.4		3,106.00	000100	3.8
	1,800.00	025100	46.7		3,127.22	000100	7.9
	1,901.79	000100	264.1		3,143.00	021800	19.8
	2,000.00	000100	435.5		3,160.80	000100	10.1
	2,000.77	000100	45.6		3,200.00	000100	433.4
	2,068.00	020800	5.8		3,200.00	020800	20.6
	2,100.00	025100	44.3		3,200.00	023000	56.4
	2,174.19	000100	535.8		3,235.86	000100	1.1
	2,200.00	000100	295.0		3,250.00	000100	30.6
	2,200.00	017800	2.2		3,250.00	017400	6.2
	2,200.00	027500	1.9		3,279.00	000100	380.8
	2,200.00	059590	94.4		3,298.00	027120	4.4
	2,218.79	000100	38.9		3,300.00	000100	45.0
	2,250.00	000100	65.0		3,300.00	024500	6.5
	2,298.00	000100	1.7		3,303.93	000100	25.2
	2,300.00	000100	109.7		3,326.00	000100	9.4
	2,300.00	013600	17.5		3,342.39	000100	5.1
	2,350.00	000100	10.4		3,375.00	000100	84.1
	2,400.00	000100	215.8		3,385.06	000100	259.3
	2,400.00	064440	59.3		3,400.00	000100	244.6
	2,401.70	013600	16.4		3,400.00	020800	55.7
	2,466.00	000100	1.6		3,420.00	000100	17.3
	2,500.00	000100	191.4		3,450.00	000100	17.4

**TABLE 8: BASE PRICE PAID TO GROWERS FOR GRAPES CRUSHED AND DELIVERED TO CALIFORNIA PROCESSORS FROM THE 2016 CROP WITH BRIX FACTORS AND PURCHASED TONNAGE, BY TYPE, VARIETY, REPORTING DISTRICT WHERE GROWN, AND WEIGHTED AVERAGE BASE PRICE**

District, Type, and Variety	Base Price	Brix	Tons	District, Type, and Variety	Base Price	Brix	Tons
	Per Ton	Factors			Per Ton	Factors	
	Dollars	Code a/			Dollars	Code a/	
<b>DISTRICT 8 (Cont'd)</b>					4,500.00	021800	6.1
Pinot Noir (Cont'd)	3,500.00	000100	369.2		4,500.00	022900	2.0
	3,500.00	013600	12.8		4,500.00	024300	29.0
	3,500.00	017200	9.0		4,500.00	024500	62.7
	3,500.00	017400	6.6		4,500.00	025100	135.3
	3,500.00	020800	9.8		4,533.15	014000	1.6
	3,500.00	025400	3.0		4,549.00	017000	9.0
	3,504.87	000100	31.3		4,560.00	000100	7.9
	3,515.00	000100	41.7		4,568.75	017400	108.3
	3,544.53	000100	30.9		4,576.34	000100	1.8
	3,572.72	021800	2.6		4,600.00	000100	22.6
	3,593.00	000100	4.2		4,635.00	000100	7.2
	3,600.00	000100	74.0		4,647.42	060420	0.6
	3,600.00	013600	15.5		4,647.72	060420	4.1
	3,600.00	013800	127.1		4,650.00	000100	11.5
	3,600.00	025100	70.4		4,663.00	000100	5.0
	3,658.00	013600	32.0		4,685.50	000100	38.3
	3,668.58	000100	2.0		4,700.00	014000	3.2
	3,725.00	020800	14.4		4,700.00	021800	2.6
	3,726.46	000100	7.2		4,707.62	000100	6.6
	3,735.58	000100	1.5		4,743.15	000100	4.8
	3,741.44	000100	13.8		4,750.00	000100	94.7
	3,750.00	000100	36.0		4,750.00	017200	1.6
	3,760.00	000100	75.1		4,761.98	000100	9.1
	3,765.17	000100	97.0		4,765.00	000100	23.0
	3,769.28	020800	57.1		4,799.31	000100	3.5
	3,779.53	000100	3.8		4,800.00	000100	18.9
	3,809.85	000100	2.3		4,822.51	000100	11.6
	3,825.52	000100	20.1		4,842.62	000100	4.1
	3,850.00	024800	4.3		4,860.00	027120	1.4
	3,900.00	000100	2.0		4,905.92	060485	6.8
	3,900.00	025100	44.3		4,950.00	000100	12.7
	3,902.00	025100	106.1		4,985.00	017800	13.3
	3,922.54	017200	2.0		5,000.00	000100	89.0
	3,934.00	000100	3.5		5,000.00	004200	6.8
	3,986.91	000100	3.4		5,000.00	013600	6.9
	4,000.00	000100	354.8		5,000.00	017200	2.0
	4,000.00	013600	2.1		5,000.00	021800	2.7
	4,000.00	013800	1.2		5,000.00	027120	0.5
	4,000.00	017000	20.1		5,021.00	000100	6.7
	4,000.00	017200	69.7		5,047.62	000100	1.3
	4,000.00	017400	10.4		5,049.00	000100	1.5
	4,000.00	017900	3.0		5,075.00	000100	2.5
	4,000.00	021000	2.1		5,200.00	000100	13.2
	4,000.00	021800	1.3		5,200.00	025100	10.4
	4,068.00	000100	2.5		5,229.00	021800	8.6
	4,100.00	000100	4.0		5,275.78	000100	128.1
	4,114.10	000100	36.3		5,279.84	000100	4.6
	4,138.24	000100	14.0		5,300.00	000100	10.3
	4,200.00	000100	24.1		5,300.00	014000	1.6
	4,200.00	013600	9.5		5,300.00	017400	1.6
	4,200.00	028100	3.9		5,382.70	000100	103.8
	4,250.00	000100	92.6		5,500.00	000100	60.1
	4,316.88	000100	11.4		5,500.00	013600	1.6
	4,345.00	017000	9.3		5,500.00	017200	1.6
	4,350.00	000100	54.4		5,500.00	021800	13.7
	4,350.29	000100	3.5		5,509.41	000100	16.5
	4,371.30	000100	6.4		5,750.00	000100	17.2
	4,389.51	060420	12.8		5,894.74	000100	1.1
	4,393.78	024500	3.7		5,963.00	000100	2.8
	4,400.00	000100	47.7		6,000.00	000100	40.2
	4,416.47	000100	16.5		6,500.00	000100	10.4
	4,417.00	021800	15.1		6,500.00	024800	19.0
	4,469.66	000100	36.6		6,750.00	000100	24.6
	4,489.52	000100	40.1		6,875.00	000100	1.0
	4,497.37	014000	1.7		10,000.00	000100	0.9
	4,500.00	000100	351.3	Wtd. Avg. Base & Total Tons	3,008.16		15,925.8
	4,500.00	014000	12.2				
	4,500.00	017200	1.8	Primitivo	500.00	024800	1.6
	4,500.00	017400	15.5		1,100.00	066540	71.4
	4,500.00	020800	1.4		1,100.00	067550	221.5
	4,500.00	021200	4.2		1,200.00	020800	1.5
	4,500.00	021500	0.9		1,342.67	014100	40.3

**TABLE 8: BASE PRICE PAID TO GROWERS FOR GRAPES CRUSHED AND DELIVERED TO CALIFORNIA PROCESSORS FROM THE 2016 CROP WITH BRIX FACTORS AND PURCHASED TONNAGE, BY TYPE, VARIETY, REPORTING DISTRICT WHERE GROWN, AND WEIGHTED AVERAGE BASE PRICE**

District, Type, and Variety	Base Price	Brix	Tons	District, Type, and Variety	Base Price	Brix	Tons
	Per Ton	Factors			Per Ton	Factors	
	Dollars	Code a/			Dollars	Code a/	
<b>DISTRICT 8 (Cont'd)</b>					6,467.48	000100	2.8
Primitivo (Cont'd)	1,350.00	025300	0.8	Wtd. Avg. Base & Total Tons	1,806.94		451.5
	1,892.00	027800	3.5				
	2,000.00	000100	17.5	Souzao	1,500.00	000100	0.8
	2,000.00	014100	45.7		2,498.92	014100	9.0
	2,000.00	014500	3.6		2,549.08	000100	0.1
	2,000.00	028750	2.8		3,000.00	014100	1.7
	2,500.00	014100	19.9		5,000.00	000100	1.2
	2,600.00	014100	11.4	Wtd. Avg. Base & Total Tons	2,737.91		12.8
	2,800.00	000100	1.3				
	5,100.00	000100	0.8	Syrah *	500.00	024500	0.5
Wtd. Avg. Base & Total Tons	1,381.68		443.6		600.00	000100	117.7
					775.00	000100	94.7
Refosco *	959.86	000100	38.9		800.00	000100	323.9
	2,000.00	000100	2.0		800.00	059590	2,256.4
Wtd. Avg. Base & Total Tons	1,010.72		40.9		850.00	000100	328.4
					882.00	000100	91.5
Salvador	2,800.00	013600	1.6		900.00	000100	95.1
Wtd. Avg. Base & Total Tons	2,800.00		1.6		950.00	000100	171.9
					1,000.00	000100	341.4
Sangiovese *	500.00	013600	1.1		1,000.00	024500	45.9
	625.00	000100	52.5		1,000.00	059590	152.9
	1,000.00	000100	1.1		1,100.00	000100	565.2
	1,100.00	000100	5.8		1,179.82	000100	53.2
	1,200.00	000100	15.0		1,184.95	000100	240.8
	1,300.00	000100	25.2		1,200.00	000100	1,069.8
	1,400.00	000100	3.8		1,200.00	021200	149.8
	1,400.00	013600	1.1		1,200.00	024300	84.4
	1,400.00	017400	7.4		1,200.00	025100	47.4
	1,450.00	000100	2.1		1,200.00	064440	5.2
	1,500.00	000100	28.2		1,250.00	000100	204.3
	1,600.00	000100	4.7		1,250.00	002600	106.2
	1,650.00	016800	2.5		1,250.00	017400	5.9
	1,800.00	000100	20.2		1,250.00	018000	1.0
	1,850.00	013800	1.6		1,285.83	000100	39.7
	1,861.00	022900	2.4		1,292.67	000100	70.4
	1,872.00	021000	9.5		1,300.00	000100	265.9
	1,884.00	000100	7.4		1,300.00	014100	7.4
	1,884.41	000100	52.9		1,300.00	017600	14.1
	1,897.80	000100	29.5		1,300.87	000100	78.5
	1,900.00	000100	1.6		1,300.87	023000	103.2
	1,900.00	013800	2.2		1,305.23	000100	39.7
	1,910.51	000100	8.3		1,346.53	000100	185.3
	1,946.65	000100	26.5		1,350.00	000100	34.0
	1,950.00	000100	3.1		1,352.00	000100	21.1
	1,950.00	022700	7.2		1,352.76	000100	120.0
	2,000.00	000100	4.0		1,365.91	000100	102.1
	2,000.00	014100	9.6		1,400.00	000100	534.3
	2,021.00	014100	11.6		1,400.00	020800	1.4
	2,100.00	017900	1.7		1,400.00	024500	11.2
	2,150.00	000100	4.1		1,410.02	000100	35.0
	2,200.00	000100	11.3		1,410.97	000100	120.6
	2,200.00	013400	3.0		1,425.00	000100	20.0
	2,200.00	017600	1.8		1,425.85	000100	56.7
	2,200.00	017800	0.5		1,450.00	000100	1.4
	2,200.00	021500	3.0		1,453.97	000100	41.4
	2,250.00	000100	8.5		1,466.90	000100	16.8
	2,250.00	024500	3.0		1,500.00	000100	212.9
	2,388.05	000100	4.0		1,500.00	017800	1.5
	2,400.00	000100	2.4		1,500.00	021500	10.2
	2,500.00	000100	19.0		1,500.00	024500	1.8
	2,500.00	013600	2.1		1,500.00	064440	18.1
	2,500.00	017200	3.0		1,512.94	000100	87.7
	2,500.00	021000	0.5		1,517.68	000100	42.4
	2,566.00	000100	1.7		1,550.00	000100	6.9
	2,700.00	000100	1.7		1,550.00	060485	59.6
	2,700.00	021500	3.0		1,600.00	000100	95.1
	2,763.00	000100	3.8		1,600.00	022800	0.7
	2,800.00	000100	3.8		1,600.00	024500	50.5
	2,812.17	000100	4.6		1,650.00	000100	54.4
	3,199.50	000100	5.1		1,650.00	011100	4.1
	3,200.00	000100	6.0		1,650.00	022900	4.1
	3,500.00	000100	3.0		1,700.00	000100	23.8



**TABLE 8: BASE PRICE PAID TO GROWERS FOR GRAPES CRUSHED AND DELIVERED TO CALIFORNIA PROCESSORS FROM THE 2016 CROP WITH BRIX FACTORS AND PURCHASED TONNAGE, BY TYPE, VARIETY, REPORTING DISTRICT WHERE GROWN, AND WEIGHTED AVERAGE BASE PRICE**

District, Type, and Variety	Base Price	Brix	Tons	District, Type, and Variety	Base Price	Brix	Tons
	Per Ton	Factors			Per Ton	Factors	
	Dollars	Code a/			Dollars	Code a/	
<b>DISTRICT 8 (Cont'd)</b>					2,650.00	024800	1.6
Syrah * (Cont'd)	1,700.00	024300	15.6		2,700.00	000100	17.5
	1,725.00	013600	0.9		2,700.00	013600	1.0
	1,743.40	017400	30.9		2,700.00	024800	3.6
	1,750.00	000100	13.6		2,718.00	000100	18.8
	1,750.00	011100	31.7		2,724.80	000100	16.2
	1,750.00	024500	1.2		2,750.00	000100	8.8
	1,800.00	000100	165.3		2,750.00	021500	4.1
	1,800.00	004210	4.4		2,758.00	017400	30.1
	1,800.00	017800	2.1		2,800.00	000100	46.8
	1,800.00	025100	2.0		2,800.00	014500	4.8
	1,880.00	013600	16.6		2,800.00	017800	3.7
	1,900.00	000100	58.9		2,800.00	028100	6.8
	1,900.00	013800	2.1		2,827.00	000100	3.3
	1,915.00	000100	22.1		2,850.00	000100	18.5
	1,915.00	066330	13.2		2,850.00	021000	6.2
	1,985.75	000100	3.0		2,900.00	000100	14.7
	2,000.00	000100	226.6		2,900.00	021500	7.1
	2,000.00	004210	2.0		2,912.00	017600	0.6
	2,000.00	011400	12.3		2,962.00	000100	4.0
	2,000.00	013600	2.1		3,000.00	000100	79.9
	2,000.00	013800	0.8		3,000.00	003150	3.7
	2,000.00	017400	1.5		3,000.00	014100	12.6
	2,000.00	017600	3.0		3,000.00	017400	1.1
	2,050.00	000100	2.4		3,000.00	021000	4.0
	2,060.00	000100	4.3		3,000.00	024500	24.2
	2,078.99	000100	39.7		3,000.00	024800	1.5
	2,100.00	000100	28.2		3,000.00	070543	12.5
	2,100.00	013800	1.6		3,000.01	014100	3.7
	2,100.00	014100	29.5		3,050.00	014100	15.0
	2,100.00	021500	3.9		3,100.00	000100	12.6
	2,100.00	024800	4.4		3,100.00	017600	9.5
	2,135.33	000100	9.3		3,109.00	000100	1.6
	2,143.00	000100	8.2		3,147.22	000100	13.5
	2,150.00	000100	8.3		3,150.00	024500	4.7
	2,200.00	000100	146.5		3,187.00	000100	9.3
	2,200.00	014100	8.3		3,200.00	000100	29.3
	2,200.00	018000	1.1		3,200.00	013800	44.3
	2,200.00	021000	1.0		3,208.43	000100	33.3
	2,200.00	024300	14.7		3,218.14	000100	2.9
	2,200.00	025100	22.6		3,250.00	000100	11.7
	2,205.00	000100	4.3		3,250.00	013600	8.0
	2,215.00	000100	26.8		3,375.00	024800	35.0
	2,226.00	024300	35.9		3,380.00	000100	3.6
	2,247.72	000100	0.5		3,400.00	000100	9.4
	2,250.00	000100	21.9		3,400.00	025100	2.0
	2,250.00	021800	5.3		3,400.00	027150	4.0
	2,250.00	025100	8.0		3,480.00	000100	4.9
	2,254.55	000100	3.8		3,500.00	000100	63.7
	2,300.00	024500	2.0		3,500.00	004200	1.4
	2,400.00	000100	75.6		3,500.00	017800	13.0
	2,400.00	014100	12.9		3,500.00	024300	4.8
	2,400.00	024800	2.0		3,500.00	024800	0.4
	2,400.00	027600	3.1		3,525.64	000100	3.9
	2,427.00	000100	1.2		3,600.00	000100	8.4
	2,432.00	000100	18.5		3,607.00	000100	15.8
	2,450.00	000100	11.2		3,650.00	000100	9.6
	2,463.00	000100	11.4		3,655.06	000100	3.9
	2,500.00	000100	65.0		3,695.67	000100	19.2
	2,500.00	013600	0.6		3,750.00	000100	32.9
	2,500.00	014100	15.6		3,770.33	027150	3.6
	2,500.00	017000	2.0		3,772.36	000100	5.5
	2,500.00	025100	2.9		3,800.00	000100	16.5
	2,500.00	090001	40.8		3,850.00	000100	20.8
	2,527.59	000100	7.3		3,900.00	017900	3.9
	2,533.00	000100	6.8		3,921.70	000100	0.5
	2,550.00	000100	19.5		3,922.75	000100	7.8
	2,550.00	021200	1.6		3,930.00	000100	6.5
	2,600.00	000100	34.0		3,956.01	000100	3.6
	2,600.00	018000	1.0		3,979.35	000100	3.1
	2,634.80	000100	23.4		4,000.00	000100	65.7
	2,640.00	021200	3.5		4,000.00	013600	2.1
	2,650.00	000100	26.9		4,000.00	020800	0.9

**TABLE 8: BASE PRICE PAID TO GROWERS FOR GRAPES CRUSHED AND DELIVERED TO CALIFORNIA PROCESSORS FROM THE 2016 CROP WITH BRIX FACTORS AND PURCHASED TONNAGE, BY TYPE, VARIETY, REPORTING DISTRICT WHERE GROWN, AND WEIGHTED AVERAGE BASE PRICE**

District, Type, and Variety	Base Price	Brix	Tons	District, Type, and Variety	Base Price	Brix	Tons
	Per Ton	Factors			Per Ton	Factors	
	Dollars	Code a/			Dollars	Code a/	
<b>DISTRICT 8 (Cont'd)</b>					1,100.00	017600	3.3
Syrah * (Cont'd)	4,000.00	021000	1.0		1,120.00	059700	155.2
	4,100.00	000100	4.9		1,200.00	000100	3.8
	4,101.80	000100	8.3		1,200.00	024800	48.0
	4,126.00	000100	4.9		1,288.15	000100	33.4
	4,200.00	000100	9.8		1,300.00	000100	121.2
	4,250.00	000100	3.2		1,400.00	021000	35.1
	4,302.00	024300	34.3		1,400.00	024800	1.3
	4,344.00	000100	7.1		1,500.00	000100	43.5
	4,349.83	000100	1.9		1,550.00	000100	2.2
	4,354.17	000100	1.8		1,600.00	000100	3.3
	4,400.00	000100	12.1		1,600.00	024500	64.7
	4,400.00	025400	6.1		1,700.00	021000	3.4
	4,500.00	000100	37.5		1,795.16	014100	12.8
	4,500.00	018000	14.6		1,800.00	000100	22.5
	4,600.00	000100	9.5		1,800.00	017400	1.0
	4,630.00	000100	2.3		1,800.00	017600	1.2
	4,651.00	000100	4.1		1,800.00	023400	3.4
	4,679.00	000100	4.1		1,800.00	024800	4.3
	4,720.00	000100	63.1		1,827.00	024300	50.1
	4,800.00	000100	17.6		1,872.00	021000	4.9
	4,850.00	000100	2.7		1,900.00	000100	2.0
	4,860.47	000100	4.3		2,000.00	000100	10.3
	4,877.00	000100	2.4		2,300.00	011300	0.4
	4,917.00	000100	5.7		2,300.00	018000	1.8
	5,000.00	000100	26.6		2,400.00	000100	3.1
	5,025.00	000100	1.4		2,430.00	000100	15.4
	5,100.00	000100	4.8		2,499.00	000100	3.1
	5,168.57	000100	2.8		2,500.00	000100	9.4
	5,169.90	000100	6.8		2,600.00	000100	3.9
	5,230.69	025100	0.9		2,750.00	017800	4.2
	5,500.00	000100	11.8		2,800.00	000100	1.1
	5,500.00	025100	19.9		3,000.00	000100	11.6
	6,000.00	000100	7.1		3,000.00	013600	2.6
	6,000.00	028300	0.9		3,200.00	000100	5.5
	6,150.00	000100	4.3		3,400.00	000100	2.9
	6,500.00	027800	6.2		3,408.00	000100	6.9
	9,390.00	000100	1.0		3,500.00	000100	0.6
Wtd. Avg. Base & Total Tons	1,503.14		11,900.0		3,808.00	000100	2.6
					4,044.00	000100	3.9
Tannat	1,100.00	063600	54.0		4,130.00	000100	11.3
	1,250.00	017400	4.5		4,500.00	028100	0.9
	1,300.00	000100	10.4	Wtd. Avg. Base & Total Tons	1,363.98		1,034.2
	1,400.00	000100	9.7				
	1,400.00	014100	29.9	Teroldego	1,120.00	063600	48.6
	1,500.00	000100	1.4		1,200.00	020800	1.4
	1,600.00	000100	1.7	Wtd. Avg. Base & Total Tons	1,122.24		50.0
	1,600.00	017100	0.4				
	1,800.00	024800	7.0	Tinta Cao	1,500.00	000100	0.5
	1,850.00	000100	14.8		1,800.00	000100	2.8
	2,000.00	024500	7.4		2,498.92	014100	13.6
	2,382.83	000100	10.3		2,602.71	000100	0.5
	2,400.00	000100	6.1		3,000.00	014100	1.7
	2,500.00	000100	2.0		4,100.00	000100	3.8
	2,600.00	000100	1.8	Wtd. Avg. Base & Total Tons	2,696.80		22.9
	2,600.00	017800	3.7				
	2,800.00	000100	3.7	Tinta Madeira	1,250.88	000100	1.6
	2,800.00	017400	1.6	Wtd. Avg. Base & Total Tons	1,250.88		1.6
	3,000.00	000100	10.1				
	3,000.00	014100	1.9	Touriga Nacional *	1,500.00	000100	0.9
	3,160.00	000100	1.6		1,650.00	013600	1.7
	3,500.00	000100	3.7		1,700.00	000100	1.0
	5,832.00	000100	2.9		1,850.00	021000	1.5
Wtd. Avg. Base & Total Tons	1,775.80		190.6		1,900.00	000100	13.9
					2,088.30	000100	1.3
Tempranillo *	600.00	000100	46.5		2,250.00	013600	0.5
	750.00	000100	12.0		2,400.00	000100	0.3
	800.00	000100	7.9		2,498.56	014100	9.0
	800.00	024500	24.6		2,499.00	024500	0.4
	800.00	059700	125.3		2,500.00	000100	1.0
	835.00	000100	49.9		2,990.40	014100	2.2
	1,000.00	000100	23.6		3,000.00	014100	2.1
	1,050.00	000100	22.3		4,200.00	000100	6.8

**TABLE 8: BASE PRICE PAID TO GROWERS FOR GRAPES CRUSHED AND DELIVERED TO CALIFORNIA PROCESSORS FROM THE 2016 CROP WITH BRIX FACTORS AND PURCHASED TONNAGE, BY TYPE, VARIETY, REPORTING DISTRICT WHERE GROWN, AND WEIGHTED AVERAGE BASE PRICE**

District, Type, and Variety	Base Price	Brix	Tons	District, Type, and Variety	Base Price	Brix	Tons
	Per Ton	Factors			Per Ton	Factors	
	Dollars	Code a/			Dollars	Code a/	
<b>DISTRICT 8 (Cont'd)</b>					2,000.00	024500	3.1
Touriga Nacional * (Cont'd)	4,500.00	000100	0.2		2,000.00	024800	3.2
Wtd. Avg. Base & Total Tons	2,521.62		42.8		2,000.00	025300	0.9
Zinfandel					2,067.10	000100	30.9
	160.00	038670	172.9		2,100.00	000100	83.9
	220.00	025100	6.8		2,115.00	014100	37.3
	250.00	024300	1.0		2,190.00	024500	2.9
	409.66	000100	13.0		2,200.00	000100	19.4
	500.00	013600	0.2		2,200.00	014100	10.3
	500.00	024500	2.9		2,200.00	024800	1.7
	600.00	000100	10.0		2,250.00	000100	2.0
	650.00	000100	234.2		2,250.00	014100	4.0
	700.00	000100	29.6		2,300.00	000100	21.0
	700.00	024500	37.2		2,300.00	014100	4.9
	750.00	000100	3.2		2,400.00	000100	11.1
	800.00	000100	8.0		2,400.00	014100	29.3
	800.00	067550	324.7		2,450.00	000100	2.0
	850.00	000100	10.7		2,500.00	000100	27.4
	900.00	000100	16.1		2,500.00	014100	62.6
	900.00	064440	99.8		2,600.00	000100	22.3
	950.00	000100	132.0		2,600.00	011100	0.9
	1,000.00	000100	155.5		2,600.00	011400	3.5
	1,000.00	067550	279.7		2,600.00	025100	3.7
	1,004.00	000100	0.5		2,700.00	000100	27.9
	1,100.00	000100	24.3		2,700.00	014100	143.4
	1,100.00	067550	126.2		2,700.00	024800	2.5
	1,200.00	000100	564.6		2,800.00	000100	97.2
	1,200.00	014100	15.4		2,800.00	011400	2.8
	1,200.00	024800	10.0		2,800.00	014500	2.9
	1,200.00	064440	178.6		2,800.00	024800	3.8
	1,222.68	000100	293.1		2,800.00	025450	24.6
	1,239.39	014100	43.9		2,900.00	000100	70.1
	1,250.00	000100	32.5		2,967.00	017600	11.2
	1,250.00	003100	46.9		3,000.00	000100	21.1
	1,250.00	017600	9.2		3,000.00	014100	10.1
	1,250.00	024800	68.1		3,000.00	017800	19.2
	1,269.81	000100	32.4		3,000.00	024800	4.9
	1,287.04	000100	175.0		3,026.00	000100	1.5
	1,300.00	000100	54.2		3,100.00	000100	13.1
	1,300.00	014100	1.0		3,100.00	027150	3.4
	1,300.00	017600	8.8		3,100.00	028100	1.8
	1,300.00	025100	5.7		3,200.00	000100	7.5
	1,350.00	003100	5.7		3,200.00	024300	19.7
	1,393.75	000100	67.4		3,500.00	000100	31.1
	1,394.29	023100	47.5		4,000.00	000100	1.8
	1,400.00	000100	154.3		4,063.00	000100	1.6
	1,400.00	002300	12.4		4,380.00	000100	2.2
	1,400.00	004255	3.3		4,484.00	000100	12.7
	1,450.00	000100	2.2		4,500.00	000100	2.7
	1,475.00	067967	269.1		5,100.00	000100	47.1
	1,475.32	024800	23.0		5,327.00	000100	2.7
	1,480.19	000100	226.8		6,626.00	000100	3.3
	1,497.79	024800	62.7	Wtd. Avg. Base & Total Tons	1,478.63		5,973.6
	1,500.00	000100	100.1				
	1,500.00	024500	6.0	Other Red b/	160.00	000100	347.2
	1,580.16	003100	8.8		1,300.00	000100	6.9
	1,600.00	000100	112.9		1,480.51	000100	2.4
	1,600.00	024500	2.9		1,800.00	000100	0.8
	1,600.00	028100	58.9		3,000.00	017200	0.8
	1,650.00	000100	10.7		3,750.00	000100	3.1
	1,660.00	023100	31.8	Wtd. Avg. Base & Total Tons	231.29		361.2
	1,700.00	000100	18.3				
	1,750.00	000100	66.2	<b>DISTRICT 9</b>			
	1,750.00	014100	8.8	<b>WINE GRAPES (WHITE)</b>			
	1,800.00	000100	161.0	Albarino	1,200.00	000100	10.3
	1,800.00	024800	2.0		1,600.00	011300	4.1
	1,800.00	025100	4.2	Wtd. Avg. Base & Total Tons	1,313.89		14.4
	1,900.00	000100	39.0				
	1,927.12	000100	43.8	Chardonnay *	250.00	017200	684.6
	2,000.00	000100	122.0		425.00	055570	696.0
	2,000.00	013600	2.0		450.00	000100	280.4
	2,000.00	014100	87.4		486.90	000100	2,406.4
	2,000.00	021200	2.3		500.00	044490	32.1

**TABLE 8: BASE PRICE PAID TO GROWERS FOR GRAPES CRUSHED AND DELIVERED TO CALIFORNIA PROCESSORS FROM THE 2016 CROP WITH BRIX FACTORS AND PURCHASED TONNAGE, BY TYPE, VARIETY, REPORTING DISTRICT WHERE GROWN, AND WEIGHTED AVERAGE BASE PRICE**

District, Type, and Variety	Base Price	Brix	Tons	District, Type, and Variety	Base Price	Brix	Tons
	Per Ton	Factors			Per Ton	Factors	
	Dollars	Code a/			Dollars	Code a/	
<b>DISTRICT 9 (Cont'd)</b>							
Chardonnay * (Cont'd)	600.00	007600	182.4	Roussanne	1,200.00	000100	0.2
	600.00	024500	42.0		1,400.00	000100	3.0
	600.00	044490	180.2	Wtd. Avg. Base & Total Tons	1,387.50		3.2
	612.72	000100	845.5				
	689.50	013400	333.1	Sauvignon Blanc	500.00	000100	64.9
	700.00	000100	386.9		850.00	013600	1.0
	700.00	007600	296.2		950.00	000100	0.3
	700.00	013400	615.5		1,138.00	017200	0.5
	800.00	000100	883.5		1,200.00	000100	0.3
	1,000.00	000100	36.9		1,500.00	000100	1.8
	1,140.00	020800	11.2	Wtd. Avg. Base & Total Tons	540.90		68.8
	1,150.00	055570	6.9				
	1,200.00	000100	12.3	Sauvignon Musque	1,580.00	000100	0.3
	1,225.00	017200	71.5	Wtd. Avg. Base & Total Tons	1,580.00		0.3
	1,300.00	021200	0.7				
	1,375.00	000100	2.0	Semillon	1,200.00	000100	0.3
	1,400.00	000100	0.8	Wtd. Avg. Base & Total Tons	1,200.00		0.3
	2,000.00	000100	3.2				
	3,000.00	000100	5.7	St. Emilion *	2,000.00	000100	6.7
	3,269.85	000100	4.6	Wtd. Avg. Base & Total Tons	2,000.00		6.7
Wtd. Avg. Base & Total Tons	572.33		8,020.6	Verdelho	1,200.00	000100	0.8
					2,200.00	000100	2.2
Chenin Blanc	450.00	038210	93.7	Wtd. Avg. Base & Total Tons	1,933.33		3.0
	1,000.00	000100	0.2				
	1,175.00	000100	22.0	Vermentino *	1,350.00	000100	44.8
	1,375.00	000100	1.9	Wtd. Avg. Base & Total Tons	1,350.00		44.8
	1,575.00	000100	0.7				
	2,000.00	001000	0.3	Viognier	800.00	000100	3.3
Wtd. Avg. Base & Total Tons	610.52		118.8		800.00	021000	2.4
					1,400.00	000100	4.1
Fiano	800.00	000100	2.1		1,700.00	000100	11.8
	1,200.00	000100	3.4		2,000.00	000100	2.1
Wtd. Avg. Base & Total Tons	1,047.27		5.5		3,573.46	000100	1.1
				Wtd. Avg. Base & Total Tons	1,552.05		24.8
Gewurztraminer	1,180.00	013400	3.3				
	1,180.00	017000	4.0	White Riesling *	1,130.00	013100	5.8
Wtd. Avg. Base & Total Tons	1,180.00		7.3		1,200.00	000100	3.8
				Wtd. Avg. Base & Total Tons	1,157.71		9.6
Grenache Blanc	1,485.53	000100	11.7				
	1,500.00	000100	1.0	Other White b/	800.00	000100	3.9
Wtd. Avg. Base & Total Tons	1,486.67		12.7		1,000.00	021200	1.0
					1,200.00	000100	3.0
Malvasia Bianca	1,400.00	013600	1.2	Wtd. Avg. Base & Total Tons	977.22		7.9
Wtd. Avg. Base & Total Tons	1,400.00		1.2				
				<b>WINE GRAPES (RED)</b>			
Marsanne	1,200.00	000100	1.1	Aglianico	1,200.00	000100	4.0
	1,300.00	000100	2.0		1,350.00	000100	7.9
Wtd. Avg. Base & Total Tons	1,264.52		3.1		2,000.00	000100	1.1
				Wtd. Avg. Base & Total Tons	1,358.85		13.0
Moscato Gaillo *	500.00	000100	0.6				
Wtd. Avg. Base & Total Tons	500.00		0.6	Alicante Bouschet *	1,400.00	000100	0.8
					2,000.00	000100	0.8
Muscat Blanc *	1,000.00	000100	6.4	Wtd. Avg. Base & Total Tons	1,700.00		1.6
	1,350.00	000100	2.0				
	2,000.00	000100	1.2	Barbera	800.00	000100	12.1
Wtd. Avg. Base & Total Tons	1,197.92		9.6		1,200.00	000100	3.7
					1,200.00	017800	4.7
Muscat Orange	350.00	000100	6.2		1,350.00	000100	3.9
Wtd. Avg. Base & Total Tons	350.00		6.2		1,375.00	024500	4.1
					1,700.00	000100	1.1
Muscat of Alexandria	400.00	000100	2,764.8		1,750.00	000100	1.6
Wtd. Avg. Base & Total Tons	400.00		2,764.8		2,000.00	000100	15.3
				Wtd. Avg. Base & Total Tons	1,417.90		46.5
Picpoul Blanc	1,500.00	000100	3.0				
Wtd. Avg. Base & Total Tons	1,500.00		3.0	Blaufraenkisch *	2,000.00	024500	1.9
				Wtd. Avg. Base & Total Tons	2,000.00		1.9
Pinot Gris *	400.00	013400	1,661.8				
	505.00	000100	374.8	Cabernet Franc	1,200.00	000100	2.0
	525.00	010800	68.5		1,350.00	000100	4.6
	600.00	000100	756.6		1,375.00	024500	4.0
	1,500.00	000100	2.2	Wtd. Avg. Base & Total Tons	2,100.00	000100	1.1
Wtd. Avg. Base & Total Tons	470.41		2,863.9				

**TABLE 8: BASE PRICE PAID TO GROWERS FOR GRAPES CRUSHED AND DELIVERED TO CALIFORNIA PROCESSORS FROM THE 2016 CROP WITH BRIX FACTORS AND PURCHASED TONNAGE, BY TYPE, VARIETY, REPORTING DISTRICT WHERE GROWN, AND WEIGHTED AVERAGE BASE PRICE**

District, Type, and Variety	Base Price	Brix	Tons	District, Type, and Variety	Base Price	Brix	Tons		
	Per Ton	Factors			Per Ton	Factors			
	Dollars	Code a/			Dollars	Code a/			
<b>DISTRICT 9 (Cont'd)</b>				Wtd. Avg. Base & Total Tons				1,540.36	24.3
Cabernet Franc (Cont'd)				Merlot				443.62	144.4
Wtd. Avg. Base & Total Tons	1,403.42		11.7		450.00	064440	105.0		
Cabernet Sauvignon	400.00	021200	99.3		550.00	000100	434.9		
	500.00	000100	667.6		550.00	024500	43.8		
	550.00	000100	23.7		650.00	000100	2.0		
	650.00	066157	554.2		850.00	013800	1.2		
	682.25	000100	101.7		900.00	021200	1.0		
	800.00	000100	1,086.2		1,192.00	020800	2.4		
	850.00	000100	92.0		1,200.00	000100	1.0		
	875.00	000100	122.2		1,400.00	021000	4.0		
	1,200.00	000100	1.1	Wtd. Avg. Base & Total Tons	523.83		739.7		
	1,350.00	000100	5.2	Montepulciano	1,350.00	000100	7.9		
	1,400.00	000100	4.0		1,400.00	021000	3.9		
	1,400.00	021000	2.0	Wtd. Avg. Base & Total Tons	1,366.53		11.8		
	1,500.00	067485	22.6	Muscat Hamburg *	1,432.00	000100	0.2		
	1,675.00	000100	0.9	Wtd. Avg. Base & Total Tons	1,432.00		0.2		
	2,000.00	000100	2.2	Nebbiolo	1,500.00	000100	6.3		
Wtd. Avg. Base & Total Tons	8,120.74	000100	2.4	Wtd. Avg. Base & Total Tons	1,500.00		6.3		
	698.27		2,787.3	Negroamaro	1,000.00	021500	1.9		
Carmenere	1,200.00	000100	0.4		1,200.00	017200	0.7		
Wtd. Avg. Base & Total Tons	1,200.00		0.4	Wtd. Avg. Base & Total Tons	1,053.85		2.6		
Counoise	1,500.00	000100	2.0	Petit Verdot	725.00	066123	1,127.2		
Wtd. Avg. Base & Total Tons	1,500.00		2.0		800.00	000100	388.8		
Dolcetto	2,000.00	000100	3.2		1,000.00	021500	3.1		
Wtd. Avg. Base & Total Tons	2,000.00		3.2		1,000.00	021600	2.5		
Freisa	1,500.00	000100	0.4		1,300.00	021200	0.5		
Wtd. Avg. Base & Total Tons	1,500.00		0.4		1,350.00	000100	2.3		
Graciano	1,150.00	000100	3.5		1,375.00	024500	5.7		
	1,700.00	000100	3.1		1,400.00	000100	1.0		
Wtd. Avg. Base & Total Tons	1,408.33		6.6	Wtd. Avg. Base & Total Tons	749.04		1,531.1		
Grenache *	1,000.00	000100	1.0	Petite Sirah	650.00	000100	2.0		
	1,100.00	000100	14.2		650.00	021200	0.2		
	1,100.00	020900	8.4		725.00	066157	996.1		
	1,200.00	000100	0.3		750.00	000100	71.2		
	1,200.00	024500	2.0		800.00	000100	2,046.8		
	1,300.00	000100	7.2		850.00	000100	205.5		
	1,400.00	000100	8.5		900.00	021200	1.0		
	1,400.00	021000	1.9		1,000.00	000100	1.0		
	1,500.00	000100	12.6		1,000.00	021200	0.5		
	1,575.00	000100	1.0		1,275.00	000100	2.3		
	1,643.00	000100	0.8		1,300.00	021200	1.2		
	1,700.00	000100	0.9		1,400.00	000100	32.6		
	2,000.00	000100	8.0		1,500.00	000100	3.0		
Wtd. Avg. Base & Total Tons	1,375.14		66.8		2,100.00	000100	22.5		
Grignolino	1,500.00	000100	0.6		2,159.67	000100	6.7		
Wtd. Avg. Base & Total Tons	1,500.00		0.6	Wtd. Avg. Base & Total Tons	2,400.00	000100	3.7		
Malbec	650.00	066157	719.5		799.91		3,396.3		
	680.00	000100	24.9	Pinot Noir	400.00	017200	1,372.9		
	680.00	020800	258.5		600.00	000100	234.8		
	800.00	000100	321.1		700.00	000100	22.4		
	968.00	000100	0.1		2,000.00	000100	3.9		
	1,200.00	000100	3.8		2,000.00	016300	3.1		
	1,350.00	000100	3.6		2,331.00	024500	5.2		
	1,400.00	000100	1.5		3,000.00	000100	1.5		
	2,061.91	000100	3.5		3,000.00	013600	0.4		
Wtd. Avg. Base & Total Tons	700.41		1,336.5		3,200.00	000100	11.5		
Mataro *	1,350.00	000100	2.5		3,200.00	016300	2.6		
	1,375.00	024500	2.2		3,300.00	016300	4.5		
	1,400.00	000100	7.6	Wtd. Avg. Base & Total Tons	483.43	000100	1.8		
	1,500.00	000100	5.9				1,664.6		
	1,628.00	000100	1.1	Primitivo	800.00	000100	2.6		
	1,875.00	000100	2.0		1,400.00	021000	1.2		
	2,000.00	000100	3.0	Wtd. Avg. Base & Total Tons	989.47		3.8		

**TABLE 8: BASE PRICE PAID TO GROWERS FOR GRAPES CRUSHED AND DELIVERED TO CALIFORNIA PROCESSORS FROM THE 2016 CROP WITH BRIX FACTORS AND PURCHASED TONNAGE, BY TYPE, VARIETY, REPORTING DISTRICT WHERE GROWN, AND WEIGHTED AVERAGE BASE PRICE**

District, Type, and Variety	Base Price	Brix	Tons	District, Type, and Variety	Base Price	Brix	Tons
	Per Ton	Factors			Per Ton	Factors	
	Dollars	Code a/			Dollars	Code a/	
<b>DISTRICT 9 (Cont'd)</b>				<b>DISTRICT 10</b>			
Ruby Cabernet	1,500.00	000100	0.4	<b>RAISIN GRAPES</b>			
Wtd. Avg. Base & Total Tons	1,500.00		0.4	Thompson Seedless	200.00	038700	1,794.7
				Wtd. Avg. Base & Total Tons	200.00		1,794.7
Sangiovese *	650.00	000100	3.0	<b>TABLE GRAPES</b>			
	1,200.00	000100	4.2	Other Table b/	1,200.00	000100	1.2
	1,200.00	017800	4.5	Wtd. Avg. Base & Total Tons	1,200.00		1.2
	1,400.00	021000	5.0				
	1,467.00	000100	0.3	<b>WINE GRAPES (WHITE)</b>			
Wtd. Avg. Base & Total Tons	1,166.48		17.0	Albarino	1,400.00	000100	2.7
					1,600.00	000100	3.3
Syrah *	450.00	000100	30.4		1,700.00	017800	6.9
	500.00	066157	197.1		1,800.00	000100	9.3
	510.41	000100	46.9		1,800.00	009100	6.2
	510.41	061300	50.0		1,800.00	013800	1.8
	525.00	000100	968.6	Wtd. Avg. Base & Total Tons	1,719.54		30.2
	650.00	021200	2.7				
	750.00	000100	1.0	Arneis	1,800.00	013400	1.3
	1,058.00	024800	2.1	Wtd. Avg. Base & Total Tons	1,800.00		1.3
	1,200.00	000100	5.1				
	1,300.00	000100	10.1	Chardonnay *	1,000.00	000100	1.9
	1,300.00	027600	4.9		1,000.00	025100	5.7
	1,400.00	000100	14.0		1,050.00	000100	39.1
	1,400.00	021000	1.6		1,100.00	000100	10.1
	1,500.00	000100	15.5		1,200.00	000100	17.1
	1,574.00	000100	2.9		1,200.00	021000	0.6
	1,600.00	000100	34.2		1,250.00	021000	7.9
	1,800.00	000100	18.8		1,300.00	000100	6.9
	2,000.00	000100	1.9		1,300.00	025100	10.3
Wtd. Avg. Base & Total Tons	3,176.30	000100	15.6		1,344.42	014100	5.8
	626.75		1,423.4		1,350.00	024500	1.9
					1,378.00	024300	3.4
Tannat	1,000.00	002100	2.3		1,400.00	000100	2.0
	1,275.00	000100	1.1		1,400.00	017400	5.2
	1,500.00	000100	9.6		1,400.00	021000	47.8
Wtd. Avg. Base & Total Tons	1,392.50		13.0		1,450.00	027600	13.8
					1,500.00	000100	42.9
Tempranillo *	220.00	000100	21.0		1,500.00	019200	98.1
	600.00	000100	220.0		1,500.00	021000	6.4
	627.07	000100	103.4		1,500.00	024500	4.0
	1,000.00	021200	0.5		1,600.00	000100	13.1
	1,275.00	024500	6.1		1,600.00	021200	2.8
	1,300.00	000100	5.4		1,725.00	000100	3.9
	1,350.00	000100	38.9		1,800.00	021200	0.9
	1,400.00	000100	20.8		2,000.00	000100	14.9
	1,539.00	000100	3.0		2,000.00	013100	1.0
	1,575.00	000100	1.1		2,000.00	021200	2.0
	1,611.11	000100	2.2	Wtd. Avg. Base & Total Tons	1,412.68		369.5
	1,700.00	000100	17.4				
	1,800.00	021500	3.4	Chenin Blanc	1,000.00	000100	0.4
Wtd. Avg. Base & Total Tons	776.14		443.2		1,500.00	000100	2.4
					1,800.00	000100	5.9
Teroldego	800.00	000100	369.5	Wtd. Avg. Base & Total Tons	1,680.46		8.7
	1,350.00	000100	5.4				
	2,000.00	000100	1.2	Fiano	900.00	017400	1.6
Wtd. Avg. Base & Total Tons	811.73		376.1		1,000.00	015700	0.1
					1,500.00	021500	0.8
Zinfandel	400.00	005600	6,746.2		1,800.00	013100	1.6
	506.65	064440	283.6	Wtd. Avg. Base & Total Tons	1,370.73		4.1
	800.00	000100	340.2				
	1,336.00	000100	1.1	French Colombard	200.00	038700	476.4
	1,500.00	000100	34.3	Wtd. Avg. Base & Total Tons	200.00		476.4
	1,600.00	000100	22.2				
	1,650.00	000100	45.1	Grenache Blanc	1,200.00	000100	0.6
	1,800.00	000100	0.9		1,200.00	017000	1.7
	2,000.00	000100	16.7		1,500.00	000100	7.5
	2,800.00	000100	3.9		1,500.00	020600	3.5
Wtd. Avg. Base & Total Tons	443.43		7,494.2		1,750.00	000100	4.5
					1,800.00	013600	3.0
Other Red b/	1,350.00	000100	1.0		2,000.00	013800	1.9
Wtd. Avg. Base & Total Tons	1,350.00		1.0		2,100.00	000100	2.1
					2,300.00	000100	1.3

**TABLE 8: BASE PRICE PAID TO GROWERS FOR GRAPES CRUSHED AND DELIVERED TO CALIFORNIA PROCESSORS FROM THE 2016 CROP WITH BRIX FACTORS AND PURCHASED TONNAGE, BY TYPE, VARIETY, REPORTING DISTRICT WHERE GROWN, AND WEIGHTED AVERAGE BASE PRICE**

District, Type, and Variety	Base Price	Brix	Tons	District, Type, and Variety	Base Price	Brix	Tons
	Per Ton	Factors			Per Ton	Factors	
	Dollars	Code a/			Dollars	Code a/	
<b>DISTRICT 10 (Cont'd)</b>				Sauvignon Blanc	505.70	000100	205.7
Grenache Blanc (Cont'd)	2,300.00	013800	6.0		700.00	000100	0.9
Wtd. Avg. Base & Total Tons	1,792.37		32.1		875.00	000100	18.7
					900.00	000100	19.0
Marsanne	1,000.00	017400	1.0		1,000.00	000100	10.3
	1,200.00	013800	1.5		1,000.00	017600	8.7
	1,500.00	021000	1.1		1,100.00	000100	2.1
	1,600.00	000100	1.6		1,150.00	000100	2.0
	1,700.00	000100	1.7		1,200.00	000100	3.2
	1,700.00	011300	0.8		1,200.00	013400	4.7
	1,800.00	000100	2.6		1,200.00	021000	10.8
	1,800.00	009100	2.0		1,200.00	027600	5.0
	1,900.00	000100	1.9		1,300.00	000100	5.5
	2,100.00	000100	3.9		1,300.00	017200	10.5
	2,300.00	000100	1.3		1,350.00	000100	5.1
Wtd. Avg. Base & Total Tons	1,769.59		19.4		1,400.00	000100	63.2
					1,400.00	017000	5.2
Moscato Gaillo *	1,600.00	000100	2.1		1,500.00	000100	2.7
Wtd. Avg. Base & Total Tons	1,600.00		2.1		1,600.00	000100	2.9
					1,650.00	021000	3.0
Muscat Blanc *	1,300.00	000100	0.7	Wtd. Avg. Base & Total Tons	840.83		389.2
	1,350.00	000100	3.3				
	1,400.00	000100	1.5	Semillon	1,100.00	000100	9.1
	1,400.00	017000	3.1		1,175.00	017800	4.5
	1,400.00	021000	3.6		1,200.00	011100	2.0
	1,450.00	000100	2.1		1,250.00	000100	2.0
	1,800.00	000100	2.0		1,300.00	000100	0.5
	2,000.00	000100	1.0	Wtd. Avg. Base & Total Tons	1,151.80		18.1
Wtd. Avg. Base & Total Tons	1,473.41		17.3				
				Verdejo	1,250.00	000100	4.1
Muscato Orange	1,300.00	000100	1.9		1,600.00	017800	1.5
	1,500.00	000100	8.5	Wtd. Avg. Base & Total Tons	1,343.75		5.6
Wtd. Avg. Base & Total Tons	1,463.46		10.4				
				Verdelho	1,200.00	000100	3.6
Picpoul Blanc	1,800.00	000100	6.9		1,200.00	017800	2.0
	2,000.00	011300	0.3		1,300.00	000100	1.3
	2,300.00	000100	1.5		1,400.00	000100	3.2
Wtd. Avg. Base & Total Tons	1,893.10		8.7		1,500.00	000100	3.6
					1,650.00	000100	1.9
Pinot Blanc	1,300.00	000100	2.4		1,800.00	000100	4.0
Wtd. Avg. Base & Total Tons	1,300.00		2.4	Wtd. Avg. Base & Total Tons	1,460.46		19.6
Pinot Gris *	1,000.00	000100	32.3	Vermentino *	800.00	021000	0.5
	1,130.00	000100	7.1		1,000.00	021000	2.4
	1,200.00	000100	11.6		1,200.00	000100	0.9
	1,200.00	017200	5.3		1,300.00	009100	3.8
	1,300.00	000100	6.5		1,380.00	000100	1.5
	1,500.00	000100	1.5		1,500.00	000100	10.1
	1,500.00	017200	4.0		1,600.00	000100	9.6
	1,600.00	000100	4.0		2,000.00	000100	1.1
	1,800.00	000100	2.7		2,000.00	011300	1.5
	1,800.00	011100	4.8		2,000.00	013800	0.8
Wtd. Avg. Base & Total Tons	1,218.08		79.8		2,100.00	000100	2.1
				Wtd. Avg. Base & Total Tons	1,533.82		34.3
Roussanne	1,200.00	000100	4.1	Viognier	850.00	000100	4.3
	1,300.00	000100	1.0		870.00	000100	7.4
	1,400.00	000100	3.0		903.39	000100	30.7
	1,400.00	024500	2.5		1,000.00	000100	10.5
	1,450.00	000100	1.4		1,000.00	017400	2.7
	1,500.00	000100	4.5		1,050.00	017200	3.1
	1,500.00	013800	4.0		1,200.00	000100	5.2
	1,510.00	000100	1.9		1,200.00	011300	2.5
	1,545.00	021000	0.4		1,200.00	013600	2.0
	1,550.00	011300	0.8		1,200.00	017400	2.0
	1,600.00	000100	8.7		1,200.00	017600	1.3
	1,650.00	000100	2.1		1,200.00	020800	1.6
	1,700.00	000100	2.1		1,300.00	013600	3.1
	1,800.00	000100	1.1		1,350.00	000100	1.2
	1,900.00	000100	2.8		1,400.00	000100	24.3
	2,000.00	013600	1.6		1,400.00	003200	2.4
	2,100.00	000100	5.1		1,400.00	017600	1.8
Wtd. Avg. Base & Total Tons	1,604.93		47.1		1,400.00	021500	1.5

**TABLE 8: BASE PRICE PAID TO GROWERS FOR GRAPES CRUSHED AND DELIVERED TO CALIFORNIA PROCESSORS FROM THE 2016 CROP WITH BRIX FACTORS AND PURCHASED TONNAGE, BY TYPE, VARIETY, REPORTING DISTRICT WHERE GROWN, AND WEIGHTED AVERAGE BASE PRICE**

District, Type, and Variety	Base Price	Brix	Tons	District, Type, and Variety	Base Price	Brix	Tons
	Per Ton	Factors			Per Ton	Factors	
	Dollars	Code a/			Dollars	Code a/	
<b>DISTRICT 10 (Cont'd)</b>					1,499.49	020800	5.7
Viognier (Cont'd)	1,435.00	009100	1.5		1,500.00	000100	45.5
	1,500.00	000100	7.8		1,500.00	021000	17.2
	1,500.00	013600	2.5		1,500.00	021600	3.4
	1,500.00	017300	6.2		1,500.00	027600	7.5
	1,500.00	024500	7.1		1,500.00	029200	2.1
	1,600.00	000100	2.9		1,500.00	030850	1.0
	1,600.00	017200	5.3		1,600.00	000100	123.2
	1,600.00	024800	5.6		1,600.00	021600	2.3
	1,600.00	030682	1.5		1,600.00	024800	13.2
	1,650.00	000100	5.5		1,600.00	025100	6.2
	1,700.00	000100	9.2		1,600.00	025300	5.2
	1,800.00	000100	11.9		1,600.00	027800	25.9
	1,800.00	017800	5.0		1,620.00	000100	0.6
	1,800.00	021000	2.8		1,650.00	000100	55.7
	1,900.00	000100	3.3		1,650.00	003200	2.0
	2,000.00	000100	2.3		1,650.00	013800	3.5
	2,000.00	010700	1.2		1,650.00	017600	3.6
	2,000.00	013600	3.0		1,650.00	024300	4.1
	2,100.00	000100	2.7		1,650.00	024500	3.2
	2,226.00	000100	7.3		1,650.00	027600	8.7
	2,500.00	031600	2.0		1,651.00	000100	13.1
Wtd. Avg. Base & Total Tons	1,409.64		204.2		1,659.00	000100	3.3
					1,700.00	000100	3.6
White Riesling *	1,350.00	000100	3.4		1,750.00	000100	10.1
	1,500.00	000100	4.9		1,800.00	000100	41.1
	1,650.00	000100	1.1		1,800.00	017200	5.8
Wtd. Avg. Base & Total Tons	1,463.30		9.4		1,900.00	000100	4.0
					2,100.00	000100	2.8
Other White b/	1,000.00	000100	1.2		2,400.00	027800	6.2
	1,000.00	010700	2.0		2,600.00	000100	2.0
	1,300.00	000100	0.6		2,600.00	024500	14.1
	1,500.00	011100	1.3	Wtd. Avg. Base & Total Tons	1,466.25		893.3
	1,800.00	000100	0.4				
	3,000.00	000100	1.3	Cabernet Franc	900.00	000100	17.3
Wtd. Avg. Base & Total Tons	1,551.47		6.8		950.00	000100	2.1
					950.00	024500	1.7
<b>WINE GRAPES (RED)</b>					1,000.00	000100	4.8
Aglianico	1,150.00	025100	3.4		1,000.00	021000	5.0
	1,200.00	000100	1.0		1,100.00	000100	0.3
Wtd. Avg. Base & Total Tons	1,161.36		4.4		1,200.00	002200	2.0
					1,200.00	017800	8.1
Alicante Bouschet *	1,000.00	000100	21.6		1,200.00	020800	2.2
	1,100.00	000100	1.2		1,238.00	000100	2.8
	1,300.00	000100	2.0		1,244.00	017600	5.3
	1,500.00	000100	12.8		1,300.00	000100	0.7
	1,500.00	027500	3.0		1,350.00	017400	16.6
	1,600.00	027800	5.0		1,350.00	017600	6.8
	1,650.00	021200	3.1		1,400.00	025400	1.7
Wtd. Avg. Base & Total Tons	1,279.98		48.7		1,400.00	027600	6.2
					1,400.00	027800	2.5
Barbera	800.00	000100	3.4		1,450.00	021000	3.5
	900.00	000100	5.0		1,500.00	000100	7.9
	903.39	000100	47.2		1,500.00	001900	1.8
	1,000.00	014000	1.0		1,500.00	024500	1.0
	1,100.00	000100	10.2		1,500.00	027800	2.4
	1,100.00	025100	2.9		1,550.00	000100	3.8
	1,169.40	000100	82.2		1,600.00	000100	23.7
	1,200.00	000100	15.4		1,600.00	021000	18.6
	1,200.00	021000	4.8		1,650.00	000100	7.7
	1,200.00	021500	3.1		1,700.00	000100	2.0
	1,209.67	000100	35.5		1,800.00	024300	2.2
	1,300.00	000100	16.1		1,900.00	000100	31.1
	1,300.00	020800	1.0	Wtd. Avg. Base & Total Tons	1,452.76		191.8
	1,300.00	024500	7.4				
	1,300.00	025400	2.6	Cabernet Sauvignon	400.00	000100	3.2
	1,350.00	000100	2.5		400.00	017200	495.0
	1,354.35	000100	50.6		625.00	000100	178.6
	1,375.00	014000	2.1		625.00	052500	383.3
	1,400.00	000100	46.9		923.07	000100	1.3
	1,450.00	000100	59.3		1,100.00	000100	2.8
	1,450.50	021000	30.0		1,177.99	000100	0.8
	1,499.49	000100	18.2		1,200.00	001900	1.8



**TABLE 8: BASE PRICE PAID TO GROWERS FOR GRAPES CRUSHED AND DELIVERED TO CALIFORNIA PROCESSORS FROM THE 2016 CROP WITH BRIX FACTORS AND PURCHASED TONNAGE, BY TYPE, VARIETY, REPORTING DISTRICT WHERE GROWN, AND WEIGHTED AVERAGE BASE PRICE**

District, Type, and Variety	Base Price	Brix	Tons	District, Type, and Variety	Base Price	Brix	Tons
	Per Ton	Factors			Per Ton	Factors	
	Dollars	Code a/			Dollars	Code a/	
<b>DISTRICT 10 (Cont'd)</b>					1,338.00	000100	2.1
Cabernet Sauvignon (Cont'd)	1,200.00	017800	5.5		1,500.00	000100	6.0
	1,238.00	000100	3.6		1,600.00	000100	2.4
	1,275.00	000100	121.9		1,750.00	000100	5.0
	1,300.00	000100	2.3	Wtd. Avg. Base & Total Tons	1,482.48		21.7
	1,320.38	019400	110.4				
	1,350.00	000100	1.2	Gamay (Napa) *	2,200.00	000100	2.6
	1,400.00	000100	5.9		2,300.00	011400	3.5
	1,400.00	024500	4.1		2,500.00	000100	0.9
	1,500.00	000100	105.9	Wtd. Avg. Base & Total Tons	2,288.57		7.0
	1,500.00	004205	3.1				
	1,500.00	017800	2.0	Gamay Noir Au Jus Blanc	1,700.00	013400	6.4
	1,500.00	020800	1.0		2,100.00	000100	22.0
	1,500.00	021600	3.1		2,100.00	008100	0.9
	1,500.00	024800	0.3	Wtd. Avg. Base & Total Tons	2,012.63		29.3
	1,550.00	000100	7.0				
	1,567.00	000100	7.8	Graciano	1,209.67	000100	1.7
	1,600.00	000100	21.0		1,500.00	021500	1.0
	1,600.00	021000	21.1		1,500.00	027800	1.2
	1,600.00	025100	3.3		1,800.00	000100	3.4
	1,650.00	017600	8.0		1,800.00	017800	3.7
	1,678.00	024300	0.9		3,000.00	000100	1.5
	1,700.00	000100	776.4	Wtd. Avg. Base & Total Tons	1,810.92		12.5
	1,700.00	024500	2.5				
	1,725.00	021600	4.0	Grenache *	900.00	000100	3.2
	1,750.00	000100	4.4		903.39	000100	14.4
	1,800.00	000100	7.8		1,000.00	000100	3.5
	1,800.00	017200	3.0		1,000.00	027800	1.0
	1,800.00	021500	3.1		1,200.00	000100	16.3
	1,800.00	027800	16.0		1,200.00	001900	0.3
	1,850.00	021000	24.5		1,200.00	020800	4.7
	1,875.00	000100	7.1		1,200.00	021200	1.5
	1,900.00	000100	264.3		1,200.00	024500	17.2
	1,900.00	001900	2.0		1,209.67	000100	6.7
	2,000.00	000100	26.3		1,300.00	000100	2.2
	2,075.00	000100	12.0		1,400.00	000100	30.9
	2,200.00	029200	1.0		1,400.00	003200	1.5
	2,500.00	000100	20.4		1,400.00	013600	1.2
	3,000.00	024800	1.6		1,400.00	017200	2.9
	3,000.00	029200	1.3		1,400.00	029125	3.0
Wtd. Avg. Base & Total Tons	1,217.93		2,683.9		1,450.00	021000	4.0
					1,483.00	000100	2.2
Carignane	1,185.19	000100	2.7		1,500.00	000100	22.8
	1,450.00	021200	0.5		1,500.00	001600	4.5
	1,500.00	000100	6.4		1,500.00	021000	3.9
	1,600.00	000100	7.8		1,500.00	021200	1.2
	1,630.00	011300	0.4		1,500.00	021600	1.6
Wtd. Avg. Base & Total Tons	1,497.59		17.8		1,500.00	025100	0.5
					1,500.00	027600	2.2
Charbono	1,463.00	000100	3.8		1,500.00	027800	2.8
	1,600.00	000100	4.3		1,556.00	000100	1.0
	1,650.00	000100	6.2		1,600.00	000100	12.1
	1,800.00	000100	2.5		1,600.00	024800	3.9
Wtd. Avg. Base & Total Tons	1,617.23		16.8		1,600.00	027800	0.9
					1,642.00	001900	0.9
Cinsaut *	900.00	000100	8.1		1,642.91	014100	5.2
	1,100.00	000100	0.6		1,700.00	000100	3.4
	1,200.00	000100	3.1		1,700.00	017600	4.0
	1,200.00	011300	0.3		1,750.00	000100	5.9
	1,294.23	000100	0.6		1,750.00	013800	2.7
	1,500.00	020800	8.3		1,800.00	000100	13.7
	2,240.00	000100	1.8		1,800.00	013800	4.7
Wtd. Avg. Base & Total Tons	1,284.59		22.8		1,800.00	017800	2.4
					1,850.00	000100	15.2
Counoise	1,500.00	000100	0.5		1,900.00	000100	5.7
	1,600.00	010700	0.4		1,900.00	013100	1.5
	2,000.00	000100	1.0		2,000.00	000100	18.9
	2,100.00	013800	2.1		2,000.00	013800	4.1
	2,240.00	000100	1.2		2,100.00	013800	6.5
Wtd. Avg. Base & Total Tons	2,016.92		5.2		2,200.00	000100	1.6
					2,240.00	000100	8.1
Dolcetto	1,200.00	021500	2.9		2,300.00	000100	2.2
	1,300.00	024500	3.3		2,416.00	000100	6.0

**TABLE 8: BASE PRICE PAID TO GROWERS FOR GRAPES CRUSHED AND DELIVERED TO CALIFORNIA PROCESSORS FROM THE 2016 CROP WITH BRIX FACTORS AND PURCHASED TONNAGE, BY TYPE, VARIETY, REPORTING DISTRICT WHERE GROWN, AND WEIGHTED AVERAGE BASE PRICE**

District, Type, and Variety	Base Price	Brix	Tons	District, Type, and Variety	Base Price	Brix	Tons
	Per Ton	Factors			Per Ton	Factors	
	Dollars	Code a/			Dollars	Code a/	
<b>DISTRICT 10 (Cont'd)</b>					2,000.00	016800	1.6
Grenache * (Cont'd)	3,000.00	000100	1.7		2,081.00	000100	3.8
	3,300.00	000100	2.2		2,100.00	000100	1.7
	3,300.00	021800	0.8		2,100.00	013800	4.1
Wtd. Avg. Base & Total Tons	1,592.88		291.5		2,200.00	000100	2.0
					2,240.00	000100	1.2
Lagrein	1,000.00	017100	0.1		2,300.00	000100	8.8
	1,746.00	027500	2.0		2,500.00	017000	4.9
	1,800.00	000100	3.5		3,000.00	000100	1.7
	1,800.00	017100	1.0		3,300.00	000100	0.5
Wtd. Avg. Base & Total Tons	1,771.52		6.6		3,500.00	017000	2.9
				Wtd. Avg. Base & Total Tons	1,598.72		214.9
Malbec	800.00	000100	5.0	Merlot	850.00	000100	1.0
	881.00	021000	8.0		900.00	000100	58.1
	1,100.00	000100	3.0		900.00	024500	1.9
	1,100.00	021000	0.8		1,000.00	017100	0.3
	1,200.00	000100	4.2		1,100.00	021000	0.3
	1,300.00	000100	1.5		1,200.00	000100	9.9
	1,500.00	000100	1.3		1,200.00	016800	1.0
	1,500.00	024300	2.2		1,200.00	024500	3.4
	1,500.00	025100	0.1		1,300.00	000100	0.5
	1,500.00	067945	47.7		1,300.00	021000	0.5
	1,550.00	000100	1.2		1,300.00	024500	5.1
	1,600.00	000100	7.9		1,350.00	013600	16.4
	1,600.00	027800	6.3		1,400.00	017600	10.4
	1,668.00	000100	4.3		1,400.00	021000	17.5
	1,696.00	017600	5.9		1,500.00	000100	31.9
	1,700.00	000100	62.8		1,500.00	001900	1.7
	1,700.00	017600	4.2		1,500.00	020800	1.0
	1,750.00	000100	5.5		1,537.57	000100	1.5
	1,800.00	000100	9.7		1,580.00	017600	1.1
	1,800.00	021500	0.6		1,600.00	000100	87.4
	1,900.00	000100	6.0		1,600.00	019400	109.4
	2,000.00	000100	9.4		1,600.00	024800	1.8
	3,000.00	000100	0.6		1,600.00	027800	5.6
Wtd. Avg. Base & Total Tons	1,589.26		198.2		1,700.00	000100	279.9
					1,700.00	017600	4.4
Mataro *	900.00	000100	2.7		1,700.00	024300	0.9
	903.39	000100	21.2		1,700.00	027500	1.0
	1,100.00	000100	3.0		1,750.00	000100	2.9
	1,200.00	000100	11.4		2,500.00	024800	1.9
	1,200.00	024500	16.5	Wtd. Avg. Base & Total Tons	1,549.72		658.7
	1,300.00	000100	2.0				
	1,300.00	009000	1.7	Mission	2,000.00	013800	2.8
	1,300.00	013600	0.5		2,500.00	000100	7.6
	1,315.00	000100	2.2	Wtd. Avg. Base & Total Tons	2,365.38		10.4
	1,400.00	000100	4.0				
	1,400.00	003200	2.5	Montepulciano	1,000.00	017100	1.1
	1,400.00	029800	3.0		1,200.00	024500	1.7
	1,450.00	020800	5.0	Wtd. Avg. Base & Total Tons	1,121.43		2.8
	1,450.00	021000	4.0				
	1,500.00	000100	18.9	Muscat Hamburg *	1,400.00	000100	1.4
	1,500.00	017600	3.4		1,500.00	000100	4.8
	1,530.00	011300	0.7	Wtd. Avg. Base & Total Tons	1,477.42		6.2
	1,545.00	010600	2.0				
	1,545.00	017000	1.0	Nebbiolo	1,400.00	021600	2.7
	1,550.00	001900	1.0		1,620.00	000100	2.8
	1,565.90	021000	5.4		1,800.00	000100	1.3
	1,600.00	013800	3.3		1,800.00	013100	0.7
	1,600.00	021600	1.0		2,500.00	000100	3.0
	1,600.00	024800	2.6	Wtd. Avg. Base & Total Tons	1,849.14		10.5
	1,600.00	027800	6.4				
	1,650.00	000100	7.4	Negroamaro	2,000.00	000100	1.2
	1,650.00	017600	5.9	Wtd. Avg. Base & Total Tons	2,000.00		1.2
	1,650.00	021200	1.7				
	1,659.48	014100	4.0	Petit Verdot	1,000.00	000100	0.4
	1,700.00	000100	3.5		1,300.00	000100	0.8
	1,800.00	000100	13.8		1,400.00	004210	1.5
	1,870.00	017800	7.2		1,400.00	017800	5.1
	1,900.00	000100	3.4		1,400.00	024500	2.3
	1,900.00	013100	4.0		1,500.00	000100	9.2
	1,900.00	017800	2.1		1,500.00	025100	0.1
	2,000.00	000100	3.3				

**TABLE 8: BASE PRICE PAID TO GROWERS FOR GRAPES CRUSHED AND DELIVERED TO CALIFORNIA PROCESSORS FROM THE 2016 CROP WITH BRIX FACTORS AND PURCHASED TONNAGE, BY TYPE, VARIETY, REPORTING DISTRICT WHERE GROWN, AND WEIGHTED AVERAGE BASE PRICE**

District, Type, and Variety	Base Price	Brix	Tons	District, Type, and Variety	Base Price	Brix	Tons
	Per Ton	Factors			Per Ton	Factors	
	Dollars	Code a/			Dollars	Code a/	
<b>DISTRICT 10 (Cont'd)</b>					1,620.00	000100	0.3
Petit Verdot (Cont'd)	1,500.00	027800	0.7		1,678.00	024300	3.7
	1,500.00	067945	42.9		1,700.00	000100	2.1
	1,600.00	000100	4.1		1,700.00	011100	2.0
	1,700.00	000100	151.4		1,700.00	017600	3.7
	1,700.00	017600	2.2		1,800.00	000100	2.9
	1,750.00	000100	0.3		1,800.00	021500	2.9
	1,800.00	000100	1.3		2,000.00	000100	17.5
	1,900.00	000100	43.6		2,000.00	011400	2.2
	2,000.00	000100	2.0	Wtd. Avg. Base & Total Tons	1,785.57		47.5
	2,250.00	000100	1.7				
Wtd. Avg. Base & Total Tons	1,685.68		269.6	Pinotage	1,600.00	027500	1.9
				Wtd. Avg. Base & Total Tons	1,600.00		1.9
Petite Sirah	1,000.00	000100	34.2	Primitivo	850.00	000100	2.2
	1,000.00	027600	2.0		1,000.00	000100	1.0
	1,100.00	000100	2.1		1,000.00	021500	1.3
	1,150.00	024800	8.1		1,200.00	000100	5.8
	1,200.00	000100	1.6		1,200.00	017800	7.4
	1,200.00	013600	0.5		1,200.00	025100	3.1
	1,200.00	017400	2.7		1,200.00	027600	2.4
	1,200.00	021000	4.0		1,300.00	000100	16.1
	1,200.00	025100	1.7		1,400.00	000100	22.3
	1,209.67	000100	89.0		1,400.00	021000	3.5
	1,300.00	000100	5.2		1,400.00	024500	1.0
	1,300.00	020800	0.4		1,450.00	017600	4.0
	1,300.00	021000	2.1		1,500.00	000100	32.1
	1,350.00	000100	1.9		1,500.00	020800	0.8
	1,350.00	025100	2.2		1,550.00	000100	6.2
	1,390.00	000100	5.8		1,600.00	000100	6.5
	1,400.00	000100	42.0		1,600.00	027600	5.9
	1,400.00	014100	3.0		1,650.00	000100	3.1
	1,400.00	021500	0.8		1,650.00	011800	9.1
	1,400.00	021600	11.8		1,700.00	000100	1.5
	1,400.00	024500	4.6		1,750.00	000100	5.1
	1,400.00	024800	3.0		1,800.00	000100	2.3
	1,400.00	027800	3.5		2,000.00	000100	4.1
	1,407.91	019400	54.2		2,400.00	000100	0.4
	1,450.00	000100	3.3	Wtd. Avg. Base & Total Tons	1,457.64		147.2
	1,461.00	017600	7.2	Refosco *	1,800.00	000100	0.8
	1,481.41	025400	1.9	Wtd. Avg. Base & Total Tons	1,800.00		0.8
	1,500.00	000100	36.6	Sangiovese *	1,000.00	000100	0.7
	1,500.00	017600	2.1		1,000.00	021500	2.1
	1,500.00	021000	7.5		1,100.00	000100	9.7
	1,500.00	025100	3.5		1,100.00	024500	4.2
	1,500.00	067945	13.5		1,200.00	000100	2.0
	1,500.00	067967	12.1		1,200.00	001900	1.8
	1,575.00	064440	1.6		1,200.00	017600	3.2
	1,600.00	000100	97.7		1,200.00	024300	2.0
	1,600.00	025100	2.1		1,300.00	000100	2.0
	1,600.00	027500	2.5		1,350.00	017600	3.6
	1,600.00	027800	9.9		1,355.00	000100	8.2
	1,650.00	000100	5.3		1,400.00	000100	3.7
	1,700.00	000100	65.3		1,400.00	017400	7.7
	1,700.00	020800	6.0		1,400.00	021500	4.1
	1,750.00	000100	1.7		1,450.00	017600	5.7
	1,784.00	000100	1.9		1,500.00	000100	28.0
	1,800.00	000100	16.4		1,500.00	027800	3.8
	1,800.00	026800	5.4		1,550.00	017400	11.5
	1,900.00	000100	7.3		1,600.00	000100	20.0
	2,000.00	000100	43.6		1,600.00	020800	4.1
	2,075.00	000100	6.3		1,600.00	024800	3.0
	2,250.00	024800	8.7		1,620.00	000100	5.0
	2,276.03	024500	2.3		1,650.00	024300	3.5
	2,500.00	024800	1.0		1,650.00	027600	4.4
	2,500.00	029200	2.7		1,750.00	000100	5.5
	3,000.00	000100	2.8		1,750.00	021000	8.1
	3,300.00	021800	3.0		1,800.00	000100	10.3
Wtd. Avg. Base & Total Tons	1,526.89		667.6		2,000.00	000100	4.5
					2,500.00	000100	1.0
Pinot Noir	1,200.00	000100	0.7	Wtd. Avg. Base & Total Tons	1,506.84		173.4
	1,200.00	011300	0.4				
	1,500.00	000100	8.6				
	1,600.00	000100	0.5				

**TABLE 8: BASE PRICE PAID TO GROWERS FOR GRAPES CRUSHED AND DELIVERED TO CALIFORNIA PROCESSORS FROM THE 2016 CROP WITH BRIX FACTORS AND PURCHASED TONNAGE, BY TYPE, VARIETY, REPORTING DISTRICT WHERE GROWN, AND WEIGHTED AVERAGE BASE PRICE**

District, Type, and Variety	Base Price	Brix	Tons	District, Type, and Variety	Base Price	Brix	Tons
	Per Ton	Factors			Per Ton	Factors	
	Dollars	Code a/			Dollars	Code a/	
<b>DISTRICT 10 (Cont'd)</b>					2,200.00	013600	1.9
					2,300.00	000100	2.6
Souzao	2,100.00	000100	0.2		2,500.00	000100	2.0
Wtd. Avg. Base & Total Tons	2,100.00		0.2		3,000.00	000100	0.5
					3,300.00	021800	1.9
Syrah *	800.00	000100	10.2	Wtd. Avg. Base & Total Tons	1,487.13		1,075.0
	810.00	000100	5.3				
	900.00	000100	39.5	Tempranillo *	500.00	000100	0.4
	900.00	021200	5.9		1,100.00	017400	1.8
	903.39	000100	21.8		1,100.00	020800	0.6
	1,000.00	021200	1.0		1,100.00	021000	1.5
	1,000.00	024500	5.3		1,200.00	000100	4.9
	1,100.00	024500	2.3		1,200.00	017100	0.2
	1,156.54	000100	19.1		1,200.00	021500	7.1
	1,200.00	000100	31.5		1,209.67	000100	2.4
	1,200.00	002600	2.0		1,289.00	017800	14.7
	1,200.00	017000	5.0		1,300.00	000100	3.2
	1,200.00	017800	7.8		1,300.00	021000	1.9
	1,200.00	020800	1.5		1,400.00	000100	2.9
	1,200.00	024500	2.2		1,400.00	024500	2.0
	1,209.67	000100	96.4		1,500.00	000100	32.3
	1,250.00	000100	43.5		1,500.00	024500	1.0
	1,300.00	000100	4.5		1,500.00	025100	0.5
	1,300.00	021000	5.5		1,500.00	027800	4.9
	1,300.00	021200	1.0		1,550.00	017100	0.5
	1,300.00	024500	5.8		1,600.00	000100	10.2
	1,300.00	027800	5.1		1,600.00	017600	5.9
	1,350.00	000100	1.0		1,600.00	024800	5.9
	1,380.00	011300	1.0		1,700.00	000100	8.4
	1,400.00	003200	2.5		1,700.00	017200	1.0
	1,400.00	017600	8.9		1,700.00	017600	5.2
	1,400.00	021000	10.6		1,700.00	021600	1.5
	1,400.00	021200	1.7		1,800.00	000100	2.4
	1,400.00	021600	1.0		1,800.00	010700	4.6
	1,435.00	013100	6.1		1,800.00	017400	7.3
	1,450.00	011800	20.8		2,100.00	000100	0.1
	1,450.00	021000	4.0		2,400.00	000100	4.4
	1,500.00	000100	85.2		2,600.00	000100	7.1
	1,500.00	001900	1.8		3,000.00	000100	2.9
	1,500.00	019400	89.8	Wtd. Avg. Base & Total Tons	1,600.11		149.7
	1,500.00	020800	5.0				
	1,500.00	021000	1.2	Teroldego	1,200.00	000100	0.2
	1,500.00	021600	3.0		1,209.67	000100	12.9
	1,500.00	024500	39.6	Wtd. Avg. Base & Total Tons	1,209.52		13.1
	1,500.00	027600	2.1				
	1,500.00	027800	22.8	Tinta Cao	1,300.00	000100	5.3
	1,500.00	067945	44.5		2,100.00	000100	1.1
	1,539.47	000100	1.9	Wtd. Avg. Base & Total Tons	1,437.50		6.4
	1,550.00	000100	5.3				
	1,573.74	014100	3.0	Touriga Nacional *	1,200.00	007800	2.6
	1,600.00	000100	52.0		1,400.00	000100	5.2
	1,600.00	010600	2.0		1,500.00	000100	5.1
	1,600.00	024500	5.4		1,500.00	021000	3.1
	1,600.00	025100	3.0		1,700.00	000100	0.5
	1,600.00	025450	7.9		2,100.00	000100	1.7
	1,600.00	028000	2.0	Wtd. Avg. Base & Total Tons	1,490.11		18.2
	1,620.00	000100	3.4				
	1,650.00	000100	5.0	Trousseau *	1,800.00	000100	5.5
	1,688.15	017600	31.2		2,100.00	000100	0.2
	1,700.00	000100	126.5	Wtd. Avg. Base & Total Tons	1,810.53		5.7
	1,700.00	017600	1.0				
	1,750.00	000100	4.4	Zinfandel	350.00	064440	145.0
	1,800.00	000100	36.9		600.00	000100	90.6
	1,800.00	024800	1.3		800.00	000100	69.7
	1,850.00	000100	15.2		875.00	017800	7.0
	1,900.00	000100	11.4		900.00	000100	6.4
	1,975.00	000100	5.8		900.00	001900	13.2
	2,000.00	000100	9.7		903.39	000100	171.9
	2,000.00	024500	25.9		1,000.00	000100	41.9
	2,000.00	024800	4.6		1,000.00	001900	2.6
	2,000.00	028000	3.7		1,100.00	000100	5.3
	2,033.00	000100	18.5		1,100.00	021000	4.9
	2,200.00	000100	2.5				

**TABLE 8: BASE PRICE PAID TO GROWERS FOR GRAPES CRUSHED AND DELIVERED TO CALIFORNIA PROCESSORS FROM THE 2016 CROP WITH BRIX FACTORS AND PURCHASED TONNAGE, BY TYPE, VARIETY, REPORTING DISTRICT WHERE GROWN, AND WEIGHTED AVERAGE BASE PRICE**

District, Type, and Variety	Base Price	Brix	Tons	District, Type, and Variety	Base Price	Brix	Tons
	Per Ton	Factors			Per Ton	Factors	
	Dollars	Code a/			Dollars	Code a/	
<b>DISTRICT 10 (Cont'd)</b>					2,600.00	000100	7.0
Zinfandel (Cont'd)	1,100.00	024500	86.7		2,600.00	021000	6.8
	1,100.00	024800	7.1		2,600.00	023100	3.7
	1,169.40	000100	39.5		2,800.00	000100	9.5
	1,200.00	000100	27.5		3,250.00	000100	33.8
	1,200.00	001900	0.8	Wtd. Avg. Base & Total Tons	1,428.42		4,906.4
	1,200.00	004265	7.8				
	1,200.00	017000	1.0	Other Red b/	900.00	017800	4.3
	1,200.00	020800	368.9		950.00	017800	9.4
	1,200.00	021200	1.7		1,086.06	000100	26.7
	1,200.00	024500	11.0		1,100.00	017800	4.0
	1,209.67	000100	257.1		1,100.00	020800	5.8
	1,230.00	014100	10.4		1,200.00	000100	4.7
	1,250.00	000100	74.4		1,500.00	000100	5.7
	1,250.00	024500	2.7		1,750.00	000100	15.6
	1,300.00	000100	210.3		1,800.00	021500	0.5
	1,300.00	027500	43.7		2,100.00	000100	1.5
	1,300.00	027600	5.8	Wtd. Avg. Base & Total Tons	1,254.70		78.2
	1,300.00	067967	63.7				
	1,313.58	000100	5.0	<b>DISTRICT 11</b>			
	1,328.00	024300	2.7	<b>TABLE GRAPES</b>			
	1,336.16	000100	53.4	Flame Tokay	250.00	000100	42.1
	1,350.00	000100	3.5		300.00	000100	19.7
	1,400.00	000100	397.5	Wtd. Avg. Base & Total Tons	265.94		61.8
	1,400.00	003100	1.0				
	1,400.00	011800	1.1	<b>WINE GRAPES (WHITE)</b>			
	1,400.00	017600	5.8	Albarino	450.00	000100	46.8
	1,400.00	021000	23.8		1,000.00	000100	2.6
	1,400.00	021600	16.7		1,200.00	000100	15.7
	1,400.00	024500	19.3		1,400.00	000100	48.6
	1,400.00	029050	39.4		1,500.00	000100	21.6
	1,420.00	000100	3.0		1,500.00	018800	4.0
	1,450.00	000100	10.8		1,600.00	000100	17.3
	1,450.00	064440	48.1	Wtd. Avg. Base & Total Tons	1,127.84		156.6
	1,498.99	000100	29.7				
	1,500.00	000100	495.4	Burger *	275.00	004900	3,120.6
	1,500.00	021500	1.1	Wtd. Avg. Base & Total Tons	275.00		3,120.6
	1,500.00	024500	29.0				
	1,500.00	025100	6.4	Chardonnay *	200.00	000100	53.2
	1,500.00	027500	3.0		200.00	008200	24.0
	1,500.00	027800	16.7		250.00	000100	1,243.7
	1,504.39	000100	90.4		250.00	017200	3,009.2
	1,525.00	000100	30.2		275.00	000100	5.3
	1,545.00	000100	40.8		300.00	000100	3,906.1
	1,575.00	064440	2.4		350.00	060485	14.9
	1,600.00	000100	849.0		400.00	000100	289.2
	1,600.00	013800	0.8		400.00	013200	57.4
	1,600.00	024800	8.8		400.00	017200	571.2
	1,600.00	025100	35.5		400.00	020600	606.5
	1,600.00	029050	27.0		400.00	044490	200.6
	1,650.00	000100	22.2		400.00	050773	405.9
	1,650.00	003200	1.5		425.00	000100	887.4
	1,650.00	017600	8.2		450.00	000100	31,875.5
	1,700.00	000100	98.7		450.00	020600	2,557.5
	1,700.00	021600	2.8		450.00	044490	870.0
	1,700.00	024500	3.5		465.00	000100	462.6
	1,725.00	000100	22.3		469.86	000100	547.4
	1,750.00	000100	19.4		469.86	017000	810.0
	1,800.00	000100	129.8		475.00	000100	1,602.3
	1,800.00	017600	3.5		475.00	001900	2,684.4
	1,800.00	024400	18.3		475.00	013600	297.5
	1,800.00	067945	11.9		486.90	000100	1,039.6
	1,900.00	000100	62.1		500.00	000100	8,021.6
	1,927.00	000100	22.0		500.00	007600	322.3
	2,000.00	000100	220.1		500.00	013400	126.1
	2,000.00	021000	2.9		500.00	017000	25.0
	2,000.00	024500	79.3		500.00	019000	96.1
	2,000.00	024800	3.0		512.95	000100	7,361.3
	2,400.00	000100	18.5		525.00	000100	1,297.0
	2,400.00	021600	2.3		525.00	015500	2,159.7
	2,400.00	027800	8.3		525.00	044490	517.9
	2,461.54	000100	1.3		533.66	000100	152.7
	2,500.00	000100	7.8		533.96	000100	329.5

**TABLE 8: BASE PRICE PAID TO GROWERS FOR GRAPES CRUSHED AND DELIVERED TO CALIFORNIA PROCESSORS FROM THE 2016 CROP WITH BRIX FACTORS AND PURCHASED TONNAGE, BY TYPE, VARIETY, REPORTING DISTRICT WHERE GROWN, AND WEIGHTED AVERAGE BASE PRICE**

District, Type, and Variety	Base Price	Brix	Tons	District, Type, and Variety	Base Price	Brix	Tons
	Per Ton	Factors			Per Ton	Factors	
	Dollars	Code a/			Dollars	Code a/	
<b>DISTRICT 11 (Cont'd)</b>					300.00	007600	367.8
Chardonnay * (Cont'd)	536.93	000100	1,534.3		317.46	007600	254.3
	550.00	000100	28,546.5		325.00	000100	250.3
	550.00	001900	266.1	Wtd. Avg. Base & Total Tons	282.68		3,015.1
	550.00	017000	3,152.1				
	550.00	019000	88.2	Gewurztraminer	600.00	000100	76.5
	550.00	020800	190.7		650.00	000100	49.3
	552.00	000100	22.6		800.00	000100	4.8
	562.84	000100	675.2	Wtd. Avg. Base & Total Tons	626.23		130.6
	565.00	000100	442.1				
	566.21	000100	546.7	Gray Riesling *	600.00	000100	26.9
	567.97	000100	30.9	Wtd. Avg. Base & Total Tons	600.00		26.9
	571.05	000100	374.3				
	575.00	000100	859.9	Grenache Blanc	600.00	000100	42.4
	578.45	013400	62.8		750.00	000100	0.5
	578.46	013400	147.7		950.00	000100	6.5
	585.00	007800	273.9		1,600.00	000100	10.9
	585.27	000100	148.9		1,600.00	013800	2.2
	587.26	013400	190.3	Wtd. Avg. Base & Total Tons	847.20		62.5
	587.27	013400	233.9				
	600.00	000100	4,332.8	Malvasia Bianca	390.00	000100	567.1
	600.00	055570	234.3		415.00	000100	552.3
	600.00	060485	555.5	Wtd. Avg. Base & Total Tons	402.33		1,119.4
	605.30	000100	5.9				
	615.00	000100	356.0	Muscat Blanc *	300.00	017200	1,521.5
	615.15	000100	227.1		350.00	020800	15.7
	620.00	000100	496.3		400.00	000100	89.9
	625.00	000100	4.9		425.00	000100	182.4
	625.00	055570	236.1		450.00	000100	557.0
	629.00	060485	319.8		1,000.00	000100	6.5
	650.00	000100	979.7	Wtd. Avg. Base & Total Tons	350.85		2,373.0
	650.00	017200	48.0				
	650.00	024800	9.8	Muscat Orange	400.00	000100	435.3
	700.00	000100	1,938.8		450.00	000100	60.6
	700.00	018100	46.4		500.00	000100	101.5
	700.00	024800	367.1		550.00	000100	212.1
	704.72	013400	289.8		600.00	000100	87.0
	725.00	000100	133.5		600.00	058663	149.7
	738.75	013400	173.7	Wtd. Avg. Base & Total Tons	488.26		1,046.2
	750.00	000100	4,277.1				
	750.00	013400	73.4	Muscat of Alexandria	300.00	000100	474.1
	750.00	018100	40.0	Wtd. Avg. Base & Total Tons	300.00		474.1
	750.00	019100	357.4				
	757.70	013400	528.1	Pinot Gris *	350.00	000100	4,129.8
	761.05	019100	37.9		350.00	013400	2,356.2
	775.00	019100	445.4		400.00	000100	2,979.4
	825.00	000100	222.0		400.00	010700	5.0
	850.00	000100	2.0		400.00	013400	8,890.0
	973.90	000100	171.3		450.00	000100	27.0
	975.00	000100	5.0		500.00	010600	155.4
	975.00	018100	178.0		543.95	000100	375.1
	1,000.00	000100	8.7		550.00	000100	161.6
	1,000.00	013600	9.5		550.00	010650	428.7
	1,200.00	000100	5.1		550.00	010700	60.9
	1,200.00	017800	12.1		550.00	012900	70.3
	1,300.00	025100	4.0		550.00	013600	10.2
Wtd. Avg. Base & Total Tons	509.73		129,350.2		572.07	000100	1,511.5
					572.07	013100	209.4
Chenin Blanc	400.00	000100	611.7		572.07	017000	596.2
	450.00	038210	337.8		572.58	000100	580.7
	496.56	007600	174.2		575.00	000100	449.0
	498.56	007600	215.0		589.00	011800	6.9
	500.00	000100	3.2		600.00	000100	9,310.9
	550.00	000100	97.6		611.79	000100	155.4
	600.00	000100	4.0		615.00	000100	726.6
	825.00	024500	14.5		620.00	000100	1,698.5
	900.00	013600	1.3		622.16	009900	160.3
	2,000.00	000100	22.6		625.00	000100	5,717.4
Wtd. Avg. Base & Total Tons	476.68		1,481.9		625.00	001400	1,214.9
					625.00	040300	91.5
French Colombard	150.00	000100	112.4		625.27	000100	1,188.5
	275.00	000100	1,842.6		629.85	000100	165.8
	300.00	000100	187.7		630.08	000100	1,545.3

**TABLE 8: BASE PRICE PAID TO GROWERS FOR GRAPES CRUSHED AND DELIVERED TO CALIFORNIA PROCESSORS FROM THE 2016 CROP WITH BRIX FACTORS AND PURCHASED TONNAGE, BY TYPE, VARIETY, REPORTING DISTRICT WHERE GROWN, AND WEIGHTED AVERAGE BASE PRICE**

District, Type, and Variety	Base Price	Brix	Tons	District, Type, and Variety	Base Price	Brix	Tons
	Per Ton	Factors			Per Ton	Factors	
	Dollars	Code a/			Dollars	Code a/	
<b>DISTRICT 11 (Cont'd)</b>					425.00	000100	76.1
Pinot Gris * (Cont'd)	631.63	009900	292.3		450.00	000100	248.5
	640.00	011100	21.1		700.00	025100	4.6
	650.00	000100	10,968.3		975.00	018100	27.3
	650.00	001600	659.2	Wtd. Avg. Base & Total Tons	394.48		1,705.4
	650.00	044450	1,041.8				
	652.75	000100	48.1	Torrontes	1,350.00	000100	10.4
	656.53	000100	601.3		1,350.00	009300	3.1
	675.00	017200	587.4		1,400.00	000100	7.1
	685.00	000100	406.0		1,400.00	014000	3.0
	700.00	000100	724.2		1,400.00	017000	1.6
	750.00	000100	127.1	Wtd. Avg. Base & Total Tons	1,373.21		25.2
	825.00	000100	71.0				
	880.00	000100	337.1	Verdejo	1,000.00	000100	21.6
	885.15	010900	21.4		1,400.00	000100	3.7
	900.00	000100	3.2		1,500.00	011100	6.9
	900.00	010900	183.7	Wtd. Avg. Base & Total Tons	1,153.11		32.2
	950.00	000100	2.0				
	1,110.00	000100	22.8	Verdelho	450.00	000100	1,083.3
	1,185.00	000100	419.3		500.00	000100	35.6
	1,325.00	000100	4.0		550.00	000100	115.2
Wtd. Avg. Base & Total Tons	558.14		61,519.7		550.00	017000	53.3
					600.00	000100	1,263.1
Roussanne	600.00	018100	27.1		800.00	000100	23.0
	900.00	000100	1.7		1,000.00	000100	27.4
	1,000.00	000100	6.9		1,275.00	000100	10.7
	1,200.00	017000	3.0		1,350.00	000100	7.9
Wtd. Avg. Base & Total Tons	731.01		38.7		1,350.00	013600	2.5
					1,400.00	000100	10.0
Sauvignon Blanc	350.00	017200	781.4		1,550.00	000100	1.9
	400.00	000100	533.0		1,600.00	000100	3.9
	450.00	000100	452.1		1,600.00	011100	2.9
	475.00	000100	173.7	Wtd. Avg. Base & Total Tons	551.80		2,640.7
	490.00	000100	2,190.5				
	500.00	000100	475.1	Vermentino *	500.00	000100	362.6
	500.00	009300	9.7		550.00	000100	415.1
	505.70	000100	28.8		600.00	000100	33.8
	505.89	000100	475.9		1,500.00	000100	3.7
	515.00	000100	270.6	Wtd. Avg. Base & Total Tons	534.14		815.2
	515.89	000100	183.7				
	523.00	011800	10.5	Viognier	200.00	000100	214.2
	524.09	000100	390.1		215.00	000100	104.5
	525.00	000100	520.3		350.00	000100	1,038.9
	540.00	000100	683.7		400.00	000100	156.0
	550.00	000100	6,480.4		400.00	048470	905.8
	554.45	000100	428.1		400.00	069655	1,013.6
	561.42	000100	1,060.6		425.00	000100	29.4
	565.00	000100	353.0		425.00	021000	24.7
	575.00	000100	224.7		445.00	066157	1,004.3
	600.00	000100	3.1		450.00	000100	59.2
	600.00	019200	84.9		499.21	000100	35.4
	600.00	045268	186.8		500.00	000100	321.3
	650.00	000100	105.2		500.00	069620	190.0
	650.00	045268	24.5		500.00	070593	201.5
	700.00	000100	20.1		510.94	000100	319.8
	700.00	009900	295.9		525.00	000100	446.0
	725.00	000100	70.6		532.26	000100	67.6
	750.00	000100	67.9		540.00	069620	579.8
	800.00	000100	2.0		550.00	000100	921.3
	800.00	013400	49.2		550.00	017000	46.6
	800.00	018100	107.7		550.00	069206	173.8
	808.00	045268	70.6		550.00	069620	63.5
	1,000.00	000100	2.6		550.00	069650	540.0
Wtd. Avg. Base & Total Tons	530.12		16,817.0		575.00	000100	662.6
					585.39	000100	254.3
Semillon	465.00	000100	225.6		600.00	017000	2.0
	515.00	000100	610.1		614.66	000100	476.0
Wtd. Avg. Base & Total Tons	501.50		835.7		650.00	000100	2.3
					750.00	027800	291.6
Symphony	300.00	000100	92.7		800.00	000100	44.2
	325.00	020800	89.2		800.00	017200	3.1
	325.00	022700	331.5		975.00	018100	23.9
	400.00	000100	835.5		1,000.00	000100	2.1

**TABLE 8: BASE PRICE PAID TO GROWERS FOR GRAPES CRUSHED AND DELIVERED TO CALIFORNIA PROCESSORS FROM THE 2016 CROP WITH BRIX FACTORS AND PURCHASED TONNAGE, BY TYPE, VARIETY, REPORTING DISTRICT WHERE GROWN, AND WEIGHTED AVERAGE BASE PRICE**

District, Type, and Variety	Base Price	Brix	Tons	District, Type, and Variety	Base Price	Brix	Tons
	Per Ton	Factors			Per Ton	Factors	
	Dollars	Code a/			Dollars	Code a/	
<b>DISTRICT 11 (Cont'd)</b>				Wtd. Avg. Base & Total Tons	596.36		1,439.4
Viognier (Cont'd)	1,000.00	020800	3.0				
	1,600.00	000100	4.0	Cabernet Franc	200.00	013800	16.2
Wtd. Avg. Base & Total Tons	484.31		10,226.3		450.00	062590	1,032.7
					500.00	000100	597.2
White Riesling *	200.00	000100	141.2		700.00	017800	55.7
	215.00	000100	195.7		700.00	024500	0.4
	225.00	000100	178.9		750.00	017800	44.0
	225.00	017200	723.6		750.00	067945	57.0
	275.00	043220	79.3		775.00	017800	34.1
	300.00	000100	52.3		800.00	000100	3.0
	325.00	048600	99.6		800.00	011800	0.2
	350.00	000100	504.3		800.00	017800	42.8
	450.00	000100	26.8		800.00	020800	1.7
	500.00	000100	1,195.4		800.00	067945	59.5
	515.00	000100	230.0		900.00	000100	1.4
	600.00	000100	562.3		1,350.00	000100	7.4
	615.00	000100	720.0		1,650.00	000100	1.8
	650.00	000100	5.2	Wtd. Avg. Base & Total Tons	515.57		1,955.1
	900.00	009300	1.3				
Wtd. Avg. Base & Total Tons	431.03		4,715.9	Cabernet Sauvignon	150.00	000100	367.0
					200.00	000100	301.5
Other White b/	200.00	000100	95.5		200.00	013800	368.9
	385.00	000100	118.0		210.00	000100	1,018.3
	400.00	000100	692.2		250.00	013100	23.6
	900.00	000100	4.7		250.00	021200	23.6
	900.00	006650	0.6		300.00	000100	566.9
	900.00	010900	4.2		350.00	000100	2,462.5
	1,300.00	000100	1.8		375.00	017200	2,611.5
	1,550.00	011100	4.0		381.45	000100	23.5
Wtd. Avg. Base & Total Tons	389.25		921.0		400.00	000100	6,684.2
					400.00	017200	3,051.0
<b>WINE GRAPES (RED)</b>					400.00	020800	19.9
Alicante Bouschet *	200.00	000100	40.6		400.00	021200	23.9
	250.00	000100	74.8		400.00	064440	144.6
	425.00	058653	166.2		415.00	000100	37.5
	450.00	000100	1,163.9		415.00	066152	336.4
	450.00	021000	22.6		450.00	000100	162.6
	450.00	058653	134.1		450.00	017200	1,841.4
	450.00	067525	200.0		450.00	064440	362.0
	500.00	000100	327.0		500.00	000100	2,891.3
	650.00	000100	43.2		500.00	011700	20.0
	800.00	000100	76.8		500.00	017200	365.2
	950.00	000100	59.6		500.00	023000	143.7
	950.00	017800	3.1		505.00	000100	27.1
	1,000.00	018900	2.0		525.91	000100	122.6
	1,100.00	000100	3.0		550.00	000100	1,028.6
	1,200.00	000100	5.6		575.00	020800	20.1
Wtd. Avg. Base & Total Tons	476.35		2,322.5		600.00	000100	6,056.5
					600.00	017200	1,624.4
Barbera	116.91	011500	2.5		600.00	017800	79.1
	200.00	021600	11.3		600.00	066152	508.6
	375.00	000100	62.8		600.00	066158	10,285.8
	450.00	000100	96.5		614.20	000100	4,378.8
	465.00	066157	42.2		615.00	066157	1,624.2
	500.00	000100	258.8		616.99	000100	76.9
	525.00	000100	72.5		620.00	000100	308.4
	568.19	021000	3.1		625.00	062590	1,105.9
	573.28	000100	221.9		640.00	066157	448.8
	600.00	021600	10.5		643.68	000100	21.8
	616.42	000100	354.2		650.00	000100	1,865.6
	750.00	000100	230.6		650.00	021200	509.2
	750.00	011800	19.0		650.00	024300	735.3
	750.00	025100	4.3		650.00	062590	284.6
	900.00	000100	6.2		650.00	066148	1,845.3
	900.00	020800	1.9		650.00	066151	374.3
	1,050.00	000100	9.3		650.00	066152	166.0
	1,200.00	000100	16.3		650.00	066157	7,415.4
	1,250.00	000100	9.4		650.00	067550	79.4
	1,350.00	000100	1.1		655.97	000100	4,651.0
	1,400.00	024500	1.2		655.97	017000	937.5
	1,500.00	023500	1.7		655.97	020800	1,685.3
	1,750.00	021000	2.1		661.12	000100	40.8



**TABLE 8: BASE PRICE PAID TO GROWERS FOR GRAPES CRUSHED AND DELIVERED TO CALIFORNIA PROCESSORS FROM THE 2016 CROP WITH BRIX FACTORS AND PURCHASED TONNAGE, BY TYPE, VARIETY, REPORTING DISTRICT WHERE GROWN, AND WEIGHTED AVERAGE BASE PRICE**

District, Type, and Variety	Base Price	Brix	Tons	District, Type, and Variety	Base Price	Brix	Tons
	Per Ton	Factors			Per Ton	Factors	
	Dollars	Code a/			Dollars	Code a/	
<b>DISTRICT 11 (Cont'd)</b>					1,000.00	025100	503.2
Cabernet Sauvignon (Cont'd)	664.48	000100	638.0		1,000.00	064440	127.0
	665.00	066123	183.5		1,000.00	067945	248.1
	665.00	066148	255.2		1,016.00	000100	2.5
	665.00	066157	3,602.2		1,025.00	000100	531.7
	665.38	000100	139.0		1,026.31	000100	373.5
	667.00	066157	483.2		1,050.00	025100	137.7
	675.00	000100	14,967.5		1,052.11	000100	69.2
	675.00	003100	245.6		1,075.00	000100	268.3
	675.00	021000	127.5		1,100.00	000100	4.9
	675.00	021200	954.2		1,100.00	014100	6.1
	675.00	021500	161.3		1,100.00	017800	4.4
	675.00	061300	109.3		1,100.00	025100	1.9
	675.00	064788	57.5		1,125.51	025100	832.7
	675.00	064800	94.3		1,125.52	025100	563.6
	682.25	000100	1,553.8		1,144.28	000100	103.9
	683.26	000100	262.0		1,194.25	000100	148.6
	683.26	061300	74.5		1,200.00	000100	16.7
	685.00	000100	48.4		1,325.00	025100	4.6
	687.50	024800	10.0		1,400.00	000100	38.5
	690.00	066157	842.2		1,500.00	000100	16.1
	690.41	000100	386.3		1,575.00	021200	19.8
	692.81	000100	413.1		1,650.00	000100	3.0
	696.96	000100	323.7		2,000.00	000100	1.9
	700.00	000100	5,996.1		5,900.00	025100	6.1
	700.00	002600	1,176.1	Wtd. Avg. Base & Total Tons	645.33		140,733.8
	700.00	018100	370.7				
	700.00	020800	23.8	Cargnane	325.00	000100	52.3
	700.00	021000	294.5		400.00	000100	3.0
	700.00	024500	0.9		450.00	000100	59.9
	700.00	067945	353.4		450.00	066123	229.9
	700.53	000100	667.0		463.85	000100	72.8
	703.17	000100	71.0		463.85	007600	452.4
	709.11	000100	58.6		470.00	000100	17.4
	720.22	023000	193.4		475.00	018100	26.9
	725.00	000100	671.0		500.00	000100	23.3
	731.19	023000	622.5		650.00	024500	1.6
	732.25	000100	277.9		800.00	000100	4.6
	750.00	000100	14,517.2		900.00	000100	21.3
	750.00	017800	240.1		1,000.00	024500	1.1
	750.00	023000	498.9		1,200.00	000100	2.5
	750.00	024300	49.7		1,200.00	011400	7.5
	750.00	025100	25.4	Wtd. Avg. Base & Total Tons	472.93		976.5
	750.48	000100	97.3				
	753.00	000100	73.1	Carmenere	975.00	018100	10.2
	755.71	022900	50.0	Wtd. Avg. Base & Total Tons	975.00		10.2
	775.00	000100	791.2				
	785.00	000100	15.3	Charbono	900.00	011100	2.1
	800.00	000100	4,809.8	Wtd. Avg. Base & Total Tons	900.00		2.1
	800.00	018100	79.9				
	800.00	023000	261.6	Cinsaut *	975.00	000100	5.2
	800.00	024500	2.4		975.00	018100	38.8
	800.00	025100	200.4		1,000.00	000100	1.0
	800.00	067945	625.3		1,061.00	000100	1.1
	816.01	000100	634.1		1,440.00	000100	6.7
	825.00	000100	779.3		1,500.00	000100	37.9
	830.00	067967	23.9		1,600.00	000100	7.3
	845.00	000100	325.6		1,800.00	000100	14.5
	850.00	000100	506.0		2,000.00	000100	5.5
	850.00	018100	86.2	Wtd. Avg. Base & Total Tons	1,358.86		118.0
	850.00	067945	563.1				
	875.00	000100	401.3	Dolcetto	200.00	013800	22.3
	875.00	023000	267.1		800.00	000100	17.4
	900.00	000100	120.3		800.00	011800	3.0
	900.00	025100	138.9	Wtd. Avg. Base & Total Tons	486.65		42.7
	920.07	023000	790.6				
	926.22	022900	17.5	Dornfelder	617.00	066157	276.5
	944.64	022900	212.0	Wtd. Avg. Base & Total Tons	617.00		276.5
	950.00	000100	517.5				
	950.00	021000	17.4	Graciano	617.00	066157	150.8
	1,000.00	000100	86.0		900.00	020800	1.4
	1,000.00	013600	1.4		1,400.00	000100	4.4
	1,000.00	014100	6.5		1,400.00	021600	3.9

**TABLE 8: BASE PRICE PAID TO GROWERS FOR GRAPES CRUSHED AND DELIVERED TO CALIFORNIA PROCESSORS FROM THE 2016 CROP WITH BRIX FACTORS AND PURCHASED TONNAGE, BY TYPE, VARIETY, REPORTING DISTRICT WHERE GROWN, AND WEIGHTED AVERAGE BASE PRICE**

District, Type, and Variety	Base Price	Brix	Tons	District, Type, and Variety	Base Price	Brix	Tons
	Per Ton	Factors			Per Ton	Factors	
	Dollars	Code a/			Dollars	Code a/	
<b>DISTRICT 11 (Cont'd)</b>					1,550.00	021500	5.2
Graciano (Cont'd)	1,600.00	000100	9.7	Wtd. Avg. Base & Total Tons	624.61		15,871.0
Wtd. Avg. Base & Total Tons	713.53		170.2				
Grenache *	450.00	000100	540.5	Mataro *	800.00	020800	1.0
	800.00	000100	6.5		900.00	000100	7.8
	800.00	009200	2.3		1,000.00	000100	9.8
	800.00	009300	3.8		1,400.00	000100	6.1
	800.00	025100	6.5		1,500.00	024800	4.1
	850.00	024500	5.1	Wtd. Avg. Base & Total Tons	1,121.88		28.8
	900.00	000100	33.0				
	1,000.00	000100	86.9	Merlot	70.00	000100	71.9
	1,000.00	013500	10.3		150.00	013400	126.7
	1,000.00	017800	10.0		250.00	000100	76.8
	1,050.00	000100	17.4		300.00	000100	13.0
	1,200.00	000100	8.2		300.00	017200	1,256.8
	1,200.00	017200	1.1		328.25	000100	42.5
	1,200.00	024800	2.2		350.00	013600	253.0
	1,350.00	000100	1.9		350.00	017200	443.0
	1,400.00	000100	18.4		350.00	064440	122.7
	1,400.00	029740	2.8		400.00	000100	1,048.0
	1,500.00	017000	4.0		400.00	017200	912.0
	1,550.00	000100	4.9		400.00	020700	3.5
	1,550.00	021500	2.4		400.00	021200	320.8
Wtd. Avg. Base & Total Tons	626.62		768.2		400.00	023000	213.8
					400.00	059590	498.9
Malbec	160.00	000100	59.2		425.00	000100	648.3
	200.00	013800	44.7		450.00	000100	1,019.7
	250.00	000100	160.8		450.00	013400	45.7
	265.00	000100	33.2		450.00	021000	222.8
	350.00	000100	319.5		450.00	021200	280.5
	400.00	000100	313.2		450.00	021500	333.3
	400.00	017200	750.4		450.00	059590	268.9
	450.00	000100	397.6		450.00	064440	599.0
	450.00	067625	171.7		475.00	066176	8,630.1
	500.00	000100	185.4		485.00	000100	68.3
	525.00	000100	208.9		490.00	066157	504.1
	550.00	000100	252.9		500.00	000100	7,181.1
	550.00	020800	90.2		500.00	011700	17.8
	600.00	000100	438.4		500.00	020800	466.2
	625.00	000100	179.2		500.00	021500	350.4
	640.86	020800	218.3		500.00	023100	215.5
	650.00	000100	3,403.5		508.00	000100	117.9
	650.00	026700	9.4		525.00	000100	2,017.1
	650.00	061300	174.2		535.95	000100	211.8
	650.00	066123	604.1		540.00	000100	6.1
	650.00	066152	1,639.0		548.17	000100	482.8
	650.00	066157	601.4		548.71	000100	571.2
	655.00	000100	690.3		548.92	000100	411.9
	660.58	000100	237.3		550.00	000100	14,456.2
	665.00	000100	100.0		550.00	059590	1,130.1
	667.00	066157	1,173.6		550.00	066123	1,607.0
	670.00	066152	562.5		550.00	066157	1,193.7
	690.00	066148	600.0		552.84	000100	322.8
	700.00	000100	535.0		556.59	000100	2,963.3
	700.56	000100	78.2		565.00	066123	2,685.2
	725.00	000100	49.0		565.00	066157	157.3
	750.00	000100	1,336.9		570.00	066157	356.9
	750.00	024500	2.1		573.30	023000	48.5
	800.00	000100	51.6		575.00	000100	3,870.1
	800.00	017800	51.6		582.03	023000	217.3
	800.00	020800	24.7		583.11	000100	971.4
	800.00	067945	39.8		595.00	000100	727.1
	850.00	000100	2.8		598.71	000100	159.7
	1,100.00	000100	4.0		598.74	000100	882.7
	1,200.00	000100	3.0		600.00	000100	2,271.5
	1,200.00	024800	6.2		600.00	022700	164.7
	1,350.00	000100	8.4		600.00	066157	916.2
	1,350.00	014100	10.5		601.52	000100	685.2
	1,400.00	000100	19.8		603.58	000100	226.7
	1,450.00	000100	6.0		615.00	066123	344.5
	1,475.00	021200	10.8		640.00	066148	1,018.2
	1,500.00	000100	6.5		650.00	000100	1,019.6
					650.00	023000	153.3

**TABLE 8: BASE PRICE PAID TO GROWERS FOR GRAPES CRUSHED AND DELIVERED TO CALIFORNIA PROCESSORS FROM THE 2016 CROP WITH BRIX FACTORS AND PURCHASED TONNAGE, BY TYPE, VARIETY, REPORTING DISTRICT WHERE GROWN, AND WEIGHTED AVERAGE BASE PRICE**

District, Type, and Variety	Base Price	Brix	Tons	District, Type, and Variety	Base Price	Brix	Tons
	Per Ton	Factors			Per Ton	Factors	
	Dollars	Code a/			Dollars	Code a/	
<b>DISTRICT 11 (Cont'd)</b>					1,325.00	025100	2.1
Merlot (Cont'd)	650.00	066157	171.2		1,400.00	021500	1.0
	650.13	000100	652.5		1,550.00	017800	5.1
	656.31	023000	121.8		1,600.00	000100	1.9
	700.00	000100	398.8		1,650.00	000100	1.6
	700.00	025100	251.4	Wtd. Avg. Base & Total Tons	687.87		10,430.5
	750.00	000100	1,408.7				
	750.00	014100	1.9	Petite Sirah	184.24	000100	21.7
	750.00	024800	6.9		200.00	017900	8.1
	775.00	000100	360.3		400.00	059590	306.4
	800.00	000100	114.7		450.00	000100	209.4
	809.78	022900	211.6		500.00	017200	315.5
	850.00	000100	1,705.6		500.00	024600	21.0
	850.00	025100	6.0		525.00	000100	101.6
	1,000.00	000100	1.0		558.62	000100	150.8
	1,025.00	025100	4.0		558.62	061300	595.0
	1,100.00	017800	3.2		575.00	000100	799.3
	1,200.00	000100	1.0		590.58	000100	50.5
	1,300.00	000100	3.0		600.00	000100	601.9
	1,325.00	027800	9.8		600.00	017200	775.2
	1,400.00	000100	4.1		650.00	000100	1,480.3
	1,500.00	000100	3.1		650.00	024800	4.8
Wtd. Avg. Base & Total Tons	541.26		74,063.7		650.00	059590	480.4
					671.25	000100	23.9
Mission	800.00	000100	6.3		671.25	061250	87.4
	900.00	000100	4.6		681.79	000100	171.8
Wtd. Avg. Base & Total Tons	842.20		10.9		700.00	000100	1,788.1
					700.00	017800	31.3
Monastrell	1,600.00	021500	4.9		700.00	020800	3.8
Wtd. Avg. Base & Total Tons	1,600.00		4.9		700.00	021600	9.3
					725.00	066152	612.8
Montepulciano	200.00	013600	7.3		725.00	066157	7,142.7
	778.68	000100	25.4		750.00	000100	3,806.1
	1,100.00	000100	18.5		750.00	066157	845.9
Wtd. Avg. Base & Total Tons	812.27		51.2		750.00	069100	157.7
					750.00	069130	211.6
Muscat Hamburg *	675.00	000100	17.3		765.00	000100	198.7
	700.00	000100	118.8		765.00	066168	248.7
	750.00	000100	35.3		765.00	069130	445.9
Wtd. Avg. Base & Total Tons	707.77		171.4		775.00	000100	1,013.0
					775.00	021200	97.7
Nebbiolo	1,000.00	000100	1.0		775.00	021500	359.3
Wtd. Avg. Base & Total Tons	1,000.00		1.0		775.00	061250	89.1
					784.00	067945	99.2
Nero D'Avola *	1,100.00	000100	12.1		790.58	000100	372.4
Wtd. Avg. Base & Total Tons	1,100.00		12.1		792.31	000100	677.9
					792.31	020800	325.9
Petit Verdot	350.00	017200	819.4		800.00	000100	2,949.7
	450.00	000100	661.5		800.00	002600	54.4
	465.00	000100	59.8		800.00	011800	5.0
	600.00	000100	264.8		800.00	066168	130.9
	625.00	000100	256.1		810.33	000100	397.1
	679.54	000100	68.2		825.00	000100	434.0
	700.00	000100	220.5		844.00	000100	4.8
	725.00	000100	1,482.9		850.00	000100	163.5
	725.00	066123	4,916.4		850.00	017800	107.1
	734.00	067945	36.4		850.00	023000	549.4
	750.00	021200	4.1		850.00	066168	204.0
	750.00	066157	647.9		850.00	069130	145.0
	800.00	000100	3.6		855.22	000100	24.5
	800.00	017800	51.0		861.52	023000	24.3
	800.00	020800	1.9		869.64	000100	521.4
	834.00	018100	97.1		874.64	023000	121.3
	834.00	067945	129.2		875.00	000100	157.7
	850.00	066151	410.7		880.81	023000	196.6
	900.00	000100	1.0		884.00	018100	961.9
	900.00	025100	8.8		884.00	067945	2,196.3
	950.00	023000	105.2		892.84	018100	43.6
	975.00	000100	61.2		900.00	000100	459.4
	975.00	018100	8.8		900.00	014100	21.0
	1,000.00	000100	17.9		900.00	017800	70.3
	1,075.00	000100	74.6		900.00	025100	16.6
	1,200.00	000100	9.8		935.75	023000	25.3

**TABLE 8: BASE PRICE PAID TO GROWERS FOR GRAPES CRUSHED AND DELIVERED TO CALIFORNIA PROCESSORS FROM THE 2016 CROP WITH BRIX FACTORS AND PURCHASED TONNAGE, BY TYPE, VARIETY, REPORTING DISTRICT WHERE GROWN, AND WEIGHTED AVERAGE BASE PRICE**

District, Type, and Variety	Base Price	Brix	Tons	District, Type, and Variety	Base Price	Brix	Tons
	Per Ton	Factors			Per Ton	Factors	
	Dollars	Code a/			Dollars	Code a/	
<b>DISTRICT 11 (Cont'd)</b>					1,320.89	021000	11.3
Petite Sirah (Cont'd)	945.00	000100	137.6		1,400.00	000100	35.1
	950.00	000100	417.6		1,400.00	021600	9.6
	950.00	023000	542.0	Wtd. Avg. Base & Total Tons	1,223.71		99.5
	950.00	067967	105.6				
	975.00	018100	229.9	Refosco *	250.00	017200	469.5
	1,000.00	000100	17.3	Wtd. Avg. Base & Total Tons	250.00		469.5
	1,000.00	013600	1.1				
	1,000.00	067945	55.6	Rubired *	325.00	017200	405.3
	1,050.00	000100	51.8		350.00	000100	237.3
	1,100.00	000100	9.2	Wtd. Avg. Base & Total Tons	334.23		642.6
	1,100.00	017800	4.9				
	1,100.00	018100	32.8	Ruby Cabernet	350.00	061300	475.7
	1,150.00	000100	10.1		500.00	000100	160.1
	1,200.00	000100	53.6	Wtd. Avg. Base & Total Tons	387.77		635.8
	1,200.00	023500	2.0				
	1,300.00	000100	3.8	Sagrantino	1,100.00	000100	9.7
	1,350.00	000100	3.1	Wtd. Avg. Base & Total Tons	1,100.00		9.7
	1,400.00	000100	36.4				
	1,400.00	017400	1.0	Sangiovese *	325.00	017200	778.9
	1,400.00	021600	6.3		450.00	000100	44.9
	1,463.48	067945	157.2		475.00	000100	377.7
	1,475.00	024500	4.7		500.00	000100	142.0
	1,550.00	000100	3.2		522.00	007600	54.1
	1,550.00	017600	10.2		650.00	011800	5.8
	1,550.00	017800	7.6		725.00	000100	23.8
	1,600.00	000100	2.1		750.00	000100	134.2
Wtd. Avg. Base & Total Tons	759.16		36,633.9		800.00	000100	28.2
					800.00	020800	2.7
Pinot Noir	400.00	000100	1,614.8		850.00	025100	7.2
	400.00	017200	3,475.3		900.00	021600	6.9
	500.00	000100	164.2		1,000.00	000100	10.0
	500.00	017200	312.1		1,000.00	023500	2.2
	600.00	000100	1,262.5		1,000.00	024800	8.0
	625.00	000100	1,979.6		1,100.00	017800	5.0
	625.00	063860	108.0		1,100.00	024800	4.8
	625.00	066174	6,293.3	Wtd. Avg. Base & Total Tons	453.25		1,636.4
	625.00	067420	347.9				
	650.00	000100	16.6	Segalin	300.00	017200	389.5
	650.00	059590	590.4	Wtd. Avg. Base & Total Tons	300.00		389.5
	654.12	020800	1,006.5				
	679.61	000100	386.1	Souzao	200.00	017600	6.8
	679.61	020800	190.2		550.00	000100	7.2
	700.00	000100	1,896.1		625.00	000100	99.4
	700.00	020800	197.9		750.00	000100	0.5
	700.00	059590	532.8		800.00	018100	69.6
	725.00	026700	86.1		800.00	067945	22.9
	750.00	000100	2,355.4		890.41	000100	22.7
	750.00	002600	383.1		900.00	018100	13.2
	800.00	000100	2,837.4		1,000.00	000100	1.6
	800.00	002600	130.6		1,250.00	000100	1.6
	800.00	064440	24.1		1,300.00	000100	3.5
	850.00	059590	191.5		1,400.00	000100	4.3
	900.00	000100	827.5	Wtd. Avg. Base & Total Tons	742.53		253.3
	934.25	064440	113.0				
	950.00	027800	142.9	Syrah *	200.00	017600	14.5
	975.00	018100	2.3		300.00	000100	426.7
	1,025.00	021000	318.8		300.00	024500	72.3
	1,032.86	000100	202.1		350.00	000100	30.2
	1,075.00	002200	86.7		375.00	000100	166.2
	1,100.00	002200	524.3		400.00	000100	662.0
	1,130.00	006650	76.4		400.00	024500	20.8
	1,400.00	000100	33.6		450.00	000100	878.2
	1,500.00	000100	25.0		450.00	024500	48.1
	1,526.00	011800	2.4		450.00	064440	45.1
Wtd. Avg. Base & Total Tons	654.60		28,737.5		450.00	066157	712.8
					458.41	000100	175.9
Pinotage	1,300.00	000100	8.1		465.00	066157	883.7
Wtd. Avg. Base & Total Tons	1,300.00		8.1		475.00	000100	1,170.6
					475.00	017800	13.9
Primitivo	450.00	000100	11.7		475.00	021500	155.7
	1,000.00	021600	9.4		475.00	066157	224.4
	1,320.89	000100	22.4		490.00	066157	324.0

**TABLE 8: BASE PRICE PAID TO GROWERS FOR GRAPES CRUSHED AND DELIVERED TO CALIFORNIA PROCESSORS FROM THE 2016 CROP WITH BRIX FACTORS AND PURCHASED TONNAGE, BY TYPE, VARIETY, REPORTING DISTRICT WHERE GROWN, AND WEIGHTED AVERAGE BASE PRICE**

District, Type, and Variety	Base Price	Brix	Tons	District, Type, and Variety	Base Price	Brix	Tons
	Per Ton	Factors			Per Ton	Factors	
	Dollars	Code a/			Dollars	Code a/	
<b>DISTRICT 11 (Cont'd)</b>					850.00	025100	9.6
Syrah * (Cont'd)	494.51	000100	2,184.5		900.00	000100	5.0
	500.00	000100	1,755.8		1,000.00	017800	2.3
	500.00	011700	4.2		1,100.00	000100	5.0
	500.00	066157	71.7		1,250.00	000100	5.9
	508.77	000100	164.4		1,300.00	000100	68.5
	510.41	000100	248.5		1,325.00	025100	2.3
	525.00	000100	1,349.0		1,350.00	000100	2.2
	540.00	000100	1.9		1,400.00	000100	26.0
	550.00	000100	947.7		1,400.00	023500	3.2
	550.00	002600	308.8		1,400.00	024500	3.9
	550.00	066157	392.7		1,400.00	024800	2.0
	600.00	000100	1,018.6		1,500.00	017600	24.7
	600.00	018100	38.8		1,500.00	021500	30.4
	600.00	020800	2.0		1,550.00	000100	6.0
	600.00	059590	101.5		1,600.00	000100	2.0
	600.00	066157	624.7		2,900.00	000100	11.6
	650.00	014100	1.0	Wtd. Avg. Base & Total Tons	699.84		1,554.8
	700.00	000100	439.7				
	700.00	018100	169.5	Teroldego	650.00	000100	0.9
	700.00	067945	65.6		700.00	000100	25.2
	707.00	025100	19.5		739.89	000100	50.1
	707.00	067945	66.6		750.00	000100	23.6
	800.00	000100	42.4		750.00	066123	3,391.7
	800.00	024800	1.2		807.00	000100	20.0
	875.00	000100	0.5		875.00	000100	177.5
	900.00	017800	4.9		1,000.00	000100	6.5
	900.00	024500	2.4		1,200.00	021600	4.1
	950.00	000100	21.6		1,250.00	000100	2.3
	975.00	018100	283.0		1,325.00	024500	1.1
	1,000.00	000100	16.3		1,500.00	021000	1.0
	1,100.00	024500	15.1		1,600.00	000100	0.9
	1,150.00	000100	5.4		1,650.00	000100	1.2
	1,350.00	000100	2.5		1,675.00	021200	2.1
	1,400.00	024500	4.0		2,000.00	017400	2.2
	1,700.00	000100	29.5	Wtd. Avg. Base & Total Tons	759.17		3,710.4
	2,075.16	025100	6.5				
Wtd. Avg. Base & Total Tons	518.84		16,437.1	Tinta Cao	550.00	000100	7.6
					840.00	000100	2.5
Tannat	500.00	023400	0.8		1,250.00	000100	3.1
	550.00	000100	439.6		1,300.00	000100	8.0
	550.00	024500	0.5		1,350.00	000100	1.9
	600.00	000100	645.2	Wtd. Avg. Base & Total Tons	1,000.87		23.1
	600.00	017200	475.4				
	600.00	061250	161.5	Touriga Nacional *	300.00	000100	24.5
	600.00	066157	68.4		550.00	000100	17.8
	612.61	000100	51.0		700.00	000100	1,757.5
	625.00	000100	123.1		840.00	000100	5.8
	650.00	000100	231.7		1,250.00	000100	6.5
	700.00	067945	45.4		1,300.00	000100	16.8
	750.00	000100	111.6		1,400.00	000100	6.2
	800.00	018100	95.9	Wtd. Avg. Base & Total Tons	703.45		1,835.1
	800.00	067945	80.1				
	1,200.00	000100	2.0	Trousseau *	350.00	000100	23.1
	1,400.00	000100	17.0		550.00	000100	4.2
	1,675.00	021200	4.5	Wtd. Avg. Base & Total Tons	380.77		27.3
Wtd. Avg. Base & Total Tons	627.15		2,553.7				
				Zinfandel	160.00	000100	218.5
Tempranillo *	116.91	011500	1.0		200.00	000100	339.1
	300.00	000100	66.6		200.00	013600	189.8
	400.00	000100	34.1		200.00	017800	54.9
	500.00	023400	4.3		200.00	023000	26.2
	500.00	070300	149.8		250.00	000100	1,148.0
	550.00	000100	4.0		250.00	009100	1,727.3
	600.00	000100	601.6		250.00	024500	100.4
	600.00	043900	53.6		275.00	006400	504.8
	600.00	061250	144.7		300.00	000100	2,263.7
	600.00	066157	165.3		300.00	000800	515.8
	750.00	025100	6.0		300.00	007900	169.7
	800.00	000100	90.2		300.00	009100	2,495.6
	800.00	020700	1.6		325.00	000100	234.0
	800.00	020800	19.3		325.00	006650	921.6
	850.00	000100	2.1		350.00	000100	332.8

**TABLE 8: BASE PRICE PAID TO GROWERS FOR GRAPES CRUSHED AND DELIVERED TO CALIFORNIA PROCESSORS FROM THE 2016 CROP WITH BRIX FACTORS AND PURCHASED TONNAGE, BY TYPE, VARIETY, REPORTING DISTRICT WHERE GROWN, AND WEIGHTED AVERAGE BASE PRICE**

District, Type, and Variety	Base Price	Brix	Tons	District, Type, and Variety	Base Price	Brix	Tons
	Per Ton	Factors			Per Ton	Factors	
	Dollars	Code a/			Dollars	Code a/	
<b>DISTRICT 11 (Cont'd)</b>					800.00	024500	11.7
Zinfandel (Cont'd)	350.00	000800	1,072.4		800.00	025100	67.9
	350.00	009100	593.6		800.00	066157	1,656.4
	350.00	067981	11.2		800.00	067550	564.8
	400.00	000100	256.0		800.00	067945	99.4
	400.00	007600	3,944.9		800.00	069125	1,492.3
	400.00	024500	10.7		801.68	000100	595.3
	425.00	000100	53.4		808.00	064440	86.6
	425.00	024500	6.2		808.00	067945	154.6
	435.00	000100	604.5		810.00	018100	629.9
	450.00	000100	6,155.3		810.00	067945	1,196.9
	450.00	007600	511.3		815.00	066157	360.4
	450.00	020800	178.4		815.00	069130	863.4
	500.00	000100	423.5		821.49	000100	272.8
	500.00	011700	37.2		821.90	000100	207.7
	500.00	011800	1.3		822.40	000100	0.7
	500.00	023400	3.9		825.00	025100	20.8
	500.00	024500	12.4		825.25	000100	252.9
	500.00	024800	151.9		826.83	000100	200.4
	542.70	007900	48.0		833.69	000100	69.7
	550.00	000100	3,892.3		850.00	000100	9,393.6
	550.00	021000	199.1		850.00	013800	1.0
	550.00	024500	0.5		850.00	014100	20.0
	550.00	024800	1,278.2		850.00	018100	45.6
	550.96	007900	1,987.0		850.00	021200	126.5
	565.00	000100	754.8		850.00	027800	289.3
	575.00	000100	9,311.8		850.00	066157	6,079.6
	600.00	000100	2,765.6		850.00	067550	964.0
	600.00	024500	134.4		853.95	000100	40.9
	600.00	064440	194.4		862.86	000100	34.6
	600.00	066157	238.7		865.00	069110	145.3
	600.00	067945	10.4		865.00	069130	366.0
	615.00	066157	235.7		873.00	067967	140.7
	625.00	000100	91.9		875.00	000100	132.9
	625.00	067550	600.3		895.00	000100	356.0
	650.00	000100	541.7		900.00	000100	8,189.9
	650.00	017800	53.5		900.00	014100	1.0
	650.00	024500	1.2		900.00	017800	252.5
	650.00	026500	34.3		900.00	018100	378.1
	650.00	066175	19,763.8		900.00	021600	9.7
	650.00	067945	161.5		900.00	067945	409.4
	665.00	066157	365.6		900.00	069485	11.4
	675.00	000100	141.2		901.63	000100	5.4
	675.00	017800	49.8		909.00	018100	79.3
	675.00	067550	342.3		909.00	067945	25.6
	700.00	000100	3,994.1		934.03	000100	104.6
	700.00	017800	24.5		950.00	000100	203.1
	700.00	025100	64.8		950.00	024800	24.2
	700.00	029125	90.0		950.00	067967	91.1
	700.00	066157	1,002.1		950.00	069130	484.4
	700.00	067550	345.8		959.50	069485	237.2
	704.22	000100	81.4		975.00	000100	433.8
	707.00	067945	13.3		975.00	018100	1,236.2
	720.00	066157	457.6		1,000.00	000100	978.3
	725.00	000100	2,843.7		1,000.00	017800	17.7
	728.80	000100	63.3		1,000.00	018100	157.8
	728.80	021000	7.4		1,000.00	021600	11.3
	745.00	000100	144.3		1,000.00	024800	190.8
	746.27	021600	26.8		1,000.00	025100	56.8
	750.00	000100	3,679.2		1,000.00	064405	9.2
	750.00	002600	449.0		1,000.00	067945	85.3
	750.00	017800	98.7		1,016.62	000100	17.2
	750.00	018100	24.1		1,025.00	000100	107.5
	750.00	024300	172.7		1,050.00	000100	559.0
	750.00	026400	170.8		1,050.00	018100	225.8
	750.00	066157	1,083.4		1,050.00	021600	3.5
	750.00	067550	665.1		1,050.00	067945	799.9
	750.00	067945	44.9		1,057.27	000100	34.9
	765.44	000100	77.9		1,075.00	013600	18.5
	774.81	000100	346.6		1,075.31	022900	174.1
	800.00	000100	2,254.5		1,086.09	000100	48.5
	800.00	002600	159.1		1,100.00	000100	6,713.8
	800.00	021200	121.2		1,100.00	017800	2.1

**TABLE 8: BASE PRICE PAID TO GROWERS FOR GRAPES CRUSHED AND DELIVERED TO CALIFORNIA PROCESSORS FROM THE 2016 CROP WITH BRIX FACTORS AND PURCHASED TONNAGE, BY TYPE, VARIETY, REPORTING DISTRICT WHERE GROWN, AND WEIGHTED AVERAGE BASE PRICE**

District, Type, and Variety	Base Price	Brix	Tons	District, Type, and Variety	Base Price	Brix	Tons
	Per Ton	Factors			Per Ton	Factors	
	Dollars	Code a/			Dollars	Code a/	
<b>DISTRICT 11 (Cont'd)</b>					400.00	015500	7,918.2
Zinfandel (Cont'd)	1,100.00	020800	232.4		425.00	000100	4,214.3
	1,100.00	021600	27.9		425.00	020800	586.6
	1,100.00	024800	193.2		425.00	055570	827.9
	1,100.00	025100	9.5		450.00	000100	6,051.8
	1,101.63	000100	123.6		450.00	011800	6.0
	1,125.51	025100	96.1		450.00	013200	144.0
	1,145.00	000100	1,266.2		460.00	000100	735.6
	1,150.00	000100	5.0		480.00	000100	920.1
	1,150.00	021600	1.6		500.00	000100	1,029.0
	1,150.00	024500	4.2		525.00	044490	1,610.9
	1,200.00	000100	1,567.3		550.00	000100	723.8
	1,200.00	021600	14.1		550.00	001900	289.1
	1,200.00	023100	3.2		550.00	020800	272.7
	1,200.00	024800	215.4		550.00	044490	3,116.3
	1,200.00	025100	74.6		600.00	000100	2,038.4
	1,200.00	067945	45.7		600.00	011400	6.3
	1,300.00	000100	494.6		688.45	019100	22.6
	1,300.00	011500	3.4		700.00	019100	164.7
	1,300.00	017800	4.2	Wtd. Avg. Base & Total Tons	436.35		40,458.2
	1,300.00	021600	9.2				
	1,350.00	021600	8.7	Chenin Blanc	250.00	013600	236.2
	1,375.00	000100	12.1		275.00	013600	1,666.2
	1,400.00	000100	16.1		390.00	000100	2,234.3
	1,400.00	023500	2.0		450.00	000100	42.3
	1,425.00	025100	6.0	Wtd. Avg. Base & Total Tons	336.84		4,179.0
	1,500.00	000100	144.4				
	1,500.00	016900	2.1	French Colombard	250.00	000100	566.0
	1,500.00	024500	2.4		250.00	038200	2,137.5
	1,550.00	000100	11.0		292.90	000100	38.1
	1,600.00	000100	16.7		325.00	000100	90.6
	1,600.00	021600	3.8		365.00	000100	190.0
	1,650.00	000100	9.9	Wtd. Avg. Base & Total Tons	260.02		3,022.2
	1,700.00	021500	4.1				
	1,700.00	021600	8.2	Gewurztraminer	250.00	000100	597.1
	1,750.00	000100	33.2	Wtd. Avg. Base & Total Tons	250.00		597.1
	1,800.00	000100	47.6				
	1,800.00	021500	3.9	Malvasia Bianca	350.00	000100	399.0
	1,800.00	021600	10.4		365.00	000100	185.3
	2,300.00	000100	22.6		400.00	000100	149.4
	2,400.00	000100	31.2		500.00	000100	155.4
Wtd. Avg. Base & Total Tons	706.71		141,091.9		620.00	017800	19.3
					630.90	015700	122.1
Other Red b/	325.00	000100	508.0	Wtd. Avg. Base & Total Tons	420.91		1,030.5
	400.00	000100	44.2				
	750.00	000100	4.8	Muscat Orange	400.00	000100	159.1
	900.00	000100	5.0		450.00	000100	67.7
	1,200.00	000100	3.0		500.00	000100	649.2
	1,250.00	000100	5.0		600.00	025100	0.4
	1,300.00	000100	13.0	Wtd. Avg. Base & Total Tons	478.03		876.4
	1,350.00	000100	8.3				
	1,400.00	000100	3.9	Muscat of Alexandria	150.00	000100	222.1
Wtd. Avg. Base & Total Tons	393.64		595.2		160.00	000100	50.2
					250.00	000100	1,000.0
<b>DISTRICT 12</b>					290.00	000100	157.0
<b>RAISIN GRAPES</b>					300.00	000100	1,376.0
Thompson Seedless	225.00	000100	99.8		300.00	017000	850.6
Wtd. Avg. Base & Total Tons	225.00		99.8	Wtd. Avg. Base & Total Tons	400.00	000100	1,413.8
					309.76		5,069.7
<b>TABLE GRAPES</b>							
Other Table b/	1,000.00	000100	3.0	Pinot Gris *	350.00	000100	7,734.9
Wtd. Avg. Base & Total Tons	1,000.00		3.0		350.00	013400	10,869.9
					400.00	000100	5,405.5
<b>WINE GRAPES (WHITE)</b>					400.00	013400	3,118.2
Burger *	275.00	000100	784.0		450.00	013400	1,190.0
Wtd. Avg. Base & Total Tons	275.00		784.0		475.00	000100	23.3
					500.00	000100	6,954.9
Chardonnay *	210.00	000100	38.9		510.00	000100	494.2
	250.00	000100	2,265.5		522.27	000100	271.1
	250.00	017200	372.1		535.00	000100	774.6
	365.00	000100	503.7		550.00	000100	1,816.5
	375.00	000100	4,264.3		550.00	044450	2,073.9
	400.00	000100	2,335.4		600.00	000100	3,780.0

**TABLE 8: BASE PRICE PAID TO GROWERS FOR GRAPES CRUSHED AND DELIVERED TO CALIFORNIA PROCESSORS FROM THE 2016 CROP WITH BRIX FACTORS AND PURCHASED TONNAGE, BY TYPE, VARIETY, REPORTING DISTRICT WHERE GROWN, AND WEIGHTED AVERAGE BASE PRICE**

District, Type, and Variety	Base Price	Brix	Tons	District, Type, and Variety	Base Price	Brix	Tons
	Per Ton	Factors			Per Ton	Factors	
	Dollars	Code a/			Dollars	Code a/	
<b>DISTRICT 12 (Cont'd)</b>					300.00	064440	146.8
Pinot Gris * (Cont'd)	600.00	009300	90.4		315.00	000100	202.8
	600.00	011400	2.1		350.00	000100	1,531.1
	600.00	013100	248.2		350.00	017200	420.7
Wtd. Avg. Base & Total Tons	431.80		44,847.7		375.00	000100	700.0
					375.00	064440	1,325.7
Sauvignon Blanc	365.00	000100	286.2		400.00	000100	3,946.4
	400.00	000100	3,330.7		400.00	017200	634.4
	450.00	000100	142.1		400.00	066151	592.0
	500.00	000100	243.0		450.00	000100	2,422.3
	500.00	013100	95.4		450.00	017200	2,389.8
	550.00	042700	1,012.4		450.00	062590	2,334.2
	600.00	011400	4.0		450.00	066152	948.4
	650.00	017000	0.3		450.00	066157	6,859.7
Wtd. Avg. Base & Total Tons	435.91		5,114.1		465.00	066151	517.7
					473.00	021200	432.8
Symphony	265.00	000100	1,384.8		500.00	000100	2,737.0
	450.00	000100	213.7		500.00	020800	103.1
Wtd. Avg. Base & Total Tons	289.73		1,598.5		500.00	023000	777.3
					500.00	066152	71.7
Torrontes	1,250.00	000100	7.1		510.00	000100	330.1
Wtd. Avg. Base & Total Tons	1,250.00		7.1		515.00	066157	840.0
					515.00	067625	80.5
Verdelho	1,275.00	000100	20.6		525.00	000100	3,733.9
Wtd. Avg. Base & Total Tons	1,275.00		20.6		525.00	062590	1,250.2
					525.00	064440	268.6
Viognier	200.00	000100	50.7		550.00	000100	69.7
	215.00	000100	248.5		550.00	020800	784.9
	325.00	000100	101.0		550.00	066157	980.0
	340.00	000100	1,200.0		550.00	069110	976.8
	400.00	000100	58.6		560.00	000100	3,365.0
	450.00	000100	500.0		565.00	000100	3,623.0
	550.00	000100	219.9		565.00	021200	413.0
	550.00	048470	1,218.9		565.00	066151	193.6
	600.00	011400	1.7		565.00	066152	840.9
Wtd. Avg. Base & Total Tons	429.30		3,599.3		565.00	066157	2,523.0
					575.00	020800	325.1
White Riesling *	250.00	000100	3,049.3		583.63	021200	209.0
	275.00	017200	473.1		585.00	066151	1,043.7
	400.00	000100	489.1		600.00	000100	1,522.6
	450.00	000100	681.4		600.00	011400	3.5
Wtd. Avg. Base & Total Tons	297.19		4,692.9		625.00	000100	1,224.3
					625.00	002600	453.8
<b>WINE GRAPES (RED)</b>					625.00	059700	3.9
Aglianico	1,200.00	011800	2.0		625.00	060485	334.7
	1,200.00	023500	2.0		635.74	021500	239.2
Wtd. Avg. Base & Total Tons	1,200.00		4.0		700.00	000100	22.7
					750.00	000100	115.5
Alicante Bouschet *	800.00	000100	1.5		750.00	022800	1.1
	850.00	000100	7.7		800.00	000100	200.6
Wtd. Avg. Base & Total Tons	841.85		9.2		800.00	022900	485.1
					850.00	000100	211.5
Arinarnoa	350.00	000100	868.4		1,000.00	000100	1.0
Wtd. Avg. Base & Total Tons	350.00		868.4	Wtd. Avg. Base & Total Tons	494.53		56,728.5
Barbera	900.00	029200	3.1	Carignane	400.00	000100	18.6
	1,000.00	000100	10.0		1,000.00	024800	6.0
	1,200.00	021200	2.0	Wtd. Avg. Base & Total Tons	546.34		24.6
	1,500.00	000100	1.1				
Wtd. Avg. Base & Total Tons	1,039.51		16.2	Ciliegiolo	625.00	059700	4.2
					1,200.00	000100	2.4
Blaufraenkisch *	900.00	000100	1.1	Wtd. Avg. Base & Total Tons	834.09		6.6
Wtd. Avg. Base & Total Tons	900.00		1.1				
				Counoise	1,200.00	000100	2.3
Cabernet Franc	1,900.00	021200	1.0	Wtd. Avg. Base & Total Tons	1,200.00		2.3
Wtd. Avg. Base & Total Tons	1,900.00		1.0				
				Dornfelder	300.00	017200	602.1
Cabernet Sauvignon	150.00	000100	23.0		900.00	000100	2.0
	150.00	045950	134.8	Wtd. Avg. Base & Total Tons	301.99		604.1
	160.00	000100	186.3				
	215.00	000100	296.2	Freisa	625.00	059700	1.1
	250.00	000100	18.2	Wtd. Avg. Base & Total Tons	625.00		1.1
	300.00	000100	305.6				



**TABLE 8: BASE PRICE PAID TO GROWERS FOR GRAPES CRUSHED AND DELIVERED TO CALIFORNIA PROCESSORS FROM THE 2016 CROP WITH BRIX FACTORS AND PURCHASED TONNAGE, BY TYPE, VARIETY, REPORTING DISTRICT WHERE GROWN, AND WEIGHTED AVERAGE BASE PRICE**

District, Type, and Variety	Base Price	Brix	Tons	District, Type, and Variety	Base Price	Brix	Tons
	Per Ton	Factors			Per Ton	Factors	
	Dollars	Code a/			Dollars	Code a/	
<b>DISTRICT 12 (Cont'd)</b>				Nero D'Avola *			
Graciano	1,400.00	000100	1.5		625.00	059700	25.4
Wtd. Avg. Base & Total Tons	1,400.00		1.5		1,200.00	000100	2.2
					1,500.00	000100	3.6
Grenache *	150.00	000100	16.4	Wtd. Avg. Base & Total Tons	766.51		31.2
	275.00	000100	650.0				
	365.00	000100	208.4	Petit Verdot	585.00	066151	1,263.9
	375.00	000100	83.5		590.00	066157	344.9
	400.00	000100	250.8		600.00	055570	45.9
	400.00	033980	56.2		625.00	000100	1,003.0
	405.00	000100	493.4		625.00	002600	262.2
	500.00	000100	49.2		625.00	063600	674.9
	500.00	011800	1.1		700.00	064440	154.7
	650.00	000100	2.4		750.00	000100	210.9
	1,000.00	024500	2.4		800.00	000100	626.6
	1,350.00	000100	9.7	Wtd. Avg. Base & Total Tons	900.00	011800	0.8
	1,400.00	000100	9.2		643.32		4,587.8
	1,550.00	000100	4.9	Petite Sirah	400.00	000100	664.5
Wtd. Avg. Base & Total Tons	366.73		1,837.6		400.00	017200	2,063.3
					500.00	000100	23.0
Malbec	475.00	020800	247.6		500.00	017200	783.7
	800.00	000100	113.8		585.00	066151	2,113.2
	1,500.00	000100	2.1		590.00	066151	190.4
Wtd. Avg. Base & Total Tons	582.67		363.5		590.00	066157	526.8
					600.00	000100	1,624.5
Mataro *	300.00	017200	481.9		600.00	059590	1,298.6
	725.00	000100	25.1		615.00	021200	30.3
	900.00	011800	1.0		625.00	000100	3,494.2
	1,200.00	000100	1.0		625.00	002600	403.6
Wtd. Avg. Base & Total Tons	323.90		509.0		650.00	000100	509.7
					700.00	000100	98.4
Merlot	200.00	000100	151.5		700.00	064440	137.1
	275.00	000100	498.7		750.00	000100	244.7
	350.00	017200	2,425.0		750.00	024800	1.8
	350.00	066151	2,541.3		800.00	000100	108.5
	375.00	013400	36.9		800.00	021200	86.2
	375.00	066152	400.2	Wtd. Avg. Base & Total Tons	1,500.00	027600	6.4
	375.00	066157	1,163.8		569.71		14,408.9
	400.00	066151	309.6				
	400.00	069110	2,757.9	Pinot Noir	200.00	000100	608.3
	415.00	000100	297.6		215.00	000100	52.4
	425.00	000100	566.9		400.00	000100	5,477.6
	450.00	000100	1,000.3		400.00	017200	5,264.6
	450.00	059590	892.9		415.00	000100	425.2
	450.00	064440	689.2		415.00	066157	449.7
	465.00	066151	224.8		445.00	066151	420.0
	475.00	060485	110.4		450.00	000100	3,682.1
	500.00	066157	184.4		500.00	017200	803.0
	515.00	066151	789.9		525.00	000100	687.2
	522.91	000100	698.8		550.00	000100	97.2
	550.00	000100	117.2		600.00	000100	133.1
	550.00	011800	1.0	Wtd. Avg. Base & Total Tons	650.00	059590	172.4
	550.00	059590	3,548.8		418.35		18,272.8
	560.00	000100	1,392.5	Primitivo	900.00	000100	3.0
	565.00	000100	1,495.5		1,500.00	027800	1.3
	585.00	066151	906.1	Wtd. Avg. Base & Total Tons	1,081.40		4.3
	590.00	066157	1,252.2				
	600.00	011400	4.3	Rubired *	225.00	058668	2,019.7
	840.55	022900	23.0		265.00	058668	373.1
	855.96	022900	248.3		265.00	062418	1,776.5
Wtd. Avg. Base & Total Tons	462.04		24,729.0		290.00	062429	232.2
					325.00	017200	1,114.5
Montepulciano	625.00	059700	1.8	Wtd. Avg. Base & Total Tons	263.53		5,516.0
	788.00	021200	91.0				
Wtd. Avg. Base & Total Tons	1,200.00	023500	4.2	Ruby Cabernet	225.00	000100	62.3
	802.81		97.0		400.00	048180	614.9
					600.00	000100	251.3
Muscat Hamburg *	700.00	000100	144.2		1,000.00	000100	72.9
Wtd. Avg. Base & Total Tons	700.00		144.2	Wtd. Avg. Base & Total Tons	482.98		1,001.4
Negroamaro	1,200.00	000100	5.0	Sagrantino	625.00	059700	3.1
Wtd. Avg. Base & Total Tons	1,200.00		5.0		1,200.00	023500	2.3

**TABLE 8: BASE PRICE PAID TO GROWERS FOR GRAPES CRUSHED AND DELIVERED TO CALIFORNIA PROCESSORS FROM THE 2016 CROP WITH BRIX FACTORS AND PURCHASED TONNAGE, BY TYPE, VARIETY, REPORTING DISTRICT WHERE GROWN, AND WEIGHTED AVERAGE BASE PRICE**

District, Type, and Variety	Base Price	Brix	Tons	District, Type, and Variety	Base Price	Brix	Tons
	Per Ton	Factors			Per Ton	Factors	
	Dollars	Code a/			Dollars	Code a/	
<b>DISTRICT 12 (Cont'd)</b>					1,200.00	021800	1.2
Sagrantino (Cont'd)	1,200.00	024800	1.0		1,500.00	000100	16.5
Wtd. Avg. Base & Total Tons	921.48		6.4	Wtd. Avg. Base & Total Tons	372.10		18,577.5
Sangiovese *	500.00	000100	1.0	Other Red b/	200.00	000100	8.8
	600.00	011400	3.1		400.00	000100	175.3
	800.00	000100	58.5		625.00	048180	323.6
	829.64	021200	2.0		625.00	059700	1.9
Wtd. Avg. Base & Total Tons	786.68		64.6	Wtd. Avg. Base & Total Tons	540.26		509.6
Syrah *	160.00	000100	26.7	<b>DISTRICT 13</b>			
	325.00	000100	245.8	<b>RAISIN GRAPES</b>			
	325.00	017200	528.6	Fiesta	100.00	000100	2,906.2
	328.25	000100	229.9		160.00	001700	144.2
	350.00	066157	554.8		175.00	000100	3,400.1
	365.00	000100	365.2		200.00	000100	1,680.0
	400.00	000100	4,044.7		200.00	001900	272.1
	450.00	000100	382.4		200.00	038700	1,772.0
	500.00	000100	536.8		303.00	000100	1,143.3
	505.00	000100	865.8	Wtd. Avg. Base & Total Tons	176.71		11,317.9
	525.00	000100	156.8	Thompson Seedless	160.00	000100	18.7
	600.00	027800	2.9		175.00	000100	892.6
	650.00	000100	49.1		200.00	000100	11,285.3
Wtd. Avg. Base & Total Tons	409.34		7,989.5		200.00	001400	2,660.8
Tannat	350.00	000100	851.0		200.00	001700	1,691.0
	625.00	059700	2.9		200.00	011300	1,132.2
	750.00	027600	1.0		200.00	017400	738.6
	900.00	025300	1.4		200.00	038680	590.5
Wtd. Avg. Base & Total Tons	352.30		856.3		200.00	038700	7,904.2
Tempranillo *	1,200.00	028000	1.0		210.00	000100	130.7
Wtd. Avg. Base & Total Tons	1,200.00		1.0		225.00	000100	15,455.2
Teroldego	550.00	000100	33.8		250.00	011400	4.7
	585.00	066151	388.3		275.00	000100	63.7
	600.00	000100	70.0		340.00	010900	1,041.4
	600.00	064440	116.8		347.50	000100	1,500.0
	800.00	000100	48.4		347.50	001900	1,500.0
	850.00	000100	2.1		350.00	001900	1,423.3
Wtd. Avg. Base & Total Tons	604.08		659.4	Wtd. Avg. Base & Total Tons	224.39		48,032.9
Touriga Nacional *	600.00	011400	2.0	Other Raisin b/	400.00	000100	5.1
	625.00	059700	7.3	Wtd. Avg. Base & Total Tons	400.00		5.1
	1,200.00	028100	2.0	<b>TABLE GRAPES</b>			
	1,250.00	000100	11.9	Allison	100.00	000100	62.3
Wtd. Avg. Base & Total Tons	993.00		23.2	Wtd. Avg. Base & Total Tons	100.00		62.3
Zinfandel	100.00	009100	134.3	Autumn King	190.00	038690	61.4
	150.00	000100	138.9	Wtd. Avg. Base & Total Tons	190.00		61.4
	150.00	045950	123.4	Autumn Royal	50.00	000100	5.3
	160.00	000100	16.5		175.00	001700	64.3
	165.00	000100	23.8	Wtd. Avg. Base & Total Tons	165.48		69.6
	200.00	024400	365.3	Crimson Seedless *	100.00	001700	42.1
	250.00	000100	550.7		300.00	001700	57.4
	250.00	009100	1,961.2	Wtd. Avg. Base & Total Tons	215.38		99.5
	275.00	000100	258.3	Flame Seedless *	175.00	011300	15.9
	275.00	033980	65.9	Wtd. Avg. Base & Total Tons	175.00		15.9
	285.00	000100	1,596.3	Malaga *	200.00	000100	14.0
	300.00	009100	1,313.7	Wtd. Avg. Base & Total Tons	200.00		14.0
	350.00	000100	3,454.1	Ribier	300.00	001700	59.0
	350.00	033980	405.3	Wtd. Avg. Base & Total Tons	300.00		59.0
	390.00	000100	1,337.9	Ruby Seedless *	175.00	038680	360.3
	400.00	000100	414.1	Wtd. Avg. Base & Total Tons	175.00		360.3
	400.42	000100	339.6	Scarlet	100.00	001700	41.6
	450.00	000100	65.7	Wtd. Avg. Base & Total Tons	100.00		41.6
	450.00	033980	974.6				
	500.00	000100	4,419.4				
	500.00	067550	504.6				
	600.00	000100	5.2				
	600.00	011400	6.2				
	900.00	000100	80.8				
	1,000.00	027600	4.0				

**TABLE 8: BASE PRICE PAID TO GROWERS FOR GRAPES CRUSHED AND DELIVERED TO CALIFORNIA PROCESSORS FROM THE 2016 CROP WITH BRIX FACTORS AND PURCHASED TONNAGE, BY TYPE, VARIETY, REPORTING DISTRICT WHERE GROWN, AND WEIGHTED AVERAGE BASE PRICE**

District, Type, and Variety	Base Price	Brix	Tons	District, Type, and Variety	Base Price	Brix	Tons
	Per Ton	Factors			Per Ton	Factors	
	Dollars	Code a/			Dollars	Code a/	
<b>DISTRICT 13 (Cont'd)</b>					323.20	009300	681.5
Other Table b/	400.00	000100	5.4		325.00	000100	613.1
Wtd. Avg. Base & Total Tons	400.00		5.4		340.00	000100	5,132.0
<b>WINE GRAPES (WHITE)</b>					340.00	009300	1,181.4
Albarino	400.00	011400	4.8		380.14	010900	333.9
	575.00	000100	15.9		385.00	000100	109.8
Wtd. Avg. Base & Total Tons	534.42		20.7		450.00	000100	821.6
Burger *	200.00	000100	231.6		462.34	010900	48.5
	265.00	000100	17,791.6		463.05	010900	23.7
	265.50	000100	2,566.6		465.19	010900	23.1
	280.00	000100	1,406.8		465.90	010900	23.8
Wtd. Avg. Base & Total Tons	265.33		21,996.6		466.62	010900	27.3
					475.17	010900	150.0
Chardonnay *	200.00	000100	83.4	Wtd. Avg. Base & Total Tons	1,000.00	020800	0.9
	200.00	038700	169.7		315.60		18,088.4
	250.00	000100	160.6	French Colombard	150.00	000100	87.7
	250.00	017200	134.0		200.00	038700	537.1
	300.00	000100	1,494.4		225.00	010600	1,218.9
	300.00	017200	483.9		225.00	011100	3,704.1
	300.00	044490	1,127.1		250.00	000100	59,695.9
	350.00	000100	20,802.2		250.00	009000	18,745.2
	350.00	015500	8,446.7		250.00	009100	796.7
	350.00	044490	7,409.7		250.00	034990	6,478.0
	350.00	055570	467.0		250.00	037435	59,008.8
	365.00	000100	838.9		263.36	009400	5,487.9
	373.02	013600	1,505.6		265.00	000100	60,007.9
	375.00	000100	3,912.6		265.00	039675	24.3
	390.00	001900	213.4		269.08	000100	1,925.6
	392.00	013400	1,486.2		271.81	000100	1,537.8
	394.93	000100	673.9		275.00	000100	1,044.4
	395.00	000100	1,360.7		275.00	010900	1,362.0
	400.00	000100	16,472.5		275.00	037435	6,006.7
	400.00	020600	1,027.7		285.00	000100	901.6
	400.00	044490	2,248.5		285.00	042690	232.8
	410.00	000100	969.4		292.90	000100	1,251.8
	415.00	000100	414.3		300.00	000100	11,158.4
	416.50	000100	218.9		300.00	011100	1,298.0
	416.50	013600	330.5		300.00	037435	1,263.6
	418.00	001900	478.9		300.00	039200	1,567.8
	418.00	013400	897.9		310.00	000100	4,674.7
	418.00	013600	44.1		325.00	000100	900.7
	421.93	013600	946.6		350.00	007600	804.2
	421.96	001900	2,007.6		350.00	007800	304.3
	424.32	013400	157.9		350.00	011100	712.5
	425.00	000100	1,293.9		385.00	000100	156.4
	428.41	000100	1,227.5		400.00	000100	864.6
	440.00	000100	1,233.7	Wtd. Avg. Base & Total Tons	425.00	013800	242.6
	448.60	001900	1,413.1		260.54		254,003.0
	450.00	044490	872.4	Grenache Blanc	1,000.00	000100	1.8
	450.95	000100	1,406.9		1,000.00	011100	1.0
	465.00	000100	89.2	Wtd. Avg. Base & Total Tons	1,000.00		2.8
	481.02	019100	48.1	Malvasia Bianca	300.00	001900	87.4
	589.55	019100	23.8		550.00	000100	9.5
	590.45	019100	23.9		773.43	015700	388.2
	601.27	019100	87.6		775.00	000100	1.7
	670.00	000100	89.3		1,000.00	020800	2.0
Wtd. Avg. Base & Total Tons	1,000.00	000100	2.4	Wtd. Avg. Base & Total Tons	685.37		488.8
	376.74		84,796.6	Marsanne	1,000.00	000100	3.8
Chenin Blanc	200.00	038700	293.3	Wtd. Avg. Base & Total Tons	1,000.00		3.8
	250.00	008900	1,083.2	Muscat Blanc *	200.00	017200	245.4
	250.00	013600	1,612.9		275.00	012550	640.2
	275.00	000100	2,288.3		300.00	000100	637.1
	290.00	000100	175.7		300.00	017200	169.4
	300.00	000100	832.8		325.00	000100	1,871.4
	300.00	008950	191.2		350.00	000100	170.6
	300.00	037435	947.8		350.00	011400	1.8
	300.00	037450	761.3		350.00	015200	1,253.6
	315.00	000100	383.9		375.00	000100	97.9
	315.00	042690	170.8				
	316.50	000100	176.6				

**TABLE 8: BASE PRICE PAID TO GROWERS FOR GRAPES CRUSHED AND DELIVERED TO CALIFORNIA PROCESSORS FROM THE 2016 CROP WITH BRIX FACTORS AND PURCHASED TONNAGE, BY TYPE, VARIETY, REPORTING DISTRICT WHERE GROWN, AND WEIGHTED AVERAGE BASE PRICE**

District, Type, and Variety	Base Price	Brix	Tons	District, Type, and Variety	Base Price	Brix	Tons
	Per Ton	Factors			Per Ton	Factors	
	Dollars	Code a/			Dollars	Code a/	
<b>DISTRICT 13 (Cont'd)</b>				Roussanne	1,000.00	000100	1.8
Muscat Blanc *(Cont'd)	375.00	017000	206.5	Wtd. Avg. Base & Total Tons	1,000.00		1.8
	388.85	000100	174.2	Sauvignon Blanc	400.00	000100	172.4
	450.00	000100	262.0		550.00	000100	461.1
	458.12	000100	194.5		1,000.00	000100	0.7
Wtd. Avg. Base & Total Tons	900.00	000100	1,243.7	Wtd. Avg. Base & Total Tons	509.72		634.2
	430.03		7,168.3	Sauvignon Musque	1,000.00	000100	0.4
Muscat Orange	400.00	000100	103.7	Wtd. Avg. Base & Total Tons	1,000.00		0.4
	450.00	000100	537.9	Semillon	275.00	000100	429.7
	675.00	000100	23.3		400.00	000100	6.0
Wtd. Avg. Base & Total Tons	450.09		664.9		1,000.00	000100	0.3
Muscat of Alexandria	100.00	017400	53.7		1,000.00	020800	0.3
	160.00	000100	619.3	Wtd. Avg. Base & Total Tons	277.72		436.3
	165.00	000100	781.9	Symphony	250.00	013400	394.5
	200.00	000100	700.0		265.00	000100	6,053.4
	225.00	000100	52.3		360.00	000100	1.5
	250.00	000100	4,310.4		622.20	015700	20.5
	250.00	001900	445.5		633.60	015700	849.5
	250.00	011100	380.1	Wtd. Avg. Base & Total Tons	307.99		7,319.4
	250.00	037410	1,463.3	Triplet Blanc	200.00	000100	12,015.1
	250.00	048180	267.8		200.00	038700	963.1
	260.00	000100	15,023.2		212.00	000100	496.1
	265.00	000100	38,719.2		250.00	009000	268.0
	267.00	000100	2,917.9		400.00	000100	12.1
	273.26	011300	1,394.8	Wtd. Avg. Base & Total Tons	201.58		13,754.4
	275.00	000100	1,377.6	Verdelho	400.00	000100	2.7
	280.00	000100	1,080.0	Wtd. Avg. Base & Total Tons	400.00		2.7
	300.00	000100	15,598.4	Viognier	300.00	000100	16.7
	300.00	001900	20.4		400.00	000100	60.2
	300.00	048180	6,258.5		550.00	000100	7.1
	310.00	000100	1,126.7		1,000.00	000100	0.3
	315.00	011100	541.0	Wtd. Avg. Base & Total Tons	408.98	013400	2.0
	335.00	000100	625.5				86.3
	350.00	000100	608.9	White Riesling *	350.00	001900	86.9
	350.00	001900	114.6	Wtd. Avg. Base & Total Tons	353.03	000100	5.6
	350.00	048180	12,303.7	Other White b/	100.00	005805	47.7
	400.00	000100	2,585.6		160.00	000100	82.6
	430.00	000100	9.3		175.00	034980	283.8
Wtd. Avg. Base & Total Tons	283.42		109,379.6		190.00	000100	311.3
Palomino *	200.00	000100	8.8		190.00	038690	1,029.1
	200.00	001700	33.0	Wtd. Avg. Base & Total Tons	184.77	000100	1.3
	225.00	000100	545.1				1,808.0
	375.00	000100	1.3	<b>WINE GRAPES (RED)</b>			
Wtd. Avg. Base & Total Tons	378.75	000100	71.0	Aglanico	275.00	017200	4.2
	240.27		659.2		2,500.00	000100	0.9
Pinot Gris *	350.00	000100	263.2	Wtd. Avg. Base & Total Tons	667.65		5.1
	350.00	013400	812.0	Alicante Bouschet *	150.00	000100	324.0
	400.00	000100	970.0		160.00	000100	13.9
	400.00	011400	3.1		250.00	013600	1.8
	400.00	013400	2,558.9		300.00	000100	433.9
	425.00	000100	82.1		300.00	067180	263.0
	425.00	013000	5,133.3		350.00	048470	183.1
	425.00	042550	3,663.3		360.00	000100	1.0
	445.00	000100	18,299.3		400.00	000100	8.6
	450.00	000100	14,128.3		600.00	000100	1.5
	460.00	000100	5,602.5	Wtd. Avg. Base & Total Tons	1,000.00	000100	7.0
	471.58	000100	620.1		271.55		1,237.8
	493.23	000100	1,037.5	Arinarnoa	350.00	017200	2,627.1
	500.00	000100	38.6	Wtd. Avg. Base & Total Tons	350.00		2,627.1
	500.00	013400	1,419.9				
	500.00	042550	399.2				
	515.00	000100	1,156.7				
	515.00	009300	238.5				
	522.37	009300	307.8				
	523.27	000100	688.1				
	600.00	000100	10.9				
Wtd. Avg. Base & Total Tons	750.00	000100	55.7				
	446.37		57,489.0				

**TABLE 8: BASE PRICE PAID TO GROWERS FOR GRAPES CRUSHED AND DELIVERED TO CALIFORNIA PROCESSORS FROM THE 2016 CROP WITH BRIX FACTORS AND PURCHASED TONNAGE, BY TYPE, VARIETY, REPORTING DISTRICT WHERE GROWN, AND WEIGHTED AVERAGE BASE PRICE**

District, Type, and Variety	Base Price	Brix	Tons	District, Type, and Variety	Base Price	Brix	Tons
	Per Ton	Factors			Per Ton	Factors	
	Dollars	Code a/			Dollars	Code a/	
<b>DISTRICT 13 (Cont'd)</b>					525.00	020800	146.9
Barbera	100.00	017200	728.1		550.00	000100	43.5
	150.00	000100	96.9		600.00	000100	58.6
	190.00	000100	170.6		606.00	064440	71.2
	250.00	000100	597.8		650.00	000100	19.1
	250.00	013600	4.3		707.00	000100	79.2
	275.00	000100	14,148.5		865.00	000100	58.7
	290.00	037407	1,968.6	Wtd. Avg. Base & Total Tons	394.82		62,498.5
	300.00	000100	1,563.1	Carignane	100.00	017200	169.3
	300.00	017200	2,580.4		160.00	000100	542.0
	300.00	048180	4,714.4		250.00	000100	664.7
	315.00	000100	320.3		300.00	048180	7,742.4
	315.00	011100	816.0		325.00	048180	274.3
	320.31	000100	133.2		350.00	000100	479.2
	328.25	000100	225.3		400.00	000100	6.0
	350.00	000100	3,739.6		465.00	000100	68.6
	350.00	011400	9.8		500.00	000100	103.9
	360.00	000100	5,379.5		1,052.68	000100	16.1
	362.00	000100	1,697.5	Wtd. Avg. Base & Total Tons	293.31		10,066.5
	375.00	000100	134.3	Carmelian	150.00	000100	17.6
	385.00	000100	295.3		250.00	000100	2,444.3
	400.00	000100	4.0	Wtd. Avg. Base & Total Tons	249.29		2,461.9
	450.00	000100	1,535.5	Centurian	350.00	042470	770.8
	475.00	000100	134.3		465.00	000100	106.0
	1,000.00	000100	5.7		570.00	000100	106.0
	1,000.00	002500	1.1	Wtd. Avg. Base & Total Tons	386.13		982.8
Wtd. Avg. Base & Total Tons	308.62		41,004.1	Counoise	1,000.00	009300	1.5
Cabernet Franc	250.00	000100	9.3	Wtd. Avg. Base & Total Tons	1,000.00		1.5
	360.00	000100	0.8	Gamay (Napa) *	300.00	011100	406.4
	400.00	000100	10.7		475.00	000100	16.2
	454.50	000100	22.8		925.00	000100	13.1
Wtd. Avg. Base & Total Tons	395.77		43.6	Wtd. Avg. Base & Total Tons	325.30		435.7
Cabernet Sauvignon	100.00	017200	1,412.4	Grenache *	250.00	000100	1,566.9
	150.00	045950	282.6		275.00	000100	11,406.4
	160.00	000100	254.3		300.00	000100	102.2
	200.00	000100	25.1		300.00	017400	95.4
	215.00	000100	665.7		300.00	037435	2,837.9
	250.00	000100	572.1		320.00	000100	1,324.6
	250.00	013600	4.0		325.00	000100	1,492.5
	265.00	000100	618.7		325.00	037435	1,963.1
	325.00	062590	262.6		343.00	002600	201.5
	350.00	011400	1.3		350.00	000100	402.0
	350.00	017200	749.8		350.00	017400	13.0
	350.00	022600	6,855.8		350.00	037435	201.7
	350.00	062590	8,109.0		375	000100	1509.4
	360.00	000100	1.5		375	037435	366
	375.00	000100	201.5		400.00	000100	4
	384.02	000100	228.8		465.00	000100	294.1
	385.00	000100	63.0		475.00	001900	16.7
	390.00	058651	331.3		560.00	000100	294.1
	400.00	000100	7,142.5		600.00	000100	15.2
	400.00	017200	3,546.6		675.00	000100	1.6
	400.00	056900	71.1		1,000.00	013800	3.1
	400.00	064440	185.4	Wtd. Avg. Base & Total Tons	302.70		24,111.4
	400.00	066151	8,623.8	Malbec	300.00	022600	2,391.4
	404.00	064440	185.7		385.00	000100	99.3
	415.00	000100	7,628.2		400.00	000100	11.2
	425.00	000100	102.2		400.00	011400	3.2
	450.00	000100	2,597.0		475.00	020800	351.4
	450.00	002600	152.8		500.00	000100	457.3
	450.00	058652	63.9		700.00	000100	20.8
	450.00	061300	144.4	Wtd. Avg. Base & Total Tons	351.33		3,334.6
	462.00	000100	485.2	Mataro *	400.00	000100	6.0
	475.00	000100	870.9		475.00	000100	32.5
	485.00	000100	208.2		685.00	000100	32.5
	485.00	058652	1,059.0				
	488.40	002600	2,331.3				
	490.00	000100	3,154.3				
	493.00	002900	120.1				
	500.00	000100	2,709.2				

**TABLE 8: BASE PRICE PAID TO GROWERS FOR GRAPES CRUSHED AND DELIVERED TO CALIFORNIA PROCESSORS FROM THE 2016 CROP WITH BRIX FACTORS AND PURCHASED TONNAGE, BY TYPE, VARIETY, REPORTING DISTRICT WHERE GROWN, AND WEIGHTED AVERAGE BASE PRICE**

District, Type, and Variety	Base Price	Brix	Tons	District, Type, and Variety	Base Price	Brix	Tons
	Per Ton	Factors			Per Ton	Factors	
	Dollars	Code a/			Dollars	Code a/	
<b>DISTRICT 13 (Cont'd)</b>					600.00	000100	7.3
Mataro * (Cont'd)	1,000.00	011400	2.0		600.00	011400	2.3
Wtd. Avg. Base & Total Tons	576.71		73.0		615.00	000100	1,017.9
Merlot	100.00	017200	2,087.1		845.00	000100	32.0
	160.00	000100	63.3	Wtd. Avg. Base & Total Tons	900.00	000100	26.2
	200.00	000100	594.8		424.21		9,135.9
	250.00	000100	104.5	Primitivo	360.00	000100	0.5
	275.00	017200	497.0	Wtd. Avg. Base & Total Tons	360.00		0.5
	300.00	000100	1,478.8	Royalty	475.00	000100	31.3
	328.25	000100	49.6	Wtd. Avg. Base & Total Tons	475.00		31.3
	350.00	000100	7,358.7	Rubired *	150.00	000100	1,665.4
	350.00	017200	1,287.5		165.00	000100	1,552.9
	350.00	020700	4,507.5		225.00	000100	2,163.8
	350.00	059590	979.3		225.00	058668	25,550.3
	350.00	064440	166.8		225.00	060410	2,010.2
	350.00	066151	7,596.1		240.00	058668	2,318.9
	360.00	000100	834.0		240.00	060410	1,082.9
	368.00	000100	243.8		250.00	000100	5,286.5
	390.75	000100	325.7		250.00	022600	256.3
	393.50	021000	166.1		250.00	048180	62.1
	400.00	000100	1,399.4		250.00	058668	15,367.6
	400.00	059590	2,521.5		250.00	062420	343.6
	416.50	002600	91.1		252.50	000100	384.0
	417.22	001900	208.6		260.00	000100	5,080.0
	424.14	017600	248.0		260.00	058668	2,703.1
	425.00	000100	28.0		260.00	062419	2,152.6
	438.56	002600	1,145.5		265.00	000100	5,674.3
	443.00	002600	560.5		265.00	048120	509.9
	465.00	000100	993.8		265.00	056900	94.5
	480.00	000100	173.5		265.00	058664	10,495.3
	525.00	064440	25.4		265.00	058666	704.3
	595.00	000100	173.5		265.00	058668	22,626.9
Wtd. Avg. Base & Total Tons	346.14		35,909.4		265.00	062414	2,554.0
Mission	150.00	000100	196.1		265.00	062416	383.7
	160.00	000100	103.9		265.00	062435	1,126.8
	200.00	000100	1,200.0		265.00	062448	2,022.7
	225.00	001900	724.9		265.00	066320	1,055.4
	265.00	000100	119.0		275.00	000100	1,939.8
	400.00	000100	6.0		275.00	001900	1,787.0
	750.00	000100	4.5		275.00	002200	154.3
Wtd. Avg. Base & Total Tons	206.61		2,354.4		275.00	046850	4,900.8
Muscat Hamburg *	475.00	000100	223.7		275.00	053750	887.1
	1,000.00	020800	17.3		275.00	058664	2,724.0
Wtd. Avg. Base & Total Tons	512.69		241.0		275.00	058668	11,618.8
Nebbiolo	425.00	000100	0.3		277.75	001900	2,216.0
	450.00	000100	24.4		278.41	000100	374.4
	454.50	000100	38.4		280.00	000100	2,906.7
	475.00	000100	80.9		280.00	058668	3,834.8
Wtd. Avg. Base & Total Tons	465.19		144.0		285.00	000100	491.4
Petit Verdot	360.00	000100	0.5		285.00	058668	1,577.2
	400.00	000100	14.8		290.00	000100	911.7
	450.00	000100	468.8		290.00	017200	477.5
Wtd. Avg. Base & Total Tons	448.38		484.1		290.00	058668	135.0
Petite Sirah	252.50	000100	24.9		290.00	062429	4,882.8
	350.00	011400	0.9		291.50	021000	274.9
	450.00	000100	13.7		300.00	000100	2,042.8
	468.00	000100	173.4		300.00	001900	170.3
	500.00	000100	687.9		300.00	016800	3,894.5
	1,000.00	002500	1.2		300.00	017400	797.8
Wtd. Avg. Base & Total Tons	486.77		902.0		300.00	042550	777.3
Pinot Noir	390.00	000100	4,700.6		300.00	046875	790.8
	400.00	000100	2,712.8		300.00	048180	9,039.5
	400.00	017200	456.7		303.00	001900	1,505.2
	500.00	000100	123.3		306.51	000100	1,340.3
	525.00	000100	31.9		310.00	058668	3,353.0
	550.00	064440	24.9		315.00	000100	85.4
					315.00	042700	1,293.9
					325.00	000100	329.4
					325.00	017200	777.3
					325.00	024500	380.1

**TABLE 8: BASE PRICE PAID TO GROWERS FOR GRAPES CRUSHED AND DELIVERED TO CALIFORNIA PROCESSORS FROM THE 2016 CROP WITH BRIX FACTORS AND PURCHASED TONNAGE, BY TYPE, VARIETY, REPORTING DISTRICT WHERE GROWN, AND WEIGHTED AVERAGE BASE PRICE**

District, Type, and Variety	Base Price	Brix	Tons	District, Type, and Variety	Base Price	Brix	Tons
	Per Ton	Factors			Per Ton	Factors	
	Dollars	Code a/			Dollars	Code a/	
<b>DISTRICT 13 (Cont'd)</b>					325.00	000100	1,450.5
Rubired * (Cont'd)	340.00	000100	1,120.4		325.00	017200	1,655.0
	350.00	000100	188.8		328.25	000100	546.4
	350.00	048180	765.5		350.00	000100	111.9
	400.00	011400	0.8		350.00	017200	618.6
	400.00	019000	116.4		350.00	058680	1,492.6
	425.00	000100	413.6		350.00	059590	441.6
	505.00	064440	71.8		375.00	000100	114.3
	525.00	000100	48.6		375.00	062414	299.9
Wtd. Avg. Base & Total Tons	264.47		186,625.7		400.00	000100	3,015.0
					400.00	002600	58.0
Ruby Cabernet	100.00	017200	126.6		400.00	011400	1.9
	150.00	000100	182.8		400.00	058664	1,252.4
	225.00	000100	490.6		400.00	062416	832.2
	250.00	000100	8,122.7		425.00	000100	1,496.1
	265.00	000100	3,848.6		425.00	058664	1,760.7
	265.00	017400	187.3		425.00	070232	239.9
	273.40	000100	482.2		443.00	002600	164.2
	275.00	000100	1,128.4		450.00	000100	525.4
	275.00	001900	258.4		515.00	002600	306.2
	275.00	017200	1,447.4		550.00	000100	788.1
	277.75	001900	256.0		571.80	000100	307.3
	300.00	000100	418.4		650.00	000100	2.9
	300.00	016900	6,532.4		750.00	000100	49.2
	300.00	048180	2,022.6		1,200.00	000100	16.8
	300.00	048470	6,134.7	Wtd. Avg. Base & Total Tons	336.22		31,928.3
	325.00	000100	613.6				
	325.00	002300	333.3	Tannat	475.00	000100	293.3
	328.25	000100	850.0	Wtd. Avg. Base & Total Tons	475.00		293.3
	350.00	000100	1,833.7				
	350.00	017200	547.8	Tempranillo *	275.00	017200	1,147.8
	350.00	048470	606.9		300.00	020800	331.5
	360.00	000100	2,460.2		325.00	000100	5,108.5
	362.00	062431	703.4		400.00	000100	268.8
	385.00	000100	556.5		550.00	000100	5.9
	465.00	000100	100.3		650.00	000100	22.3
	500.00	000100	155.9	Wtd. Avg. Base & Total Tons	319.63		6,884.8
	500.00	067967	24.6				
	580.00	000100	100.3	Tinta Cao	325.00	067180	373.0
Wtd. Avg. Base & Total Tons	294.82		40,525.6		1,000.00	024500	10.9
				Wtd. Avg. Base & Total Tons	344.17		383.9
Sagrantino	275.00	017200	8.8				
Wtd. Avg. Base & Total Tons	275.00		8.8	Tinta Madeira	685.00	000100	31.1
				Wtd. Avg. Base & Total Tons	685.00		31.1
Sangiovese *	250.00	000100	281.1				
	425.00	000100	17.0	Touriga Nacional *	325.00	000100	347.2
	450.00	000100	21.8		1,200.00	024500	12.8
	750.00	000100	4.9	Wtd. Avg. Base & Total Tons	356.11		360.0
	900.00	017600	1.9				
Wtd. Avg. Base & Total Tons	283.73		326.7	Trousseau *	1,200.00	020800	8.5
				Wtd. Avg. Base & Total Tons	1,200.00		8.5
Segalin	300.00	000100	716.9				
Wtd. Avg. Base & Total Tons	300.00		716.9	Zinfandel	75.00	000100	18.1
					100.00	000100	1,752.2
Souzao	275.00	017200	18.7		100.00	009100	223.1
	300.00	020700	123.2		125.00	000100	1,413.3
	700.00	000100	0.8		130.64	000100	88.3
	1,000.00	024500	7.3		160.00	000100	50.5
Wtd. Avg. Base & Total Tons	333.08		150.0		160.00	001700	415.0
					175.00	008900	97.4
Syrah *	100.00	000100	2,333.9		200.00	000100	991.7
	160.00	000100	74.5		200.00	011300	193.2
	250.00	000100	71.6		225.00	000100	1,107.0
	250.00	059590	1,220.7		242.00	000100	1,013.8
	250.00	064440	802.7		243.00	000600	391.7
	280.00	000100	284.6		250.00	000100	4,371.6
	300.00	000100	1,465.2		250.00	000600	1,092.4
	300.00	020700	1,857.2		250.00	000700	3,464.2
	300.00	059590	516.5		250.00	001900	62.9
	300.00	062427	1,704.9		250.00	013600	6.5
	300.00	063800	927.6		250.00	033960	5,168.4
	315.00	058652	794.4		250.00	033980	2,091.1
	315.00	063800	2,327.4		250.00	061300	22.8

**TABLE 8: BASE PRICE PAID TO GROWERS FOR GRAPES CRUSHED AND DELIVERED TO CALIFORNIA PROCESSORS FROM THE 2016 CROP WITH BRIX FACTORS AND PURCHASED TONNAGE, BY TYPE, VARIETY, REPORTING DISTRICT WHERE GROWN, AND WEIGHTED AVERAGE BASE PRICE**

District, Type, and Variety	Base Price	Brix	Tons	District, Type, and Variety	Base Price	Brix	Tons
	Per Ton	Factors			Per Ton	Factors	
	Dollars	Code a/			Dollars	Code a/	
<b>DISTRICT 13 (Cont'd)</b>				Princess *	150.00	000100	354.9
Zinfandel (Cont'd)	255.00	000100	7,787.7	Wtd. Avg. Base & Total Tons	150.00		354.9
	255.00	033680	8,115.0	Red Globe *	150.00	000100	10,585.6
	260.00	000100	1,037.9	Wtd. Avg. Base & Total Tons	150.00		10,585.6
	265.00	000100	271.2	Rouge	150.00	000100	3.5
	268.00	000600	401.7	Wtd. Avg. Base & Total Tons	150.00		3.5
	275.00	000100	21,029.0	Ruby Seedless *	150.00	001700	364.8
	275.00	005350	14,218.9	Wtd. Avg. Base & Total Tons	150.00		364.8
	275.00	033290	6,331.2	Scarlet Royal	150.00	000100	3,368.1
	275.00	033980	7,781.6	Wtd. Avg. Base & Total Tons	150.00		3,368.1
	285.00	000100	2,000.0	Sweet Sunshine	150.00	000100	23.6
	285.00	033690	3,331.6	Wtd. Avg. Base & Total Tons	150.00		23.6
	300.00	000100	305.0	Vintage Red	150.00	000100	256.1
	300.00	000600	350.9	Wtd. Avg. Base & Total Tons	150.00		256.1
	300.00	009100	2,605.4	Other Table b/	150.00	000100	12,368.0
	300.00	033980	1,235.4	Wtd. Avg. Base & Total Tons	150.00		12,368.0
	315.00	000100	14,398.4	<b>WINE GRAPES (WHITE)</b>			
	315.00	006830	1,739.8	Chardonnay *	250.00	000100	4,284.7
	316.39	005400	240.2		250.00	017200	14,034.3
	318.00	000100	282.1		275.00	000100	752.6
	318.64	000100	596.4		275.00	017200	4,922.8
	319.48	000100	1,767.6		350.00	000100	1,663.4
	325.00	000100	3,530.4		350.00	050773	268.5
	325.00	033290	8,518.1		378.00	011100	1,290.4
	335.00	000100	254.0		378.00	013600	265.1
	350.00	000100	6,014.5		385.00	000100	183.2
	350.00	000600	91.2		400.00	000100	22.9
	350.00	009100	697.3		600.00	000100	1,790.2
	350.00	033290	13,446.9	Wtd. Avg. Base & Total Tons	290.33		29,478.1
	360.00	000100	992.3	French Colombard	225.00	011100	4,816.1
	371.80	005600	993.9		250.00	000100	9,167.0
	400.00	000100	26.3		250.00	034990	1,544.0
	400.00	062590	3,681.7		250.00	037435	1,873.4
	1,500.00	020800	1.5		253.00	000100	1,035.6
Wtd. Avg. Base & Total Tons	288.58		158,110.3		259.02	013100	2,106.0
Other Red b/	50.00	001700	21.4		262.00	000100	673.4
	160.00	000100	1,496.0		262.00	009100	1,607.6
	160.00	038670	3,092.2		265.00	000100	2,473.0
	175.00	038670	58.6		268.00	000100	1,036.8
	275.00	000100	1.3		270.00	000100	194.9
	275.00	017200	1,347.7		275.00	000100	836.5
	300.00	000100	66.7		275.00	010900	784.5
	300.00	017200	286.0		300.00	000100	5,824.8
	350.00	000100	343.9	Wtd. Avg. Base & Total Tons	259.43		33,973.6
	640.00	017200	165.8	Muscat Blanc *	300.00	000100	2,089.0
	1,200.00	020800	6.0		300.00	017200	7,588.9
	1,200.00	024500	0.7		328.25	045268	349.8
Wtd. Avg. Base & Total Tons	211.54		6,886.3		450.00	000100	251.4
<b>DISTRICT 14</b>				Wtd. Avg. Base & Total Tons	304.63		10,279.1
<b>RAISIN GRAPES</b>				Muscat of Alexandria	150.00	000100	301.5
Thompson Seedless	150.00	000100	247.0		150.00	001700	38.8
	160.00	001700	182.9		160.00	000100	720.0
	200.00	038700	1,431.5		250.00	000100	20,119.9
Wtd. Avg. Base & Total Tons	189.43		1,861.4		260.00	000100	1,406.2
<b>TABLE GRAPES</b>					261.55	017200	995.6
Autumn King	150.00	000100	1,386.6		268.00	000100	2,130.4
Wtd. Avg. Base & Total Tons	150.00		1,386.6		270.00	000100	1,486.2
Autumn Royal	150.00	000100	1,100.7		300.00	000100	2,583.0
Wtd. Avg. Base & Total Tons	150.00		1,100.7		300.00	017000	2,271.2
Crimson Seedless *	150.00	000100	4,058.3		325.00	013100	139.7
Wtd. Avg. Base & Total Tons	150.00		4,058.3		350.00	008100	79.9
Emerald Seedless *	150.00	000100	201.4		404.00	000100	49.9
Wtd. Avg. Base & Total Tons	150.00		201.4				
Flame Seedless *	150.00	000100	812.8				
Wtd. Avg. Base & Total Tons	150.00		812.8				



**TABLE 8: BASE PRICE PAID TO GROWERS FOR GRAPES CRUSHED AND DELIVERED TO CALIFORNIA PROCESSORS FROM THE 2016 CROP WITH BRIX FACTORS AND PURCHASED TONNAGE, BY TYPE, VARIETY, REPORTING DISTRICT WHERE GROWN, AND WEIGHTED AVERAGE BASE PRICE**

District, Type, and Variety	Base Price	Brix	Tons	District, Type, and Variety	Base Price	Brix	Tons
	Per Ton	Factors			Per Ton	Factors	
	Dollars	Code a/			Dollars	Code a/	
<b>DISTRICT 14 (Cont'd)</b>					265.00	058664	3,489.2
Muscat of Alexandria (Cont'd)					265.00	058668	450.0
Wtd. Avg. Base & Total Tons	258.16		32,322.3		268.00	000100	846.8
Pinot Gris *	350.00	000100	2,857.2		275.00	001900	1,314.0
	350.00	013400	11,096.3		275.00	017400	128.9
	400.00	000100	2,026.8		275.00	046850	547.2
	400.00	013400	9,316.4		275.00	058668	1,365.3
	450.00	000100	1,402.7		290.00	062429	70.7
	600.00	000100	577.7		300.00	000100	134.4
Wtd. Avg. Base & Total Tons	381.23		27,277.1		300.00	017200	4,785.0
					300.00	042550	870.1
Sauvignon Blanc	150.00	000100	25.3		300.00	048180	7,281.4
	400.00	000100	2,194.1		325.00	000100	476.2
Wtd. Avg. Base & Total Tons	397.15		2,219.4		325.00	017200	2,040.0
					535.00	000100	48.7
Other White b/	100.00	009000	21.7	Wtd. Avg. Base & Total Tons	263.72		44,564.4
	200.00	000100	1,818.2				
Wtd. Avg. Base & Total Tons	198.82		1,839.9	Ruby Cabernet	151.50	055570	203.8
					250.00	000100	129.5
<b>WINE GRAPES (RED)</b>					250.00	001900	118.4
Alicante Bouschet *	282.80	050773	38.7		250.00	055570	277.2
Wtd. Avg. Base & Total Tons	282.80		38.7		275.00	000100	3,222.0
					300.00	000100	299.4
Barbera	350.00	000100	263.2		300.00	016900	948.2
Wtd. Avg. Base & Total Tons	350.00		263.2		310.00	055570	133.8
					325.00	048470	698.7
Cabernet Sauvignon	125.00	017400	88.8		337.47	000100	1,298.2
	225.00	000100	1,719.5		350.00	000100	2,765.0
	250.00	000100	994.4		350.00	048470	429.1
	270.00	000100	267.7		353.50	055570	246.9
	290.00	000100	1,475.0		400.00	000100	1,377.3
	300.00	000100	291.2	Wtd. Avg. Base & Total Tons	319.84		12,147.5
	315.00	000100	3,011.6				
	350.00	022600	484.5	Salvador	285.00	042175	444.1
	350.00	062590	1,084.1	Wtd. Avg. Base & Total Tons	285.00		444.1
	400.00	000100	3,322.7				
	400.00	066151	309.0	Syrah *	350.00	000100	392.7
	410.00	000100	454.0		363.00	000100	292.7
	434.02	000100	281.6		400.00	000100	252.1
Wtd. Avg. Base & Total Tons	325.93		13,784.1	Wtd. Avg. Base & Total Tons	367.50		937.5
Carignane	350.00	000100	1,170.1	Zinfandel	225.00	000100	1,064.8
Wtd. Avg. Base & Total Tons	350.00		1,170.1		275.00	009100	15,060.3
					300.00	000100	1,676.3
Grenache *	275.00	000100	1,291.7		300.00	009100	7,852.5
Wtd. Avg. Base & Total Tons	275.00		1,291.7		318.00	000100	3,397.7
					325.00	033290	1,188.2
Merlot	100.00	000100	37.6		328.25	000600	639.8
	270.00	000100	326.8		350.00	007600	1,018.6
	275.00	017200	2,115.8		400.00	024800	1,202.6
	300.00	000100	8,824.4	Wtd. Avg. Base & Total Tons	294.68		33,100.8
	300.00	017200	1,755.3				
	350.00	017200	475.1	Other Red b/	160.00	000100	282.5
	409.09	000100	130.7	Wtd. Avg. Base & Total Tons	160.00		282.5
Wtd. Avg. Base & Total Tons	297.64		13,665.7				
Petite Sirah	500.00	000100	217.4	<b>DISTRICT 15</b>			
Wtd. Avg. Base & Total Tons	500.00		217.4	<b>WINE GRAPES (WHITE)</b>			
				Chardonnay *	1,000.00	000100	1.0
Pinot Noir	400.00	017200	9,020.0		1,200.00	017400	3.5
Wtd. Avg. Base & Total Tons	400.00		9,020.0		2,000.00	000100	2.0
				Wtd. Avg. Base & Total Tons	1,415.38		6.5
Rubired *	150.00	000100	68.4				
	165.00	000100	1,174.7	Muscat Blanc *	1,200.00	025100	2.5
	225.00	000100	329.7	Wtd. Avg. Base & Total Tons	1,200.00		2.5
	225.00	058668	13,441.5				
	250.00	000100	331.6	Viognier	1,000.00	000100	1.0
	250.00	001900	350.2	Wtd. Avg. Base & Total Tons	1,000.00		1.0
	250.00	058668	800.0				
	257.32	017200	2,363.3	<b>WINE GRAPES (RED)</b>			
	265.00	000100	582.7	Cabernet Franc	1,000.00	017400	1.3
	265.00	046000	206.3	Wtd. Avg. Base & Total Tons	1,000.00		1.3
	265.00	053750	1,068.1	Cabernet Sauvignon	500.00	024500	1.3

**TABLE 8: BASE PRICE PAID TO GROWERS FOR GRAPES CRUSHED AND DELIVERED TO CALIFORNIA PROCESSORS FROM THE 2016 CROP WITH BRIX FACTORS AND PURCHASED TONNAGE, BY TYPE, VARIETY, REPORTING DISTRICT WHERE GROWN, AND WEIGHTED AVERAGE BASE PRICE**

District, Type, and Variety	Base Price	Brix	Tons	District, Type, and Variety	Base Price	Brix	Tons
	Per Ton	Factors			Per Ton	Factors	
	Dollars	Code a/			Dollars	Code a/	
<b>DISTRICT 15 (Cont'd)</b>				Wtd. Avg. Base & Total Tons	1,233.00		6.6
Cabernet Sauvignon (Cont'd)	1,400.00	017400	1.0	Marsanne	1,600.00	020800	4.3
Wtd. Avg. Base & Total Tons	891.30		2.3	Wtd. Avg. Base & Total Tons	1,600.00		4.3
Grenache *	300.00	000100	12.0	Muscat Blanc *	750.00	000100	2.9
	1,200.00	017400	3.0		800.00	020600	3.6
	1,650.00	000100	2.8		1,000.00	000100	1.8
Wtd. Avg. Base & Total Tons	664.04		17.8		1,075.00	020600	1.4
Malbec	1,200.00	017400	2.0		1,300.00	020600	2.0
Wtd. Avg. Base & Total Tons	1,200.00		2.0		1,400.00	000100	4.6
Mission	300.00	000100	6.0		1,408.86	013800	1.5
Wtd. Avg. Base & Total Tons	300.00		6.0		1,500.00	027600	10.6
Petit Verdot	1,200.00	017400	1.5		1,600.00	000100	3.9
Wtd. Avg. Base & Total Tons	1,200.00		1.5		1,675.00	000100	1.3
Syrah *	1,200.00	017400	2.0	Wtd. Avg. Base & Total Tons	1,700.00	020600	1.5
Wtd. Avg. Base & Total Tons	1,200.00		2.0		1,900.00	000100	12.3
Tempranillo *	1,200.00	017400	2.0		2,200.00	000100	50.5
Wtd. Avg. Base & Total Tons	1,200.00		2.0	Wtd. Avg. Base & Total Tons	1,847.30		97.9
Zinfandel	450.00	000100	92.3	Muscat Orange	1,200.00	011100	1.6
	1,600.00	024800	2.0	Wtd. Avg. Base & Total Tons	1,200.00		1.6
	1,650.00	000100	12.5	Muscat of Alexandria	1,000.00	013600	2.0
Wtd. Avg. Base & Total Tons	611.99		106.8	Wtd. Avg. Base & Total Tons	1,000.00		2.0
<b>DISTRICT 16</b>				Palomino *	1,000.00	000100	1.2
<b>WINE GRAPES (WHITE)</b>				Wtd. Avg. Base & Total Tons	1,000.00		1.2
Albarino	1,000.00	000100	0.8	Pecorino	2,200.00	000100	21.2
	1,425.00	001900	0.3	Wtd. Avg. Base & Total Tons	2,200.00		21.2
	2,000.00	000100	7.2	Picpoul Blanc	1,300.00	009300	0.3
Wtd. Avg. Base & Total Tons	1,882.83		8.3	Wtd. Avg. Base & Total Tons	2,000.00	013400	0.7
Arneis	1,700.00	017200	2.4		1,790.00		1.0
	2,200.00	000100	28.1	Pinot Gris *	800.00	000100	10.6
	2,200.00	011100	4.0		1,178.00	000100	4.4
Wtd. Avg. Base & Total Tons	2,165.22		34.5		1,350.00	000100	6.0
Chardonnay *	900.00	000100	0.8		1,450.00	017200	2.0
	1,300.00	013600	2.0		1,500.00	000100	3.4
	1,400.00	021000	2.0		1,600.00	000100	1.9
	1,470.00	000100	2.7		1,700.00	020600	2.6
	1,500.00	000100	3.2		1,750.00	010900	5.4
	1,600.00	000100	6.2		1,900.00	000100	2.3
	1,600.00	017000	5.1	Wtd. Avg. Base & Total Tons	2,200.00	000100	19.3
	1,600.00	020600	3.9		1,614.91		57.9
	1,600.00	020800	4.9	Roussanne	1,400.00	000100	11.4
	1,793.00	000100	2.8		1,513.03	000100	5.1
	1,800.00	000100	3.2		1,600.00	020800	9.1
	1,850.00	000100	5.0		1,700.00	020800	4.0
	1,852.37	011100	1.0		1,850.00	000100	2.1
	1,900.00	000100	3.6	Wtd. Avg. Base & Total Tons	2,000.00	000100	11.5
	1,950.00	000100	7.2		1,664.85		43.2
	2,000.00	000100	12.2	Sauvignon Blanc	1,000.00	000100	10.0
	2,200.00	000100	3.9		1,100.00	000100	6.0
Wtd. Avg. Base & Total Tons	1,761.72		69.7		1,200.00	000100	1.2
Fiano	2,200.00	000100	0.9		1,310.00	020800	1.1
Wtd. Avg. Base & Total Tons	2,200.00		0.9		1,350.00	000100	10.0
Gewurztraminer	1,350.00	000100	2.9		1,397.00	000100	0.9
Wtd. Avg. Base & Total Tons	1,350.00		2.9		1,397.00	020800	0.8
Grenache Blanc	1,700.00	017000	2.3		1,400.00	000100	0.9
	2,000.00	000100	4.4		1,410.94	000100	3.4
	2,000.00	017400	2.3		1,500.00	000100	2.4
Wtd. Avg. Base & Total Tons	1,923.33		9.0		1,500.00	013100	1.9
Malvasia Bianca	1,200.00	017000	5.5		1,500.00	017000	0.8
	1,398.00	000100	1.1	Wtd. Avg. Base & Total Tons	1,900.00	000100	4.3
					2,000.00	010900	4.0
					1,371.87		49.3

**TABLE 8: BASE PRICE PAID TO GROWERS FOR GRAPES CRUSHED AND DELIVERED TO CALIFORNIA PROCESSORS FROM THE 2016 CROP WITH BRIX FACTORS AND PURCHASED TONNAGE, BY TYPE, VARIETY, REPORTING DISTRICT WHERE GROWN, AND WEIGHTED AVERAGE BASE PRICE**

District, Type, and Variety	Base Price	Brix	Tons	District, Type, and Variety	Base Price	Brix	Tons
	Per Ton	Factors			Per Ton	Factors	
	Dollars	Code a/			Dollars	Code a/	
<b>DISTRICT 16 (Cont'd)</b>					1,575.00	000100	2.4
Verdelho	2,000.00	000100	3.9		1,600.00	000100	4.9
Wtd. Avg. Base & Total Tons	2,000.00		3.9		1,600.00	020800	2.5
					1,700.00	000100	1.0
Vermentino *	1,950.00	000100	3.8		1,700.00	022600	4.7
	2,000.00	000100	12.4		1,700.00	024500	14.6
	2,200.00	000100	31.9		1,750.00	000100	2.1
Wtd. Avg. Base & Total Tons	2,128.69		48.1		1,750.00	021000	2.9
					1,900.00	000100	5.1
Viognier	500.00	000100	3.8		2,000.00	000100	10.4
	750.00	000100	1.4		2,500.00	000100	14.7
	903.00	000100	1.2	Wtd. Avg. Base & Total Tons	1,662.03		110.9
	1,000.00	000100	0.5				
	1,300.00	013600	0.3	Cabernet Sauvignon	500.00	013600	0.6
	1,350.00	000100	6.3		800.00	000100	5.9
	1,374.70	011100	1.8		900.00	013600	1.3
	1,375.00	000100	2.5		1,000.00	000100	15.6
	1,500.00	009520	0.9		1,100.00	000100	0.9
	1,500.00	020800	12.3		1,200.00	000100	2.0
	1,600.00	020800	9.5		1,200.00	021000	1.0
	1,650.00	000100	4.1		1,243.00	000100	1.3
	1,800.00	019300	0.8		1,300.00	000100	0.3
	2,000.00	000100	3.2		1,350.00	000100	5.0
	2,000.00	017200	1.1		1,350.00	024500	0.4
	2,000.00	018900	2.1		1,400.00	000100	1.7
Wtd. Avg. Base & Total Tons	1,454.55		51.8		1,400.00	021000	0.2
					1,442.00	000100	2.7
White Riesling *	750.00	000100	1.2		1,450.00	000100	0.8
	800.00	000100	0.1		1,450.00	026700	4.4
	1,380.00	000100	0.1		1,474.00	000100	3.9
	1,450.00	000100	13.9		1,500.00	000100	10.9
	1,500.00	013100	5.4		1,500.00	021000	1.8
Wtd. Avg. Base & Total Tons	1,418.99		20.7		1,500.00	024500	0.3
					1,500.00	026700	0.9
Other White b/	1,500.00	009520	0.3		1,550.00	000100	3.3
	2,200.00	000100	0.7		1,577.00	000100	19.3
Wtd. Avg. Base & Total Tons	1,990.00		1.0		1,577.18	000100	4.2
					1,577.18	013800	1.1
<b>WINE GRAPES (RED)</b>					1,600.00	000100	8.7
Aglianico	500.00	013600	2.1		1,600.00	017200	4.2
	1,639.05	013800	1.0		1,600.00	020600	1.9
	2,500.00	000100	5.7		1,600.00	022600	9.3
Wtd. Avg. Base & Total Tons	1,924.89		8.8		1,700.00	000100	1.0
					1,700.00	024500	4.8
Aleatico	2,310.00	021500	0.2		1,750.00	000100	3.4
Wtd. Avg. Base & Total Tons	2,310.00		0.2		1,750.00	021000	1.8
					1,780.00	000100	6.7
Alicante Bouschet *	1,600.00	000100	2.4		1,800.00	000100	14.1
Wtd. Avg. Base & Total Tons	1,600.00		2.4		1,800.00	021000	4.2
					1,800.00	024500	47.7
Barbera	1,200.00	000100	1.9		2,000.00	000100	28.8
	1,400.00	000100	0.8		2,100.00	000100	11.5
	1,500.00	000100	3.1		2,204.00	013600	14.6
	1,700.00	000100	1.2		2,300.00	000100	4.2
	1,750.00	021000	10.0		2,500.00	000100	23.8
	1,900.00	000100	6.8		3,500.00	021000	1.6
	1,950.00	000100	5.0		3,666.00	000100	0.6
	2,000.00	000100	4.3	Wtd. Avg. Base & Total Tons	1,766.58		282.7
	2,500.00	000100	16.2				
Wtd. Avg. Base & Total Tons	2,015.42		49.3	Carignane	800.00	000100	2.0
				Wtd. Avg. Base & Total Tons	800.00		2.0
Cabernet Franc	800.00	000100	1.0	Cinsaut *	1,387.00	000100	3.5
	800.00	022600	0.5		1,456.16	000100	7.3
	1,100.00	000100	12.2		1,500.00	009000	0.9
	1,150.00	000100	10.0		1,500.00	013100	1.0
	1,300.00	021000	0.5		1,650.00	000100	11.6
	1,400.00	020800	2.0		1,650.00	022800	1.8
	1,433.00	000100	7.2		1,800.00	022800	13.0
	1,433.83	000100	1.0		1,900.00	000100	7.4
	1,500.00	000100	2.0		2,000.00	000100	2.8
	1,500.00	022600	3.7	Wtd. Avg. Base & Total Tons	1,693.80		49.3
	1,500.00	026700	0.9				
	1,517.00	000100	4.6				

**TABLE 8: BASE PRICE PAID TO GROWERS FOR GRAPES CRUSHED AND DELIVERED TO CALIFORNIA PROCESSORS FROM THE 2016 CROP WITH BRIX FACTORS AND PURCHASED TONNAGE, BY TYPE, VARIETY, REPORTING DISTRICT WHERE GROWN, AND WEIGHTED AVERAGE BASE PRICE**

District, Type, and Variety	Base Price	Brix	Tons	District, Type, and Variety	Base Price	Brix	Tons
	Per Ton	Factors			Per Ton	Factors	
	Dollars	Code a/			Dollars	Code a/	
<b>DISTRICT 16 (Cont'd)</b>					1,358.00	026700	1.8
Counoise	1,400.00	010700	0.5		1,400.00	000100	3.2
	1,800.00	000100	2.5		1,400.00	022600	4.5
Wtd. Avg. Base & Total Tons	1,733.33		3.0		1,466.66	000100	1.8
					1,486.72	000100	2.8
Dolcetto	1,000.00	000100	3.1		1,486.72	013800	0.6
	2,500.00	000100	26.3		1,487.00	020800	0.2
Wtd. Avg. Base & Total Tons	2,341.84		29.4		1,500.00	000100	2.0
					1,500.00	017400	4.4
Grenache *	500.00	013600	0.6		1,600.00	000100	3.5
	1,000.00	000100	11.3		1,600.00	020800	3.0
	1,250.00	000100	3.0		1,700.00	022600	3.9
	1,400.00	000100	0.4		1,700.00	024500	0.8
	1,500.00	026700	1.7		1,700.00	026400	2.4
	1,546.00	021000	2.5		1,750.00	021000	5.7
	1,567.00	000100	2.2		1,783.00	013600	21.0
	1,567.00	020800	1.7		1,800.00	000100	0.2
	1,588.43	000100	0.7		1,900.00	000100	2.9
	1,600.00	000100	3.3		2,000.00	000100	6.0
	1,600.00	024500	3.2		2,000.00	024500	34.6
	1,650.00	024500	8.8		2,100.00	000100	1.5
	1,800.00	000100	3.9		2,500.00	000100	4.7
	1,800.00	024500	8.4		2,526.52	000100	2.3
	1,900.00	000100	4.4	Wtd. Avg. Base & Total Tons	1,657.80		147.5
	1,900.00	017200	0.5				
	1,930.00	000100	4.2	Mission	1,000.00	000100	0.2
	2,000.00	000100	5.1	Wtd. Avg. Base & Total Tons	1,000.00		0.2
	2,100.00	017400	2.9				
	2,100.00	024300	3.1	Montepulciano	2,200.00	000100	5.3
Wtd. Avg. Base & Total Tons	1,624.82		71.9	Wtd. Avg. Base & Total Tons	2,500.00	000100	53.1
					2,472.77		58.4
Malbec	1,000.00	000100	19.4	Nebbiolo	500.00	013600	0.1
	1,100.00	000100	6.4		1,313.21	021000	1.3
	1,100.00	017200	5.4		1,900.00	000100	2.0
	1,187.34	000100	7.1	Wtd. Avg. Base & Total Tons	1,634.46		3.4
	1,188.00	000100	12.3				
	1,300.00	000100	3.6	Negroamaro	1,200.00	021000	0.9
	1,550.00	000100	2.3	Wtd. Avg. Base & Total Tons	1,200.00		0.9
	1,630.00	000100	0.4				
	1,650.00	026400	1.5	Petit Verdot	500.00	013600	0.1
	1,700.00	000100	7.9		1,000.00	000100	1.1
	1,700.00	024500	5.4		1,300.00	017000	0.5
	1,800.00	000100	1.1		1,425.00	026700	2.4
	2,100.00	000100	3.9		1,450.00	026400	1.3
	2,350.00	017400	23.6		1,484.00	000100	0.4
Wtd. Avg. Base & Total Tons	1,545.71		100.3		1,700.00	000100	4.6
					1,700.00	022800	4.0
Mataro *	500.00	013600	1.5		1,900.00	000100	0.5
	850.00	000100	0.6	Wtd. Avg. Base & Total Tons	2,500.00	000100	5.2
	1,000.00	000100	1.9		1,804.41		20.1
	1,500.00	009520	1.2	Petite Sirah	500.00	013600	0.7
	1,500.00	026700	1.0		1,075.00	022600	2.4
	1,650.00	000100	4.8		1,100.00	000100	8.9
	1,650.00	022800	3.6		1,155.00	000100	9.9
	1,800.00	000100	3.3		1,400.00	000100	6.0
	1,800.00	017400	3.1		1,400.00	020800	1.8
	1,800.00	022800	5.9		1,450.00	021200	6.6
	1,800.00	024500	4.8		1,500.00	000100	1.9
	1,900.00	017000	1.0		1,500.00	022600	0.5
	1,900.00	021000	1.4		1,525.49	000100	0.1
	2,000.00	000100	11.9		1,550.00	022600	0.2
Wtd. Avg. Base & Total Tons	1,727.39		46.0		1,600.00	002600	0.9
					1,700.00	000100	0.4
Merlot	700.00	000100	6.9		1,700.00	024500	4.4
	1,000.00	000100	6.7		1,800.00	000100	2.0
	1,000.00	013600	2.0		1,800.00	024500	9.8
	1,100.00	000100	3.0		1,934.00	000100	3.0
	1,200.00	000100	3.5		2,000.00	000100	6.8
	1,200.00	020800	2.5		2,200.00	000100	2.9
	1,300.00	002100	1.6		2,500.00	000100	23.7
	1,300.00	017200	3.9		2,500.00	021000	3.9
	1,350.00	000100	2.7				
	1,350.00	024500	0.9				

**TABLE 8: BASE PRICE PAID TO GROWERS FOR GRAPES CRUSHED AND DELIVERED TO CALIFORNIA PROCESSORS FROM THE 2016 CROP WITH BRIX FACTORS AND PURCHASED TONNAGE, BY TYPE, VARIETY, REPORTING DISTRICT WHERE GROWN, AND WEIGHTED AVERAGE BASE PRICE**

District, Type, and Variety	Base Price	Brix	Tons	District, Type, and Variety	Base Price	Brix	Tons
	Per Ton	Factors			Per Ton	Factors	
	Dollars	Code a/			Dollars	Code a/	
<b>DISTRICT 16 (Cont'd)</b>					1,600.00	000100	6.6
Petite Sirah (Cont'd)					1,600.00	020800	2.3
Wtd. Avg. Base & Total Tons	1,800.92		96.8		1,600.00	022700	4.3
Pinot Noir	1,000.00	000100	2.7		1,600.00	024500	2.7
	1,500.00	020800	2.5		1,650.00	026700	4.4
	2,000.00	000100	6.1		1,700.00	000100	19.2
Wtd. Avg. Base & Total Tons	1,650.44		11.3		1,700.00	024500	7.3
					1,700.00	026800	30.7
Primitivo	500.00	013600	0.3		1,800.00	021000	4.4
	1,000.00	000100	1.8		1,800.00	026800	5.3
	1,360.00	024500	5.4		1,919.00	000100	1.0
	1,800.00	024800	4.1		1,950.00	026700	18.0
	1,900.00	000100	3.0		2,000.00	000100	3.8
Wtd. Avg. Base & Total Tons	1,532.47		14.6		2,909.68	000100	2.0
					3,120.00	000100	0.2
Rubired *	1,400.00	000100	0.2		3,500.00	021000	1.9
Wtd. Avg. Base & Total Tons	1,400.00		0.2	Wtd. Avg. Base & Total Tons	1,591.31		185.2
Sagrantino	1,300.00	020800	1.9	Tempranillo *	500.00	013600	0.7
Wtd. Avg. Base & Total Tons	1,300.00		1.9		700.00	000100	8.7
					1,000.00	000100	6.6
Salvador	1,650.00	024500	2.4		1,009.84	000100	0.8
Wtd. Avg. Base & Total Tons	1,650.00		2.4		1,200.00	000100	1.4
					1,200.00	013600	0.8
Sangiovese *	800.00	000100	1.0		1,300.00	021000	0.5
	1,000.00	000100	2.2		1,346.70	011100	1.9
	1,000.00	017400	2.0		1,417.66	000100	4.4
	1,100.00	000100	1.0		1,450.00	022600	1.7
	1,250.00	000100	0.6		1,500.00	000100	1.0
	1,400.00	020600	2.0		1,600.00	000100	1.8
	1,400.00	024500	0.9		1,700.00	000100	16.3
	1,500.00	026700	1.4		1,700.00	024500	3.0
	1,511.00	013600	5.4		1,900.00	017200	0.5
	1,650.00	000100	6.2		2,000.00	000100	16.3
	1,699.38	000100	6.7		2,100.00	000100	6.1
	1,699.38	013400	0.4		2,100.00	022600	4.5
	1,700.00	000100	1.6		2,500.00	000100	9.2
	1,750.00	010900	4.3	Wtd. Avg. Base & Total Tons	1,675.17		86.2
	1,800.00	000100	0.3				
	1,900.00	000100	9.5	Tinta Cao	2,100.00	000100	2.1
	1,900.00	013600	0.5	Wtd. Avg. Base & Total Tons	2,100.00		2.1
	2,000.00	000100	7.4				
	2,000.00	017400	3.6	Touriga Nacional *	2,100.00	000100	1.4
	2,200.00	000100	2.3	Wtd. Avg. Base & Total Tons	2,100.00		1.4
	2,500.00	000100	26.9				
	2,500.00	017400	2.8	Zinfandel	930.33	000100	0.6
Wtd. Avg. Base & Total Tons	1,961.35		89.0		1,000.00	000100	7.0
					1,200.00	020800	1.2
Syrah *	500.00	013600	5.5		1,300.00	000100	4.1
	500.00	017400	1.3		1,300.00	021000	2.3
	1,000.00	000100	5.3		1,350.00	000100	1.9
	1,000.00	013600	2.0		1,400.00	000100	6.8
	1,079.00	000100	4.3		1,400.00	024500	2.2
	1,100.00	000100	2.4		1,498.00	000100	1.0
	1,200.00	000100	2.0		1,500.00	000100	7.2
	1,230.00	000100	1.7		1,500.00	009520	2.0
	1,269.00	000100	1.2		1,550.00	000100	8.1
	1,300.00	000100	1.2		1,550.00	020800	0.9
	1,350.00	021000	3.0		1,600.00	000100	5.0
	1,400.00	000100	3.2		1,600.00	027600	7.9
	1,400.00	020800	0.8		1,700.00	000100	10.5
	1,400.00	021200	10.5		1,700.00	027600	5.5
	1,454.84	000100	1.0		1,900.00	000100	5.1
	1,454.84	000400	1.0		1,900.00	027600	13.8
	1,454.84	013400	1.0		2,000.00	000100	6.0
	1,455.00	000100	0.8		2,500.00	000100	26.7
	1,455.00	020800	1.7		2,500.00	021000	3.5
	1,465.00	000100	2.4	Wtd. Avg. Base & Total Tons	1,801.87		129.3
	1,485.00	026700	1.6				
	1,500.00	000100	8.9	Other Red b/	500.00	000100	0.4
	1,500.00	009520	3.6	Wtd. Avg. Base & Total Tons	1,500.00	009520	0.4
	1,500.00	013400	1.0		1,000.00		0.8
	1,500.00	026700	3.7				

**TABLE 8: BASE PRICE PAID TO GROWERS FOR GRAPES CRUSHED AND DELIVERED TO CALIFORNIA PROCESSORS FROM THE 2016 CROP WITH BRIX FACTORS AND PURCHASED TONNAGE, BY TYPE, VARIETY, REPORTING DISTRICT WHERE GROWN, AND WEIGHTED AVERAGE BASE PRICE**

District, Type, and Variety	Base Price	Brix	Tons	District, Type, and Variety	Base Price	Brix	Tons
	Per Ton	Factors			Per Ton	Factors	
	Dollars	Code a/			Dollars	Code a/	
<b>DISTRICT 17</b>					480.00	000100	512.0
<b>WINE GRAPES (WHITE)</b>					492.50	009200	24.2
Albarino	650.00	000100	261.1		492.50	009900	142.3
	670.00	000100	158.8		500.00	000100	1,195.6
	700.00	000100	323.7		500.00	007800	9.8
	800.00	000100	3.0		500.00	009200	874.2
	1,200.00	000100	1.4		500.00	009900	279.2
	1,300.00	000100	37.4		600.00	000100	807.0
	1,600.00	000100	5.9		600.00	009450	24.9
Wtd. Avg. Base & Total Tons	713.81		791.3		650.00	000100	290.2
					775.00	000100	2.2
Chardonnay *	200.00	000100	23.9		775.00	017200	3.0
	250.00	017200	387.9		800.00	013600	1.7
	425.00	000100	24.7		833.08	000100	1.3
	428.57	000100	165.2		900.00	007900	6.3
	450.00	000100	755.1		1,000.00	021200	5.3
	500.00	000100	6,843.8		1,075.00	000100	15.5
	500.00	017000	1,221.7		1,450.00	000100	2.7
	500.00	044490	674.2	Wtd. Avg. Base & Total Tons	428.40		14,109.9
	500.00	060485	55.7				
	525.00	000100	620.0	Cortese	570.00	000100	48.6
	550.00	000100	873.1		600.00	000100	12.8
	550.00	019000	69.5	Wtd. Avg. Base & Total Tons	576.25		61.4
	560.10	000100	232.8				
	575.00	000100	251.5	Fiano	800.00	000100	7.6
	575.00	044490	263.2	Wtd. Avg. Base & Total Tons	800.00		7.6
	585.00	000100	224.5				
	590.00	000100	132.3	Gewurztraminer	200.00	000100	235.0
	590.02	000100	438.5		215.00	000100	294.9
	600.00	000100	7,395.6		220.00	000100	335.9
	600.00	007600	396.7		400.00	048180	8.8
	600.00	017000	3,167.1		550.00	000100	121.6
	611.62	000100	562.9		600.00	000100	1,635.6
	615.00	000100	2,142.1		615.00	000100	600.0
	620.00	000100	604.9		620.00	000100	956.9
	625.00	001700	482.7		650.00	000100	787.7
	625.00	002200	37.9		700.00	000100	865.0
	640.00	000100	1,375.7		725.00	000100	35.2
	649.02	000100	71.8		800.00	000100	1.6
	650.00	000100	4,110.0		1,000.00	021200	1.8
	675.00	000100	225.9	Wtd. Avg. Base & Total Tons	568.78		5,880.0
	700.00	000100	1,903.8				
	720.81	000100	391.7	Grenache Blanc	1,200.00	000100	1.0
	725.00	019200	580.5		1,500.00	000100	42.8
	746.73	000100	374.3	Wtd. Avg. Base & Total Tons	1,493.15		43.8
	747.77	000100	387.2				
	750.00	000100	3,838.1	Gruner Veltliner	600.00	000100	44.2
	750.00	013400	985.3		650.00	000100	21.0
	800.00	000100	215.6	Wtd. Avg. Base & Total Tons	616.10		65.2
	810.00	000100	534.1				
	850.00	013400	1,654.0	Muscat Blanc *	395.00	000100	95.4
	900.00	000100	419.8		400.00	048600	41.7
	900.00	009400	101.9		700.00	000100	20.4
	925.00	000100	175.1		750.00	000100	153.4
	1,075.00	000100	13.0		1,075.00	000100	10.1
	1,250.00	013600	1.2		1,125.00	000100	16.6
Wtd. Avg. Base & Total Tons	621.68		45,406.5		1,150.00	013600	4.1
					1,375.00	000100	1.5
Chenin Blanc	200.00	000100	70.1	Wtd. Avg. Base & Total Tons	641.03		343.2
	220.00	000100	31.3				
	300.00	000100	389.7	Muscat of Alexandria	892.99	000100	92.6
	300.00	013100	1,055.5	Wtd. Avg. Base & Total Tons	892.99		92.6
	350.00	000100	411.1				
	375.00	000100	2,951.9	Pinot Gris *	200.00	000100	3.1
	395.00	000100	120.0		433.43	000100	50.0
	400.00	000100	1,993.7		465.00	000100	15.1
	415.00	000100	1,036.2		500.00	013400	354.6
	420.00	000100	147.7		550.00	000100	64.9
	440.00	000100	150.4		575.00	044450	799.8
	450.00	000100	580.4		600.00	000100	4,805.4
	450.00	038210	338.3		600.00	017000	888.7
	455.70	007600	215.9		615.00	000100	409.2
	455.70	007800	420.3		615.22	000100	160.9

**TABLE 8: BASE PRICE PAID TO GROWERS FOR GRAPES CRUSHED AND DELIVERED TO CALIFORNIA PROCESSORS FROM THE 2016 CROP WITH BRIX FACTORS AND PURCHASED TONNAGE, BY TYPE, VARIETY, REPORTING DISTRICT WHERE GROWN, AND WEIGHTED AVERAGE BASE PRICE**

District, Type, and Variety	Base Price	Brix	Tons	District, Type, and Variety	Base Price	Brix	Tons
	Per Ton	Factors			Per Ton	Factors	
	Dollars	Code a/			Dollars	Code a/	
<b>DISTRICT 17 (Cont'd)</b>					620.00	069620	43.5
Pinot Gris * (Cont'd)	620.00	000100	2,204.8		633.40	000100	84.4
	625.00	000100	1,029.8		725.00	000100	192.3
	625.15	000100	52.7		800.00	019200	145.0
	642.71	000100	720.6		900.00	009400	30.6
	645.00	000100	237.9		1,075.00	000100	4.3
	650.00	000100	777.6		1,150.00	000100	4.2
	650.00	044450	226.8	Wtd. Avg. Base & Total Tons	589.28		1,794.9
	662.00	000100	1,367.5				
	670.00	000100	470.9	White Riesling *	200.00	000100	893.2
	675.00	000100	87.0		220.00	000100	305.6
	700.00	000100	446.2		250.00	000100	282.7
	700.00	015500	181.9		500.00	000100	116.5
	750.00	009900	189.8		520.00	000100	123.0
	779.00	000100	397.0		600.00	000100	226.7
	850.00	000100	41.1		614.74	000100	256.4
	880.00	000100	193.4		650.00	000100	4,029.4
	885.00	000100	167.5		665.00	000100	43.0
	892.99	000100	145.6	Wtd. Avg. Base & Total Tons	1,000.00	021200	1.0
Wtd. Avg. Base & Total Tons	1,185.00	000100	122.4		538.61		6,277.5
	636.97		16,612.2	Other White b/	570.00	000100	56.6
Sauvignon Blanc	425.00	000100	143.1		600.00	000100	35.8
	450.00	000100	530.2	Wtd. Avg. Base & Total Tons	581.62		92.4
	495.00	000100	529.5				
	500.00	000100	3,689.4	<b>WINE GRAPES (RED)</b>			
	500.00	011100	292.1	Aglianico	1,375.00	000100	10.2
	505.00	000100	75.7		1,450.00	017200	2.7
	515.00	000100	788.8		1,475.00	000100	2.2
	520.00	000100	524.2		1,950.00	000100	1.5
	525.00	000100	505.8	Wtd. Avg. Base & Total Tons	1,452.41		16.6
	540.00	000100	2,189.1				
	545.00	000100	937.2	Barbera	1,275.00	000100	12.0
	550.00	000100	675.9		1,350.00	013600	5.6
	600.00	000100	344.3		1,375.00	000100	2.0
	620.00	000100	115.3		1,500.00	000100	2.6
	750.00	000100	71.3	Wtd. Avg. Base & Total Tons	1,900.00	000100	1.0
	775.00	000100	87.7		1,353.88		23.2
	800.00	000100	4.0				
	825.00	000100	72.7	Cabernet Franc	650.00	000100	67.3
	900.00	010110	2.0		1,000.00	000100	9.7
	1,025.00	000100	16.1		1,000.00	021500	9.8
	1,075.00	000100	1.7		1,250.00	000100	1.6
	1,100.00	000100	5.7	Wtd. Avg. Base & Total Tons	1,275.00	000100	2.8
Wtd. Avg. Base & Total Tons	1,150.00	013600	3.4		754.55		91.2
	524.98		11,605.2				
Semillon	175.00	000100	60.8	Cabernet Sauvignon	600.00	000100	21.8
	465.00	000100	200.4		650.00	000100	574.5
	470.00	000100	653.0		709.80	000100	487.4
	800.00	018100	12.0		775.00	000100	255.8
Wtd. Avg. Base & Total Tons	453.83		926.2		800.00	000100	339.5
					875.00	000100	278.4
Symphony	350.00	000100	83.2		1,000.00	000100	113.0
	415.00	000100	168.1		1,000.00	021500	7.8
Wtd. Avg. Base & Total Tons	393.48		251.3		1,050.00	000100	316.8
					1,150.00	021500	5.8
Verdejo	800.00	009000	4.2		1,300.00	025100	15.4
	1,075.00	000100	4.6		1,375.00	000100	8.8
	1,550.00	000100	5.0		1,400.00	000100	1.0
Wtd. Avg. Base & Total Tons	1,163.41		13.8	Wtd. Avg. Base & Total Tons	1,450.00	013600	4.9
					800.79		2,430.9
Verdelho	500.00	000100	53.7	Carignane	1,300.00	000100	15.7
	600.00	000100	168.7		1,450.00	000100	9.6
Wtd. Avg. Base & Total Tons	575.85		222.4	Wtd. Avg. Base & Total Tons	1,356.92		25.3
Viognier	400.00	000100	88.4	Cinsaut *	2,000.00	000100	6.6
	400.00	048470	26.1		3,900.00	000100	4.3
	425.00	000100	267.5	Wtd. Avg. Base & Total Tons	2,749.54		10.9
	433.43	000100	19.0				
	570.00	069620	554.0	Dolcetto	1,350.00	000100	4.5
	600.00	000100	45.3		1,375.00	000100	2.3
	600.00	069620	290.3		1,450.00	017200	2.3

**TABLE 8: BASE PRICE PAID TO GROWERS FOR GRAPES CRUSHED AND DELIVERED TO CALIFORNIA PROCESSORS FROM THE 2016 CROP WITH BRIX FACTORS AND PURCHASED TONNAGE, BY TYPE, VARIETY, REPORTING DISTRICT WHERE GROWN, AND WEIGHTED AVERAGE BASE PRICE**

District, Type, and Variety	Base Price	Brix	Tons	District, Type, and Variety	Base Price	Brix	Tons
	Per Ton	Factors			Per Ton	Factors	
	Dollars	Code a/			Dollars	Code a/	
<b>DISTRICT 17 (Cont'd)</b>					950.00	000100	415.8
Dolcetto (Cont'd)					950.00	023000	105.9
Wtd. Avg. Base & Total Tons	1,381.59		9.1		955.22	000100	359.3
Gamay (Napa) *	400.00	007600	182.2		975.00	000100	277.3
	1,250.00	000100	10.1		1,000.00	000100	216.1
	1,500.00	000100	3.6		1,050.00	017800	97.0
Wtd. Avg. Base & Total Tons	464.04		195.9		1,050.00	023000	335.2
					1,100.00	000100	291.2
Grenache *	1,275.00	000100	2.7		1,144.15	000100	591.4
	1,350.00	013600	3.5		1,200.00	014100	13.0
	1,375.00	000100	2.1		1,250.00	013800	1.1
	1,575.00	000100	3.2		1,275.00	000100	14.4
Wtd. Avg. Base & Total Tons	1,399.57		11.5		1,300.00	021500	13.2
					1,350.00	000100	4.4
Malbec	800.00	000100	46.1		1,400.00	000100	49.0
	1,275.00	000100	11.4		1,400.00	024800	47.4
	1,350.00	000100	4.4		1,400.00	027600	6.3
	1,400.00	000100	1.6		1,575.00	000100	2.0
Wtd. Avg. Base & Total Tons	938.50		63.5	Wtd. Avg. Base & Total Tons	836.88		8,440.2
Mataro *	337.50	000100	1.3	Pinot Noir	600.00	000100	765.8
	1,275.00	000100	6.0		600.00	013600	1.0
	1,375.00	000100	2.1		641.66	000100	24.0
	1,575.00	000100	1.9		650.00	000100	594.2
Wtd. Avg. Base & Total Tons	1,236.17		11.3		650.00	066173	3,336.3
					650.00	067225	306.8
Merlot	350.00	000100	169.7		675.00	000100	1,198.5
	400.00	059590	394.6		700.00	000100	9,596.5
	450.00	000100	44.4		723.30	000100	79.8
	475.00	000100	221.8		750.00	000100	934.3
	500.00	000100	696.0		750.00	059590	49.6
	500.00	066157	21.8		775.00	000100	566.8
	550.00	017000	1,841.1		800.00	000100	590.1
	575.00	000100	48.7		815.00	000100	46.0
	600.00	000100	396.6		825.00	000100	315.9
	612.06	017000	579.2		850.00	000100	999.6
	700.00	000100	242.9		900.00	000100	907.5
	707.00	025100	15.8		900.00	024500	24.3
	750.00	000100	52.8		1,000.00	000100	153.2
	775.00	000100	1,489.1		1,039.53	000100	318.3
	850.00	000100	426.8		1,100.00	023000	382.3
	900.00	017400	92.3		1,100.00	024500	65.5
	1,500.00	021500	5.8	Wtd. Avg. Base & Total Tons	725.73		21,256.3
Wtd. Avg. Base & Total Tons	617.85		6,739.4	Primitivo	1,275.00	000100	11.2
					1,350.00	000100	5.1
Nebbiolo	1,275.00	000100	12.2		1,450.00	000100	3.4
	1,450.00	017200	2.0	Wtd. Avg. Base & Total Tons	1,324.62		19.7
	1,500.00	000100	2.1	Syrah *	600.00	020800	499.3
	1,575.00	000100	0.8		625.00	000100	19.5
Wtd. Avg. Base & Total Tons	1,337.13		17.1		800.00	000100	4.0
					900.00	017400	82.9
Petit Verdot	1,375.00	000100	12.6		1,200.00	000100	9.7
	1,400.00	000100	0.8		1,500.00	000100	12.0
	1,400.00	021500	2.9	Wtd. Avg. Base & Total Tons	668.18		627.4
	1,450.00	013600	5.1	Tannat	1,275.00	000100	64.3
	1,750.00	000100	0.9	Wtd. Avg. Base & Total Tons	1,500.00	000100	1.6
Wtd. Avg. Base & Total Tons	1,411.43		22.3		1,280.46		65.9
Petite Sirah	350.00	069485	91.6	Tempranillo *	800.00	000100	134.2
	450.00	000100	353.7		1,275.00	000100	41.3
	500.00	000100	0.9		1,350.00	000100	4.5
	600.00	000100	119.5		1,375.00	000100	3.4
	650.00	000100	112.7		1,450.00	000100	15.5
	700.00	000100	51.2		1,500.00	000100	6.0
	725.00	066157	3,601.3	Wtd. Avg. Base & Total Tons	987.03		204.9
	750.00	000100	63.1	Teroldego	750.00	066123	359.5
	800.00	000100	139.9		800.00	000100	24.5
	873.00	000100	61.4		1,275.00	000100	3.0
	875.00	000100	597.5		1,375.00	000100	2.2
	875.00	018100	138.3				
	875.00	067945	146.2				
	925.00	067945	98.3				
	935.75	023000	24.6				



**TABLE 8: BASE PRICE PAID TO GROWERS FOR GRAPES CRUSHED AND DELIVERED TO CALIFORNIA PROCESSORS FROM THE 2016 CROP WITH BRIX FACTORS AND PURCHASED TONNAGE, BY TYPE, VARIETY, REPORTING DISTRICT WHERE GROWN, AND WEIGHTED AVERAGE BASE PRICE**

District, Type, and Variety	Base Price	Brix	Tons	District, Type, and Variety	Base Price	Brix	Tons
	Per Ton	Factors			Per Ton	Factors	
	Dollars	Code a/			Dollars	Code a/	
<b>DISTRICT 17 (Cont'd)</b>							
Teroldego (Cont'd)	1,400.00	000100	3.9				
	1,450.00	017200	4.0				
	1,500.00	000100	2.8				
	1,900.00	000100	1.5				
Wtd. Avg. Base & Total Tons	783.22		401.4				
Zinfandel	300.00	000100	1,887.2				
	300.00	009100	747.2				
	400.00	000100	449.1				
	1,750.00	027600	12.3				
Wtd. Avg. Base & Total Tons	320.27		3,095.8				
Other Red b/	350.00	000100	78.6				
	1,275.00	000100	4.6				
Wtd. Avg. Base & Total Tons	401.14		83.2				

\* Synonyms for variety names are shown on Page 5.

a/ See code descriptions in Table 8 - Supplement: 2016 Brix Adjustment Factors.

b/ Other categories include minor and mixed varieties.

c/ Price basis per Degree Brix.

d/ Price per Degree Brix not included in weighted average base price.

e/ All prices based on per Degree Brix.

**TABLE 8 - SUPPLEMENT: 2016 BRIX ADJUSTMENT FACTORS**

The following Brix adjustment factors are on a per degree Brix basis and are normally calculated to a tenth of a degree, and are cumulative unless otherwise indicated. Most processors, however, indicate maximum and/or minimum Brix acceptance limits. Grapes testing above or below these limits may be subject to price renegotiation, acceptance for use other than for table wine, or rejection by the processors. Discounts for high sugar apply to both base price and bonus unless otherwise stated. There are factors other than Brix, such as material other than grapes (MOG), defects, weight loss in late harvest grapes, and sugar/acid ratios that affect grape prices. These were not considered in this presentation, unless otherwise stated, but were considered in arriving at weighted average prices.

<u>Category</u>	<u>Code</u>	<u>Description</u>	<u>Category</u>	<u>Code</u>	<u>Description</u>
PREMIUM OR PEN	000100	No max. or min.		012550	Acceptable limits 20.5-24
	000400	Min. acceptance 16		012620	Acceptable limits 20.5-26
	000600	Min. acceptance 17		012885	Acceptable limits 21-25.6
	000700	Min. acceptance 17.5		012900	Acceptable limits 21-22
	000800	Min. acceptance 18		013000	Acceptable limits 21-22.5
	001000	Min. acceptance 19		013070	Acceptable limits 21-22.7
	001100	Min. acceptance 19.2		013100	Acceptable limits 21-23
	001400	Min. acceptance 20		013200	Acceptable limits 21-23.5
	001500	Min acceptance 20.1		013250	Acceptable limits 21-23.7
	001600	Min. acceptance 20.5		013400	Acceptable limits 21-24
	001700	Min. acceptance 21		013500	Acceptable limits 21-24.5
	001900	Min. acceptance 22		013600	Acceptable limits 21-25
	002000	Min. acceptance 22.5		013700	Acceptable limits 21-25.5
	002100	Min. acceptance 22.8		013800	Acceptable limits 21-26
	002200	Min. acceptance 23		014000	Acceptable limits 21-27
	002300	Min. acceptance 23.5		014100	Acceptable limits 21-28
	002500	Min. acceptance 23.8		014400	Acceptable limits 21-29
	002600	Min. acceptance 24		014500	Acceptable limits 21-30
	002800	Min. acceptance 24.4		014570	Acceptable limits 21-35
	002900	Min. acceptance 24.5		014600	Acceptable limits 21-40
	003100	Min. acceptance 25		015200	Acceptable limits 21.5-22.5
	003150	Min. acceptance 25.5		015300	Acceptable limits 21.5-23
	003200	Min. acceptance 26		015500	Acceptable limits 21.5-23.5
	004050	Max. acceptance 24		015700	Acceptable limits 21.5-24
	004200	Max. acceptance 25		015800	Acceptable limits 21.5-24.5
	004205	Max. acceptance 25.5		016000	Acceptable limits 21.5-25.5
	004210	Max. acceptance 26		016300	Acceptable limits 21.5-27
	004255	Max. acceptance 27		016800	Acceptable limits 22-23
	004265	Max. acceptance 28		016900	Acceptable limits 22-23.5
	004268	Max. acceptance 29		017000	Acceptable limits 22-24
	004270	Max. acceptance 30		017100	Acceptable limits 22-24.5
	004900	Acceptable limits 15-18		017200	Acceptable limits 22-25
	005350	Acceptable limits 16-18		017300	Acceptable limits 22-25.5
	005400	Acceptable limits 16-19		017400	Acceptable limits 22-26
	005600	Acceptable limits 16-20		017600	Acceptable limits 22-27
	005805	Acceptable limits 16-25		017800	Acceptable limits 22-28
	006400	Acceptable limits 17-20		017900	Acceptable limits 22-29
	006500	Acceptable limits 17-21		018000	Acceptable limits 22-30
	006650	Acceptable limits 17-22		018050	Acceptable limits 22-32
	006830	Acceptable limits 17-24		018100	Acceptable limits 22-35
	007500	Acceptable limits 18-19		018640	Acceptable limits 22.4-24.5
	007600	Acceptable limits 18-20		018800	Acceptable limits 22.5-23.5
	007800	Acceptable limits 18-21		018900	Acceptable limits 22.5-24
	007900	Acceptable limits 18-22		019000	Acceptable limits 22.5-24.5
	008100	Acceptable limits 18-24		019100	Acceptable limits 22.5-25
	008200	Acceptable limits 18-25		019200	Acceptable limits 22.5-25.5
	008900	Acceptable limits 19-20		019300	Acceptable limits 22.5-26
	008950	Acceptable limits 19-20.5		019400	Acceptable limits 22.5-26.5
	009000	Acceptable limits 19-21		019500	Acceptable limits 22.5-27
	009100	Acceptable limits 19-22		019600	Acceptable limits 22.5-28
	009200	Acceptable limits 19-22.5		020150	Acceptable limits 22.8-24.5
	009300	Acceptable limits 19-23		020400	Acceptable limits 22.8-26
	009400	Acceptable limits 19-24		020600	Acceptable limits 23-24
	009450	Acceptable limits 19-24.5		020700	Acceptable limits 23-24.5
	009500	Acceptable limits 19-25		020800	Acceptable limits 23-25
	009520	Acceptable limits 19-26		020900	Acceptable limits 23-25.5
	009552	Acceptable limits 19-35		021000	Acceptable limits 23-26
	009900	Acceptable limits 19.5-22.5		021100	Acceptable limits 23-26.5
	010110	Acceptable limits 19.5-24		021200	Acceptable limits 23-27
	010400	Acceptable limits 19.7-25.8		021300	Acceptable limits 23-27.5
	010600	Acceptable limits 20-21		021500	Acceptable limits 23-28
	010650	Acceptable limits 20-21.5		021600	Acceptable limits 23-29
	010700	Acceptable limits 20-22		021800	Acceptable limits 23-30
	010800	Acceptable limits 20-22.5		022500	Acceptable limits 23.5-24
	010900	Acceptable limits 20-23		022600	Acceptable limits 23.5-24.5
	011100	Acceptable limits 20-24		022700	Acceptable limits 23.5-25
	011300	Acceptable limits 20-25		022800	Acceptable limits 23.5-25.5
	011400	Acceptable limits 20-26		022900	Acceptable limits 23.5-26
	011500	Acceptable limits 20-27		023000	Acceptable limits 23.5-26.5
	011700	Acceptable limits 20-29		023100	Acceptable limits 23.5-27
	011800	Acceptable limits 20-30		023200	Acceptable limits 23.5-27.5
	012300	Acceptable limits 20.5-22.5		023400	Acceptable limits 23.5-28
	012500	Acceptable limits 20.5-23.5		023500	Acceptable limits 23.5-28.5

**TABLE 8 - SUPPLEMENT: 2016 BRIX ADJUSTMENT FACTORS**

The following Brix adjustment factors are on a per degree Brix basis and are normally calculated to a tenth of a degree, and are cumulative unless otherwise indicated. Most processors, however, indicate maximum and/or minimum Brix acceptance limits. Grapes testing above or below these limits may be subject to price renegotiation, acceptance for use other than for table wine, or rejection by the processors. Discounts for high sugar apply to both base price and bonus unless otherwise stated. There are factors other than Brix, such as material other than grapes (MOG), defects, weight loss in late harvest grapes, and sugar/acid ratios that affect grape prices. These were not considered in this presentation, unless otherwise stated, but were considered in arriving at weighted average prices.

Category	Code	Description	Category	Code	Description
PREMIUM OR PEN (Cont'd)	024300	Acceptable limits 24-25	21-24 BRIX	043220	No premium; -2% above or below
	024400	Acceptable limits 24-25.5	21.5 BRIX	043900	No premium; -10% below
	024500	Acceptable limits 24-26	21.5-23 BRIX	044445	No premium; -2% above or below
	024600	Acceptable limits 24-26.5		044450	No premium; -10% below
	024800	Acceptable limits 24-27	21.5-23.5 BRIX	044480	No premium; -2% above or below
	025000	Acceptable limits 24-27.5		044490	No premium; -10% below
	025100	Acceptable limits 24-28	21.5-24 BRIX	045250	No premium; -10% below
	025300	Acceptable limits 24-29	21.5-24.5 BRIX	045268	No premium; -2% above or below
	025400	Acceptable limits 24-30	22 BRIX	045950	No premium; -7.5% below
	025430	Acceptable limits 24-31		046000	No premium; -10% below
	025450	Acceptable limits 24-32		046850	No premium; -12.5% below
	026400	Acceptable limits 24.5-25		046875	No premium; -13.75% below
	026500	Acceptable limits 24.5-25.5		048110	+10% above, max 26
	026700	Acceptable limits 24.5-26		048120	+10% above, max \$25
	026800	Acceptable limits 24.5-26.5	22-23 BRIX	048180	No premium; -10% below
	026900	Acceptable limits 24.5-27	22-23.5 BRIX	048470	No premium; -10% below
	027100	Acceptable limits 24.5-28	22-24 BRIX	048600	No premium; -10% below
	027120	Acceptable limits 24.5-29	22-25 BRIX	050773	No premium; -2% above or below
	027150	Acceptable limits 24.5-30		050900	No premium; -10% above or below
	027500	Acceptable limits 25-26	22-26 BRIX	051800	No premium; -10% below
	027560	Acceptable limits 25-26.5	22.5 BRIX	052500	No premium; -10% below
	027600	Acceptable limits 25-27		053750	+10% above, max \$25
	027800	Acceptable limits 25-28	22.5-24 BRIX	054575	No premium; -10% below
	028000	Acceptable limits 25-29	22.5-24.5 BRIX	054875	No premium; -10% below
	028100	Acceptable limits 25-30	22.5-25.5 BRIX	055570	No premium; -2% above or below
	028200	Acceptable limits 25-31	23 BRIX	056697	No premium; -2% above or below
	028300	Acceptable limits 25-32		056900	No premium; -10% below
	028750	Acceptable limits 25.5-26.5		058640	No premium; -25% below
	028800	Acceptable limits 25.5-27		058651	+5% above to 24.5, -10% below
	028830	Acceptable limits 25.5-28		058652	+5% above to 26
	029050	Acceptable limits 26-27		058653	+5% above to 24, -10% below, min. 22.5
	029100	Acceptable limits 26-27.5		058663	+10% above to 24.5
	029125	Acceptable limits 26-28		058664	+10% above, max \$25
	029200	Acceptable limits 26-29		058666	+10% above, max \$35
	029300	Acceptable limits 26-30		058668	+\$10 above, max. 25.5
	029400	Acceptable limits 26-31		058680	+\$40 above to 26
	029740	Acceptable limits 26.3-30.3	23-24 BRIX	058780	No premium; -10% below
	029800	Acceptable limits 27-29	23-24.5 BRIX	059590	No premium; -10% below
	029960	Acceptable limits 26-50	23-25 BRIX	059700	No premium; -10% below
	030350	Acceptable limits 28-30		060410	+\$10 above to 25.5
	030400	Acceptable limits 28-32	23-25.5 BRIX	060420	No premium; -2% above or below
	030682	Acceptable limits 29-31	23-26 BRIX	060485	No premium; -2% above or below
	030685	Acceptable limits 29-32		060505	No premium; -10% above or below
	030850	Acceptable limits 30-32	23-27 BRIX	060909	No premium; -15% above or below
	030940	Acceptable limits 30-40		060930	+10% per degree above 27
	031150	Acceptable limits 32-35	23.5 BRIX	061250	No premium; -5% below
	031600	Acceptable limits 35-40		061300	No premium; -10% below
16-18 BRIX	033290	No premium; -10% below		062414	+10% above, max \$25
16.5 BRIX	033680	+10% above; -10% below, min. 15.5		062416	+10% above, max \$30
	033690	+10% above to 18, -10% below, acceptable limits 15-20		062418	+\$10 above to 25.5, min. 23
17 BRIX	033960	+\$15 above to 21		062419	+\$10 above to 25.5
17-18 BRIX	033980	No premium; -10% below		062420	+\$10 above to 25.5, min. 23.5
18-20 BRIX	034980	No premium; -2% above or below		062427	+5% above to 26, min. 23
	034990	No premium; -10% below		062429	+\$15 above to 24.5
19 BRIX	037407	+\$20 above to 22		062431	+5% above to 40, min 22.5
	037410	+\$20 above to 25		062435	+\$20 to 25.5
19-21 BRIX	037435	No premium; -10% below		062448	+\$25 above, max. 25.5
19-22 BRIX	037450	No premium; -10% below	23.5-24.5 BRIX	062590	No premium; -10% below
19.5-21.5 BRIX	038200	No premium; -10% below	23.5-25 BRIX	063600	No premium; -10% below
19.5-22 BRIX	038210	No premium; -10% below		063800	No premium; -10% below, min. 23.0
20 BRIX	038670	No premium; -8% below		063860	No premium; -15% below, acceptable limits 23-40
	038680	No premium; -8.75% below	23.5-26 BRIX	064405	No premium; -\$100/ton per degree below
	038690	No premium; -9.5% below	23.5-26.5 BRIX	064440	No premium; -2% above or below
	038700	No premium; -10% below	23.5-27.5 BRIX	064610	No premium; -2% above or below
	039200	No premium; -15% below	24 BRIX	064788	No premium; -5% below
	039675	+\$15 to 22		064800	No premium; -10% below
20-24 BRIX	040050	No premium; -10% above or below		065675	No premium; -10% above or below, acceptable limits 22-26
20.5 BRIX	040300	No premium; -10% below		065680	No premium; -10% above or below, acceptable limits 23-26
21 BRIX	042175	No premium; -14.25% below		066105	+4% above to 28
21-22 BRIX	042470	No premium; -10% below		066123	+5% above to 26
21-22.5 BRIX	042550	No premium; -10% below		066148	+5% above to 26, -10% below, min. 23
21-23 BRIX	042690	No premium; -2% above or below		066151	+5% above to 26, -10% below, min 23.5
	042700	No premium; -10% below		066152	+5% above to 26, -10% below, min. 24

**TABLE 8 - SUPPLEMENT: 2016 BRIX ADJUSTMENT FACTORS**

The following Brix adjustment factors are on a per degree Brix basis and are normally calculated to a tenth of a degree, and are cumulative unless otherwise indicated. Most processors, however, indicate maximum and/or minimum Brix acceptance limits. Grapes testing above or below these limits may be subject to price renegotiation, acceptance for use other than for table wine, or rejection by the processors. Discounts for high sugar apply to both base price and bonus unless otherwise stated. There are factors other than Brix, such as material other than grapes (MOG), defects, weight loss in late harvest grapes, and sugar/acid ratios that affect grape prices. These were not considered in this presentation, unless otherwise stated, but were considered in arriving at weighted average prices.

<u>Category</u>	<u>Code</u>	<u>Description</u>	
24 BRIX (Cont'd)	066157	+5% above to 26, -10% below	
	066158	+5% above to 30, -10% below	
	066168	+5% above to 26.5, -10% below	
	066169	+5% above to 27	
	066173	+5% above to 27, min. 23	
	066174	+5% above to 27, -10% below, min. 23	
	066175	+5% above to 29.5, -10% below	
	066176	+5% above to 27.5, -10% below	
	066320	+\$10 above to 25.5, min. 23	
	066330	+25% above to 31	
	24-25 BRIX	066540	No premium; -10% below
		067172	+ 10% above, - 10% below
	24-25.5 BRIX	067180	No premium; -10% below, min. 23
067225		No premium; -15% below, min. 23.5	
067420		+5% above to 27.13, -10% below, min. 23	
24-26 BRIX	067485	No premium; -2% above or below	
	067525	No premium; -10% below, min 23.5	
	067550	No premium; -10% below	
	067625	No premium; -15% below	
24-26.4 BRIX	067945	Bonus above; deductions below	
24-26.5 BRIX	067952	No premium; -10% below	
24-27 BRIX	067967	No premium; -2% above or below	
	067981	+5% above	
24.5 BRIX	067989	+ 10% above	
	069100	-10% below, +5% above to 26.5	
	069110	+5% above to 26, min. 23.5	
	069125	+5% above to 26.5, min. 24	
	069130	+5% above to 26.5, -10% below, min. 24	
24.5-27.5 BRIX	069206	+10% above to 40, min. 24	
	069485	No premium; -2% above or below	
	25 BRIX	069570	+3% above to 40
		069620	+5% above to 27, -10% below, min. 24
		069650	+5% to 27
		069655	+5% above to 27, min. 24
		069905	No premium; -10% above or below, acceptable limits 20-26.5
		069910	No premium; -10% above or below, acceptable limits 23-26
		069945	No premium; -10% above or below, acceptable limits 24-30
		070232	+10% above, max \$25
25-26 BRIX		070300	No premium; -15% below
25-28 BRIX		070461	+ 15% above
26 BRIX	070543	+16.7% above to 40, -10% below	
	090001	+20% above to 40, -10% below	
26.5 BRIX	070557	+2% above, min. 22.5	
	070583	+10% above	
	070585	+10% above, max \$200	
26.5-29.5 BRIX	070593	No premium; -2% above or below	
27 BRIX	070596	+1% above, min. 23	
	070597	+1% above, min. 24	
	070598	+10% above	
	070627	+4% above, acceptable limits 25-30	
	070635	+4% above	
28.0 BRIX	070730	+5% above; min. 23	
28.5 BRIX	070746	+10% above	

**TABLE 9: TONS OF GRAPES CRUSHED TO GROWERS' ACCOUNTS BY CALIFORNIA PROCESSORS  
FROM THE 2016 CROP BY TYPE, VARIETY, AND REPORTING DISTRICT WHERE GROWN, WITH COMPARISONS**

Type and Variety	1	2	3	4	5	6	7	8	9	10
	Tons									
<b>RAISIN GRAPES:</b>										
Thompson Seedless	0.0	0.0	0.0	0.0	0.0	0.0	0.0	2.0	0.0	0.0
Total Raisin	0.0	0.0	0.0	0.0	0.0	0.0	0.0	2.0	0.0	0.0
<b>WINE GRAPES (WHITE):</b>										
Albarino	0.0	0.0	0.0	0.0	1.8	0.0	0.0	33.0	0.0	0.0
Arneis	0.0	0.0	0.0	0.0	0.0	0.0	0.0	0.0	0.0	1.2
Chardonnay *	2,150.0	15.7	248.6	310.8	495.4	171.3	122.4	1,887.3	34.9	31.1
Chenin Blanc	0.0	0.0	0.0	3.3	0.0	0.0	0.0	13.6	0.0	0.0
Fiano	0.0	0.0	0.0	0.0	0.0	0.0	0.0	0.0	0.0	1.3
French Colombard	17.6	0.0	0.0	0.0	0.0	0.0	0.0	0.0	0.0	0.0
Gewurztraminer	117.4	0.0	1.0	0.0	0.0	0.0	0.0	0.0	0.0	0.0
Grenache Blanc	0.0	0.0	3.4	0.0	0.0	0.0	0.0	5.8	0.0	0.0
Gruner Veltliner	0.0	0.0	0.0	0.0	0.0	0.0	0.0	6.0	0.0	0.0
Malvasia Bianca	0.0	0.0	0.0	0.0	0.0	0.0	0.0	0.0	0.0	0.0
Marsanne	1.4	0.0	0.3	0.0	0.0	0.0	0.0	6.9	0.0	0.0
Moscato Gaillo *	0.0	0.0	0.6	0.0	0.0	0.0	0.0	1.0	0.0	0.0
Muscat Blanc *	13.1	0.0	0.0	0.0	0.0	0.0	0.0	262.9	0.0	0.0
Muscat Orange	0.0	0.0	0.0	0.0	0.0	0.0	0.0	36.4	0.0	1.1
Muscat of Alexandria	0.0	0.0	0.0	0.0	0.0	1.1	0.0	0.0	0.0	0.0
Palomino *	0.0	0.0	0.0	0.0	0.0	0.0	0.0	0.0	0.0	0.0
Picpoul Blanc	1.0	0.0	0.0	0.0	0.0	0.0	0.0	0.0	0.0	0.0
Pinot Blanc	17.9	0.0	0.0	0.0	0.0	0.0	1.3	0.0	0.0	0.0
Pinot Gris *	22.2	0.0	4.6	0.0	0.0	1.5	25.8	7.6	0.0	18.4
Roussanne	1.0	0.0	4.0	0.0	0.0	0.0	0.0	65.4	0.0	0.0
Sauvignon Blanc	479.5	235.4	205.1	34.5	2.2	0.0	1.0	96.4	6.1	15.5
Semillon	0.0	0.5	0.0	0.0	0.0	0.0	0.0	0.0	0.0	2.0
St. Emilion *	0.0	0.0	0.0	0.0	0.0	0.0	0.0	0.0	0.0	0.0
Symphony	0.0	0.0	0.0	0.0	0.0	0.0	0.0	0.0	0.0	0.0
Verdejo	0.0	0.0	0.0	0.0	0.0	0.0	0.0	0.0	0.0	0.0
Verdelho	0.0	0.0	0.0	0.0	0.0	0.0	0.0	0.0	0.0	0.0
Vermentino *	0.0	0.0	3.3	0.0	0.0	0.0	0.0	2.2	0.0	8.3
Viognier	1.3	66.0	6.1	1.4	0.0	0.0	2.0	156.0	0.0	17.5
White Riesling *	104.2	0.0	0.0	0.0	0.0	0.0	0.0	32.6	0.0	0.0
Other White 1/	0.0	0.0	4.6	0.4	0.0	0.0	0.0	0.0	0.0	0.0
Total White	2,926.6	317.6	481.6	350.4	499.4	173.9	152.5	2,613.1	41.0	96.4
<b>WINE GRAPES (RED):</b>										
Aglianico	0.0	0.0	0.0	0.0	0.0	0.0	0.0	0.0	0.0	1.0
Alicante Bouschet *	0.0	0.0	0.5	0.0	0.0	0.0	0.0	0.0	0.0	0.0
Barbera	161.7	0.0	2.1	0.0	0.0	0.0	0.0	94.1	0.0	54.9
Blaufraenkisch *	0.0	0.0	0.0	0.0	0.0	0.0	0.0	1.0	0.0	0.0
Cabernet Franc	1.9	59.4	27.7	41.3	1.4	17.7	0.0	277.8	0.0	10.2
Cabernet Sauvignon	2,998.7	2,018.4	295.3	1,915.5	6.1	124.5	483.2	2,004.6	1.3	39.1
Carignane	3.9	0.0	5.4	0.0	0.0	0.0	0.0	0.0	0.0	0.0
Carmenere	0.0	0.0	0.0	0.0	0.0	0.0	0.0	0.0	0.0	0.0
Charbono	0.0	0.0	0.0	0.0	0.0	0.0	0.0	0.0	0.0	0.0
Counoise	1.1	0.0	0.0	0.0	0.0	0.0	0.0	0.0	0.0	0.0
Dolcetto	0.5	0.0	0.0	0.0	0.0	0.0	0.0	1.7	0.0	1.1
Durif	0.0	0.0	0.0	0.0	0.0	0.0	0.0	0.0	0.0	0.0
Gamay (Napa) *	0.0	0.0	0.0	0.0	0.0	0.0	0.0	104.8	0.0	0.0
Gamay Noir Au Jus Blanc	0.0	0.0	0.0	0.0	0.0	0.0	0.0	4.2	0.0	0.0
Graciano	0.0	0.0	0.3	0.0	0.0	0.0	0.0	0.0	0.0	0.0
Grenache *	18.0	11.3	40.6	1.3	4.5	2.3	1.1	266.1	0.0	7.4
Lagrein	0.0	0.0	0.0	0.0	0.0	0.0	0.0	25.3	0.0	1.7
Malbec	71.6	264.3	26.8	20.0	0.0	1.7	0.5	110.6	145.9	6.6
Mataro *	2.9	7.3	3.2	0.1	0.0	6.9	0.6	59.3	0.0	0.0
Merlot	761.6	146.3	120.9	686.0	0.0	246.7	0.0	1,495.2	1.4	13.1
Meunier *	0.0	0.0	0.0	0.0	0.0	0.0	0.0	1.8	0.0	0.0
Mission	0.0	0.0	0.0	0.0	0.0	0.0	0.0	0.0	0.0	0.0
Montepulciano	0.9	0.0	0.0	0.0	0.0	0.0	0.0	0.0	0.0	0.0
Nebbiolo	0.0	0.0	0.0	0.0	0.0	0.0	0.0	5.8	0.0	0.0
Petit Verdot	0.0	25.6	10.5	33.7	0.0	18.2	0.0	214.2	219.4	0.0
Petite Sirah	195.2	436.6	48.2	42.5	47.0	103.5	0.5	378.5	582.6	64.7
Pinot Noir	1,725.5	0.0	205.0	51.4	0.5	14.9	59.5	655.7	0.0	4.5
Pinotage	0.0	0.0	1.9	0.0	0.0	0.0	0.0	0.0	0.0	0.0
Primitivo	10.0	0.0	9.9	1.8	0.0	0.0	0.0	26.7	0.0	16.0
Sagrantino	0.0	0.0	0.0	0.0	0.0	0.0	0.0	0.0	0.0	4.5
Sangiovese *	28.3	0.0	1.3	3.9	0.0	5.0	1.5	6.1	0.0	23.1
Souzao	0.0	0.0	0.0	0.0	0.0	0.0	0.0	0.0	0.0	0.0
Syrah *	212.3	59.0	55.4	33.6	6.8	18.5	84.9	676.8	36.8	14.1
Tannat	0.0	0.0	0.0	0.0	0.0	0.0	0.0	0.0	6.9	0.0
Tempranillo *	0.0	18.3	1.0	0.0	0.0	0.4	0.0	56.6	0.0	3.5
Teroldego	0.0	0.0	0.0	0.0	0.0	56.5	0.0	0.0	1.4	0.0
Tinta Madeira	0.0	0.0	0.0	0.0	0.0	0.0	0.0	0.0	0.0	0.0
Touriga Nacional *	0.0	0.0	0.0	0.0	0.0	0.0	0.0	0.0	0.0	0.0
Trousseau *	0.0	0.0	0.0	0.0	0.0	0.0	0.0	5.5	0.0	0.0
Zinfandel	504.8	294.8	277.0	2.6	21.5	164.4	2.6	922.8	0.0	85.3
Other Red 1/	1.8	0.7	2.9	5.6	0.0	4.7	0.0	2.8	0.0	0.0
Total Red	6,700.7	3,342.0	1,135.9	2,839.3	87.8	785.9	634.4	7,398.0	995.7	350.8
<b>TOTAL WINE</b>	<b>9,627.3</b>	<b>3,659.6</b>	<b>1,617.5</b>	<b>3,189.7</b>	<b>587.2</b>	<b>959.8</b>	<b>786.9</b>	<b>10,011.1</b>	<b>1,036.7</b>	<b>447.2</b>
<b>TOTAL ALL VARIETIES</b>	<b>9,627.3</b>	<b>3,659.6</b>	<b>1,617.5</b>	<b>3,189.7</b>	<b>587.2</b>	<b>959.8</b>	<b>786.9</b>	<b>10,013.1</b>	<b>1,036.7</b>	<b>447.2</b>

**TABLE 9: TONS OF GRAPES CRUSHED TO GROWERS' ACCOUNTS BY CALIFORNIA PROCESSORS  
FROM THE 2016 CROP BY TYPE, VARIETY, AND REPORTING DISTRICT WHERE GROWN, WITH COMPARISONS**

Type and Variety	11	12	13	14	15	16	17	2016 State Total	2015 State Total
	Tons								
<b>RAISIN GRAPES:</b>									
Thompson Seedless	0.0	0.0	0.0	0.0	0.0	0.0	0.0	2.0	0.0
Total Raisin	0.0	0.0	0.0	0.0	0.0	0.0	0.0	2.0	0.0
<b>WINE GRAPES (WHITE):</b>									
Albarino	9.9	0.0	0.0	0.0	0.0	0.0	1.6	46.3	39.3
Arneis	0.0	0.0	0.0	0.0	0.0	0.0	0.0	1.2	0.8
Chardonnay *	1,413.6	19.2	0.9	0.0	10.4	14.0	551.1	7,476.7	3,119.9
Chenin Blanc	0.0	0.0	0.0	0.0	0.0	0.0	0.0	16.9	29.0
Fiano	0.0	0.0	0.0	0.0	0.0	3.4	0.0	4.7	2.4
French Colombard	0.0	0.0	0.0	0.0	0.0	0.0	0.0	17.6	0.4
Gewurztraminer	0.0	0.0	0.0	0.0	0.0	0.0	0.0	118.4	79.6
Grenache Blanc	0.0	0.0	0.0	0.0	0.4	0.0	0.0	9.6	7.8
Gruner Veltliner	0.0	0.0	0.0	0.0	0.0	0.0	0.0	6.0	2.8
Malvasia Bianca	0.0	0.0	0.0	0.0	0.0	0.0	0.0	0.0	4.2
Marsanne	0.0	0.0	0.8	0.0	0.0	0.0	0.0	9.4	10.4
Moscato Gaillo *	0.0	0.0	0.0	0.0	0.0	0.0	0.0	1.6	0.6
Muscat Blanc *	4.7	0.0	0.7	0.0	0.0	10.7	7.4	299.5	290.7
Muscat Orange	0.0	0.0	0.0	0.0	0.0	0.0	0.0	37.5	23.6
Muscat of Alexandria	0.0	0.0	0.0	0.0	0.0	0.0	0.0	1.1	34.0
Palomino *	0.0	0.0	0.0	0.0	0.0	0.0	0.0	0.0	0.6
Picpoul Blanc	0.0	0.0	0.0	0.0	0.0	0.0	0.0	1.0	2.2
Pinot Blanc	0.0	0.0	0.0	0.0	0.0	0.0	0.0	19.2	12.2
Pinot Gris *	2.0	42.1	0.0	0.1	0.0	0.0	0.0	124.3	103.6
Roussanne	0.0	0.0	1.1	0.0	0.0	0.0	0.0	71.5	68.9
Sauvignon Blanc	7.0	0.0	0.0	2.5	11.0	38.8	0.0	1,135.0	852.5
Semillon	0.0	0.0	0.0	0.0	0.0	0.0	0.0	2.5	10.3
St. Emilion *	0.0	0.0	0.0	0.0	0.0	0.0	0.0	0.0	0.3
Symphony	0.0	0.0	0.0	0.0	0.0	0.0	0.0	0.0	29.2
Verdejo	0.0	0.0	0.0	0.0	0.0	0.0	1.9	1.9	0.0
Verdelho	0.0	0.0	0.0	0.0	0.0	0.0	0.0	0.0	3.4
Vermentino *	0.0	0.0	0.0	0.0	0.0	0.0	0.0	13.8	8.7
Viognier	0.0	0.0	1.8	1.0	3.2	5.2	0.0	261.5	237.9
White Riesling *	0.0	0.0	0.0	0.0	0.0	12.5	0.0	149.3	157.7
Other White 1/	0.0	0.0	0.0	0.0	0.0	0.0	0.0	5.0	8.6
Total White	1,437.2	61.3	5.3	3.6	25.0	84.6	562.0	9,831.5	5,141.6
<b>WINE GRAPES (RED):</b>									
Aglianico	2.6	0.0	0.0	0.0	0.0	3.1	0.0	6.7	0.0
Alicante Bouschet *	0.0	0.0	0.0	0.0	0.0	0.0	0.0	0.5	5.1
Barbera	42.9	0.0	0.0	0.0	0.0	9.6	1.0	366.3	276.4
Blaufrankisch *	0.0	0.0	0.0	0.0	0.0	0.0	0.0	1.0	1.0
Cabernet Franc	3.7	0.0	0.0	2.0	6.2	8.1	0.0	457.4	415.8
Cabernet Sauvignon	921.9	250.9	84.2	7.5	25.1	31.3	2.1	11,209.7	7,987.2
Carignane	0.0	0.0	0.0	0.0	0.0	0.0	1.1	10.4	9.4
Carmenere	0.0	0.0	0.0	0.0	0.0	0.0	0.0	0.0	0.1
Charbono	0.0	0.0	0.0	0.0	0.0	0.0	0.0	0.0	1.7
Counoise	0.0	0.0	0.0	0.0	0.0	0.0	0.0	1.1	3.5
Dolcetto	0.0	0.0	0.0	0.0	0.0	1.3	0.0	4.6	0.0
Durif	0.0	0.0	0.0	0.0	0.0	0.0	0.0	0.0	8.3
Gamay (Napa) *	0.0	0.0	0.0	0.0	0.0	0.0	0.0	104.8	178.2
Gamay Noir Au Jus Blanc	0.0	0.0	0.0	0.0	0.0	0.0	0.0	4.2	0.0
Graciano	0.0	0.0	0.0	0.0	0.0	0.0	0.8	1.1	0.4
Grenache *	4.3	0.0	0.0	0.7	6.3	0.0	3.4	367.3	199.5
Lagrein	0.0	0.0	0.0	0.0	0.0	0.0	0.0	27.0	55.0
Malbec	1.6	57.8	0.0	2.8	0.6	8.3	42.1	761.2	1,022.0
Mataro *	3.7	0.0	0.0	0.0	0.8	1.0	0.2	86.0	52.1
Merlot	86.0	0.0	0.0	8.1	10.6	34.6	6.8	3,617.3	4,304.1
Meunier *	0.0	0.0	0.0	0.0	0.0	0.0	0.0	1.8	0.1
Mission	0.0	0.0	0.0	0.0	0.0	0.0	0.0	0.0	3.6
Montepulciano	0.0	1.0	0.0	0.0	0.0	2.0	0.0	3.9	1.0
Nebbiolo	0.0	0.0	0.0	0.0	0.0	1.3	0.0	7.1	1.6
Petit Verdot	44.1	188.6	0.0	0.0	1.4	0.0	0.0	755.7	636.7
Petite Sirah	60.6	104.7	0.0	0.6	0.0	3.2	42.8	2,111.2	1,073.3
Pinot Noir	7.1	2.2	0.0	3.6	2.8	1.5	0.0	2,734.2	2,281.0
Pinotage	11.5	0.0	0.0	0.0	0.0	0.0	0.0	13.4	3.0
Primitivo	0.0	0.0	0.0	0.0	0.0	2.5	0.0	66.9	23.4
Sagrantino	0.0	0.0	0.0	0.0	0.0	0.0	0.0	4.5	3.2
Sangiovese *	30.0	0.0	0.0	0.0	1.6	7.9	0.0	108.7	81.9
Souzao	0.0	0.0	51.0	0.0	0.0	0.0	0.0	51.0	54.0
Syrah *	4.5	125.0	2.9	6.5	17.9	12.3	0.0	1,367.3	1,079.4
Tannat	20.5	0.0	0.0	0.0	0.0	0.0	0.0	27.4	27.1
Tempranillo *	35.5	0.0	0.0	23.8	0.6	1.2	68.2	209.1	155.3
Teroldego	6.9	50.3	0.0	0.0	0.0	2.8	69.7	187.6	6.1
Tinta Madeira	0.0	0.0	48.2	0.0	0.0	0.0	0.0	48.2	47.3
Touriga Nacional *	0.0	0.0	21.7	0.0	0.0	0.0	0.0	21.7	24.2
Trousseau *	0.0	0.0	0.0	0.0	0.0	0.0	0.0	5.5	1.7
Zinfandel	589.3	254.2	0.0	0.0	10.6	4.7	191.2	3,325.8	2,103.5
Other Red 1/	0.0	0.0	0.0	0.0	0.0	0.0	0.0	18.5	15.1
Total Red	1,876.7	1,034.7	208.0	55.6	84.5	136.7	429.4	28,096.1	22,142.3
<b>TOTAL WINE</b>	<b>3,313.9</b>	<b>1,096.0</b>	<b>213.3</b>	<b>59.2</b>	<b>109.5</b>	<b>221.3</b>	<b>991.4</b>	<b>37,927.6</b>	<b>27,283.9</b>
<b>TOTAL ALL VARIETIES</b>	<b>3,313.9</b>	<b>1,096.0</b>	<b>213.3</b>	<b>59.2</b>	<b>109.5</b>	<b>221.3</b>	<b>991.4</b>	<b>37,929.6</b>	<b>27,283.9</b>

\* Synonyms for variety names are shown on Page 5  
1/ Other categories include minor and mixed varieties

**TABLE 10: WEIGHTED AVERAGE GROWER RETURNS PER TON DELIVERED BASIS NON-RELATED PURCHASE  
FOR WINE, CONCENTRATE, JUICE, VINEGAR, AND BEVERAGE BRANDY BY CALIFORNIA PROCESSORS  
FROM THE 2016 CROP BY TYPE, VARIETY, AND REPORTING DISTRICT WHERE GROWN, WITH COMPARISONS**

Type and Variety	1	2	3	4	5	6	7	8	9	10
	Dollars									
<b>RAISIN GRAPES:</b>										
Fiesta	0.00	0.00	0.00	0.00	0.00	0.00	0.00	0.00	0.00	0.00
Thompson Seedless	0.00	0.00	0.00	0.00	0.00	0.00	0.00	0.00	0.00	200.00
Other Raisin 1/	0.00	0.00	0.00	0.00	0.00	0.00	0.00	0.00	0.00	0.00
Total Raisin	0.00	0.00	0.00	0.00	0.00	0.00	0.00	0.00	0.00	200.00
<b>TABLE GRAPES:</b>										
Allison	0.00	0.00	0.00	0.00	0.00	0.00	0.00	0.00	0.00	0.00
Autumn King	0.00	0.00	0.00	0.00	0.00	0.00	0.00	0.00	0.00	0.00
Autumn Royal	0.00	0.00	0.00	0.00	0.00	0.00	0.00	0.00	0.00	0.00
Crimson Seedless *	0.00	0.00	0.00	0.00	0.00	0.00	0.00	0.00	0.00	0.00
Emerald Seedless *	0.00	0.00	0.00	0.00	0.00	0.00	0.00	0.00	0.00	0.00
Fantasy Seedless	0.00	0.00	0.00	0.00	0.00	0.00	0.00	0.00	0.00	0.00
Flame Seedless *	0.00	0.00	0.00	0.00	0.00	0.00	0.00	0.00	0.00	0.00
Flame Tokay	0.00	0.00	0.00	0.00	0.00	0.00	0.00	0.00	0.00	0.00
Malaga *	0.00	0.00	0.00	0.00	0.00	0.00	0.00	0.00	0.00	0.00
Princess *	0.00	0.00	0.00	0.00	0.00	0.00	0.00	0.00	0.00	0.00
Red Globe *	0.00	0.00	0.00	0.00	0.00	0.00	0.00	0.00	0.00	0.00
Ribier	0.00	0.00	0.00	0.00	0.00	0.00	0.00	0.00	0.00	0.00
Rouge	0.00	0.00	0.00	0.00	0.00	0.00	0.00	0.00	0.00	0.00
Ruby Seedless *	0.00	0.00	0.00	0.00	0.00	0.00	0.00	0.00	0.00	0.00
Scarlet	0.00	0.00	0.00	0.00	0.00	0.00	0.00	0.00	0.00	0.00
Scarlet Royal	0.00	0.00	0.00	0.00	0.00	0.00	0.00	0.00	0.00	0.00
Sweet Sunshine	0.00	0.00	0.00	0.00	0.00	0.00	0.00	0.00	0.00	0.00
Vintage Red	0.00	0.00	0.00	0.00	0.00	0.00	0.00	0.00	0.00	0.00
Other Table 1/	0.00	0.00	0.00	0.00	0.00	0.00	0.00	0.00	0.00	1,200.00
Total Table	0.00	0.00	0.00	0.00	0.00	0.00	0.00	0.00	0.00	1,200.00
<b>WINE GRAPES (WHITE):</b>										
Albarino	3,000.00	0.00	2,190.60	3,173.80	1,097.89	0.00	1,353.12	1,988.22	1,313.89	1,714.13
Arneis	1,701.94	0.00	1,859.77	0.00	0.00	0.00	0.00	0.00	0.00	1,800.00
Burger *	0.00	0.00	0.00	0.00	0.00	0.00	0.00	0.00	0.00	0.00
Chardonnay *	1,262.13	1,261.53	2,146.60	2,615.16	899.51	853.02	1,318.00	1,455.94	601.06	1,404.73
Chenin Blanc	1,364.78	1,313.00	1,050.00	1,655.13	387.60	0.00	1,548.39	1,438.26	610.52	1,500.00
Cortese	1,700.00	0.00	0.00	0.00	0.00	0.00	0.00	1,850.00	0.00	0.00
Fiano	0.00	0.00	1,500.00	0.00	0.00	0.00	0.00	2,183.20	1,047.27	1,370.73
Flora	0.00	0.00	0.00	2,031.13	0.00	0.00	0.00	0.00	0.00	0.00
French Colombard	1,158.75	0.00	1,586.61	0.00	2,500.00	0.00	0.00	0.00	0.00	200.00
Gewurztraminer	1,725.10	1,497.30	1,544.25	2,100.00	603.38	626.14	828.93	1,726.77	1,180.00	0.00
Gray Riesling *	1,375.00	0.00	2,273.80	0.00	0.00	0.00	0.00	0.00	0.00	0.00
Grenache Blanc	2,000.00	2,600.00	2,364.46	2,304.76	0.00	0.00	1,689.55	1,778.63	1,486.67	1,909.15
Gruener Veltliner	0.00	0.00	2,700.00	4,000.00	0.00	2,600.00	1,153.54	1,882.39	0.00	0.00
Malvasia Bianca	0.00	0.00	2,356.11	0.00	0.00	979.81	1,131.15	777.72	1,400.00	0.00
Marsanne	1,954.87	0.00	2,259.16	3,519.83	0.00	900.00	2,384.11	1,593.56	1,264.52	1,785.79
Melon	0.00	0.00	2,052.14	0.00	0.00	0.00	0.00	0.00	0.00	0.00
Moscato Gaillo *	0.00	0.00	0.00	0.00	0.00	0.00	0.00	0.00	0.00	0.00
Muscat Blanc *	1,150.95	1,231.82	2,331.13	2,001.77	1,427.89	492.52	1,155.57	1,300.73	1,197.92	1,444.65
Muscat Orange	1,749.07	900.00	0.00	0.00	499.33	850.00	0.00	1,280.54	350.00	1,463.46
Muscat of Alexandria	1,850.00	1,316.81	0.00	0.00	0.00	0.00	0.00	0.00	0.00	0.00
Palomino *	0.00	0.00	2,666.67	0.00	0.00	2,000.00	0.00	0.00	0.00	0.00
Picpoul Blanc	0.00	0.00	2,500.00	2,000.00	0.00	0.00	1,650.00	2,253.09	1,500.00	2,250.00
Pinot Blanc	1,400.44	0.00	2,018.03	1,823.08	0.00	1,800.00	1,267.47	1,920.74	0.00	1,300.00
Pinot Gris *	1,499.17	1,200.00	1,692.04	1,796.68	675.89	714.87	1,213.42	1,324.76	567.02	1,135.35
Ribolla Gialla *	0.00	0.00	2,634.62	3,384.62	0.00	0.00	0.00	0.00	0.00	0.00
Roussanne	1,695.05	1,634.48	2,504.37	4,191.57	0.00	900.00	3,400.00	2,212.51	1,387.50	1,626.80
Sauvignon Blanc	1,290.29	1,155.47	1,678.99	2,145.65	814.23	752.21	1,134.27	1,314.70	539.11	821.35
Sauvignon Musque	1,510.00	1,217.72	1,638.37	2,185.82	0.00	0.00	1,334.15	0.00	0.00	0.00
Sauvignon Vert *	0.00	0.00	2,418.78	2,631.26	0.00	0.00	0.00	0.00	0.00	0.00
Semillon	1,294.23	1,171.12	2,263.98	2,485.46	0.00	2,222.86	1,484.36	1,652.11	1,200.00	1,151.80
St. Emilion *	0.00	0.00	0.00	0.00	0.00	0.00	0.00	2,800.00	2,000.00	0.00
Symphony	0.00	0.00	0.00	0.00	270.00	0.00	0.00	0.00	0.00	0.00
Tocai Friulano	1,426.13	0.00	2,750.00	2,618.00	0.00	0.00	0.00	2,163.86	0.00	0.00
Torrontes	0.00	0.00	0.00	0.00	0.00	0.00	0.00	0.00	0.00	0.00
Triplett Blanc	0.00	0.00	0.00	0.00	0.00	0.00	0.00	0.00	0.00	0.00
Verdejo	0.00	0.00	0.00	0.00	0.00	0.00	0.00	1,450.00	0.00	1,343.75
Verdelho	0.00	0.00	2,000.00	0.00	1,104.49	950.00	0.00	2,128.16	1,933.33	1,366.53
Vermantino *	0.00	1,500.00	2,101.26	3,075.00	0.00	0.00	0.00	1,843.22	1,350.00	1,547.93
Vernaccia	0.00	0.00	2,095.02	0.00	0.00	0.00	0.00	0.00	0.00	0.00
Viognier	1,219.98	750.14	2,433.55	3,078.77	644.65	1,242.70	1,587.17	1,475.77	1,552.05	1,528.24
White Riesling *	1,862.62	1,466.11	2,236.52	3,094.89	846.93	1,100.00	1,047.87	1,085.28	1,200.00	1,438.55
Other White 1/	3,100.00	937.50	2,416.64	3,037.39	0.00	0.00	1,500.00	2,135.86	977.22	1,162.75
Total White	1,276.87	1,171.04	2,066.17	2,454.99	745.53	803.06	1,219.25	1,435.32	608.98	938.52

**TABLE 10: WEIGHTED AVERAGE GROWER RETURNS PER TON DELIVERED BASIS NON-RELATED PURCHASE  
FOR WINE, CONCENTRATE, JUICE, VINEGAR, AND BEVERAGE BRANDY BY CALIFORNIA PROCESSORS  
FROM THE 2016 CROP BY TYPE, VARIETY, AND REPORTING DISTRICT WHERE GROWN, WITH COMPARISONS**

Type and Variety	11	12	13	14	15	16	17	2016 State Total	2015 State Total
	Dollars								
<b>RAISIN GRAPES:</b>									
Fiesta	0.00	0.00	176.58	0.00	0.00	0.00	0.00	176.58	224.57
Thompson Seedless	0.00	224.78	220.28	189.44	0.00	0.00	0.00	218.38	254.93
Other Raisin 1/	0.00	0.00	400.00	0.00	0.00	0.00	0.00	400.00	400.00
Total Raisin	0.00	224.78	211.58	189.44	0.00	0.00	0.00	210.57	247.52
<b>TABLE GRAPES:</b>									
Allison	0.00	0.00	100.00	0.00	0.00	0.00	0.00	100.00	0.00
Autumn King	0.00	0.00	190.00	150.00	0.00	0.00	0.00	151.70	0.00
Autumn Royal	0.00	0.00	165.48	150.00	0.00	0.00	0.00	150.92	0.00
Crimson Seedless *	0.00	0.00	215.38	150.00	0.00	0.00	0.00	151.57	50.00
Emerald Seedless *	0.00	0.00	0.00	150.00	0.00	0.00	0.00	150.00	0.00
Fantasy Seedless	0.00	0.00	0.00	0.00	0.00	0.00	0.00	0.00	50.00
Flame Seedless *	0.00	0.00	0.00	150.00	0.00	0.00	0.00	150.00	0.00
Flame Tokay	265.94	0.00	0.00	0.00	0.00	0.00	0.00	265.94	275.86
Malaga *	0.00	0.00	199.00	0.00	0.00	0.00	0.00	199.00	198.47
Princess *	0.00	0.00	0.00	150.00	0.00	0.00	0.00	150.00	50.00
Red Globe *	0.00	0.00	0.00	150.00	0.00	0.00	0.00	150.00	0.00
Ribier	0.00	0.00	300.00	0.00	0.00	0.00	0.00	300.00	300.00
Rouge	0.00	0.00	0.00	150.00	0.00	0.00	0.00	150.00	0.00
Ruby Seedless *	0.00	0.00	175.00	150.00	0.00	0.00	0.00	162.42	150.00
Scarlet	0.00	0.00	100.00	0.00	0.00	0.00	0.00	100.00	0.00
Scarlet Royal	0.00	0.00	0.00	150.00	0.00	0.00	0.00	150.00	0.00
Sweet Sunshine	0.00	0.00	0.00	150.00	0.00	0.00	0.00	150.00	0.00
Vintage Red	0.00	0.00	0.00	150.00	0.00	0.00	0.00	150.00	0.00
Other Table 1/	0.00	1,000.00	400.00	150.00	0.00	0.00	0.00	150.42	164.55
Total Table	265.94	1,000.00	182.00	150.00	0.00	0.00	0.00	151.00	211.20
<b>WINE GRAPES (WHITE):</b>									
Albarino	1,334.58	0.00	534.42	0.00	0.00	1,882.83	713.81	1,119.68	1,083.32
Arneis	0.00	0.00	0.00	0.00	0.00	2,012.50	0.00	1,845.69	1,804.23
Burger *	275.00	275.00	265.33	0.00	0.00	0.00	0.00	266.79	258.01
Chardonnay *	516.08	461.82	379.29	363.84	1,415.39	1,718.98	606.36	938.32	840.48
Chenin Blanc	529.20	391.12	322.02	0.00	0.00	0.00	437.98	391.52	398.48
Cortese	0.00	0.00	0.00	0.00	0.00	0.00	576.25	712.40	1,396.20
Fiano	0.00	0.00	0.00	0.00	0.00	0.00	800.00	1,185.87	1,147.89
Flora	0.00	0.00	0.00	0.00	0.00	0.00	0.00	2,031.13	1,961.67
French Colombard	282.68	260.02	261.43	264.96	0.00	0.00	0.00	262.56	252.81
Gewurztraminer	626.23	0.00	0.00	0.00	0.00	1,350.00	567.25	732.14	735.92
Gray Riesling *	0.00	0.00	0.00	0.00	0.00	0.00	0.00	1,955.55	2,128.49
Grenache Blanc	845.92	0.00	1,000.00	0.00	0.00	1,923.33	1,493.15	1,712.76	1,695.05
Gruener Veltliner	0.00	0.00	0.00	0.00	0.00	0.00	616.10	1,147.80	1,114.96
Malvasia Bianca	402.34	420.16	685.37	0.00	0.00	1,233.00	0.00	627.08	514.13
Marsanne	0.00	0.00	1,000.00	0.00	0.00	0.00	0.00	1,948.67	1,352.37
Melon	0.00	0.00	0.00	0.00	0.00	0.00	0.00	2,052.14	1,784.47
Moscato Gaillo *	0.00	0.00	0.00	0.00	0.00	0.00	0.00	0.00	500.00
Muscat Blanc *	441.22	0.00	451.51	328.25	1,200.00	1,425.51	623.17	601.99	546.17
Muscat Orange	565.09	471.47	450.09	0.00	0.00	1,200.00	0.00	557.86	543.92
Muscat of Alexandria	300.00	309.58	283.70	258.16	0.00	1,000.00	892.99	279.65	281.20
Palomino *	0.00	0.00	240.26	0.00	0.00	1,000.00	0.00	297.35	285.80
Picpoul Blanc	0.00	0.00	0.00	0.00	0.00	1,790.00	0.00	1,971.58	2,294.02
Pinot Blanc	0.00	0.00	0.00	0.00	0.00	0.00	0.00	1,558.37	1,665.33
Pinot Gris *	615.11	505.81	453.81	448.53	0.00	1,285.72	638.13	594.86	591.55
Ribolla Gialla *	0.00	0.00	0.00	0.00	0.00	0.00	0.00	3,089.97	3,150.76
Roussanne	731.01	0.00	1,000.00	0.00	0.00	1,778.01	0.00	1,984.01	1,778.04
Sauvignon Blanc	539.15	435.70	508.86	150.00	0.00	1,371.87	530.13	1,052.25	949.71
Sauvignon Musque	0.00	0.00	1,000.00	0.00	0.00	0.00	0.00	1,579.97	1,580.04
Sauvignon Vert *	0.00	0.00	0.00	0.00	0.00	0.00	0.00	2,549.88	2,343.54
Semillon	515.00	0.00	274.98	0.00	0.00	0.00	468.97	832.11	862.51
St. Emilion *	0.00	0.00	0.00	0.00	0.00	0.00	0.00	2,229.79	2,625.00
Symphony	389.17	450.00	307.99	0.00	0.00	0.00	393.48	321.42	326.52
Tocai Friulano	0.00	0.00	0.00	0.00	0.00	0.00	0.00	1,936.98	1,613.61
Torrontes	1,369.60	1,250.00	0.00	0.00	0.00	0.00	0.00	1,340.61	1,449.71
Triplett Blanc	0.00	0.00	200.62	0.00	0.00	0.00	0.00	200.62	196.30
Verdejo	1,058.50	0.00	0.00	0.00	0.00	0.00	1,207.61	1,138.75	0.00
Verdelho	547.67	1,275.00	400.00	0.00	0.00	2,000.00	575.85	572.92	544.28
Vermentino *	517.74	0.00	0.00	0.00	0.00	2,094.70	0.00	717.99	653.48
Vernaccia	0.00	0.00	0.00	0.00	0.00	0.00	0.00	2,095.02	1,800.00
Viognier	504.79	428.27	408.98	0.00	1,000.00	1,379.42	598.22	655.37	696.75
White Riesling *	469.58	429.11	353.03	0.00	0.00	1,413.07	537.63	736.22	787.14
Other White 1/	273.77	0.00	181.49	100.00	0.00	1,500.00	581.62	266.39	224.21
Total White	530.23	441.66	303.73	271.32	1,320.00	1,559.13	571.03	618.21	555.16

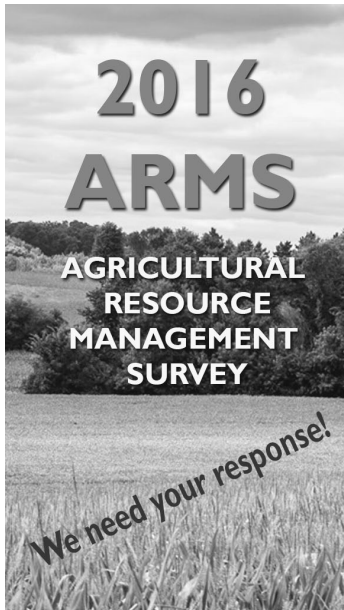


**TABLE 10: WEIGHTED AVERAGE GROWER RETURNS PER TON DELIVERED BASIS NON-RELATED PURCHASE FOR WINE, CONCENTRATE, JUICE, VINEGAR, AND BEVERAGE BRANDY BY CALIFORNIA PROCESSORS FROM THE 2016 CROP BY TYPE, VARIETY, AND REPORTING DISTRICT WHERE GROWN, WITH COMPARISONS**

Type and Variety	1	2	3	4	5	6	7	8	9	10
	Dollars									
<b>WINE GRAPES (RED):</b>										
Aglianico	0.00	0.00	2,800.00	3,780.00	0.00	0.00	2,250.00	1,483.62	1,358.85	1,161.36
Aleatico	0.00	0.00	2,542.11	0.00	0.00	0.00	0.00	0.00	0.00	0.00
Alicante Bouschet *	0.00	0.00	2,715.40	1,550.00	0.00	941.39	1,200.00	1,997.93	1,700.00	1,236.73
Barbera	1,614.52	1,861.65	2,487.72	2,540.25	1,344.37	1,653.97	1,156.65	1,361.34	1,436.74	1,535.28
Blaufraenkisch *	0.00	0.00	0.00	0.00	0.00	0.00	0.00	1,900.00	0.00	0.00
Cabernet Franc	2,754.93	1,979.58	2,872.38	7,150.54	1,799.04	2,496.71	1,282.46	2,039.85	1,361.63	1,438.45
Cabernet Sauvignon	2,099.90	2,355.75	2,958.66	6,845.72	1,973.42	1,378.96	1,312.99	1,509.80	711.20	1,199.18
Carignane	1,298.66	0.00	2,291.17	2,673.74	1,120.85	1,579.69	920.00	1,783.52	0.00	1,497.59
Carmenere	0.00	0.00	2,350.00	5,500.00	0.00	0.00	0.00	0.00	1,200.00	0.00
Carnelian	0.00	0.00	0.00	0.00	0.00	0.00	0.00	0.00	0.00	0.00
Centurian	0.00	0.00	0.00	0.00	0.00	0.00	0.00	0.00	0.00	0.00
Charbono	1,542.75	0.00	0.00	3,185.33	1,200.00	1,250.00	0.00	1,700.00	0.00	1,617.23
Ciliegiolo	0.00	0.00	2,351.72	0.00	0.00	0.00	0.00	0.00	0.00	0.00
Cinsaut *	0.00	0.00	2,797.37	4,014.07	0.00	1,493.96	1,348.76	2,090.55	0.00	1,284.59
Counoise	2,400.00	0.00	2,800.00	0.00	0.00	1,600.00	1,400.00	1,962.03	1,500.00	2,016.92
Dolcetto	1,546.13	0.00	2,496.88	1,906.01	0.00	2,698.00	1,100.00	2,078.47	2,000.00	1,402.38
Dornfelder	0.00	0.00	0.00	0.00	0.00	0.00	1,200.00	3,500.00	0.00	0.00
Durif	0.00	0.00	0.00	0.00	0.00	1,450.00	0.00	0.00	0.00	0.00
Freisa	0.00	0.00	0.00	0.00	0.00	0.00	0.00	0.00	1,500.00	0.00
Gamay (Napa) *	1,416.23	0.00	1,863.33	1,645.51	1,144.04	0.00	1,298.63	1,365.55	0.00	2,288.57
Gamay Noir Au Jus Blanc	0.00	0.00	0.00	2,600.00	0.00	0.00	0.00	0.00	0.00	2,009.86
Graciano	0.00	0.00	0.00	0.00	1,165.00	0.00	1,956.45	1,406.36	1,408.33	1,820.69
Grenache *	1,904.62	1,613.09	2,855.47	4,224.83	1,562.77	1,284.55	1,435.71	1,760.00	1,377.62	1,673.80
Grignolino	0.00	0.00	0.00	0.00	0.00	0.00	0.00	0.00	1,500.00	0.00
Lagrein	0.00	0.00	0.00	6,015.63	0.00	0.00	0.00	1,621.23	0.00	1,771.52
Malbec	1,777.78	1,921.14	2,618.78	5,353.02	1,600.77	1,150.52	1,251.59	1,403.91	716.14	1,598.78
Mataro *	2,920.29	1,835.08	2,075.86	3,227.52	737.49	1,480.95	2,002.92	2,112.90	1,536.21	1,684.11
Merlot	1,231.75	1,387.98	1,808.00	3,292.87	1,340.60	880.91	1,099.37	1,034.09	523.47	1,555.70
Meunier *	1,800.00	0.00	2,457.01	1,823.30	0.00	0.00	0.00	0.00	0.00	0.00
Mission	0.00	0.00	0.00	0.00	0.00	1,200.00	0.00	0.00	0.00	2,365.39
Monastrell	0.00	0.00	0.00	0.00	0.00	0.00	0.00	3,800.00	0.00	0.00
Montepulciano	1,738.58	1,700.00	2,125.00	2,000.00	570.00	1,200.00	2,079.27	2,784.00	1,366.53	1,121.43
Muscat Hamburg *	0.00	0.00	0.00	0.00	0.00	0.00	0.00	0.00	0.00	1,477.42
Nebbiolo	1,918.92	1,500.00	1,923.71	0.00	0.00	2,324.57	2,250.00	1,425.89	0.00	1,582.86
Negrette *	0.00	0.00	0.00	0.00	0.00	0.00	1,897.38	0.00	0.00	0.00
Negroamaro	1,603.13	0.00	2,600.00	0.00	0.00	0.00	0.00	1,126.57	1,053.85	0.00
Nero D'Avola *	2,068.09	0.00	2,600.00	0.00	0.00	0.00	0.00	2,400.00	0.00	0.00
Petit Verdot	1,953.82	2,257.70	2,981.82	6,168.23	1,885.18	885.47	1,311.16	1,537.56	794.48	1,696.88
Petite Sirah	1,726.86	1,903.50	2,782.77	3,592.03	1,804.65	1,238.25	1,250.35	1,369.57	819.67	1,557.66
Pinot Noir	2,811.76	2,278.50	3,668.64	2,718.29	853.67	1,894.26	1,908.95	2,976.61	862.48	1,766.15
Pinotage	1,509.78	0.00	0.00	0.00	0.00	0.00	0.00	0.00	0.00	1,600.00
Primitivo	1,715.33	1,455.60	2,563.46	3,348.86	0.00	1,986.45	1,746.00	1,378.13	989.47	1,421.83
Refosco *	0.00	0.00	1,500.00	4,833.33	0.00	2,741.00	0.00	1,010.72	0.00	0.00
Royalty	0.00	0.00	0.00	0.00	0.00	0.00	0.00	0.00	0.00	0.00
Rubired *	0.00	0.00	0.00	0.00	0.00	0.00	0.00	0.00	0.00	0.00
Ruby Cabernet	0.00	0.00	0.00	0.00	0.00	0.00	700.00	0.00	1,500.00	0.00
Sagrantino	0.00	0.00	2,015.00	0.00	0.00	0.00	0.00	0.00	0.00	0.00
Salvador	0.00	0.00	0.00	0.00	0.00	0.00	0.00	0.00	0.00	0.00
Sangiovese *	1,631.99	1,600.00	2,239.32	3,097.94	1,333.50	1,642.60	1,077.63	1,728.39	1,148.00	1,487.84
Souzao	1,800.00	1,250.00	0.00	0.00	0.00	0.00	1,850.00	2,820.43	0.00	2,100.00
St Laurent	0.00	0.00	2,247.02	2,500.00	0.00	0.00	0.00	0.00	0.00	0.00
Syrah *	1,524.18	1,613.47	2,569.76	3,569.21	1,548.97	1,049.90	1,213.80	1,442.74	847.75	1,532.51
Tannat	3,448.73	0.00	2,158.54	3,500.00	1,400.00	0.00	1,243.35	1,774.35	1,392.50	0.00
Tempranillo *	1,206.82	1,968.95	2,243.01	4,059.83	1,253.48	1,411.47	1,559.03	1,345.81	769.34	1,589.50
Teroldego	0.00	0.00	2,400.00	0.00	0.00	0.00	0.00	1,122.24	811.73	0.00
Tinta Cao	1,250.00	0.00	2,666.67	0.00	0.00	1,350.00	1,600.00	2,723.51	0.00	1,437.50
Tinta Madeira	0.00	0.00	0.00	0.00	0.00	0.00	0.00	1,250.88	0.00	0.00
Touriga Nacional *	1,250.00	1,800.00	3,000.00	2,561.11	0.00	2,250.00	1,600.00	2,543.56	0.00	1,481.58
Trousseau *	0.00	1,800.00	3,333.33	0.00	0.00	0.00	2,250.00	0.00	0.00	2,100.00
Zinfandel	1,609.88	1,656.44	2,829.05	3,542.80	1,053.80	1,156.61	1,609.34	1,458.38	834.34	1,467.92
Other Red 1/	1,931.71	2,000.00	3,302.67	5,007.81	0.00	1,594.12	1,750.15	222.93	1,350.00	1,254.70
<b>Total Red</b>	<b>1,835.30</b>	<b>2,120.65</b>	<b>2,989.28</b>	<b>5,544.41</b>	<b>1,140.48</b>	<b>1,282.42</b>	<b>1,559.08</b>	<b>1,640.51</b>	<b>773.74</b>	<b>1,440.67</b>
<b>TOTAL WINE</b>	<b>1,527.29</b>	<b>1,681.87</b>	<b>2,565.88</b>	<b>4,683.18</b>	<b>923.00</b>	<b>1,128.29</b>	<b>1,400.45</b>	<b>1,596.81</b>	<b>704.72</b>	<b>1,377.89</b>
<b>TOTAL ALL VARIETIES</b>	<b>1,527.29</b>	<b>1,681.87</b>	<b>2,565.88</b>	<b>4,683.18</b>	<b>923.00</b>	<b>1,128.29</b>	<b>1,400.45</b>	<b>1,596.81</b>	<b>704.72</b>	<b>1,234.26</b>

**TABLE 10: WEIGHTED AVERAGE GROWER RETURNS PER TON DELIVERED BASIS NON-RELATED PURCHASE  
FOR WINE, CONCENTRATE, JUICE, VINEGAR, AND BEVERAGE BRANDY BY CALIFORNIA PROCESSORS  
FROM THE 2016 CROP BY TYPE, VARIETY, AND REPORTING DISTRICT WHERE GROWN, WITH COMPARISONS**

Type and Variety	11	12	13	14	15	16	17	2016 State Total	2015 State Total
	Dollars								
<b>WINE GRAPES (RED):</b>									
Aglianico	0.00	1,200.00	2,500.00	0.00	0.00	867.44	1,575.78	1,519.29	1,412.84
Aleatico	0.00	0.00	0.00	0.00	0.00	2,310.00	0.00	2,539.69	2,291.10
Alicante Bouschet *	470.92	850.00	261.05	282.80	0.00	1,800.00	0.00	496.31	367.18
Barbera	598.98	1,039.51	310.07	350.00	0.00	1,755.00	1,438.39	364.77	343.69
Blaufraenkisch *	0.00	0.00	0.00	0.00	0.00	0.00	0.00	1,900.00	3,400.00
Cabernet Franc	527.62	0.00	395.77	0.00	1,000.00	1,493.85	738.07	2,615.61	2,103.35
Cabernet Sauvignon	683.69	516.63	403.41	324.79	891.30	1,665.75	827.40	1,499.01	1,331.48
Carignane	473.61	546.34	284.64	350.00	0.00	800.00	1,356.92	585.11	578.39
Carmenere	975.00	0.00	0.00	0.00	0.00	0.00	0.00	1,332.69	1,946.15
Carnelian	0.00	0.00	249.29	0.00	0.00	0.00	0.00	249.29	257.22
Centurian	0.00	0.00	386.13	0.00	0.00	0.00	0.00	386.13	362.51
Charbono	0.00	0.00	0.00	0.00	0.00	0.00	0.00	2,641.73	2,424.31
Ciliegiolo	0.00	834.09	0.00	0.00	0.00	0.00	0.00	1,297.37	1,211.17
Cinsaut *	1,338.44	0.00	0.00	0.00	0.00	1,655.77	2,749.54	1,679.26	1,421.31
Counoise	0.00	1,200.00	1,000.00	0.00	0.00	1,733.33	0.00	1,931.54	1,699.72
Dolcetto	800.00	0.00	0.00	0.00	0.00	1,000.00	1,381.59	1,629.22	1,682.26
Dornfelder	633.66	0.00	0.00	0.00	0.00	0.00	0.00	655.68	648.03
Durif	0.00	0.00	0.00	0.00	0.00	0.00	0.00	1,450.00	0.00
Freisa	0.00	625.00	0.00	0.00	0.00	0.00	0.00	858.33	0.00
Gamay (Napa) *	0.00	0.00	676.20	0.00	0.00	0.00	464.04	1,066.99	1,092.27
Gamay Noir Au Jus Blanc	0.00	0.00	0.00	0.00	0.00	0.00	0.00	2,055.84	1,767.56
Graciano	748.37	1,400.00	0.00	0.00	0.00	0.00	0.00	879.64	891.43
Grenache *	615.88	366.52	302.40	275.00	1,417.24	1,599.27	1,359.38	578.03	466.78
Grignolino	0.00	0.00	0.00	0.00	0.00	0.00	0.00	1,500.00	0.00
Lagrein	0.00	0.00	0.00	0.00	0.00	0.00	0.00	1,726.88	1,827.33
Malbec	632.17	582.67	481.36	0.00	1,200.00	1,529.95	864.88	1,022.17	968.02
Mataro *	1,133.45	748.99	576.71	0.00	0.00	1,711.97	978.31	1,750.53	1,628.15
Merlot	555.09	471.81	357.09	321.33	0.00	1,510.55	584.26	801.13	761.86
Meunier *	0.00	0.00	0.00	0.00	0.00	0.00	0.00	2,099.82	2,060.44
Mission	842.20	0.00	206.61	0.00	0.00	0.00	0.00	219.43	233.80
Monastrell	0.00	0.00	0.00	0.00	0.00	0.00	0.00	3,800.00	0.00
Montepulciano	914.09	802.81	0.00	0.00	0.00	2,266.18	0.00	1,118.10	1,100.71
Muscat Hamburg *	707.77	699.44	512.69	0.00	0.00	0.00	0.00	630.58	587.11
Nebbiolo	1,000.00	0.00	465.19	0.00	0.00	1,255.12	1,475.61	1,072.94	1,100.29
Negrette *	0.00	0.00	0.00	0.00	0.00	0.00	0.00	1,897.38	1,450.25
Negroamaro	0.00	1,200.00	0.00	0.00	0.00	1,200.00	0.00	1,169.00	1,212.23
Nero D'Avola *	1,100.00	766.51	0.00	0.00	0.00	0.00	0.00	1,134.15	1,186.51
Petit Verdot	751.02	642.21	445.58	0.00	1,200.00	1,549.90	1,428.98	1,203.82	1,164.13
Petite Sirah	776.24	620.93	483.68	497.93	0.00	1,564.62	864.37	1,025.17	1,015.79
Pinot Noir	701.52	442.05	436.98	0.00	0.00	1,650.44	745.89	1,849.94	1,716.54
Pinotage	1,300.00	0.00	0.00	0.00	0.00	0.00	0.00	1,458.17	1,360.63
Primitivo	1,195.47	1,081.40	360.00	0.00	0.00	1,532.47	1,390.00	1,538.71	1,620.53
Refosco *	0.00	0.00	0.00	0.00	0.00	0.00	0.00	1,376.49	1,570.81
Royalty	0.00	0.00	475.00	0.00	0.00	0.00	0.00	475.00	425.00
Rubired *	350.00	261.41	279.82	271.96	0.00	1,400.00	0.00	278.15	276.90
Ruby Cabernet	348.52	440.60	293.61	340.31	0.00	0.00	0.00	306.06	297.23
Sagrantino	1,100.00	921.48	0.00	0.00	0.00	1,300.00	0.00	1,153.38	1,386.11
Salvador	0.00	0.00	0.00	285.00	0.00	1,650.00	0.00	292.34	318.51
Sangiovese *	569.02	785.30	283.73	0.00	0.00	1,733.58	0.00	1,266.47	1,223.57
Souzao	839.24	0.00	970.37	0.00	0.00	0.00	0.00	1,105.92	1,224.56
St Laurent	0.00	0.00	0.00	0.00	0.00	0.00	0.00	2,264.20	2,112.73
Syrah *	526.80	410.38	347.30	378.02	1,200.00	1,574.14	938.26	786.68	703.36
Tannat	619.42	721.23	471.42	0.00	0.00	0.00	1,500.00	730.28	680.62
Tempranillo *	664.98	1,200.00	330.32	0.00	1,200.00	1,606.23	890.39	614.86	535.96
Teroldego	809.17	642.01	0.00	0.00	0.00	0.00	847.20	795.34	896.91
Tinta Cao	1,000.87	0.00	339.42	0.00	0.00	2,100.00	0.00	539.90	424.93
Tinta Madeira	0.00	0.00	685.00	0.00	0.00	0.00	0.00	712.69	609.94
Touriga Nacional *	703.45	993.00	356.11	0.00	0.00	2,100.00	0.00	704.54	689.91
Trousseau *	380.77	0.00	1,200.00	0.00	0.00	0.00	0.00	1,000.00	1,002.06
Zinfandel	734.74	373.34	292.11	310.95	1,643.10	1,614.65	320.27	640.89	605.31
Other Red 1/	726.44	540.26	174.32	160.00	0.00	1,000.00	350.00	370.98	206.00
<b>Total Red</b>	<b>678.12</b>	<b>481.73</b>	<b>308.31</b>	<b>296.03</b>	<b>1,413.85</b>	<b>1,602.40</b>	<b>727.51</b>	<b>944.02</b>	<b>797.47</b>
<b>TOTAL WINE</b>	<b>631.53</b>	<b>467.87</b>	<b>306.06</b>	<b>284.28</b>	<b>1,391.18</b>	<b>1,592.78</b>	<b>617.01</b>	<b>805.19</b>	<b>692.16</b>
<b>TOTAL ALL VARIETIES</b>	<b>631.49</b>	<b>467.76</b>	<b>301.32</b>	<b>256.91</b>	<b>1,391.18</b>	<b>1,592.78</b>	<b>617.01</b>	<b>784.89</b>	<b>682.91</b>



STATE OF CALIFORNIA  
**DEPARTMENT OF FOOD AND AGRICULTURE**  
650 CAPITOL MALL, SUITE 6-100  
SACRAMENTO, CA 95814

**RETURN SERVICE REQUESTED**

Over 2,500 California farmers and ranchers were mailed the 2016 Agricultural Resource Management Survey (ARMS) form. If you already replied to the survey, thank you.

If not, it's not too late!

This survey is your opportunity to impact federal, state and local economic policies in the agriculture sector.

If you need assistance or have questions about your form, call us at

1-800-851-1127

For more information, visit [www.nass.usda.gov](http://www.nass.usda.gov)